

YOUR REDHAWKS

2019-20 SOUTHEAST MISSOURI BASKETBALL

GAME

16



Gameday Coverage

Radio:  Erik Sean, Jess Bolen

Video: 

Live Stats: GoSoutheast.com

Twitter: @SEMOMBB

BELMONT (10-5, 1-1 OVC) VS. SOUTHEAST MISSOURI (4-11, 0-2 OVC)

Date Thursday, January 9, 2020

Tip-Off 7:15 p.m., CT

Location Cape Girardeau, Mo.

Arena Show Me Center (7,000)

Series History Belmont leads, 8-0

Last Meeting BEL 84, SEMO 66

Head Coaches Rick Ray (84-151 overall;

47-91 at SEMO; 24-46 OVC).

Casey Alexander (147-125 overall;

10-5 at BEL; 1-1 OVC).

Series Results

1/10/13 L 72-107

1/9/14 L 94-107

1/1/15 L 77-78

12/31/15 L 82-92

1/7/17 L 75-87

12/28/17 L 72-94

1/31/19 L 71-97

3/2/19 L 66-84

Nashville, Tenn.

Cape Girardeau, Mo.

Nashville, Tenn.

Cape Girardeau, Mo.

Nashville, Tenn.

Cape Girardeau, Mo.

Nashville, Tenn.

Cape Girardeau, Mo.

Strategic Communications

Jeff Honza

Assistant Director of Athletics

Phone: (573) 651-2933

Email: redhawk1@me.com

#LETSSOAR

2019-20 SCHEDULE/RESULTS

November (3-4)

6	at Vanderbilt	SEC NETWORK+	L, 65-83
10	Purdue Fort Wayne	ESPN+	W, 79-78
19	The Citadel	ESPN+	L, 69-74
22	Missouri S&T	ESPN+	W, 72-71
27	vs. Cal State Fullerton !		L, 57-64
29	at Santa Clara !	WCC NETWORK	L, 75-87
30	vs. Denver !		W, 66-51

December (1-5)

5	at Abilene Christian	ESPN+	L, 64-73
7	at Drake	ESPN+	L, 73-78
15	at Youngstown State	ESPN+	L, 50-65
17	at #5 Ohio State	BTN	L, 48-80
21	at Southern Illinois	ESPN3	L, 45-64
29	Missouri Baptist	ESPN+	W, 74-59

January (0-2, 0-2 OVC)

2	at Austin Peay*	ESPN+	L, 63-78
4	at Murray State*	ESPN+	L, 59-81
9	Belmont*		7:15 p.m.
11	Tennessee State*	ESPN+	4 p.m.
16	Austin Peay*	ESPN+	7:15 p.m.
18	Murray State*	ESPN+	4 p.m.
23	at SIU Edwardsville*	ESPN+	7:30 p.m.
25	at Eastern Illinois*	ESPN+	3:15 p.m.
30	at Morehead State*	ESPN+	6 p.m.

February (0-0, 0-0 OVC)

1	at Eastern Kentucky*	ESPN+	3 p.m.
6	Jacksonville State*	ESPN+	7:15 p.m.
8	Tennessee Tech*	ESPN+	4 p.m.
13	UT Martin*	ESPN+	7:15 p.m.
15	SIU Edwardsville*	ESPN+	4 p.m.
20	at Jacksonville State*	ESPN+	7:30 p.m.
22	at Tennessee Tech*	ESPN+	4 p.m.
27	Eastern Illinois*	ESPN+	7:15 p.m.
29	at UT Martin*	ESPN+	4 p.m.

March (0-0)

4-7	OVC Tournament	Evansville, Ind.
-----	----------------	------------------

All games are broadcast live on the radio at Real Rock 99.3 FM. All times Central and subject to change; * - Denotes Ohio Valley Conference Game; ! - Cable Car Classic (Santa Clara, Calif.)

Redhawks Host Belmont

Southeast Missouri (4-11, 0-2) hosts preseason Ohio Valley Conference favorite Belmont (10-5, 1-1) Thursday. Tip-off is set for 7:15 p.m., CT, at the Show Me Center.

Follow the Redhawks

Fans can listen to Thursday's game live on the radio at Real Rock 99.3 FM. Erik Sean and Jess Bolen will call the action. Video is available at ESPN+. Live stats can be accessed at GoSoutheast.com. Twitter updates provided @SEMOMBB.

Series History

Belmont is 8-0 in its all-time series against Southeast Missouri. That mark includes a 4-0 record at the Show Me Center. Last year was the first time these teams squared off twice in a season. Belmont won both matchups by scores of 97-71 (Nashville, Tenn.) and 84-66 (Cape Girardeau, Mo.).

Back Home

Southeast Missouri begins a four-game home stand when it plays host to Belmont Thursday. The home stand is SEMO's longest of the season. Tennessee State (Jan. 11), Austin Peay (Jan. 16) and Murray State (Jan. 18) also visit Cape Girardeau during that stretch.

Tough Week Ahead

The Redhawks have another tough week ahead when they host Belmont (Jan. 9) and Tennessee State (Jan. 11). Belmont leads the Ohio Valley Conference in scoring with 80.9 points per game and TSU is the league-leader with a .486 field goal percentage. The Tigers are currently first in the conference

THIS IS SEMO

Southeast Missouri or **SEMO** is the preferred reference for Southeast Missouri State University athletic teams. Southeastern Missouri State is not an acceptable reference.



standings. Both Belmont and TSU are first in the OVC with 10 wins.

Large Margin

Southeast Missouri dropped seven of its eight meetings with Belmont by double figures. The Bruins scored 84 or more points in all of those contests. SEMO played Belmont the closest when it lost by one point (78-77) in Nashville on Jan. 1, 2015. The Bruins beat the Redhawks by more than 20 points in three of the previous four matchups in the series.

OVC Member

Southeast Missouri is in its 29th season as a member of the Ohio Valley Conference. SEMO first joined the league when it moved to NCAA Division I in 1991-92. The Redhawks are 188-284 all-time in OVC play. SEMO last had a winning OVC record in 2016-17 (9-7).

Redhawks End Non-Conference Play

Southeast Missouri ended non-conference play with a 74-59 home victory over Missouri Baptist (Dec. 29). The Redhawks finished with a 4-9 record against non-league foes



2019-20 SOUTHEAST MISSOURI BASKETBALL NOTES / BELMONT

with eight of those losses outside of Cape Girardeau.

One From 100

Sage Tolbert, Southeast Missouri's leading rebounder with 6.6 per game, is one away from reaching 100 this season. Tolbert grabbed eight or more rebounds a total of five times with a season-best 11 vs. Missouri Baptist (Dec. 29). He stands with 255 rebounds in his career.

Agnew Out with Knee Injury

Forward Darrious Agnew, who started five-straight games (Dec. 7-29), is out with a knee injury. Agnew played only three minutes before sustaining his injury against Missouri Baptist (Dec. 29). He recently had surgery and is expected to return in 2-3 weeks.

Russell Misses Murray State Game

After making his first start of the season at Austin Peay (Jan. 2), Nygal Russell was out with back spasms two days later at Murray State (Jan. 4). Russell scored four points and grabbed three rebounds in 19 minutes against the Governors. It was his first start since he posted a near-double-double nine points and eight rebounds in SEMO's 2018-19 season finale vs. Belmont (Mar. 2).

Caldwell Ties Career-High

Alex Caldwell tied a season and career-high 18 points to lead Southeast Missouri against Murray State (Jan. 4). Caldwell shot 8-of-15 from the field, knocked down two 3-pointers, dished out three assists and had two steals. He led the Redhawks in scoring three-straight games and a total of six times this season.

30 or Less

The Redhawks scored 30 or less points in the first half during eight of their last 10 games. Southeast Missouri has scored no more than 30 in the game's first 20 minutes in five of its last six contests. The Redhawks also went a stretch of at least eight minutes without a field goal in two of their previous four games -- 11:21 in first half at Southern Illinois (12/21); 8:04 in first half at Austin Peay (1/2). SEMO has scored 30 or less points in 15

2019-20 SOUTHEAST MISSOURI REDHAWKS

No.	Name	Pos.	Ht.	Wt.	Cl.	Yr.	Hometown (High School/College)
0	Alex Caldwell	G	6-0	160	So.	2nd	Columbia, S.C. (Wilson)
1	Khalil Cuffee	G	6-4	205	So.	3rd	Fairburn, Ga. (Langston-Hughes)
2	Jordan Love	G	6-5	180	Fr.	2nd	Durham, N.C. (Voyager Academy)
3	Skyler Hogan	G	6-5	205	Sr.	5th	Melbourne, Fla. (Holy Trinity Episcopal/Embry-Riddle)
4	Oscar Kao	G	6-0	170	Jr.	3rd	Tapei, Taiwan (Songshan/Marshalltown CC)
5	Chris Harris	G	6-3	205	Jr.	3rd	Antioch, Ill. (Lake Forest Academy/John A. Logan College)
10	Quatarrius Wilson	F	6-8	215	Sr.	5th	Mobile, Ala. (Gardendale/McNeese State)
11	DQ Nicholas	G	6-1	180	Fr.	1st	Atlanta, Ga. (Scotland Prep School (Pa.))
12	Evan Morrison *	F	6-6	190	Jr.	3rd	Lee's Summit, Mo. (Kansas City East Christian Academy/John Wood CC)
13	Isaiah Gable	F	6-7	200	Jr.	3rd	Greenville, Ohio (Greenville)
15	Nana Akenten #	G	6-6	215	Jr.	3rd	Bolingbrook, Ill. (Bolingbrook/Nebraska)
20	Jakob Medina *	G	6-2	175	Fr.	1st	Chicago, Ill. (St. Patrick)
23	Sage Tolbert	F	6-8	210	So.	2nd	Richmond, Texas (Combine Academy (Charlotte, N.C.))
25	Nygal Russell	G	6-4	205	So.	3rd	Houston, Texas (ASPIRE Academy (Louisville, Ky.))
44	Darrious Agnew	F	6-8	220	Jr.	3rd	Starkville, Miss. (Starkville/East Mississippi CC)

* Walk-on

Will sit out the season due to NCAA Division I transfer regulations

Head Coach: Rick Ray, Fifth Year (Grand View College, 1994)

Assistant Coach: Keith Pickens, Second Year (Missouri State, 2013)

Assistant Coach: Tarrance Crump, First Year (Purdue, 2008)

Assistant Coach: Jason Owens, First Year (Siena Heights, 2006)

Director of Operations: Al Myers, Second Year (Wichita State, 1992)

Graduate Assistant: Mark Laros, First Year (Southeast Missouri, 2019)

Pronunciations

Nana Akenten.....na-nuh uh-ken-ten
 Khalil Cuffee.....kah-leel
 Oscar Kao.....cow
 Mark Laros.....lair-ohs
 Nygal Russell.....nye-juhl

Breakdown by Class

Seniors.....2
 Juniors.....6
 Sophomores.....4
 Freshmen.....3



2019-20 OHIO VALLEY CONFERENCE STANDINGS (AS OF JAN. 6, 2020)

	OVC					Overall					
	Record	Pct.	Home	Away	Streak	Record	Pct.	Home	Away	Neutral	Streak
Tennessee State	2-0	1.000	2-0	0-0	W2	10-5	.667	7-0	1-5	2-0	W3
Murray State	2-0	1.000	2-0	0-0	W2	9-5	.643	8-0	0-3	1-2	W3
Austin Peay	2-0	1.000	2-0	0-0	W2	8-7	.533	7-0	0-6	1-1	W2
Jacksonville State	2-0	1.000	0-0	2-0	W2	7-8	.467	4-1	2-6	1-1	W3
Belmont	1-1	.500	1-1	0-0	W1	10-5	.667	6-1	4-3	0-1	W1
Morehead State	1-1	.500	1-1	0-0	W1	7-8	.467	6-2	1-6	0-0	W1
Eastern Kentucky	1-1	.500	1-1	0-0	L1	4-11	.267	4-3	0-6	0-2	L1
SIU Edwardsville	1-1	.500	0-0	1-1	L1	4-11	.267	2-3	2-8	0-0	L1
Eastern Illinois	0-2	.000	0-0	0-2	L2	7-7	.500	3-0	3-6	1-1	L3
UT Martin	0-2	.000	0-0	0-2	L2	4-9	.308	2-1	1-6	1-2	L2
Southeast Missouri	0-2	.000	0-0	0-2	L2	4-11	.267	3-1	0-9	1-1	L2
Tennessee Tech	0-2	.000	0-0	0-2	L2	3-12	.200	2-3	1-7	0-2	L6





2019-20 SOUTHEAST MISSOURI BASKETBALL NOTES / BELMONT

of its 30 halves (8 first half; 7 second half) of basketball this year.

Last Time Out

Southeast Missouri started strong at Murray State (Jan. 4) scoring on its first three possessions of the game. The Redhawks later led, 18-12, with 11:41 remaining in the first half before the Racers made six-straight field goals to take the lead. MSU led, 42-33, at halftime and then pulled away for good with the help of a 12-3 run to start the second half.

Three in Double Figures

The Redhawks had three players finish with double figures in the scoring column for the 10th time this season at Murray State (Jan. 4). Alex Caldwell paved the way with 18 points, while Isaiah Gable added 11 points and Quatarrius Wilson chipped in 10. Gable's 11 points marked a season-high.

Redhawks at Home

The Redhawks are 3-1 at the Show Me Center with wins over Purdue Fort Wayne (79-78, Nov. 10), Missouri S&T (72-71, Nov. 22) and Missouri Baptist (74-59, Dec. 29). Southeast Missouri carries a two-game home winning streak into Thursday's matchup with Belmont.

OVC Openers

With its 78-53 loss at Austin Peay (Jan. 2), Southeast Missouri dropped to 10-19 all-time in Ohio Valley Conference openers. The Redhawks are 1-4 in conference openers under head coach Rick Ray.

Looking for First Road Win

Southeast Missouri is 0-9 in true road games this season and has dropped 11-straight road contests dating back to last year. The Redhawks last road win was an 88-79 victory at Eastern Illinois on Feb. 16, 2019.

Redhawks End Skid

The Redhawks snapped a season-long five-game losing streak when it beat Missouri Baptist, 74-59, on Dec. 29. Southeast Missouri improved to 3-1 at home this year and played at the Show Me Center for the first time in 37 days.

Redhawks Get Win Over Missouri Baptist

After scoring 50 points or less in three-straight games, Southeast Missouri regrouped to score 74 in its latest win over Missouri Baptist (Dec. 29). It marked SEMO's fifth time scoring over 70 points this year. The 74 points also rank as the Redhawks third-most in a game thus far.

2019-20 STATS COMPARISON

BEL	SEMO
10-5.....	Record.....
1-1.....	Conference Record.....
80.9.....	Points Per Game.....
67.6.....	Opp. Points Per Game.....
+13.3.....	Scoring Margin.....
.472.....	Field Goal Percentage.....
.404.....	Opp. Field Goal Percentage.....
.368.....	3-Point Field Goal Percentage.....
.309.....	Opp. 3-Point Field Goal Percentage.....
.707.....	Free Throw Percentage.....
.613.....	Opp. Free Throw Percentage.....
40.5.....	Rebounds Per Game.....
37.2.....	Opp. Rebounds Per Game.....
+3.3.....	Rebounding Margin.....
18.1.....	Assists Per Game.....
13.3.....	Turnovers Per Game.....
+0.4.....	Turnover Margin.....
3.7.....	Blocks Per Game.....
6.7.....	Steals Per Game.....

THIS WEEK'S SCHEDULE/RESULTS


Thursday, January 9

Austin Peay at Tennessee Tech, 6 p.m., CT
 SIU Edwardsville at Morehead State, 6 p.m., CT
 Eastern Illinois at Eastern Kentucky, 6:30 p.m., CT
Belmont at Southeast Missouri, 7:15 p.m., CT
 Tennessee State at UT Martin, 7:30 p.m., CT
 Murray State at Jacksonville State, 8 p.m., CT

Saturday, January 11

Eastern Illinois at Morehead State, 2 p.m., CT
 SIU Edwardsville at Eastern Kentucky, 3 p.m., CT
Tennessee State at Southeast Missouri, 4 p.m., CT
 Belmont at UT Martin, 4 p.m., CT
 Austin Peay at Jacksonville State, 4 p.m., CT
 Murray State at Tennessee Tech, 7:30 p.m., CT

SOUTHEAST MISSOURI PROBABLE STARTERS



0

Alex Caldwell
 G / 6-0 / 160 / So.
 Columbia, S.C.

10.8 ppg, 1.7 rpg,
 2.3 apg



3

Skyler Hogan
 G / 6-5 / 205 / Sr.
 Melbourne, Fla.

8.7 ppg, 4.7 rpg,
 0.9 apg



4

Oscar Kao
 G / 6-0 / 170 / Jr.
 Tapei, Taiwan

3.1 ppg, 0.9 rpg,
 1.2 apg



10

Quatarrius Wilson
 F / 6-8 / 215 / Sr.
 Mobile, Ala.

6.2 ppg, 5.5 rpg,
 1.0 apg



23

Sage Tolbert
 F / 6-8 / 210 / So.
 Richmond, Texas

8.8 ppg, 6.6 rpg,
 0.8 apg



2019-20 SOUTHEAST MISSOURI BASKETBALL NOTES / BELMONT

HONORS & AWARDS

OVC Freshman of the Week

DQ Nicholas, G, Dec. 9

2019-20 OVC PRESEASON POLL

Team (First-Place Votes)

Belmont (17)	237
Murray State (7)	223
Jacksonville State	187
Austin Peay.....	180
UT Martin.....	154
Eastern Kentucky.....	128
Eastern Illinois.....	124
Morehead State.....	113
Tennessee State.....	90
SIU Edwardsville.....	63
Southeast Missouri.....	49
Tennessee Tech.....	36

2019-20 PRESEASON ALL-OVC TEAM

Name, Position, School

Jomaru Brown, G, Eastern Kentucky
Tevin Brown, G, Murray State
Jr. Clay, G, Tennessee Tech
Darnell Cowart, F, Murray State
Quintin Dove, F, UT Martin
Grayson Murphy, G, Belmont
Nick Muszynski, C, Belmont
Craig Randall II, G, UT Martin
Terry Taylor, G/F, Austin Peay
Jordan Walker, G, Morehead State
Josiah Wallace, G, Eastern Illinois

Preseason Player of the Year

Terry Taylor, G/F, Austin Peay

Cuffee Returns

Khalil Cuffee scored double figures in his first action of the season against Missouri Baptist (Dec. 29). Cuffee did not play the first 12 games due to a concussion. He scored 10 points, grabbed two rebounds and dished out two assists in 17 minutes off the bench. It was the second time Cuffee scored double-digits in his career.

Russell Matches Career-Highs

Nygal Russell matched career-highs in points and assists during Southeast Missouri's victory over Missouri Baptist (Dec. 29). Russell tied those marks with 12 points and six assists. He also added six rebounds in 23 minutes off the bench. He helped lead SEMO's reserves to a 35-4 advantage over MBU's bench.

Defense Plays Well

Southeast Missouri held an opponent to just one 3-pointer made for the second time this season when Missouri Baptist (Dec. 29) finished at 1-of-14 from beyond the arc. SEMO allowed just 59 points, its second-fewest in a game this season.

Largest Margin of Victory

The Redhawks tied their largest margin of victory this season with their 74-59 win over Missouri Baptist (Dec. 29). Southeast Missouri has posted two of its four wins by double figures this year. SEMO also ended the month of November with a 15-point victory (66-51) over Denver on Nov. 30.

Tolbert Gets Another Double-Double

Sage Tolbert turned in his team-high second double-double this season and third of his career when he scored 11 points and grabbed 11 rebounds against Missouri Baptist (Dec. 29).

Redhawks Go Cold

The Redhawks started strong out of the gate against longtime rival Southern Illinois (Dec. 21). Southeast Missouri went on a 12-2 run in the first six minutes, but then missed its next 13 field goals and went scoreless for 11:21. SIU scored 26 unanswered points during the Redhawks cold spell. The 64-45 loss marked SEMO's fifth by double figures this season.

Agnew Cracks Starting Lineup

East Mississippi Community College transfer Darrious Agnew scored double figures twice since joining the starting lineup on Dec. 7 (at Drake). Agnew scored 11 points and had four rebounds in his first start against the Bulldogs. Eight days later, he dropped in a season-high 17 points and pulled down six rebounds at Youngstown State (Dec. 15).

Redhawks vs. Ranked Opponents

With its loss to #5 Ohio State (Dec. 17), Southeast Missouri dropped to 0-15 all-time against ranked opponents. Eight of those matchups were against Top-10 foes. SEMO's highest ranked opponent prior to this year was also from the Big Ten Conference -- #6 Illinois on Dec. 28, 2005.

Quite an Experience

Although Southeast Missouri suffered its biggest loss of the season at #5 Ohio State (Dec. 17), the Redhawks did get the opportunity to play in the ninth-largest college basketball arena in the country. Value City Arena has a seating capacity of 19,049 and is the largest arena in the Big Ten Conference. Nationally, it ranks behind Syracuse's Carrier Dome (34,616), Kentucky's Rupp Arena (23,000), Louisville's KFC Yum! Center (22,090), North Carolina's Dean Smith Center (21,750), Tennessee's Thompson-Boling Arena (21,678), Georgetown's Capital One Arena (20,356), St. John's Madison Square Garden (19,812) and North Carolina State's PNC Arena (19,722). No SEMO basketball team had played in a bigger arena prior to this year. Tuesday's game drew an attendance of 13,177, the largest crowd the Redhawks played in front of since Dec. 4, 2016 -- 17,222 at Indiana's Assembly Hall.

Strong Trip Home

Forward Isaiah Gable, the only player from Ohio on Southeast Missouri's roster, performed well in front of a large group of family and friends in his home state. Gable scored 10 points off the bench against both Youngstown State (Dec. 15) and #5 Ohio State (Dec. 17). He knocked down five 3-pointers in those contests, including a season-high three



2019-20 SOUTHEAST MISSOURI BASKETBALL NOTES / BELMONT

against the Penguins. Gable is from Greenville, Ohio which is just under 100 miles from Columbus.

Assist/Turnover Ratio

The Redhawks are 12th in the Ohio Valley Conference in assist/turnover ratio. Southeast Missouri has assisted 145 of its 341 made field goals this year. SEMO also committed 205 turnovers through 15 games.

Nicholas Nabs First OVC Honor

Southeast Missouri guard DQ Nicholas was named Ohio Valley Conference Co-Freshman of the Week on Dec. 9. A native of Atlanta, Georgia, Nicholas had a strong week for the Redhawks averaging 14 points and 4.5 rebounds in two games. He scored 21 points and made a perfect 14-of-14 free throws at Abilene Christian (Dec. 5). Nicholas scored 16 points and made all 14 of his free throws in the second half of that game. He then added seven points and five rebounds two days later at Drake (Dec. 7). Nicholas has scored over 20 points a team-high two times this year.

Strong Showing

After averaging under five 3-pointers made per game (4.6) through its first eight contests of the 2019-20 campaign, Southeast Missouri drained a season-best 10-of-19 treys at Drake (Dec. 7). The Redhawks heated up to shoot 52.6 percent from long range for the game and 54.5 percent (6-of-11) in the first half alone.

Perfect at the Free Throw Line

Freshman DQ Nicholas went a perfect 14-of-14 at the free throw line at Abilene Christian (Dec. 5). Nicholas led the Redhawks with a game-high 21 points, his second 20-point performance this season. He scored 16 of his points in the second half. Nicholas was the first Southeast Missouri player to make 14 free throws in a game since Denzel Mahoney went 14-of-15 and scored 34 points vs. Tennessee State (Mar. 1, 2017).

Solid Offense

Southeast Missouri scored 73 points against Drake, at the time, the most in the Knapp

Center of any opponent this season on Dec. 7. The Bulldogs, who were Co-Missouri Valley Conference Champions in 2018-19, did not allow more than 58 points in their first five home games before hosting the Redhawks. SEMO led Drake for over 30 minutes in that game.

Knocking Them Down

The Redhawks made 21-of-22 free throws in the second half against Abilene Christian (Dec. 5). Southeast Missouri finished shooting a season-best 85.7 percent (24-of-28) at the free throw line in that game. The 24 free throws made were SEMO's second-most this year.

Double-Digit Scorers

Southeast Missouri enters the week with one player averaging double figures in the scoring column with a minimum of three games played. Alex Caldwell is averaging 10.8 points a game behind guard Chris Harris (15.5 ppg in two games), who is out for the season with a knee injury.

Caldwell Named to Cable Car Classic All-Tournament Team

Sophomore guard Alex Caldwell was named to this year's Cable Car Classic All-Tournament Team. Caldwell averaged 14.3 points, two rebounds, two assists and 3.3 steals per game in three starts during the tournament. He also went a perfect 10-of-10 at the free throw line and scored double figures in all three contests.

Nice Defense

The Redhawks held Denver to just 51 points in their 66-51 victory on Nov. 30. It was the lowest point total Southeast Missouri held an opponent to since Chattanooga scored 42 against the Redhawks on Nov. 17, 2018. SEMO also limited the Pioneers to only 1-of-16 from 3-point range.

Double-Doubles

Southeast Missouri has a total of four double-doubles this season. Quatarrius Wilson and Sage Tolbert each have two for the Redhawks thus far.

SHOW ME CENTER INFORMATION

Photographers

Photographers working the floor level at the Show Me Center are required to shoot from behind the dash lines along the baselines and must sit on the floor in those areas. The Director of Strategic Communications may identify other positions off the court where photographers may work, provided the view is not blocked for fans. At no time may photographers work directly from behind the official scorer's table and team benches, and in front of any courtside signage. No tripods may be placed on or beside the court.

Postgame Procedure

All interview requests for Southeast student-athletes must be made to a member of the Southeast Missouri Strategic Communications staff prior to the end of each game. Student-athletes will be escorted to postgame press conferences in the front meeting rooms of the Show Me Center. Media representatives are not allowed in the dressing room area. Redhawks head coach Rick Ray will address the media during press conferences after every game and the opposing head coach will be invited upon request. Ray will join press conferences immediately after his postgame radio obligation with the Redhawks Radio Network.

Credentials

Credentials are required for entrance to the Show Me Center. To request season or single game credentials, please contact Southeast Missouri Assistant Director of Athletics for Strategic Communications Jeff Honza by phone (573) 651-2933 or email jhonza@semo.edu / redhawk1@me.com. Credentials can be picked up at the NCAA pass gate located inside the main entrance of the Show Me Center.

Press Row

Media will be issued assigned seats course on the north side of the Show Me Center. Press row is reserved for working media only. Professional decorum is expected at all times. Cheering or outward expression is strictly prohibited.

Gameday Information

Game notes, rosters, statistics and other information is available on press row and in the media workroom at the Show Me Center on gamedays. Weekly releases will be published online at GoSoutheast.com.

Phone Lines

One phone line will be provided to the visiting team's official radio station courtesy of the Redhawks Radio Network. If additional phone lines are needed, they must be secured by calling (573) 651-2275 at least one week in advance.

Wireless Internet

The Show Me Center is equipped with wireless internet. Please see a member of the Southeast Missouri Strategic Communications staff for login information.



2019-20 SOUTHEAST MISSOURI BASKETBALL NOTES / BELMONT

Quatarrius Wilson, 12 points, 13 rebounds
at Vanderbilt (Nov. 6)

Sage Tolbert, 13 points, 10 rebounds
vs. Cal State Fullerton (Nov. 27)

Quatarrius Wilson, 10 points, 11 rebounds
vs. Denver (Nov. 30)

Sage Tolbert, 11 points, 11 rebounds
vs. Missouri Baptist (Dec. 29)

3-Point Difference

Southeast Missouri has made 80 three-pointers through 15 games, fewest in the Ohio Valley Conference. The Redhawks are averaging 5.3 three-pointers per contest and made 31 percent (80-of-262). SEMO has shot under 30 percent from beyond the arc a total of eight times this year. The Redhawks shot under 20 percent twice. Opponents have made 116 threes and hold a 348-240 (+108) advantage in points behind the 3-point line.

Down to the Wire

Southeast Missouri won two of its first three games at home by one point. Chris Harris buried a 3-pointer with 27 seconds left to send SEMO to a 79-78 victory over Purdue Fort Wayne on Nov. 10. Twelve days later, Alex Caldwell drained a 3-pointer with 17 seconds on the clock to grab SEMO a 72-71 win over Missouri S&T (Nov. 22).

Redhawks Get First Win

Southeast Missouri picked up its first win of the season with a gritty performance against Purdue Fort Wayne (Nov. 10). SEMO saw a 15-point lead disappear, but made some big defensive stops and a clutch shot down the stretch to beat the Mastodons, 79-78.

Nicholas Drops in 24

Freshman guard DQ Nicholas became the first Southeast Missouri player to score over 20 points in a game when he dropped in a game-high 24 against The Citadel (Nov. 19). Nicholas made 9-of-16 field goals and 5-of-6 free throws.

Home-Opening Win

With their 79-78 victory over Purdue Fort Wayne (Nov. 10), the Redhawks improved to 23-6 all-time in home-openers since joining

the NCAA Division I ranks in 1991-92. Southeast Missouri opened its home slate with a win for the seventh time in eight years and has posted victories in 14 of its last 17 home-opening dates. The Redhawks won their fourth-straight home-opener under head coach Rick Ray.

About Belmont

Preseason Ohio Valley Conference favorite Belmont enters the week with an overall record of 10-5 and 1-1 in league play. The Bruins lead the conference in several categories, including scoring offense (80.5 ppg), rebounding offense (40.5 rpg), assists (18.1 apg), assist/turnover ratio (1.4), defensive rebounds (31.3 rpg) and 3-point field goals made (10.5 per game). Sophomore Adam Kunkel ranks fourth in the OVC in scoring with 17.3 points per game and Grayson Murphy tops the conference in assists with 5.6 per contest. Belmont currently has a OVC-best four road wins this season under first-year head coach Casey Alexander.

Harris Out for Season

Chris Harris, who opened his Southeast Missouri career with back-to-back double-digit scoring games and drained a game-winning 3-pointer to give the Redhawks their first victory of the season (vs. Purdue Fort Wayne), is out for the season with a knee injury. Harris initially sustained his injury during practice prior to SEMO's matchup with The Citadel (Nov. 19). He averaged 15.5 points per game and was SEMO's leading scorer in each of the first two games of the 2019-20 campaign. Harris is scheduled to undergo surgery next week.

Mr. Double-Double

Quatarrius Wilson registered the 16th double-double of his college career and second in a Southeast Missouri uniform when he finished with 10 points and 11 rebounds vs. Denver (Nov. 30). Wilson previously had a Southland Conference leading 14 double-doubles during the 2017-18 season at McNeese State.

Division I Debuts

Five players, including guard Chris Harris, forwards Darrious Agnew and Evan

Morrison, and guards DQ Nicholas and Jordan Love made their NCAA Division I debuts in 2019-20. Harris, who is currently out with a knee injury, averaged 15.5 points per game in his first two contests.

Big Stops

Southeast Missouri's defense locked down to draw a charge and get two stops in the final 35 seconds to secure its 79-78 win over Purdue Fort Wayne (Nov. 10). Isaiah Gable stepped in front of Dylan Carl to draw a big foul with 35 seconds on the clock. The Mastodons then had two chances in the final six seconds, but SEMO forced a missed 3-pointer and layup to come away with the win.

Welcome to Division I Basketball

Six of the 15 players on Southeast Missouri's 2019-20 roster never played NCAA Division I basketball. DQ Nicholas, Jordan Love, Chris Harris, Evan Morrison, Jakob Medina and Darrious Agnew formed that group entering the year. Nicholas, Harris, Agnew, Love and Morrison have played so far this season.

Owens and Crump Join Coaching Staff

Southeast Missouri added assistant coaches Tarrance Crump and Jason Owens to its staff in June. Crump spent three years as an assistant coach at fellow Ohio Valley Conference member SIU Edwardsville (2016-18). SEMO head coach Rick Ray coached Crump when he was a student-athlete at Purdue. Owens joined the Redhawks after working two years as an assistant coach on Kim Anderson's staff at Pittsburg State.

Worth Noting

Of the 353 NCAA Division I men's basketball programs in the nation and discounting the Historically Black Colleges and Universities, Southeast Missouri is one of only five programs that have full-time coaching staffs comprised entirely of African-Americans. SEMO joins Georgetown, North Carolina State, Houston and Detroit Mercy

Ready to Go

McNeese State transfer forward Quatarrius Wilson sat out the 2018-19 season due to



2019-20 SOUTHEAST MISSOURI BASKETBALL NOTES / BELMONT

NCAA Division I transfer regulations. He had surgery on his right thumb in early July and missed six weeks before returning to the court in mid-August. Wilson earned Third-Team All-Southland Conference honors after averaging a double-double 10.9 points and 10.2 rebounds per game in 28 starts for McNeese State in 2017-18. Wilson was projected to be a Second-Team All-Ohio Valley Conference selection in Athlon Sports' preseason picks.

Fifth Year for Ray

Rick Ray is in his fifth year as head coach at Southeast Missouri. The Redhawks finished their 2018-19 season with an overall record of 10-21 and 5-13 Ohio Valley Conference mark. Prior to his first head coaching job at Mississippi State, Ray made the NCAA Tournament as an assistant coach with three different programs, including Purdue, Clemson and Indiana State.

Returning Scorers

Southeast Missouri has three of its top four scorers back from last season. Skyler Hogan (10.6 ppg), Alex Caldwell (8.7 ppg) and Isaiah Gable (8.1 ppg) ranked second, third and fourth on the team in 2018-19, respectively. The trio accounted for 35 percent of the Redhawks scoring output.

Roster Makeup

The Redhawks 2019-20 roster consists of 15 players, including two seniors, six juniors, four sophomores and three freshmen. Southeast Missouri has a total of six newcomers on this year's squad. SEMO's roster is comprised of players from nine different states (Alabama, Florida, Georgia, Illinois, Mississippi, Missouri, North Carolina, Ohio, South Carolina).

Season 113

Southeast Missouri is in its 113th season of basketball. This year marks SEMO's 29th as an NCAA Division I program. The Redhawks are 339-492 all-time at the Division I level. SEMO joined the Division I ranks in 1991-92.

Redhawks 11th in OVC Preseason Poll

Southeast Missouri was picked 11th in the 2019-20 Ohio Valley Conference Basketball

Preseason Poll announced Oct. 22 during the league's annual media day at the Double Tree Hotel. SEMO tallied 49 points in the overall voting by the OVC Head Coaches and Communication Directors. Belmont, which received 17 of the 24 first-place votes, was tabbed this year's favorite. Murray State followed with 223 points and seven first-place nods. The Bruins and Racers shared the OVC regular-season title last season. MSU won the OVC Tournament crown and both teams advanced to the NCAA Tournament. Jacksonville State (187 pts.), Austin Peay (180 pts.), UT Martin (154 pts.), Eastern Kentucky (128 pts.), Eastern Illinois (124 pts.), Morehead State (113 pts.), Tennessee State (90 pts.) and SIU Edwardsville (63 pts.) were also picked ahead of SEMO. Tennessee Tech completed the poll with 36 points. Austin Peay guard/forward Terry Taylor was selected Preseason OVC Player of the Year.

Redhawks in Professional Basketball

Antonius Cleveland, who was at Southeast Missouri for four years from 2013-17, plays for the Dallas Mavericks and is on a two-way contract with the Texas Legends of the NBA G League. Cleveland re-signed with the Mavericks on July 25, 2019. He has played in a total of 17 NBA games between his time with Dallas (13) and Atlanta (4). Cousins Tyler Stone and Jarekious Bradley, once teammates at Southeast Missouri, are both playing overseas. Stone is with New Basket Brindisi of the Italian Lega Basket Serie A (LBA) and Bradley is with Joensuu Kataja Basket in Finland. Stone also played professionally in Turkey, Greece, Japan, Israel and Russia before joining his current team in Italy. Meanwhile, Bradley played in Slovakia and Germany before joining his current team in Finland.

Redhawks Sign Highly Talented Duo

Southeast Missouri signed point guard Phil Russell and forward Ramean Hinton for the 2020-21 season during the opening day of the NCAA early signing period on Nov. 13. Russell (5'10", 165) comes to SEMO from Vashon High School (St. Louis) and Hinton (6'4", 180) joins the Redhawks from Curie High School (Chicago). Russell started at point guard the

last two seasons leading Vashon to 47 wins over that span. The Wolverines won a Class 3 State Championship in March, Vashon's third in four years. In the semifinal matchup against Charleston High School, Russell drained four 3-pointers and scored 20 points. Along with his ability to score, Russell also dished out nearly 180 assists during his junior campaign. Hinton averaged 15 points and seven rebounds for Curie High School, which went 35-2 overall and didn't lose to a Chicago-area school last season. In the Chicago Public League championship game against Morgan Park, Hinton turned in a double-double 21 points and 13 rebounds. UAB, Saint Louis, Kent State, Green Bay, Kansas State, New Mexico, Colorado State and Tulsa were other schools that recruited Hinton in addition to SEMO. Hinton and Russell fashioned an impressive combined record of 61-6 in their games as juniors.

Suits and Sneakers Week is Jan. 20-26

Coaches vs. Cancer Suits and Sneakers Week is scheduled for Jan. 20-26, 2020. It is a nationwide event when basketball coaches across the country unite for a common cause -- saving lives from cancer! Coaches and their staffs across the nation wear sneakers with their suits during games to raise awareness and help save lives from cancer by raising funds and encouraging people to educate themselves about cancer prevention, screening, and early detection. The Coaches vs. Cancer program is a nationwide collaboration between the American Cancer Society and the National Association of Basketball Coaches. This initiative leverages the personal experiences, community leadership, and professional excellence of coaches nationwide to increase cancer awareness and promote healthy living through year-round awareness efforts, fundraising activities, and advocacy programs. Since 1993, coaches have raised over \$100 million for the American Cancer Society.





HEAD COACH RICK RAY



- Head Coach
- Fifth Year
- Grand View College, 1994

RICK RAY

Rick Ray is in his fifth year as head coach at Southeast Missouri.

SEMO concluded its 2018-19 campaign with an overall record of 10-21 and 5-13 in the Ohio Valley Conference.

The Redhawks return three starters from last year's team which ranked second in the OVC in 3-point field goal percentage defense (.320), third in 3-point field goals made (8.6 per game) and fourth in 3-point field goal percentage (.370). SEMO also tied for fourth in defensive rebounding percentage (.717) and rated fifth in defensive rebounds (25.7 rpg).

The year before, SEMO finished its 2017-18 season with an overall record of 14-17 and 8-10 mark in the OVC. The Redhawks were seventh in the league standings, three spots ahead of where they were picked in the preseason poll.

The Redhawks drained a single-season school record 289 three-pointers in Ray's third year as head coach. SEMO made 10 or more 3-pointers in 15 contests and led the OVC with a .392 three-point field goal percentage.

Guards Denzel Mahoney and Ledarrius Brewer represented SEMO on the 2017-18 All-Ohio Valley Conference teams.

Mahoney earned first-team honors, while Brewer secured All-Newcomer accolades.

Ray led SEMO to a +10 increase in the win column as the Redhawks were the 22nd Most Improved Team in NCAA Division I Basketball during the 2016-17 season. SEMO finished at 15-18 and second in the OVC West Division with a 9-7 record after going 5-24 and placing last in the league in 2015-16.

SEMO made its 15th all-time OVC Tournament appearance with Ray winning the first game he coached at the event when the Redhawks erased a 14-point deficit to beat Tennessee State in overtime.

Statistically, SEMO made huge strides from the previous season. The Redhawks ranked among the top-five in the OVC in several categories, including steals (1st, 7.7), assist/turnover ratio (5th, 1.1) and 3-point field goals made (5th, 8.0). SEMO made its biggest jump from the 2015-16 season in turnover margin (8th to 1st), 3-point field goal percentage (last to 2nd) and free throw percentage (last to 2nd). Nationally, the Redhawks went from 331st to 49th in free throw percentage and 336th to 59th in total 3-point field goals made, while improving in many other areas during

the 2016-17 campaign.

Additionally, Ray coached a pair of All-OVC selections in guards Antonius Cleveland and Mahoney. Cleveland, who earned first-team honors, became the first SEMO player to make the national College Slam Dunk Championship. Cleveland most recently re-signed with the Dallas Mavericks on a two-way contract with the Texas Legends (NBA G League).

Mahoney was the league's Freshman of the Year, a second-team pick, All-Newcomer selection and OVC All-Tournament Team honoree. It was the first time the Redhawks had multiple All-OVC selections since 2013-14 (Tyler Stone, Jarekious Bradley).

Following the 2016-17 campaign, Ray received a two-year contract extension that runs through the 2020-21 season.

Ray was introduced as the 20th head coach in SEMO men's basketball history on April 13, 2015. He is the first African-American head coach in the 112-year history of the program.

A tireless worker, Ray is structuring his program to achieve success both on the court and in the classroom.

SEMO posted a 3.31 GPA during Summer, 2019. The Redhawks had seven players obtain a 4.0 GPA and 12 achieve a 3.0 or higher mark.

In his first summer on the job, Ray challenged his players to excel academically and they did so by accumulating a 3.38 grade point average, the program's highest in a summer term.

Twelve of the 15 players enrolled in summer classes

posted a 3.0 or higher GPA. To take it even further, Ray convinced other players to remain on campus and finish what they started. As a result, seven players graduated. Nino Johnson, Jarekious Bradley, Darrian Gray and J.J. Thompson, along with former players Corey Wilford, Waylon Jones and Dainmon Gonner all earned their bachelor degrees.

The next summer, the Redhawks recorded a 3.33 GPA with six players achieving a 4.0 and 11 notching a 3.0 or higher GPA.

In Fall, 2017, SEMO's men's basketball team made the biggest improvement of all Redhawk athletic teams from the previous Fall, 2016 semester when it raised its grade point average .613 points to a 3.08. That fall, the basketball team was the only men's sport that registered a 3.0 GPA.

Ray's 2015-16 team was the first to play in a newly-renovated Show Me Center, which has served as home to Redhawk Basketball since 1987.

One of the best basketball arenas in the OVC, the Show Me Center received a new state-of-the-art center-hung video board, brand new telescopic seating, a new exterior roof and additional improvements to lighting and sound systems. All renovations were completed for the 2015-16 campaign.

Prior to SEMO, Ray spent three seasons as head coach at Mississippi State. He led the Bulldogs to a 2-2 mark in the SEC Tournament, including an upset win against Vanderbilt in 2013-14. Ray helped the development of two All-SEC



HEAD COACH RICK RAY

freshmen in Craig Sword and Gavin Ware, as his recruiting classes received national attention. In addition, Ray had a 100 percent graduation rate during his tenure at MSU.

Certainly no stranger to NCAA postseason play, Ray has been an assistant at three different institutions that enjoyed success at the highest level.

Before arriving in Starkville, Mississippi, Ray spent two seasons at Clemson, where he was associate head coach to Brad Brownell. Ray also spent four successful years on the staff of Matt Painter at Purdue. He began his Division I coaching career at Indiana State, serving seven seasons.

All three programs participated in the NCAA Tournament. While at Clemson coaching in the highly-competitive Atlantic Coast Conference, the Tigers won 38 games during Ray's two-year stint as associate head coach. In 2010-11, the Tigers finished the year with a 22-12 overall record and 9-7 mark in the ACC en route to making the NCAA Tournament for the fourth-straight season. Clemson advanced to the second round of the tournament that year.

Ray was an assistant coach from 2006-10 under Painter at Purdue, where the Boilermakers won 103 games during his first four years on staff, including 15 victories over Top 25 competition. During his tenure, Purdue advanced to the NCAA Tournament each season and made the Sweet 16 his last two years there.

In 2009, the Boilermakers won the Big Ten Tournament and

secured a No. 5 seed in the NCAA Tournament. A year later, Ray helped the Boilermakers to 29 wins, tied for the most in Purdue history for a single season. Purdue earned a No. 4 seed and lost in the round of 16 to eventual NCAA champion Duke during the 2010 NCAA Tournament.

Ray was part of the 2006-07 Purdue staff that signed arguably the top class in school history, a group that was rated No. 5 nationally by Scout.com and No. 6 by Rivals.com. That class included All-Americans Robbie Hummel and JaJuan Johnson and current NBA player E'Twaun Moore.

While at Purdue, Ray was on Painter's staff that also included Cuonzo Martin (Missouri head coach), and Paul Lusk (former Missouri State head coach).

Ray coached at Missouri Valley Conference member Indiana State for a period of seven years (1997-2004), helping ISU to consecutive 20-win seasons and NCAA Tournament appearances in 1999-2000 and 2000-01. In 1999-2000, the Sycamores compiled a 14-4 record in the MVC and won the regular season title. ISU then won the MVC Tournament the following season. The Sycamores later upset No. 4 seed Oklahoma in the first round of the 2001 NCAA Tournament. In addition, Ray was part of the ISU staff that defeated perennial power Indiana in back-to-back seasons.

Following his time at ISU, Ray spent two seasons (2004-06) as an assistant coach and recruiting coordinator at Northern

Illinois. In 2005-06, the Huskies were regular season Western Division champions in the Mid-American Conference for the first time in school history with a 17-11 overall record and 12-6 ledger in the MAC.

Ray began his coaching career as a graduate assistant at the University of Nebraska-Omaha, a Division II program. He helped orchestrate a seven-win turnaround during his second season in 1996-97.

A standout player for Grand View College (Iowa), Ray was an All-American Scholar-Athlete and honorable mention all-conference performer in 1993.

He earned his undergraduate

degree in applied mathematics and secondary education from Grand View in 1994. Ray received his master's degree in athletic administration from Nebraska-Omaha in 1997.

Those type of heralded credentials helped Ray make the transition to head coach.

In 2013, he was the recipient of Grand View's Distinguished Alumni Award.

Born in Gardena, California, Ray moved to Kansas City, Kansas with his family when he was six years old.

Ray and his wife, Breyana, have two sons, Deacon and Mason, and a daughter, Katriece.





RICK RAY YEAR-BY-YEAR RECORDS

<u>Year</u>	<u>School</u>	<u>Assignment</u>	<u>Record</u>	<u>Conference</u>	<u>Postseason</u>
1995-96	Nebraska-Omaha	Graduate Assistant	-	-	-
1996-97	Nebraska-Omaha	Graduate Assistant	-	-	-
1997-98	Indiana State	Assistant Coach	16-11	10-8	-
1998-99	Indiana State	Assistant Coach	15-12	10-8	-
1999-00	Indiana State	Assistant Coach	22-10	14-4	NCAA Tournament First Round
2000-01	Indiana State	Assistant Coach	22-12	10-8	NCAA Tournament Second Round
2001-02	Indiana State	Assistant Coach	6-22	4-14	-
2002-03	Indiana State	Assistant Coach	7-24	2-16	-
2003-04	Indiana State	Assistant Coach	9-19	5-13	-
2004-05	Northern Illinois	Assistant Coach	11-17	7-11	-
2005-06	Northern Illinois	Assistant Coach	17-11	12-6	-
2006-07	Purdue	Assistant Coach	22-12	9-7	NCAA Tournament Second Round
2007-08	Purdue	Assistant Coach	25-9	15-3	NCAA Tournament Second Round
2008-09	Purdue	Assistant Coach	27-10	11-7	NCAA Tournament Sweet 16
2009-10	Purdue	Assistant Coach	29-6	14-4	NCAA Tournament Sweet 16
2010-11	Clemson	Associate Head Coach	22-12	9-7	NCAA Tournament Second Round
2011-12	Clemson	Associate Head Coach	16-15	8-8	-
2012-13	Mississippi State	Head Coach	10-22	4-14	-
2013-14	Mississippi State	Head Coach	14-19	3-15	-
2014-15	Mississippi State	Head Coach	13-19	6-12	-
2015-16	Southeast Missouri	Head Coach	5-24	2-14	-
2016-17	Southeast Missouri	Head Coach	15-18	9-7	OVC Tournament Quarterfinals
2017-18	Southeast Missouri	Head Coach	14-17	8-10	-
2018-19	Southeast Missouri	Head Coach	10-21	5-13	-
2019-20	Southeast Missouri	Head Coach	4-11	0-2	-

Career Record: 84-151 (8 years)


Record at Southeast Missouri: 47-91, 24-46 OVC (5 years)

Record at Mississippi State: 37-60, 13-41 SEC (3 years)

Record as a college assistant/associate head coach: 266-202



RADIO/TV ROSTER



0 Alex Caldwell
G / 6-0 / 160 / So.
Columbia, S.C.



1 Khalil Cuffee
G / 6-4 / 205 / So.
Fairburn, Ga.




2 Jordan Love
G / 6-5 / 180 / R-Fr.
Durham, N.C.



3 Skyler Hogan
G / 6-5 / 205 / Sr.
Melbourne, Fla.



4 Oscar Kao
G / 6-0 / 170 / Jr.
Tapei, Taiwan



5 Chris Harris
G / 6-3 / 205 / Jr.
Antioch, Ill.



10 Quatarrius Wilson
F / 6-8 / 215 / Sr.
Mobile, Ala.



11 DQ Nicholas
G / 6-1 / 180 / Fr.
Atlanta, Ga.




12 Evan Morrison
F / 6-8 / 190 / Jr.
Lee's Summit, Mo.




13 Isaiah Gable
F / 6-7 / 200 / Jr.
Greenville, Ohio



15 Nana Akenten
G / 6-6 / 215 / Jr.
Bolingbrook, Ill.



20 Jakob Medina
G / 6-2 / 175 / Fr.
Chicago, Ill.



23 Sage Tolbert
F / 6-8 / 210 / So.
Richmond, Texas




25 Nygal Russell
G / 6-4 / 205 / So.
Houston, Texas



44 Darrious Agnew
F / 6-8 / 220 / Jr.
Starkville, Miss.



Rick Ray
Head Coach
Fifth Year



Keith Pickens
Assistant Coach
Second Year




Tarrance Crump
Assistant Coach
First Year



Jason Owens
Assistant Coach
First Year



Al Myers
Dir. of Operations
Second Year



Mark Laros
Graduate Assistant





2019-20 OVERALL STATISTICS



2019-20 Southeast Missouri Basketball Southeast Missouri Combined Team Statistics (as of Jan 04, 2020) All games



RECORD:	OVERALL	HOME	AWAY	NEUTRAL
ALL GAMES	4-11	3-1	0-9	1-1
CONFERENCE	0-2	0-0	0-2	0-0
NON-CONFERENCE	4-9	3-1	0-7	1-1

#	Player	gp-gs	min	avg	Total		3-Point		F-Throw		Rebounds				pf	dq	a	to	blk	stl	pts	avg
					fg-fga	fg%	3fg-fga	3fg%	ft-fa	ft%	off	def	tot	avg								
05	HARRIS, Chris	2-0	54	27.0	9-15	.600	5-7	.714	8-10	.800	0	6	6	3.0	5	0	2	5	1	0	31	15.5
00	CALDWELL, Alex	15-15	454	30.3	60-147	.408	22-64	.344	20-25	.800	5	21	26	1.7	29	1	34	30	7	21	162	10.8
23	TOLBERT, Sage	15-15	383	25.5	47-91	.516	0-3	.000	38-63	.603	37	62	99	6.6	41	0	12	31	7	13	132	8.8
03	HOGAN, Skyler	15-15	425	28.3	46-113	.407	20-53	.377	18-23	.783	7	63	70	4.7	23	1	14	22	0	9	130	8.7
11	NICHOLAS, DQ	15-12	385	25.7	39-95	.411	10-31	.323	37-48	.771	3	34	37	2.5	24	0	20	27	4	10	125	8.3
44	AGNEW, Darrius	13-5	175	13.5	34-72	.472	2-7	.286	17-26	.654	12	23	35	2.7	26	0	7	16	0	9	87	6.7
10	WILSON, Quatarrius	15-10	311	20.7	30-77	.390	1-7	.143	32-55	.582	34	49	83	5.5	48	3	15	23	8	8	93	6.2
13	GABLE, Isaiah	14-0	281	20.1	28-71	.394	13-43	.302	4-9	.444	5	25	30	2.1	28	0	8	10	1	3	73	5.2
01	CUFFEE, Khalil	3-0	32	10.7	5-14	.357	0-8	.000	5-7	.714	0	3	3	1.0	4	0	2	2	1	0	15	5.0
25	RUSSELL, Nygal	13-1	177	13.6	19-53	.358	1-15	.067	10-14	.714	4	29	33	2.5	18	0	12	16	1	7	49	3.8
04	KAO, Oscar	15-2	221	14.7	18-64	.281	3-16	.188	7-11	.636	4	9	13	0.9	28	1	18	13	0	8	46	3.1
02	LOVE, Jordan	10-0	76	7.6	4-16	.250	1-4	.250	1-4	.250	1	9	10	1.0	3	0	1	4	0	2	10	1.0
12	MORRISON, Evan	8-0	26	3.3	2-5	.400	2-4	.500	0-0	.000	0	1	1	0.1	1	0	0	0	0	1	6	0.8
Team											24	26	50				6					
Total.....		15	3000		341-833	.409	80-262	.305	197-295	.668	136	360	496	33.1	278	6	145	205	30	91	959	63.9
Opponents.....		15	3000		390-841	.464	116-327	.355	190-280	.679	142	417	559	37.3	278	-	223	202	49	85	1086	72.4

TEAM STATISTICS	SEMO	OPP	Date	Opponent	Score	Att.
SCORING	959	1086	11-06-19	at Vanderbilt	L 65-83	8097
Points per game	63.9	72.4	11-10-19	PURDUE FORT WAYNE	w 79-78	1685
Scoring margin	-8.5	-	11-19-19	THE CITADEL	L 69-74	1087
FIELD GOALS-ATT	341-833	390-841	11-22-19	MISSOURI S&T	w 72-71	721
Field goal pct	.409	.464	! 11-27-19	vs Cal St. Fullerton	L 57-64	912
3 POINT FG-ATT	80-262	116-327	! 11-29-19	at Santa Clara	L 75-87	1009
3-point FG pct	.305	.355	! 11-30-19	vs Denver	w 66-51	0
3-pt FG made per game	5.3	7.7	12-05-19	at Abilene Christian	L 64-73	1982
FREE THROWS-ATT	197-295	190-280	12-07-19	at Drake	L 73-78	2723
Free throw pct	.668	.679	12-15-19	at Youngstown St.	L 50-65	1243
F-Throws made per game	13.1	12.7	12-17-19	at Ohio St.	L 48-80	13177
REBOUNDS	496	559	12-21-19	at Southern Ill.	L 45-64	4293
Rebounds per game	33.1	37.3	12-29-19	MISSOURI BAPTIST	w 74-59	1001
Rebounding margin	-4.2	-	* 01-02-20	at Austin Peay	L 63-78	917
ASSISTS	145	223	* 01-04-20	at Murray St.	L 59-81	4125
Assists per game	9.7	14.9				
TURNOVERS	205	202				
Turnovers per game	13.7	13.5				
Turnover margin	-0.2	-				
Assist/turnover ratio	0.7	1.1				
STEALS	91	85				
Steals per game	6.1	5.7				
BLOCKS	30	49				
Blocks per game	2.0	3.3				
ATTENDANCE	4494	38478				
Home games-Avg/Game	4-1124	9-4174				
Neutral site-Avg/Game	-	2-456				

Score by Periods	1st	2nd	Totals
Southeast Missouri	459	500	959
Opponents	530	556	1086

* = Conference game
! = Cable Car Classic (Santa Clara, Calif.)



2019-20 OVC STATISTICS



2019-20 Southeast Missouri Basketball Southeast Missouri Combined Team Statistics (as of Jan 04, 2020) Conference games only



RECORD:	OVERALL	HOME	AWAY	NEUTRAL
ALL GAMES	0-2	0-0	0-2	0-0
CONFERENCE	0-2	0-0	0-2	0-0
NON-CONFERENCE	0-0	0-0	0-0	0-0

		Total					3-Point		F-Throw		Rebounds													
##	Player	gp-gs	min	avg	fg-fga	fg%	3fg-fga	3fg%	ft-fga	ft%	off	def	tot	avg	pf	dq	a	to	blk	stl	pts	avg		
00	CALDWELL, Alex	2-2	59	29.5	13-25	.520	4-11	.364	0-0	.000	1	1	2	1.0	4	0	5	2	2	3	30	15.0		
23	TOLBERT, Sage	2-2	55	27.5	6-10	.600	0-0	.000	5-9	.556	4	5	9	4.5	5	0	0	3	3	3	17	8.5		
03	HOGAN, Skyler	2-2	62	31.0	5-17	.294	3-9	.333	3-3	1.000	1	7	8	4.0	4	0	2	2	0	0	16	8.0		
13	GABLE, Isaiah	2-0	47	23.5	6-13	.462	2-6	.333	2-2	1.000	2	2	4	2.0	3	0	1	1	1	0	16	8.0		
10	WILSON, Quatarrius	2-2	41	20.5	6-10	.600	0-0	.000	2-4	.500	5	1	6	3.0	7	0	2	4	0	1	14	7.0		
11	NICHOLAS, DQ	2-0	48	24.0	5-12	.417	1-3	.333	2-2	1.000	1	1	2	1.0	3	0	3	2	1	2	13	6.5		
25	RUSSELL, Nygal	1-1	19	19.0	2-6	.333	0-0	.000	0-0	.000	0	3	3	3.0	1	0	1	0	0	0	4	4.0		
04	KAO, Oscar	2-1	29	14.5	2-10	.200	1-4	.250	2-2	1.000	0	3	3	1.5	6	0	3	1	0	0	7	3.5		
01	CUFFEE, Khalil	2-0	15	7.5	2-6	.333	0-3	.000	1-2	.500	0	1	1	0.5	3	0	0	1	1	0	5	2.5		
12	MORRISON, Evan	2-0	4	2.0	0-0	.000	0-0	.000	0-0	.000	0	0	0	0.0	0	0	0	0	0	0	0	0.0		
02	LOVE, Jordan	2-0	21	10.5	0-4	.000	0-0	.000	0-0	.000	1	1	2	1.0	1	0	1	2	0	0	0	0.0		
Team											4	2	6											
Total.....		2	400		47-113	.416	11-36	.306	17-24	.708	19	27	46	23.0	37	0	18	18	8	9	122	61.0		
Opponents.....		2	400		59-108	.546	15-37	.405	26-35	.743	27	53	80	40.0	31	-	32	23	6	7	159	79.5		

TEAM STATISTICS	SEMO	OPP
SCORING	122	159
Points per game	61.0	79.5
Scoring margin	-18.5	-
FIELD GOALS-ATT	47-113	59-108
Field goal pct	.416	.546
3 POINT FG-ATT	11-36	15-37
3-point FG pct	.306	.405
3-pt FG made per game	5.5	7.5
FREE THROWS-ATT	17-24	26-35
Free throw pct	.708	.743
F-Throws made per game	8.5	13.0
REBOUNDS	46	80
Rebounds per game	23.0	40.0
Rebounding margin	-17.0	-
ASSISTS	18	32
Assists per game	9.0	16.0
TURNOVERS	18	23
Turnovers per game	9.0	11.5
Turnover margin	+2.5	-
Assist/turnover ratio	1.0	1.4
STEALS	9	7
Steals per game	4.5	3.5
BLOCKS	8	6
Blocks per game	4.0	3.0
ATTENDANCE	0	5042
Home games-Avg/Game	0-0	2-2521
Neutral site-Avg/Game	-	0-0

Date	Opponent	Score	Att.
* 01-02-20	at Austin Peay	L 63-78	917
* 01-04-20	at Murray St.	L 59-81	4125

* = Conference game
! = Cable Car Classic (Santa Clara, Calif.)

Score by Periods	1st	2nd	Totals
Southeast Missouri	57	65	122
Opponents	83	76	159



2019-20 BASKETBALL NOTES

Comparison Game-by-Game (Southeast Missouri/Opponent)

Opponent	1st	2nd	Score	Mar	Total FG	FG Pct	3-Pointers	3FG Pct	Free Throws	FT Pct	Rebounds (Mar)	Assist	T/Over	Block	Steal	Fouls
Vanderbilt	32/32	33/51	65-83	(18)	25-58/30-61	.431/.492	3-13/14-34	.231/.412	12-18/9-14	.667/.643	38/35 +3	5/17	16/12	2/8	4/8	14/18
Purdue Fort Wayne	40/32	39/46	79-78	+1	25-56/26-64	.446/.406	8-17/10-31	.471/.323	21-30/16-22	.700/.727	35/42 (7)	16/15	10/15	0/0	5/2	20/26
The Citadel	32/40	37/34	69-74	(5)	27-62/26-59	.435/.441	4-21/11-25	.190/.440	11-18/11-15	.611/.733	36/41 (5)	9/22	19/18	3/0	8/5	19/18
Missouri S&T	42/44	30/27	72-71	+1	26-55/25-63	.473/.397	5-13/11-26	.385/.423	15-29/10-15	.517/.667	41/33 +8	10/15	10/8	2/2	3/5	17/21
Cal State Fullerton	31/38	26/26	57-64	(7)	19-59/22-52	.322/.423	4-16/4-12	.250/.333	15-19/16-26	.789/.615	36/39 (3)	6/12	11/12	3/7	7/6	22/19
Santa Clara	30/43	45/44	75-87	(12)	23-50/31-56	.460/.554	4-15/12-22	.267/.545	25-33/13-22	.758/.591	27/31 (4)	9/18	15/14	3/6	9/3	25/25
Denver	29/20	37/31	66-51	+15	27-50/20-52	.540/.385	7-24/1-16	.292/.063	5-8/10-18	.625/.556	33/32 +1	13/9	22/20	0/1	12/12	20/16
Abilene Christian	23/33	41/40	64-73	(9)	19-54/23-56	.352/.411	2-13/5-19	.154/.263	24-28/22-27	.857/.815	35/39 (4)	6/11	14/14	3/2	7/8	19/20
Drake	43/37	30/41	73-78	(5)	25-50/24-51	.500/.471	10-19/6-23	.526/.261	13-23/24-34	.565/.706	36/29 +7	12/9	18/10	1/5	7/9	22/19
Youngstown State	24/38	26/27	50-65	(15)	20-59/26-51	.339/.510	7-19/5-18	.368/.278	3-14/8-15	.214/.533	36/40 (4)	12/14	14/16	0/4	6/6	17/16
Ohio State	26/35	22/45	48-80	(32)	16-60/30-51	.267/.588	4-19/13-27	.211/.481	12-14/7-12	.857/.583	25/44 (19)	5/23	12/21	0/6	3/4	17/16
Southern Illinois	20/32	25/32	45-64	(19)	17-51/23-54	.333/.426	5-15/8-23	.333/.348	6-10/10-14	.600/.714	32/37 (5)	7/16	15/10	1/1	5/6	15/16
Missouri Baptist	30/23	44/36	74-59	+15	25-56/25-63	.446/.397	6-22/1-14	.273/.071	18-27/8-11	.667/.727	30/37 +3	17/10	11/9	4/1	6/4	14/17
Austin Peay	24/41	39/37	63-78	(15)	24-54/27-55	.444/.491	7-19/11-23	.368/.478	8-10/13-18	.800/.722	21/41 (20)	12/17	11/12	3/4	6/3	20/13
Murray State	33/42	26/39	59-81	(22)	23-59/32-53	.390/.604	4-17/4-14	.235/.286	9-14/13-17	.643/.765	25/39 (14)	6/15	7/11	5/2	3/4	17/18
Belmont																
Tennessee State																
Austin Peay																
Murray State																
SIU Edwardsville																
Eastern Illinois																
Morehead State																
Eastern Kentucky																
Jacksonville State																
Tennessee Tech																
UT Martin																
SIU Edwardsville																
Jacksonville State																
Tennessee Tech																
Eastern Illinois																
UT Martin																

Points in the Paint, Second Chance Points, Points Off Turnovers, Fastbreak Points, Bench Points

Opponent	W/L	POINTS IN THE PAINT		2ND CHANCE POINTS		POINTS OFF TURNOVERS		FAST BREAK POINTS		BENCH POINTS	
		SEMO	OPP.	SEMO	OPP.	SEMO	OPP.	SEMO	OPP.	SEMO	OPP.
Vanderbilt	L	42	30	17	4	10	17	13	15	34	28
Purdue Fort Wayne	W	28	30	12	16	20	12	6	2	26	12
The Citadel	L	36	26	12	15	15	17	10	2	16	16
Missouri S&T	W	18	14	17	16	8	6	0	0	23	13
Cal State Fullerton	L	28	28	16	12	13	11	5	13	24	14
Santa Clara	L	34	34	2	3	22	16	19	10	27	22
Denver	W	26	30	12	8	17	18	11	5	15	11
Abilene Christian	L	24	36	10	4	10	17	13	25	7	19
Drake	L	26	28	4	4	11	25	2	8	11	20
Youngstown State	L	24	38	5	12	13	9	9	15	19	20
Ohio State	L	20	32	8	3	3	15	4	10	27	28
Southern Illinois	L	18	30	11	9	6	10	5	1	9	22
Missouri Baptist	W	34	38	7	7	9	12	6	6	35	4
Austin Peay	L	26	30	7	18	10	14	13	10	24	13
Murray State	L	28	54	15	14	18	8	7	8	13	34
Belmont											
Tennessee State											
Austin Peay											
Murray State											
SIU Edwardsville											
Eastern Illinois											
Morehead State											
Eastern Kentucky											
Jacksonville State											
Tennessee Tech											
UT Martin											
SIU Edwardsville											
Jacksonville State											
Tennessee Tech											
Eastern Illinois											
UT Martin											



2019-20 BASKETBALL NOTES

Game-by-Game Leaders

Opponent	W/L	Score	Points	Rebounds	Assists	Blocks	Steals
Vanderbilt	L	65-83	Harris - 15	Wilson - 13	Wilson, Tolbert, Caldwell, Hogan, Nicholas - 1	Wilson, Harris - 1	Wilson - 2
Purdue Fort Wayne	W	79-78	Harris - 16	Wilson, Tolbert - 8	Wilson - 4	-	Wilson, Tolbert - 2
The Citadel	L	69-74	Nicholas - 24	Wilson - 7	Caldwell - 6	Wilson - 3	Hogan, Gable - 2
Missouri S&T	W	72-71	Tolbert - 16	Tolbert - 9	Tolbert, Caldwell, Kao - 2	Caldwell, Nicholas - 1	Tolbert, Nicholas, Russell - 1
Cal State Fullerton	L	57-64	Agnew - 15	Tolbert - 10	Agnew, Wilson - 2	Wilson - 2	Caldwell, Kao, Agnew - 2
Santa Clara	L	75-87	Caldwell - 16	Hogan - 6	Caldwell - 4	Wilson, Caldwell, Russell - 1	Caldwell - 5
Denver	W	66-51	Caldwell, Hogan - 16	Wilson - 11	Kao - 6	-	Caldwell, Kao - 3
Abilene Christian	L	64-73	Nicholas - 21	Tolbert - 9	Tolbert, Nicholas - 2	Tolbert - 2	Nicholas - 3
Drake	L	73-78	Caldwell - 18	Hogan - 12	Agnew - 4	Caldwell - 1	Agnew, Nicholas - 2
Youngstown State	L	50-65	Agnew - 17	Agnew, Hogan, Gable - 6	Caldwell - 4	-	Agnew - 2
Ohio State	L	48-80	Nicholas, Gable - 10	Tolbert - 6	Wilson - 2	-	Tolbert, Caldwell, Kao - 1
Southern Illinois	L	45-64	Hogan - 15	Hogan, Wilson - 7	Nicholas - 2	Nicholas - 1	Russell - 2
Missouri Baptist	W	74-59	Caldwell - 15	Tolbert - 11	Caldwell - 5	Tolbert - 2	Caldwell - 3
Austin Peay	L	63-78	Caldwell - 12	Tolbert - 4	Wilson, Caldwell, Hogan, Kao, Nicholas - 2	Tolbert - 2	Tolbert - 3
Murray State	L	59-81	Caldwell - 18	Hogan - 6	Caldwell - 3	Tolbert, Caldwell, Cuffee, Nicholas, Gable - 1	Caldwell - 2
Belmont							
Tennessee State							
Austin Peay							
Murray State							
SIU Edwardsville							
Eastern Illinois							
Morehead State							
Eastern Kentucky							
Jacksonville State							
Tennessee Tech							
UT Martin							
SIU Edwardsville							
Jacksonville State							
Tennessee Tech							
Eastern Illinois							
UT Martin							

Game-by-Game Starters

Opponent	W/L	Score	Guard	Guard	Guard	Forward	Forward	First Man Off the Bench
Vanderbilt	L	65-83	Caldwell	Hogan	Kao	Tolbert	Wilson	Russell, 6 pts., 2 reb., 24 min.
Purdue Fort Wayne	W	79-78	Caldwell	Hogan	Nicholas	Tolbert	Wilson	Kao, 2 pts., 6 min.
The Citadel	L	69-74	Caldwell	Hogan	Nicholas	Tolbert	Wilson	Darrius Agnew, 4 pts., 3 reb., 10 min.
Missouri S&T	W	72-71	Caldwell	Hogan	Nicholas	Tolbert	Wilson	Kao, 10 pts., 22 min.
Cal State Fullerton	L	57-64	Caldwell	Hogan	Nicholas	Tolbert	Wilson	Russell, 1 pt., 2 reb., 13 min.
Santa Clara	L	75-87	Caldwell	Hogan	Nicholas	Tolbert	Wilson	Agnew, 7 pts., 2 reb., 13 min.
Denver	W	66-51	Caldwell	Hogan	Nicholas	Tolbert	Wilson	Agnew, 2 pts., 1 reb., 12 min.
Abilene Christian	L	64-73	Caldwell	Hogan	Nicholas	Tolbert	Wilson	Russell, 2 reb., 15 min.
Drake	L	73-78	Caldwell	Hogan	Nicholas	Tolbert	Agnew	Kao, 2 pts., 4 min.
Youngstown State	L	50-65	Caldwell	Hogan	Nicholas	Tolbert	Agnew	Wilson, 2 pts., 3 reb., 16 min.
Ohio State	L	48-80	Caldwell	Hogan	Nicholas	Tolbert	Agnew	Wilson, 5 pts., 3 reb., 19 min.
Southern Illinois	L	45-69	Caldwell	Hogan	Nicholas	Tolbert	Agnew	Gable, 2 pts., 17 min.
Missouri Baptist	W	74-59	Caldwell	Hogan	Nicholas	Tolbert	Agnew	Wilson, 6 pts., 5 reb., 23 min.
Austin Peay	L	63-78	Caldwell	Hogan	Russell	Tolbert	Wilson	Kao, 3 pts., 11 min.
Murray State								
Belmont								
Tennessee State								
Austin Peay								
Murray State								
SIU Edwardsville								
Eastern Illinois								
Morehead State								
Eastern Kentucky								
Jacksonville State								
Tennessee Tech								
UT Martin								
SIU Edwardsville								
Jacksonville State								
Tennessee Tech								
Eastern Illinois								
UT Martin								

Starting Lineup Combinations

Record	Guard	Guard	Guard	Forward	Forward
0-2	Caldwell	Hogan	Kao	Tolbert	Wilson
3-4	Caldwell	Hogan	Nicholas	Tolbert	Wilson
1-4	Caldwell	Hogan	Nicholas	Tolbert	Agnew
0-1	Caldwell	Hogan	Russell	Tolbert	Wilson



2019-20 BASKETBALL NOTES

	Score	FG-A	Pct.	3FG-A	Pct.	FT-A	Pct.	OFF	DEF	Total	E	A	TO	B	S
Southeast Missouri	L, 65-83	25-58	.431	3-13	.231	12-18	.667	14	24	38	14	5	16	2	4
Vanderbilt		30-61	.492	14-34	.412	9-14	.643	10	25	35	18	17	12	8	8
Southeast Missouri	W, 79-78	25-56	.446	8-17	.471	21-30	.700	8	27	35	20	16	10	0	5
Purdue Fort Wayne		26-64	.406	10-31	.323	16-22	.727	15	27	42	26	15	15	0	2
Southeast Missouri	L, 69-74	27-62	.435	4-21	.190	11-18	.611	10	26	36	19	9	19	3	8
The Citadel		26-59	.441	11-25	.440	11-15	.733	9	32	41	18	22	18	0	5
Southeast Missouri	W, 72-71	26-55	.473	5-13	.385	15-29	.517	10	31	41	17	10	10	2	3
Missouri S&T		25-63	.397	11-26	.423	10-15	.667	9	24	33	21	15	8	2	5
Southeast Missouri	L, 57-64	19-59	.322	4-16	.250	15-19	.789	10	26	36	22	6	11	3	7
Cal State Fullerton		22-52	.423	4-12	.333	16-26	.615	7	32	39	19	12	12	7	6
Southeast Missouri	L, 75-87	23-50	.460	4-15	.267	25-33	.758	3	24	27	25	9	15	3	9
Santa Clara		31-56	.554	12-22	.545	13-22	.591	4	27	31	25	18	14	6	3
Southeast Missouri	W, 66-51	27-50	.540	7-24	.292	5-8	.625	8	25	33	20	13	22	0	12
Denver		20-52	.385	1-16	.063	10-18	.556	14	18	32	16	9	20	1	12
Southeast Missouri	L, 64-73	19-54	.352	2-13	.154	24-28	.857	9	26	35	19	6	14	3	7
Abilene Christian		23-56	.411	5-19	.263	22-27	.815	10	29	39	20	11	14	2	8
Southeast Missouri	L, 73-78	25-50	.500	10-19	.526	13-23	.565	7	29	36	22	12	18	1	7
Drake		24-51	.471	6-23	.261	24-34	.706	5	24	29	19	9	10	5	9
Southeast Missouri	L, 50-65	20-59	.339	7-19	.368	3-14	.214	13	23	36	17	12	14	0	6
Youngstown State		26-51	.510	5-18	.278	8-15	.533	7	33	40	16	14	16	4	6
Southeast Missouri	L, 48-80	16-60	.267	4-19	.211	12-14	.857	8	17	25	17	5	12	0	3
Ohio State		30-51	.588	13-27	.481	7-12	.583	7	37	44	16	23	21	6	4
Southeast Missouri	L, 45-64	17-51	.333	5-15	.333	6-10	.600	10	22	32	15	7	15	1	5
Southern Illinois		23-54	.426	8-23	.348	10-14	.714	11	26	37	16	16	10	1	6
Southeast Missouri	W, 74-59	25-56	.446	6-22	.273	18-27	.667	7	33	40	14	17	11	4	6
Missouri Baptist		25-63	.397	1-14	.071	8-11	.727	7	30	37	17	10	9	1	4
Southeast Missouri	L, 63-78	24-54	.444	7-19	.368	8-10	.800	6	15	21	20	12	11	3	6
Austin Peay		27-55	.491	11-23	.478	13-18	.722	15	26	41	13	17	12	4	3
Southeast Missouri	L, 59-81	23-59	.390	4-17	.235	9-14	.643	13	12	25	17	6	7	5	3
Murray State		32-53	.604	4-14	.286	13-17	.765	12	27	39	18	15	11	2	4
Southeast Missouri															
Belmont															
Southeast Missouri															
Tennessee State															
Southeast Missouri															
Austin Peay															
Southeast Missouri															
Murray State															
Southeast Missouri															
SIU Edwardsville															
Southeast Missouri															
Eastern Illinois															
Southeast Missouri															
Morehead State															
Southeast Missouri															
Eastern Kentucky															
Southeast Missouri															
Jacksonville State															
Southeast Missouri															
Tennessee Tech															
Southeast Missouri															
UT Martin															
Southeast Missouri															
SIU Edwardsville															
Southeast Missouri															
Jacksonville State															
Southeast Missouri															
Tennessee Tech															
Southeast Missouri															
Eastern Illinois															
Southeast Missouri															
UT Martin															



2019-20 BASKETBALL NOTES

2019-20 GAME-BY-GAME LEADERS SUMMARY (# OF GAMES)

Points

Alex Caldwell.....	6
DQ Nicholas.....	3
Chris Harris.....	2
Darrious Agnew.....	2
Skyler Hogan.....	2
Sage Tolbert.....	1
Isaiah Gable.....	1

Rebounds

Sage Tolbert.....	7
Quatarrius Wilson.....	5
Skyler Hogan.....	4
Nygal Russell.....	1
Darrious Agnew.....	1
Isaiah Gable.....	1

Assists

Alex Caldwell.....	7
Quatarrius Wilson.....	5
DQ Nicholas.....	4
Sage Tolbert.....	3
Oscar Kao.....	3
Darrious Agnew.....	2
Skyler Hogan.....	2
Nygal Russell.....	1

Blocks

Quatarrius Wilson.....	4
Alex Caldwell.....	4
Sage Tolbert.....	4
DQ Nicholas.....	3
Isaiah Gable.....	1
Chris Harris.....	1
Nygal Russell.....	1
Khalil Cuffee.....	1

Steals

Alex Caldwell.....	6
Sage Tolbert.....	4
Oscar Kao.....	3
DQ Nicholas.....	3
Darrious Agnew.....	3
Quatarrius Wilson.....	2
Nygal Russell.....	2
Skyler Hogan.....	1
Isaiah Gable.....	1

Dunks (# for 2019-20 Season)

Sage Tolbert.....	4
Quatarrius Wilson.....	4
Nygal Russell.....	2
Jordan Love.....	1

Games Played/Started

	2019-20	Career
Isaiah Gable	14/0	60/24
Sage Tolbert	15/15	46/42
Nygal Russell	13/1	44/10
Skyler Hogan	15/15	45/42
Alex Caldwell	15/15	39/20
Oscar Kao	15/2	35/2
Khalil Cuffee	3/0	16/0
DQ Nicholas	15/12	15/12
Quatarrius Wilson	15/10	15/10
Darrious Agnew	13/5	13/5
Jordan Love	10/0	10/0
Evan Morrison	8/0	8/0
Chris Harris	2/0	2/0

CAREER LEDGER

Double-Digit Point Games

	2019-20	Career
Skyler Hogan.....	7	23
Alex Caldwell.....	9	17
Isaiah Gable.....	4	13
Sage Tolbert.....	6	11
Nygal Russell.....	2	7
DQ Nicholas.....	5	5
Quatarrius Wilson.....	5	5
Darrious Agnew.....	3	3
Chris Harris.....	2	2
Khalil Cuffee.....	1	2
Oscar Kao.....	1	1

Double-Digit Rebound Games

	2019-20	Career
Sage Tolbert.....	2	7
Quatarrius Wilson.....	2	2
Skyler Hogan.....	1	1
Isaiah Gable.....	-	1

20+ Point Games

	2019-20	Career
DQ Nicholas.....	2	2
Isaiah Gable.....	-	2
Skyler Hogan.....	-	2

8+ Rebound Games

	2019-20	Career
Sage Tolbert.....	5	12
Quatarrius Wilson.....	3	3
Isaiah Gable.....	-	2
Skyler Hogan.....	1	1
Nygal Russell.....	-	1

5+ Assist Games

	2019-20	Career
Nygal Russell.....	1	4
Alex Caldwell.....	2	2
Isaiah Gable.....	-	1
Oscar Kao.....	1	1

3+ Steal Games

	2019-20	Career
Alex Caldwell.....	3	4
Nygal Russell.....	-	1
Skyler Hogan.....	-	1
Oscar Kao.....	1	1
DQ Nicholas.....	1	1
Sage Tolbert.....	1	1

Double-Doubles

	2019-20	Career
Sage Tolbert.....	2	3
Quatarrius Wilson.....	2	2

SOUTHEAST MISSOURI'S 2019-20 RECORD:

At Home.....	3-1
On the Road.....	0-9
At Neutral Sites.....	1-1
In Ohio Valley Conference Games.....	0-2
In November.....	3-4
In December.....	1-5
In January.....	0-2
In February.....	0-0
In March.....	0-0
Leading at the Half.....	3-1
Trailing at the Half.....	1-9
Tied at the Half.....	0-1
In Overtime Games.....	0-0
The Redhawks Score First.....	3-4
In 1-4 Point Games.....	2-0
In 5-9 Point Games.....	0-4
In 10-14 Point Games.....	0-1
In 15+ Point Games.....	2-6
Leading with Five Minutes Left in Regulation.....	3-0
Trailing with Five Minutes Left in Regulation.....	1-11
Tied with Five Minutes Left in Regulation.....	0-0
Scoring Less than 50 Points.....	0-2
Scoring 50-59 Points.....	0-3
Scoring 60-69 Points.....	1-4
Scoring 70-79 Points.....	3-2
Scoring 80-89 Points.....	0-0
Scoring 90-99 Points.....	0-0
Scoring 100 or more Points.....	0-0
Giving up Less Than 50 Points.....	0-0
Giving up 50-59 Points.....	2-0
Giving up 60-69 Points.....	0-3
Giving up 70-79 Points.....	2-4
Giving up 80-89 Points.....	0-4
Giving up 90-99 Points.....	0-0
Giving up 100 or more Points.....	0-0
Shooting 50% or Better from the Field.....	1-2
Shooting Less Than 50% from the Field.....	3-9
Opponent Shoots 50% or Better from the Field.....	0-3
Opponent Shoots Less Than 50% from the Field.....	4-8
Outshooting Opponent.....	4-1
Outshot by Opponent.....	0-10
Field Goal Percentage is Tied.....	0-0
Shooting 50% or Better from 3-Point Range.....	0-2
Shooting Less Than 50% from 3-Point Range.....	4-8
Opponent Shoots 50% or Better from 3-Point Range.....	0-1
Opponent Shoots Less Than 50% from 3-Point Range.....	4-10
Shooting 50% or Better from the Free Throw Line.....	4-10
Shooting Less Than 50% from the Free Throw Line.....	0-1
Opponent Shoots 50% or Better from the Free Throw Line.....	4-11
Opponent Shoots Less Than 50% from the Free Throw Line.....	0-0
Shooting More Free Throws Than Opponent.....	3-5
Shooting Less Free Throws Than Opponent.....	1-6
Free Throws are Tied.....	0-0
Southeast's Starters Outscore Opponent's Starters.....	1-1
Opponent's Starters Outscore Southeast's Starters.....	3-10
Starter Scoring is Tied.....	0-0
Bench Outscores Opponent.....	4-4
Opponent Bench Outscores Southeast.....	0-6
Bench Scoring is Tied.....	0-1
Bench Contributes Double Figures in Points.....	4-9
No Redhawk Players Score Double Figures.....	0-0
Two Redhawk Players Score Double Figures.....	0-5
3+ Redhawk Players Score Double Figures.....	4-6
Outrebounding an Opponent.....	3-3
Opponent Outrebounds Southeast.....	1-8
Rebounds are Tied.....	0-0
Getting 10+ Assists.....	4-3
Getting 10+ Steals.....	1-0
Getting 5+ Blocks.....	0-1
Forcing more Turnovers than Opponent.....	1-5
Committing more Turnovers than Opponent.....	3-5
Turnovers are Tied.....	0-1



2019-20 BASKETBALL NOTES



► Forward
► Junior (3)
► 6-8 ► 220
► Starkville, Miss.
► Starkville H.S.
► East Mississippi CC

DARRIOUS AGNEW

44

2019-20: Is out for at least two weeks with a torn meniscus injury...Played in 13 games, including eight off the bench...Started each of the last five contests...Was limited to three minutes due to a knee injury vs. Missouri Baptist (12/29) and his return is undetermined at this time...Averages 6.7 points and 2.7 rebounds a game...Scored a season-high 17 points and pulled down six rebounds at Youngstown State (12/15)...Made his first career NCAA Division I start when he scored 11 points and grabbed four rebounds at Drake (12/7)...Had 15 points and six rebounds in 21 minutes vs. Cal State Fullerton (11/27)...Scored double figures in two games.

Agnew's Game-by-Game Statistics

2019-20	FG	3P	FT	O/D	REB	F	PTS	A	TO	B	S	M
at Vanderbilt	3-6	0-0	0-0	1/1	2	1	6	0	0	0	0	10
Purdue Fort Wayne	1-5	0-0	1-2	0/1	1	1	3	0	0	0	1	11
The Citadel	2-5	0-0	0-0	1/2	3	2	4	0	0	0	1	10
Missouri S&T	3-6	0-0	3-5	2/1	3	1	9	0	1	0	0	11
vs. Cal State Fullerton	5-9	1-2	4-5	3/3	6	3	15	2	2	0	2	21
at Santa Clara	1-2	0-0	5-6	0/2	2	3	7	0	1	0	1	13
vs. Denver	1-3	0-0	0-0	0/1	1	3	2	0	3	0	0	12
at Abilene Christian	1-4	0-1	3-4	0/2	2	1	5	0	1	0	0	11
at Drake*	5-7	1-1	0-1	1/3	4	3	11	4	0	0	2	19
at Youngstown State*	8-14	0-1	1-3	2/4	6	3	17	1	2	0	2	20
at Ohio State*	2-4	0-1	0-0	0/1	1	4	4	0	3	0	0	15
at Southern Illinois*	2-7	0-1	0-0	2/2	4	1	4	0	3	0	0	19
Missouri Baptist*	0-0	0-0	0-0	0/0	0	0	0	0	0	0	0	3
at Austin Peay	DNP	-	-	-	-	-	-	-	-	-	-	-
at Murray State	DNP	-	-	-	-	-	-	-	-	-	-	-
Belmont												
Tennessee State												
Austin Peay												
Murray State												
at SIU Edwardsville												
at Eastern Illinois												
at Morehead State												
at Eastern Kentucky												
Jacksonville State												
Tennessee Tech												
UT Martin												
SIU Edwardsville												
at Jacksonville State												
at Tennessee Tech												
Eastern Illinois												
at UT Martin												
Total	34-72	2-7	17-26	12/23	35	26	87	7	16	0	9	175

* - Game Started

2019-20 Season/Career-Highs


Points	17	at Youngstown State (12/15/19)
Total Rebounds	6	2x, last at Youngstown State (12/15/19)
Offensive	3	vs. Cal State Fullerton (11/27/19)
Defensive	4	at Youngstown State (12/15/19)
FG Made	8	at Youngstown State (12/15/19)
FG Attempted	14	at Youngstown State (12/15/19)
3-Point FG Made	1	2x, last at Drake (12/7/19)
3-Point FG Attempted	2	vs. Cal State Fullerton (11/27/19)
FT Made	5	at Santa Clara (11/29/19)
FT Attempted	6	at Santa Clara (11/29/19)
Assists	4	at Drake (12/7/19)
Blocks	-	-
Steals	2	3x, last at Youngstown State (12/15/19)
Minutes	21	vs. Cal State Fullerton (11/27/19)

Agnew's Career Statistics at Southeast Missouri

Overall																		
Season	G-GS	Min	Avg	FG-FGA	Pct	3FG-3FGA	Pct	FT-FTA	Pct	Off	Def	Tot	Avg	PF	FO	A	TO	Blk
2019-20	13-5	175	13.5	34-72	.472	2-7	.286	17-26	.654	12	23	35	2.7	26	0	7	16	0
Ohio Valley Conference Games Only																		
Season	G-GS	Min	Avg	FG-FGA	Pct	3FG-3FGA	Pct	FT-FTA	Pct	Off	Def	Tot	Avg	PF	FO	A	TO	Blk
2019-20																		



2019-20 BASKETBALL NOTES



► Forward
► Sophomore (2)
► 6-0 ► 160
► Columbia, S.C.
► Wilson H.S.

ALEX CALDWELL

0

2019-20: Was named to the Cable Car Classic All-Tournament Team... Averages 10.8 points and 1.7 rebounds per contest as the Redhawks active leading scorer through 15 starts...Leads the team with 34 assists and 21 steals...Scored double figures in nine of his last 12 starts and each of his last four contests...Scored a season-high 18 points and made a career-best six 3-pointers at Drake (12/7)...Matched his season-high with 18 points at Murray State (1/4)...Posted 16 points in back-to-back games at Santa Clara (11/29) and vs. Denver (11/30)...Had a career-high five steals at Santa Clara (11/29)...Dished out a career-high six assists vs. The Citadel (11/19)...Made a big 3-pointer that pulled the Redhawks within a point with 1:45 left to play against Purdue Fort Wayne (11/10)...Drained a 3-pointer with 17 seconds left to lift SEMO to a one-point win over Missouri S&T (11/22)...Leads the team in minutes (30.3 mpg), field goal attempts (147), 3-point field goals made (22) and 3-point field goal attempts (64)...Ranks 24th in the Ohio Valley Conference in scoring, 10th in steals (1.4 per game), 15th in 3-point field goals made (1.5 per game) and 10th in minutes played.

Caldwell's Game-by-Game Statistics

2019-20	FG	3P	FT	Q/D	REB	E	PTS	A	TO	B	S	M
at Vanderbilt*	3-8	0-3	2-2	0/4	4	3	8	1	1	0	1	32
Purdue Fort Wayne*	4-10	2-5	2-4	0/3	3	2	12	2	3	0	0	34
The Citadel*	1-9	0-4	2-4	1/0	1	3	4	6	5	0	1	29
Missouri S&T*	4-11	2-3	2-2	1/2	3	1	12	2	1	1	0	29
vs. Cal State Fullerton*	3-10	1-4	4-4	0/2	2	3	11	0	0	1	2	35
at Santa Clara*	6-11	0-2	4-4	0/1	1	1	16	4	2	1	5	34
vs. Denver*	6-11	2-6	2-2	1/2	3	0	16	2	1	0	3	29
at Abilene Christian*	4-10	0-1	0-0	0/0	0	5	8	1	1	0	1	28
at Drake*	6-11	6-9	0-1	0/3	3	1	18	1	6	1	0	36
at Youngstown State*	0-6	0-3	0-0	0/1	1	1	0	4	4	0	0	28
at Ohio State*	1-9	0-4	0-0	1/1	2	2	2	0	1	0	1	24
at Southern Illinois*	3-7	2-3	2-2	0/0	0	2	10	1	3	0	1	29
Missouri Baptist*	6-9	3-6	0-0	0/1	1	1	15	5	0	1	3	28
at Austin Peay*	5-10	2-5	0-0	0/0	0	2	12	2	1	1	1	26
at Murray State*	8-15	2-6	0-0	1/1	2	2	18	3	1	1	2	33
Belmont												
Tennessee State												
Austin Peay												
Murray State												
at SIU Edwardsville												
at Eastern Illinois												
at Morehead State												
at Eastern Kentucky												
Jacksonville State												
Tennessee Tech												
UT Martin												
SIU Edwardsville												
at Jacksonville State												
at Tennessee Tech												
Eastern Illinois												
at UT Martin												
Total	60-147	22-64	20-25	5/21	26	29	162	41	30	7	21	354

* - Game Started

2019-20 Season-Highs

Points	18	2x, last at Murray State (1/4/20)
Total Rebounds	4	at Vanderbilt (11/6/19)
Offensive	1	5x, last at Murray State (1/4/20)
Defensive	4	at Vanderbilt (11/6/19)
FG Made	8	at Murray State (1/4/20)
FG Attempted.....	15	at Murray State (1/4/20)
3-Point FG Made.....	6	at Drake (12/7/19)
3-Point FG Attempted.....	9	at Drake (12/7/19)
FT Made.....	4	2x, last at Santa Clara (11/29/19)
FT Attempted.....	4	4x, last at Santa Clara (11/29/19)
Assists	6	vs. The Citadel (11/19/19)
Blocks.....	1	6x, last at Murray State (1/4/20)
Steals.....	5	at Santa Clara (11/29/19)
Minutes	36	at Drake (12/7/19)

Career-Highs


Points	18	2x, last at Murray State (1/4/20)
Total Rebounds	5	vs. UT Martin (1/5/19)
Offensive	2	2x, last at Belmont (1/31/19)
Defensive	4	2x, last at Vanderbilt (11/6/19)
FG Made	8	at Murray State (1/4/20)
FG Attempted.....	15	at Murray State (1/4/20)
3-Point FG Made.....	6	at Drake (12/7/19)
3-Point FG Attempted.....	9	at Drake (12/7/19)
FT Made.....	5	at Saint Louis (11/6/18)
FT Attempted.....	6	2x, last vs. Tennessee Tech (2/7/19)
Assists	6	vs. The Citadel (11/19/19)
Blocks.....	2	vs. Western Illinois (12/1/18)
Steals.....	5	at Santa Clara (11/29/19)
Minutes	39	vs. UT Martin (1/5/19)

Caldwell's Career Statistics at Southeast Missouri

Overall																			
Season	G-GS	Min	Avg	FG-FGA	Pct	3FG-3FGA	Pct	FT-FTA	Pct	Off	Def	Tot	Avg	PF	FQ	A	TO	Blk	Stl
2018-19	24-5	495	20.6	71-158	.449	30-77	.390	36-46	.783	14	31	45	1.9	51	0	40	31	5	22
2019-20	15-15	454	30.3	60-147	.408	22-64	.344	20-25	.800	5	21	26	1.7	29	1	34	30	7	21
Total	39-20	949	24.3	131-305	.430	52-141	.369	56-71	.789	19	52	71	1.8	80	1	74	61	12	43
Ohio Valley Conference Games Only																			
Season	G-GS	Min	Avg	FG-FGA	Pct	3FG-3FGA	Pct	FT-FTA	Pct	Off	Def	Tot	Avg	PF	FQ	A	TO	Blk	Stl
2018-19	12-5	265	22.1	30-70	.429	12-31	.387	21-27	.778	6	9	15	1.3	28	0	14	18	1	11
2019-20	2-2	59	29.5	13-25	.520	4-11	.364	0-0	.000	1	1	2	1.0	4	0	5	2	2	3
Total	14-7	324	23.1	43-95	.453	16-42	.381	21-27	.778	7	10	17	1.2	32	0	19	20	3	14



2019-20 BASKETBALL NOTES



► Guard
► Sophomore (3)
► 6-4 ► 205
► Fairburn, Ga.
► Langston Hughes H.S.

1

KHALIL CUFFEE

2019-20: Saw his first action of the season vs. Missouri Baptist (12/29) after being sidelined with a concussion...Scored 10 points and had two rebounds in 17 minutes off the bench in that contest...Averaged five points and one rebound in three games.

Cuffee's Game-by-Game Statistics

2019-20	FG	3P	FT	O/D	REB	F	PTS	A	TO	B	S	M
at Vanderbilt	DNP	-	-	-	-	-	-	-	-	-	-	-
Purdue Fort Wayne	DNP	-	-	-	-	-	-	-	-	-	-	-
The Citadel	DNP	-	-	-	-	-	-	-	-	-	-	-
Missouri S&T	DNP	-	-	-	-	-	-	-	-	-	-	-
vs. Cal State Fullerton	DNP	-	-	-	-	-	-	-	-	-	-	-
at Santa Clara	DNP	-	-	-	-	-	-	-	-	-	-	-
vs. Denver	DNP	-	-	-	-	-	-	-	-	-	-	-
at Abilene Christian	DNP	-	-	-	-	-	-	-	-	-	-	-
at Drake	DNP	-	-	-	-	-	-	-	-	-	-	-
at Youngstown State	DNP	-	-	-	-	-	-	-	-	-	-	-
at Ohio State	DNP	-	-	-	-	-	-	-	-	-	-	-
at Southern Illinois	DNP	-	-	-	-	-	-	-	-	-	-	-
Missouri Baptist	3-8	0-5	4-5	0/2	2	1	10	2	1	0	0	17
at Austin Peay	2-4	0-1	1-2	0/1	1	3	5	0	1	0	0	7
at Murray State	0-2	0-2	0-0	0/0	0	0	0	0	0	1	0	8
Belmont												
Tennessee State												
Austin Peay												
Murray State												
at SIU Edwardsville												
at Eastern Illinois												
at Morehead State												
at Eastern Kentucky												
Jacksonville State												
Tennessee Tech												
UT Martin												
SIU Edwardsville												
at Jacksonville State												
at Tennessee Tech												
Eastern Illinois												
at UT Martin												
Total	5-14	0-8	5-7	0/3	3	4	15	2	2	1	0	32

* - Game Started

2019-20 Season-Highs

Points	10	vs. Missouri Baptist (12/29/19)
Total Rebounds	2	vs. Missouri Baptist (12/29/19)
Offensive	-	-
Defensive	2	vs. Missouri Baptist (12/29/19)
FG Made	3	vs. Missouri Baptist (12/29/19)
FG Attempted	8	vs. Missouri Baptist (12/29/19)
3-Point FG Made	-	-
3-Point FG Attempted	5	vs. Missouri Baptist (12/29/19)
FT Made	4	vs. Missouri Baptist (12/29/19)
FT Attempted	5	vs. Missouri Baptist (12/29/19)
Assists	2	vs. Missouri Baptist (12/29/19)
Blocks	1	at Murray State (1/4/20)
Steals	-	-
Minutes	17	vs. Missouri Baptist (12/29/19)

Career-Highs


Points	12	vs. Quincy (11/12/18)
Total Rebounds	2	vs. Missouri Baptist (12/29/19)
Offensive	1	vs. Belmont (3/2/19)
Defensive	2	vs. Missouri Baptist (12/29/19)
FG Made	5	vs. Quincy (11/12/18)
FG Attempted	8	vs. Missouri Baptist (12/29/19)
3-Point FG Made	2	2x, last at Florida State (12/17/18)
3-Point FG Attempted	5	vs. Missouri Baptist (12/29/19)
FT Made	4	vs. Missouri Baptist (12/29/19)
FT Attempted	5	vs. Missouri Baptist (12/29/19)
Assists	2	vs. Missouri Baptist (12/29/19)
Blocks	1	at Murray State (1/4/20)
Steals	2	vs. Quincy (11/12/18)
Minutes	17	vs. Missouri Baptist (12/29/19)

Cuffee's Career Statistics at Southeast Missouri

Overall																			
Season	G-GS	Min	Avg	FG-FGA	Pct	3FG-3FGA	Pct	FT-FTA	Pct	Off	Def	Tot	Avg	PF	FO	A	TO	Blk	Stl
2018-19	13-0	52	4.0	15-27	.556	10-20	.500	4-8	.500	1	2	3	0.2	11	1	2	6	0	2
2019-20	3-0	32	10.7	5-14	.357	0-8	.000	5-7	.714	0	3	3	1.0	4	0	2	2	1	0
Total	16-0	84	5.3	20-41	.488	10-28	.357	9-15	.600	1	5	6	0.4	15	1	4	8	1	2
Ohio Valley Conference Games Only																			
Season	G-GS	Min	Avg	FG-FGA	Pct	3FG-3FGA	Pct	FT-FTA	Pct	Off	Def	Tot	Avg	PF	FO	A	TO	Blk	Stl
2018-19	6-0	30	5.0	6-11	.545	4-7	.571	3-4	.750	1	0	1	0.2	7	1	1	3	0	0
2019-20	2-0	15	7.5	2-6	.333	0-3	.000	1-2	.500	0	1	1	0.5	3	0	0	1	1	0
Total	8-0	45	5.6	8-17	.471	4-10	.400	4-6	.667	1	1	2	0.3	10	1	1	4	1	0



2019-20 BASKETBALL NOTES



► Forward
► Junior (3)
► 6-7 ► 200
► Greenville, Ohio
► Greenville H.S.

ISAIAH GABLE

13

2019-20: Missed his first game of the season due to a bruised thigh injury vs. Missouri Baptist (12/29)...Returned to score five points in 18 minutes at Austin Peay (1/2)...Saw action in 14 games off the bench...Averages 5.2 points and 2.1 rebounds per contest...Ranks third on the team with 13 three-pointers made...Drew a big charge on defense late in the game during the Redhawks win over Purdue Fort Wayne (11/10)...Scored a season-high 11 points at Murray State (1/4)...Scored double figures in four games...Made a season-best three 3-pointers in the first half against the Penguins...Added 10 points two days later at #5 Ohio State (12/17).

Gable's Game-by-Game Statistics

2019-20	FG	3P	FT	O/D	REB	E	PTS	A	TO	B	S	M
at Vanderbilt	1-4	0-1	0-1	2/0	2	1	2	0	0	0	0	10
Purdue Fort Wayne	2-6	1-3	0-0	0/2	2	2	5	1	0	0	0	21
The Citadel	3-5	2-4	0-0	0/4	4	1	8	1	0	0	2	25
Missouri S&T	2-3	0-1	0-0	0/2	2	1	4	1	1	0	0	16
vs. Cal State Fullerton	1-3	0-2	0-0	0/3	3	2	2	0	2	0	0	18
at Santa Clara	4-10	2-6	0-2	0/1	1	2	10	0	0	0	0	25
vs. Denver	0-6	0-6	1-2	0/3	3	4	1	2	3	0	1	30
at Abilene Christian	0-3	0-3	0-0	0/3	3	0	0	0	1	0	0	15
at Drake	2-3	1-1	0-0	0/0	0	3	5	0	0	0	0	14
at Youngstown State	3-4	3-4	1-2	1/5	6	3	10	2	1	0	0	24
at Ohio State	4-8	2-4	0-0	0/0	0	4	10	0	1	0	0	21
at Southern Illinois	0-3	0-2	0-0	0/0	0	2	0	0	0	0	0	15
Missouri Baptist	DNP	-	-	-	-	-	-	-	-	-	-	-
at Austin Peay	2-4	1-2	0-0	1/0	1	2	5	0	0	0	0	18
at Murray State	4-9	1-4	2-2	1/2	3	1	11	1	1	1	0	29
Belmont												
Tennessee State												
Austin Peay												
Murray State												
at SIU Edwardsville												
at Eastern Illinois												
at Morehead State												
at Eastern Kentucky												
Jacksonville State												
Tennessee Tech												
UT Martin												
SIU Edwardsville												
at Jacksonville State												
at Tennessee Tech												
Eastern Illinois												
at UT Martin												
Total	28-68	13-40	4-9	5/22	27	28	73	8	9	1	3	266

* - Game Started

Career-Highs

Points	28	vs. UT Martin (1/5/19)
Total Rebounds	10	vs. Hannibal-LaGrange (11/28/17)
Offensive	4	vs. UT Martin (2/24/18)
Defensive	10	vs. Hannibal-LaGrange (11/28/17)
FG Made	11	vs. UT Martin (1/5/19)
FG Attempted	17	vs. UT Martin (1/5/19)
3-Point FG Made	4	3x, last vs. Tennessee State (2/28/19)
3-Point FG Attempted	9	2x, last at Morehead State (1/17/19)
FT Made	5	vs. Eastern Illinois (1/26/19)
FT Attempted	6	vs. Eastern Illinois (1/26/19)
Assists	5	vs. Jacksonville State (2/9/19)
Blocks	2	vs. Southern Illinois (12/8/18)
Steals	2	vs. The Citadel (11/19/19)
Minutes	40	vs. UT Martin (1/5/19)

2019-20 Season-Highs


Points	11	at Murray State (1/4/20)
Total Rebounds	6	at Youngstown State (12/15/19)
Offensive	2	at Vanderbilt (11/6/19)
Defensive	5	at Youngstown State (12/15/19)
FG Made	4	3x, last at Murray State (1/4/20)
FG Attempted	10	at Santa Clara (11/29/19)
3-Point FG Made	3	at Youngstown State (12/15/19)
3-Point FG Attempted	6	2x, last vs. Denver (11/30/19)
FT Made	2	at Murray State (1/4/20)
FT Attempted	2	4x, last at Murray State (1/4/20)
Assists	2	2x, last at Youngstown State (12/15/19)
Blocks	1	at Murray State (1/4/20)
Steals	2	vs. The Citadel (11/19/19)
Minutes	30	vs. Denver (11/30/19)

Gable's Career Statistics at Southeast Missouri

Overall																			
Season	G-GS	Min	Avg	FG-FGA	Pct	3FG-3FGA	Pct	FT-FTA	Pct	Off	Def	Tot	Avg	PF	FO	A	TO	Blk	Stl
2017-18	15-0	187	12.5	22-55	.400	13-36	.361	7-11	.636	5	23	28	1.9	19	0	6	7	0	64
2018-19	31-24	705	22.7	85-184	.462	51-127	.402	30-39	.769	16	79	95	3.1	59	0	34	31	6	11
2019-20	14-0	281	20.1	28-71	.394	13-43	.302	4-9	.444	5	25	30	2.1	28	0	8	10	1	3
Total	60-24	1173	19.6	135-310	.435	77-206	.374	41-59	.695	26	127	153	2.6	106	0	48	48	7	14
Ohio Valley Conference Games Only																			
Season	G-GS	Min	Avg	FG-FGA	Pct	3FG-3FGA	Pct	FT-FTA	Pct	Off	Def	Tot	Avg	PF	FO	A	TO	Blk	Stl
2017-18	4-0	47	11.8	7-17	.412	2-9	.222	3-4	.750	5	6	11	2.8	5	0	2	1	0	0
2018-19	18-11	433	24.1	61-117	.521	35-76	.461	22-28	.786	12	48	60	3.3	30	0	18	14	1	7
2019-20	2-0	47	23.5	6-13	.462	2-6	.333	2-2	1.000	2	2	4	2.0	3	0	1	1	1	0
Total	24-11	527	22.0	74-147	.503	39-91	.429	27-34	.794	19	56	75	3.1	38	0	21	16	2	7



2019-20 BASKETBALL NOTES



- Guard
- Junior (3)
- 6-3 ► 205
- Antioch, Ill.
- Lake Forest Academy
- John A. Logan College

5

CHRIS HARRIS

2019-20: Is out for the season with a knee injury...Finished as the Redhawks leading scorer in his only two games of the season...Was the team's leading scorer (15.5 ppg)...Began his Southeast Missouri career with a team-high 15 points off the bench at Vanderbilt (11/6)...Four days later, he came off the bench to score 16 points and made the game-winning 3-pointer with 27 seconds left vs. Purdue Fort Wayne (11/10)...Suffered his season-ending injury during practice prior to The Citadel game.

Harris' Game-by-Game Statistics

2019-20	FG	3P	FT	O/D	REB	F	PTS	A	TO	B	S	M
at Vanderbilt	6-9	2-3	1-2	0/1	1	2	15	0	3	1	0	28
Purdue Fort Wayne	3-6	3-4	7-8	0/5	5	3	16	2	2	0	0	26
The Citadel	DNP	-	-	-	-	-	-	-	-	-	-	-
Missouri S&T	DNP	-	-	-	-	-	-	-	-	-	-	-
vs. Cal State Fullerton	DNP	-	-	-	-	-	-	-	-	-	-	-
at Santa Clara	DNP	-	-	-	-	-	-	-	-	-	-	-
vs. Denver	DNP	-	-	-	-	-	-	-	-	-	-	-
at Abilene Christian	DNP	-	-	-	-	-	-	-	-	-	-	-
at Drake	DNP	-	-	-	-	-	-	-	-	-	-	-
at Youngstown State	DNP	-	-	-	-	-	-	-	-	-	-	-
at Ohio State	DNP	-	-	-	-	-	-	-	-	-	-	-
at Southern Illinois	DNP	-	-	-	-	-	-	-	-	-	-	-
Missouri Baptist	DNP	-	-	-	-	-	-	-	-	-	-	-
at Austin Peay	DNP	-	-	-	-	-	-	-	-	-	-	-
at Murray State	DNP	-	-	-	-	-	-	-	-	-	-	-
Belmont												
Tennessee State												
Austin Peay												
Murray State												
at SIU Edwardsville												
at Eastern Illinois												
at Morehead State												
at Eastern Kentucky												
Jacksonville State												
Tennessee Tech												
UT Martin												
SIU Edwardsville												
at Jacksonville State												
at Tennessee Tech												
Eastern Illinois												
at UT Martin												
Total	9-15	5-7	8-10	0/6	6	5	31	2	5	1	0	54

* - Game Started

2019-20 Season/Career-Highs


Points	16	vs. Purdue Fort Wayne (11/10/19)
Total Rebounds	5	vs. Purdue Fort Wayne (11/10/19)
Offensive	-	-
Defensive	5	vs. Purdue Fort Wayne (11/10/19)
FG Made	6	at Vanderbilt (11/6/19)
FG Attempted	9	at Vanderbilt (11/6/19)
3-Point FG Made	3	vs. Purdue Fort Wayne (11/10/19)
3-Point FG Attempted	4	vs. Purdue Fort Wayne (11/10/19)
FT Made	7	vs. Purdue Fort Wayne (11/10/19)
FT Attempted	8	vs. Purdue Fort Wayne (11/10/19)
Assists	2	vs. Purdue Fort Wayne (11/10/19)
Blocks	1	at Vanderbilt (11/6/19)
Steals	-	-
Minutes	28	at Vanderbilt (11/6/19)

Harris' Career Statistics at Southeast Missouri

Overall																			
Season	G-GS	Min	Avg	FG-FGA	Pct	3FG-3FGA	Pct	FT-FTA	Pct	Off	Def	Tot	Avg	PF	FO	A	TO	Blk	Stl
2019-20	2-0	74	37.0	9-15	.600	5-7	.714	8-10	.800	0	6	6	3.0	5	0	2	5	1	0
Ohio Valley Conference Games Only																			
Season	G-GS	Min	Avg	FG-FGA	Pct	3FG-3FGA	Pct	FT-FTA	Pct	Off	Def	Tot	Avg	PF	FO	A	TO	Blk	Stl
2019-20																			



2019-20 BASKETBALL NOTES



► Guard
► Senior (5)
► 6-5 ► 205
► Melbourne, Fla.
► Trinity Episcopal H.S.
► Embry-Riddle

3

SKYLER HOGAN

2019-20: Is averaging 8.7 points and 4.7 rebounds per game after 15 starts...Scored double figures in seven games...Dropped in 11 points on 4-of-7 field goals and 2-of-2 three-pointers vs. Purdue Fort Wayne (11/10)... Followed that up with 11 points vs. The Citadel (11/19)...Scored a season-high 16 points vs. Denver (11/30)...Grabbed a career-high 12 rebounds at Drake (12/7)...Ranks 13th in the Ohio Valley Conference in 3-point field goal percentage (.377), 13th in defensive rebounds (4.2 rpg) and 17th in minutes played (28.3 mpg).

Hogan's Game-by-Game Statistics

2019-20	FG	3P	FT	Q/D	REB	E	PTS	A	TO	B	S	M
at Vanderbilt*	1-2	0-1	0-0	0/1	1	1	2	1	1	0	0	9
Purdue Fort Wayne*	4-7	2-2	1-2	0/2	2	2	11	3	0	0	0	27
The Citadel*	5-11	1-6	0-1	0/5	5	2	11	0	3	0	2	31
Missouri S&T*	3-7	1-3	1-2	1/5	6	2	8	1	2	0	0	30
vs. Cal State Fullerton*	0-2	0-0	0-0	0/2	2	1	0	0	1	0	0	16
at Santa Clara*	3-7	1-3	5-5	0/6	6	2	12	0	2	0	0	28
vs. Denver*	7-8	2-3	0-0	0/2	2	1	16	0	4	0	2	23
at Abilene Christian*	5-13	1-2	0-0	1/6	7	0	11	0	0	0	0	32
at Drake*	3-6	2-5	1-2	0/12	12	5	9	1	2	0	1	38
at Youngstown State*	3-8	3-6	0-0	2/4	6	1	9	2	1	0	1	34
at Ohio State*	0-8	0-4	2-2	1/1	2	0	2	1	1	0	0	32
at Southern Illinois*	5-10	2-4	3-4	1/6	7	2	15	1	1	0	1	34
Missouri Baptist*	2-7	2-5	2-2	0/4	4	0	8	2	2	0	2	29
at Austin Peay*	3-11	2-6	3-3	0/2	2	1	11	2	1	0	0	33
at Murray State*	2-6	1-3	0-0	1/5	6	3	5	0	1	0	0	29
Belmont												
Tennessee State												
Austin Peay												
Murray State												
at SIU Edwardsville												
at Eastern Illinois												
at Morehead State												
at Eastern Kentucky												
Jacksonville State												
Tennessee Tech												
UT Martin												
SIU Edwardsville												
at Jacksonville State												
at Tennessee Tech												
Eastern Illinois												
at UT Martin												
Total	46-105	20-53	18-23	7/63	70	23	130	14	22	0	9	425

* - Game Started

2019-20 Season-Highs

Points	16	vs. Denver (11/30/19)
Total Rebounds	12	at Drake (12/7/19)
Offensive	3	at Youngstown State (12/15/19)
Defensive	12	at Drake (12/7/19)
FG Made	7	vs. Denver (11/30/19)
FG Attempted.....	13	at Abilene Christian (12/5/19)
3-Point FG Made.....	3	at Youngstown State (12/15/19)
3-Point FG Attempted.....	6	3x, last at Austin Peay (1/2/20)
FT Made.....	5	at Santa Clara (11/29/19)
FT Attempted.....	5	at Santa Clara (11/29/19)
Assists	3	vs. Purdue Fort Wayne (11/10/19)
Blocks.....	-	-
Steals.....	2	3x, last vs. Missouri Baptist (12/29/19)
Minutes	38	at Drake (12/7/19)

Career-Highs

Points	25	at Mississippi Valley State (12/4/18)
Total Rebounds	12	at Drake (12/7/19)
Offensive	3	2x, last at Youngstown State (12/15/19)
Defensive	12	at Drake (12/7/19)
FG Made	10	at Mississippi Valley State (12/4/18)
FG Attempted.....	16	2x, last at Mississippi Valley State (12/4/18)
3-Point FG Made.....	5	at Mississippi Valley State (12/4/18)
3-Point FG Attempted.....	11	vs. UT Martin (1/5/19)
FT Made.....	10	at Eastern Kentucky (1/19/19)
FT Attempted.....	13	at Eastern Kentucky (1/19/19)
Assists	4	at Mississippi Valley State (12/4/18)
Blocks.....	2	2x, last at Mississippi Valley State (12/4/18)
Steals.....	3	at UT Martin (2/14/19)
Minutes	45	vs. SIU Edwardsville (1/24/19)

Hogan's Career Statistics at Southeast Missouri

Overall																			
Season	G-GS	Min	Avg	FG-FGA	Pct	3FG-3FGA	Pct	FT-FTA	Pct	Off	Def	Tot	Avg	PF	FQ	A	TO	Blk	Stl
2018-19	30-27	790	26.3	120-274	.438	46-121	.380	33-43	.767	16	82	98	3.3	42	0	33	35	5	21
2019-20	15-15	425	28.3	46-113	.407	20-53	.377	18-23	.783	7	63	70	4.7	23	1	14	22	0	9
Total	45-42	1215	27.0	166-387	.429	66-174	.379	51-66	.773	23	145	168	3.7	65	1	47	57	5	30
Ohio Valley Conference Games Only																			
Season	G-GS	Min	Avg	FG-FGA	Pct	3FG-3FGA	Pct	FT-FTA	Pct	Off	Def	Tot	Avg	PF	FQ	A	TO	Blk	Stl
2018-19	17-15	441	25.9	59-141	.418	16-55	.291	21-30	.700	6	49	55	3.2	22	0	19	20	0	13
2019-20	2-2	62	31.0	5-17	.294	3-9	.333	3-3	1.000	1	7	8	4.0	4	0	2	2	0	16
Total	19-17	503	26.5	64-158	.405	19-64	.297	24-33	.727	7	56	63	3.3	26	0	21	22	0	29



2019-20 BASKETBALL NOTES



► Guard
► Junior (3)
► 6-0 ► 170
► Tapei, Taiwan
► Songshan H.S.
► Marshalltown CC

4

OSCAR KAO

2019-20: Averages 3.1 points...Made his first career start in the season-opener at Vanderbilt (11/6)...Pulled down two rebounds in 12 minutes...Played six minutes and scored two points off the bench vs. Purdue Fort Wayne (11/10)...Logged 10 minutes and scored two points vs. The Citadel (11/19)...Scored a career-high 10 points in 22 minutes off the bench vs. Missouri S&T (11/22)...Had a career-high six assists vs. Denver (11/30)...Logged his first career Ohio Valley Conference start at Murray State (1/4).

Kao's Game-by-Game Statistics

2019-20	FG	3P	FT	O/D	REB	F	PTS	A	TO	B	S	M
at Vanderbilt*	0-0	0-0	0-0	1/1	2	1	0	0	1	0	0	12
Purdue Fort Wayne	1-3	0-1	0-0	1/0	1	2	2	1	0	0	0	6
The Citadel	1-4	0-1	0-0	1/0	1	2	2	0	0	0	0	10
Missouri S&T	4-8	1-3	1-4	0/1	1	3	10	2	1	0	0	22
vs. Cal State Fullerton	3-9	0-1	0-0	0/0	0	2	6	1	0	0	2	31
at Santa Clara	0-2	0-0	0-0	0/0	0	5	0	0	0	0	0	9
vs. Denver	0-2	0-1	0-0	0/1	1	2	0	6	3	0	3	21
at Abilene Christian	0-1	0-0	0-0	0/0	0	0	0	0	2	0	0	9
at Drake	0-0	0-0	2-2	0/0	0	1	2	2	0	0	1	4
at Youngstown State	3-9	0-1	0-1	1/1	2	2	6	2	1	0	1	27
at Ohio State	3-13	1-4	2-2	0/2	2	2	9	0	0	0	1	24
at Southern Illinois	1-3	0-0	0-0	0/0	0	0	2	1	3	0	0	15
Missouri Baptist	0-0	0-0	0-0	0/0	0	0	0	0	1	0	0	2
at Austin Peay	1-4	1-3	0-0	0/1	1	3	3	2	1	0	0	11
at Murray State*	1-6	0-1	2-2	0/2	2	3	4	1	0	0	0	18
Belmont												
Tennessee State												
Austin Peay												
Murray State												
at SIU Edwardsville												
at Eastern Illinois												
at Morehead State												
at Eastern Kentucky												
Jacksonville State												
Tennessee Tech												
UT Martin												
SIU Edwardsville												
at Jacksonville State												
at Tennessee Tech												
Eastern Illinois												
at UT Martin												
Total	18-64	3-16	7-11	4/9	13	28	46	18	13	0	8	221

* - Game Started

2019-20 Season-Highs

Points.....10	vs. Missouri S&T (11/22/19)
Total Rebounds.....2	3x, last at Ohio State (12/17/19)
Offensive.....1	4x, last at Youngstown State (12/15/19)
Defensive.....2	2x, last at Murray State (1/4/20)
FG Made.....4	vs. Missouri S&T (11/22/19)
FG Attempted.....13	at Ohio State (12/17/19)
3-Point FG Made.....1	3x, last at Austin Peay (1/2/20)
3-Point FG Attempted.....4	at Ohio State (12/17/19)
FT Made.....2	3x, last at Murray State (1/4/20)
FT Attempted.....4	vs. Missouri S&T (11/22/19)
Assists.....6	vs. Denver (11/30/19)
Blocks.....-	-
Steals.....3	vs. Denver (11/30/19)
Minutes.....31	vs. Cal State Fullerton (11/27/19)

Career-Highs


Points.....10	vs. Missouri S&T (11/22/19)
Total Rebounds.....3	2x, last vs. Murray State (1/12/19)
Offensive.....1	5x, last at Youngstown State (12/15/19)
Defensive.....3	2x, last vs. Murray State (1/12/19)
FG Made.....4	2x, last vs. Missouri S&T (11/22/19)
FG Attempted.....13	at Ohio State (12/17/19)
3-Point FG Made.....2	3x, last vs. Belmont (3/2)
3-Point FG Attempted.....4	at Ohio State (12/17/19)
FT Made.....2	4x, last at Murray State (1/4/20)
FT Attempted.....4	vs. Missouri S&T (11/22/19)
Assists.....6	vs. Denver (11/30/19)
Blocks.....-	-
Steals.....3	vs. Denver (11/30/19)
Minutes.....31	vs. Cal State Fullerton (11/27/19)

Kao's Career Statistics at Southeast Missouri

Overall																			
Season	G-GS	Min	Avg	FG-FGA	Pct	3FG-3FGA	Pct	FT-FTA	Pct	Off	Def	Tot	Avg	PF	FO	A	TO	Blk	Stl
2018-19	20-0	163	8.2	24-46	.522	13-23	.565	4-4	1.000	2	11	13	0.7	15	0	21	14	0	6
2019-20	15-2	221	14.7	18-64	.281	3-16	.188	7-11	.636	4	9	13	0.9	28	1	18	13	0	8
Total	35-2	384	11.0	42-110	.382	16-39	.410	11-15	.733	6	20	26	0.7	43	1	39	27	0	14
Ohio Valley Conference Games Only																			
Season	G-GS	Min	Avg	FG-FGA	Pct	3FG-3FGA	Pct	FT-FTA	Pct	Off	Def	Tot	Avg	PF	FO	A	TO	Blk	Stl
2018-19	12-0	122	10.2	16-30	.533	9-14	.643	2-2	1.000	1	8	9	0.8	10	0	16	12	0	6
2019-20	2-1	29	14.5	2-10	.200	1-4	.250	2-2	1.000	0	3	3	1.5	6	0	3	1	0	0
Total	14-1	151	10.8	18-40	.450	10-18	.556	4-4	1.000	1	11	12	0.9	16	0	19	13	0	6



2019-20 BASKETBALL NOTES



- Guard
- Freshman (2)
- 6-5 ► 180
- Durham, N.C.
- Voyager Academy

JORDAN LOVE

2

2019-20: Saw action in 10 games off the bench...Played in his first career game vs. The Citadel (11/19)...Scored a season-high four points in 14 minutes vs. Missouri Baptist (12/29)...Scored the first points of his career on a 3-pointer vs. Denver (11/30)...Had a season-high three rebounds at Southern Illinois (12/21).

Love's Game-by-Game Statistics

2019-20	FG	3P	FT	O/D	REB	E	PTS	A	TO	B	S	M
at Vanderbilt	DNP	-	-	-	-	-	-	-	-	-	-	-
Purdue Fort Wayne	DNP	-	-	-	-	-	-	-	-	-	-	-
The Citadel	0-0	0-0	0-0	0/0	0	0	0	0	0	0	0	4
Missouri S&T	0-0	0-0	0-0	0/0	0	0	0	0	0	0	0	1
vs. Cal State Fullerton	DNP	-	-	-	-	-	-	-	-	-	-	-
at Santa Clara	DNP	-	-	-	-	-	-	-	-	-	-	-
vs. Denver	1-1	1-1	0-0	0/1	1	0	3	0	1	0	1	9
at Abilene Christian	1-1	0-0	0-0	0/0	0	0	2	0	0	0	0	4
at Drake	DNP	-	-	-	-	-	-	-	-	-	-	-
at Youngstown State	0-4	0-2	1-4	0/1	1	0	1	0	0	0	1	12
at Ohio State	0-1	0-0	0-0	0/1	1	0	0	0	0	0	0	5
at Southern Illinois	0-0	0-0	0-0	0/3	3	1	0	0	1	0	0	6
Missouri Baptist	2-5	0-1	0-0	0/2	2	1	4	0	0	0	0	14
at Austin Peay	0-1	0-0	0-0	0/1	1	1	0	1	1	0	0	9
at Murray State	0-3	0-0	0-0	1/0	1	0	0	0	1	0	0	12
Belmont												
Tennessee State												
Austin Peay												
Murray State												
at SIU Edwardsville												
at Eastern Illinois												
at Morehead State												
at Eastern Kentucky												
Jacksonville State												
Tennessee Tech												
UT Martin												
SIU Edwardsville												
at Jacksonville State												
at Tennessee Tech												
Eastern Illinois												
at UT Martin												
Total	4-16	1-4	1-4	1/9	10	3	10	1	4	0	2	76

* - Game Started

2019-20 Season/Career-Highs


Points	4	vs. Missouri Baptist (12/29/19)
Total Rebounds	3	at Southern Illinois (12/21/19)
Offensive	1	at Murray State (1/4/20)
Defensive	3	at Southern Illinois (12/21/19)
FG Made	2	vs. Missouri Baptist (12/29/19)
FG Attempted	5	vs. Missouri Baptist (12/29/19)
3-Point FG Made	1	vs. Denver (11/30/19)
3-Point FG Attempted	2	at Youngstown State (12/15/19)
FT Made	1	at Youngstown State (12/15/19)
FT Attempted	4	at Youngstown State (12/15/19)
Assists	1	at Austin Peay (1/2/20)
Blocks	-	-
Steals	1	2x, last at Youngstown State (12/15/19)
Minutes	14	vs. Missouri Baptist (12/29/19)

Love's Career Statistics at Southeast Missouri

Overall																			
Season	G-GS	Min	Avg	FG-FGA	Pct	3FG-3FGA	Pct	FT-FTA	Pct	Off	Def	Tot	Avg	PF	FO	A	TO	Blk	Stl
2019-20	10-0	76	7.6	4-16	.250	1-4	.250	1-4	.250	1	9	10	1.0	3	0	1	4	0	2
Ohio Valley Conference Games Only																			
Season	G-GS	Min	Avg	FG-FGA	Pct	3FG-3FGA	Pct	FT-FTA	Pct	Off	Def	Tot	Avg	PF	FO	A	TO	Blk	Stl
2019-20	2-0	21	10.5	0-4	.000	0-0	.000	0-0	.000	1	1	2	1.0	1	0	1	2	0	0



2019-20 BASKETBALL NOTES



► Guard
► Freshman (1)
► 6-2 ► 175
► Chicago, Ill.
► St. Patrick H.S.

JAKOB MEDINA

20

2019-20: --

Medina's Game-by-Game Statistics

2019-20	FG	3P	FT	O/D	REB	F	PTS	A	TO	B	S	M
at Vanderbilt	DNP	-	-	-	-	-	-	-	-	-	-	-
Purdue Fort Wayne	DNP	-	-	-	-	-	-	-	-	-	-	-
The Citadel	DNP	-	-	-	-	-	-	-	-	-	-	-
Missouri S&T	DNP	-	-	-	-	-	-	-	-	-	-	-
vs. Cal State Fullerton	DNP	-	-	-	-	-	-	-	-	-	-	-
at Santa Clara	DNP	-	-	-	-	-	-	-	-	-	-	-
vs. Denver	DNP	-	-	-	-	-	-	-	-	-	-	-
at Abilene Christian	DNP	-	-	-	-	-	-	-	-	-	-	-
at Drake	DNP	-	-	-	-	-	-	-	-	-	-	-
at Youngstown State	DNP	-	-	-	-	-	-	-	-	-	-	-
at Ohio State	DNP	-	-	-	-	-	-	-	-	-	-	-
at Southern Illinois	DNP	-	-	-	-	-	-	-	-	-	-	-
Missouri Baptist	DNP	-	-	-	-	-	-	-	-	-	-	-
at Austin Peay	DNP	-	-	-	-	-	-	-	-	-	-	-
at Murray State	DNP	-	-	-	-	-	-	-	-	-	-	-
Belmont												
Tennessee State												
Austin Peay												
Murray State												
at SIU Edwardsville												
at Eastern Illinois												
at Morehead State												
at Eastern Kentucky												
Jacksonville State												
Tennessee Tech												
UT Martin												
SIU Edwardsville												
at Jacksonville State												
at Tennessee Tech												
Eastern Illinois												
at UT Martin												
Total												

* - Game Started

2019-20 Season/Career-Highs


Points	-
Total Rebounds	-
Offensive	-
Defensive	-
FG Made	-
FG Attempted	-
3-Point FG Made	-
3-Point FG Attempted	-
FT Made	-
FT Attempted	-
Assists	-
Blocks	-
Steals	-
Minutes	-

Medina's Career Statistics at Southeast Missouri

Season	G-GS	Min	Avg	FG-FGA	Pct	3FG-3FGA	Pct	FT-FTA	Pct	Off	Def	Tot	Avg	PF	FO	A	TO	Blk	Stl	Pts	Avg
2019-20																					
Overall																					
Ohio Valley Conference Games Only																					
Season	G-GS	Min	Avg	FG-FGA	Pct	3FG-3FGA	Pct	FT-FTA	Pct	Off	Def	Tot	Avg	PF	FO	A	TO	Blk	Stl	Pts	Avg
2019-20																					



2019-20 BASKETBALL NOTES



- Forward
- Junior (3)
- 6-6 ► 190
- Lee's Summit, Mo.
- Kansas City East Christian Academy
- John Wood CC

EVAN MORRISON

12

2019-20: Played in eight games off the bench...Logged his first minutes of the season at the Cable Car Classic...Played a season-high six minutes at Santa Clara (11/29)...Scored the first points of his career on a 3-pointer at #5 Ohio State (12/17)...Also knocked down a 3-pointer vs. Missouri Baptist (12/29).

Morrison's Game-by-Game Statistics

2019-20	FG	3P	FT	Q/D	REB	E	PTS	A	TO	B	S	M
at Vanderbilt	DNP	-	-	-	-	-	-	-	-	-	-	-
Purdue Fort Wayne	DNP	-	-	-	-	-	-	-	-	-	-	-
The Citadel	DNP	-	-	-	-	-	-	-	-	-	-	-
Missouri S&T	DNP	-	-	-	-	-	-	-	-	-	-	-
vs. Cal State Fullerton	0-0	0-0	0-0	0/0	0	0	0	0	0	0	0	0+
at Santa Clara	0-0	0-0	0-0	0/0	0	1	0	0	0	0	0	6
vs. Denver	0-0	0-0	0-0	0/0	0	0	0	0	0	0	0	1
at Abilene Christian	0-1	0-1	0-0	0/0	0	0	0	0	0	0	1	5
at Drake	DNP	-	-	-	-	-	-	-	-	-	-	-
at Youngstown State	DNP	-	-	-	-	-	-	-	-	-	-	-
at Ohio State	1-1	1-1	0-0	0/0	0	0	3	0	0	0	0	3
at Southern Illinois	DNP	-	-	-	-	-	-	-	-	-	-	-
Missouri Baptist	1-3	1-2	0-0	0/1	1	0	3	0	0	0	0	7
at Austin Peay	0-0	0-0	0-0	0/0	0	0	0	0	0	0	0	2
at Murray State	0-0	0-0	0-0	0/0	0	0	0	0	0	0	0	2
Belmont												
Tennessee State												
Austin Peay												
Murray State												
at SIU Edwardsville												
at Eastern Illinois												
at Morehead State												
at Eastern Kentucky												
Jacksonville State												
Tennessee Tech												
UT Martin												
SIU Edwardsville												
at Jacksonville State												
at Tennessee Tech												
Eastern Illinois												
at UT Martin												
Total	2-5	2-4	0-0	0/1	1	1	6	0	0	0	1	26

* - Game Started

2019-20 Season/Career-Highs

Points	3	2x, last vs. Missouri Baptist (12/29/19)
Total Rebounds	1	vs. Missouri Baptist (12/29/19)
Offensive	-	-
Defensive	1	vs. Missouri Baptist (12/29/19)
FG Made	1	2x, last vs. Missouri Baptist (12/29/19)
FG Attempted.....	3	vs. Missouri Baptist (12/29/19)
3-Point FG Made.....	1	2x, last vs. Missouri Baptist (12/29/19)
3-Point FG Attempted.....	2	vs. Missouri Baptist (12/29/19)
FT Made.....	-	-
FT Attempted.....	-	-
Assists	-	-
Blocks.....	-	-
Steals.....	1	at Abilene Christian (12/5/19)
Minutes	7	vs. Missouri Baptist (12/29/19)

Morrison's Career Statistics at Southeast Missouri

Season	G-GS	Min	Avg	FG-FGA	Pct	3FG-3FGA	Pct	FT-FTA	Pct	Off	Def	Tot	Avg	PF	FO	A	TO	Blk	Stl	Pts	Avg
2019-20	8-0	26	3.3	2-5	.400	2-4	.500	0-0	.000	0	1	1	0.1	1	0	0	0	0	1	6	0.8
Overall																					
Ohio Valley Conference Games Only																					
Season	G-GS	Min	Avg	FG-FGA	Pct	3FG-3FGA	Pct	FT-FTA	Pct	Off	Def	Tot	Avg	PF	FO	A	TO	Blk	Stl	Pts	Avg
2019-20	2-0	4	2.0	0-0	.000	0-0	.000	0-0	.000	0	0	0	0.0	0	0	0	0	0	0	0	0.0



2019-20 BASKETBALL NOTES



► Guard
► Freshman (1)
► 6-1 ► 180
► Atlanta, Ga.
► Scotland Prep School (Pa.)

DQ NICHOLAS

11

2019-20: Became the Redhawks first 20-point scorer this season when he dropped in a game-high 24 on 9-of-16 field goals and 5-of-6 free throws vs. The Citadel (11/19)...Scored double-digits for the first time in his career against the Bulldogs...Averages 8.3 points per game as the Redhawks fifth-leading scorer...Scored eight points in his first career start vs. Purdue Fort Wayne (11/10)...Tallied five points and dished out one assist in his first career NCAA Division I game at Vanderbilt (11/6)...Pitched in a game-high 21 points and made a perfect 14-of-14 free throws at Abilene Christian (12/5)...All of those free throws were in the second half...Was named Ohio Valley Conference Co-Freshman of the Week on Dec. 9...Ranks 11th in the OVC in free throw percentage (.771)...Scored double figures in five games.

Nicholas' Game-by-Game Statistics

2019-20	FG	3P	FT	O/D	REB	F	PTS	A	TO	B	S	M
at Vanderbilt	1-2	1-1	2-2	0/1	1	0	5	1	2	0	0	16
Purdue Fort Wayne*	3-4	0-1	2-2	0/2	2	1	8	2	2	0	0	22
The Citadel*	9-16	1-3	5-6	0/6	6	1	24	0	6	0	0	29
Missouri S&T*	1-4	0-1	0-0	0/6	6	2	2	1	1	1	1	28
vs. Cal State Fullerton*	2-8	2-4	0-2	0/0	0	2	6	0	1	0	0	26
at Santa Clara*	3-6	1-3	4-6	0/3	3	3	11	3	3	0	1	27
vs. Denver*	1-3	1-3	0-0	0/0	0	1	3	2	1	0	1	21
at Abilene Christian*	3-5	1-2	14-14	0/4	4	3	21	2	1	0	3	33
at Drake*	3-11	0-2	1-3	1/4	5	1	7	3	3	0	2	34
at Youngstown State*	2-7	1-2	0-2	0/1	1	3	5	0	1	0	0	19
at Ohio State*	3-6	0-1	4-5	1/2	3	0	10	1	1	0	0	32
at Southern Illinois*	2-6	1-3	0-0	0/2	2	0	5	2	1	1	0	26
Missouri Baptist*	1-5	0-2	3-4	0/2	2	4	5	0	2	1	0	24
at Austin Peay	4-7	1-2	2-2	0/1	1	1	11	2	0	0	2	22
at Murray State	1-5	0-1	0-0	1/0	1	2	2	1	2	1	0	26
Belmont												
Tennessee State												
Austin Peay												
Murray State												
at SIU Edwardsville												
at Eastern Illinois												
at Morehead State												
at Eastern Kentucky												
Jacksonville State												
Tennessee Tech												
UT Martin												
SIU Edwardsville												
at Jacksonville State												
at Tennessee Tech												
Eastern Illinois												
at UT Martin												
Total	39-95	10-31	37-48	3/34	37	24	125	20	27	4	10	385

* - Game Started

2019-20 Season/Career-Highs

Points	24	vs. The Citadel (11/19/19)
Total Rebounds	6	2x, last vs. Missouri S&T (11/22/19)
Offensive	1	3x, last at Murray State (1/4/20)
Defensive	6	2x, last vs. Missouri S&T (11/22/19)
FG Made	9	vs. The Citadel (11/19/19)
FG Attempted	16	vs. The Citadel (11/19/19)
3-Point FG Made	2	vs. Cal State Fullerton (11/27/19)
3-Point FG Attempted	4	vs. Cal State Fullerton (11/27/19)
FT Made	14	at Abilene Christian (12/5/19)
FT Attempted	14	at Abilene Christian (12/5/19)
Assists	3	2x, last at Drake (12/7/19)
Blocks	1	3x, last vs. Missouri Baptist (12/29/19)
Steals	3	at Abilene Christian (12/5/19)
Minutes	34	at Drake (12/7/19)

Nicholas' Career Statistics at Southeast Missouri

Overall																			
Season	G-GS	Min	Avg	FG-FGA	Pct	3FG-3FGA	Pct	FT-FTA	Pct	Off	Def	Tot	Avg	PF	FQ	A	TO	Blk	Stl
2019-20	15-12	385	25.7	39-95	.411	10-31	.323	37-48	.771	3	34	37	2.5	24	0	20	27	4	10
Ohio Valley Conference Games Only																			
Season	G-GS	Min	Avg	FG-FGA	Pct	3FG-3FGA	Pct	FT-FTA	Pct	Off	Def	Tot	Avg	PF	FQ	A	TO	Blk	Stl
2019-20	2-0	48	24.0	5-12	.417	1-3	.333	2-2	1.000	1	1	2	1.0	3	0	3	2	1	2



2019-20 BASKETBALL NOTES



► Guard
► Sophomore (3)
► 6-4 ► 205
► Houston, Texas
► ASPIRE Academy (Ky.)

NYGAL RUSSELL

25

2019-20: Did not play at Murray State (1/4) due to back spasms...Played 13 games and made one start...His first start of the season was at Austin Peay (1/2)...Averages 3.8 points and 2.5 rebounds per contest...Scored six points and had two rebounds in 24 minutes at Vanderbilt (11/6)...Posted a season-high 12 points vs. Missouri Baptist (12/29)...Collected a season-best seven rebounds at Santa Clara (11/29).

Russell's Game-by-Game Statistics

2019-20	FG	3P	FT	Q/D	REB	E	PTS	A	TO	B	S	M
at Vanderbilt	3-8	0-4	0-0	0/2	2	2	6	0	2	0	0	24
Purdue Fort Wayne	0-1	0-0	0-0	0/0	0	0	0	0	0	0	0	5
The Citadel	1-4	0-2	0-0	0/1	1	0	2	0	2	0	1	10
Missouri S&T	0-2	0-1	0-0	0/1	1	0	0	0	0	0	1	10
vs. Cal State Fullerton	0-2	0-1	1-2	0/2	2	3	1	1	2	0	0	13
at Santa Clara	3-7	0-1	4-4	0/7	7	2	10	1	1	1	2	21
vs. Denver	4-6	1-3	0-0	0/3	3	3	9	0	3	0	0	16
at Abilene Christian	0-4	0-1	0-0	1/1	2	2	0	1	1	0	0	15
at Drake	0-1	0-0	0-0	0/2	2	1	0	0	1	0	0	8
at Youngstown State	DNP	-	-	-	-	-	-	-	-	-	-	-
at Ohio State	0-0	0-0	0-0	0/1	1	0	0	1	1	0	0	3
at Southern Illinois	2-5	0-1	1-2	1/2	3	1	5	1	1	0	2	10
Missouri Baptist	4-7	0-1	4-6	2/4	6	3	12	6	2	0	1	23
at Austin Peay*	2-6	0-0	0-0	0/3	3	1	4	1	0	0	0	19
at Murray State	DNP	-	-	-	-	-	-	-	-	-	-	-
Belmont												
Tennessee State												
Austin Peay												
Murray State												
at SIU Edwardsville												
at Eastern Illinois												
at Morehead State												
at Eastern Kentucky												
Jacksonville State												
Tennessee Tech												
UT Martin												
SIU Edwardsville												
at Jacksonville State												
at Tennessee Tech												
Eastern Illinois												
at UT Martin												
Total	19-53	1-15	10-14	4/29	33	18	49	12	16	1	7	177

* - Game Started

2019-20 Season-Highs

Points	12	vs. Missouri Baptist (12/29/19)
Total Rebounds	7	at Santa Clara (11/29/19)
Offensive	1	3x, last at Southern Illinois (12/21/19)
Defensive	7	at Santa Clara (11/29/19)
FG Made	4	2x, last vs. Missouri Baptist (12/29/19)
FG Attempted	8	at Vanderbilt (11/6/19)
3-Point FG Made	1	vs. Denver (11/30/19)
3-Point FG Attempted	4	at Vanderbilt (11/6/19)
FT Made	4	2x, last vs. Missouri Baptist (12/29/19)
FT Attempted	6	vs. Missouri Baptist (12/29/19)
Assists	6	vs. Missouri Baptist (12/29/19)
Blocks	1	at Santa Clara (11/29/19)
Steals	2	2x, last at Southern Illinois (12/21/19)
Minutes	24	at Vanderbilt (11/6/19)

Career-Highs


Points	12	2x, last vs. Missouri Baptist (12/29/19)
Total Rebounds	8	vs. Belmont (3/2/19)
Offensive	3	at Mississippi Valley State (12/4/18)
Defensive	7	2x, last at Santa Clara (11/29/19)
FG Made	5	vs. Tennessee Tech (2/7/19)
FG Attempted	9	vs. Tennessee Tech (2/7/19)
3-Point FG Made	3	at SIU Edwardsville (1/3/19)
3-Point FG Attempted	5	at SIU Edwardsville (1/3/19)
FT Made	8	at Austin Peay (2/21/19)
FT Attempted	8	at Austin Peay (2/21/19)
Assists	6	at Eastern Illinois (2/16/19)
Blocks	1	2x, last at Santa Clara (11/29/19)
Steals	3	vs. Tennessee Tech (2/7/19)
Minutes	27	vs. Belmont (3/2/19)

Russell's Career Statistics at Southeast Missouri

Overall																			
Season	G-GS	Min	Avg	FG-FGA	Pct	3FG-3FGA	Pct	FT-FTA	Pct	Off	Def	Tot	Avg	PF	FQ	A	TO	Blk	Stl
2018-19	31-9	499	16.1	53-147	.361	16-53	.302	43-62	.694	13	69	82	2.6	60	2	44	40	2	13
2019-20	13-1	177	13.6	19-53	.358	1-15	.067	10-14	.714	4	29	33	2.5	18	0	12	16	1	7
Total	44-10	676	15.4	72-200	.360	17-68	.250	53-76	.697	17	98	115	2.6	78	2	56	56	3	20
Ohio Valley Conference Games Only																			
Season	G-GS	Min	Avg	FG-FGA	Pct	3FG-3FGA	Pct	FT-FTA	Pct	Off	Def	Tot	Avg	PF	FQ	A	TO	Blk	Stl
2018-19	18-8	297	16.5	33-93	.355	11-34	.324	37-50	.740	7	33	40	2.2	38	1	28	24	2	8
2019-20	1-1	19	19.0	2-6	.333	0-0	.000	0-0	.000	0	3	3	3.0	1	0	1	0	0	4
Total	19-9	316	16.6	35-99	.354	11-34	.324	37-50	.740	7	36	43	2.3	39	1	29	24	2	12



2019-20 BASKETBALL NOTES



- Forward
- Sophomore (2)
- 6-8 ► 210
- Richmond, Texas
- Combine Academy (N.C.)

SAGE TOLBERT

23

2019-20: Scored double figures for the first time this season when he finished with 12 points and eight rebounds vs. Purdue Fort Wayne (11/10)... Had nine points, seven rebounds, one assist and a steal in his first start of the season at Vanderbilt (11/6)...Rates third on the team in scoring with 8.8 points a game...Leads the team in rebounding with 6.6 boards per contest...Is second on the team in field goal percentage (.516)... Pitched in a season-high 17 points at Drake (12/7)...Scored 16 points and had nine rebounds vs. Missouri S&T (11/22)...Turned in a double-double 13 points and 10 rebounds vs. Cal State Fullerton (11/27)...Added a double-double 11 points and 11 rebounds vs. Missouri Baptist (12/29)... Ranks eighth in the Ohio Valley Conference rebounding, 11th in field goal percentage, seventh in offensive rebounds (2.5 rpg) and 14th in defensive rebounds (4.1 rpg).

Tolbert's Game-by-Game Statistics

2019-20	FG	3P	FT	O/D	REB	F	PTS	A	TO	B	S	M
at Vanderbilt*	3-8	0-0	3-4	2/5	7	1	9	1	3	0	1	29
Purdue Fort Wayne*	4-6	0-0	3-6	2/6	8	2	11	1	2	0	2	22
The Citadel*	3-5	0-0	0-1	4/2	6	4	6	1	2	0	1	28
Missouri S&T*	6-7	0-0	4-8	4/5	9	4	16	2	1	0	1	34
vs. Cal State Fullerton*	4-8	0-0	5-5	3/7	10	4	13	0	0	0	0	22
at Santa Clara*	3-3	0-0	1-4	0/2	2	4	7	1	5	0	0	20
vs. Denver*	3-6	0-1	0-0	2/4	6	3	6	0	0	0	1	11
at Abilene Christian*	4-6	0-1	6-8	3/6	9	3	14	2	3	2	0	27
at Drake*	4-7	0-1	9-14	3/3	6	2	17	1	4	0	1	34
at Youngstown State*	0-3	0-0	0-0	2/2	4	1	0	1	3	0	1	20
at Ohio State*	1-7	0-0	1-2	3/3	6	2	3	0	2	0	1	22
at Southern Illinois*	1-5	0-0	0-0	3/3	6	3	2	1	1	0	1	29
Missouri Baptist*	5-10	0-0	1-2	2/9	11	3	11	1	2	2	0	30
at Austin Peay*	3-5	0-0	2-3	1/3	4	2	8	0	2	2	3	32
at Murray State*	3-5	0-0	3-6	3/2	5	3	9	0	1	1	0	23
Belmont												
Tennessee State												
Austin Peay												
Murray State												
at SIU Edwardsville												
at Eastern Illinois												
at Morehead State												
at Eastern Kentucky												
Jacksonville State												
Tennessee Tech												
UT Martin												
SIU Edwardsville												
at Jacksonville State												
at Tennessee Tech												
Eastern Illinois												
at UT Martin												
Total	47-91	0-3	38-63	37/62	99	41	132	12	31	7	13	383

* - Game Started

2019-20 Season-Highs

Points	17	at Drake (12/7/19)
Total Rebounds	11	vs. Missouri Baptist (12/29/19)
Offensive	4	2x, last vs. Missouri S&T (11/22/19)
Defensive	9	vs. Missouri Baptist (12/29/19)
FG Made	6	vs. Missouri S&T (11/22/19)
FG Attempted	10	vs. Missouri Baptist (12/29/19)
3-Point FG Made	-	-
3-Point FG Attempted	1	3x, last at Drake (12/7/19)
FT Made	9	at Drake (12/7/19)
FT Attempted	14	at Drake (12/7/19)
Assists	2	2x, last at Abilene Christian (12/5/19)
Blocks	2	3x, last at Austin Peay (1/2/20)
Steals	3	at Austin Peay (1/2/20)
Minutes	34	2x, last at Drake (12/7/19)

Career-Highs


Points	18	vs. Eastern Kentucky (1/24/19)
Total Rebounds	11	2x, last vs. Missouri Baptist (12/29/19)
Offensive	5	at Bradley (11/10/18)
Defensive	9	vs. Missouri Baptist (12/29/19)
FG Made	8	vs. Eastern Kentucky (1/24/19)
FG Attempted	9	vs. Eastern Kentucky (1/24/19)
3-Point FG Made	1	3x, last at Belmont (1/31/19)
3-Point FG Attempted	2	vs. Western Illinois (12/1/18)
FT Made	9	at Drake (12/7/19)
FT Attempted	14	at Drake (12/7/19)
Assists	2	2x, last at Abilene Christian (12/5/19)
Blocks	2	5x, last at Austin Peay (1/2/20)
Steals	3	at Austin Peay (1/2/20)
Minutes	34	2x, last at Drake (12/7/19)

Tolbert's Career Statistics at Southeast Missouri

Overall																		
Season	G-GS	Min	Avg	FG-FGA	Pct	3FG-3FGA	Pct	FT-FTA	Pct	Off	Def	Tot	Avg	PF	FO	A	TO	Blk
2018-19	31-27	628	20.3	72-158	.456	3-8	.375	47-86	.547	55	101	156	5.0	96	8	8	63	18
2019-20	18-14	346	19.2	40-87	.460	2-4	.500	31-52	.596	27	48	75	4.2	52	5	3	32	11
Total	46-42	1011	22.0	119-249	.478	3-11	.273	85-149	.570	92	163	255	5.5	137	8	12	94	25
Ohio Valley Conference Games Only																		
Season	G-GS	Min	Avg	FG-FGA	Pct	3FG-3FGA	Pct	FT-FTA	Pct	Off	Def	Tot	Avg	PF	FO	A	TO	Blk
2018-19	18-14	346	19.2	40-87	.460	2-4	.500	31-52	.596	27	48	75	4.2	52	5	3	32	11
2019-20	2-2	55	27.5	6-10	.600	0-0	.000	5-9	.556	4	5	9	4.5	5	0	0	3	3
Total	20-16	401	20.1	46-97	.474	2-4	.500	36-61	.590	31	53	84	4.2	57	5	3	35	14



2019-20 BASKETBALL NOTES



- Forward
- Senior (5)
- 6-8 ► 215
- Mobile, Ala.
- Gardendale H.S.
- McNeese State

QUATTARIUS WILSON 10

2019-20: Averages 6.2 points and 5.5 rebounds per game through 15 games and 10 starts...Ranks second on the team and 17th in the Ohio Valley Conference in rebounding...Is ninth among league leaders in offensive rebounds (2.3)...Turned in a double-double 12 points and 13 rebounds in his first career Southeast Missouri start at Vanderbilt (11/6)...Added 11 points and eight boards vs. Purdue Fort Wayne (11/10)...Leads the team with two double-doubles...Scored double figures five times...Dropped in 10 points in his first career OVC start at Murray State (1/4).

Wilson's Game-by-Game Statistics

2019-20	FG	3P	FT	Q/D	REB	E	PTS	A	TO	B	S	M
at Vanderbilt*	4-11	0-0	4-7	6/7	13	2	12	1	3	1	2	30
Purdue Fort Wayne*	3-8	0-1	5-6	3/5	8	5	11	4	1	0	2	26
The Citadel*	2-3	0-1	4-6	2/5	7	4	8	1	1	3	0	24
Missouri S&T*	3-7	1-1	4-8	2/4	6	3	11	1	2	0	0	19
vs. Cal State Fullerton*	1-8	0-2	1-1	1/5	6	2	3	2	3	2	1	18
at Santa Clara*	0-2	0-0	2-2	1/1	2	2	2	0	0	1	0	17
vs. Denver*	4-4	0-0	2-4	5/6	11	3	10	1	3	0	0	27
at Abilene Christian*	1-6	0-1	1-2	2/1	3	5	3	0	3	1	2	21
at Drake	2-4	0-0	0-0	1/2	3	5	4	0	0	0	0	13
at Youngstown State	1-4	0-0	0-2	1/2	3	3	2	0	0	0	0	16
at Ohio State	1-3	0-0	3-3	1/2	3	3	5	2	1	0	0	19
at Southern Illinois	1-5	0-1	0-2	3/4	7	3	2	0	1	0	0	17
Missouri Baptist	1-2	0-0	4-8	1/4	5	1	6	1	1	0	0	23
at Austin Peay*	2-2	0-0	0-0	2/1	3	4	4	2	4	0	0	21
at Murray State*	4-8	0-0	2-4	3/0	3	3	10	0	0	0	1	20
Belmont												
Tennessee State												
Austin Peay												
Murray State												
at SIU Edwardsville												
at Eastern Illinois												
at Morehead State												
at Eastern Kentucky												
Jacksonville State												
Tennessee Tech												
UT Martin												
SIU Edwardsville												
at Jacksonville State												
at Tennessee Tech												
Eastern Illinois												
at UT Martin												
Total	30-77	1-7	32-55	34/49	83	48	93	15	23	8	8	311

* - Game Started

2019-20 Season/Career-Highs

Points	12	at Vanderbilt (11/6/19)
Total Rebounds	13	at Vanderbilt (11/6/19)
Offensive	6	at Vanderbilt (11/6/19)
Defensive	7	at Vanderbilt (11/6/19)
FG Made	4	3x, last at Murray State (1/4/20)
FG Attempted	11	at Vanderbilt (11/6/19)
3-Point FG Made	1	vs. Missouri S&T (11/22/19)
3-Point FG Attempted	2	vs. Cal State Fullerton (11/27/19)
FT Made	5	vs. Purdue Fort Wayne (11/10/19)
FT Attempted	8	2x, last vs. Missouri Baptist (12/29/19)
Assists	4	vs. Purdue Fort Wayne (11/10/19)
Blocks	3	vs. The Citadel (11/19/19)
Steals	2	3x, last at Abilene Christian (12/5/19)
Minutes	30	at Vanderbilt (11/6/19)

Wilson's Career Statistics at Southeast Missouri

Overall																	
Season	G-GS	Min	Avg	FG-FGA	Pct	3FG-3FGA	Pct	FT-FTA	Pct	Off	Def	Tot	Avg	PF	FO	A	TO
2019-20	15-10	311	20.7	30-77	.390	1-7	.143	32-55	.582	34	49	83	5.5	48	3	15	23
Ohio Valley Conference Games Only																	
Season	G-GS	Min	Avg	FG-FGA	Pct	3FG-3FGA	Pct	FT-FTA	Pct	Off	Def	Tot	Avg	PF	FO	A	TO
2019-20	2-2	41	20.5	6-10	.600	0-0	.000	2-4	.500	5	1	6	3.0	7	0	2	4



SEASON/CAREER STATISTICS



2019-20 Southeast Missouri Basketball Southeast Missouri Season/Career Statistics (as of Jan 05, 2020) All games



SEASON STATISTICS

CAREER STATISTICS

SUMMARY	gp-gs	min/g	fg%	3fg%	ft%	r/g	a/g	stl	blk	pts/g	gp-gs	min/g	fg%	3fg%	ft%	r/g	a/g	stl	blk	pts/g
HARRIS, Chris	2-0	27.0	.600	.714	.800	3.0	1.0	0	1	15.5	2-0	27.0	.600	.714	.800	3.0	1.0	0	1	15.5
CALDWELL, Alex	15-15	30.3	.408	.344	.800	1.7	2.3	21	7	10.8	39-20	24.3	.430	.369	.789	1.8	1.9	43	12	9.5
TOLBERT, Sage	15-15	25.5	.516	.000	.603	6.6	0.8	13	7	8.8	46-42	22.0	.478	.273	.570	5.5	0.4	28	25	7.1
HOGAN, Skyler	15-15	28.3	.407	.377	.783	4.7	0.9	9	0	8.7	45-42	27.0	.429	.379	.773	3.7	1.0	30	5	10.0
NICHOLAS, DQ	15-12	25.7	.411	.323	.771	2.5	1.3	10	4	8.3	15-12	25.7	.411	.323	.771	2.5	1.3	10	4	8.3
AGNEW, Darrious	13-5	13.5	.472	.286	.654	2.7	0.5	9	0	6.7	13-5	13.5	.472	.286	.654	2.7	0.5	9	0	6.7
WILSON, Quatarrius	15-10	20.7	.390	.143	.582	5.5	1.0	8	8	6.2	15-10	20.7	.390	.143	.582	5.5	1.0	8	8	6.2
GABLE, Isaiah	14-0	20.1	.394	.302	.444	2.1	0.6	3	1	5.2	60-24	19.6	.435	.374	.695	2.6	0.8	14	7	6.5
CUFFEE, Khalil	3-0	10.7	.357	.000	.714	1.0	0.7	0	1	5.0	16-0	5.3	.488	.357	.600	0.4	0.3	2	1	3.7
RUSSELL, Nygal	13-1	13.6	.358	.067	.714	2.5	0.9	7	1	3.8	44-10	15.4	.360	.250	.697	2.6	1.3	20	3	4.9
KAO, Oscar	15-2	14.7	.281	.188	.636	0.9	1.2	8	0	3.1	35-2	11.0	.382	.410	.733	0.7	1.1	14	0	3.2
LOVE, Jordan	10-0	7.6	.250	.250	.250	1.0	0.1	2	0	1.0	10-0	7.6	.250	.250	.250	1.0	0.1	2	0	1.0
MORRISON, Evan	8-0	3.3	.400	.500	.000	0.1	0.0	1	0	0.8	8-0	3.3	.400	.500	.000	0.1	0.0	1	0	0.8

SCORING	fg-fga	fg%	3fg-fga	3fg%	ft-fa	ft%	pts	pts/g	fg-fga	fg%	3fg-fga	3fg%	ft-fa	ft%	pts	pts/g
HARRIS, Chris	9-15	.600	5-7	.714	8-10	.800	31	15.5	9-15	.600	5-7	.714	8-10	.800	31	15.5
CALDWELL, Alex	60-147	.408	22-64	.344	20-25	.800	162	10.8	131-305	.430	52-141	.369	56-71	.789	370	9.5
TOLBERT, Sage	47-91	.516	0-3	.000	38-63	.603	132	8.8	119-249	.478	3-11	.273	85-149	.570	326	7.1
HOGAN, Skyler	46-113	.407	20-53	.377	18-23	.783	130	8.7	166-387	.429	66-174	.379	51-66	.773	449	10.0
NICHOLAS, DQ	39-95	.411	10-31	.323	37-48	.771	125	8.3	39-95	.411	10-31	.323	37-48	.771	125	8.3
AGNEW, Darrious	34-72	.472	2-7	.286	17-26	.654	87	6.7	34-72	.472	2-7	.286	17-26	.654	87	6.7
WILSON, Quatarrius	30-77	.390	1-7	.143	32-55	.582	93	6.2	30-77	.390	1-7	.143	32-55	.582	93	6.2
GABLE, Isaiah	28-71	.394	13-43	.302	4-9	.444	73	5.2	135-310	.435	77-206	.374	41-59	.695	388	6.5
CUFFEE, Khalil	5-14	.357	0-8	.000	5-7	.714	15	5.0	20-41	.488	10-28	.357	9-15	.600	59	3.7
RUSSELL, Nygal	19-53	.358	1-15	.067	10-14	.714	49	3.8	72-200	.360	17-68	.250	53-76	.697	214	4.9
KAO, Oscar	18-64	.281	3-16	.188	7-11	.636	46	3.1	42-110	.382	16-39	.410	11-15	.733	111	3.2
LOVE, Jordan	4-16	.250	1-4	.250	1-4	.250	10	1.0	4-16	.250	1-4	.250	1-4	.250	10	1.0
MORRISON, Evan	2-5	.400	2-4	.500	0-0	.000	6	0.8	2-5	.400	2-4	.500	0-0	.000	6	0.8

TOTALS	o-reb	d-reb	t-reb	pf	fo	ast	to	a/to	o-reb	d-reb	t-reb	pf	fo	ast	to	a/to
HARRIS, Chris	0	6	6	5	0	2	5	0.4	0	6	6	5	0	2	5	0.4
CALDWELL, Alex	5	21	26	29	1	34	30	1.1	19	52	71	80	1	74	61	1.2
TOLBERT, Sage	37	62	99	41	0	12	31	0.4	92	163	255	137	8	20	94	0.2
HOGAN, Skyler	7	63	70	23	1	14	22	0.6	23	145	168	65	1	47	57	0.8
NICHOLAS, DQ	3	34	37	24	0	20	27	0.7	3	34	37	24	0	20	27	0.7
AGNEW, Darrious	12	23	35	26	0	7	16	0.4	12	23	35	26	0	7	16	0.4
WILSON, Quatarrius	34	49	83	48	3	15	23	0.7	34	49	83	48	3	15	23	0.7
GABLE, Isaiah	5	25	30	28	0	8	10	0.8	26	127	153	106	0	48	48	1.0
CUFFEE, Khalil	0	3	3	4	0	2	2	1.0	1	5	6	15	1	4	8	0.5
RUSSELL, Nygal	4	29	33	18	0	12	16	0.8	17	98	115	78	2	56	56	1.0
KAO, Oscar	4	9	13	28	1	18	13	1.4	6	20	26	43	1	39	27	1.4
LOVE, Jordan	1	9	10	3	0	1	4	0.3	1	9	10	3	0	1	4	0.3
MORRISON, Evan	0	1	1	1	0	0	0	0.0	0	1	1	1	0	0	0	0.0



BOX SCORES

GAME 1

VANDERBILT 83, SOUTHEAST MISSOURI 65

November 6, 2019 • Memorial Gymnasium • Nashville, Tenn.

Southeast Mo. St. 65 • 0-1,0-0 OVC

#	Player	Total		3-Ptr		Rebounds		PF	TP	A	T	Blk	Stl	Min
		FG	FGA	FG	FGA	FT	FTA							
10	Quatarrius Wilson	f	4-11	0-0	4-7	6	7	13	2	12	1	3	1	30
23	Sage Tolbert	f	3-8	0-0	3-4	2	5	7	1	9	1	3	0	29
00	Alex Caldwell	g	3-8	0-3	2-2	0	4	4	3	8	1	1	0	32
03	Skyler Hogan	g	1-2	0-1	0-0	0	1	1	1	2	1	1	0	9
04	Oscar Kao	g	0-0	0-0	0-0	1	2	1	0	0	1	0	0	12
05	Chris Harris	g	6-9	2-3	1-2	0	1	1	2	15	0	3	1	28
11	DQ Nicholas	g	1-2	1-1	2-2	0	1	1	0	5	1	2	0	16
13	Isaiah Gable	g	1-4	0-1	0-1	2	0	2	1	2	0	0	0	10
25	Nygal Russell	g	3-8	0-4	0-0	0	2	2	2	6	0	2	0	24
44	Darrious Agnew	g	3-6	0-0	0-0	1	1	2	1	6	0	0	0	10
Team						2	1	3						
Totals			25-58	3-13	12-18	14	24	38	14	65	5	16	2	4

FG % 1st Half: 12-26 46.2% 2nd half: 13-32 40.6% Game: 25-58 43.1%
3FG % 1st Half: 2-7 28.6% 2nd half: 1-6 16.7% Game: 3-13 23.1%
FT % 1st Half: 6-10 60.0% 2nd half: 6-8 75.0% Game: 12-18 66.7%

Vanderbilt 83 • 1-0,0-0 SEC

#	Player	Total		3-Ptr		Rebounds		PF	TP	A	T	Blk	Stl	Min
		FG	FGA	FG	FGA	FT	FTA							
13	Matthew Moyer	f	1-5	0-3	0-0	0	6	6	2	2	0	1	2	21
15	Clevon Brown	f	6-9	3-4	0-0	5	3	8	0	15	0	2	2	31
24	Aaron Nesmith	f	8-12	7-11	2-2	0	4	4	2	25	2	2	1	34
02	Scotty Pippen Jr.	g	2-8	1-4	2-4	0	2	2	2	7	6	2	0	26
03	Maxwell Evans	g	2-3	2-3	0-1	0	1	1	2	6	3	1	0	24
00	Saben Lee	g	8-16	1-5	4-6	1	3	4	3	21	4	0	0	28
01	Dylan Disu	g	0-5	0-4	0-0	1	4	5	2	0	0	1	1	18
04	Jordan Wright	g	0-0	0-0	0-0	0	1	1	1	0	1	2	1	8
50	Ejike Obinna	g	3-3	0-0	1-1	0	0	0	3	7	0	1	1	8
55	Oton Jankovic	g	0-0	0-0	0-0	0	0	0	1	0	1	1	0	2
Team						3	1	4						
Totals			30-61	14-34	9-14	10	25	35	18	83	17	12	8	200

FG % 1st Half: 13-30 43.3% 2nd half: 17-31 54.8% Game: 30-61 49.2%
3FG % 1st Half: 5-17 29.4% 2nd half: 9-17 52.9% Game: 14-34 41.2%
FT % 1st Half: 1-3 33.3% 2nd half: 8-11 72.7% Game: 9-14 64.3%

Officials: Will Howard, Steven Anderson, Doug Shows
Technical fouls: Southeast Mo. St.-TEAM, Vanderbilt-None.
Attendance: 8097
2019-20 Men's Basketball. Round: 0. Southeast Mo. St. vs Vanderbilt. Played at

Score by periods	1st	2nd	Total
Southeast Mo. St.	32	33	65
Vanderbilt	32	51	83

Points	In	Off	2nd	Fast	Bench
SEMO	42	10	17	13	34
Vandy	30	17	4	15	28

GAME 3

THE CITADEL 74, SOUTHEAST MISSOURI 69

November 19, 2019 • Show Me Center • Cape Girardeau, Mo.

The Citadel 74 • 1-3

#	Player	Total		3-Ptr		Rebounds		PF	TP	A	T	Blk	Stl	Min
		FG	FGA	FG	FGA	FT	FTA							
23	Kaelon Harris	f	4-9	2-3	10-12	0	12	12	4	20	1	3	0	30
33	Hayden Brown	f	3-8	0-2	0-0	0	0	0	0	6	1	1	0	31
05	Fletcher Abree	g	3-7	2-5	0-0	0	1	1	3	8	3	0	0	33
11	Kaiden Rice	g	8-15	4-9	0-0	1	2	3	1	20	0	1	0	31
13	Tyson Batista	g	2-7	0-0	0-0	3	6	9	4	4	11	7	0	36
03	Rudy Fitzgibbons III	g	0-5	0-2	0-1	0	0	0	0	2	0	0	0	11
14	Brady Spence	g	1-1	0-0	0-0	0	2	2	1	2	0	1	0	0
25	Alex Reed	g	2-3	2-3	0-0	1	4	5	4	6	0	3	0	18
31	Eddie Davis III	g	3-4	1-1	1-2	1	3	4	1	8	4	2	0	25
32	Derek Webster Jr.	g	0-0	0-0	0-0	0	0	0	0	0	0	0	0	0+
Team						3	2	5						
Totals			26-59	11-25	11-15	9	32	41	18	74	22	18	0	5

FG % 1st Half: 14-35 40.0% 2nd half: 12-24 50.0% Game: 26-59 44.1%
3FG % 1st Half: 7-19 36.8% 2nd half: 4-6 66.7% Game: 11-25 44.0%
FT % 1st Half: 5-6 83.3% 2nd half: 6-9 66.7% Game: 11-15 73.3%

Southeast Missouri 69 • 1-2

#	Player	Total		3-Ptr		Rebounds		PF	TP	A	T	Blk	Stl	Min
		FG	FGA	FG	FGA	FT	FTA							
10	WILSON, Quatarrius	f	2-3	0-1	4-6	2	5	7	4	8	1	1	3	0
23	TOLBERT, Sage	f	3-5	0-0	0-1	4	2	6	4	6	1	2	0	1
00	CALDWELL, Alex	g	1-9	0-4	2-4	1	0	1	3	4	6	5	0	28
03	HOGAN, Skyler	g	5-11	1-6	0-1	0	5	5	2	11	0	3	0	21
11	NICHOLAS, DQ	g	9-16	1-3	5-6	0	6	6	1	24	0	6	0	39
02	LOVE, Jordan	g	0-0	0-0	0-0	0	0	0	0	0	0	0	0	4
04	KAO, Oscar	g	1-4	0-1	0-0	1	0	1	2	2	0	0	0	10
13	GABLE, Isaiah	g	3-5	2-4	0-0	0	4	4	1	8	1	0	0	25
25	RUSSELL, Nygal	g	1-4	0-2	0-0	0	1	1	0	2	0	2	0	1
44	AGNEW, Darrious	g	2-5	0-0	0-0	1	2	3	2	4	0	0	0	1
Team						1	2							
Totals			27-62	4-21	11-18	10	26	36	19	69	9	19	3	8

FG % 1st Half: 12-28 42.9% 2nd half: 15-34 44.1% Game: 27-62 43.5%
3FG % 1st Half: 4-14 28.6% 2nd half: 0-7 0.0% Game: 4-21 19.0%
FT % 1st Half: 4-6 66.7% 2nd half: 7-12 58.3% Game: 11-18 61.1%

Officials: Gene Grimeshaw, Chase Vaden, Kyle Regezt
Technical fouls: The Citadel-None, Southeast Missouri-None.
Attendance: 1087

Score by periods	1st	2nd	Total
The Citadel	40	34	74
Southeast Missouri	32	37	69

Points	In	Off	2nd	Fast	Bench
CIT	26	17	15	2	16
SEMO	36	15	12	10	16

GAME 2

SOUTHEAST MISSOURI 79, PURDUE FORT WAYNE 78

November 10, 2019 • Show Me Center • Cape Girardeau, Mo.

Purdue Fort Wayne 78 • 1-2

#	Player	Total		3-Ptr		Rebounds		PF	TP	A	T	Blk	Stl	Min
		FG	FGA	FG	FGA	FT	FTA							
11	CARL, Dylan	f	5-7	1-1	0-1	1	1	2	5	11	1	3	0	26
13	HOLBA, Matt	f	4-13	3-11	6-7	1	8	9	3	17	4	0	0	30
01	GODFREY, Jarred	g	0-3	0-2	2-2	1	3	4	3	2	7	5	0	27
02	PATRICK, Brian	g	9-20	2-8	4-5	4	8	12	2	24	0	2	0	32
41	DEBERRY, Marcus	g	4-7	3-4	1-2	0	3	1	12	1	0	0	0	33
05	ROLLINS, Tionne	g	2-8	1-3	1-1	1	1	2	2	6	0	0	0	12
15	BILLUPS, Deonte	g	4-4	0-2	2-3	1	0	1	4	6	0	2	0	12
24	BLACK, DeMierre	g	0-0	0-0	0-0	0	0	0	2	0	2	3	0	14
34	BENFORD, Cameron	g	0-2	0-0	0-1	4	2	6	4	0	0	0	0	13
35	GRUNDY, Rylen	g	0-0	0-0	0-0	0	0	0	0	0	0	0	0	1
Team						2	1	3						
Totals			26-64	10-31	16-22	15	27	42	26	78	15	15	0	2

FG % 1st Half: 11-31 35.5% 2nd half: 15-33 45.5% Game: 26-64 40.6%
3FG % 1st Half: 6-18 33.3% 2nd half: 4-13 30.8% Game: 10-31 32.3%
FT % 1st Half: 4-7 57.1% 2nd half: 12-15 80.0% Game: 16-22 72.7%

Southeast Missouri 79 • 1-1

#	Player	Total		3-Ptr		Rebounds		PF	TP	A	T	Blk	Stl	Min
		FG	FGA	FG	FGA	FT	FTA							
10	WILSON, Quatarrius	f	3-8	0-1	5-6	3	5	8	5	11	4	1	0	26
23	TOLBERT, Sage	f	4-6	0-0	3-6	2	6	8	2	11	1	2	0	22
00	CALDWELL, Alex	g	4-10	2-5	2-4	0	3	3	2	12	2	3	0	34
03	HOGAN, Skyler	g	4-7	2-2	1-2	0	2	2	2	11	3	0	0	27
11	NICHOLAS, DQ	g	3-4	0-1	2-2	0	2	2	1	8	2	2	0	22
04	KAO, Oscar	g	1-3	0-1	0-0	1	0	1	2	2	1	0	0	6
05	HARRIS, Chris	g	3-6	3-4	7-8	0	5	5	3	16	2	2	0	26
13	GABLE, Isaiah	g	2-6	1-3	0-0	0	2	2	2	5	1	0	0	21
25	RUSSELL, Nygal	g	0-1	0-0	0-0	0	0	0	0	0	0	0	0	5
44	AGNEW, Darrious	g	1-5	0-0	1-2	0	1	1	1	3	0	0	0	11
Team						2	1	3						
Totals			25-56	8-17	21-30	8	27	35	20	79	16	10	0	5

FG % 1st Half: 13-30 43.3% 2nd half: 12-26 46.2% Game: 25-56 44.6%
3FG % 1st Half: 4-8 50.0% 2nd half: 4-9 44.4% Game: 8-17 47.1%
FT % 1st Half: 10-15 66.7% 2nd half: 11-15 73.3% Game: 21-30 70.0%

Officials:



BOX SCORES

GAME 9

DRAKE 78, SOUTHEAST MISSOURI 73

December 7, 2019 • Knapp Center • Des Moines, Iowa

Southeast Missouri 73 • 3-6,0-0 OVC

#	Player	Total		3-Ptr		Rebounds		PF	TP	A	TO	Blk	Stl	Min				
		FG	FGA	FG	FGA	FT	FTA											
23	TOLBERT, Sage	f	4-7	0-1	9-14	3	3	6	2	17	1	4	0	1	34			
44	AGNEW, Darrious	f	5-7	1-1	0-1	1	3	4	3	11	4	0	0	2	19			
00	CALDWELL, Alex	g	6-11	6-9	0-1	0	3	3	1	18	1	6	1	0	36			
03	HOGAN, Skyler	g	3-6	2-5	1-2	0	12	12	5	9	1	2	0	1	38			
11	NICHOLAS, DQ	g	3-11	0-2	1-3	1	4	5	1	7	3	3	0	2	34			
04	KAO, Oscar	g	0-0	0-0	2-2	0	0	0	1	2	2	0	0	1	4			
10	WILSON, Quatarrius	g	2-4	0-0	0-0	1	2	3	5	4	0	0	0	0	13			
13	GABLE, Isaiah	g	2-3	1-1	0-0	0	0	0	3	5	0	0	0	0	14			
25	RUSSELL, Nygal	g	0-1	0-0	0-0	0	2	2	1	0	0	1	0	0	8			
Team						1	0	1										
Totals			25-50		10-19		13-23		7	29	36	22	73	12	18	1	7	200

FG % 1st Half: 14-26 53.8% 2nd half: 11-24 45.8% Game: 25-50 50.0%
3FG % 1st Half: 6-11 54.5% 2nd half: 4-8 50.0% Game: 10-19 52.6%
FT % 1st Half: 9-10 90.0% 2nd half: 4-13 30.8% Game: 13-23 56.5%

Drake 78 • 8-2,0-0 MVC

#	Player	Total		3-Ptr		Rebounds				PF	TP	A	TO	Blk	Stl	Min		
		FG	FGA	FG	FGA	FT	FTA	Off	Def									
02	Tremell Murphy	f	1-2	0-1	0-2	0	2	2	3	2	0	3	0	0	0	10		
21	Liam Robbins	f	3-6	0-0	5-8	1	6	7	4	11	2	2	3	0	0	19		
00	D.J. Wilkins	g	4-9	1-6	6-6	0	0	0	1	15	0	0	0	0	0	30		
04	Anthony Murphy	g	5-11	2-6	2-2	0	0	0	2	14	0	0	0	0	0	29		
12	Roman Penn	g	6-10	1-2	3-5	3	5	8	3	16	3	3	0	2	34			
03	Garrett Sturtz	g	0-0	0-0	6-6	0	6	6	2	6	0	1	1	1	1	23		
11	Antonio Pilipovic	g	0-3	0-3	0-1	0	2	2	2	0	1	1	0	2	0	20		
14	Noah Thomas	g	4-6	1-2	2-4	0	2	2	2	11	2	0	1	4	24			
20	Jonah Jackson	g	1-2	1-2	0-0	0	0	0	0	3	0	0	0	0	0	7		
23	Joseph Yesufu	g	0-2	0-1	0-0	0	0	0	0	0	1	0	0	0	0	4		
Team						1	1	2										
Totals			24-51		6-23		24-34		5	24	29	19	78	9	10	5	9	200

FG % 1st Half: 13-25 52.0% 2nd half: 11-26 42.3% Game: 24-51 47.1%
3FG % 1st Half: 2-10 20.0% 2nd half: 4-13 30.8% Game: 6-23 26.1%
FT % 1st Half: 9-13 69.2% 2nd half: 15-21 71.4% Game: 24-34 70.6%

Officials: Mick Fieldbinder,Dave Cusick,Tim Fitzgerald
Technical fouls: Southeast Missouri-CALDWELL, Alex. Drake-None.
Attendance: 2723
2019-20 Men's Basketball. Round: 0. Drake vs Southeast Mo. St.. Played at Drak

Score by periods	1st	2nd	Total
Southeast Missouri	43	30	73
Drake	37	41	78

Points
SEMO
DRA

In
Paint
28

Off
T/O
25

2nd
Chance
4

Fast
Break
8

Bench
20

GAME 10

YOUNGSTOWN STATE 65, SOUTHEAST MISSOURI 50

December 15, 2019 • Beehly Center • Youngstown, Ohio

Southeast Missouri 50 • 3-7,0-0 OVC

#	Player	Total		3-Ptr		Rebounds				PF	TP	A	TO	Blk	Stl	Min		
		FG	FGA	FG	FGA	FT	FTA	Off	Def									
23	TOLBERT, Sage	f	0-3	0-0	0-0	2	2	4	1	0	1	3	0	1	20			
44	AGNEW, Darrious	f	8-14	0-1	1-3	2	4	6	3	17	1	2	0	2	20			
00	CALDWELL, Alex	g	0-6	0-3	0-0	0	1	1	1	0	4	4	0	0	28			
03	HOGAN, Skyler	g	3-8	3-6	0-0	2	4	6	1	9	2	1	0	1	34			
11	NICHOLAS, DQ	g	2-7	0-2	0-2	0	1	1	3	5	0	0	1	0	19			
02	LOVE, Jordan	g	0-4	0-2	1-4	0	1	1	0	1	0	0	1	0	12			
04	KAO, Oscar	g	3-9	0-1	0-1	1	2	2	6	2	1	0	1	0	27			
10	WILSON, Quatarrius	g	1-4	0-0	0-2	1	2	3	2	0	0	0	0	0	16			
13	GABLE, Isaiah	g	3-4	3-4	1-2	1	5	6	3	10	2	1	0	0	24			
Team						4	2	6										
Totals			20-59		7-19		3-14		13	23	36	17	50	12	14	0	6	200

FG % 1st Half: 9-28 32.1% 2nd half: 11-31 35.5% Game: 20-59 33.9%
3FG % 1st Half: 4-10 40.0% 2nd half: 1-8 12.5% Game: 7-19 36.8%
FT % 1st Half: 0-1 0.0% 2nd half: 3-13 23.1% Game: 3-14 21.4%

Youngstown St. 65 • 6-5,0-0 Horizon

#	Player	Total		3-Ptr		Rebounds				PF	TP	A	TO	Blk	Stl	Min
		FG	FGA	FG	FGA	FT	FTA	Off	Def							
31	Michael Akuckie	f	3-8	1-6	0-0	3	7	10	3	7	1	3	1	2	0	25
33	Naz Bohannon	f	6-7	1-1	1-1	2	7	9	3	14	0	2	0	0	0	32
03	Darius Quisenberry	g	4-8	1-4	3-4	1	4	5	1	12	4	4	1	1	1	24
13	Donel Cathcart	g	2-4	1-2	0-0	0	1	1	0	5	2	1	0	0	0	25
32	Garrett Covington	g	3-5	0-1	1-2	0	2	2	0	7	1	0	0	0	0	27
00	Tyler Foster		1-3	0-0	0-2	0	2	2	2	2	0	0	0	0	1	9
01	Jamir Thomas		4-5	0-0	0-1	0	4	4	5	8	0	3	2	1	0	14
02	Jelani Simmons		1-4	0-1	0-0	1	0	1	0	2	2	0	0	0	0	12
05	Christian Bentley		1-3	0-0	2-3	0	0	0	1	4	1	1	0	0	0	11
22	Devin Morgan		1-4	1-3	1-2	0	5	5	1	4	3	2	0	1	1	21
	Team					0	1	1								
Totals			26-51	5-18	8-15	7	33	40	16	65	14	16	4	6	200	

FG % 1st Half: 15-23 65.2% 2nd half: 11-28 39.3% Game: 26-51 51.0%
3FG % 1st Half: 4-10 40.0% 2nd half: 1-8 12.5% Game: 5-18 27.8%
FT % 1st Half: 4-8 50.0% 2nd half: 4-7 57.1% Game: 8-15 53.3%

Officials: Michael Nardone,Jason Mirabito,Michael Kitts
Technical fouls: Southeast Missouri-None. Youngstown St.-None.
Attendance: 1243
2019-20 Men's Basketball. Round: 0. Southeast Mo. St. vs Youngstown St.. Played

Score by periods	1st	2nd	Total
Southeast Missouri	24	26	50
Youngstown St.	38	27	65

Points
SEMO
YSU

In
Paint
24

Off
T/O
13

2nd
Chance
5

Fast
Break
9

Bench
19

GAME 11

#5 OHIO STATE 80, SOUTHEAST MISSOURI 48

December 17, 2019 • Value City Arena • Columbus, Ohio

Southeast Missouri 48 • 3-8,0-0 OVC

#	Player	Total		3-Ptr		Rebounds				PF	TP	A	TO	Blk	Stl	Min
		FG	FGA	FG	FGA	FT	FTA	Off	Def							
23	TOLBERT, Sage	f	1-7	0-0	1-2	3	3	6	2	3	0	2	0	1	22	
44	AGNEW, Darrious	f	2-4	0-1	0-0	0	1	1	4	4	0	3	0	0	15	
00	CALDWELL, Alex	g	1-9	0-4	0-0	1	1	2	2	2	0	1	0	1	24	
03	HOGAN, Skyler	g	0-8	0-4	2-2	1	1	2	0	2	1	1	0	0	32	
11	NICHOLAS, DQ	g	3-6	0-1	4-5	1	2	3	0	10	1	1	0	0	32	
02	LOVE, Jordan	g	0-1	0-0	0-0	0	1	1	0	0	0	0	0	0	5	
04	KAO, Oscar	g	3-13	1-4	2-2	0	2	2	2	9	0	0	0	0	24	
10	WILSON, Quatarrius	g	1-3	0-0	3-3	1	2	3	3	5	2	1	0	0	19	
12	MORRISON, Evan	g	1-1	1-1	0-0	0	0	0	0	3	0	0	0	0	3	
13	GABLE, Isaiah	g	4-8	2-4	0-0	0	0	0	4	10	0	1	0	0	21	
25	RUSSELL, Nygal	g	0-0	0-0	0-0	0	1	1	0	0	1	1	0	0	3	
Team						1	3	4								
Totals			16-60	4-19	12-14	8	17	25	17	48	5	12	0	3	200	

FG % 1st Half: 8-28 28.6% 2nd half: 8-32 25.0% Game: 16-60 26.7%
3FG % 1st Half: 2-6 33.3% 2nd half: 2-13 15.4% Game: 4-19 21.1%
FT % 1st Half: 8-9 88.9% 2nd half: 4-5 80.0% Game: 12-14 85.7%

Ohio St. 80 • 10-1,1-1 Big Ten

#	Player	Total		3-Ptr		Rebounds				PF	TP	A	TO	Blk	Stl	Min
		FG	FGA	FG	FGA	FT	FTA	Off	Def							
24	Andre Wesson	f	5-7	3-5	1-1	0	2	2	0	14	3	3	0	0	0	27
25	Kyle Young	f	4-4	1-1	1-2	0	9	9	1	10	1	1	0	1	0	21
04	Kaleb Wesson	f	6-8	3-4	3-4	2	8	10	4	18	2	5	2	0	0	27
01	Luther Muhammad	g	1-3	1-3	0-0	0	0	0	3	3	2	1	0	0	0	17
13	CJ Walker	g	2-3	2-3	1-2	0	2	2	1	7	6	5	0	1	1	26
00	Alonzo Gaffney	g	3-6	0-2	0-0	0	3	3	2	6	1	1	1	0	0	12
03	D.J. Carton	g	4-9	2-5	0-0	1	4	5	4	10	5	2	0	0	0	23
10	Justin Ahrens	g	1-3	1-3	0-0	1	0	1	0	3	2	0	1	0	1	19
15	Ibrahima Diallo	g	0-1	0-0	0-0	1	1	2	0	0	0	1	0	0	0	3
32	E.J. Liddel	g	4-6	0-0	1-3	0	5	5	1	9	0	1	2	1	2	21
40	Daymon Hammer	g	0-1	0-0	0-0	0	0	0	0	0	0	0	0	0	0	1
42	Harrison Hookfin	g	0-0	0-0	0-0	0	0	0	0	0	0	0	0	0	0	1
	Team					2	3	5			1					
Totals			30-51	13-27	7-12	7	37	44	16	80	23	21	6	4	200	



BOX SCORES

GAME 13

SOUTHEAST MISSOURI 74, MISSOURI BAPTIST 59

December 29, 2019 • Show Me Center • Cape Girardeau, Mo.

Missouri Baptist 59 • 7-5

#	Player	Total		3-Ptr	Rebounds				PF	TP	A	TO	Blk	Stl	Min
		FG-FGA	FG-FGA		FT-FTA	Off	Def	Total							
11	ARMOND, Aumonie	f	4-8	0-2	0-1	2	6	8	3	8	0	0	0	0	28
12	BACKA, Christian	f	2-5	0-0	1-2	0	4	4	4	5	0	0	1	0	28
01	ROBINSON, Jahmouri	f	8-19	1-5	7-8	0	5	5	2	24	3	3	0	0	38
02	HARDY, Brendon	g	1-8	0-4	0-0	0	1	1	0	2	1	1	0	0	26
32	YAEGER, John	g	8-12	0-0	0-0	1	7	8	4	16	1	3	0	2	31
03	JACKSON, Austin		0-0	0-0	0-0	0	1	1	1	0	0	1	0	0	5
05	MOORE, Gerald		1-5	0-1	0-0	0	1	1	2	2	1	0	0	0	17
10	DECAROLIS, Hasaan		1-5	0-1	0-0	0	1	1	0	2	2	1	0	1	18
21	REZENE, Naod		0-1	0-1	0-0	0	0	0	1	0	2	0	0	0	9
Team						3	4	7							
Totals			25-63	1-14	8-11	7	30	37	17	59	10	9	1	4	200
FG % 1st Half: 11-34 32.4% 2nd half: 14-29 48.3% Game: 25-63 39.7% Deadball															
3FG % 1st Half: 1-9 11.1% 2nd half: 0-5 0.0% Game: 1-11 9.1% Rebounds															
FT % 1st Half: 0-0 0.0% 2nd half: 8-11 72.7% Game: 8-11 72.7%															

Southeast Missouri 74 • 4-9

#	Player	Total		3-Ptr	Rebounds				PF	TP	A	TO	Blk	Stl	Min
		FG	FTA	FT	FTA	Off	Def	Total							
23	TOLBERT, Sage	f	5-10	0-0	1-2	2	9	11	3	11	1	2	2	0	30
44	AGNEW, Darrious		0-0	0-0	0-0	0	0	0	0	0	0	0	0	0	3
00	CALDWELL, Alex	g	6-9	3-6	0-0	0	1	1	1	15	5	0	1	3	28
03	HOGAN, Skyler	g	2-7	2-5	2-2	0	4	4	0	8	2	2	0	2	29
11	NICHOLAS, DQ	g	1-5	0-2	3-4	0	2	2	4	5	0	2	1	0	24
01	CUFFEE, Khalil		3-8	0-5	4-5	0	2	2	1	10	2	1	0	0	17
02	LOVE, Jordan		2-5	0-1	0-0	0	2	2	1	4	0	0	0	0	14
04	KAO, Oscar		0-0	0-0	0-0	0	0	0	0	0	0	1	0	0	2
10	WILSON, Quatarrius		1-2	0-0	4-8	1	4	5	1	6	1	1	0	0	23
12	MORRISON, Evan		1-3	1-2	0-0	0	1	1	0	3	0	0	0	0	7
25	RUSSELL, Nygal		4-7	0-1	4-6	2	4	6	3	12	6	2	0	1	23
Team						2	4	6							
Totals			25-56	6-22	18-27	7	33	40	14	74	17	11	4	6	200
FG % 1st Half: 9-25		36.0%	2nd half: 16-31		51.6%	Game: 25-56		44.6%							Deadball Rebounds 3
3FG % 1st Half: 4-11		36.4%	2nd half: 2-11		18.2%	Game: 6-22		27.3%							
FT % 1st Half: 8-11		72.7%	2nd half: 10-16		62.5%	Game: 18-27		66.7%							

Officials: Craig Murley, Ron Gengenbacher, Kyle Luckie
Technical fouls: Missouri Baptist-None. Southeast Missouri-None.
Attendance: 1001

Score by periods	1st	2nd	Total
Missouri Baptist	23	36	59
Southeast Missouri	30	44	74

Points	In	Off	2nd	Fast	Bench
MBU	38	12	7	6	4
SEMO	34	9	7	6	35

GAME 14

AUSTIN PEAY 78, SOUTHEAST MISSOURI 63

January 2, 2020 • Dunn Center • Clarksville, Tenn.

Southeast Missouri 63 • 4-10,0-1 OVC

#	Player	Total		3-Ptr		Rebounds		PF	TP	A	TO	Blk	Stl	Min	
		FG	FGA	FG	FGA	FT	FTA								
10	WILSON, Quatarrius	f	2-2	0-0	0-0	2	1	3	4	4	2	4	0	21	
23	TOLBERT, Sage	f	3-5	0-0	2-3	1	3	4	2	8	0	2	2	32	
00	CALDWELL, Alex	g	5-10	2-5	0-0	0	0	0	2	12	2	1	1	26	
03	HOGAN, Skyler	g	3-11	2-6	3-3	0	2	2	1	11	2	1	0	33	
25	RUSSELL, Nygal	g	2-6	0-0	0-0	0	3	3	1	4	1	0	0	19	
01	CUFFEE, Khalil		2-4	0-1	1-2	0	1	1	3	5	0	1	0	7	
02	LOVE, Jordan		0-1	0-0	0-0	0	1	1	1	0	1	1	0	9	
04	KAO, Oscar		1-4	1-3	0-0	0	1	1	3	3	2	1	0	11	
11	NICHOLAS, DQ		4-7	1-2	2-2	0	1	1	1	11	2	0	0	22	
12	MORRISON, Evan		0-0	0-0	0-0	0	0	0	0	0	0	0	0	2	
13	GABLE, Isaiah		2-4	1-2	0-0	1	0	1	2	5	0	0	0	18	
Team						2	2	4							
Totals			24-54	7-19	8-10	6	15	21	20	63	12	11	3	6	200
FG % 1st Half: 8-27		29.6%	2nd half: 16-27		59.3%	Game: 24-54		44.4%	Deadball						
3FG % 1st Half: 3-10		30.0%	2nd half: 4-9		44.4%	Game: 7-19		36.8%	Rebounds						
FT % 1st Half: 5-7		71.4%	2nd half: 3-3		100.0%	Game: 8-10		80.0%							

Austin Peay 78 • 7-7,1-0 OVC

#	Player	FG	Total	3-Ptr	FG-FA	FT-FTA	Rebounds	Off	Def	TP	TP	A	TO	Blk	Stl	Min
14	Eli Abaev	f	1-2	0-0	2-3	3	2	5	3	4	2	1	1	0	28	
21	Terry Taylor	f	8-16	4-7	2-2	3	8	11	1	22	3	1	2	1	31	
01	Carlos Paez	g	5-6	3-4	0-0	0	2	2	3	13	3	0	0	0	26	
04	Antwan Butler	g	2-7	0-0	0-0	1	2	3	2	4	6	2	0	0	24	
05	Jordyn Adams	g	8-12	3-4	3-7	1	5	6	1	22	3	4	1	1	31	
00	Evan Hinson		1-3	0-1	2-2	0	3	3	1	4	0	2	0	0	17	
10	Pavle Djuricic		1-2	0-1	2-2	0	0	0	1	4	0	0	0	0	8	
11	Sita Conthe		1-4	1-4	0-0	0	2	2	1	3	0	0	0	0	10	
22	Alec Woodard		0-2	0-1	2-2	3	2	5	0	2	0	0	0	0	23	
41	Sam DeVault		0-1	0-1	0-0	0	0	0	0	0	0	0	0	0	2	
Team							4	0	4							
Totals			27-55	11-23	13-18	15	26	41	13	78	17	12	4	3	200	
FG % 1st Half: 14-28		50.0%	2nd half: 13-27		48.1%	Game: 27-55		49.1%	Deadball							
3FG % 1st Half: 6-11		54.5%	2nd half: 5-12		41.7%	Game: 13-18		72.2%	Rebounds		3					
FT % 1st Half: 7-11		63.6%	2nd half: 6-7		85.7%	Game: 13-18		72.2%								

Officials: Jason Garretson, Kelly Davis, Kevin Mathis
Technical fouls: Southeast Missouri-None. Austin Peay-None.
Attendance: 917
2019-20 Men's Basketball. Round: 0. Austin Peay vs Southeast Mo. St.. Played at

Score by periods	1st	2nd	Total
Southeast Missouri	24	39	63
Austin Peay	41	37	78

Points	In	Off	2nd	Fast	Bench
SEMO	26	10	7	13	24
APSU	30	14	18	10	13

GAME 15

MURRAY STATE 81, SOUTHEAST MISSOURI 59

January 4, 2020 • CFSB Center • Murray, Ky.0-pp

Southeast Missouri 59 • 4-11,0-2 OVC

#	Player	FG-FTA	3-Ptr	FT-FTA	Rebounds	PF	TP	A	TO	Blk	Stl	Min			
10	WILSON, Quatarrius	f	4-8	0-0	2-4	3	0	3	3	10	0	0	0	20	
23	TOLBERT, Sage	f	3-5	0-0	3-6	3	2	5	3	9	0	1	1	23	
00	CALDWELL, Alex	g	8-15	2-6	0-0	1	1	2	2	18	3	1	1	2	33
03	HOGAN, Skyler	g	2-6	1-3	0-0	1	5	6	3	5	0	1	0	0	29
04	KAO, Oscar	g	1-6	0-1	2-2	0	2	2	3	4	1	0	0	0	18
01	CUFFEE, Khalil		0-2	0-2	0-0	0	0	0	0	0	0	0	1	0	8
02	LOVE, Jordan		0-3	0-0	0-0	0	1	1	0	0	0	0	0	1	12
11	NICHOLAS, DQ		1-5	0-1	0-0	1	0	1	2	2	1	2	1	0	26
12	MORRISON, Evan		0-0	0-0	0-0	0	0	0	0	0	0	0	0	0	2
13	GABLE, Isaiah		4-9	1-4	2-2	1	2	3	1	11	1	1	1	1	29
Team						2	0	2							
Totals			23-59	4-17	9-14	13	12	25	17	59	6	7	5	3	200
FG % 1st Half: 13-29		44.8%	2nd half: 10-30		33.3%	Game: 23-59		39.0%	3FG % 1st Half: 2-9		22.2%	2nd half: 2-8		25.0%	Deadball Rebounds
FT % 1st Half: 5-7		71.4%	2nd half: 4-7		57.1%	Game: 9-14		64.3%							1

Murray St. 81 • 9-5,2-0 OVC

#	Player	FG	FTA	3-PT	FT	FTA	Off	Def	TP	A	TO	Blk	Stl	Min
00	Demond Robinson	f	2-3	0-0	0-2	1	2	0	4	0	0	0	0	12
24	Anthony Smith	f	6-7	0-0	4-5	4	2	6	4	16	0	3	0	17
01	DaQuan Smith	g	2-4	1-1	2-2	1	4	5	1	7	3	2	0	23
10	Tevin Brown	g	4-8	1-3	4-5	0	7	7	1	13	4	1	1	38
14	Jaivon Eaves	g	3-8	1-4	0-0	0	2	2	1	7	0	0	0	19
02	Chico Carter, Jr.	g	4-4	0-2	2-2	0	1	1	2	3	1	0	0	17
04	Noah Kamba		0-0	0-0	0-0	0	0	0	0	0	0	0	0	2
13	Devin Gilmore		7-7	0-0	0-0	2	5	7	4	14	1	0	0	13
23	KJ Williams		8-12	1-4	1-1	3	4	7	2	18	4	4	1	28
25	Rodriguez Thomas		0-0	0-0	0-0	0	1	1	0	0	0	0	0	2
45	Jason Holliday		0-0	0-0	0-0	1	0	1	3	0	0	0	0	9
	Team					0	0	0						
	Totals		32-53	4-14	13-17	12	27	39	18	81	15	11	2	200
	FG 1st Half: 18-30	60.0%	2nd half: 14-23	60.9%	Game: 32-53	60.4%								Deadball
	3FG 1st Half: 2-7	28.6%	2nd half: 2-7	28.6%	Game: 4-14	28.6%								Rebounds
	FT 1st Half: 4-6	66.7%	2nd half: 9-11	81.8%	Game: 13-17	76.5%								1