

YOUR REDHAWKS

2019-20 SOUTHEAST MISSOURI BASKETBALL

GAME
18



Gameday Coverage

Radio: **Real Rock 99.3** Erik Sean, Jess Bolen

Video: **ESPN+**

Live Stats: GoSoutheast.com

Twitter: @SEMOMBB

AUSTIN PEAY (10-7, 4-0) VS. SOUTHEAST MISSOURI (4-13, 0-4)

Date Thursday, January 16, 2020

Tip-Off 7:15 p.m., CT

Location Cape Girardeau, Mo.

Arena Show Me Center (7,000)

Series History APSU leads, 41-22

Last Meeting APSU 78, SEMO 63

Jan. 2, 2020 | Clarksville, Tenn.

Head Coaches Rick Ray (84-153 overall;

47-93 at SEMO; 24-48 OVC).

Matt Figger (50-32 overall;

50-32 at APSU; 28-11 OVC).

Last 10 Meetings

2/28/15 W 89-65

1/30/16 L 80-86

2/27/16 L 75-83

1/28/17 W 82-71

2/25/17 L 79-88

1/6/18 L 71-76

2/3/18 L 81-96

10/10/19 L 60-78

2/21/19 L 70-83

1/2/20 L 63-78

Cape Girardeau, Mo.

Cape Girardeau, Mo.

Clarksville, Tenn.

Clarksville, Tenn.

Cape Girardeau, Mo.

Clarksville, Tenn.

Cape Girardeau, Mo.

Cape Girardeau, Mo.

Clarksville, Tenn.

Clarksville, Tenn.

Strategic Communications

Jeff Honza

Assistant Director of Athletics

Phone: (573) 651-2933

Email: redhawk1@me.com

#LETSSOAR

2019-20 SCHEDULE/RESULTS

November (3-4)

6	at Vanderbilt	SEC NETWORK+	L, 65-83
10	Purdue Fort Wayne	ESPN+	W, 79-78
19	The Citadel	ESPN+	L, 69-74
22	Missouri S&T	ESPN+	W, 72-71
27	vs. Cal State Fullerton !		L, 57-64
29	at Santa Clara !	WCC NETWORK	L, 75-87
30	vs. Denver !		W, 66-51

December (1-5)

5	at Abilene Christian	ESPN+	L, 64-73
7	at Drake	ESPN+	L, 73-78
15	at Youngstown State	ESPN+	L, 50-65
17	at #5 Ohio State	BTN	L, 48-80
21	at Southern Illinois	ESPN3	L, 45-64
29	Missouri Baptist	ESPN+	W, 74-59

January (0-4, 0-4 OVC)

2	at Austin Peay*	ESPN+	L, 63-78
4	at Murray State*	ESPN+	L, 59-81
9	Belmont*	ESPN+	L, 64-89
11	Tennessee State*	ESPN+	L, 73-75
16	Austin Peay*	ESPN+	7:15 p.m.
18	Murray State*	ESPN+	4 p.m.
23	at SIU Edwardsville*	ESPN+	7:30 p.m.
25	at Eastern Illinois*	ESPN+	3:15 p.m.
30	at Morehead State*	ESPN+	6 p.m.

February (0-0, 0-0 OVC)

1	at Eastern Kentucky*	ESPN+	3 p.m.
6	Jacksonville State*	ESPN+	7:15 p.m.
8	Tennessee Tech*	ESPN+	4 p.m.
13	UT Martin*	ESPN+	7:15 p.m.
15	SIU Edwardsville*	ESPN+	4 p.m.
20	at Jacksonville State*	ESPN+	7:30 p.m.
22	at Tennessee Tech*	ESPN+	4 p.m.
27	Eastern Illinois*	ESPN+	7:15 p.m.
29	at UT Martin*	ESPN+	4 p.m.

March (0-0)

4-7	OVC Tournament	Evansville, Ind.
-----	----------------	------------------

All games are broadcast live on the radio at Real Rock

99.3 FM. All times Central and subject to change; * -

Denotes Ohio Valley Conference Game;

! - Cable Car Classic (Santa Clara, Calif.)

Redhawks Remain Home

Southeast Missouri (4-13, 0-4) plays host to Co-Ohio Valley Conference leader Austin Peay (10-7, 4-0) Thursday. Tip-off is set for 7:15 p.m., CT, at the Show Me Center.

Follow the Redhawks

Fans can listen to Thursday's game live on the radio at Real Rock 99.3 FM. Erik Sean and Jess Bolen will call the action. Video is available at ESPN+. Live stats can be accessed at GoSoutheast.com. Twitter updates provided @SEMOMBB.

Series History

Austin Peay leads its all-time series against Southeast Missouri, 41-22. APSU and SEMO meet for the second time in two weeks. The Governors beat the Redhawks in the 2019-20 Ohio Valley Conference opener, 78-63, in Clarksville, Tennessee on Jan. 2. APSU has won eight of the last 10 meetings between these teams. The Governors beat the Redhawks in each of their last four trips to Cape Girardeau.

Home Stand

Southeast Missouri resumes its four-game home stand when it faces Austin Peay. The home stand is SEMO's longest of the season. The Redhawks complete their stretch when rival Murray State comes to town Saturday.

Tough Early Stretch

The early part of Southeast Missouri's Ohio Valley Conference slate has included matchups with Austin Peay, Murray State, Belmont and Tennessee State -- presently the top four teams in the conference standings.

THIS IS SEMO

Southeast Missouri or **SEMO** is the preferred reference for Southeast Missouri State University athletic teams. Southeastern Missouri State is not an acceptable reference.



Combined, those teams are 44-23 overall and 14-2 in conference play this year.

Large Margin

Southeast Missouri has dropped six of its last eight games by 15 or more points. Three times during that stretch, the Redhawks fell by 22 or more. Opponents are averaging 80.8 points per game and hold a +16 scoring margin against SEMO through four games in Ohio Valley Conference play.

OVC Member

Southeast Missouri is in its 29th season as a member of the Ohio Valley Conference. SEMO first joined the league when it moved to NCAA Division I in 1991-92. The Redhawks are 188-286 all-time in OVC play. SEMO last had a winning OVC record in 2016-17 (9-7).

OVC Start

The Redhawks are off to a 0-4 start in Ohio Valley Conference play with road losses to Austin Peay (78-63, Jan. 2) and Murray State (81-59, Jan. 4), and home losses to Belmont (89-64, Jan. 9) and Tennessee State (75-73, Jan. 11). Southeast Missouri is winless in its



2019-20 SOUTHEAST MISSOURI BASKETBALL NOTES / AUSTIN PEAY

first four games of its conference schedule for the first time since 2015-16 (lost first six OVC games).

Redhawks Drop Heartbreaker

The Redhawks led for over 33 minutes and played well against Tennessee State (Jan. 11), but came up just short in the final seconds. TSU overcame a 16-point deficit behind a 21-point effort from Carlos Marshall. Marshall also grabbed an offensive rebound and scored the game-winning layup with six seconds left. TSU did not take the lead until Michael Littlejohn's 3-pointer with 2:28 remaining. SEMO had one final possession, but didn't get a shot off. The Redhawks also went the final 9:30 of the contest without a field goal. It was SEMO's third game decided by two or less points this season.

Looking for First OVC Win

Southeast Missouri is searching for its first Ohio Valley Conference win. SEMO is one of three teams in the OVC without a league win after the first two weeks of conference play. Eastern Illinois (0-4) and Tennessee Tech (0-4) are the others.

Caldwell Sees Doubles

For the sixth-straight game, Alex Caldwell scored double figures when he dropped in 15 off the bench against Tennessee State (Jan. 11). Caldwell made 5-of-11 field goals in 28 minutes. He missed his first start of the season against Belmont (Jan. 9) after not practicing the week due to illness. Caldwell's six-game double-digit scoring streak is currently the longest of his career and the longest of any Redhawk in 2019-20.

Tolbert Clears 100 Rebounds

Sage Tolbert, Southeast Missouri's leading rebounder with 6.5 per game, went over 100 rebounds vs. Belmont (Jan. 9). Tolbert grabbed five rebounds in that game and now has 110 this year. He stands with 266 rebounds in his career.

2019-20 SOUTHEAST MISSOURI REDHAWKS

No.	Name	Pos.	Ht.	Wt.	Cl.	Yr.	Hometown (High School/College)
0	Alex Caldwell	G	6-0	160	So.	2nd	Columbia, S.C. (Wilson)
1	Khalil Cuffee	G	6-4	205	So.	3rd	Fairburn, Ga. (Langston-Hughes)
2	Jordan Love	G	6-5	180	Fr.	2nd	Durham, N.C. (Voyager Academy)
3	Skyler Hogan	G	6-5	205	Sr.	5th	Melbourne, Fla. (Holy Trinity Episcopal/Embry-Riddle)
4	Oscar Kao	G	6-0	170	Jr.	3rd	Tapei, Taiwan (Songshan/Marshalltown CC)
5	Chris Harris	G	6-3	205	Jr.	3rd	Antioch, Ill. (Lake Forest Academy/John A. Logan College)
10	Quatarrius Wilson	F	6-8	215	Sr.	5th	Mobile, Ala. (Gardendale/McNeese State)
11	DQ Nicholas	G	6-1	180	Fr.	1st	Atlanta, Ga. (Scotland Prep School (Pa.))
12	Evan Morrison *	F	6-6	190	Jr.	3rd	Lee's Summit, Mo. (Kansas City East Christian Academy/John Wood CC)
13	Isaiah Gable	F	6-7	200	Jr.	3rd	Greenville, Ohio (Greenville)
15	Nana Akenten #	G	6-6	215	Jr.	3rd	Bolingbrook, Ill. (Bolingbrook/Nebraska)
20	Jakob Medina *	G	6-2	175	Fr.	1st	Chicago, Ill. (St. Patrick)
23	Sage Tolbert	F	6-8	210	So.	2nd	Richmond, Texas (Combine Academy (Charlotte, N.C.))
25	Nygal Russell	G	6-4	205	So.	3rd	Houston, Texas (ASPIRE Academy (Louisville, Ky.))
44	Darrius Agnew	F	6-8	220	Jr.	3rd	Starkville, Miss. (Starkville/East Mississippi CC)

* Walk-on

Will sit out the season due to NCAA Division I transfer regulations

Head Coach: Rick Ray, Fifth Year (Grand View College, 1994)

Assistant Coach: Keith Pickens, Second Year (Missouri State, 2013)

Assistant Coach: Tarrance Crump, First Year (Purdue, 2008)

Assistant Coach: Jason Owens, First Year (Siena Heights, 2006)

Director of Operations: Al Myers, Second Year (Wichita State, 1992)

Graduate Assistant: Mark Laros, First Year (Southeast Missouri, 2019)

Pronunciations

Nana Akenten.....na-nuh uh-ken-ten
 Khalil Cuffeekah-leel
 Oscar Kao.....cow
 Mark Laros.....lair-ohs
 Nygal Russell.....nye-juhl

Breakdown by Class

Seniors2
 Juniors6
 Sophomores.....4
 Freshmen.....3



2019-20 OHIO VALLEY CONFERENCE STANDINGS (AS OF JAN. 12, 2020)

	OVC					Overall					
	Record	Pct.	Home	Away	Streak	Record	Pct.	Home	Away	Neutral	Streak
Murray State	4-0	1.000	2-0	2-0	W4	11-5	.688	8-0	2-3	1-2	W5
Austin Peay	4-0	1.000	2-0	2-0	W4	10-7	.588	7-0	2-6	1-1	W4
Belmont	3-1	.750	1-1	2-0	W3	12-5	.706	6-1	6-3	0-1	W3
Tennessee State	3-1	.750	2-0	1-1	W1	11-6	.647	7-0	2-6	2-0	W1
Morehead State	3-1	.750	3-1	0-0	W3	9-8	.529	8-2	1-6	0-0	W3
Eastern Kentucky	3-1	.750	3-1	0-0	W2	6-11	.353	6-3	0-6	0-2	W2
Jacksonville State	2-2	.500	0-2	2-0	L2	7-10	.412	4-3	2-6	1-1	L2
UT Martin	1-3	.250	1-1	0-2	L1	5-10	.333	3-2	1-6	1-2	L1
SIUE	1-3	.250	0-0	1-3	L3	4-13	.235	2-3	2-10	0-0	L3
Eastern Illinois	0-4	.000	0-0	0-4	L4	7-9	.438	3-0	3-8	1-1	L5
Southeast Missouri	0-4	.000	0-2	0-2	L4	4-13	.235	3-3	0-9	1-1	L4
Tennessee Tech	0-4	.000	0-2	0-2	L4	3-14	.176	2-5	1-7	0-2	L8





2019-20 SOUTHEAST MISSOURI BASKETBALL NOTES / AUSTIN PEAY

Leading at the Half

Southeast Missouri matched its biggest halftime lead of the season when it built a 44-36 advantage against Tennessee State (Jan. 11). SEMO also led by eight (40-32) vs. Purdue Fort Wayne (Nov. 10). SEMO is 3-2 in games where it leads at halftime this season.

Nicholas Paves the Way

Freshman DQ Nicholas led Southeast Missouri in scoring for the fourth time this season when he scored 16 points against Tennessee State (Jan. 11). Nicholas shot 7-of-11 from the field and knocked down two 3-pointers in 31 minutes. He scored double figures for the sixth time this year.

Kao Reaches Career-High

Guard Oscar Kao established a new career-high in scoring with 15 points against Belmont (Jan. 9). Kao, who started his second-straight game, shot 5-of-10 from the field and a perfect 4-of-4 at the free throw line. It was the second time he scored double figures in his career.

Wilson Nets 10 Again

Quatarrius Wilson scored 10 points in his first 10 minutes of action against Belmont (Jan. 9). Wilson scored double figures for the second time in three games and sixth time this

season. His six double-digit games rank third on the team.

Good First Half

Southeast Missouri trailed by just four points at halftime (40-36) against Belmont (Jan. 9). The Redhawks shot 45.5 percent (15-of-33) from the field and outrebounded the Bruins, 21-15, in the game's opening 20 minutes.

Redhawks End Non-Conference Play

Southeast Missouri ended non-conference play with a 74-59 home victory over Missouri Baptist (Dec. 29). The Redhawks finished with a 4-9 record against non-league foes with eight of those losses outside of Cape Girardeau.

Agnew Out with Knee Injury

Forward Darrius Agnew, who started five-straight games (Dec. 7-29), is out with a knee injury. Agnew played only three minutes before sustaining his injury against Missouri Baptist (Dec. 29). He recently had surgery and is expected to return in 2-3 weeks.

Caldwell Ties Career-High

Alex Caldwell tied a season and career-high 18 points to lead Southeast Missouri against Murray State (Jan. 4). Caldwell shot 8-of-15 from the field, knocked down two 3-pointers,

2019-20 STATS COMPARISON

<u>APSU</u>		<u>SEMO</u>
10-7	Record	4-13
4-0	Conference Record	0-4
75.9	Points Per Game	64.5
72.8	Opp. Points Per Game	73.5
+3.1	Scoring Margin	-9.1
.457	Field Goal Percentage	.414
.474	Opp. Field Goal Percentage	.473
.327	3-Point Field Goal Percentage	.299
.364	Opp. 3-Point Field Goal Percentage	.365
.717	Free Throw Percentage	.681
.737	Opp. Free Throw Percentage	.686
34.4	Rebounds Per Game	32.7
33.2	Opp. Rebounds Per Game	36.5
+1.2	Rebounding Margin	-3.8
13.1	Assists Per Game	9.6
13.8	Turnovers Per Game	13.6
+3.1	Turnover Margin	-0.4
3.2	Blocks Per Game	2.1
7.4	Steals Per Game	5.7

THIS WEEK'S SCHEDULE/RESULTS

Thursday, January 16

Austin Peay at Southeast Missouri, 7:15 p.m., CT

Tennessee Tech at SIU Edwardsville, 7:30 p.m., CT

Murray State at UT Martin, 7:30 p.m., CT

Morehead State at Tennessee State, 7:30 p.m., CT

Jacksonville State at Eastern Illinois, 7:30 p.m., CT

Eastern Kentucky at Belmont, 8 p.m., CT

Saturday, January 18

Jacksonville State at SIU Edwardsville, 1 p.m., CT

Tennessee Tech at Eastern Illinois, 3:15 p.m., CT

Eastern Kentucky at Tennessee State, 4 p.m., CT

Murray State at Southeast Missouri, 4 p.m., CT

Austin Peay at UT Martin, 4 p.m., CT

Morehead State at Belmont, 4 p.m., CT

SOUTHEAST MISSOURI PROBABLE STARTERS



3

Skyler Hogan
G / 6-5 / 205 / Sr.
Melbourne, Fla.

8.1 ppg, 4.4 rpg,
0.8 apg



4

Oscar Kao
G / 6-0 / 170 / Jr.
Tapei, Taiwan

3.7 ppg, 1.1 rpg,
1.3 apg



10

Quatarrius Wilson
F / 6-8 / 215 / Sr.
Mobile, Ala.

6.6 ppg, 5.6 rpg,
1.0 apg



11

DQ Nicholas
G / 6-1 / 180 / Fr.
Atlanta, Ga.

8.8 ppg, 2.8 rpg,
1.3 apg



23

Sage Tolbert
F / 6-8 / 210 / So.
Richmond, Texas

8.9 ppg, 6.5 rpg,
0.9 apg



2019-20 SOUTHEAST MISSOURI BASKETBALL NOTES / AUSTIN PEAY

HONORS & AWARDS

OVC Freshman of the Week

DQ Nicholas, G, Dec. 9

2019-20 OVC PRESEASON POLL

Team (First-Place Votes)

Belmont (17)	237
Murray State (7)	223
Jacksonville State	187
Austin Peay.....	180
UT Martin.....	154
Eastern Kentucky.....	128
Eastern Illinois.....	124
Morehead State.....	113
Tennessee State.....	90
SIU Edwardsville.....	63
Southeast Missouri.....	49
Tennessee Tech.....	36

2019-20 PRESEASON ALL-OVC TEAM

Name, Position, School

Jomaru Brown, G, Eastern Kentucky
Tevin Brown, G, Murray State
Jr. Clay, G, Tennessee Tech
Darnell Cowart, F, Murray State
Quintin Dove, F, UT Martin
Grayson Murphy, G, Belmont
Nick Muszynski, C, Belmont
Craig Randall II, G, UT Martin
Terry Taylor, G/F, Austin Peay
Jordan Walker, G, Morehead State
Josiah Wallace, G, Eastern Illinois

Preseason Player of the Year

Terry Taylor, G/F, Austin Peay

dished out three assists and had two steals. He led the Redhawks in scoring three-straight games and a total of six times this season.

30 or Less

The Redhawks scored 30 or less points in the first half during eight of their last 12 games. Southeast Missouri has scored 30 or less points in 17 of its 34 halves (8 first half; 9 second half) of basketball this year.

Three in Double Figures

The Redhawks had three or more players finish with double figures in the scoring column for the 11th time this season against Belmont (Jan. 9). Oscar Kao led the way with 15 points, Sage Tolbert and Alex Caldwell each added 11 and Quatarrius Wilson chipped in 10.

Redhawks at Home

The Redhawks are 3-3 at the Show Me Center with wins over Purdue Fort Wayne (79-78, Nov. 10), Missouri S&T (72-71, Nov. 22) and Missouri Baptist (74-59, Dec. 29). Southeast Missouri dropped its first two Ohio Valley Conference matchups at home.

OVC Openers

With its 78-53 loss at Austin Peay (Jan. 2), Southeast Missouri dropped to 10-19 all-time in Ohio Valley Conference openers. The Redhawks are 1-4 in conference openers under head coach Rick Ray.

Looking for First Road Win

Southeast Missouri is 0-9 in true road games this season and has dropped 11-straight road contests dating back to last year. The Redhawks last road win was an 88-79 victory at Eastern Illinois on Feb. 16, 2019.

Redhawks End Skid

The Redhawks snapped a season-long five-game losing streak when it beat Missouri Baptist, 74-59, on Dec. 29. Southeast Missouri improved to 3-1 at home this year and played at the Show Me Center for the first time in 37 days.

Redhawks Get Win Over Missouri Baptist

After scoring 50 points or less in three-straight games, Southeast Missouri regrouped to score 74 in its latest win over Missouri Baptist (Dec. 29). It marked SEMO's fifth time scoring over 70 points this year. The 74 points also rank as the Redhawks third-most in a game thus far.

Cuffee Returns

Khalil Cuffee scored double figures in his first action of the season against Missouri Baptist (Dec. 29). Cuffee did not play the first 12 games due to a concussion. He scored 10 points, grabbed two rebounds and dished out two assists in 17 minutes off the bench. It was the second time Cuffee scored double-digits in his career.

Russell Matches Career-Highs

Nygal Russell matched career-highs in points and assists during Southeast Missouri's victory over Missouri Baptist (Dec. 29). Russell tied those marks with 12 points and six assists. He also added six rebounds in 23 minutes off the bench. He helped lead SEMO's reserves to a 35-4 advantage over MBU's bench.

Defense Plays Well

Southeast Missouri held an opponent to just one 3-pointer made for the second time this season when Missouri Baptist (Dec. 29) finished at 1-of-14 from beyond the arc. SEMO allowed just 59 points, its second-fewest in a game this season.

Largest Margin of Victory

The Redhawks tied their largest margin of victory this season with their 74-59 win over Missouri Baptist (Dec. 29). Southeast Missouri has posted two of its four wins by double figures this year. SEMO also ended the month of November with a 15-point victory (66-51) over Denver on Nov. 30.

Tolbert Gets Another Double-Double

Sage Tolbert turned in his team-high second double-double this season and third of his career when he scored 11 points and grabbed 11 rebounds against Missouri Baptist (Dec. 29).



2019-20 SOUTHEAST MISSOURI BASKETBALL NOTES / AUSTIN PEAY

Redhawks Go Cold

The Redhawks started strong out of the gate against longtime rival Southern Illinois (Dec. 21). Southeast Missouri went on a 12-2 run in the first six minutes, but then missed its next 13 field goals and went scoreless for 11:21. SIU scored 26 unanswered points during the Redhawks cold spell. The 64-45 loss marked SEMO's fifth by double figures this season.

Agnew Cracks Starting Lineup

East Mississippi Community College transfer Darrious Agnew scored double figures twice since joining the starting lineup on Dec. 7 (at Drake). Agnew scored 11 points and had four rebounds in his first start against the Bulldogs. Eight days later, he dropped in a season-high 17 points and pulled down six rebounds at Youngstown State (Dec. 15).

Redhawks vs. Ranked Opponents

With its loss to #5 Ohio State (Dec. 17), Southeast Missouri dropped to 0-15 all-time against ranked opponents. Eight of those matchups were against Top-10 foes. SEMO's highest ranked opponent prior to this year was also from the Big Ten Conference -- #6 Illinois on Dec. 28, 2005.

Quite an Experience

Although Southeast Missouri suffered its biggest loss of the season at #5 Ohio State (Dec. 17), the Redhawks did get the opportunity to play in the ninth-largest college basketball arena in the country. Value City Arena has a seating capacity of 19,049 and is the largest arena in the Big Ten Conference. Nationally, it ranks behind Syracuse's Carrier Dome (34,616), Kentucky's Rupp Arena (23,000), Louisville's KFC Yum! Center (22,090), North Carolina's Dean Smith Center (21,750), Tennessee's Thompson-Boling Arena (21,678), Georgetown's Capital One Arena (20,356), St. John's Madison Square Garden (19,812) and North Carolina State's PNC Arena (19,722). No SEMO basketball team had played in a bigger arena prior to this year. Tuesday's game drew an attendance of 13,177, the largest crowd the Redhawks played in front of since Dec. 4, 2016 -- 17,222 at Indiana's Assembly Hall.

Strong Trip Home

Forward Isaiah Gable, the only player from Ohio on Southeast Missouri's roster, performed well in front of a large group of family and friends in his home state. Gable scored 10 points off the bench against both Youngstown State (Dec. 15) and #5 Ohio State (Dec. 17). He knocked down five 3-pointers in those contests, including a season-high three against the Penguins. Gable is from Greenville, Ohio which is just under 100 miles from Columbus.

Nicholas Nabs First OVC Honor

Southeast Missouri guard DQ Nicholas was named Ohio Valley Conference Co-Freshman of the Week on Dec. 9. A native of Atlanta, Georgia, Nicholas had a strong week for the Redhawks averaging 14 points and 4.5 rebounds in two games. He scored 21 points and made a perfect 14-of-14 free throws at Abilene Christian (Dec. 5). Nicholas scored 16 points and made all 14 of his free throws in the second half of that game. He then added seven points and five rebounds two days later at Drake (Dec. 7). Nicholas has scored over 20 points a team-high two times this year.

Strong Showing

After averaging under five 3-pointers made per game (4.6) through its first eight contests of the 2019-20 campaign, Southeast Missouri drained a season-best 10-of-19 treys at Drake (Dec. 7). The Redhawks heated up to shoot 52.6 percent from long range for the game and 54.5 percent (6-of-11) in the first half alone.

Perfect at the Free Throw Line

Freshman DQ Nicholas went a perfect 14-of-14 at the free throw line at Abilene Christian (Dec. 5). Nicholas led the Redhawks with a game-high 21 points, his second 20-point performance this season. He scored 16 of his points in the second half. Nicholas was the first Southeast Missouri player to make 14 free throws in a game since Denzel Mahoney went 14-of-15 and scored 34 points vs. Tennessee State (Mar. 1, 2017).

SHOW ME CENTER INFORMATION

Photographers

Photographers working the floor level at the Show Me Center are required to shoot from behind the dash lines along the baselines and must sit on the floor in those areas. The Director of Strategic Communications may identify other positions off the court where photographers may work, provided the view is not blocked for fans. At no time may photographers work directly from behind the official scorer's table and team benches, and in front of any courtside signage. No tripods may be placed on or beside the court.

Postgame Procedure

All interview requests for Southeast student-athletes must be made to a member of the Southeast Missouri Strategic Communications staff prior to the end of each game. Student-athletes will be escorted to postgame press conferences in the front meeting rooms of the Show Me Center. Media representatives are not allowed in the dressing room area. Redhawks head coach Rick Ray will address the media during press conferences after every game and the opposing head coach will be invited upon request. Ray will join press conferences immediately after his postgame radio obligation with the Redhawks Radio Network.

Credentials

Credentials are required for entrance to the Show Me Center. To request season or single game credentials, please contact Southeast Missouri Assistant Director of Athletics for Strategic Communications Jeff Honza by phone (573) 651-2933 or email jhonza@semo.edu / redhawk1@me.com. Credentials can be picked up at the NCAA pass gate located inside the main entrance of the Show Me Center.

Press Row

Media will be issued assigned seats course side on the north side of the Show Me Center. Press row is reserved for working media only. Professional decorum is expected at all times. Cheering or outward expression is strictly prohibited.

Gameday Information

Game notes, rosters, statistics and other information is available on press row and in the media workroom at the Show Me Center on gamedays. Weekly releases will be published online at GoSoutheast.com.

Phone Lines

One phone line will be provided to the visiting team's official radio station courtesy of the Redhawks Radio Network. If additional phone lines are needed, they must be secured by calling (573) 651-2275 at least one week in advance.

Wireless Internet

The Show Me Center is equipped with wireless internet. Please see a member of the Southeast Missouri Strategic Communications staff for login information.



2019-20 SOUTHEAST MISSOURI BASKETBALL NOTES / AUSTIN PEAY

Solid Offense

Southeast Missouri scored 73 points against Drake, at the time, the most in the Knapp Center of any opponent this season on Dec. 7. The Bulldogs, who were Co-Missouri Valley Conference Champions in 2018-19, did not allow more than 58 points in their first five home games before hosting the Redhawks. SEMO led Drake for over 30 minutes in that game.

Knocking Them Down

The Redhawks made 21-of-22 free throws in the second half against Abilene Christian (Dec. 5). Southeast Missouri finished shooting a season-best 85.7 percent (24-of-28) at the free throw line in that game. The 24 free throws made were SEMO's second-most this year.

Double-Digit Scorers

Southeast Missouri enters the week with one player averaging double figures in the scoring column with a minimum of three games played. Alex Caldwell is averaging 10.8 points a game behind guard Chris Harris (15.5 ppg in two games), who is out for the season with a knee injury.

Caldwell Named to Cable Car Classic All-Tournament Team

Sophomore guard Alex Caldwell was named to this year's Cable Car Classic All-Tournament Team. Caldwell averaged 14.3 points, two rebounds, two assists and 3.3 steals per game in three starts during the tournament. He also went a perfect 10-of-10 at the free throw line and scored double figures in all three contests.

Nice Defense

The Redhawks held Denver to just 51 points in their 66-51 victory on Nov. 30. It was the lowest point total Southeast Missouri held an opponent to since Chattanooga scored 42 against the Redhawks on Nov. 17, 2018. SEMO also limited the Pioneers to only 1-of-16 from 3-point range.

Double-Doubles

Southeast Missouri has a total of four double-doubles this season. Quatarrius Wilson and Sage Tolbert each have two for the Redhawks thus far.

Quatarrius Wilson, 12 points, 13 rebounds at Vanderbilt (Nov. 6)

Sage Tolbert, 13 points, 10 rebounds vs. Cal State Fullerton (Nov. 27)

Quatarrius Wilson, 10 points, 11 rebounds vs. Denver (Nov. 30)

Sage Tolbert, 11 points, 11 rebounds vs. Missouri Baptist (Dec. 29)

3-Point Difference

Southeast Missouri has made 90 three-pointers through 17 games, fewest in the Ohio Valley Conference. The Redhawks are averaging 5.3 three-pointers per contest and made 30 percent (90-of-301). SEMO has shot under 30 percent from beyond the arc a total of nine times this year. The Redhawks shot under 20 percent on three occasions. Opponents have made 134 threes and hold a 402-270 (+132) advantage in points behind the 3-point line.

Down to the Wire

Southeast Missouri won two of its first three games at home by one point. Chris Harris buried a 3-pointer with 27 seconds left to send SEMO to a 79-78 victory over Purdue Fort Wayne on Nov. 10. Twelve days later, Alex Caldwell drained a 3-pointer with 17 seconds on the clock to grab SEMO a 72-71 win over Missouri S&T (Nov. 22).

Redhawks Get First Win

Southeast Missouri picked up its first win of the season with a gritty performance against Purdue Fort Wayne (Nov. 10). SEMO saw a 15-point lead disappear, but made some big defensive stops and a clutch shot down the stretch to beat the Mastodons, 79-78.

Nicholas Drops in 24

Freshman guard DQ Nicholas became the first Southeast Missouri player to score over 20 points in a game when he dropped in a game-high 24 against The Citadel (Nov. 19).

Nicholas made 9-of-16 field goals and 5-of-6 free throws.

Home-Opening Win

With their 79-78 victory over Purdue Fort Wayne (Nov. 10), the Redhawks improved to 23-6 all-time in home-openers since joining the NCAA Division I ranks in 1991-92. Southeast Missouri opened its home slate with a win for the seventh time in eight years and has posted victories in 14 of its last 17 home-opening dates. The Redhawks won their fourth-straight home-opener under head coach Rick Ray.

About Austin Peay

Austin Peay is currently tied for first in the Ohio Valley Conference standings with Murray State. APSU is off to a 4-0 start in conference play with wins over Southeast Missouri (78-63, Jan. 2), UT Martin (82-63, Jan. 4), Tennessee Tech (75-62, Jan. 9) and Jacksonville State (71-67, Jan. 11). The Governors lead the league in offensive rebounds (12.1 rpg) and rank second in both free throw percentage (.717) and turnover margin (+3.1). Preseason OVC Player of the Year Terry Taylor leads the conference in scoring (23.2 ppg) and rebounding (9.4 rpg). APSU is on a four-game winning streak and has won five of its last six contests.

Harris Out for Season

Chris Harris, who opened his Southeast Missouri career with back-to-back double-digit scoring games and drained a game-winning 3-pointer to give the Redhawks their first victory of the season (vs. Purdue Fort Wayne), is out for the season with a knee injury. Harris initially sustained his injury during practice prior to SEMO's matchup with The Citadel (Nov. 19). He averaged 15.5 points per game and was SEMO's leading scorer in each of the first two games of the 2019-20 campaign. Harris underwent surgery on Jan. 6.

Mr. Double-Double

Quatarrius Wilson registered the 16th double-double of his college career and second in a Southeast Missouri uniform when he finished with 10 points and 11 rebounds vs. Denver (Nov. 30). Wilson previously had a



2019-20 SOUTHEAST MISSOURI BASKETBALL NOTES / AUSTIN PEAY

Southland Conference leading 14 double-doubles during the 2017-18 season at McNeese State.

Division I Debuts

Five players, including guard Chris Harris, forwards Darrious Agnew and Evan Morrison, and guards DQ Nicholas and Jordan Love made their NCAA Division I debuts in 2019-20. Harris, who is currently out with a knee injury, averaged 15.5 points per game in his first two contests.

Big Stops

Southeast Missouri's defense locked down to draw a charge and get two stops in the final 35 seconds to secure its 79-78 win over Purdue Fort Wayne (Nov. 10). Isaiah Gable stepped in front of Dylan Carl to draw a big foul with 35 seconds on the clock. The Mastodons then had two chances in the final six seconds, but SEMO forced a missed 3-pointer and layup to come away with the win.

Welcome to Division I Basketball

Six of the 15 players on Southeast Missouri's 2019-20 roster never played NCAA Division I basketball. DQ Nicholas, Jordan Love, Chris Harris, Evan Morrison, Jakob Medina and Darrious Agnew formed that group entering the year. Nicholas, Harris, Agnew, Love and Morrison have played so far this season.

Owens and Crump Join Coaching Staff

Southeast Missouri added assistant coaches Tarrance Crump and Jason Owens to its staff in June. Crump spent three years as an assistant coach at fellow Ohio Valley Conference member SIU Edwardsville (2016-18). SEMO head coach Rick Ray coached Crump when he was a student-athlete at Purdue. Owens joined the Redhawks after working two years as an assistant coach on Kim Anderson's staff at Pittsburg State.

Worth Noting

Of the 353 NCAA Division I men's basketball programs in the nation and discounting the Historically Black Colleges and Universities, Southeast Missouri is one of only five programs that have full-time coaching

staffs comprised entirely of African-Americans. SEMO joins Georgetown, North Carolina State, Houston and Detroit Mercy

Fifth Year for Ray

Rick Ray is in his fifth year as head coach at Southeast Missouri. The Redhawks finished their 2018-19 season with an overall record of 10-21 and 5-13 Ohio Valley Conference mark. Prior to his first head coaching job at Mississippi State, Ray made the NCAA Tournament as an assistant coach with three different programs, including Purdue, Clemson and Indiana State.

Returning Scorers

Southeast Missouri has three of its top four scorers back from last season. Skyler Hogan (10.6 ppg), Alex Caldwell (8.7 ppg) and Isaiah Gable (8.1 ppg) ranked second, third and fourth on the team in 2018-19, respectively. The trio accounted for 35 percent of the Redhawks scoring output.

Roster Makeup

The Redhawks 2019-20 roster consists of 15 players, including two seniors, six juniors, four sophomores and three freshmen. Southeast Missouri has a total of six newcomers on this year's squad. SEMO's roster is comprised of players from nine different states (Alabama, Florida, Georgia, Illinois, Mississippi, Missouri, North Carolina, Ohio, South Carolina).

Season 113

Southeast Missouri is in its 113th season of basketball. This year marks SEMO's 29th as an NCAA Division I program. The Redhawks are 339-494 all-time at the Division I level. SEMO joined the Division I ranks in 1991-92.

Redhawks 11th in OVC Preseason Poll

Southeast Missouri was picked 11th in the 2019-20 Ohio Valley Conference Basketball Preseason Poll announced Oct. 22 during the league's annual media day at the Double Tree Hotel. SEMO tallied 49 points in the overall voting by the OVC Head Coaches and Communication Directors. Belmont, which received 17 of the 24 first-place votes, was tabbed this year's favorite. Murray State

followed with 223 points and seven first-place nods. The Bruins and Racers shared the OVC regular-season title last season. MSU won the OVC Tournament crown and both teams advanced to the NCAA Tournament. Jacksonville State (187 pts.), Austin Peay (180 pts.), UT Martin (154 pts.), Eastern Kentucky (128 pts.), Eastern Illinois (124 pts.), Morehead State (113 pts.), Tennessee State (90 pts.) and SIU Edwardsville (63 pts.) were also picked ahead of SEMO. Tennessee Tech completed the poll with 36 points. Austin Peay guard/forward Terry Taylor was selected Preseason OVC Player of the Year.

Redhawks in Professional Basketball

Antonius Cleveland, who was at Southeast Missouri for four years from 2013-17, plays for the Dallas Mavericks and is on a two-way contract with the Texas Legends of the NBA G League. Cleveland re-signed with the Mavericks on July 25, 2019. He has played in a total of 17 NBA games between his time with Dallas (13) and Atlanta (4). Cousins Tyler Stone and Jarekious Bradley, once teammates at Southeast Missouri, are both playing overseas. Stone is with New Basket Brindisi of the Italian Lega Basket Serie A (LBA) and Bradley is with Joensuu Kataja Basket in Finland. Stone also played professionally in Turkey, Greece, Japan, Israel and Russia before joining his current team in Italy. Meanwhile, Bradley played in Slovakia and Germany before joining his current team in Finland.



HEAD COACH RICK RAY



- Head Coach
- Fifth Year
- Grand View College, 1994

RICK RAY

Rick Ray is in his fifth year as head coach at Southeast Missouri.

SEMO concluded its 2018-19 campaign with an overall record of 10-21 and 5-13 in the Ohio Valley Conference.

The Redhawks return three starters from last year's team which ranked second in the OVC in 3-point field goal percentage defense (.320), third in 3-point field goals made (8.6 per game) and fourth in 3-point field goal percentage (.370). SEMO also tied for fourth in defensive rebounding percentage (.717) and rated fifth in defensive rebounds (25.7 rpg).

The year before, SEMO finished its 2017-18 season with an overall record of 14-17 and 8-10 mark in the OVC. The Redhawks were seventh in the league standings, three spots ahead of where they were picked in the preseason poll.

The Redhawks drained a single-season school record 289 three-pointers in Ray's third year as head coach. SEMO made 10 or more 3-pointers in 15 contests and led the OVC with a .392 three-point field goal percentage.

Guards Denzel Mahoney and Ledarrius Brewer represented SEMO on the 2017-18 All-Ohio Valley Conference teams.

Mahoney earned first-team honors, while Brewer secured All-Newcomer accolades.

Ray led SEMO to a +10 increase in the win column as the Redhawks were the 22nd Most Improved Team in NCAA Division I Basketball during the 2016-17 season. SEMO finished at 15-18 and second in the OVC West Division with a 9-7 record after going 5-24 and placing last in the league in 2015-16.

SEMO made its 15th all-time OVC Tournament appearance with Ray winning the first game he coached at the event when the Redhawks erased a 14-point deficit to beat Tennessee State in overtime.

Statistically, SEMO made huge strides from the previous season. The Redhawks ranked among the top-five in the OVC in several categories, including steals (1st, 7.7), assist/turnover ratio (5th, 1.1) and 3-point field goals made (5th, 8.0). SEMO made its biggest jump from the 2015-16 season in turnover margin (8th to 1st), 3-point field goal percentage (last to 2nd) and free throw percentage (last to 2nd). Nationally, the Redhawks went from 331st to 49th in free throw percentage and 336th to 59th in total 3-point field goals made, while improving in many other areas during

the 2016-17 campaign.

Additionally, Ray coached a pair of All-OVC selections in guards Antonius Cleveland and Mahoney. Cleveland, who earned first-team honors, became the first SEMO player to make the national College Slam Dunk Championship. Cleveland most recently re-signed with the Dallas Mavericks on a two-way contract with the Texas Legends (NBA G League).

Mahoney was the league's Freshman of the Year, a second-team pick, All-Newcomer selection and OVC All-Tournament Team honoree. It was the first time the Redhawks had multiple All-OVC selections since 2013-14 (Tyler Stone, Jarekious Bradley).

Following the 2016-17 campaign, Ray received a two-year contract extension that runs through the 2020-21 season.

Ray was introduced as the 20th head coach in SEMO men's basketball history on April 13, 2015. He is the first African-American head coach in the 112-year history of the program.

A tireless worker, Ray is structuring his program to achieve success both on the court and in the classroom.

SEMO posted a 3.31 GPA during Summer, 2019. The Redhawks had seven players obtain a 4.0 GPA and 12 achieve a 3.0 or higher mark.

In his first summer on the job, Ray challenged his players to excel academically and they did so by accumulating a 3.38 grade point average, the program's highest in a summer term.

Twelve of the 15 players enrolled in summer classes

posted a 3.0 or higher GPA. To take it even further, Ray convinced other players to remain on campus and finish what they started. As a result, seven players graduated. Nino Johnson, Jarekious Bradley, Darrian Gray and J.J. Thompson, along with former players Corey Wilford, Waylon Jones and Dainmon Gonner all earned their bachelor degrees.

The next summer, the Redhawks recorded a 3.33 GPA with six players achieving a 4.0 and 11 notching a 3.0 or higher GPA.

In Fall, 2017, SEMO's men's basketball team made the biggest improvement of all Redhawk athletic teams from the previous Fall, 2016 semester when it raised its grade point average .613 points to a 3.08. That fall, the basketball team was the only men's sport that registered a 3.0 GPA.

Ray's 2015-16 team was the first to play in a newly-renovated Show Me Center, which has served as home to Redhawk Basketball since 1987.

One of the best basketball arenas in the OVC, the Show Me Center received a new state-of-the-art center-hung video board, brand new telescopic seating, a new exterior roof and additional improvements to lighting and sound systems. All renovations were completed for the 2015-16 campaign.

Prior to SEMO, Ray spent three seasons as head coach at Mississippi State. He led the Bulldogs to a 2-2 mark in the SEC Tournament, including an upset win against Vanderbilt in 2013-14. Ray helped the development of two All-SEC



HEAD COACH RICK RAY

freshmen in Craig Sword and Gavin Ware, as his recruiting classes received national attention. In addition, Ray had a 100 percent graduation rate during his tenure at MSU.

Certainly no stranger to NCAA postseason play, Ray has been an assistant at three different institutions that enjoyed success at the highest level.

Before arriving in Starkville, Mississippi, Ray spent two seasons at Clemson, where he was associate head coach to Brad Brownell. Ray also spent four successful years on the staff of Matt Painter at Purdue. He began his Division I coaching career at Indiana State, serving seven seasons.

All three programs participated in the NCAA Tournament. While at Clemson coaching in the highly-competitive Atlantic Coast Conference, the Tigers won 38 games during Ray's two-year stint as associate head coach. In 2010-11, the Tigers finished the year with a 22-12 overall record and 9-7 mark in the ACC en route to making the NCAA Tournament for the fourth-straight season. Clemson advanced to the second round of the tournament that year.

Ray was an assistant coach from 2006-10 under Painter at Purdue, where the Boilermakers won 103 games during his first four years on staff, including 15 victories over Top 25 competition. During his tenure, Purdue advanced to the NCAA Tournament each season and made the Sweet 16 his last two years there.

In 2009, the Boilermakers won the Big Ten Tournament and

secured a No. 5 seed in the NCAA Tournament. A year later, Ray helped the Boilermakers to 29 wins, tied for the most in Purdue history for a single season. Purdue earned a No. 4 seed and lost in the round of 16 to eventual NCAA champion Duke during the 2010 NCAA Tournament.

Ray was part of the 2006-07 Purdue staff that signed arguably the top class in school history, a group that was rated No. 5 nationally by Scout.com and No. 6 by Rivals.com. That class included All-Americans Robbie Hummel and JaJuan Johnson and current NBA player E'Twaun Moore.

While at Purdue, Ray was on Painter's staff that also included Cuonzo Martin (Missouri head coach), and Paul Lusk (former Missouri State head coach).

Ray coached at Missouri Valley Conference member Indiana State for a period of seven years (1997-2004), helping ISU to consecutive 20-win seasons and NCAA Tournament appearances in 1999-2000 and 2000-01. In 1999-2000, the Sycamores compiled a 14-4 record in the MVC and won the regular season title. ISU then won the MVC Tournament the following season. The Sycamores later upset No. 4 seed Oklahoma in the first round of the 2001 NCAA Tournament. In addition, Ray was part of the ISU staff that defeated perennial power Indiana in back-to-back seasons.

Following his time at ISU, Ray spent two seasons (2004-06) as an assistant coach and recruiting coordinator at Northern

Illinois. In 2005-06, the Huskies were regular season Western Division champions in the Mid-American Conference for the first time in school history with a 17-11 overall record and 12-6 ledger in the MAC.

Ray began his coaching career as a graduate assistant at the University of Nebraska-Omaha, a Division II program. He helped orchestrate a seven-win turnaround during his second season in 1996-97.

A standout player for Grand View College (Iowa), Ray was an All-American Scholar-Athlete and honorable mention all-conference performer in 1993.

He earned his undergraduate

degree in applied mathematics and secondary education from Grand View in 1994. Ray received his master's degree in athletic administration from Nebraska-Omaha in 1997.

Those type of heralded credentials helped Ray make the transition to head coach.

In 2013, he was the recipient of Grand View's Distinguished Alumni Award.

Born in Gardena, California, Ray moved to Kansas City, Kansas with his family when he was six years old.

Ray and his wife, Breyana, have two sons, Deacon and Mason, and a daughter, Katriece.





RICK RAY YEAR-BY-YEAR RECORDS

<u>Year</u>	<u>School</u>	<u>Assignment</u>	<u>Record</u>	<u>Conference</u>	<u>Postseason</u>
1995-96	Nebraska-Omaha	Graduate Assistant	-	-	-
1996-97	Nebraska-Omaha	Graduate Assistant	-	-	-
1997-98	Indiana State	Assistant Coach	16-11	10-8	-
1998-99	Indiana State	Assistant Coach	15-12	10-8	-
1999-00	Indiana State	Assistant Coach	22-10	14-4	NCAA Tournament First Round
2000-01	Indiana State	Assistant Coach	22-12	10-8	NCAA Tournament Second Round
2001-02	Indiana State	Assistant Coach	6-22	4-14	-
2002-03	Indiana State	Assistant Coach	7-24	2-16	-
2003-04	Indiana State	Assistant Coach	9-19	5-13	-
2004-05	Northern Illinois	Assistant Coach	11-17	7-11	-
2005-06	Northern Illinois	Assistant Coach	17-11	12-6	-
2006-07	Purdue	Assistant Coach	22-12	9-7	NCAA Tournament Second Round
2007-08	Purdue	Assistant Coach	25-9	15-3	NCAA Tournament Second Round
2008-09	Purdue	Assistant Coach	27-10	11-7	NCAA Tournament Sweet 16
2009-10	Purdue	Assistant Coach	29-6	14-4	NCAA Tournament Sweet 16
2010-11	Clemson	Associate Head Coach	22-12	9-7	NCAA Tournament Second Round
2011-12	Clemson	Associate Head Coach	16-15	8-8	-
2012-13	Mississippi State	Head Coach	10-22	4-14	-
2013-14	Mississippi State	Head Coach	14-19	3-15	-
2014-15	Mississippi State	Head Coach	13-19	6-12	-
2015-16	Southeast Missouri	Head Coach	5-24	2-14	-
2016-17	Southeast Missouri	Head Coach	15-18	9-7	OVC Tournament Quarterfinals
2017-18	Southeast Missouri	Head Coach	14-17	8-10	-
2018-19	Southeast Missouri	Head Coach	10-21	5-13	-
2019-20	Southeast Missouri	Head Coach	4-13	0-4	-

Career Record: 84-153 (8 years)


Record at Southeast Missouri: 47-93, 24-48 OVC (5 years)

Record at Mississippi State: 37-60, 13-41 SEC (3 years)

Record as a college assistant/associate head coach: 266-202



RADIO/TV ROSTER



0 Alex Caldwell
G / 6-0 / 160 / So.
Columbia, S.C.



1 Khalil Cuffee
G / 6-4 / 205 / So.
Fairburn, Ga.




2 Jordan Love
G / 6-5 / 180 / R-Fr.
Durham, N.C.



3 Skyler Hogan
G / 6-5 / 205 / Sr.
Melbourne, Fla.



4 Oscar Kao
G / 6-0 / 170 / Jr.
Tapei, Taiwan



5 Chris Harris
G / 6-3 / 205 / Jr.
Antioch, Ill.



10 Quatarrius Wilson
F / 6-8 / 215 / Sr.
Mobile, Ala.




11 DQ Nicholas
G / 6-1 / 180 / Fr.
Atlanta, Ga.




12 Evan Morrison
F / 6-8 / 190 / Jr.
Lee's Summit, Mo.




13 Isaiah Gable
F / 6-7 / 200 / Jr.
Greenville, Ohio



15 Nana Akenten
G / 6-6 / 215 / Jr.
Bolingbrook, Ill.



20 Jakob Medina
G / 6-2 / 175 / Fr.
Chicago, Ill.



23 Sage Tolbert
F / 6-8 / 210 / So.
Richmond, Texas



25 Nygal Russell
G / 6-4 / 205 / So.
Houston, Texas



44 Darrious Agnew
F / 6-8 / 220 / Jr.
Starkville, Miss.



Rick Ray
Head Coach
Fifth Year



Keith Pickens
Assistant Coach
Second Year




Tarrance Crump
Assistant Coach
First Year



Jason Owens
Assistant Coach
First Year



Al Myers
Dir. of Operations
Second Year



Mark Laros
Graduate Assistant





2019-20 OVERALL STATISTICS



2019-20 Southeast Missouri Basketball Southeast Missouri Combined Team Statistics (as of Jan 11, 2020) All games



RECORD:	OVERALL	HOME	AWAY	NEUTRAL
ALL GAMES	4-13	3-3	0-9	1-1
CONFERENCE	0-4	0-2	0-2	0-0
NON-CONFERENCE	4-9	3-1	0-7	1-1

#	Player	gp-gs	min	avg	Total		3-Point		F-Throw		Rebounds				pf	dq	a	to	blk	stl	pts	avg
					fg-fga	fg%	3fg-fga	3fg%	ft-fa	ft%	off	def	tot	avg								
05	HARRIS, Chris	2-0	54	27.0	9-15	.600	5-7	.714	8-10	.800	0	6	6	3.0	5	0	2	5	1	0	31	15.5
00	CALDWELL, Alex	17-15	504	29.6	70-167	.419	24-72	.333	24-30	.800	7	21	28	1.6	31	1	37	34	9	21	188	11.1
23	TOLBERT, Sage	17-17	438	25.8	53-102	.520	0-4	.000	46-73	.630	43	67	110	6.5	44	0	16	36	9	14	152	8.9
11	NICHOLAS, DQ	17-14	448	26.4	48-112	.429	12-37	.324	41-52	.788	3	44	47	2.8	26	0	22	31	4	11	149	8.8
03	HOGAN, Skyler	17-17	472	27.8	48-123	.390	21-58	.362	20-25	.800	8	67	75	4.4	26	1	14	22	1	9	137	8.1
44	AGNEW, Darrius	13-5	175	13.5	34-72	.472	2-7	.286	17-26	.654	12	23	35	2.7	26	0	7	16	0	9	87	6.7
10	WILSON, Quatarrius	17-12	358	21.1	38-93	.409	1-8	.125	35-60	.583	40	56	96	5.6	54	3	17	27	8	9	112	6.6
13	GABLE, Isaiah	16-0	322	20.1	32-82	.390	17-54	.315	4-10	.400	5	30	35	2.2	30	0	9	13	1	5	85	5.3
01	CUFFEE, Khalil	4-0	36	9.0	5-16	.313	0-10	.000	5-7	.714	0	3	3	0.8	4	0	3	2	1	0	15	3.8
04	KAQ, Oscar	17-4	262	15.4	24-76	.316	4-18	.222	11-15	.733	5	14	19	1.1	34	1	22	18	0	8	63	3.7
25	RUSSELL, Nygal	14-1	180	12.9	19-53	.358	1-15	.067	10-14	.714	4	29	33	2.4	18	0	12	16	1	7	49	3.5
02	LOVE, Jordan	12-0	113	9.4	8-24	.333	1-5	.200	5-10	.500	2	12	14	1.2	5	0	3	5	0	3	22	1.8
12	MORRISON, Evan	9-0	38	4.2	2-7	.286	2-6	.333	0-0	.000	0	1	1	0.1	2	0	0	1	0	1	6	0.7
Team											25	29	54				6					
Total.....		17	3400		390-942	.414	90-301	.299	226-332	.681	154	402	556	32.7	305	6	164	232	35	97	1096	64.5
Opponents.....		17	3400		454-959	.473	134-367	.365	208-303	.686	156	464	620	36.5	310	-	262	225	55	97	1250	73.5

TEAM STATISTICS	SEMO	OPP	Date	Opponent	Score	Att.
SCORING	1096	1250	11-06-19	at Vanderbilt	L 65-83	8097
Points per game	64.5	73.5	11-10-19	PURDUE FORT WAYNE	w 79-78	1685
Scoring margin	-9.1	-	11-19-19	THE CITADEL	L 69-74	1087
FIELD GOALS-ATT	390-942	454-959	11-22-19	MISSOURI S&T	w 72-71	721
Field goal pct	.414	.473	! 11-27-19	vs Cal St. Fullerton	L 57-64	912
3 POINT FG-ATT	90-301	134-367	! 11-29-19	at Santa Clara	L 75-87	1009
3-point FG pct	.299	.365	! 11-30-19	vs Denver	w 66-51	0
3-pt FG made per game	5.3	7.9	12-05-19	at Abilene Christian	L 64-73	1982
FREE THROWS-ATT	226-332	208-303	12-07-19	at Drake	L 73-78	2723
Free throw pct	.681	.686	12-15-19	at Youngstown St.	L 50-65	1243
F-Throws made per game	13.3	12.2	12-17-19	at Ohio St.	L 48-80	13177
REBOUNDS	556	620	12-21-19	at Southern Ill.	L 45-64	4293
Rebounds per game	32.7	36.5	12-29-19	MISSOURI BAPTIST	w 74-59	1001
Rebounding margin	-3.8	-	* 01-02-20	at Austin Peay	L 63-78	917
ASSISTS	164	262	* 01-04-20	at Murray St.	L 59-81	4125
Assists per game	9.6	15.4	* 01-09-20	BELMONT	L 64-89	1097
TURNOVERS	232	225	* 01-11-20	TENNESSEE STATE	L 73-75	1012
Turnovers per game	13.6	13.2				
Turnover margin	-0.4	-				
Assist/turnover ratio	0.7	1.2				
STEALS	97	97				
Steals per game	5.7	5.7				
BLOCKS	35	55				
Blocks per game	2.1	3.2				
ATTENDANCE	6603	38478				
Home games-Avg/Game	6-1100	9-4174				
Neutral site-Avg/Game	-	2-456				

Score by Periods	1st	2nd	Totals
Southeast Missouri	539	557	1096
Opponents	606	644	1250

* = Conference game
! = Cable Car Classic (Santa Clara, Calif.)



2019-20 OVC STATISTICS



2019-20 Southeast Missouri Basketball Southeast Missouri Combined Team Statistics (as of Jan 11, 2020) Conference games only



RECORD:	OVERALL	HOME	AWAY	NEUTRAL
ALL GAMES	0-4	0-2	0-2	0-0
CONFERENCE	0-4	0-2	0-2	0-0
NON-CONFERENCE	0-0	0-0	0-0	0-0

#	Player	gp-gs	min	avg	Total		3-Point		F-Throw		Rebounds				pf	dq	a	to	blk	stl	pts	avg
					fg-fga	fg%	3fg-fga	3fg%	ft-fa	ft%	off	def	tot	avg								
00	CALDWELL, Alex	4-2	109	27.3	23-45	.511	6-19	.316	4-5	.800	3	1	4	1.0	6	0	8	6	4	3	56	14.0
23	TOLBERT, Sage	4-4	110	27.5	12-21	.571	0-1	.000	13-19	.684	10	10	20	5.0	8	0	4	8	5	4	37	9.3
11	NICHOLAS, DQ	4-2	111	27.8	14-29	.483	3-9	.333	6-6	1.000	1	11	12	3.0	5	0	5	6	1	3	37	9.3
10	WILSON, Quatarrius	4-4	88	22.0	14-26	.538	0-1	.000	5-9	.556	11	8	19	4.8	13	0	4	8	0	2	33	8.3
13	GABLE, Isaiah	4-0	88	22.0	10-24	.417	6-17	.353	2-3	.667	2	7	9	2.3	5	0	2	4	1	2	28	7.0
04	KAO, Oscar	4-3	70	17.5	8-22	.364	2-6	.333	6-6	1.000	1	8	9	2.3	12	0	7	6	0	0	24	6.0
03	HOGAN, Skyler	4-4	109	27.3	7-27	.259	4-14	.286	5-5	1.000	2	11	13	3.3	7	0	2	2	1	0	23	5.8
02	LOVE, Jordan	4-0	58	14.5	4-12	.333	0-1	.000	4-6	.667	2	4	6	1.5	3	0	3	3	0	1	12	3.0
25	RUSSELL, Nygal	2-1	22	11.0	2-6	.333	0-0	.000	0-0	.000	0	3	3	1.5	1	0	1	0	0	0	4	2.0
01	CUFFEE, Khalil	3-0	19	6.3	2-8	.250	0-5	.000	1-2	.500	0	1	1	0.3	3	0	1	1	1	0	5	1.7
12	MORRISON, Evan	3-0	16	5.3	0-2	.000	0-2	.000	0-0	.000	0	0	0	0.0	1	0	0	1	0	0	0	0.0
Team											5	5	10									
Total.....		4	800		96-222	.432	21-75	.280	46-61	.754	37	69	106	26.5	64	0	37	45	13	15	259	64.8
Opponents.....		4	800		123-226	.544	33-77	.429	44-58	.759	41	100	141	35.2	63	-	71	46	12	19	323	80.8

TEAM STATISTICS	SEMO	OPP	Date	Opponent	Score	Att.
SCORING	259	323	* 01-02-20	at Austin Peay	L 63-78	917
Points per game	64.8	80.8	* 01-04-20	at Murray St.	L 59-81	4125
Scoring margin	-16.0	-	* 01-09-20	BELMONT	L 64-89	1097
FIELD GOALS-ATT	96-222	123-226	* 01-11-20	TENNESSEE STATE	L 73-75	1012
Field goal pct	.432	.544	* = Conference game			
3 POINT FG-ATT	21-75	33-77	! = Cable Car Classic (Santa Clara, Calif.)			
3-point FG pct	.280	.429				
3-pt FG made per game	5.3	8.3				
FREE THROWS-ATT	46-61	44-58				
Free throw pct	.754	.759				
F-Throws made per game	11.5	11.0				
REBOUNDS	106	141				
Rebounds per game	26.5	35.2				
Rebounding margin	-8.7	-				
ASSISTS	37	71				
Assists per game	9.3	17.8				
TURNOVERS	45	46				
Turnovers per game	11.3	11.5				
Turnover margin	+0.3	-				
Assist/turnover ratio	0.8	1.5				
STEALS	15	19				
Steals per game	3.8	4.8				
BLOCKS	13	12				
Blocks per game	3.3	3.0				
ATTENDANCE	2109	5042				
Home games-Avg/Game	2-1054	2-2521				
Neutral site-Avg/Game	-	0-0				

Score by Periods	1st	2nd	Totals
Southeast Missouri	137	122	259
Opponents	159	164	323



2019-20 BASKETBALL NOTES

Comparison Game-by-Game (Southeast Missouri/Opponent)

Opponent	1st	2nd	Score	Mar	Total FG	FG Pct	3-Pointers	3FG Pct	Free Throws	FT Pct	Rebounds (Mar)	Assist	T/Over	Block	Steal	Fouls
Vanderbilt	32/32	33/51	65-83	(18)	25-58/30-61	.431/.492	3-13/14-34	.231/.412	12-18/9-14	.667/.643	38/35 +3	5/17	16/12	2/8	4/8	14/18
Purdue Fort Wayne	40/32	39/46	79-78	+1	25-56/26-64	.446/.406	8-17/10-31	.471/.323	21-30/16-22	.700/.727	35/42 (7)	16/15	10/15	0/0	5/2	20/26
The Citadel	32/40	37/34	69-74	(5)	27-62/26-59	.435/.441	4-21/11-25	.190/.440	11-18/11-15	.611/.733	36/41 (5)	9/22	19/18	3/0	8/5	19/18
Missouri S&T	42/44	30/27	72-71	+1	26-55/25-63	.473/.397	5-13/11-26	.385/.423	15-29/10-15	.517/.667	41/33 +8	10/15	10/8	2/2	3/5	17/21
Cal State Fullerton	31/38	26/26	57-64	(7)	19-59/22-52	.322/.423	4-16/4-12	.250/.333	15-19/16-26	.789/.615	36/39 (3)	6/12	11/12	3/7	7/6	22/19
Santa Clara	30/43	45/44	75-87	(12)	23-50/31-56	.460/.554	4-15/12-22	.267/.545	25-33/13-22	.758/.591	27/31 (4)	9/18	15/14	3/6	9/3	25/25
Denver	29/20	37/31	66-51	+15	27-50/20-52	.540/.385	7-24/1-16	.292/.063	5-8/10-18	.625/.556	33/32 +1	13/9	22/20	0/1	12/12	20/16
Abilene Christian	23/33	41/40	64-73	(9)	19-54/23-56	.352/.411	2-13/5-19	.154/.263	24-28/22-27	.857/.815	35/39 (4)	6/11	14/14	3/2	7/8	19/20
Drake	43/37	30/41	73-78	(5)	25-50/24-51	.500/.471	10-19/6-23	.526/.261	13-23/24-34	.565/.706	36/29 +7	12/9	18/10	1/5	7/9	22/19
Youngstown State	24/38	26/27	50-65	(15)	20-59/26-51	.339/.510	7-19/5-18	.368/.278	3-14/8-15	.214/.533	36/40 (4)	12/14	14/16	0/4	6/6	17/16
Ohio State	26/35	22/45	48-80	(32)	16-60/30-51	.267/.588	4-19/13-27	.211/.481	12-14/7-12	.857/.583	25/44 (19)	5/23	12/21	0/6	3/4	17/16
Southern Illinois	20/32	25/32	45-64	(19)	17-51/23-54	.333/.426	5-15/8-23	.333/.348	6-10/10-14	.600/.714	32/37 (5)	7/16	15/10	1/1	5/6	15/16
Missouri Baptist	30/23	44/36	74-59	+15	25-56/25-63	.446/.397	6-22/1-14	.273/.071	18-27/8-11	.667/.727	30/37 +3	17/10	11/9	4/1	6/4	14/17
Austin Peay	24/41	39/37	63-78	(15)	24-54/27-55	.444/.491	7-19/11-23	.368/.478	8-10/13-18	.800/.722	21/41 (20)	12/17	11/12	3/4	6/3	20/13
Murray State	33/42	26/39	59-81	(22)	23-59/32-53	.390/.604	4-17/4-14	.235/.286	9-14/13-17	.643/.765	25/39 (14)	6/15	7/11	5/2	3/4	17/18
Belmont	35/40	28/49	64-89	(25)	24-56/38-61	.429/.623	2-18/9-19	.111/.474	14-16/4-6	.875/.667	27/31 (4)	8/27	11/9	3/2	3/4	12/15
Tennessee State	44/36	29/39	73-75	(2)	25-53/26-57	.472/.456	8-21/9-21	.381/.429	13-21/14-17	.714/.824	33/30 +3	11/12	16/14	2/4	3/8	15/17
Austin Peay																
Murray State																
SIU Edwardsville																
Eastern Illinois																
Morehead State																
Eastern Kentucky																
Jacksonville State																
Tennessee Tech																
UT Martin																
SIU Edwardsville																
Jacksonville State																
Tennessee Tech																
Eastern Illinois																
UT Martin																

Points in the Paint, Second Chance Points, Points Off Turnovers, Fastbreak Points, Bench Points

Opponent	W/L	POINTS IN THE PAINT		2ND CHANCE POINTS		POINTS OFF TURNOVERS		FAST BREAK POINTS		BENCH POINTS	
		SEMO	OPP.	SEMO	OPP.	SEMO	OPP.	SEMO	OPP.	SEMO	OPP.
Vanderbilt	L	42	30	17	4	10	17	13	15	34	28
Purdue Fort Wayne	W	28	30	12	16	20	12	6	2	26	12
The Citadel	L	36	26	12	15	15	17	10	2	16	16
Missouri S&T	W	18	14	17	16	8	6	0	0	23	13
Cal State Fullerton	L	28	28	16	12	13	11	5	13	24	14
Santa Clara	L	34	34	2	3	22	16	19	10	27	22
Denver	W	26	30	12	8	17	18	11	5	15	11
Abilene Christian	L	24	36	10	4	10	17	13	25	7	19
Drake	L	26	28	4	4	11	25	2	8	11	20
Youngstown State	L	24	38	5	12	13	9	9	15	19	20
Ohio State	L	20	32	8	3	3	15	4	10	27	28
Southern Illinois	L	18	30	11	9	6	10	5	1	9	22
Missouri Baptist	W	34	38	7	7	9	12	6	6	35	4
Austin Peay	L	26	30	7	18	10	14	13	10	24	13
Murray State	L	28	54	15	14	18	8	7	8	13	34
Belmont	L	22	52	10	3	6	20	6	2	18	31
Tennessee State	L	20	30	15	12	13	28	2	4	32	31
Austin Peay											
Murray State											
SIU Edwardsville											
Eastern Illinois											
Morehead State											
Eastern Kentucky											
Jacksonville State											
Tennessee Tech											
UT Martin											
SIU Edwardsville											
Jacksonville State											
Tennessee Tech											
Eastern Illinois											
UT Martin											



2019-20 BASKETBALL NOTES

Game-by-Game Leaders

Opponent	W/L	Score	Points	Rebounds	Assists	Blocks	Steals
Vanderbilt	L	65-83	Harris - 15	Wilson - 13	Wilson, Tolbert, Caldwell, Hogan, Nicholas - 1	Wilson, Harris - 1	Wilson - 2
Purdue Fort Wayne	W	79-78	Harris - 16	Wilson, Tolbert - 8	Wilson - 4	-	Wilson, Tolbert - 2
The Citadel	L	69-74	Nicholas - 24	Wilson - 7	Caldwell - 6	Wilson - 3	Hogan, Gable - 2
Missouri S&T	W	72-71	Tolbert - 16	Tolbert - 9	Tolbert, Caldwell, Kao - 2	Caldwell, Nicholas - 1	Tolbert, Nicholas, Russell - 1
Cal State Fullerton	L	57-64	Agnew - 15	Tolbert - 10	Agnew, Wilson - 2	Wilson - 2	Caldwell, Kao, Agnew - 2
Santa Clara	L	75-87	Caldwell - 16	Hogan - 6	Caldwell - 4	Wilson, Caldwell, Russell - 1	Caldwell - 5
Denver	W	66-51	Caldwell, Hogan - 16	Wilson - 11	Kao - 6	-	Caldwell, Kao - 3
Abilene Christian	L	64-73	Nicholas - 21	Tolbert - 9	Tolbert, Nicholas - 2	Tolbert - 2	Nicholas - 3
Drake	L	73-78	Caldwell - 18	Hogan - 12	Agnew - 4	Caldwell - 1	Agnew, Nicholas - 2
Youngstown State	L	50-65	Agnew - 17	Agnew, Hogan, Gable - 6	Caldwell - 4	-	Agnew - 2
Ohio State	L	48-80	Nicholas, Gable - 10	Tolbert - 6	Wilson - 2	-	Tolbert, Caldwell, Kao - 1
Southern Illinois	L	45-64	Hogan - 15	Hogan, Wilson - 7	Nicholas - 2	Nicholas - 1	Russell - 2
Missouri Baptist	W	74-59	Caldwell - 15	Tolbert - 11	Caldwell - 5	Tolbert - 2	Caldwell - 3
Austin Peay	L	63-78	Caldwell - 12	Tolbert - 4	Wilson, Caldwell, Hogan, Kao, Nicholas - 2	Tolbert - 2	Tolbert - 3
Murray State	L	59-81	Caldwell - 18	Hogan - 6	Caldwell - 3	Tolbert, Caldwell, Cuffee, Nicholas, Gable - 1	Caldwell - 2
Belmont	L	64-89	Kao - 15	Wilson, Tolbert, Kao, Nicholas - 5	Kao - 4	Tolbert, Caldwell, Hogan - 1	Tolbert, Love, Gable - 1
Tennessee State	L	73-75	Nicholas - 16	Wilson - 8	Caldwell - 3	Tolbert, Caldwell - 1	Wilson, Nicholas, Gable - 1
Austin Peay							
Murray State							
SIU Edwardsville							
Eastern Illinois							
Morehead State							
Eastern Kentucky							
Jacksonville State							
Tennessee Tech							
UT Martin							
SIU Edwardsville							
Jacksonville State							
Tennessee Tech							
Eastern Illinois							
UT Martin							

Game-by-Game Starters

Opponent	W/L	Score	Guard	Guard	Guard	Forward	Forward	First Man Off the Bench
Vanderbilt	L	65-83	Caldwell	Hogan	Kao	Tolbert	Wilson	Russell, 6 pts., 2 reb., 24 min.
Purdue Fort Wayne	W	79-78	Caldwell	Hogan	Nicholas	Tolbert	Wilson	Kao, 2 pts., 6 min.
The Citadel	L	69-74	Caldwell	Hogan	Nicholas	Tolbert	Wilson	Darrius Agnew, 4 pts., 3 reb., 10 min.
Missouri S&T	W	72-71	Caldwell	Hogan	Nicholas	Tolbert	Wilson	Kao, 10 pts., 22 min.
Cal State Fullerton	L	57-64	Caldwell	Hogan	Nicholas	Tolbert	Wilson	Russell, 1 pt., 2 reb., 13 min.
Santa Clara	L	75-87	Caldwell	Hogan	Nicholas	Tolbert	Wilson	Agnew, 7 pts., 2 reb., 13 min.
Denver	W	66-51	Caldwell	Hogan	Nicholas	Tolbert	Wilson	Agnew, 2 pts., 1 reb., 12 min.
Abilene Christian	L	64-73	Caldwell	Hogan	Nicholas	Tolbert	Wilson	Russell, 2 reb., 15 min.
Drake	L	73-78	Caldwell	Hogan	Nicholas	Tolbert	Agnew	Kao, 2 pts., 4 min.
Youngstown State	L	50-65	Caldwell	Hogan	Nicholas	Tolbert	Agnew	Wilson, 2 pts., 3 reb., 16 min.
Ohio State	L	48-80	Caldwell	Hogan	Nicholas	Tolbert	Agnew	Wilson, 5 pts., 3 reb., 19 min.
Southern Illinois	L	45-69	Caldwell	Hogan	Nicholas	Tolbert	Agnew	Gable, 2 pts., 17 min.
Missouri Baptist	W	74-59	Caldwell	Hogan	Nicholas	Tolbert	Agnew	Wilson, 6 pts., 5 reb., 23 min.
Austin Peay	L	63-78	Caldwell	Hogan	Russell	Tolbert	Wilson	Kao, 3 pts., 11 min.
Murray State	L	59-81	Caldwell	Hogan	Kao	Tolbert	Wilson	Gable, 11 pts., 3 reb., 29 min.
Belmont	L	64-89	Kao	Hogan	Nicholas	Tolbert	Wilson	Gable, 3 pts., 2 reb., 15 min.
Tennessee State	L	73-75	Kao	Hogan	Nicholas	Tolbert	Wilson	Love, 8 pts., 4 reb., 26 min.
Austin Peay								
Murray State								
SIU Edwardsville								
Eastern Illinois								
Morehead State								
Eastern Kentucky								
Jacksonville State								
Tennessee Tech								
UT Martin								
SIU Edwardsville								
Jacksonville State								
Tennessee Tech								
Eastern Illinois								
UT Martin								

Starting Lineup Combinations

Record	Guard	Guard	Guard	Forward	Forward
0-2	Caldwell	Hogan	Kao	Tolbert	Wilson
3-4	Caldwell	Hogan	Nicholas	Tolbert	Wilson
1-4	Caldwell	Hogan	Nicholas	Tolbert	Agnew
0-1	Caldwell	Hogan	Russell	Tolbert	Wilson
0-2	Kao	Hogan	Nicholas	Tolbert	Wilson



2019-20 BASKETBALL NOTES

	Score	FG-A	Pct.	3FG-A	Pct.	FT-A	Pct.	OFF	DEF	Total	E	A	TO	B	S
Southeast Missouri	L, 65-83	25-58	.431	3-13	.231	12-18	.667	14	24	38	14	5	16	2	4
Vanderbilt		30-61	.492	14-34	.412	9-14	.643	10	25	35	18	17	12	8	8
Southeast Missouri	W, 79-78	25-56	.446	8-17	.471	21-30	.700	8	27	35	20	16	10	0	5
Purdue Fort Wayne		26-64	.406	10-31	.323	16-22	.727	15	27	42	26	15	15	0	2
Southeast Missouri	L, 69-74	27-62	.435	4-21	.190	11-18	.611	10	26	36	19	9	19	3	8
The Citadel		26-59	.441	11-25	.440	11-15	.733	9	32	41	18	22	18	0	5
Southeast Missouri	W, 72-71	26-55	.473	5-13	.385	15-29	.517	10	31	41	17	10	10	2	3
Missouri S&T		25-63	.397	11-26	.423	10-15	.667	9	24	33	21	15	8	2	5
Southeast Missouri	L, 57-64	19-59	.322	4-16	.250	15-19	.789	10	26	36	22	6	11	3	7
Cal State Fullerton		22-52	.423	4-12	.333	16-26	.615	7	32	39	19	12	12	7	6
Southeast Missouri	L, 75-87	23-50	.460	4-15	.267	25-33	.758	3	24	27	25	9	15	3	9
Santa Clara		31-56	.554	12-22	.545	13-22	.591	4	27	31	25	18	14	6	3
Southeast Missouri	W, 66-51	27-50	.540	7-24	.292	5-8	.625	8	25	33	20	13	22	0	12
Denver		20-52	.385	1-16	.063	10-18	.556	14	18	32	16	9	20	1	12
Southeast Missouri	L, 64-73	19-54	.352	2-13	.154	24-28	.857	9	26	35	19	6	14	3	7
Abilene Christian		23-56	.411	5-19	.263	22-27	.815	10	29	39	20	11	14	2	8
Southeast Missouri	L, 73-78	25-50	.500	10-19	.526	13-23	.565	7	29	36	22	12	18	1	7
Drake		24-51	.471	6-23	.261	24-34	.706	5	24	29	19	9	10	5	9
Southeast Missouri	L, 50-65	20-59	.339	7-19	.368	3-14	.214	13	23	36	17	12	14	0	6
Youngstown State		26-51	.510	5-18	.278	8-15	.533	7	33	40	16	14	16	4	6
Southeast Missouri	L, 48-80	16-60	.267	4-19	.211	12-14	.857	8	17	25	17	5	12	0	3
Ohio State		30-51	.588	13-27	.481	7-12	.583	7	37	44	16	23	21	6	4
Southeast Missouri	L, 45-64	17-51	.333	5-15	.333	6-10	.600	10	22	32	15	7	15	1	5
Southern Illinois		23-54	.426	8-23	.348	10-14	.714	11	26	37	16	16	10	1	6
Southeast Missouri	W, 74-59	25-56	.446	6-22	.273	18-27	.667	7	33	40	14	17	11	4	6
Missouri Baptist		25-63	.397	1-14	.071	8-11	.727	7	30	37	17	10	9	1	4
Southeast Missouri	L, 63-78	24-54	.444	7-19	.368	8-10	.800	6	15	21	20	12	11	3	6
Austin Peay		27-55	.491	11-23	.478	13-18	.722	15	26	41	13	17	12	4	3
Southeast Missouri	L, 59-81	23-59	.390	4-17	.235	9-14	.643	13	12	25	17	6	7	5	3
Murray State		32-53	.604	4-14	.286	13-17	.765	12	27	39	18	15	11	2	4
Southeast Missouri	L, 64-89	24-56	.429	2-18	.111	14-16	.875	8	19	27	12	8	11	3	3
Belmont		38-61	.623	9-19	.474	4-6	.667	5	26	31	15	27	9	2	4
Southeast Missouri	L, 73-75	25-53	.472	8-21	.381	15-21	.714	10	23	33	15	11	16	2	3
Tennessee State		26-57	.456	9-21	.429	14-17	.824	9	21	30	17	12	14	4	8
Southeast Missouri															
Austin Peay															
Southeast Missouri															
Murray State															
Southeast Missouri															
SIU Edwardsville															
Southeast Missouri															
Eastern Illinois															
Southeast Missouri															
Morehead State															
Southeast Missouri															
Eastern Kentucky															
Southeast Missouri															
Jacksonville State															
Southeast Missouri															
Tennessee Tech															
Southeast Missouri															
UT Martin															
Southeast Missouri															
SIU Edwardsville															
Southeast Missouri															
Jacksonville State															
Southeast Missouri															
Tennessee Tech															
Southeast Missouri															
Eastern Illinois															
Southeast Missouri															
UT Martin															



2019-20 BASKETBALL NOTES

2019-20 GAME-BY-GAME LEADERS SUMMARY (# OF GAMES)

Points

Alex Caldwell.....	6
DQ Nicholas.....	4
Chris Harris.....	2
Darrious Agnew.....	2
Skyler Hogan.....	2
Sage Tolbert.....	1
Isaiah Gable.....	1
Oscar Kao.....	1

Rebounds

Sage Tolbert.....	8
Quatarrius Wilson.....	7
Skyler Hogan.....	4
Nygai Russell.....	1
Darrious Agnew.....	1
Isaiah Gable.....	1
DQ Nicholas.....	1
Oscar Kao.....	1

Assists

Alex Caldwell.....	8
Quatarrius Wilson.....	5
DQ Nicholas.....	4
Oscar Kao.....	4
Sage Tolbert.....	3
Darrious Agnew.....	2
Skyler Hogan.....	2
Nygai Russell.....	1

Blocks

Alex Caldwell.....	6
Sage Tolbert.....	6
Quatarrius Wilson.....	4
DQ Nicholas.....	3
Skyler Hogan.....	1
Isaiah Gable.....	1
Chris Harris.....	1
Nygai Russell.....	1
Khalil Cuffee.....	1

Steals

Alex Caldwell.....	6
Sage Tolbert.....	5
DQ Nicholas.....	4
Oscar Kao.....	3
Darrious Agnew.....	3
Quatarrius Wilson.....	3
Isaiah Gable.....	3
Nygai Russell.....	2
Skyler Hogan.....	1
Jordan Love.....	1

Dunks (# for 2019-20 Season)

Quatarrius Wilson.....	5
Sage Tolbert.....	4
Nygai Russell.....	2
Jordan Love.....	2

Games Played/Started

	2019-20	Career
Isaiah Gable	16/0	62/24
Sage Tolbert	17/17	48/44
Nygai Russell	14/1	45/10
Skyler Hogan	17/17	47/44
Alex Caldwell	17/15	41/20
Oscar Kao	17/4	37/4
Khalil Cuffee	4/0	17/0
DQ Nicholas	17/14	17/14
Quatarrius Wilson	17/12	17/12
Darrious Agnew	13/5	13/5
Jordan Love	12/0	12/0
Evan Morrison	9/0	9/0
Chris Harris	2/0	2/0

CAREER LEDGER

Double-Digit Point Games

	2019-20	Career
Skyler Hogan.....	7	23
Alex Caldwell.....	11	19
Isaiah Gable.....	4	13
Sage Tolbert.....	7	12
Nygai Russell.....	2	7
Quatarrius Wilson.....	6	6
DQ Nicholas.....	6	6
Darrious Agnew.....	3	3
Chris Harris.....	2	2
Khalil Cuffee.....	1	2
Oscar Kao.....	2	2

Double-Digit Rebound Games

	2019-20	Career
Sage Tolbert.....	2	7
Quatarrius Wilson.....	2	2
Skyler Hogan.....	1	1
Isaiah Gable.....	-	1

20+ Point Games

	2019-20	Career
DQ Nicholas.....	2	2
Isaiah Gable.....	-	2
Skyler Hogan.....	-	2

8+ Rebound Games

	2019-20	Career
Sage Tolbert.....	5	12
Quatarrius Wilson.....	4	4
Isaiah Gable.....	-	2
Skyler Hogan.....	1	1
Nygai Russell.....	-	1

5+ Assist Games

	2019-20	Career
Nygai Russell.....	1	4
Alex Caldwell.....	2	2
Isaiah Gable.....	-	1
Oscar Kao.....	1	1

3+ Steal Games

	2019-20	Career
Alex Caldwell.....	3	4
Nygai Russell.....	-	1
Skyler Hogan.....	-	1
Oscar Kao.....	1	1
DQ Nicholas.....	1	1
Sage Tolbert.....	1	1

Double-Doubles

	2019-20	Career
Sage Tolbert.....	2	3
Quatarrius Wilson.....	2	2

SOUTHEAST MISSOURI'S 2019-20 RECORD:

At Home.....	3-3
On the Road.....	0-9
At Neutral Sites.....	1-1
In Ohio Valley Conference Games.....	0-4
In November.....	3-4
In December.....	1-5
In January.....	0-4
In February.....	0-0
In March.....	0-0
Leading at the Half.....	3-2
Trailing at the Half.....	1-10
Tied at the Half.....	0-1
In Overtime Games.....	0-0
The Redhawks Score First.....	3-5
In 1-4 Point Games.....	2-1
In 5-9 Point Games.....	0-4
In 10-14 Point Games.....	0-1
In 15+ Point Games.....	2-7
Leading with Five Minutes Left in Regulation.....	3-1
Trailing with Five Minutes Left in Regulation.....	1-12
Tied with Five Minutes Left in Regulation.....	0-0
Scoring Less than 50 Points.....	0-2
Scoring 50-59 Points.....	0-3
Scoring 60-69 Points.....	1-5
Scoring 70-79 Points.....	3-3
Scoring 80-89 Points.....	0-0
Scoring 90-99 Points.....	0-0
Scoring 100 or more Points.....	0-0
Giving up Less Than 50 Points.....	0-0
Giving up 50-59 Points.....	2-0
Giving up 60-69 Points.....	0-3
Giving up 70-79 Points.....	2-5
Giving up 80-89 Points.....	0-5
Giving up 90-99 Points.....	0-0
Giving up 100 or more Points.....	0-0
Shooting 50% or Better from the Field.....	1-2
Shooting Less Than 50% from the Field.....	3-11
Opponent Shoots 50% or Better from the Field.....	0-4
Opponent Shoots Less Than 50% from the Field.....	4-9
Outshooting Opponent.....	4-2
Outshot by Opponent.....	0-11
Field Goal Percentage is Tied.....	0-0
Shooting 50% or Better from 3-Point Range.....	0-2
Shooting Less Than 50% from 3-Point Range.....	4-10
Opponent Shoots 50% or Better from 3-Point Range.....	0-1
Opponent Shoots Less Than 50% from 3-Point Range.....	4-12
Shooting 50% or Better from the Free Throw Line.....	4-12
Shooting Less Than 50% from the Free Throw Line.....	0-1
Opponent Shoots 50% or Better from the Free Throw Line.....	4-13
Opponent Shoots Less Than 50% from the Free Throw Line.....	0-0
Shooting More Free Throws Than Opponent.....	3-7
Shooting Less Free Throws Than Opponent.....	1-6
Free Throws are Tied.....	0-0
Southeast's Starters Outscore Opponent's Starters.....	1-1
Opponent's Starters Outscore Southeast's Starters.....	3-12
Starter Scoring is Tied.....	0-0
Bench Outscores Opponent.....	4-5
Opponent Bench Outscores Southeast.....	0-7
Bench Scoring is Tied.....	0-1
Bench Contributes Double Figures in Points.....	4-11
No Redhawk Players Score Double Figures.....	0-0
Two Redhawk Players Score Double Figures.....	0-6
3+ Redhawk Players Score Double Figures.....	4-7
Outrebounding an Opponent.....	3-4
Opponent Outrebounds Southeast.....	1-9
Rebounds are Tied.....	0-0
Getting 10+ Assists.....	4-4
Getting 10+ Steals.....	1-0
Getting 5+ Blocks.....	0-1
Forcing more Turnovers than Opponent.....	1-5
Committing more Turnovers than Opponent.....	3-7
Turnovers are Tied.....	0-1



2019-20 BASKETBALL NOTES



► Forward
► Junior (3)
► 6-8 ► 220
► Starkville, Miss.
► Starkville H.S.
► East Mississippi CC

DARRIOUS AGNEW

44

2019-20: Is out for 2-3 weeks with a torn meniscus injury...Underwent surgery...Played in 13 games, including eight off the bench...Started each of the last five contests...Was limited to three minutes due to a knee injury vs. Missouri Baptist (12/29) and his return is undetermined at this time...Averages 6.7 points and 2.7 rebounds a game...Scored a season-high 17 points and pulled down six rebounds at Youngstown State (12/15)...Made his first career NCAA Division I start when he scored 11 points and grabbed four rebounds at Drake (12/7)...Had 15 points and six rebounds in 21 minutes vs. Cal State Fullerton (11/27)...Scored double figures in two games.

Agnew's Game-by-Game Statistics

2019-20	FG	3P	FT	O/D	REB	F	PTS	A	TO	B	S	M
at Vanderbilt	3-6	0-0	0-0	1/1	2	1	6	0	0	0	0	10
Purdue Fort Wayne	1-5	0-0	1-2	0/1	1	1	3	0	0	0	1	11
The Citadel	2-5	0-0	0-0	1/2	3	2	4	0	0	0	1	10
Missouri S&T	3-6	0-0	3-5	2/1	3	1	9	0	1	0	0	11
vs. Cal State Fullerton	5-9	1-2	4-5	3/3	6	3	15	2	2	0	2	21
at Santa Clara	1-2	0-0	5-6	0/2	2	3	7	0	1	0	1	13
vs. Denver	1-3	0-0	0-0	0/1	1	3	2	0	3	0	0	12
at Abilene Christian	1-4	0-1	3-4	0/2	2	1	5	0	1	0	0	11
at Drake*	5-7	1-1	0-1	1/3	4	3	11	4	0	0	2	19
at Youngstown State*	8-14	0-1	1-3	2/4	6	3	17	1	2	0	2	20
at Ohio State*	2-4	0-1	0-0	0/1	1	4	4	0	3	0	0	15
at Southern Illinois*	2-7	0-1	0-0	2/2	4	1	4	0	3	0	0	19
Missouri Baptist*	0-0	0-0	0-0	0/0	0	0	0	0	0	0	0	3
at Austin Peay	DNP	-	-	-	-	-	-	-	-	-	-	-
at Murray State	DNP	-	-	-	-	-	-	-	-	-	-	-
Belmont	DNP	-	-	-	-	-	-	-	-	-	-	-
Tennessee State	DNP	-	-	-	-	-	-	-	-	-	-	-
Austin Peay												
Murray State												
at SIU Edwardsville												
at Eastern Illinois												
at Morehead State												
at Eastern Kentucky												
Jacksonville State												
Tennessee Tech												
UT Martin												
SIU Edwardsville												
at Jacksonville State												
at Tennessee Tech												
Eastern Illinois												
at UT Martin												
Total	34-72	2-7	17-26	12/23	35	26	87	7	16	0	9	175

* - Game Started

2019-20 Season/Career-Highs


Points	17	at Youngstown State (12/15/19)
Total Rebounds	6	2x, last at Youngstown State (12/15/19)
Offensive	3	vs. Cal State Fullerton (11/27/19)
Defensive	4	at Youngstown State (12/15/19)
FG Made	8	at Youngstown State (12/15/19)
FG Attempted	14	at Youngstown State (12/15/19)
3-Point FG Made	1	2x, last at Drake (12/7/19)
3-Point FG Attempted	2	vs. Cal State Fullerton (11/27/19)
FT Made	5	at Santa Clara (11/29/19)
FT Attempted	6	at Santa Clara (11/29/19)
Assists	4	at Drake (12/7/19)
Blocks	-	-
Steals	2	3x, last at Youngstown State (12/15/19)
Minutes	21	vs. Cal State Fullerton (11/27/19)

Agnew's Career Statistics at Southeast Missouri

Overall																		
Season	G-GS	Min	Avg	FG-FGA	Pct	3FG-3FGA	Pct	FT-FTA	Pct	Off	Def	Tot	Avg	PF	FQ	A	TO	Blk
2019-20	13-5	175	13.5	34-72	.472	2-7	.286	17-26	.654	12	23	35	2.7	26	0	7	16	0
Ohio Valley Conference Games Only																		
Season	G-GS	Min	Avg	FG-FGA	Pct	3FG-3FGA	Pct	FT-FTA	Pct	Off	Def	Tot	Avg	PF	FQ	A	TO	Blk
2019-20																		



2019-20 BASKETBALL NOTES



► Forward
► Sophomore (2)
► 6-0 ► 160
► Columbia, S.C.
► Wilson H.S.

ALEX CALDWELL

0

2019-20: Was named to the Cable Car Classic All-Tournament Team...Averages 11.1 points and 1.6 rebounds per contest as the Redhawks active leading scorer through 17 games and 15 starts...Missed his first start of the season vs. Belmont (1/9) due to illness...Leads the team with 37 assists and 21 steals...Scored double figures in 11 of his last 14 games and each of his last six contests...Scored a season-high 18 points and made a career-best six 3-pointers at Drake (12/7)...Matched his season-high with 18 points at Murray State (1/4)...Posted 16 points in back-to-back games at Santa Clara (11/29) and vs. Denver (11/30)...Had a career-high five steals at Santa Clara (11/29)...Dished out a career-high six assists vs. The Citadel (11/19)...Made a big 3-pointer that pulled the Redhawks within a point with 1:45 left to play against Purdue Fort Wayne (11/10)...Drained a 3-pointer with 17 seconds left to lift SEMO to a one-point win over Missouri S&T (11/22)...Leads the team in minutes (29.6 mpg), field goal attempts (167), 3-point field goals made (24) and 3-point field goal attempts (72)...Ranks 24th in the Ohio Valley Conference in scoring, 14th in steals (1.2 per game, tied for 15th in 3-point field goals made (1.4 per game) and 13th in minutes played.

2019-20 Season-Highs

Points	18	2x, last at Murray State (1/4/20)
Total Rebounds	4	at Vanderbilt (11/6/19)
Offensive	1	7x, last vs. Tennessee State (1/11/20)
Defensive	4	at Vanderbilt (11/6/19)
FG Made	8	at Murray State (1/4/20)
FG Attempted.....	15	at Murray State (1/4/20)
3-Point FG Made.....	6	at Drake (12/7/19)
3-Point FG Attempted.....	9	at Drake (12/7/19)
FT Made.....	4	2x, last at Santa Clara (11/29/19)
FT Attempted.....	4	4x, last at Santa Clara (11/29/19)
Assists	6	vs. The Citadel (11/19/19)
Blocks.....	1	8x, last vs. Tennessee State (1/11/20)
Steals.....	5	at Santa Clara (11/29/19)
Minutes	36	at Drake (12/7/19)

Caldwell's Game-by-Game Statistics

2019-20	FG	3P	FT	Q/D	REB	E	PTS	A	TO	B	S	M
at Vanderbilt*	3-8	0-3	2-2	0/4	4	3	8	1	1	0	1	32
Purdue Fort Wayne*	4-10	2-5	2-4	0/3	3	2	12	2	3	0	0	34
The Citadel*	1-9	0-4	2-4	1/0	1	3	4	6	5	0	1	29
Missouri S&T*	4-11	2-3	2-2	1/2	3	1	12	2	1	1	0	29
vs. Cal State Fullerton*	3-10	1-4	4-4	0/2	2	3	11	0	0	1	2	35
at Santa Clara*	6-11	0-2	4-4	0/1	1	1	16	4	2	1	5	34
vs. Denver*	6-11	2-6	2-2	1/2	3	0	16	2	1	0	3	29
at Abilene Christian*	4-10	0-1	0-0	0/0	0	5	8	1	1	0	1	28
at Drake*	6-11	6-9	0-1	0/3	3	1	18	1	6	1	0	36
at Youngstown State*	0-6	0-3	0-0	0/1	1	1	0	4	4	0	0	28
at Ohio State*	1-9	0-4	0-0	1/1	2	2	2	0	1	0	1	24
at Southern Illinois*	3-7	2-3	2-2	0/0	0	2	10	1	3	0	1	29
Missouri Baptist*	6-9	3-6	0-0	0/1	1	1	15	5	0	1	3	28
at Austin Peay*	5-10	2-5	0-0	0/0	0	2	12	2	1	1	1	26
at Murray State*	8-15	2-6	0-0	1/1	2	2	18	3	1	1	2	33
Belmont	5-9	0-3	1-2	1/0	1	1	11	0	2	1	0	22
Tennessee State	5-11	2-5	3-3	1/0	1	1	15	3	2	1	0	28
Austin Peay												
Murray State												
at SIU Edwardsville												
at Eastern Illinois												
at Morehead State												
at Eastern Kentucky												
Jacksonville State												
Tennessee Tech												
UT Martin												
SIU Edwardsville												
at Jacksonville State												
at Tennessee Tech												
Eastern Illinois												
at UT Martin												
Total	70-167	24-72	24-30	7/21	28	31	188	44	34	9	21	404

* - Game Started

Career-Highs


Points	18	2x, last at Murray State (1/4/20)
Total Rebounds	5	vs. UT Martin (1/5/19)
Offensive	2	2x, last at Belmont (1/31/19)
Defensive	4	2x, last at Vanderbilt (11/6/19)
FG Made	8	at Murray State (1/4/20)
FG Attempted.....	15	at Murray State (1/4/20)
3-Point FG Made.....	6	at Drake (12/7/19)
3-Point FG Attempted.....	9	at Drake (12/7/19)
FT Made.....	5	at Saint Louis (11/6/18)
FT Attempted.....	6	2x, last vs. Tennessee Tech (2/7/19)
Assists	6	vs. The Citadel (11/19/19)
Blocks.....	2	vs. Western Illinois (12/1/18)
Steals.....	5	at Santa Clara (11/29/19)
Minutes	39	vs. UT Martin (1/5/19)

Caldwell's Career Statistics at Southeast Missouri

Overall																			
Season	G-GS	Min	Avg	FG-FGA	Pct	3FG-3FGA	Pct	FT-FTA	Pct	Off	Def	Tot	Avg	PF	FQ	A	TO	Blk	Stl
2018-19	24-5	495	20.6	71-158	.449	30-77	.390	36-46	.783	14	31	45	1.9	51	0	40	31	5	22
2019-20	17-15	504	29.6	70-167	.419	24-72	.333	24-30	.800	7	21	28	1.6	31	1	37	34	9	21
Total	41-20	999	24.4	141-325	.434	54-149	.362	60-76	.789	21	52	73	1.8	82	1	77	65	14	43
Ohio Valley Conference Games Only																			
Season	G-GS	Min	Avg	FG-FGA	Pct	3FG-3FGA	Pct	FT-FTA	Pct	Off	Def	Tot	Avg	PF	FQ	A	TO	Blk	Stl
2018-19	12-5	265	22.1	30-70	.429	12-31	.387	21-27	.778	6	9	15	1.3	28	0	14	18	1	11
2019-20	4-2	109	27.3	23-45	.511	6-19	.316	4-5	.800	3	1	4	1.0	6	0	8	6	4	3
Total	16-7	374	23.4	53-115	.461	18-50	.360	25-32	.781	9	10	19	1.2	34	0	22	24	5	14



2019-20 BASKETBALL NOTES



► Guard
► Sophomore (3)
► 6-4 ► 205
► Fairburn, Ga.
► Langston Hughes H.S.

KHALIL CUFFEE

1

2019-20: Saw his first action of the season vs. Missouri Baptist (12/29) after being sidelined with a concussion...Scored 10 points and had two rebounds in 17 minutes off the bench in that contest...Averaged 3.8 points in four games.

Cuffee's Game-by-Game Statistics

2019-20	FG	3P	FT	O/D	REB	F	PTS	A	TO	B	S	M
at Vanderbilt	DNP	-	-	-	-	-	-	-	-	-	-	-
Purdue Fort Wayne	DNP	-	-	-	-	-	-	-	-	-	-	-
The Citadel	DNP	-	-	-	-	-	-	-	-	-	-	-
Missouri S&T	DNP	-	-	-	-	-	-	-	-	-	-	-
vs. Cal State Fullerton	DNP	-	-	-	-	-	-	-	-	-	-	-
at Santa Clara	DNP	-	-	-	-	-	-	-	-	-	-	-
vs. Denver	DNP	-	-	-	-	-	-	-	-	-	-	-
at Abilene Christian	DNP	-	-	-	-	-	-	-	-	-	-	-
at Drake	DNP	-	-	-	-	-	-	-	-	-	-	-
at Youngstown State	DNP	-	-	-	-	-	-	-	-	-	-	-
at Ohio State	DNP	-	-	-	-	-	-	-	-	-	-	-
at Southern Illinois	DNP	-	-	-	-	-	-	-	-	-	-	-
Missouri Baptist	3-8	0-5	4-5	0/2	2	1	10	2	1	0	0	17
at Austin Peay	2-4	0-1	1-2	0/1	1	3	5	0	1	0	0	7
at Murray State	0-2	0-2	0-0	0/0	0	0	0	0	0	1	0	8
Belmont	0-2	0-2	0-0	0/0	0	0	0	1	0	0	0	4
Tennessee State	DNP	-	-	-	-	-	-	-	-	-	-	-
Austin Peay												
Murray State												
at SIU Edwardsville												
at Eastern Illinois												
at Morehead State												
at Eastern Kentucky												
Jacksonville State												
Tennessee Tech												
UT Martin												
SIU Edwardsville												
at Jacksonville State												
at Tennessee Tech												
Eastern Illinois												
at UT Martin												
Total	5-16	0-10	5-7	0/3	3	4	15	3	2	1	0	36

* - Game Started

2019-20 Season-Highs

Points	10	vs. Missouri Baptist (12/29/19)
Total Rebounds	2	vs. Missouri Baptist (12/29/19)
Offensive	-	-
Defensive	2	vs. Missouri Baptist (12/29/19)
FG Made	3	vs. Missouri Baptist (12/29/19)
FG Attempted	8	vs. Missouri Baptist (12/29/19)
3-Point FG Made	-	-
3-Point FG Attempted	5	vs. Missouri Baptist (12/29/19)
FT Made	4	vs. Missouri Baptist (12/29/19)
FT Attempted	5	vs. Missouri Baptist (12/29/19)
Assists	2	vs. Missouri Baptist (12/29/19)
Blocks	1	at Murray State (1/4/20)
Steals	-	-
Minutes	17	vs. Missouri Baptist (12/29/19)

Career-Highs


Points	12	vs. Quincy (11/12/18)
Total Rebounds	2	vs. Missouri Baptist (12/29/19)
Offensive	1	vs. Belmont (3/2/19)
Defensive	2	vs. Missouri Baptist (12/29/19)
FG Made	5	vs. Quincy (11/12/18)
FG Attempted	8	vs. Missouri Baptist (12/29/19)
3-Point FG Made	2	2x, last at Florida State (12/17/18)
3-Point FG Attempted	5	vs. Missouri Baptist (12/29/19)
FT Made	4	vs. Missouri Baptist (12/29/19)
FT Attempted	5	vs. Missouri Baptist (12/29/19)
Assists	2	vs. Missouri Baptist (12/29/19)
Blocks	1	at Murray State (1/4/20)
Steals	2	vs. Quincy (11/12/18)
Minutes	17	vs. Missouri Baptist (12/29/19)

Cuffee's Career Statistics at Southeast Missouri

Overall																			
Season	G-GS	Min	Avg	FG-FGA	Pct	3FG-3FGA	Pct	FT-FTA	Pct	Off	Def	Tot	Avg	PF	FO	A	TO	Blk	Stl
2018-19	13-0	52	4.0	15-27	.556	10-20	.500	4-8	.500	1	2	3	0.2	11	1	2	6	0	2
2019-20	4-0	36	9.0	5-16	.313	0-10	.000	5-7	.714	0	3	3	0.8	4	0	3	2	1	0
Total	17-0	88	5.2	20-43	.465	10-30	.333	9-15	.600	1	5	6	0.4	15	1	5	8	1	2
Ohio Valley Conference Games Only																			
Season	G-GS	Min	Avg	FG-FGA	Pct	3FG-3FGA	Pct	FT-FTA	Pct	Off	Def	Tot	Avg	PF	FO	A	TO	Blk	Stl
2018-19	6-0	30	5.0	6-11	.545	4-7	.571	3-4	.750	1	0	1	0.2	7	1	1	3	0	0
2019-20	3-0	19	6.3	2-8	.250	0-5	.000	1-2	.500	0	1	1	0.3	3	0	1	1	1	0
Total	9-0	49	5.4	8-19	.421	4-12	.333	4-6	.667	1	1	2	0.2	10	1	2	4	1	0



2019-20 BASKETBALL NOTES



► Forward
► Junior (3)
► 6-7 ► 200
► Greenville, Ohio
► Greenville H.S.

ISAIAH GABLE

13

2019-20: Missed his first game of the season due to a bruised thigh injury vs. Missouri Baptist (12/29)...Returned to score five points in 18 minutes at Austin Peay (1/2)...Saw action in 15 games off the bench...Averages 5.3 points and 2.2 rebounds per contest...Ranks third on the team with 17 three-pointers made...Drew a big charge on defense late in the game during the Redhawks win over Purdue Fort Wayne (11/10)...Scored a season-high 11 points at Murray State (1/4)...Scored double figures in four games...Made a season-best three 3-pointers at Youngstown State (12/15) and vs. Tennessee State (1/11)...Added 10 points at #5 Ohio State (12/17).

Gable's Game-by-Game Statistics

2019-20	FG	3P	FT	O/D	REB	E	PTS	A	TO	B	S	M
at Vanderbilt	1-4	0-1	0-1	2/0	2	1	2	0	0	0	0	10
Purdue Fort Wayne	2-6	1-3	0-0	0/2	2	2	5	1	0	0	0	21
The Citadel	3-5	2-4	0-0	0/4	4	1	8	1	0	0	2	25
Missouri S&T	2-3	0-1	0-0	0/2	2	1	4	1	1	0	0	16
vs. Cal State Fullerton	1-3	0-2	0-0	0/3	3	2	2	0	2	0	0	18
at Santa Clara	4-10	2-6	0-2	0/1	1	2	10	0	0	0	0	25
vs. Denver	0-6	0-6	1-2	0/3	3	4	1	2	3	0	1	30
at Abilene Christian	0-3	0-3	0-0	0/3	3	0	0	0	1	0	0	15
at Drake	2-3	1-1	0-0	0/0	0	3	5	0	0	0	0	14
at Youngstown State	3-4	3-4	1-2	1/5	6	3	10	2	1	0	0	24
at Ohio State	4-8	2-4	0-0	0/0	0	4	10	0	1	0	0	21
at Southern Illinois	0-3	0-2	0-0	0/0	0	2	0	0	0	0	0	15
Missouri Baptist	DNP	-	-	-	-	-	-	-	-	-	-	-
at Austin Peay	2-4	1-2	0-0	1/0	1	2	5	0	0	0	0	18
at Murray State	4-9	1-4	2-2	1/2	3	1	11	1	1	1	0	29
Belmont	1-4	1-4	0-0	0/2	2	2	3	0	1	0	1	15
Tennessee State	3-7	3-7	0-1	0/3	3	0	9	1	2	0	1	26
Austin Peay												
Murray State												
at SIU Edwardsville												
at Eastern Illinois												
at Morehead State												
at Eastern Kentucky												
Jacksonville State												
Tennessee Tech												
UT Martin												
SIU Edwardsville												
at Jacksonville State												
at Tennessee Tech												
Eastern Illinois												
at UT Martin												
Total	32-79	17-51	4-10	5/27	32	30	85	9	12	1	5	307

* - Game Started

Career-Highs

Points	28	vs. UT Martin (1/5/19)
Total Rebounds	10	vs. Hannibal-LaGrange (11/28/17)
Offensive	4	vs. UT Martin (2/24/18)
Defensive	10	vs. Hannibal-LaGrange (11/28/17)
FG Made	11	vs. UT Martin (1/5/19)
FG Attempted	17	vs. UT Martin (1/5/19)
3-Point FG Made	4	3x, last vs. Tennessee State (2/28/19)
3-Point FG Attempted	9	2x, last at Morehead State (1/17/19)
FT Made	5	vs. Eastern Illinois (1/26/19)
FT Attempted	6	vs. Eastern Illinois (1/26/19)
Assists	5	vs. Jacksonville State (2/9/19)
Blocks	2	vs. Southern Illinois (12/8/18)
Steals	2	vs. The Citadel (11/19/19)
Minutes	40	vs. UT Martin (1/5/19)

2019-20 Season-Highs


Points	11	at Murray State (1/4/20)
Total Rebounds	6	at Youngstown State (12/15/19)
Offensive	2	at Vanderbilt (11/6/19)
Defensive	5	at Youngstown State (12/15/19)
FG Made	4	3x, last at Murray State (1/4/20)
FG Attempted	10	at Santa Clara (11/29/19)
3-Point FG Made	3	2x, last vs. Tennessee State (1/11/20)
3-Point FG Attempted	7	vs. Tennessee State (1/11/20)
FT Made	2	at Murray State (1/4/20)
FT Attempted	2	4x, last at Murray State (1/4/20)
Assists	2	2x, last at Youngstown State (12/15/19)
Blocks	1	at Murray State (1/4/20)
Steals	2	vs. The Citadel (11/19/19)
Minutes	30	vs. Denver (11/30/19)

Gable's Career Statistics at Southeast Missouri

Overall																		
Season	G-GS	Min	Avg	FG-FGA	Pct	3FG-3FGA	Pct	FT-FTA	Pct	Off	Def	Tot	Avg	PF	FO	A	TO	Bk
2017-18	15-0	187	12.5	22-55	.400	13-36	.361	7-11	.636	5	23	28	1.9	19	0	6	7	0
2018-19	31-24	705	22.7	85-184	.462	51-127	.402	30-39	.769	16	79	95	3.1	59	0	34	31	6
2019-20	16-0	322	20.1	32-82	.390	17-54	.315	4-10	.400	5	30	35	2.2	30	0	9	13	1
Total	62-24	1214	19.6	139-321	.433	81-217	.373	41-60	.683	26	132	158	2.5	108	0	49	51	7
Ohio Valley Conference Games Only																		
Season	G-GS	Min	Avg	FG-FGA	Pct	3FG-3FGA	Pct	FT-FTA	Pct	Off	Def	Tot	Avg	PF	FO	A	TO	Bk
2017-18	4-0	47	11.8	7-17	.412	2-9	.222	3-4	.750	5	6	11	2.8	5	0	2	1	0
2018-19	18-11	433	24.1	61-117	.521	35-76	.461	22-28	.786	12	48	60	3.3	30	0	18	14	1
2019-20	4-0	88	22.0	10-24	.417	6-17	.353	2-3	.667	2	7	9	2.3	5	0	2	4	1
Total	26-11	568	21.8	78-158	.494	43-102	.422	27-35	.771	19	61	80	3.1	40	0	22	19	2



2019-20 BASKETBALL NOTES



► Guard
► Junior (3)
► 6-3 ► 205
► Antioch, Ill.
► Lake Forest Academy
► John A. Logan College

5

CHRIS HARRIS

2019-20: Is out for the season with a knee injury...Finished as the Redhawks leading scorer in his only two games of the season...Was the team's leading scorer (15.5 ppg)...Began his Southeast Missouri career with a team-high 15 points off the bench at Vanderbilt (11/6)...Four days later, he came off the bench to score 16 points and made the game-winning 3-pointer with 27 seconds left vs. Purdue Fort Wayne (11/10)...Suffered his season-ending injury during practice prior to The Citadel game.

Harris' Game-by-Game Statistics

2019-20	FG	3P	FT	O/D	REB	F	PTS	A	TO	B	S	M
at Vanderbilt	6-9	2-3	1-2	0/1	1	2	15	0	3	1	0	28
Purdue Fort Wayne	3-6	3-4	7-8	0/5	5	3	16	2	2	0	0	26
The Citadel	DNP	-	-	-	-	-	-	-	-	-	-	-
Missouri S&T	DNP	-	-	-	-	-	-	-	-	-	-	-
vs. Cal State Fullerton	DNP	-	-	-	-	-	-	-	-	-	-	-
at Santa Clara	DNP	-	-	-	-	-	-	-	-	-	-	-
vs. Denver	DNP	-	-	-	-	-	-	-	-	-	-	-
at Abilene Christian	DNP	-	-	-	-	-	-	-	-	-	-	-
at Drake	DNP	-	-	-	-	-	-	-	-	-	-	-
at Youngstown State	DNP	-	-	-	-	-	-	-	-	-	-	-
at Ohio State	DNP	-	-	-	-	-	-	-	-	-	-	-
at Southern Illinois	DNP	-	-	-	-	-	-	-	-	-	-	-
Missouri Baptist	DNP	-	-	-	-	-	-	-	-	-	-	-
at Austin Peay	DNP	-	-	-	-	-	-	-	-	-	-	-
at Murray State	DNP	-	-	-	-	-	-	-	-	-	-	-
Belmont	DNP	-	-	-	-	-	-	-	-	-	-	-
Tennessee State	DNP	-	-	-	-	-	-	-	-	-	-	-
Austin Peay												
Murray State												
at SIU Edwardsville												
at Eastern Illinois												
at Morehead State												
at Eastern Kentucky												
Jacksonville State												
Tennessee Tech												
UT Martin												
SIU Edwardsville												
at Jacksonville State												
at Tennessee Tech												
Eastern Illinois												
at UT Martin												
Total	9-15	5-7	8-10	0/6	6	5	31	2	5	1	0	54

* - Game Started

2019-20 Season/Career-Highs


Points	16	vs. Purdue Fort Wayne (11/10/19)
Total Rebounds	5	vs. Purdue Fort Wayne (11/10/19)
Offensive	-	-
Defensive	5	vs. Purdue Fort Wayne (11/10/19)
FG Made	6	at Vanderbilt (11/6/19)
FG Attempted	9	at Vanderbilt (11/6/19)
3-Point FG Made	3	vs. Purdue Fort Wayne (11/10/19)
3-Point FG Attempted	4	vs. Purdue Fort Wayne (11/10/19)
FT Made	7	vs. Purdue Fort Wayne (11/10/19)
FT Attempted	8	vs. Purdue Fort Wayne (11/10/19)
Assists	2	vs. Purdue Fort Wayne (11/10/19)
Blocks	1	at Vanderbilt (11/6/19)
Steals	-	-
Minutes	28	at Vanderbilt (11/6/19)

Harris' Career Statistics at Southeast Missouri

Overall																			
Season	G-GS	Min	Avg	FG-FGA	Pct	3FG-3FGA	Pct	FT-FTA	Pct	Off	Def	Tot	Avg	PF	FO	A	TO	Blk	Stl
2019-20	2-0	74	37.0	9-15	.600	5-7	.714	8-10	.800	0	6	6	3.0	5	0	2	5	1	0
Ohio Valley Conference Games Only																			
Season	G-GS	Min	Avg	FG-FGA	Pct	3FG-3FGA	Pct	FT-FTA	Pct	Off	Def	Tot	Avg	PF	FO	A	TO	Blk	Stl
2019-20																			



2019-20 BASKETBALL NOTES



► Guard
► Senior (5)
► 6-5 ► 205
► Melbourne, Fla.
► Trinity Episcopal H.S.
► Embry-Riddle

3

SKYLER HOGAN

2019-20: Is averaging 8.1 points and 4.4 rebounds per game after 17 starts...Scored double figures in seven games...Dropped in 11 points on 4-of-7 field goals and 2-of-2 three-pointers vs. Purdue Fort Wayne (11/10)... Followed that up with 11 points vs. The Citadel (11/19)...Scored a season-high 16 points vs. Denver (11/30)...Grabbed a career-high 12 rebounds at Drake (12/7)...Ranks 15th in the Ohio Valley Conference in defensive rebounds (3.9 rpg) and 23rd in minutes played (27.8 mpg).

Hogan's Game-by-Game Statistics

2019-20	FG	3P	FT	Q/D	REB	E	PTS	A	TO	B	S	M
at Vanderbilt*	1-2	0-1	0-0	0/1	1	1	2	1	1	0	0	9
Purdue Fort Wayne*	4-7	2-2	1-2	0/2	2	2	11	3	0	0	0	27
The Citadel*	5-11	1-6	0-1	0/5	5	2	11	0	3	0	2	31
Missouri S&T*	3-7	1-3	1-2	1/5	6	2	8	1	2	0	0	30
vs. Cal State Fullerton*	0-2	0-0	0-0	0/2	2	1	0	0	1	0	0	16
at Santa Clara*	3-7	1-3	5-5	0/6	6	2	12	0	2	0	0	28
vs. Denver*	7-8	2-3	0-0	0/2	2	1	16	0	4	0	2	23
at Abilene Christian*	5-13	1-2	0-0	1/6	7	0	11	0	0	0	0	32
at Drake*	3-6	2-5	1-2	0/12	12	5	9	1	2	0	1	38
at Youngstown State*	3-8	3-6	0-0	2/4	6	1	9	2	1	0	1	34
at Ohio State*	0-8	0-4	2-2	1/1	2	0	2	1	1	0	0	32
at Southern Illinois*	5-10	2-4	3-4	1/6	7	2	15	1	1	0	1	34
Missouri Baptist*	2-7	2-5	2-2	0/4	4	0	8	2	2	0	2	29
at Austin Peay*	3-11	2-6	3-3	0/2	2	1	11	2	1	0	0	33
at Murray State*	2-6	1-3	0-0	1/5	6	3	5	0	1	0	0	29
Belmont*	1-6	0-2	0-0	1/2	3	0	2	0	0	1	0	24
Tennessee State*	1-4	1-3	2-2	0/2	2	3	5	0	0	0	0	23
Austin Peay												
Murray State												
at SIU Edwardsville												
at Eastern Illinois												
at Morehead State												
at Eastern Kentucky												
Jacksonville State												
Tennessee Tech												
UT Martin												
SIU Edwardsville												
at Jacksonville State												
at Tennessee Tech												
Eastern Illinois												
at UT Martin												
Total	48-114	21-58	20-25	8/67	75	26	137	14	22	1	9	472

* - Game Started

2019-20 Season-Highs

Points	16	vs. Denver (11/30/19)
Total Rebounds	12	at Drake (12/7/19)
Offensive	3	at Youngstown State (12/15/19)
Defensive	12	at Drake (12/7/19)
FG Made	7	vs. Denver (11/30/19)
FG Attempted.....	13	at Abilene Christian (12/5/19)
3-Point FG Made.....	3	at Youngstown State (12/15/19)
3-Point FG Attempted.....	6	3x, last at Austin Peay (1/2/20)
FT Made.....	5	at Santa Clara (11/29/19)
FT Attempted.....	5	at Santa Clara (11/29/19)
Assists	3	vs. Purdue Fort Wayne (11/10/19)
Blocks.....	1	vs. Belmont (1/9/20)
Steals.....	2	3x, last vs. Missouri Baptist (12/29/19)
Minutes	38	at Drake (12/7/19)

Career-Highs

Points	25	at Mississippi Valley State (12/4/18)
Total Rebounds	12	at Drake (12/7/19)
Offensive	3	2x, last at Youngstown State (12/15/19)
Defensive	12	at Drake (12/7/19)
FG Made	10	at Mississippi Valley State (12/4/18)
FG Attempted.....	16	2x, last at Mississippi Valley State (12/4/18)
3-Point FG Made.....	5	at Mississippi Valley State (12/4/18)
3-Point FG Attempted.....	11	vs. UT Martin (1/5/19)
FT Made.....	10	at Eastern Kentucky (1/19/19)
FT Attempted.....	13	at Eastern Kentucky (1/19/19)
Assists	4	at Mississippi Valley State (12/4/18)
Blocks.....	2	2x, last at Mississippi Valley State (12/4/18)
Steals.....	3	at UT Martin (2/14/19)
Minutes	45	vs. SIU Edwardsville (1/24/19)

Hogan's Career Statistics at Southeast Missouri

Overall																			
Season	G-GS	Min	Avg	FG-FGA	Pct	3FG-3FGA	Pct	FT-FTA	Pct	Off	Def	Tot	Avg	PF	FQ	A	TO	Blk	Stl
2018-19	30-27	790	26.3	120-274	.438	46-121	.380	33-43	.767	16	82	98	3.3	42	0	33	35	5	21
2019-20	17-17	472	27.8	48-123	.390	21-58	.362	20-25	.800	8	67	75	4.4	26	1	14	22	1	9
Total	47-44	1262	26.9	168-397	.423	67-179	.374	53-68	.779	24	149	173	3.7	68	1	47	57	6	30
Ohio Valley Conference Games Only																			
Season	G-GS	Min	Avg	FG-FGA	Pct	3FG-3FGA	Pct	FT-FTA	Pct	Off	Def	Tot	Avg	PF	FQ	A	TO	Blk	Stl
2018-19	17-15	441	25.9	59-141	.418	16-55	.291	21-30	.700	6	49	55	3.2	22	0	19	20	0	13
2019-20	4-4	109	27.3	7-27	.259	4-14	.286	5-5	1.000	2	11	13	3.3	7	0	2	2	1	0
Total	21-19	550	26.2	66-168	.393	20-69	.290	26-35	.743	8	60	68	3.2	29	0	21	22	1	13



2019-20 BASKETBALL NOTES



► Guard
► Junior (3)
► 6-0 ► 170
► Tapei, Taiwan
► Songshan H.S.
► Marshalltown CC

4

OSCAR KAO

2019-20: Averages 3.7 points...Started each of the last three games...Had a career-high 15 points vs. Belmont (1/9), his second double-digit scoring game of the season...Made his first career start in the season-opener at Vanderbilt (11/6)...Pulled down two rebounds in 12 minutes...Played six minutes and scored two points off the bench vs. Purdue Fort Wayne (11/10)...Logged 10 minutes and scored two points vs. The Citadel (11/19)...Scored a career-high 10 points in 22 minutes off the bench vs. Missouri S&T (11/22)...Had a career-high six assists vs. Denver (11/30)...Logged his first career Ohio Valley Conference start at Murray State (1/4).

Kao's Game-by-Game Statistics

2019-20	FG	3P	FT	O/D	REB	F	PTS	A	TO	B	S	M
at Vanderbilt*	0-0	0-0	0-0	1/1	2	1	0	0	1	0	0	12
Purdue Fort Wayne	1-3	0-1	0-0	1/0	1	2	2	1	0	0	0	6
The Citadel	1-4	0-1	0-0	1/0	1	2	2	0	0	0	0	10
Missouri S&T	4-8	1-3	1-4	0/1	1	3	10	2	1	0	0	22
vs. Cal State Fullerton	3-9	0-1	0-0	0/0	0	2	6	1	0	0	2	31
at Santa Clara	0-2	0-0	0-0	0/0	0	5	0	0	0	0	0	9
vs. Denver	0-2	0-1	0-0	0/1	1	2	0	6	3	0	3	21
at Abilene Christian	0-1	0-0	0-0	0/0	0	0	0	0	2	0	0	9
at Drake	0-0	0-0	2-2	0/0	0	1	2	2	0	0	1	4
at Youngstown State	3-9	0-1	0-1	1/1	2	2	6	2	1	0	1	27
at Ohio State	3-13	1-4	2-2	0/2	2	2	9	0	0	0	1	24
at Southern Illinois	1-3	0-0	0-0	0/0	0	0	2	1	3	0	0	15
Missouri Baptist	0-0	0-0	0-0	0/0	0	0	0	0	1	0	0	2
at Austin Peay	1-4	1-3	0-0	0/1	1	3	3	2	1	0	0	11
at Murray State*	1-6	0-1	2-2	0/2	2	3	4	1	0	0	0	18
Belmont*	5-10	1-2	4-4	0/5	5	4	15	4	1	0	0	31
Tennessee State*	1-2	0-0	0-0	1/0	1	2	2	0	4	0	0	10
Austin Peay												
Murray State												
at SIU Edwardsville												
at Eastern Illinois												
at Morehead State												
at Eastern Kentucky												
Jacksonville State												
Tennessee Tech												
UT Martin												
SIU Edwardsville												
at Jacksonville State												
at Tennessee Tech												
Eastern Illinois												
at UT Martin												
Total	24-76	4-18	11-15	5/14	19	34	63	22	18	0	8	262

* - Game Started

2019-20 Season-Highs

Points	15	vs. Belmont (1/9/20)
Total Rebounds	5	vs. Belmont (1/9/20)
Offensive	1	5x, last vs. Tennessee State (11/11/20)
Defensive	5	vs. Belmont (1/9/20)
FG Made	5	vs. Belmont (1/9/20)
FG Attempted	13	at Ohio State (12/17/19)
3-Point FG Made	1	4x, last vs. Belmont (1/9/20)
3-Point FG Attempted	4	at Ohio State (12/17/19)
FT Made	4	vs. Belmont (1/9/20)
FT Attempted	4	2x, last vs. Belmont (1/9/20)
Assists	6	vs. Denver (11/30/19)
Blocks	-	-
Steals	3	vs. Denver (11/30/19)
Minutes	31	2x, last vs. Belmont (1/9/20)

Career-Highs


Points	15	vs. Belmont (1/9/20)
Total Rebounds	5	vs. Belmont (1/9/20)
Offensive	1	6x, last vs. Tennessee State (11/11/20)
Defensive	5	vs. Belmont (1/9/20)
FG Made	5	vs. Belmont (1/9/20)
FG Attempted	13	at Ohio State (12/17/19)
3-Point FG Made	2	3x, last vs. Belmont (3/2)
3-Point FG Attempted	4	at Ohio State (12/17/19)
FT Made	4	vs. Belmont (1/9/20)
FT Attempted	4	2x, last vs. Belmont (1/9/20)
Assists	6	vs. Denver (11/30/19)
Blocks	-	-
Steals	3	vs. Denver (11/30/19)
Minutes	31	2x, last vs. Belmont (1/9/20)

Kao's Career Statistics at Southeast Missouri

Overall																			
Season	G-GS	Min	Avg	FG-FGA	Pct	3FG-3FGA	Pct	FT-FTA	Pct	Off	Def	Tot	Avg	PF	FO	A	TO	Blk	Stl
2018-19	20-0	163	8.2	24-46	.522	13-23	.565	4-4	1.000	2	11	13	0.7	15	0	21	14	0	6
2019-20	17-4	262	15.4	24-76	.316	4-18	.222	11-15	.733	5	14	19	1.1	34	1	22	18	0	8
Total	37-4	425	11.5	48-122	.393	17-41	.415	15-19	.789	7	25	32	0.9	49	1	43	32	0	14
Ohio Valley Conference Games Only																			
Season	G-GS	Min	Avg	FG-FGA	Pct	3FG-3FGA	Pct	FT-FTA	Pct	Off	Def	Tot	Avg	PF	FO	A	TO	Blk	Stl
2018-19	12-0	122	10.2	16-30	.533	9-14	.643	2-2	1.000	1	8	9	0.8	10	0	16	12	0	6
2019-20	4-3	70	17.5	8-22	.364	2-6	.333	6-6	1.000	1	8	9	2.3	12	0	7	6	0	0
Total	16-3	192	12.0	24-52	.462	11-20	.550	8-8	1.000	2	16	18	1.1	22	0	23	18	0	6



2019-20 BASKETBALL NOTES



► Guard
► Freshman (2)
► 6-5 ► 180
► Durham, N.C.
► Voyager Academy

JORDAN LOVE

2

2019-20: Saw action in 12 games off the bench...Played in his first career game vs. The Citadel (11/19)...Scored a season-high eight points and grabbed a season-best four rebounds vs. Tennessee State (1/11)...Scored the first points of his career on a 3-pointer vs. Denver (11/30)...Had a season-high three rebounds at Southern Illinois (12/21).

Love's Game-by-Game Statistics

2019-20	FG	3P	FT	O/D	REB	E	PTS	A	TO	B	S	M
at Vanderbilt	DNP	-	-	-	-	-	-	-	-	-	-	-
Purdue Fort Wayne	DNP	-	-	-	-	-	-	-	-	-	-	-
The Citadel	0-0	0-0	0-0	0/0	0	0	0	0	0	0	0	4
Missouri S&T	0-0	0-0	0-0	0/0	0	0	0	0	0	0	0	1
vs. Cal State Fullerton	DNP	-	-	-	-	-	-	-	-	-	-	-
at Santa Clara	DNP	-	-	-	-	-	-	-	-	-	-	-
vs. Denver	1-1	1-1	0-0	0/1	1	0	3	0	1	0	1	9
at Abilene Christian	1-1	0-0	0-0	0/0	0	0	2	0	0	0	0	4
at Drake	DNP	-	-	-	-	-	-	-	-	-	-	-
at Youngstown State	0-4	0-2	1-4	0/1	1	0	1	0	0	0	1	12
at Ohio State	0-1	0-0	0-0	0/1	1	0	0	0	0	0	0	5
at Southern Illinois	0-0	0-0	0-0	0/3	3	1	0	0	1	0	0	6
Missouri Baptist	2-5	0-1	0-0	0/2	2	1	4	0	0	0	0	14
at Austin Peay	0-1	0-0	0-0	0/1	1	1	0	1	1	0	0	9
at Murray State	0-3	0-0	0-0	1/0	1	0	0	0	1	0	0	12
Belmont	1-1	0-0	2-2	0/0	0	0	4	0	0	0	1	11
Tennessee State	3-7	0-1	2-4	1/3	4	2	8	2	1	0	0	26
Austin Peay												
Murray State												
at SIU Edwardsville												
at Eastern Illinois												
at Morehead State												
at Eastern Kentucky												
Jacksonville State												
Tennessee Tech												
UT Martin												
SIU Edwardsville												
at Jacksonville State												
at Tennessee Tech												
Eastern Illinois												
at UT Martin												
Total	8-24	1-5	5-10	2/12	14	5	22	3	5	0	3	113

* - Game Started

2019-20 Season/Career-Highs


Points	8	vs. Tennessee State (1/11/20)
Total Rebounds	4	vs. Tennessee State (1/11/20)
Offensive	1	2x, last vs. Tennessee State (1/11/20)
Defensive	3	2x, last vs. Tennessee State (1/11/20)
FG Made	3	vs. Tennessee State (1/11/20)
FG Attempted	7	vs. Tennessee State (1/11/20)
3-Point FG Made	1	vs. Denver (11/30/19)
3-Point FG Attempted	2	at Youngstown State (12/15/19)
FT Made	2	2x, last vs. Tennessee State (1/11/20)
FT Attempted	4	2x, last vs. Tennessee State (1/11/20)
Assists	2	vs. Tennessee State (1/11/20)
Blocks	-	-
Steals	1	3x, last vs. Belmont (1/9/20)
Minutes	26	vs. Tennessee State (1/11/20)

Love's Career Statistics at Southeast Missouri

Overall																	
Season	G-GS	Min	Avg	FG-FGA	Pct	3FG-3FGA	Pct	FT-FTA	Pct	Off	Def	Tot	Avg	PF	FO	A	TO
2019-20	12-0	113	9.4	8-24	.333	1-5	.200	5-10	.500	2	12	14	1.2	5	0	3	5
Ohio Valley Conference Games Only																	
Season	G-GS	Min	Avg	FG-FGA	Pct	3FG-3FGA	Pct	FT-FTA	Pct	Off	Def	Tot	Avg	PF	FO	A	TO
2019-20	4-0	58	14.5	4-12	.333	0-1	.000	4-6	.667	2	4	6	1.5	3	0	3	3



2019-20 BASKETBALL NOTES



► Guard
► Freshman (1)
► 6-2 ► 175
► Chicago, Ill.
► St. Patrick H.S.

JAKOB MEDINA

20

2019-20: --

Medina's Game-by-Game Statistics

2019-20	FG	3P	FT	O/D	REB	F	PTS	A	TO	B	S	M
at Vanderbilt	DNP	-	-	-	-	-	-	-	-	-	-	-
Purdue Fort Wayne	DNP	-	-	-	-	-	-	-	-	-	-	-
The Citadel	DNP	-	-	-	-	-	-	-	-	-	-	-
Missouri S&T	DNP	-	-	-	-	-	-	-	-	-	-	-
vs. Cal State Fullerton	DNP	-	-	-	-	-	-	-	-	-	-	-
at Santa Clara	DNP	-	-	-	-	-	-	-	-	-	-	-
vs. Denver	DNP	-	-	-	-	-	-	-	-	-	-	-
at Abilene Christian	DNP	-	-	-	-	-	-	-	-	-	-	-
at Drake	DNP	-	-	-	-	-	-	-	-	-	-	-
at Youngstown State	DNP	-	-	-	-	-	-	-	-	-	-	-
at Ohio State	DNP	-	-	-	-	-	-	-	-	-	-	-
at Southern Illinois	DNP	-	-	-	-	-	-	-	-	-	-	-
Missouri Baptist	DNP	-	-	-	-	-	-	-	-	-	-	-
at Austin Peay	DNP	-	-	-	-	-	-	-	-	-	-	-
at Murray State	DNP	-	-	-	-	-	-	-	-	-	-	-
Belmont	DNP	-	-	-	-	-	-	-	-	-	-	-
Tennessee State	DNP	-	-	-	-	-	-	-	-	-	-	-
Austin Peay												
Murray State												
at SIU Edwardsville												
at Eastern Illinois												
at Morehead State												
at Eastern Kentucky												
Jacksonville State												
Tennessee Tech												
UT Martin												
SIU Edwardsville												
at Jacksonville State												
at Tennessee Tech												
Eastern Illinois												
at UT Martin												
Total												

* - Game Started

2019-20 Season/Career-Highs


Points	-
Total Rebounds	-
Offensive	-
Defensive	-
FG Made	-
FG Attempted	-
3-Point FG Made	-
3-Point FG Attempted	-
FT Made	-
FT Attempted	-
Assists	-
Blocks	-
Steals	-
Minutes	-

Medina's Career Statistics at Southeast Missouri

Season	G-GS	Min	Avg	FG-FGA	Pct	3FG-3FGA	Pct	FT-FTA	Pct	Off	Def	Tot	Avg	PF	FQ	A	TO	Blk	Stl	Pts	Avg
2019-20																					
Overall																					
Ohio Valley Conference Games Only																					
Season	G-GS	Min	Avg	FG-FGA	Pct	3FG-3FGA	Pct	FT-FTA	Pct	Off	Def	Tot	Avg	PF	FQ	A	TO	Blk	Stl	Pts	Avg
2019-20																					



2019-20 BASKETBALL NOTES



- Forward
- Junior (3)
- 6-6 ► 190
- Lee's Summit, Mo.
- Kansas City East Christian Academy
- John Wood CC

EVAN MORRISON

12

2019-20: Played in nine games off the bench...Logged his first minutes of the season at the Cable Car Classic...Played a season-high 12 minutes vs. Belmont (1/9)...Scored the first points of his career on a 3-pointer at #5 Ohio State (12/17)...Also knocked down a 3-pointer vs. Missouri Baptist (12/29).

Morrison's Game-by-Game Statistics

2019-20	FG	3P	FT	Q/D	REB	E	PTS	A	TO	B	S	M
at Vanderbilt	DNP	-	-	-	-	-	-	-	-	-	-	-
Purdue Fort Wayne	DNP	-	-	-	-	-	-	-	-	-	-	-
The Citadel	DNP	-	-	-	-	-	-	-	-	-	-	-
Missouri S&T	DNP	-	-	-	-	-	-	-	-	-	-	-
vs. Cal State Fullerton	0-0	0-0	0-0	0/0	0	0	0	0	0	0	0	0+
at Santa Clara	0-0	0-0	0-0	0/0	0	1	0	0	0	0	0	6
vs. Denver	0-0	0-0	0-0	0/0	0	0	0	0	0	0	0	1
at Abilene Christian	0-1	0-1	0-0	0/0	0	0	0	0	0	0	1	5
at Drake	DNP	-	-	-	-	-	-	-	-	-	-	-
at Youngstown State	DNP	-	-	-	-	-	-	-	-	-	-	-
at Ohio State	1-1	1-1	0-0	0/0	0	0	3	0	0	0	0	3
at Southern Illinois	DNP	-	-	-	-	-	-	-	-	-	-	-
Missouri Baptist	1-3	1-2	0-0	0/1	1	0	3	0	0	0	0	7
at Austin Peay	0-0	0-0	0-0	0/0	0	0	0	0	0	0	0	2
at Murray State	0-0	0-0	0-0	0/0	0	0	0	0	0	0	0	2
Belmont	0-2	0-2	0-0	0/0	0	1	0	0	1	0	0	12
Tennessee State	DNP	-	-	-	-	-	-	-	-	-	-	-
Austin Peay												
Murray State												
at SIU Edwardsville												
at Eastern Illinois												
at Morehead State												
at Eastern Kentucky												
Jacksonville State												
Tennessee Tech												
UT Martin												
SIU Edwardsville												
at Jacksonville State												
at Tennessee Tech												
Eastern Illinois												
at UT Martin												
Total	2-7	2-6	0-0	0/1	1	2	6	0	1	0	1	38

* - Game Started

2019-20 Season/Career-Highs

Points	3	2x, last vs. Missouri Baptist (12/29/19)
Total Rebounds	1	vs. Missouri Baptist (12/29/19)
Offensive	-	-
Defensive	1	vs. Missouri Baptist (12/29/19)
FG Made	1	2x, last vs. Missouri Baptist (12/29/19)
FG Attempted.....	3	vs. Missouri Baptist (12/29/19)
3-Point FG Made.....	1	2x, last vs. Missouri Baptist (12/29/19)
3-Point FG Attempted.....	2	2x, last vs. Belmont (1/9/20)
FT Made.....	-	-
FT Attempted.....	-	-
Assists	-	-
Blocks.....	-	-
Steals.....	1	at Abilene Christian (12/5/19)
Minutes	12	vs. Belmont (1/9/20)

Morrison's Career Statistics at Southeast Missouri

Season	G-GS	Min	Avg	FG-FGA	Pct	3FG-3FGA	Pct	FT-FTA	Pct	Off	Def	Tot	Avg	PF	FO	A	TO	Blk	Stl	Pts	Avg
2019-20	9-0	38	4.2	2-7	.286	2-6	.333	0-0	.000	0	1	1	0.1	2	0	0	1	0	1	6	0.7
Ohio Valley Conference Games Only																					
Season	G-GS	Min	Avg	FG-FGA	Pct	3FG-3FGA	Pct	FT-FTA	Pct	Off	Def	Tot	Avg	PF	FO	A	TO	Blk	Stl	Pts	Avg
2019-20	3-0	16	5.3	0-2	.000	0-2	.000	0-0	.000	0	0	0	0.0	1	0	0	1	0	0	0	0.0



2019-20 BASKETBALL NOTES



► Guard
► Freshman (1)
► 6-1 ► 180
► Atlanta, Ga.
► Scotland Prep School (Pa.)

DQ NICHOLAS

11

2019-20: Became the Redhawks first 20-point scorer this season when he dropped in a game-high 24 on 9-of-16 field goals and 5-of-6 free throws vs. The Citadel (11/19)...Scored double-digits for the first time in his career against the Bulldogs...Averages 8.8 points per game as the Redhawks fourth-leading scorer...Scored eight points in his first career start vs. Purdue Fort Wayne (11/10)...Tallied five points and dished out one assist in his first career NCAA Division I game at Vanderbilt (11/6)...Pitched in a game-high 21 points and made a perfect 14-of-14 free throws at Abilene Christian (12/5)...All of those free throws were in the second half...Was named Ohio Valley Conference Co-Freshman of the Week on Dec. 9...Ranks 10th in the OVC in free throw percentage (.788) and 28th in minutes played (26.4)...Scored double figures in six games.

Nicholas' Game-by-Game Statistics

2019-20	FG	3P	FT	O/D	REB	F	PTS	A	TO	B	S	M
at Vanderbilt	1-2	1-1	2-2	0/1	1	0	5	1	2	0	0	16
Purdue Fort Wayne*	3-4	0-1	2-2	0/2	2	1	8	2	2	0	0	22
The Citadel*	9-16	1-3	5-6	0/6	6	1	24	0	6	0	0	29
Missouri S&T*	1-4	0-1	0-0	0/6	6	2	2	1	1	1	1	28
vs. Cal State Fullerton*	2-8	2-4	0-2	0/0	0	2	6	0	1	0	0	26
at Santa Clara*	3-6	1-3	4-6	0/3	3	3	11	3	3	0	1	27
vs. Denver*	1-3	1-3	0-0	0/0	0	1	3	2	1	0	1	21
at Abilene Christian*	3-5	1-2	14-14	0/4	4	3	21	2	1	0	3	33
at Drake*	3-11	0-2	1-3	1/4	5	1	7	3	3	0	2	34
at Youngstown State*	2-7	1-2	0-2	0/1	1	3	5	0	1	0	0	19
at Ohio State*	3-6	0-1	4-5	1/2	3	0	10	1	1	0	0	32
at Southern Illinois*	2-6	1-3	0-0	0/2	2	0	5	2	1	1	0	26
Missouri Baptist*	1-5	0-2	3-4	0/2	2	4	5	0	2	1	0	24
at Austin Peay	4-7	1-2	2-2	0/1	1	1	11	2	0	0	2	22
at Murray State	1-5	0-1	0-0	1/0	1	2	2	1	2	1	0	26
Belmont*	2-6	0-2	4-4	0/5	5	0	8	0	1	0	0	32
Tennessee State*	7-11	2-4	0-0	0/5	5	2	16	2	3	0	1	31
Austin Peay												
Murray State												
at SIU Edwardsville												
at Eastern Illinois												
at Morehead State												
at Eastern Kentucky												
Jacksonville State												
Tennessee Tech												
UT Martin												
SIU Edwardsville												
at Jacksonville State												
at Tennessee Tech												
Eastern Illinois												
at UT Martin												
Total	48-112	12-37	41-52	3/44	47	26	149	22	31	4	11	448

* - Game Started

2019-20 Season/Career-Highs

Points	24	vs. The Citadel (11/19/19)
Total Rebounds	6	2x, last vs. Missouri S&T (11/22/19)
Offensive	1	3x, last at Murray State (1/4/20)
Defensive	6	2x, last vs. Missouri S&T (11/22/19)
FG Made	9	vs. The Citadel (11/19/19)
FG Attempted	16	vs. The Citadel (11/19/19)
3-Point FG Made	2	2x, last vs. Tennessee State (1/11/20)
3-Point FG Attempted	4	2x, last vs. Tennessee State (1/11/20)
FT Made	14	at Abilene Christian (12/5/19)
FT Attempted	14	at Abilene Christian (12/5/19)
Assists	3	2x, last at Drake (12/7/19)
Blocks	1	3x, last vs. Missouri Baptist (12/29/19)
Steals	3	at Abilene Christian (12/5/19)
Minutes	34	at Drake (12/7/19)

Nicholas' Career Statistics at Southeast Missouri

Overall																			
Season	G-GS	Min	Avg	FG-FGA	Pct	3FG-3FGA	Pct	FT-FTA	Pct	Off	Def	Tot	Avg	PF	FQ	A	TO	Blk	Stl
2019-20	17-14	448	26.4	48-112	.429	12-37	.324	41-52	.788	3	44	47	2.8	26	0	22	31	4	11
Ohio Valley Conference Games Only																			
Season	G-GS	Min	Avg	FG-FGA	Pct	3FG-3FGA	Pct	FT-FTA	Pct	Off	Def	Tot	Avg	PF	FQ	A	TO	Blk	Stl
2019-20	4-2	111	27.8	14-29	.483	3-9	.333	6-6	1.000	1	11	12	3.0	5	0	5	6	1	3



2019-20 BASKETBALL NOTES



► Guard
► Sophomore (3)
► 6-4 ► 205
► Houston, Texas
► ASPIRE Academy (Ky.)

NYGAL RUSSELL

25

2019-20: Did not play at Murray State (1/4) and vs. Belmont (1/9) due to back spasms...Played 14 games and made one start...His first start of the season was at Austin Peay (1/2)...Averages 3.5 points and 2.4 rebounds per contest...Scored six points and had two rebounds in 24 minutes at Vanderbilt (11/6)...Posted a season-high 12 points vs. Missouri Baptist (12/29)...Collected a season-best seven rebounds at Santa Clara (11/29).

Russell's Game-by-Game Statistics

2019-20	FG	3P	FT	Q/D	REB	E	PTS	A	TO	B	S	M
at Vanderbilt	3-8	0-4	0-0	0/2	2	2	6	0	2	0	0	24
Purdue Fort Wayne	0-1	0-0	0-0	0/0	0	0	0	0	0	0	0	5
The Citadel	1-4	0-2	0-0	0/1	1	0	2	0	2	0	1	10
Missouri S&T	0-2	0-1	0-0	0/1	1	0	0	0	0	0	1	10
vs. Cal State Fullerton	0-2	0-1	1-2	0/2	2	3	1	1	2	0	0	13
at Santa Clara	3-7	0-1	4-4	0/7	7	2	10	1	1	1	2	21
vs. Denver	4-6	1-3	0-0	0/3	3	3	9	0	3	0	0	16
at Abilene Christian	0-4	0-1	0-0	1/1	2	2	0	1	1	0	0	15
at Drake	0-1	0-0	0-0	0/2	2	1	0	0	1	0	0	8
at Youngstown State	DNP	-	-	-	-	-	-	-	-	-	-	-
at Ohio State	0-0	0-0	0-0	0/1	1	0	0	1	1	0	0	3
at Southern Illinois	2-5	0-1	1-2	1/2	3	1	5	1	1	0	2	10
Missouri Baptist	4-7	0-1	4-6	2/4	6	3	12	6	2	0	1	23
at Austin Peay*	2-6	0-0	0-0	0/3	3	1	4	1	0	0	0	19
at Murray State	DNP	-	-	-	-	-	-	-	-	-	-	-
Belmont	DNP	-	-	-	-	-	-	-	-	-	-	-
Tennessee State	0-0	0-0	0-0	0/0	0	0	0	0	0	0	0	3
Austin Peay												
Murray State												
at SIU Edwardsville												
at Eastern Illinois												
at Morehead State												
at Eastern Kentucky												
Jacksonville State												
Tennessee Tech												
UT Martin												
SIU Edwardsville												
at Jacksonville State												
at Tennessee Tech												
Eastern Illinois												
at UT Martin												
Total	19-53	1-15	10-14	4/29	33	18	49	12	16	1	7	180

* - Game Started

2019-20 Season-Highs

Points	12	vs. Missouri Baptist (12/29/19)
Total Rebounds	7	at Santa Clara (11/29/19)
Offensive	1	3x, last at Southern Illinois (12/21/19)
Defensive	7	at Santa Clara (11/29/19)
FG Made	4	2x, last vs. Missouri Baptist (12/29/19)
FG Attempted	8	at Vanderbilt (11/6/19)
3-Point FG Made	1	vs. Denver (11/30/19)
3-Point FG Attempted	4	at Vanderbilt (11/6/19)
FT Made	4	2x, last vs. Missouri Baptist (12/29/19)
FT Attempted	6	vs. Missouri Baptist (12/29/19)
Assists	6	vs. Missouri Baptist (12/29/19)
Blocks	1	at Santa Clara (11/29/19)
Steals	2	2x, last at Southern Illinois (12/21/19)
Minutes	24	at Vanderbilt (11/6/19)

Career-Highs


Points	12	2x, last vs. Missouri Baptist (12/29/19)
Total Rebounds	8	vs. Belmont (3/2/19)
Offensive	3	at Mississippi Valley State (12/4/18)
Defensive	7	2x, last at Santa Clara (11/29/19)
FG Made	5	vs. Tennessee Tech (2/7/19)
FG Attempted	9	vs. Tennessee Tech (2/7/19)
3-Point FG Made	3	at SIU Edwardsville (1/3/19)
3-Point FG Attempted	5	at SIU Edwardsville (1/3/19)
FT Made	8	at Austin Peay (2/21/19)
FT Attempted	8	at Austin Peay (2/21/19)
Assists	6	at Eastern Illinois (2/16/19)
Blocks	1	2x, last at Santa Clara (11/29/19)
Steals	3	vs. Tennessee Tech (2/7/19)
Minutes	27	vs. Belmont (3/2/19)

Russell's Career Statistics at Southeast Missouri

Overall																			
Season	G-GS	Min	Avg	FG-FGA	Pct	3FG-3FGA	Pct	FT-FTA	Pct	Off	Def	Tot	Avg	PF	FQ	A	TO	Blk	Stl
2018-19	31-9	499	16.1	53-147	.361	16-53	.302	43-62	.694	13	69	82	2.6	60	2	44	40	2	13
2019-20	14-1	180	12.9	19-53	.358	1-15	.067	10-14	.714	4	29	33	2.4	18	0	12	16	1	7
Total	45-10	679	15.1	72-200	.360	17-68	.250	53-76	.697	17	98	115	2.6	78	2	56	56	3	20
Ohio Valley Conference Games Only																			
Season	G-GS	Min	Avg	FG-FGA	Pct	3FG-3FGA	Pct	FT-FTA	Pct	Off	Def	Tot	Avg	PF	FQ	A	TO	Blk	Stl
2018-19	18-8	297	16.5	33-93	.355	11-34	.324	37-50	.740	7	33	40	2.2	38	1	28	24	2	8
2019-20	2-1	22	11.0	2-6	.333	0-0	.000	0-0	.000	0	3	3	1.5	1	0	1	0	0	4
Total	20-9	319	16.0	35-99	.354	11-34	.324	37-50	.740	7	36	43	2.2	39	1	29	24	2	12



2019-20 BASKETBALL NOTES



- Forward
- Sophomore (2)
- 6-8 ► 210
- Richmond, Texas
- Combine Academy (N.C.)

SAGE TOLBERT

23

2019-20: Scored double figures for the first time this season when he finished with 12 points and eight rebounds vs. Purdue Fort Wayne (11/10)... Had nine points, seven rebounds, one assist and a steal in his first start of the season at Vanderbilt (11/6)... Rates third on the team in scoring with 8.9 points a game... Leads the team in rebounding with 6.5 boards per contest... Is second on the team in field goal percentage (.520)... Pitched in a season-high 17 points at Drake (12/7)... Scored 16 points and had nine rebounds vs. Missouri S&T (11/22)... Turned in a double-double 13 points and 10 rebounds vs. Cal State Fullerton (11/27)... Added a double-double 11 points and 11 rebounds vs. Missouri Baptist (12/29)... Ranks ninth in the Ohio Valley Conference rebounding, 11th in field goal percentage, sixth in offensive rebounds (2.5 rpg) and tied for 15th in defensive rebounds (3.9 rpg).

Tolbert's Game-by-Game Statistics

2019-20	FG	3P	FT	O/D	REB	F	PTS	A	TO	B	S	M
at Vanderbilt*	3-8	0-0	3-4	2/5	7	1	9	1	3	0	1	29
Purdue Fort Wayne*	4-6	0-0	3-6	2/6	8	2	11	1	2	0	2	22
The Citadel*	3-5	0-0	0-1	4/2	6	4	6	1	2	0	1	28
Missouri S&T*	6-7	0-0	4-8	4/5	9	4	16	2	1	0	1	34
vs. Cal State Fullerton*	4-8	0-0	5-5	3/7	10	4	13	0	0	0	0	22
at Santa Clara*	3-3	0-0	1-4	0/2	2	4	7	1	5	0	0	20
vs. Denver*	3-6	0-1	0-0	2/4	6	3	6	0	0	0	1	11
at Abilene Christian*	4-6	0-1	6-8	3/6	9	3	14	2	3	2	0	27
at Drake*	4-7	0-1	9-14	3/3	6	2	17	1	4	0	1	34
at Youngstown State*	0-3	0-0	0-0	2/2	4	1	0	1	3	0	1	20
at Ohio State*	1-7	0-0	1-2	3/3	6	2	3	0	2	0	1	22
at Southern Illinois*	1-5	0-0	0-0	3/3	6	3	2	1	1	0	1	29
Missouri Baptist*	5-10	0-0	1-2	2/9	11	3	11	1	2	2	0	30
at Austin Peay*	3-5	0-0	2-3	1/3	4	2	8	0	2	2	3	32
at Murray State*	3-5	0-0	3-6	3/2	5	3	9	0	1	1	0	23
Belmont*	4-6	0-0	3-4	3/2	5	2	11	2	3	1	1	27
Tennessee State*	2-5	0-1	5-6	3/3	6	1	9	2	2	1	0	28
Austin Peay												
Murray State												
at SIU Edwardsville												
at Eastern Illinois												
at Morehead State												
at Eastern Kentucky												
Jacksonville State												
Tennessee Tech												
UT Martin												
SIU Edwardsville												
at Jacksonville State												
at Tennessee Tech												
Eastern Illinois												
at UT Martin												
Total	53-102	0-4	46-73	43/67	110	44	152	16	36	9	14	438

* - Game Started

2019-20 Season-Highs

Points	17	at Drake (12/7/19)
Total Rebounds	11	vs. Missouri Baptist (12/29/19)
Offensive	4	2x, last vs. Missouri S&T (11/22/19)
Defensive	9	vs. Missouri Baptist (12/29/19)
FG Made	6	vs. Missouri S&T (11/22/19)
FG Attempted	10	vs. Missouri Baptist (12/29/19)
3-Point FG Made	-	-
3-Point FG Attempted	1	4x, last vs. Tennessee State (1/11/20)
FT Made	9	at Drake (12/7/19)
FT Attempted	14	at Drake (12/7/19)
Assists	2	4x, last vs. Tennessee State (1/11/20)
Blocks	2	3x, last at Austin Peay (1/2/20)
Steals	3	at Austin Peay (1/2/20)
Minutes	34	2x, last at Drake (12/7/19)

Career-Highs


Points	18	vs. Eastern Kentucky (1/24/19)
Total Rebounds	11	2x, last vs. Missouri Baptist (12/29/19)
Offensive	5	at Bradley (11/10/18)
Defensive	9	vs. Missouri Baptist (12/29/19)
FG Made	8	vs. Eastern Kentucky (1/24/19)
FG Attempted	9	vs. Eastern Kentucky (1/24/19)
3-Point FG Made	1	3x, last at Belmont (1/31/19)
3-Point FG Attempted	2	vs. Western Illinois (12/1/18)
FT Made	9	at Drake (12/7/19)
FT Attempted	14	at Drake (12/7/19)
Assists	2	4x, last vs. Tennessee State (1/11/20)
Blocks	2	5x, last at Austin Peay (1/2/20)
Steals	3	at Austin Peay (1/2/20)
Minutes	34	2x, last at Drake (12/7/19)

Tolbert's Career Statistics at Southeast Missouri

Overall																					
Season	G-GS	Min	Avg	FG-FGA	Pct	3FG-3FGA	Pct	FT-FTA	Pct	Off	Def	Tot	Avg	PF	FO	A	TO	Blk	Stl	Pts	Avg
2018-19	31-27	628	20.3	72-158	.456	3-8	.375	47-86	.547	55	101	156	5.0	96	8	8	63	18	15	194	6.3
2019-20	18-14	438	25.8	53-102	.520	0-4	.000	46-73	.630	43	67	110	6.5	44	0	16	36	9	14	152	8.9
Total	48-44	1066	22.2	125-260	.481	3-12	.250	93-159	.585	98	168	266	5.5	140	8	24	99	27	29	346	7.2
Ohio Valley Conference Games Only																					
Season	G-GS	Min	Avg	FG-FGA	Pct	3FG-3FGA	Pct	FT-FTA	Pct	Off	Def	Tot	Avg	PF	FO	A	TO	Blk	Stl	Pts	Avg
2018-19	18-14	346	19.2	40-87	.460	2-4	.500	31-52	.596	27	48	75	4.2	52	5	3	32	11	7	113	6.3
2019-20	4-4	110	27.5	12-21	.571	0-1	.000	13-19	.684	10	10	20	5.0	8	0	4	8	5	4	37	9.3
Total	22-18	456	20.7	52-108	.481	2-5	.400	44-71	.620	37	58	95	4.3	60	5	7	40	16	11	150	6.8



2019-20 BASKETBALL NOTES



- Forward
- Senior (5)
- 6-8 ► 215
- Mobile, Ala.
- Gardendale H.S.
- McNeese State

QUATTARIUS WILSON 10

2019-20: Averages 6.6 points and 5.6 rebounds per game through 17 games and 12 starts...Ranks second on the team and 16th in the Ohio Valley Conference in rebounding...Is eighth among league leaders in offensive rebounds (2.4)...Turned in a double-double 12 points and 13 rebounds in his first career Southeast Missouri start at Vanderbilt (11/6)...Added 11 points and eight boards vs. Purdue Fort Wayne (11/10)...Leads the team with two double-doubles...Scored double figures five times...Dropped in 10 points in his first career OVC start at Murray State (1/4)...Scored 10 points in two of his last three games.

Wilson's Game-by-Game Statistics

2019-20	FG	3P	FT	Q/D	REB	E	PTS	A	TO	B	S	M
at Vanderbilt*	4-11	0-0	4-7	6/7	13	2	12	1	3	1	2	30
Purdue Fort Wayne*	3-8	0-1	5-6	3/5	8	5	11	4	1	0	2	26
The Citadel*	2-3	0-1	4-6	2/5	7	4	8	1	1	3	0	24
Missouri S&T*	3-7	1-1	4-8	2/4	6	3	11	1	2	0	0	19
vs. Cal State Fullerton*	1-8	0-2	1-1	1/5	6	2	3	2	3	2	1	18
at Santa Clara*	0-2	0-0	2-2	1/1	2	2	2	0	0	1	0	17
vs. Denver*	4-4	0-0	2-4	5/6	11	3	10	1	3	0	0	27
at Abilene Christian*	1-6	0-1	1-2	2/1	3	5	3	0	3	1	2	21
at Drake	2-4	0-0	0-0	1/2	3	5	4	0	0	0	0	13
at Youngstown State	1-4	0-0	0-2	1/2	3	3	2	0	0	0	0	16
at Ohio State	1-3	0-0	3-3	1/2	3	3	5	2	1	0	0	19
at Southern Illinois	1-5	0-1	0-2	3/4	7	3	2	0	1	0	0	17
Missouri Baptist	1-2	0-0	4-8	1/4	5	1	6	1	1	0	0	23
at Austin Peay*	2-2	0-0	0-0	2/1	3	4	4	2	4	0	0	21
at Murray State*	4-8	0-0	2-4	3/0	3	3	10	0	0	0	1	20
Belmont*	5-10	0-1	0-0	3/2	5	2	10	1	2	0	0	22
Tennessee State*	3-6	0-0	3-5	3/5	8	4	9	1	2	0	1	25
Austin Peay												
Murray State												
at SIU Edwardsville												
at Eastern Illinois												
at Morehead State												
at Eastern Kentucky												
Jacksonville State												
Tennessee Tech												
UT Martin												
SIU Edwardsville												
at Jacksonville State												
at Tennessee Tech												
Eastern Illinois												
at UT Martin												
Total	38-93	1-8	35-60	40/56	96	54	112	17	27	8	9	358

* - Game Started

2019-20 Season/Career-Highs

Points	12	at Vanderbilt (11/6/19)
Total Rebounds	13	at Vanderbilt (11/6/19)
Offensive	6	at Vanderbilt (11/6/19)
Defensive	7	at Vanderbilt (11/6/19)
FG Made	5	vs. Belmont (1/9/20)
FG Attempted	11	at Vanderbilt (11/6/19)
3-Point FG Made	1	vs. Missouri S&T (11/22/19)
3-Point FG Attempted	2	vs. Cal State Fullerton (11/27/19)
FT Made	5	vs. Purdue Fort Wayne (11/10/19)
FT Attempted	8	2x, last vs. Missouri Baptist (12/29/19)
Assists	4	vs. Purdue Fort Wayne (11/10/19)
Blocks	3	vs. The Citadel (11/19/19)
Steals	2	3x, last at Abilene Christian (12/5/19)
Minutes	30	at Vanderbilt (11/6/19)

Wilson's Career Statistics at Southeast Missouri

Overall																	
Season	G-GS	Min	Avg	FG-FGA	Pct	3FG-3FGA	Pct	FT-FTA	Pct	Off	Def	Tot	Avg	PF	FO	A	TO
2019-20	17-12	358	21.1	38-93	.409	1-8	.125	35-60	.583	40	56	96	5.6	54	3	17	27
Ohio Valley Conference Games Only																	
Season	G-GS	Min	Avg	FG-FGA	Pct	3FG-3FGA	Pct	FT-FTA	Pct	Off	Def	Tot	Avg	PF	FO	A	TO
2019-20	4-4	88	22.0	14-26	.538	0-1	.000	5-9	.556	11	8	19	4.8	13	0	4	8



SEASON/CAREER STATISTICS



2019-20 Southeast Missouri Basketball Southeast Missouri Season/Career Statistics (as of Jan 12, 2020) All games



SEASON STATISTICS

CAREER STATISTICS

SUMMARY	gp-gs	min/g	fg%	3fg%	ft%	r/g	a/g	stl	blk	pts/g	gp-gs	min/g	fg%	3fg%	ft%	r/g	a/g	stl	blk	pts/g
HARRIS, Chris	2-0	27.0	.600	.714	.800	3.0	1.0	0	1	15.5	2-0	27.0	.600	.714	.800	3.0	1.0	0	1	15.5
CALDWELL, Alex	17-15	29.6	.419	.333	.800	1.6	2.2	21	9	11.1	41-20	24.4	.434	.362	.789	1.8	1.9	43	14	9.7
TOLBERT, Sage	17-17	25.8	.520	.000	.630	6.5	0.9	14	9	8.9	48-44	22.2	.481	.250	.585	5.5	0.5	29	27	7.2
NICHOLAS, DQ	17-14	26.4	.429	.324	.788	2.8	1.3	11	4	8.8	17-14	26.4	.429	.324	.788	2.8	1.3	11	4	8.8
HOGAN, Skyler	17-17	27.8	.390	.362	.800	4.4	0.8	9	1	8.1	47-44	26.9	.423	.374	.779	3.7	1.0	30	6	9.7
AGNEW, Darrious	13-5	13.5	.472	.286	.654	2.7	0.5	9	0	6.7	13-5	13.5	.472	.286	.654	2.7	0.5	9	0	6.7
WILSON, Quatarrius	17-12	21.1	.409	.125	.583	5.6	1.0	9	8	6.6	17-12	21.1	.409	.125	.583	5.6	1.0	9	8	6.6
GABLE, Isaiah	16-0	20.1	.390	.315	.400	2.2	0.6	5	1	5.3	62-24	19.6	.433	.373	.683	2.5	0.8	16	7	6.5
CUFFEE, Khalil	4-0	9.0	.313	.000	.714	0.8	0.8	0	1	3.8	17-0	5.2	.465	.333	.600	0.4	0.3	2	1	3.5
KAO, Oscar	17-4	15.4	.316	.222	.733	1.1	1.3	8	0	3.7	37-4	11.5	.393	.415	.789	0.9	1.2	14	0	3.5
RUSSELL, Nygal	14-1	12.9	.358	.067	.714	2.4	0.9	7	1	3.5	45-10	15.1	.360	.250	.697	2.6	1.2	20	3	4.8
LOVE, Jordan	12-0	9.4	.333	.200	.500	1.2	0.3	3	0	1.8	12-0	9.4	.333	.200	.500	1.2	0.3	3	0	1.8
MORRISON, Evan	9-0	4.2	.286	.333	.000	0.1	0.0	1	0	0.7	9-0	4.2	.286	.333	.000	0.1	0.0	1	0	0.7

SCORING	fg-fga	fg%	3fg-fga	3fg%	ft-fa	ft%	pts	pts/g	fg-fga	fg%	3fg-fga	3fg%	ft-fa	ft%	pts	pts/g
HARRIS, Chris	9-15	.600	5-7	.714	8-10	.800	31	15.5	9-15	.600	5-7	.714	8-10	.800	31	15.5
CALDWELL, Alex	70-167	.419	24-72	.333	24-30	.800	188	11.1	141-325	.434	54-149	.362	60-76	.789	396	9.7
TOLBERT, Sage	53-102	.520	0-4	.000	46-73	.630	152	8.9	125-260	.481	3-12	.250	93-159	.585	346	7.2
NICHOLAS, DQ	48-112	.429	12-37	.324	41-52	.788	149	8.8	48-112	.429	12-37	.324	41-52	.788	149	8.8
HOGAN, Skyler	48-123	.390	21-58	.362	20-25	.800	137	8.1	168-397	.423	67-179	.374	53-68	.779	456	9.7
AGNEW, Darrious	34-72	.472	2-7	.286	17-26	.654	87	6.7	34-72	.472	2-7	.286	17-26	.654	87	6.7
WILSON, Quatarrius	38-93	.409	1-8	.125	35-60	.583	112	6.6	38-93	.409	1-8	.125	35-60	.583	112	6.6
GABLE, Isaiah	32-82	.390	17-54	.315	4-10	.400	85	5.3	139-321	.433	81-217	.373	41-60	.683	400	6.5
CUFFEE, Khalil	5-16	.313	0-10	.000	5-7	.714	15	3.8	20-43	.465	10-30	.333	9-15	.600	59	3.5
KAO, Oscar	24-76	.316	4-18	.222	11-15	.733	63	3.7	48-122	.393	17-41	.415	15-19	.789	128	3.5
RUSSELL, Nygal	19-53	.358	1-15	.067	10-14	.714	49	3.5	72-200	.360	17-68	.250	53-76	.697	214	4.8
LOVE, Jordan	8-24	.333	1-5	.200	5-10	.500	22	1.8	8-24	.333	1-5	.200	5-10	.500	22	1.8
MORRISON, Evan	2-7	.286	2-6	.333	0-0	.000	6	0.7	2-7	.286	2-6	.333	0-0	.000	6	0.7

TOTALS	o-reb	d-reb	t-reb	pf	fo	ast	to	a/to	o-reb	d-reb	t-reb	pf	fo	ast	to	a/to
HARRIS, Chris	0	6	6	5	0	2	5	0.4	0	6	6	5	0	2	5	0.4
CALDWELL, Alex	7	21	28	31	1	37	34	1.1	21	52	73	82	1	77	65	1.2
TOLBERT, Sage	43	67	110	44	0	16	36	0.4	98	168	266	140	8	24	99	0.2
NICHOLAS, DQ	3	44	47	26	0	22	31	0.7	3	44	47	26	0	22	31	0.7
HOGAN, Skyler	8	67	75	26	1	14	22	0.6	24	149	173	68	1	47	57	0.8
AGNEW, Darrious	12	23	35	26	0	7	16	0.4	12	23	35	26	0	7	16	0.4
WILSON, Quatarrius	40	56	96	54	3	17	27	0.6	40	56	96	54	3	17	27	0.6
GABLE, Isaiah	5	30	35	30	0	9	13	0.7	26	132	158	108	0	49	51	1.0
CUFFEE, Khalil	0	3	3	4	0	3	2	1.5	1	5	6	15	1	5	8	0.6
KAO, Oscar	5	14	19	34	1	22	18	1.2	7	25	32	49	1	43	32	1.3
RUSSELL, Nygal	4	29	33	18	0	12	16	0.8	17	98	115	78	2	56	56	1.0
LOVE, Jordan	2	12	14	5	0	3	5	0.6	2	12	14	5	0	3	5	0.6
MORRISON, Evan	0	1	1	2	0	0	1	0.0	0	1	1	2	0	0	1	0.0



BOX SCORES

GAME 1

VANDERBILT 83, SOUTHEAST MISSOURI 65

November 6, 2019 • Memorial Gymnasium • Nashville, Tenn.

Southeast Mo. St. 65 • 0-1,0-0 OVC

#	Player	Total		3-Ptr		Rebounds		PF	TP	A	T	Blk	Stl	Min
		FG	FGA	FG	FGA	FT	FTA							
10	Quatarrius Wilson	f	4-11	0-0	4-7	6	7	13	2	12	1	3	1	30
23	Sage Tolbert	f	3-8	0-0	3-4	2	5	7	1	9	1	3	0	29
00	Alex Caldwell	g	3-8	0-3	2-2	0	4	4	3	8	1	1	0	32
03	Skyler Hogan	g	1-2	0-1	0-0	0	1	1	1	2	1	1	0	9
04	Oscar Kao	g	0-0	0-0	0-0	1	2	1	0	0	1	0	0	12
05	Chris Harris	g	6-9	2-3	1-2	0	1	1	2	15	0	3	1	28
11	DQ Nicholas	g	1-2	1-1	2-2	0	1	1	0	5	1	2	0	16
13	Isaiah Gable	g	1-4	0-1	0-1	2	0	2	1	2	0	0	0	10
25	Nygal Russell	g	3-8	0-4	0-0	0	2	2	2	6	0	2	0	24
44	Darrious Agnew	g	3-6	0-0	0-0	1	1	2	1	6	0	0	0	10
Team						2	1	3						
Totals			25-58	3-13	12-18	14	24	38	14	65	5	16	2	4

FG % 1st Half: 12-26 46.2% 2nd half: 13-32 40.6% Game: 25-58 43.1%
3FG % 1st Half: 2-7 28.6% 2nd half: 1-6 16.7% Game: 3-13 23.1%
FT % 1st Half: 6-10 60.0% 2nd half: 6-8 75.0% Game: 12-18 66.7%

Vanderbilt 83 • 1-0,0-0 SEC

#	Player	Total		3-Ptr		Rebounds		PF	TP	A	T	Blk	Stl	Min
		FG	FGA	FG	FGA	FT	FTA							
13	Matthew Moyer	f	1-5	0-3	0-0	0	6	6	2	2	0	1	2	21
15	Clevon Brown	f	6-9	3-4	0-0	5	3	8	0	15	0	2	2	31
24	Aaron Nesmith	f	8-12	7-11	2-2	0	4	4	2	25	2	2	1	34
02	Scotty Pippen Jr.	g	2-8	1-4	2-4	0	2	2	2	7	6	2	0	26
03	Maxwell Evans	g	2-3	2-3	0-1	0	1	1	2	6	3	1	0	24
00	Saben Lee	g	8-16	1-5	4-6	1	3	4	3	21	4	0	0	28
01	Dylan Disu	g	0-5	0-4	0-0	1	4	5	2	0	0	1	1	18
04	Jordan Wright	g	0-0	0-0	0-0	0	1	1	1	0	1	2	1	8
50	Ejike Obinna	g	3-3	0-0	1-1	0	0	0	3	7	0	1	1	8
55	Oton Jankovic	g	0-0	0-0	0-0	0	0	0	1	0	1	1	0	2
Team						3	1	4						
Totals			30-61	14-34	9-14	10	25	35	18	83	17	12	8	200

FG % 1st Half: 13-30 43.3% 2nd half: 17-31 54.8% Game: 30-61 49.2%
3FG % 1st Half: 5-17 29.4% 2nd half: 9-17 52.9% Game: 14-34 41.2%
FT % 1st Half: 1-3 33.3% 2nd half: 8-11 72.7% Game: 9-14 64.3%

Officials: Will Howard, Steven Anderson, Doug Shows
Technical fouls: Southeast Mo. St.-TEAM, Vanderbilt-None.
Attendance: 8097
2019-20 Men's Basketball. Round: 0. Southeast Mo. St. vs Vanderbilt. Played at

Score by periods	1st	2nd	Total
Southeast Mo. St.	32	33	65
Vanderbilt	32	51	83

	In	Off	2nd	Fast	
Points	Paint	T/O	Chance	Break	Bench
SEMO	42	10	17	13	34
Vandy	30	17	4	15	28

GAME 3

THE CITADEL 74, SOUTHEAST MISSOURI 69

November 19, 2019 • Show Me Center • Cape Girardeau, Mo.

The Citadel 74 • 1-3

#	Player	Total		3-Ptr		Rebounds		PF	TP	A	T	Blk	Stl	Min
		FG	FGA	FG	FGA	FT	FTA							
23	Kaelon Harris	f	4-9	2-3	10-12	0	12	12	4	20	1	3	0	30
33	Hayden Brown	f	3-8	0-2	0-0	0	0	0	0	6	1	1	0	3
05	Fletcher Abree	g	3-7	2-5	0-0	0	1	1	3	8	3	0	0	33
11	Kaiden Rice	g	8-15	4-9	0-0	1	2	3	1	20	0	1	0	31
13	Tyson Batista	g	2-7	0-0	0-0	3	6	9	4	4	11	7	0	36
03	Rudy Fitzgibbons III	g	0-5	0-2	0-1	0	0	0	0	2	0	0	0	11
14	Brady Spence	g	1-1	0-0	0-0	0	2	2	1	2	0	1	0	0
25	Alex Reed	g	2-3	2-3	0-0	1	4	5	4	6	0	3	0	0
31	Eddie Davis III	g	3-4	1-1	1-2	1	3	4	1	8	4	2	0	0
32	Derek Webster Jr.	g	0-0	0-0	0-0	0	0	0	0	0	0	0	0	0
Team						3	2	5						
Totals			26-59	11-25	11-15	9	32	41	18	74	22	18	0	5

FG % 1st Half: 14-35 40.0% 2nd half: 12-24 50.0% Game: 26-59 44.1%
3FG % 1st Half: 7-19 36.8% 2nd half: 4-6 66.7% Game: 11-25 44.0%
FT % 1st Half: 5-6 83.3% 2nd half: 6-9 66.7% Game: 11-15 73.3%

Southeast Missouri 69 • 1-2

#	Player	Total		3-Ptr		Rebounds		PF	TP	A	T	Blk	Stl	Min
		FG	FGA	FG	FGA	FT	FTA							
10	WILSON, Quatarrius	f	2-3	0-1	4-6	2	5	7	4	8	1	1	3	0
23	TOLBERT, Sage	f	3-5	0-0	0-1	4	2	6	4	6	1	2	0	1
00	CALDWELL, Alex	g	1-9	0-4	2-4	1	0	1	3	4	6	5	0	28
03	HOGAN, Skyler	g	5-11	1-6	0-1	0	5	5	2	11	0	3	0	2
11	NICHOLAS, DQ	g	9-16	1-3	5-6	0	6	6	1	24	0	6	0	31
02	LOVE, Jordan	g	0-0	0-0	0-0	0	0	0	0	0	0	0	0	0
04	KAO, Oscar	g	1-4	0-1	0-0	1	0	1	2	2	0	0	0	10
13	GABLE, Isaiah	g	3-5	2-4	0-0	0	4	4	1	8	1	0	0	25
25	RUSSELL, Nygal	g	1-4	0-2	0-0	0	1	1	0	2	0	2	0	1
44	AGNEW, Darrious	g	2-5	0-0	0-0	1	2	3	2	4	0	0	0	1
Team						1	2							
Totals			27-62	4-21	11-18	10	26	36	19	69	9	19	3	8

FG % 1st Half: 12-28 42.9% 2nd half: 15-34 44.1% Game: 27-62 43.5%
3FG % 1st Half: 4-14 28.6% 2nd half: 0-7 0.0% Game: 4-21 19.0%
FT % 1st Half: 4-6 66.7% 2nd half: 7-12 58.3% Game: 11-18 61.1%

Officials: Gene Grimshaw, Chase Vaden, Kyle Regezt
Technical fouls: The Citadel-None, Southeast Missouri-None.
Attendance: 1087

Score by periods	1st	2nd	Total
The Citadel	40	34	74
Southeast Missouri	32	37	69

	In	Off	2nd	Fast	
Points	Paint	T/O	Chance	Break	Bench
CIT	26	17	15	2	16
SEMO	36	15	12	10	16

GAME 2

SOUTHEAST MISSOURI 79, PURDUE FORT WAYNE 78

November 10, 2019 • Show Me Center • Cape Girardeau, Mo.

Purdue Fort Wayne 78 • 1-2

#	Player	Total		3-Ptr		Rebounds		PF	TP	A	T	Blk	Stl	Min
		FG	FGA	FG	FGA	FT	FTA							
11	CARL, Dylan	f	5-7	1-1	0-1	1	1	2	5	11	1	3	0	26
13	HOLBA, Matt	f	4-13	3-11	6-7	1	8	9	3	17	4	0	0	30
01	GODFREY, Jarred	g	0-3	0-2	2-2	1	3	4	3	2	7	5	0	27
02	PATRICK, Brian	g	9-20	2-8	4-5	4	8	12	2	24	0	2	0	32
41	DEBERRY, Marcus	g	4-7	3-4	1-2	0	3	1	12	1	0	0	0	33
05	ROLLINS, Tionne	g	2-8	1-3	1-1	1	1	2	2	6	0	0	0	12
15	BILLUPS, Deonte	g	4-4	0-2	2-3	1	0	1	4	6	0	2	0	12
24	BLACK, DeMierre	g	0-0	0-0	0-0	0	0	0	2	0	2	3	0	14
34	BENFORD, Cameron	g	0-2	0-0	0-1	4	2	6	4	0	0	0	0	13
35	GRUNDY, Rylen	g	0-0	0-0	0-0	0	0	0	0	0	0	0	0	1
Team						2	1	3						
Totals			26-64	10-31	16-22	15	27	42	26	78	15	15	0	2

FG % 1st Half: 11-31 35.5% 2nd half: 15-33 45.5% Game: 26-64 40.6%
3FG % 1st Half: 6-18 33.3% 2nd half: 4-13 30.8% Game: 10-31 32.3%
FT % 1st Half: 4-7 57.1% 2nd half: 12-15 80.0% Game: 16-22 72.7%

Southeast Missouri 79 • 1-1

#	Player		Total		3-Ptr		Rebounds		PF	TP	A	T	Blk	Stl	Min
			FG	FGA	FG	FGA	FT	FTA							
10	WILSON, Quatarrius	f	3-8	0-1	5-6	3	5	8	5	11	4	1	0	2	26
23	TOLBERT, Sage	f	4-6	0-0	3-6	2	6	8	2	11	1	2	0	2	22
00	CALDWELL, Alex	g	4-10	2-5	2-4	0	3	3	2	12	2	3	0	0	34
03	HOGAN, Skyler	g	4-7	2-2	1-2	0	2	2	2	11	3	0	0	0	27
11	NICHOLAS, DQ	g	3-4	0-1	2-2	0	2	2	1	8	2	2	0	0	22
04	KAO, Oscar	g	1-3	0-1	0-0	1	0	1	2	2	1	0	0	0	6
05	HARRIS, Chris	g	3-6	3-4	7-8	0	5	5	3	16	2	2	0	0	26
13	GABE, Isaiah	g	2-6	1-0	0-0	0	2	2	2	5	1	0	0	0	21
25	RUSSELL, Nygal	g	0-1	0-0	0-0	0	1	1	0	0	0	0	0	0	5
44	AGNEW, Darrius	g	1-5	0-0	1-2	0	1	1	3	0	0	0	1	1	11
	Team					2	1	3							
	Totals		25-56	8-17	21-30	8	27	35	20	79	16	10	0	5	200



BOX SCORES

GAME 9

DRAKE 78, SOUTHEAST MISSOURI 73

December 7, 2019 • Knapp Center • Des Moines, Iowa

Southeast Missouri 73 • 3-6,0-0 OVC

#	Player	Total		3-Ptr		Rebounds		PF	TP	A	TO	Blk	Stl	Min	
		FG	FGA	FG	FGA	FT	FTA								
23	TOLBERT, Sage	f	4-7	0-1	9-14	3	3	6	2	17	1	4	0	1	34
44	AGNEW, Darrious	f	5-7	1-1	0-1	1	3	4	3	11	4	0	0	2	19
00	CALDWELL, Alex	g	6-11	6-9	0-1	0	3	3	1	18	1	6	1	0	36
03	HOGAN, Skyler	g	3-6	2-5	1-2	0	12	12	5	9	1	2	0	1	38
11	NICHOLAS, DQ	g	3-11	0-2	1-3	1	4	5	1	7	3	3	0	2	34
04	KAO, Oscar	g	0-0	0-0	2-2	0	0	0	1	2	2	0	0	1	4
10	WILSON, Quatarrius	g	2-4	0-0	0-0	1	2	3	5	4	0	0	0	0	13
13	GABLE, Isaiah	g	2-3	1-1	0-0	0	0	0	3	5	0	0	0	0	14
25	RUSSELL, Nygal	g	0-1	0-0	0-0	0	2	2	1	0	0	1	0	0	8
Team						1	0	1							
Totals			25-50		10-19		13-23		7	29	36		22	73	200

FG % 1st Half: 14-26 53.8% 2nd half: 11-24 45.8% Game: 25-50 50.0%
3FG % 1st Half: 6-11 54.5% 2nd half: 4-8 50.0% Game: 10-19 52.6%
FT % 1st Half: 9-10 90.0% 2nd half: 4-13 30.8% Game: 13-23 56.5%

Drake 78 • 8-2,0-0 MVC

#	Player	Total		3-Ptr		Rebounds				PF	TP	A	TO	Blk	Stl	Min		
		FG	FGA	FG	FGA	FT	FTA	Off	Def									
02	Tremell Murphy	f	1-2	0-1	0-2	0	2	2	3	2	0	3	0	0	0	10		
21	Liam Robbins	f	3-6	0-0	5-8	1	6	7	4	11	2	2	3	0	0	19		
00	D.J. Wilkins	g	4-9	1-6	6-6	0	0	0	1	15	0	0	0	0	0	30		
04	Anthony Murphy	g	5-11	2-6	2-2	0	0	0	2	14	0	0	0	0	0	29		
12	Roman Penn	g	6-10	1-2	3-5	3	5	8	3	16	3	3	0	2	3	34		
03	Garrett Sturtz		0-0	0-0	6-6	0	6	6	2	6	0	1	1	1	1	23		
11	Antonio Pilipovic		0-3	0-3	0-1	0	2	2	2	0	1	1	0	2	0	20		
14	Noah Thomas		4-6	1-2	2-4	0	2	2	2	11	2	0	1	4	2	24		
20	Jonah Jackson		1-2	1-2	0-0	0	0	0	0	3	0	0	0	0	0	7		
23	Joseph Yesufu		0-2	0-1	0-0	0	0	0	0	0	1	0	0	0	0	4		
	Team					1	1	2										
	Totals		24-51		6-23		24-34		5	24	29	19	78	9	10	5	9	200

FG % 1st Half: 13-25 52.0% 2nd half: 11-26 42.3% Game: 24-51 47.1%
3FG % 1st Half: 2-10 20.0% 2nd half: 4-13 30.8% Game: 6-23 26.1%
FT % 1st Half: 9-13 69.2% 2nd half: 15-21 71.4% Game: 24-34 70.6%

Officials: Mick Fieldbinder,Dave Cusick,Tim Fitzgerald

Technical fouls: Southeast Missouri-CALDWELL, Alex. Drake-None.

Attendance: 2723

2019-20 Men's Basketball. Round: 0. Drake vs Southeast Mo. St.. Played at Drake

Score by periods	1st	2nd	Total
Southeast Missouri	43	30	73
Drake	37	41	78

	In	Off	2nd	Fast	
Points	Paint	T/O	Chance	Break	Bench
SEMO	26	11	4	2	11
DRA	28	25	4	8	20

GAME 10

YOUNGSTOWN STATE 65, SOUTHEAST MISSOURI 50

December 15, 2019 • Beehly Center • Youngstown, Ohio

Southeast Missouri 50 • 3-7,0-0 OVC

#	Player	Total		3-Ptr		Rebounds				PF	TP	A	TO	Blk	Stl	Min
		FG	FGA	FG	FGA	FT	FTA	Off	Def							
23	TOLBERT, Sage	f	0-3	0-0	0-0	2	2	4	1	0	1	3	0	1	20	
44	AGNEW, Darrious	f	8-14	0-1	1-3	2	4	6	3	17	1	2	0	2	20	
00	CALDWELL, Alex	g	0-6	0-3	0-0	0	1	1	1	0	4	4	0	0	28	
03	HOGAN, Skyler	g	3-8	3-6	0-0	2	4	6	1	9	2	1	0	1	34	
11	NICHOLAS, DQ	g	2-7	0-2	0-2	0	1	1	3	5	0	0	1	0	19	
02	LOVE, Jordan	g	0-4	0-2	1-4	0	1	1	0	1	0	0	1	0	12	
04	KAO, Oscar	g	3-9	0-1	0-1	1	2	2	6	2	1	0	1	0	27	
10	WILSON, Quatarrius	g	1-4	0-0	0-2	1	2	3	2	0	0	0	0	0	16	
13	GABLE, Isaiah	g	3-4	3-4	1-2	1	5	6	3	10	2	1	0	0	24	
Team						4	2	6								
Totals			20-59		7-19		3-14		13	23	36		17	50	200	

FG % 1st Half: 9-28 32.1% 2nd half: 11-31 35.5% Game: 20-59 33.9%
3FG % 1st Half: 4-10 40.0% 2nd half: 1-8 12.5% Game: 7-19 36.8%
FT % 1st Half: 0-1 0.0% 2nd half: 3-13 23.1% Game: 3-14 21.4%

Youngstown St. 65 • 6-5,0-0 Horizon

#	Player	Total		3-Ptr		Rebounds		PF	TP	A	TO	Blk	Stl	Min	
		FG	FGA	FG	FGA	FT	FTA								
31	Michael Akuckie	f	3-8	1-6	0-0	3	7	10	3	7	1	3	1	2	25
33	Naz Bohannon	f	6-7	1-1	1-1	2	7	9	3	14	0	2	0	0	32
03	Darius Quisenberry	g	4-8	1-4	3-4	1	4	5	1	12	4	4	1	1	24
13	Donel Cathcart	g	2-4	1-2	0-0	0	1	1	0	5	2	1	0	0	25
32	Garrett Covington	g	3-5	0-1	1-2	0	2	2	0	7	1	0	0	0	27
00	Tyler Foster		1-3	0-0	0-2	0	2	2	2	2	0	0	0	1	9
01	Jamir Thomas		4-5	0-0	0-1	0	4	4	5	8	0	3	2	1	14
02	Jelani Simmons		1-4	0-1	0-0	1	0	1	0	2	2	0	0	0	12
05	Christian Bentley		1-3	0-0	2-3	0	0	0	1	4	1	1	0	0	11
22	Devin Morgan		1-4	1-3	1-2	0	5	5	1	4	3	2	0	1	21
Team						0	1	1							
Totals			26-51		5-18		8-15		7	33	40	16	4	6	200

FG % 1st Half: 15-23 65.2% 2nd half: 11-28 39.3% Game: 26-51 51.0%
3FG % 1st Half: 4-10 40.0% 2nd half: 1-8 12.5% Game: 5-18 27.8%
FT % 1st Half: 4-8 50.0% 2nd half: 4-7 57.1% Game: 8-15 53.3%

Officials: Michael Nardone,Jason Mirabito,Michael Kitts

Technical fouls: Southeast Missouri-None. Youngstown St.-None.

Attendance: 1243

2019-20 Men's Basketball. Round: 0. Southeast Mo. St. vs Youngstown St.. Played at Youngstown St.

Score by periods	1st	2nd	Total
Southeast Missouri	24	26	50
Youngstown St.	38	27	65

Points	In	Off	2nd	Fast	Bench
SEMO	24	13	5	9	19
YSU	38	9	12	15	

GAME 11

#5 OHIO STATE 80, SOUTHEAST MISSOURI 48

December 17, 2019 • Value City Arena • Columbus, Ohio

Southeast Missouri 48 • 3-8,0-0 OVC

#	Player	Total		3-Ptr		Rebounds				PF	TP	A	TO	Blk	Stl	Min
		FG	FGA	FG	FGA	FT	FTA	Off	Def							
23	TOLBERT, Sage	f	1-7	0-0	1-2	3	3	6	2	3	0	2	0	1	22	
44	AGNEW, Darrious	f	2-4	0-1	0-0	0	1	1	4	4	0	3	0	0	15	
00	CALDWELL, Alex	g	1-9	0-4	0-0	1	1	2	2	2	0	1	0	1	24	
03	HOGAN, Skyler	g	0-8	0-4	2-2	1	1	2	0	2	1	1	0	0	32	
11	NICHOLAS, DQ	g	3-6	0-1	4-5	1	2	3	0	10	1	1	0	0	32	
02	LOVE, Jordan	g	0-1	0-0	0-0	0	1	1	0	0	0	0	0	0	5	
04	KAO, Oscar	g	3-13	1-4	2-2	0	2	2	2	9	0	0	0	0	24	
10	WILSON, Quatarrius	g	1-3	0-0	3-3	1	2	3	3	5	2	1	0	0	19	
12	MORRISON, Evan	g	1-1	1-1	0-0	0	0	0	0	3	0	0	0	0	3	
13	GABLE, Isaiah	g	4-8	2-4	0-0	0	0	0	4	10	0	1	0	0	21	
25	RUSSELL, Nygal	g	0-0	0-0	0-0	0	1	1	0	0	1	1	0	0	3	
Team						1	3	4								
Totals			16-60	4-19	12-14	8	17	25	17	48	5	12	2	0	3	200

FG % 1st Half: 8-28 28.6% 2nd half: 8-32 25.0% Game: 16-60 26.7%
3FG % 1st Half: 2-6 33.3% 2nd half: 2-13 15.4% Game: 4-19 21.1%
FT % 1st Half: 8-9 88.9% 2nd half: 4-5 80.0% Game: 12-14 85.7%

Ohio St. 80 • 10-1,1-1 Big Ten

#	Player	Total		3-Ptr		Rebounds				PF	TP	A	TO	Blk	Stl	Min
		FG	FGA	FG	FGA	FT	FTA	Off	Def							
24	Andre Wesson	f	5-7	3-5	1-1	0	2	2	0	14	3	3	0	0	0	27
25	Kyle Young	f	4-4	1-1	1-2	0	9	9	1	10	1	1	0	1	0	21
04	Kaleb Wesson	f	6-8	3-4	3-4	2	8	10	4	18	2	5	2	0	0	27
01	Luther Muhammad	g	1-3	1-3	0-0	0	0	0	3	3	2	1	0	0	0	17
13	CJ Walker	g	2-3	2-3	1-2	0	2	2	1	7	6	5	0	1	1	26
00	Alonzo Gaffney	g	3-6	0-2	0-0	0	3	3	2	6	1	1	1	0	0	12
03	D.J. Carton	g	4-9	2-5	0-0	1	4	5	4	10	5	2	0	0	0	23
10	Justin Ahrens	g	1-3	1-3	0-0	1	0	1	0	3	2	0	1	0	1	19
15	Ibrahima Diallo	g	0-1	0-0	0-0	1	1	2	0	0	0	1	0	0	0	3
32	E.J. Liddel	g	4-6	0-0	1-3	0	5	5	1	9	0	1	2	1	2	21
40	Daymon Hammer	g	0-1	0-1	0-0	0	0	0	0	0	0	0	0	0	0	1
42	Harrison Hookfin	g	0-0	0-0	0-0	0	0	0	0	0	0	0	0	0	0	1
	Team					2	3	5			1					
Totals			30-51	13-27	7-12	7	37	44	16	80	23	21	6	4	200	



BOX SCORES

GAME 13

SOUTHEAST MISSOURI 74, MISSOURI BAPTIST 59

December 29, 2019 • Show Me Center • Cape Girardeau, Mo.

Missouri Baptist 59 • 7-5

#	Player	Total		3-Ptr		Rebounds		PF	TP	A	TO	Blk	Stl	Min
		FG-FGA	FG-FGA	FT-FTA	FT-FTA	Off	Def							
11	ARMOND, Aumonie	f	4-8	0-2	0-1	2	6	8	3	8	0	0	0	28
12	BACKA, Christian	f	2-5	0-0	1-2	0	4	4	5	0	0	1	0	28
01	ROBINSON, Jahmouri	g	8-19	1-5	7-8	0	5	5	2	24	3	3	0	38
02	HARDY, Brendon	g	1-8	0-4	0-0	0	1	1	0	2	1	0	1	26
32	YAEGER, John	g	8-12	0-0	0-0	1	7	8	4	16	1	3	0	31
03	JACKSON, Austin		0-0	0-0	0-0	0	1	1	1	0	1	0	0	5
05	MOORE, Gerald		1-5	0-1	0-0	1	1	2	2	1	0	0	0	17
10	DECAROLIS, Hasaan		1-5	0-1	0-0	0	1	1	0	2	2	1	0	18
21	REZENE, Naod		0-1	0-1	0-0	0	0	0	1	0	2	0	0	9
Team						3	4	7						
Totals			25-63	1-14	8-11	7	30	37	17	59	10	9	1	4 200
FG % 1st Half: 11-34		32.4%	2nd half: 14-29		48.3%	Game: 25-63		39.7%	Deadball					
3FG % 1st Half: 1-9		11.1%	2nd half: 0-5		0.0%	Game: 1-14		7.1%	Rebounds					
FT % 1st Half: 0-0		0.0%	2nd half: 8-11		72.7%	Game: 8-11		72.7%						

Southeast Missouri 74 • 4-9

#	Player	Total		3-Ptr		Rebounds		PF	TP	A	TO	Blk	Stl	Min			
		FG-FTA	FG-FGA	FT-FTA	FT-FTE	Off	Def										
23	TOLBERT, Sage	f	5-10	0-0	1-2	2	9	11	3	11	1	2	2	30			
44	AGNEW, Darrious	f	0-0	0-0	0-0	0	0	0	0	0	0	0	0	3			
00	CALDWELL, Alex	g	6-9	3-6	0-0	0	1	1	15	5	0	1	3	28			
03	HOGAN, Skyler	g	2-7	2-5	2-2	0	4	4	0	8	2	2	0	29			
11	NICHOLAS, DQ	g	1-5	0-2	3-4	0	2	2	4	5	0	2	1	24			
01	CUFFEE, Khalil	g	3-8	0-5	4-5	0	2	2	1	10	2	1	0	17			
02	LOVE, Jordan		2-5	0-1	0-0	0	2	2	1	4	0	0	0	14			
04	KAO, Oscar		0-0	0-0	0-0	0	0	0	0	0	1	1	0	2			
10	WILSON, Quatarrius		1-2	0-0	4-8	1	4	5	1	6	1	1	0	23			
12	MORRISON, Evan		1-3	1-2	0-0	0	1	1	0	3	0	0	0	7			
25	RUSSELL, Nygal		4-7	0-1	4-6	2	4	6	3	12	6	2	0	23			
Team						2	4	6									
Totals			25-56	6-22	18-27	7	33	40	14	74	17	11	4	6 200			
FG % 1st Half: 9-25		36.0%	2nd half: 16-31		51.6%	Game: 25-56		44.6%	3FG % 1st Half: 4-11		36.4%	2nd half: 2-11		18.2%	Game: 6-22		27.3%
FT % 1st Half: 8-11		72.7%	2nd half: 10-16		62.5%	Game: 18-27		66.7%	Deadball Rebounds		3						

Officials: Craig Murley, Ron Gengenbacher, Kyle Luckie
Technical fouls: Missouri Baptist-None. Southeast Missouri-None.
Attendance: 1001

Score by periods	1st	2nd	Total
Missouri Baptist	23	36	59
Southeast Missouri	30	44	74

Points	In	Off	2nd	Fast	Bench
MBU	38	12	7	6	4
SEMO	34	9	7	6	35

GAME 14

AUSTIN PEAY 78, SOUTHEAST MISSOURI 63

January 2, 2020 • Dunn Center • Clarksville, Tenn.

Southeast Missouri 63 • 4-10, 0-1 OVC

#	Player		Total	3-Ptr	Rebounds									
			FG-FGA	FG-FGA	FT-FTA	Off	Def	PF	TP	A	TO	Blk	Stl	Min
10	WILSON, Quatarrius	f	2-2	0-0	0-0	2	1	3	4	4	2	4	0	21
23	TOLBERT, Sage	f	3-5	0-0	2-3	1	3	4	2	8	0	2	2	32
00	CALDWELL, Alex	g	5-10	2-5	0-0	0	0	0	2	12	2	1	1	26
03	HOGAN, Skyler	g	3-11	2-6	3-3	0	2	2	1	11	2	1	0	33
25	RUSSELL, Nygal	g	2-6	0-0	0-0	0	3	3	1	4	1	0	0	19
01	CUFFEE, Khalil		2-4	0-1	1-2	0	1	1	3	5	0	1	0	7
02	LOVE, Jordan		0-1	0-0	0-0	0	1	1	1	0	1	0	0	9
04	KAO, Oscar		1-4	1-3	0-0	0	1	1	3	3	2	1	0	11
11	NICHOLAS, DQ		4-7	1-2	2-2	0	1	1	1	11	2	0	0	22
12	MORRISON, Evan		0-0	0-0	0-0	0	0	0	0	0	0	0	0	2
13	GABLE, Isaiah		2-4	1-2	0-0	1	0	1	2	5	0	0	0	18
Team						2	2	4						
Totals			24-54	7-19	8-10	6	15	21	20	63	12	11	3	6
FG % 1st Half: 8-27 29.6% 2nd half: 16-27 59.3% Game: 24-54 44.4%														
3FG % 1st Half: 3-10 30.0% 2nd half: 4-9 44.4% Game: 7-19 36.8%														
FT % 1st Half: 5-7 71.4% 2nd half: 3-3 100.0 Game: 8-10 80.0%														
														Deadball Rebounds 0

Austin Peay 78 • 7-7, 1-0 OVC

#	Player	FG	Total	3-Ptr	FG	FTA	Rebounds	Off	Def	TP	TP	A	TO	Blk	Stl	Min
14	Eli Abaev	f	1-2	0-0	2-3	3	2	5	3	4	2	1	1	0	28	
21	Terry Taylor	f	8-16	4-7	2-2	3	8	11	1	22	3	1	2	1	31	
01	Carlos Paez	g	5-6	3-4	0-0	0	2	2	3	13	3	0	0	0	26	
04	Antwan Butler	g	2-7	0-0	0	1	2	3	4	6	2	0	1	0	24	
05	Jordyn Adams	g	8-12	3-4	3-7	1	5	6	1	22	3	4	1	1	31	
00	Evan Hinson		1-3	0-1	2-2	0	3	3	1	4	0	2	0	0	17	
10	Pavle Djuricic		1-2	0-1	2-2	0	0	0	1	4	0	0	0	0	8	
11	Sita Conthe		1-4	1-4	0-0	0	2	2	1	3	0	0	0	0	10	
22	Alec Woodard		0-2	0-1	2-2	3	2	5	0	2	0	0	0	0	23	
41	Sam DeVault		0-1	0-1	0-0	0	0	0	0	0	0	0	0	0	2	
Team						4	0	4								
Totals			27-55	11-23	13-18	15	26	41	13	78	17	12	4	3	200	
FG % 1st Half: 14-28		50.0%	2nd half: 13-27		48.1%	Game: 27-55		49.1%	3FG % 1st Half: 6-11		54.5%	2nd half: 5-12		41.7%	Deadball Rebounds	
FT % 1st Half: 7-11		63.6%	2nd half: 6-7		85.7%	Game: 13-18		72.2%							3	

Officials: Jason Garretson, Kelly Davis, Kevin Mathis
Technical fouls: Southeast Missouri-None. Austin Peay-None.
Attendance: 917

2019-20 Men's Basketball. Round: 0. Austin Peay vs Southeast Mo. St.. Played at

Score by periods	1st	2nd	Total
Southeast Missouri	24	39	63
Austin Peay	41	37	78

Points	In	Off	2nd	Fast	Bench
SEMO	26	10	7	13	24
APSU	30	14	18	10	13

GAME 15

MURRAY STATE 81, SOUTHEAST MISSOURI 59

January 4, 2020 • CFSB Center • Murray, Ky.0-pp

Southeast Missouri 59 • 4-11, 0-2 OVC

#	Player	FG	FGA	3-Ptr	FG	FGA	FT	FTA	Reb	Def	Off	Pf	TP	A	To	Blk	Stl	Min
10	WILSON, Quatarrius	f	4-8	0-0	2-4		3	0	3	3	3	10	0	0	0	0	0	20
23	TOLBERT, Sage	f	3-5	0-0	3-6		3	2	5	3	9	0	1	1	0	1	23	
00	CALDWELL, Alex	g	8-15	2-6	0-0		1	1	2	2	18	3	1	1	2	33		
03	HOGAN, Skyler	g	2-6	1-3	0-0		1	5	6	3	5	0	1	0	0	0	29	
04	KAO, Oscar	g	1-6	0-1	2-2		0	2	2	3	4	1	0	0	0	0	18	
01	CUFFEE, Khalil		0-2	0-2	0-0		0	0	0	0	0	0	0	0	1	0	8	
02	LOVE, Jordan		0-3	0-0	0-0		1	0	1	0	0	0	0	1	0	0	12	
11	NICHOLAS, DQ		1-5	0-1	0-0		1	0	1	2	2	1	2	1	2	1	26	
12	MORRISON, Evan		0-0	0-0	0-0		0	0	0	0	0	0	0	0	0	0	2	
13	GABLE, Isaiah		4-9	1-4	2-2		1	2	3	1	11	1	1	1	0	0	29	
Team							2	0	2									
Totals			23-59	4-17	9-14		13	12	25	17	59	6	7	5	3	200		
FG % 1st Half: 13-29		44.8%	2nd half: 10-30		33.3%	Game: 23-59		39.0%	3FG % 1st Half: 2-9		22.2%	2nd half: 2-8		25.0%	Game: 4-17		23.5%	Deadball Rebounds
FT % 1st Half: 5-7		71.4%	2nd half: 4-7		57.1%	Game: 9-14		64.3%										1

Murray St. 81 • 9-5, 2-0 OVC

#	Player	Total		3-Ptr		Rebounds
---	--------	-------	--	-------	--	----------



BOX SCORES

GAME 17

TENNESSEE STATE 75, SOUTHEAST MISSOURI 73

January 11, 2020 • Show Me Center • Cape Girardeau, Mo.

Tennessee State 75 • 11-6, 3-1 OVC

#	Player	Total		3-Ptr	FT-FTA	Rebounds			PF	TP	A	TO	Blk	Stl	Min
		FG-FGA	FG-FGA			Off	Def	Tot							
10	JOHNSON, Shakem	f	2-4	0-0	4-4	3	4	7	3	8	2	1	0	2	25
22	WASHINGTON, Jy'lan	f	3-4	2-2	0-0	0	2	2	3	8	1	1	0	2	25
00	FREEMAN, Mark	g	0-5	0-2	4-4	0	5	5	1	4	3	3	0	1	32
01	LITTLEJOHN, Michael	g	6-14	5-10	2-2	1	3	4	0	19	4	1	0	1	30
04	HARRIS, Wesley	g	2-5	1-3	0-0	0	1	1	4	5	1	3	0	1	24
02	MARSHALL JR., Carlos		8-14	1-3	4-5	1	1	2	2	21	0	2	0	1	33
05	BROWN, Jon		2-4	0-0	0-0	1	1	2	1	4	0	2	1	0	8
11	EGBUTA, Emmanuel		0-1	0-1	0-2	0	0	0	1	0	0	0	0	0	3
23	MOODY, Ravel		0-1	0-0	0-0	0	1	1	1	0	0	0	0	0	6
34	KONE, Ben		3-5	0-0	0-0	3	0	3	1	6	1	1	3	0	14
Team						0	3	3							
Totals			26-57	9-21	14-17	9	21	30	17	75	12	14	4	8	200

FG % 1st Half: 11-26 42.3% 2nd half: 15-31 48.4% Game: 26-57 45.6% Deadball
3FG % 1st Half: 3-8 37.5% 2nd half: 6-13 46.2% Game: 9-21 42.9% Rebounds
FT % 1st Half: 11-12 91.7% 2nd half: 3-5 60.0% Game: 14-17 82.4% 2

Southeast Missouri 73 • 4-13, 0-4 OVC

#	Player	Total		3-Ptr	FT-FTA	Rebounds			PF	TP	A	TO	Blk	Stl	Min
		FG-FGA	FG-FGA			Off	Def	Tot							
10	WILSON, Quatarrius	f	3-6	0-0	3-5	3	5	8	4	9	1	2	0	1	25
23	TOLBERT, Sage	f	2-5	0-1	5-6	3	3	6	1	9	2	2	1	0	28
03	HOGAN, Skyler	g	1-4	1-3	2-2	0	2	2	3	5	0	0	0	0	23
04	KAO, Oscar	g	1-2	0-0	0-0	1	0	1	2	2	0	4	0	0	10
11	NICHOLAS, DQ	g	7-11	2-4	0-0	0	5	5	2	16	2	3	0	1	31
00	CALDWELL, Alex		5-11	2-5	3-3	1	0	1	1	15	3	2	1	0	28
02	LOVE, Jordan		3-7	0-1	2-4	1	3	4	2	8	2	1	0	0	26
13	GABLE, Isaiah		3-7	3-7	0-1	0	3	3	0	9	1	2	0	1	26
25	RUSSELL, Nygal		0-0	0-0	0-0	0	0	0	0	0	0	0	0	0	3
Team						1	2	3							
Totals			25-53	8-21	15-21	10	23	33	15	73	11	16	2	3	200

FG % 1st Half: 17-33 51.5% 2nd half: 8-20 40.0% Game: 25-53 47.2% Deadball
3FG % 1st Half: 4-13 30.8% 2nd half: 4-8 50.0% Game: 8-21 38.1% Rebounds
FT % 1st Half: 6-8 75.0% 2nd half: 9-13 69.2% Game: 15-21 71.4% 3

Officials: Brett Miles, Michael Ingram, Romonte Dishman
Technical fouls: Tennessee State-None. Southeast Missouri-None.
Attendance: 1012

Score by periods									
	1st	2nd	Total	Points	In Paint	Off T/O	2nd Chance	Fast Break	Bench
Tennessee State	36	39	75	TSU	30	28	12	4	31
Southeast Missouri	44	29	73	SEMO	20	13	15	2	32