

YOUR REDHAWKS

2019-20 SOUTHEAST MISSOURI BASKETBALL

GAME
17



Gameday Coverage

Radio:  Erik Sean, Jess Bolen

Video: 

Live Stats: GoSoutheast.com

Twitter: @SEMOMBB

TENNESSEE STATE (10-6, 2-1) VS. SOUTHEAST MISSOURI (4-12, 0-3)

Date Saturday, January 11, 2020

Tip-Off 4 p.m., CT

Location Cape Girardeau, Mo.

Arena Show Me Center (7,000)

Series History TSU leads, 27-22

Last Meeting SEMO 89, TSU 74

Feb. 28, 2019 | Cape Girardeau, Mo.

Head Coaches Rick Ray (84-152 overall;

47-92 at SEMO; 24-47 OVC).

Brian "Penny" Collins (19-27 overall;

19-27 at TSU; 8-13 OVC).

Last 10 Meetings

| | | | |
|----------|---|---------------------|---------------------|
| 2/4/12 | L | 72-75 | Cape Girardeau, Mo. |
| 1/12/13 | L | 69-81 | Nashville, Tenn. |
| 1/11/14 | W | 102-94 | Cape Girardeau, Mo. |
| 1/3/15 | W | 77-62 | Nashville, Tenn. |
| 1/2/16 | L | 66-72 | Cape Girardeau, Mo. |
| 1/5/17 | L | 62-65 | Nashville, Tenn. |
| 3/1/17 | W | 78-75 ^{OT} | Nashville, Tenn. |
| 12/31/17 | W | 77-65 | Cape Girardeau, Mo. |
| 2/2/19 | L | 50-79 | Nashville, Tenn. |
| 2/28/19 | W | 89-74 | Cape Girardeau, Mo. |

Strategic Communications

Jeff Honza
Assistant Director of Athletics
Phone: (573) 651-2933
Email: redhawk1@me.com

#LETSSOAR

2019-20 SCHEDULE/RESULTS

November (3-4)

| | | |
|----|---|----------|
| 6 | at Vanderbilt ^{SEC NETWORK+} | L, 65-83 |
| 10 | Purdue Fort Wayne ^{ESPN+} | W, 79-78 |
| 19 | The Citadel ^{ESPN+} | L, 69-74 |
| 22 | Missouri S&T ^{ESPN+} | W, 72-71 |
| 27 | vs. Cal State Fullerton ! | L, 57-64 |
| 29 | at Santa Clara ! ^{WCC NETWORK} | L, 75-87 |
| 30 | vs. Denver ! | W, 66-51 |

December (1-5)

| | | |
|----|---------------------------------------|----------|
| 5 | at Abilene Christian ^{ESPN+} | L, 64-73 |
| 7 | at Drake ^{ESPN+} | L, 73-78 |
| 15 | at Youngstown State ^{ESPN+} | L, 50-65 |
| 17 | at #5 Ohio State ^{BTN} | L, 48-80 |
| 21 | at Southern Illinois ^{ESPN3} | L, 45-64 |
| 29 | Missouri Baptist ^{ESPN+} | W, 74-59 |

January (0-3, 0-3 OVC)

| | | |
|----|---------------------------------------|-----------|
| 2 | at Austin Peay* ^{ESPN+} | L, 63-78 |
| 4 | at Murray State* ^{ESPN+} | L, 59-81 |
| 9 | Belmont* ^{ESPN+} | L, 64-89 |
| 11 | Tennessee State* ^{ESPN+} | 4 p.m. |
| 16 | Austin Peay* ^{ESPN+} | 7:15 p.m. |
| 18 | Murray State* ^{ESPN+} | 4 p.m. |
| 23 | at SIU Edwardsville* ^{ESPN+} | 7:30 p.m. |
| 25 | at Eastern Illinois* ^{ESPN+} | 3:15 p.m. |
| 30 | at Morehead State* ^{ESPN+} | 6 p.m. |

February (0-0, 0-0 OVC)

| | | |
|----|---|-----------|
| 1 | at Eastern Kentucky* ^{ESPN+} | 3 p.m. |
| 6 | Jacksonville State* ^{ESPN+} | 7:15 p.m. |
| 8 | Tennessee Tech* ^{ESPN+} | 4 p.m. |
| 13 | UT Martin* ^{ESPN+} | 7:15 p.m. |
| 15 | SIU Edwardsville* ^{ESPN+} | 4 p.m. |
| 20 | at Jacksonville State* ^{ESPN+} | 7:30 p.m. |
| 22 | at Tennessee Tech* ^{ESPN+} | 4 p.m. |
| 27 | Eastern Illinois* ^{ESPN+} | 7:15 p.m. |
| 29 | at UT Martin* ^{ESPN+} | 4 p.m. |

March (0-0)

| | | |
|-----|----------------|------------------|
| 4-7 | OVC Tournament | Evansville, Ind. |
|-----|----------------|------------------|

All games are broadcast live on the radio at Real Rock 99.3 FM. All times Central and subject to change; * - Denotes Ohio Valley Conference Game; ! - Cable Car Classic (Santa Clara, Calif.)

Redhawks Host Tennessee State

Southeast Missouri (4-12, 0-3) plays host to Tennessee State (10-6, 2-1) Saturday. Tip-off is set for 4 p.m., CT, at the Show Me Center.

Follow the Redhawks

Fans can listen to Saturday's game live on the radio at Real Rock 99.3 FM. Erik Sean and Jess Bolen will call the action. Video is available at ESPN+. Live stats can be accessed at GoSoutheast.com. Twitter updates provided @SEMOMBB.

Series History

Southeast Missouri and Tennessee State meet for the 50th time Saturday. TSU currently holds a 27-22 lead in the all-time series. SEMO has won two of the previous three matchups between the teams. The Tigers have lost in three of their last four trips to Cape Girardeau. TSU fell to SEMO, 89-74, the last time these teams met on Feb. 28, 2019.

Home Stand

Southeast Missouri resumes its four-game home stand when it faces Tennessee State. The home stand is SEMO's longest of the season. Austin Peay (Jan. 16) and Murray State (Jan. 18) complete the stretch next week.

Tough Early Stretch

The early part of Southeast Missouri's Ohio Valley Conference slate has included matchups against Austin Peay, Murray State, Belmont and Tennessee State -- presently the top four teams in the conference standings. Combined, those teams are 40-23 overall and 10-2 in conference play this year.

THIS IS SEMO

Southeast Missouri or **SEMO** is the preferred reference for Southeast Missouri State University athletic teams. Southeastern Missouri State is not an acceptable reference.



Large Margin

Southeast Missouri has dropped six of its last seven games by 15 or more points. Three times during that stretch, the Redhawks fell by 22 or more. Opponents are averaging 82.7 points per game and hold a +20.7 scoring margin against SEMO through three games in Ohio Valley Conference play.

OVC Member

Southeast Missouri is in its 29th season as a member of the Ohio Valley Conference. SEMO first joined the league when it moved to NCAA Division I in 1991-92. The Redhawks are 188-285 all-time in OVC play. SEMO last had a winning OVC record in 2016-17 (9-7).

OVC Start

The Redhawks are off to a 0-3 start in Ohio Valley Conference play with road losses to Austin Peay (78-63, Jan. 2) and Murray State (81-59, Jan. 4), and a home loss to Belmont (89-64, Jan. 9). Southeast Missouri is winless in its first three games of its conference schedule for the first time since 2015-16.



2019-20 SOUTHEAST MISSOURI BASKETBALL NOTES / TENNESSEE STATE

Tolbert Clears 100 Rebounds

Sage Tolbert, Southeast Missouri’s leading rebounder with 6.5 per game, went over 100 rebounds vs. Belmont (Jan. 9). Tolbert grabbed five rebounds in that game and now has 104 this year. He stands with 260 rebounds in his career.

Kao Reaches Career-High

Guard Oscar Kao established a new career-high in scoring with 15 points against Belmont (Jan. 9). Kao, who started his second-straight game, shot 5-of-10 from the field and a perfect 4-of-4 at the free throw line. It was the second time he scored double figures in his career.

Caldwell Sees Doubles

For the fifth-straight game, Alex Caldwell scored double figures when he dropped in 11 off the bench against Belmont (Jan. 9). Caldwell made 5-of-9 field goals in 22 minutes. He missed his first start of the season after not practicing during the week due to illness. Caldwell’s five-game double-digit scoring streak is currently the longest of his career and the longest of any Redhawk in 2019-20.

Wilson Nets 10 Again

Quatarrius Wilson scored 10 points in his first 10 minutes of action against Belmont (Jan. 9). Wilson scored double figures for the second-straight game and sixth time this season. His six double-digit games rank third on the team.

Good First Half

Southeast Missouri trailed by just four points at halftime (40-36) against Belmont (Jan. 9). The Redhawks shot 45.5 percent (15-of-33) from the field and outrebounded the Bruins, 21-15, in the game’s opening 20 minutes.

Redhawks End Non-Conference Play

Southeast Missouri ended non-conference play with a 74-59 home victory over Missouri Baptist (Dec. 29). The Redhawks finished with a 4-9 record against non-league foes with eight of those losses outside of Cape Girardeau.

2019-20 SOUTHEAST MISSOURI REDHAWKS

| No. | Name | Pos. | Ht. | Wt. | Cl. | Yr. | Hometown (High School/College) |
|-----|-------------------|------|-----|-----|-----|-----|---|
| 0 | Alex Caldwell | G | 6-0 | 160 | So. | 2nd | Columbia, S.C. (Wilson) |
| 1 | Khalil Cuffee | G | 6-4 | 205 | So. | 3rd | Fairburn, Ga. (Langston-Hughes) |
| 2 | Jordan Love | G | 6-5 | 180 | Fr. | 2nd | Durham, N.C. (Voyager Academy) |
| 3 | Skyler Hogan | G | 6-5 | 205 | Sr. | 5th | Melbourne, Fla. (Holy Trinity Episcopal/Embry-Riddle) |
| 4 | Oscar Kao | G | 6-0 | 170 | Jr. | 3rd | Tapei, Taiwan (Songsshan/Marshalltown CC) |
| 5 | Chris Harris | G | 6-3 | 205 | Jr. | 3rd | Antioch, Ill. (Lake Forest Academy/John A. Logan College) |
| 10 | Quatarrius Wilson | F | 6-8 | 215 | Sr. | 5th | Mobile, Ala. (Gardendale/McNeese State) |
| 11 | DQ Nicholas | G | 6-1 | 180 | Fr. | 1st | Atlanta, Ga. (Scotland Prep School (Pa.) |
| 12 | Evan Morrison * | F | 6-6 | 190 | Jr. | 3rd | Lee’s Summit, Mo. (Kansas City East Christian Academy/John Wood CC) |
| 13 | Isaiah Gable | F | 6-7 | 200 | Jr. | 3rd | Greenville, Ohio (Greenville) |
| 15 | Nana Akenten # | G | 6-6 | 215 | Jr. | 3rd | Bolingbrook, Ill. (Bolingbrook/Nebraska) |
| 20 | Jakob Medina * | G | 6-2 | 175 | Fr. | 1st | Chicago, Ill. (St. Patrick) |
| 23 | Sage Tolbert | F | 6-8 | 210 | So. | 2nd | Richmond, Texas (Combine Academy (Charlotte, N.C.) |
| 25 | Nygal Russell | G | 6-4 | 205 | So. | 3rd | Houston, Texas (ASPIRE Academy (Louisville, Ky.) |
| 44 | Darrious Agnew | F | 6-8 | 220 | Jr. | 3rd | Starkville, Miss. (Starkville/East Mississippi CC) |

* Walk-on
Will sit out the season due to NCAA Division I transfer regulations

Head Coach: Rick Ray, Fifth Year (Grand View College, 1994)
Assistant Coach: Keith Pickens, Second Year (Missouri State, 2013)
Assistant Coach: Tarrance Crump, First Year (Purdue, 2008)
Assistant Coach: Jason Owens, First Year (Siena Heights, 2006)
Director of Operations: Al Myers, Second Year (Wichita State, 1992)
Graduate Assistant: Mark Laros, First Year (Southeast Missouri, 2019)

Pronunciations
Nana Akenten.....na-nuh uh-ken-ten
Khalil Cuffee.....kah-leel
Oscar Kao.....cow
Mark Laros.....lair-ohs
Nygal Russell.....nye-juhl

Breakdown by Class
Seniors.....2
Juniors.....6
Sophomores.....4
Freshmen.....3



2019-20 OHIO VALLEY CONFERENCE STANDINGS (AS OF JAN. 9, 2020)

| | OVC | | | | | | Overall | | | | | |
|---------------------------|------------|-------------|------------|------------|-----------|--|-------------|-------------|------------|------------|------------|-----------|
| | Record | Pct. | Home | Away | Streak | | Record | Pct. | Home | Away | Neutral | Streak |
| Murray State | 3-0 | 1.000 | 2-0 | 1-0 | W3 | | 10-5 | .667 | 8-0 | 1-3 | 1-2 | W4 |
| Austin Peay | 3-0 | 1.000 | 2-0 | 1-0 | W3 | | 9-7 | .563 | 7-0 | 1-6 | 1-1 | W3 |
| Belmont | 2-1 | .667 | 1-1 | 1-0 | W2 | | 11-5 | .688 | 6-1 | 5-3 | 0-1 | W2 |
| Tennessee State | 2-1 | .667 | 2-0 | 0-1 | L1 | | 10-6 | .625 | 7-0 | 1-6 | 2-0 | L1 |
| Morehead State | 2-1 | .667 | 2-1 | 0-0 | W2 | | 8-8 | .500 | 7-2 | 1-6 | 0-0 | W2 |
| Jacksonville State | 2-1 | .667 | 0-1 | 2-0 | L1 | | 7-9 | .438 | 4-2 | 2-6 | 1-1 | L1 |
| Eastern Kentucky | 2-1 | .667 | 2-1 | 0-0 | W1 | | 5-11 | .313 | 5-3 | 0-6 | 0-2 | W1 |
| UT Martin | 1-2 | .333 | 1-0 | 0-2 | W1 | | 5-9 | .357 | 3-1 | 1-6 | 1-2 | W1 |
| SIUE | 1-2 | .333 | 0-0 | 1-2 | L2 | | 4-12 | .250 | 2-3 | 2-9 | 0-0 | L2 |
| Eastern Illinois | 0-3 | .000 | 0-0 | 0-3 | L3 | | 7-8 | .467 | 3-0 | 3-7 | 1-1 | L4 |
| Southeast Missouri | 0-3 | .000 | 0-1 | 0-2 | L3 | | 4-12 | .250 | 3-2 | 0-9 | 1-1 | L3 |
| Tennessee Tech | 0-3 | .000 | 0-1 | 0-2 | L3 | | 3-13 | .188 | 2-4 | 1-7 | 0-2 | L7 |



2019-20 SOUTHEAST MISSOURI BASKETBALL NOTES / TENNESSEE STATE

Agnew Out with Knee Injury

Forward Darrious Agnew, who started five-straight games (Dec. 7-29), is out with a knee injury. Agnew played only three minutes before sustaining his injury against Missouri Baptist (Dec. 29). He recently had surgery and is expected to return in 2-3 weeks.

Russell Misses Two Games

After making his first start of the season at Austin Peay (Jan. 2), Nygal Russell missed the last two games with back spasms and he may return against Tennessee State Saturday. Russell scored four points and grabbed three rebounds in 19 minutes against the Governors. It was his first start since he posted a near-double-double nine points and eight rebounds in SEMO’s 2018-19 season finale vs. Belmont (Mar. 2).

Caldwell Ties Career-High

Alex Caldwell tied a season and career-high 18 points to lead Southeast Missouri against Murray State (Jan. 4). Caldwell shot 8-of-15 from the field, knocked down two 3-pointers, dished out three assists and had two steals. He led the Redhawks in scoring three-straight games and a total of six times this season.

30 or Less

The Redhawks scored 30 or less points in the first half during eight of their last 11 games. Southeast Missouri has scored 30 or less points in 16 of its 32 halves (8 first half; 8 second half) of basketball this year.

Last Time Out

Southeast Missouri trailed, 40-36, at halftime, but Belmont shot 78.6 percent from the field in the second half to pull out a 89-64 win Thursday. Belmont went on a 12-2 run to start its scorching second half. The Bruins scored the first nine points of the second stanza and made 22-of-28 field goals. Fourteen of those made field goals were layups.

Three in Double Figures

The Redhawks had three or more players finish with double figures in the scoring column for the 11th time this season against Belmont (Jan. 9). Oscar Kao led the way with 15 points, Sage Tolbert and Alex Caldwell each added 11 and Quatarrius Wilson chipped in 10.

Redhawks at Home

The Redhawks are 3-2 at the Show Me Center with wins over Purdue Fort Wayne (79-78, Nov. 10), Missouri S&T (72-71, Nov. 22) and Missouri Baptist (74-59, Dec. 29). Southeast Missouri dropped its Ohio Valley Conference home-opener to Belmont (Jan. 9).

2019-20 STATS COMPARISON

| TSU | SEMO |
|--|------|
| 10-6.....Record | 4-12 |
| 2-1.....Conference Record..... | 0-3 |
| 75.8.....Points Per Game..... | 63.9 |
| 72.3.....Opp. Points Per Game..... | 73.4 |
| +3.5.....Scoring Margin | -9.5 |
| .483.....Field Goal Percentage..... | .411 |
| .417.....Opp. Field Goal Percentage..... | .475 |
| .355.....3-Point Field Goal Percentage..... | .293 |
| .342.....Opp. 3-Point Field Goal Percentage..... | .361 |
| .644.....Free Throw Percentage..... | .678 |
| .738.....Opp. Free Throw Percentage | .678 |
| 38.0.....Rebounds Per Game | 32.7 |
| 31.3.....Opp. Rebounds Per Game..... | 36.9 |
| +6.7.....Rebounding Margin | -4.2 |
| 14.9.....Assists Per Game..... | 9.6 |
| 17.6.....Turnovers Per Game | 13.5 |
| -3.4.....Turnover Margin..... | -0.3 |
| 4.2.....Blocks Per Game | 2.1 |
| 5.7.....Steals Per Game..... | 5.9 |

THIS WEEK’S SCHEDULE/RESULTS

Thursday, January 9
Morehead State 83, SIU Edwardsville 77
Austin Peay 75, Tennessee Tech 62
Eastern Kentucky 77, Eastern Illinois 74
Belmont 89, Southeast Missouri 64
UT Martin 87, Tennessee State 74
Murray State 72, Jacksonville State 68

Saturday, January 11
Eastern Illinois at Morehead State, 2 p.m., CT
SIU Edwardsville at Eastern Kentucky, 3 p.m., CT
Tennessee State at Southeast Missouri, 4 p.m., CT
Belmont at UT Martin, 4 p.m., CT
Austin Peay at Jacksonville State, 4 p.m., CT
Murray State at Tennessee Tech, 7:30 p.m., CT

SOUTHEAST MISSOURI PROBABLE STARTERS



3

Skyler Hogan
G / 6-5 / 205 / Sr.
Melbourne, Fla.

8.3 ppg, 4.6 rpg,
0.9 apg



4

Oscar Kao
G / 6-0 / 170 / Jr.
Tapei, Taiwan

3.8 ppg, 1.1 rpg,
1.4 apg



10

Quatarrius Wilson
F / 6-8 / 215 / Sr.
Mobile, Ala.

6.4 ppg, 5.5 rpg
1.0 apg



11

DQ Nicholas
G / 6-1 / 180 / Fr.
Atlanta, Ga.

8.3 ppg, 2.6 rpg
1.3 apg



23

Sage Tolbert
F / 6-8 / 210 / So.
Richmond, Texas

8.9 ppg, 6.5 rpg,
0.9 apg



HONORS & AWARDS

OVC Freshman of the Week
DQ Nicholas, G, Dec. 9

OVC Openers

With its 78-53 loss at Austin Peay (Jan. 2), Southeast Missouri dropped to 10-19 all-time in Ohio Valley Conference openers. The Redhawks are 1-4 in conference openers under head coach Rick Ray.

Looking for First Road Win

Southeast Missouri is 0-9 in true road games this season and has dropped 11-straight road contests dating back to last year. The Redhawks last road win was an 88-79 victory at Eastern Illinois on Feb. 16, 2019.

Redhawks End Skid

The Redhawks snapped a season-long five-game losing streak when it beat Missouri Baptist, 74-59, on Dec. 29. Southeast Missouri improved to 3-1 at home this year and played at the Show Me Center for the first time in 37 days.

Redhawks Get Win Over Missouri Baptist

After scoring 50 points or less in three-straight games, Southeast Missouri regrouped to score 74 in its latest win over Missouri Baptist (Dec. 29). It marked SEMO's fifth time scoring over 70 points this year. The 74 points also rank as the Redhawks third-most in a game thus far.

Cuffee Returns

Khalil Cuffee scored double figures in his first action of the season against Missouri Baptist (Dec. 29). Cuffee did not play the first 12 games due to a concussion. He scored 10 points, grabbed two rebounds and dished out two assists in 17 minutes off the bench. It was the second time Cuffee scored double-digits in his career.

Russell Matches Career-Highs

Nygal Russell matched career-highs in points and assists during Southeast Missouri's victory over Missouri Baptist (Dec. 29). Russell tied those marks with 12 points ans six assists. He also added six rebounds in 23 minutes off the bench. He helped lead SEMO's reserves to a 35-4 advantage over MBU's bench.

Defense Plays Well

Southeast Missouri held an opponent to just one 3-pointer made for the second time this season when Missouri Baptist (Dec. 29) finished at 1-of-14 from beyond the arc. SEMO allowed just 59 points, its second-fewest in a game this season.

Largest Margin of Victory

The Redhawks tied their largest margin of victory this season with their 74-59 win over Missouri Baptist (Dec. 29). Southeast Missouri has posted two of its four wins by double figures this year. SEMO also ended the month of November with a 15-point victory (66-51) over Denver on Nov. 30.

Tolbert Gets Another Double-Double

Sage Tolbert turned in his team-high second double-double this season and third of his career when he scored 11 points and grabbed 11 rebounds against Missouri Baptist (Dec. 29).

Redhawks Go Cold

The Redhawks started strong out of the gate against longtime rival Southern Illinois (Dec. 21). Southeast Missouri went on a 12-2 run in the first six minutes, but then missed its next 13 field goals and went scoreless for 11:21. SIU scored 26 unanswered points during the Redhawks cold spell. The 64-45 loss marked SEMO's fifth by double figures this season.

Agnew Cracks Starting Lineup

East Mississippi Community College transfer Darrious Agnew scored double figures twice since joining the starting lineup on Dec. 7 (at Drake). Agnew scored 11 points and had four rebounds in his first start against the Bulldogs. Eight days later, he dropped in a season-high 17 points and pulled down six rebounds at Youngstown State (Dec. 15).

Redhawks vs. Ranked Opponents

With its loss to #5 Ohio State (Dec. 17), Southeast Missouri dropped to 0-15 all-time against ranked opponents. Eight of those matchups were against Top-10 foes. SEMO's highest ranked opponent prior to this year was also from the Big Ten Conference -- #6 Illinois on Dec. 28, 2005.



SHOW ME CENTER INFORMATION

Photographers

Photographers working the floor level at the Show Me Center are required to shoot from behind the dash lines along the baselines and must sit on the floor in those areas. The Director of Strategic Communications may identify other positions off the court where photographers may work, provided the view is not blocked for fans. At no time may photographers work directly from behind the official scorer's table and team benches, and in front of any courtside signage. No tripods may be placed on or beside the court.

Postgame Procedure

All interview requests for Southeast student-athletes must be made to a member of the Southeast Missouri Strategic Communications staff prior to the end of each game. Student-athletes will be escorted to post-game press conferences in the front meeting rooms of the Show Me Center. Media representatives are not allowed in the dressing room area. Redhawks head coach Rick Ray will address the media during press conferences after every game and the opposing head coach will be invited upon request. Ray will join press conferences immediately after his postgame radio obligation with the Redhawks Radio Network.

Credentials

Credentials are required for entrance to the Show Me Center. To request season or single game credentials, please contact Southeast Missouri Assistant Director of Athletics for Strategic Communications Jeff Honza by phone (573) 651-2933 or email jhonza@semo.edu/redhawk1@me.com. Credentials can be picked up at the NCAA pass gate located inside the main entrance of the Show Me Center.

Press Row

Media will be issued assigned seats courseide on the north side of the Show Me Center. Press row is reserved for working media only. Professional decorum is expected at all times. Cheering or outward expression is strictly prohibited.

Gameday Information

Game notes, rosters, statistics and other information is available on press row and in the media workroom at the Show Me Center on gamedays. Weekly releases will be published online at GoSoutheast.com.

Phone Lines

One phone line will be provided to the visiting team's official radio station courtesy of the Redhawks Radio Network. If additional phone lines are needed, they must be secured by calling (573) 651-2275 at least one week in advance.

Wireless Internet

The Show Me Center is equipped with wireless internet. Please see a member of the Southeast Missouri Strategic Communications staff for login information.

Quite an Experience

Although Southeast Missouri suffered its biggest loss of the season at #5 Ohio State (Dec. 17), the Redhawks did get the opportunity to play in the ninth-largest college basketball arena in the country. Value City Arena has a seating capacity of 19,049 and is the largest arena in the Big Ten Conference. Nationally, it ranks behind Syracuse's Carrier Dome (34,616), Kentucky's Rupp Arena (23,000), Louisville's KFC Yum! Center (22,090), North Carolina's Dean Smith Center (21,750), Tennessee's Thompson-Boling Arena (21,678), Georgetown's Capital One Arena (20,356), St. John's Madison Square Garden (19,812) and North Carolina State's PNC Arena (19,722). No SEMO basketball team had played in a bigger arena prior to this year. Tuesday's game drew an attendance of 13,177, the largest crowd the Redhawks played in front of since Dec. 4, 2016 -- 17,222 at Indiana's Assembly Hall.

Strong Trip Home

Forward Isaiah Gable, the only player from Ohio on Southeast Missouri's roster, performed well in front of a large group of family and friends in his home state. Gable scored 10 points off the bench against both Youngstown State (Dec. 15) and #5 Ohio State (Dec. 17). He knocked down five 3-pointers in those contests, including a season-high three against the Penguins. Gable is from Greenville, Ohio which is just under 100 miles from Columbus.

Assist/Turnover Ratio

The Redhawks are 12th in the Ohio Valley Conference in assist/turnover ratio. Southeast Missouri has assisted 145 of its 341 made field goals this year. SEMO also committed 205 turnovers through 15 games.

Nicholas Nabs First OVC Honor

Southeast Missouri guard DQ Nicholas was named Ohio Valley Conference Co-Freshman of the Week on Dec. 9. A native of Atlanta, Georgia, Nicholas had a strong week for the Redhawks averaging 14 points and 4.5 rebounds in two games. He scored 21 points and made a perfect 14-of-14 free throws at

Abilene Christian (Dec. 5). Nicholas scored 16 points and made all 14 of his free throws in the second half of that game. He then added seven points and five rebounds two days later at Drake (Dec. 7). Nicholas has scored over 20 points a team-high two times this year.

Strong Showing

After averaging under five 3-pointers made per game (4.6) through its first eight contests of the 2019-20 campaign, Southeast Missouri drained a season-best 10-of-19 treys at Drake (Dec. 7). The Redhawks heated up to shoot 52.6 percent from long range for the game and 54.5 percent (6-of-11) in the first half alone.

Perfect at the Free Throw Line

Freshman DQ Nicholas went a perfect 14-of-14 at the free throw line at Abilene Christian (Dec. 5). Nicholas led the Redhawks with a game-high 21 points, his second 20-point performance this season. He scored 16 of his points in the second half. Nicholas was the first Southeast Missouri player to make 14 free throws in a game since Denzel Mahoney went 14-of-15 and scored 34 points vs. Tennessee State (Mar. 1, 2017).

Solid Offense

Southeast Missouri scored 73 points against Drake, at the time, the most in the Knapp Center of any opponent this season on Dec. 7. The Bulldogs, who were Co-Missouri Valley Conference Champions in 2018-19, did not allow more than 58 points in their first five home games before hosting the Redhawks. SEMO led Drake for over 30 minutes in that game.

Knocking Them Down

The Redhawks made 21-of-22 free throws in the second half against Abilene Christian (Dec. 5). Southeast Missouri finished shooting a season-best 85.7 percent (24-of-28) at the free throw line in that game. The 24 free throws made were SEMO's second-most this year.



2019-20 SOUTHEAST MISSOURI BASKETBALL NOTES / TENNESSEE STATE

Double-Digit Scorers
Southeast Missouri enters the week with one player averaging double figures in the scoring column with a minimum of three games played. Alex Caldwell is averaging 10.8 points a game behind guard Chris Harris (15.5 ppg in two games), who is out for the season with a knee injury.

Caldwell Named to Cable Car Classic All-Tournament Team
Sophomore guard Alex Caldwell was named to this year's Cable Car Classic All-Tournament Team. Caldwell averaged 14.3 points, two rebounds, two assists and 3.3 steals per game in three starts during the tournament. He also went a perfect 10-of-10 at the free throw line and scored double figures in all three contests.

Nice Defense
The Redhawks held Denver to just 51 points in their 66-51 victory on Nov. 30. It was the lowest point total Southeast Missouri held an opponent to since Chattanooga scored 42 against the Redhawks on Nov. 17, 2018. SEMO also limited the Pioneers to only 1-of-16 from 3-point range.

Double-Doubles
Southeast Missouri has a total of four double-doubles this season. Quatarrius Wilson and Sage Tolbert each have two for the Redhawks thus far.
Quatarrius Wilson, 12 points, 13 rebounds at Vanderbilt (Nov. 6)
Sage Tolbert, 13 points, 10 rebounds vs. Cal State Fullerton (Nov. 27)
Quatarrius Wilson, 10 points, 11 rebounds vs. Denver (Nov. 30)
Sage Tolbert, 11 points, 11 rebounds vs. Missouri Baptist (Dec. 29)

3-Point Difference
Southeast Missouri has made 82 three-pointers through 16 games, fewest in the Ohio Valley Conference. The Redhawks are averaging 5.1 three-pointers per contest and made 29.3 percent (82-of-280). SEMO has shot under 30 percent from beyond the arc a total of nine times this year. The Redhawks shot under 20 percent on three occasions.

Opponents have made 125 threes and hold a 375-246 (+129) advantage in points behind the 3-point line.

Down to the Wire
Southeast Missouri won two of its first three games at home by one point. Chris Harris buried a 3-pointer with 27 seconds left to send SEMO to a 79-78 victory over Purdue Fort Wayne on Nov. 10. Twelve days later, Alex Caldwell drained a 3-pointer with 17 seconds on the clock to grab SEMO a 72-71 win over Missouri S&T (Nov. 22).

Redhawks Get First Win
Southeast Missouri picked up its first win of the season with a gritty performance against Purdue Fort Wayne (Nov. 10). SEMO saw a 15-point lead disappear, but made some big defensive stops and a clutch shot down the stretch to beat the Mastodons, 79-78.

Nicholas Drops in 24
Freshman guard DQ Nicholas became the first Southeast Missouri player to score over 20 points in a game when he dropped in a game-high 24 against The Citadel (Nov. 19). Nicholas made 9-of-16 field goals and 5-of-6 free throws.

Home-Opening Win
With their 79-78 victory over Purdue Fort Wayne (Nov. 10), the Redhawks improved to 23-6 all-time in home-openers since joining the NCAA Division I ranks in 1991-92. Southeast Missouri opened its home slate with a win for the seventh time in eight years and has posted victories in 14 of its last 17 home-opening dates. The Redhawks won their fourth-straight home-opener under head coach Rick Ray.

About Tennessee State
Tennessee State recently suffered its first Ohio Valley Conference loss with a 87-74 setback at UT Martin (Jan. 9). The Tigers come to town with a 10-6 overall record and 2-1 mark in league play. TSU is also 1-6 on the road. The Tigers lead the OVC with a .483 field goal percentage. TSU is second in rebounding margin (+6.7) and assists (14.9 per game), as well.

Junior Shakem Johnson tops the conference with a .684 field goal percentage this season. Wesley Harris (11.6 ppg), Carlos Marshall (11.3 ppg) and Michael Littlejohn (10.9 ppg) all averaged double figures in the scoring column.

Harris Out for Season
Chris Harris, who opened his Southeast Missouri career with back-to-back double-digit scoring games and drained a game-winning 3-pointer to give the Redhawks their first victory of the season (vs. Purdue Fort Wayne), is out for the season with a knee injury. Harris initially sustained his injury during practice prior to SEMO's matchup with The Citadel (Nov. 19). He averaged 15.5 points per game and was SEMO's leading scorer in each of the first two games of the 2019-20 campaign. Harris underwent surgery on Jan. 6.

Mr. Double-Double
Quatarrius Wilson registered the 16th double-double of his college career and second in a Southeast Missouri uniform when he finished with 10 points and 11 rebounds vs. Denver (Nov. 30). Wilson previously had a Southland Conference leading 14 double-doubles during the 2017-18 season at McNeese State.

Division I Debuts
Five players, including guard Chris Harris, forwards Darrious Agnew and Evan Morrison, and guards DQ Nicholas and Jordan Love made their NCAA Division I debuts in 2019-20. Harris, who is currently out with a knee injury, averaged 15.5 points per game in his first two contests.

Big Stops
Southeast Missouri's defense locked down to draw a charge and get two stops in the final 35 seconds to secure its 79-78 win over Purdue Fort Wayne (Nov. 10). Isaiah Gable stepped in front of Dylan Carl to draw a big foul with 35 seconds on the clock. The Mastodons then had two chances in the final six seconds, but SEMO forced a missed 3-pointer and layup to come away with the win.



2019-20 SOUTHEAST MISSOURI BASKETBALL NOTES / TENNESSEE STATE

Welcome to Division I Basketball
Six of the 15 players on Southeast Missouri's 2019-20 roster never played NCAA Division I basketball. DQ Nicholas, Jordan Love, Chris Harris, Evan Morrison, Jakob Medina and Darrious Agnew formed that group entering the year. Nicholas, Harris, Agnew, Love and Morrison have played so far this season.

Owens and Crump Join Coaching Staff
Southeast Missouri added assistant coaches Tarrance Crump and Jason Owens to its staff in June. Crump spent three years as an assistant coach at fellow Ohio Valley Conference member SIU Edwardsville (2016-18). SEMO head coach Rick Ray coached Crump when he was a student-athlete at Purdue. Owens joined the Redhawks after working two years as an assistant coach on Kim Anderson's staff at Pittsburg State.

Worth Noting
Of the 353 NCAA Division I men's basketball programs in the nation and discounting the Historically Black Colleges and Universities, Southeast Missouri is one of only five programs that have full-time coaching staffs comprised entirely of African-Americans. SEMO joins Georgetown, North Carolina State, Houston and Detroit Mercy

Fifth Year for Ray
Rick Ray is in his fifth year as head coach at Southeast Missouri. The Redhawks finished their 2018-19 season with an overall record of 10-21 and 5-13 Ohio Valley Conference mark. Prior to his first head coaching job at Mississippi State, Ray made the NCAA Tournament as an assistant coach with three different programs, including Purdue, Clemson and Indiana State.

Returning Scorers
Southeast Missouri has three of its top four scorers back from last season. Skyler Hogan (10.6 ppg), Alex Caldwell (8.7 ppg) and Isaiah Gable (8.1 ppg) ranked second, third and fourth on the team in 2018-19, respectively. The trio accounted for 35 percent of the Redhawks scoring output.

Roster Makeup
The Redhawks 2019-20 roster consists of 15 players, including two seniors, six juniors, four sophomores and three freshmen. Southeast Missouri has a total of six newcomers on this year's squad. SEMO's roster is comprised of players from nine different states (Alabama, Florida, Georgia, Illinois, Mississippi, Missouri, North Carolina, Ohio, South Carolina).

Season 113
Southeast Missouri is in its 113th season of basketball. This year marks SEMO's 29th as an NCAA Division I program. The Redhawks are 339-493 all-time at the Division I level. SEMO joined the Division I ranks in 1991-92.

Redhawks 11th in OVC Preseason Poll
Southeast Missouri was picked 11th in the 2019-20 Ohio Valley Conference Basketball Preseason Poll announced Oct. 22 during the league's annual media day at the Double Tree Hotel. SEMO tallied 49 points in the overall voting by the OVC Head Coaches and Communication Directors. Belmont, which received 17 of the 24 first-place votes, was tabbed this year's favorite. Murray State followed with 223 points and seven first-place nods. The Bruins and Racers shared the OVC regular-season title last season. MSU won the OVC Tournament crown and both teams advanced to the NCAA Tournament. Jacksonville State (187 pts.), Austin Peay (180 pts.), UT Martin (154 pts.), Eastern Kentucky (128 pts.), Eastern Illinois (124 pts.), Morehead State (113 pts.), Tennessee State (90 pts.) and SIU Edwardsville (63 pts.) were also picked ahead of SEMO. Tennessee Tech completed the poll with 36 points. Austin Peay guard/forward Terry Taylor was selected Preseason OVC Player of the Year.

Redhawks in Professional Basketball
Antonius Cleveland, who was at Southeast Missouri for four years from 2013-17, plays for the Dallas Mavericks and is on a two-way contract with the Texas Legends of the NBA G League. Cleveland re-signed with the Mavericks on July 25, 2019. He has played in a total of 17 NBA games between his time with Dallas (13) and Atlanta (4). Cousins Tyler Stone

and Jarekious Bradley, once teammates at Southeast Missouri, are both playing overseas. Stone is with New Basket Brindisi of the Italian Lega Basket Serie A (LBA) and Bradley is with Joensuun Kataja Basket in Finland. Stone also played professionally in Turkey, Greece, Japan, Israel and Russia before joining his current team in Italy. Meanwhile, Bradley played in Slovakia and Germany before joining his current team in Finland.

Redhawks Sign Highly Talented Duo
Southeast Missouri signed point guard Phil Russell and forward Ramean Hinton for the 2020-21 season during the opening day of the NCAA early signing period on Nov. 13. Russell (5'10", 165) comes to SEMO from Vashon High School (St. Louis) and Hinton (6'4", 180) joins the Redhawks from Curie High School (Chicago). Russell started at point guard the last two seasons leading Vashon to 47 wins over that span. The Wolverines won a Class 3 State Championship in March, Vashon's third in four years. In the semifinal matchup against Charleston High School, Russell drained four 3-pointers and scored 20 points. Along with his ability to score, Russell also dished out nearly 180 assists during his junior campaign. Hinton averaged 15 points and seven rebounds for Curie High School, which went 35-2 overall and didn't lose to a Chicago-area school last season. In the Chicago Public League championship game against Morgan Park, Hinton turned in a double-double 21 points and 13 rebounds. UAB, Saint Louis, Kent State, Green Bay, Kansas State, New Mexico, Colorado State and Tulsa were other schools that recruited Hinton in addition to SEMO. Hinton and Russell fashioned an impressive combined record of 61-6 in their games as juniors.



HEAD COACH RICK RAY



► Head Coach
► Fifth Year
► Grand View College,
1994

RICK RAY

Rick Ray is in his fifth year as head coach at Southeast Missouri. SEMO concluded its 2018-19 campaign with an overall record of 10-21 and 5-13 in the Ohio Valley Conference. The Redhawks return three starters from last year's team which ranked second in the OVC in 3-point field goal percentage defense (.320), third in 3-point field goals made (8.6 per game) and fourth in 3-point field goal percentage (.370). SEMO also tied for fourth in defensive rebounding percentage (.717) and rated fifth in defensive rebounds (25.7 rpg).

The year before, SEMO finished its 2017-18 season with an overall record of 14-17 and 8-10 mark in the OVC. The Redhawks were seventh in the league standings, three spots ahead of where they were picked in the preseason poll. The Redhawks drained a single-season school record 289 three-pointers in Ray's third year as head coach. SEMO made 10 or more 3-pointers in 15 contests and led the OVC with a .392 three-point field goal percentage. Guards Denzel Mahoney and Ledarrius Brewer represented SEMO on the 2017-18 All-Ohio Valley Conference teams.

Mahoney earned first-team honors, while Brewer secured All-Newcomer accolades. Ray led SEMO to a +10 increase in the win column as the Redhawks were the 22nd Most Improved Team in NCAA Division I Basketball during the 2016-17 season. SEMO finished at 15-18 and second in the OVC West Division with a 9-7 record after going 5-24 and placing last in the league in 2015-16. SEMO made its 15th all-time OVC Tournament appearance with Ray winning the first game he coached at the event when the Redhawks erased a 14-point deficit to beat Tennessee State in overtime.

Statistically, SEMO made huge strides from the previous season. The Redhawks ranked among the top-five in the OVC in several categories, including steals (1st, 7.7), assist/turnover ratio (5th, 1.1) and 3-point field goals made (5th, 8.0). SEMO made its biggest jump from the 2015-16 season in turnover margin (8th to 1st), 3-point field goal percentage (last to 2nd) and free throw percentage (last to 2nd). Nationally, the Redhawks went from 331st to 49th in free throw percentage and 336th to 59th in total 3-point field goals made, while improving in many other areas during

the 2016-17 campaign.

Additionally, Ray coached a pair of All-OVC selections in guards Antonius Cleveland and Mahoney. Cleveland, who earned first-team honors, became the first SEMO player to make the national College Slam Dunk Championship. Cleveland most recently re-signed with the Dallas Mavericks on a two-way contract with the Texas Legends (NBA G League).

Mahoney was the league's Freshman of the Year, a second-team pick, All-Newcomer selection and OVC All-Tournament Team honoree. It was the first time the Redhawks had multiple All-OVC selections since 2013-14 (Tyler Stone, Jarekious Bradley).

Following the 2016-17 campaign, Ray received a two-year contract extension that runs through the 2020-21 season.

Ray was introduced as the 20th head coach in SEMO men's basketball history on April 13, 2015. He is the first African-American head coach in the 112-year history of the program.

A tireless worker, Ray is structuring his program to achieve success both on the court and in the classroom.

SEMO posted a 3.31 GPA during Summer, 2019. The Redhawks had seven players obtain a 4.0 GPA and 12 achieve a 3.0 or higher mark.

In his first summer on the job, Ray challenged his players to excel academically and they did so by accumulating a 3.38 grade point average, the program's highest in a summer term.

Twelve of the 15 players enrolled in summer classes

posted a 3.0 or higher GPA. To take it even further, Ray convinced other players to remain on campus and finish what they started. As a result, seven players graduated. Nino Johnson, Jarekious Bradley, Darrian Gray and J.J. Thompson, along with former players Corey Wilford, Waylon Jones and Dainmon Gonner all earned their bachelor degrees.

The next summer, the Redhawks recorded a 3.33 GPA with six players achieving a 4.0 and 11 notching a 3.0 or higher GPA.

In Fall, 2017, SEMO's men's basketball team made the biggest improvement of all Redhawk athletic teams from the previous Fall, 2016 semester when it raised its grade point average .613 points to a 3.08. That fall, the basketball team was the only men's sport that registered a 3.0 GPA.

Ray's 2015-16 team was the first to play in a newly-renovated Show Me Center, which has served as home to Redhawk Basketball since 1987.

One of the best basketball arenas in the OVC, the Show Me Center received a new state-of-the-art center-hung video board, brand new telescopic seating, a new exterior roof and additional improvements to lighting and sound systems. All renovations were completed for the 2015-16 campaign.

Prior to SEMO, Ray spent three seasons as head coach at Mississippi State. He led the Bulldogs to a 2-2 mark in the SEC Tournament, including an upset win against Vanderbilt in 2013-14. Ray helped the development of two All-SEC



HEAD COACH RICK RAY

freshmen in Craig Sword and Gavin Ware, as his recruiting classes received national attention. In addition, Ray had a 100 percent graduation rate during his tenure at MSU.

Certainly no stranger to NCAA postseason play, Ray has been an assistant at three different institutions that enjoyed success at the highest level.

Before arriving in Starkville, Mississippi, Ray spent two seasons at Clemson, where he was associate head coach to Brad Brownell. Ray also spent four successful years on the staff of Matt Painter at Purdue. He began his Division I coaching career at Indiana State, serving seven seasons.

All three programs participated in the NCAA Tournament. While at Clemson coaching in the highly-competitive Atlantic Coast Conference, the Tigers won 38 games during Ray's two-year stint as associate head coach. In 2010-11, the Tigers finished the year with a 22-12 overall record and 9-7 mark in the ACC en route to making the NCAA Tournament for the fourth-straight season. Clemson advanced to the second round of the tournament that year.

Ray was an assistant coach from 2006-10 under Painter at Purdue, where the Boilermakers won 103 games during his first four years on staff, including 15 victories over Top 25 competition. During his tenure, Purdue advanced to the NCAA Tournament each season and made the Sweet 16 his last two years there.

In 2009, the Boilermakers won the Big Ten Tournament and

secured a No. 5 seed in the NCAA Tournament. A year later, Ray helped the Boilermakers to 29 wins, tied for the most in Purdue history for a single season. Purdue earned a No. 4 seed and lost in the round of 16 to eventual NCAA champion Duke during the 2010 NCAA Tournament.

Ray was part of the 2006-07 Purdue staff that signed arguably the top class in school history, a group that was rated No. 5 nationally by Scout.com and No. 6 by Rivals.com. That class included All-Americans Robbie Hummel and JaJuan Johnson and current NBA player E'Twaun Moore.

While at Purdue, Ray was on Painter's staff that also included Cuonzo Martin (Missouri head coach), and Paul Lusk (former Missouri State head coach).

Ray coached at Missouri Valley Conference member Indiana State for a period of seven years (1997-2004), helping ISU to consecutive 20-win seasons and NCAA Tournament appearances in 1999-2000 and 2000-01. In 1999-2000, the Sycamores compiled a 14-4 record in the MVC and won the regular season title. ISU then won the MVC Tournament the following season. The Sycamores later upset No. 4 seed Oklahoma in the first round of the 2001 NCAA Tournament. In addition, Ray was part of the ISU staff that defeated perennial power Indiana in back-to-back seasons.

Following his time at ISU, Ray spent two seasons (2004-06) as an assistant coach and recruiting coordinator at Northern

Illinois. In 2005-06, the Huskies were regular season Western Division champions in the Mid-American Conference for the first time in school history with a 17-11 overall record and 12-6 ledger in the MAC.

Ray began his coaching career as a graduate assistant at the University of Nebraska-Omaha, a Division II program. He helped orchestrate a seven-win turnaround during his second season in 1996-97.

A standout player for Grand View College (Iowa), Ray was an All-American Scholar-Athlete and honorable mention all-conference performer in 1993.

He earned his undergraduate

degree in applied mathematics and secondary education from Grand View in 1994. Ray received his master's degree in athletic administration from Nebraska-Omaha in 1997.

Those type of heralded credentials helped Ray make the transition to head coach.

In 2013, he was the recipient of Grand View's Distinguished Alumni Award.

Born in Gardena, California, Ray moved to Kansas City, Kansas with his family when he was six years old.

Ray and his wife, Breyana, have two sons, Deacon and Mason, and a daughter, Katriece.





RICK RAY YEAR-BY-YEAR RECORDS

| Year | School | Assignment | Record | Conference | Postseason |
|---------|--------------------|----------------------|--------|------------|------------------------------|
| 1995-96 | Nebraska-Omaha | Graduate Assistant | - | - | - |
| 1996-97 | Nebraska-Omaha | Graduate Assistant | - | - | - |
| 1997-98 | Indiana State | Assistant Coach | 16-11 | 10-8 | - |
| 1998-99 | Indiana State | Assistant Coach | 15-12 | 10-8 | - |
| 1999-00 | Indiana State | Assistant Coach | 22-10 | 14-4 | NCAA Tournament First Round |
| 2000-01 | Indiana State | Assistant Coach | 22-12 | 10-8 | NCAA Tournament Second Round |
| 2001-02 | Indiana State | Assistant Coach | 6-22 | 4-14 | - |
| 2002-03 | Indiana State | Assistant Coach | 7-24 | 2-16 | - |
| 2003-04 | Indiana State | Assistant Coach | 9-19 | 5-13 | - |
| 2004-05 | Northern Illinois | Assistant Coach | 11-17 | 7-11 | - |
| 2005-06 | Northern Illinois | Assistant Coach | 17-11 | 12-6 | - |
| 2006-07 | Purdue | Assistant Coach | 22-12 | 9-7 | NCAA Tournament Second Round |
| 2007-08 | Purdue | Assistant Coach | 25-9 | 15-3 | NCAA Tournament Second Round |
| 2008-09 | Purdue | Assistant Coach | 27-10 | 11-7 | NCAA Tournament Sweet 16 |
| 2009-10 | Purdue | Assistant Coach | 29-6 | 14-4 | NCAA Tournament Sweet 16 |
| 2010-11 | Clemson | Associate Head Coach | 22-12 | 9-7 | NCAA Tournament Second Round |
| 2011-12 | Clemson | Associate Head Coach | 16-15 | 8-8 | - |
| 2012-13 | Mississippi State | Head Coach | 10-22 | 4-14 | - |
| 2013-14 | Mississippi State | Head Coach | 14-19 | 3-15 | - |
| 2014-15 | Mississippi State | Head Coach | 13-19 | 6-12 | - |
| 2015-16 | Southeast Missouri | Head Coach | 5-24 | 2-14 | - |
| 2016-17 | Southeast Missouri | Head Coach | 15-18 | 9-7 | OVC Tournament Quarterfinals |
| 2017-18 | Southeast Missouri | Head Coach | 14-17 | 8-10 | - |
| 2018-19 | Southeast Missouri | Head Coach | 10-21 | 5-13 | - |
| 2019-20 | Southeast Missouri | Head Coach | 4-12 | 0-3 | - |

Career Record: 84-152 (8 years)
Record at Southeast Missouri: 47-92, 24-47 OVC (5 years)
Record at Mississippi State: 37-60, 13-41 SEC (3 years)
Record as a college assistant/associate head coach: 266-202



RADIO/TV ROSTER



0 Alex Caldwell
G / 6-0 / 160 / So.
Columbia, S.C.



1 Khalil Cuffee
G / 6-4 / 205 / So.
Fairburn, Ga.




2 Jordan Love
G / 6-5 / 180 / R-Fr.
Durham, N.C.



3 Skyler Hogan
G / 6-5 / 205 / Sr.
Melbourne, Fla.



4 Oscar Kao
G / 6-0 / 170 / Jr.
Tapei, Taiwan




5 Chris Harris
G / 6-3 / 205 / Jr.
Antioch, Ill.



10 Quatarrius Wilson
F / 6-8 / 215 / Sr.
Mobile, Ala.



11 DQ Nicholas
G / 6-1 / 180 / Fr.
Atlanta, Ga.



12 Evan Morrison
F / 6-8 / 190 / Jr.
Lee's Summit, Mo.



13 Isaiah Gable
F / 6-7 / 200 / Jr.
Greenville, Ohio



15 Nana Akenten
G / 6-6 / 215 / Jr.
Bolingbrook, Ill.



20 Jakob Medina
G / 6-2 / 175 / Fr.
Chicago, Ill.



23 Sage Tolbert
F / 6-8 / 210 / So.
Richmond, Texas



25 Nygal Russell
G / 6-4 / 205 / So.
Houston, Texas



44 Darrious Agnew
F / 6-8 / 220 / Jr.
Starkville, Miss.



Rick Ray
Head Coach
Fifth Year



Keith Pickens
Assistant Coach
Second Year



Tarrance Crump
Assistant Coach
First Year



Jason Owens
Assistant Coach
First Year



Al Myers
Dir. of Operations
Second Year



Mark Laros
Graduate Assistant





2019-20 OVERALL STATISTICS



2019-20 Southeast Missouri Basketball
Southeast Missouri Combined Team Statistics (as of Jan 09, 2020)
All games



| RECORD: | OVERALL | HOME | AWAY | NEUTRAL |
|----------------|---------|------|------|---------|
| ALL GAMES | 4-12 | 3-2 | 0-9 | 1-1 |
| CONFERENCE | 0-3 | 0-1 | 0-2 | 0-0 |
| NON-CONFERENCE | 4-9 | 3-1 | 0-7 | 1-1 |

| # | Player | gp-gs | min | avg | Total | | 3-Point | | F-Throw | | Rebounds | | | | pf | dq | a | to | blk | stl | pts | avg |
|----------------|--------------------|-------|------|------|---------|------|---------|------|---------|------|----------|-----|-----|------|-----|----|-----|-----|-----|-----|------|------|
| | | | | | fg-fga | fg% | 3fg-fga | 3fg% | ft-fa | ft% | off | def | tot | avg | | | | | | | | |
| 05 | HARRIS, Chris | 2-0 | 54 | 27.0 | 9-15 | .600 | 5-7 | .714 | 8-10 | .800 | 0 | 6 | 6 | 3.0 | 5 | 0 | 2 | 5 | 1 | 0 | 31 | 15.5 |
| 00 | CALDWELL, Alex | 16-15 | 476 | 29.8 | 65-156 | .417 | 22-67 | .328 | 21-27 | .778 | 6 | 21 | 27 | 1.7 | 30 | 1 | 34 | 32 | 8 | 21 | 173 | 10.8 |
| 23 | TOLBERT, Sage | 16-16 | 410 | 25.6 | 51-97 | .526 | 0-3 | .000 | 41-67 | .612 | 40 | 64 | 104 | 6.5 | 43 | 0 | 14 | 34 | 8 | 14 | 143 | 8.9 |
| 11 | NICHOLAS, DQ | 16-13 | 417 | 26.1 | 41-101 | .406 | 10-33 | .303 | 41-52 | .788 | 3 | 39 | 42 | 2.6 | 24 | 0 | 20 | 28 | 4 | 10 | 133 | 8.3 |
| 03 | HOGAN, Skyler | 16-16 | 449 | 28.1 | 47-119 | .395 | 20-55 | .364 | 18-23 | .783 | 8 | 65 | 73 | 4.6 | 23 | 1 | 14 | 22 | 1 | 9 | 132 | 8.3 |
| 44 | AGNEW, Darrious | 13-5 | 175 | 13.5 | 34-72 | .472 | 2-7 | .286 | 17-26 | .654 | 12 | 23 | 35 | 2.7 | 26 | 0 | 7 | 16 | 0 | 9 | 87 | 6.7 |
| 10 | WILSON, Quatarrius | 16-11 | 333 | 20.8 | 35-87 | .402 | 1-8 | .125 | 32-55 | .582 | 37 | 51 | 88 | 5.5 | 50 | 3 | 16 | 25 | 8 | 8 | 103 | 6.4 |
| 13 | GABLE, Isaiah | 15-0 | 296 | 19.7 | 29-75 | .387 | 14-47 | .298 | 4-9 | .444 | 5 | 27 | 32 | 2.1 | 30 | 0 | 8 | 11 | 1 | 4 | 76 | 5.1 |
| 04 | KAO, Oscar | 16-3 | 252 | 15.8 | 23-74 | .311 | 4-18 | .222 | 11-15 | .733 | 4 | 14 | 18 | 1.1 | 32 | 1 | 22 | 14 | 0 | 8 | 61 | 3.8 |
| 25 | RUSSELL, Nygal | 13-1 | 177 | 13.6 | 19-53 | .358 | 1-15 | .067 | 10-14 | .714 | 4 | 29 | 33 | 2.5 | 18 | 0 | 12 | 16 | 1 | 7 | 49 | 3.8 |
| 01 | CUFFEE, Khalil | 4-0 | 36 | 9.0 | 5-16 | .313 | 0-10 | .000 | 5-7 | .714 | 0 | 3 | 3 | 0.8 | 4 | 0 | 3 | 2 | 1 | 0 | 15 | 3.8 |
| 02 | LOVE, Jordan | 11-0 | 87 | 7.9 | 5-17 | .294 | 1-4 | .250 | 3-6 | .500 | 1 | 9 | 10 | 0.9 | 3 | 0 | 1 | 4 | 0 | 3 | 14 | 1.3 |
| 12 | MORRISON, Evan | 9-0 | 38 | 4.2 | 2-7 | .286 | 2-6 | .333 | 0-0 | .000 | 0 | 1 | 1 | 0.1 | 2 | 0 | 0 | 1 | 0 | 1 | 6 | 0.7 |
| Team | | | | | | | | | | | 24 | 27 | 51 | | | | 6 | | | | | |
| Total..... | | 16 | 3200 | | 365-889 | .411 | 82-280 | .293 | 211-311 | .678 | 144 | 379 | 523 | 32.7 | 290 | 6 | 153 | 216 | 33 | 94 | 1023 | 63.9 |
| Opponents..... | | 16 | 3200 | | 428-902 | .475 | 125-346 | .361 | 194-286 | .678 | 147 | 443 | 590 | 36.9 | 293 | - | 250 | 211 | 51 | 89 | 1175 | 73.4 |

| TEAM STATISTICS | SEMO | OPP | Date | Opponent | Score | Att. |
|------------------------|---------|---------|---|----------------------|---------|-------|
| SCORING | 1023 | 1175 | 11-06-19 | at Vanderbilt | L 65-83 | 8097 |
| Points per game | 63.9 | 73.4 | 11-10-19 | PURDUE FORT WAYNE | w 79-78 | 1685 |
| Scoring margin | -9.5 | - | 11-19-19 | THE CITADEL | L 69-74 | 1087 |
| FIELD GOALS-ATT | 365-889 | 428-902 | 11-22-19 | MISSOURI S&T | w 72-71 | 721 |
| Field goal pct | .411 | .475 | ! 11-27-19 | vs Cal St. Fullerton | L 57-64 | 912 |
| 3 POINT FG-ATT | 82-280 | 125-346 | ! 11-29-19 | at Santa Clara | L 75-87 | 1009 |
| 3-point FG pct | .293 | .361 | ! 11-30-19 | vs Denver | w 66-51 | 0 |
| 3-pt FG made per game | 5.1 | 7.8 | 12-05-19 | at Abilene Christian | L 64-73 | 1982 |
| FREE THROWS-ATT | 211-311 | 194-286 | 12-07-19 | at Drake | L 73-78 | 2723 |
| Free throw pct | .678 | .678 | 12-15-19 | at Youngstown St. | L 50-65 | 1243 |
| F-Throws made per game | 13.2 | 12.1 | 12-17-19 | at Ohio St. | L 48-80 | 13177 |
| REBOUNDS | 523 | 590 | 12-21-19 | at Southern Ill. | L 45-64 | 4293 |
| Rebounds per game | 32.7 | 36.9 | 12-29-19 | MISSOURI BAPTIST | w 74-59 | 1001 |
| Rebounding margin | -4.2 | - | * 01-02-20 | at Austin Peay | L 63-78 | 917 |
| ASSISTS | 153 | 250 | * 01-04-20 | at Murray St. | L 59-81 | 4125 |
| Assists per game | 9.6 | 15.6 | * 01-09-20 | BELMONT | L 64-89 | 1097 |
| TURNOVERS | 216 | 211 | * = Conference game | | | |
| Turnovers per game | 13.5 | 13.2 | ! = Cable Car Classic (Santa Clara, Calif.) | | | |
| Turnover margin | -0.3 | - | | | | |
| Assist/turnover ratio | 0.7 | 1.2 | | | | |
| STEALS | 94 | 89 | | | | |
| Steals per game | 5.9 | 5.6 | | | | |
| BLOCKS | 33 | 51 | | | | |
| Blocks per game | 2.1 | 3.2 | | | | |
| ATTENDANCE | 5591 | 38478 | | | | |
| Home games-Avg/Game | 5-1118 | 9-4174 | | | | |
| Neutral site-Avg/Game | - | 2-456 | | | | |

| Score by Periods | 1st | 2nd | Totals |
|--------------------|-----|-----|--------|
| Southeast Missouri | 495 | 528 | 1023 |
| Opponents | 570 | 605 | 1175 |



2019-20 OVC STATISTICS



2019-20 Southeast Missouri Basketball
Southeast Missouri Combined Team Statistics (as of Jan 09, 2020)
Conference games only



| RECORD: | OVERALL | HOME | AWAY | NEUTRAL |
|----------------|---------|------|------|---------|
| ALL GAMES | 0-3 | 0-1 | 0-2 | 0-0 |
| CONFERENCE | 0-3 | 0-1 | 0-2 | 0-0 |
| NON-CONFERENCE | 0-0 | 0-0 | 0-0 | 0-0 |

| # | Player | gp-gs | min | avg | Total | | 3-Point | | F-Throw | | Rebounds | | | | pf | dq | a | to | blk | stl | pts | avg |
|----------------|--------------------|-------|-----|------|--------|------|---------|------|---------|-------|----------|-----|-----|------|----|----|----|----|-----|-----|-----|------|
| | | | | | fg-fga | fg% | 3fg-fga | 3fg% | ft-fa | ft% | off | def | tot | avg | | | | | | | | |
| 00 | CALDWELL, Alex | 3-2 | 81 | 27.0 | 18-34 | .529 | 4-14 | .286 | 1-2 | .500 | 2 | 1 | 3 | 1.0 | 5 | 0 | 5 | 4 | 3 | 3 | 41 | 13.7 |
| 23 | TOLBERT, Sage | 3-3 | 82 | 27.3 | 10-16 | .625 | 0-0 | .000 | 8-13 | .615 | 7 | 7 | 14 | 4.7 | 7 | 0 | 2 | 6 | 4 | 4 | 28 | 9.3 |
| 10 | WILSON, Quatarrius | 3-3 | 63 | 21.0 | 11-20 | .550 | 0-1 | .000 | 2-4 | .500 | 8 | 3 | 11 | 3.7 | 9 | 0 | 3 | 6 | 0 | 1 | 24 | 8.0 |
| 04 | KAO, Oscar | 3-2 | 60 | 20.0 | 7-20 | .350 | 2-6 | .333 | 6-6 | 1.000 | 0 | 8 | 8 | 2.7 | 10 | 0 | 7 | 2 | 0 | 0 | 22 | 7.3 |
| 11 | NICHOLAS, DQ | 3-1 | 80 | 26.7 | 7-18 | .389 | 1-5 | .200 | 6-6 | 1.000 | 1 | 6 | 7 | 2.3 | 3 | 0 | 3 | 3 | 1 | 2 | 21 | 7.0 |
| 13 | GABLE, Isaiah | 3-0 | 62 | 20.7 | 7-17 | .412 | 3-10 | .300 | 2-2 | 1.000 | 2 | 4 | 6 | 2.0 | 5 | 0 | 1 | 2 | 1 | 1 | 19 | 6.3 |
| 03 | HOGAN, Skyler | 3-3 | 86 | 28.7 | 6-23 | .261 | 3-11 | .273 | 3-3 | 1.000 | 2 | 9 | 11 | 3.7 | 4 | 0 | 2 | 2 | 1 | 0 | 18 | 6.0 |
| 25 | RUSSELL, Nygal | 1-1 | 19 | 19.0 | 2-6 | .333 | 0-0 | .000 | 0-0 | .000 | 0 | 3 | 3 | 3.0 | 1 | 0 | 1 | 0 | 0 | 0 | 4 | 4.0 |
| 01 | CUFFEE, Khalil | 3-0 | 19 | 6.3 | 2-8 | .250 | 0-5 | .000 | 1-2 | .500 | 0 | 1 | 1 | 0.3 | 3 | 0 | 1 | 1 | 1 | 0 | 5 | 1.7 |
| 02 | LOVE, Jordan | 3-0 | 32 | 10.7 | 1-5 | .200 | 0-0 | .000 | 2-2 | 1.000 | 1 | 1 | 2 | 0.7 | 1 | 0 | 1 | 2 | 0 | 1 | 4 | 1.3 |
| 12 | MORRISON, Evan | 3-0 | 16 | 5.3 | 0-2 | .000 | 0-2 | .000 | 0-0 | .000 | 0 | 0 | 0 | 0.0 | 1 | 0 | 0 | 1 | 0 | 0 | 0 | 0.0 |
| Team | | | | | | | | | | | 4 | 3 | 7 | | | | | | | | | |
| Total..... | | 3 | 600 | | 71-169 | .420 | 13-54 | .241 | 31-40 | .775 | 27 | 46 | 73 | 24.3 | 49 | 0 | 26 | 29 | 11 | 12 | 186 | 62.0 |
| Opponents..... | | 3 | 600 | | 97-169 | .574 | 24-56 | .429 | 30-41 | .732 | 32 | 79 | 111 | 37.0 | 46 | - | 59 | 32 | 8 | 11 | 248 | 82.7 |

| TEAM STATISTICS | SEMO | OPP |
|------------------------|--------|--------|
| SCORING | 186 | 248 |
| Points per game | 62.0 | 82.7 |
| Scoring margin | -20.7 | - |
| FIELD GOALS-ATT | 71-169 | 97-169 |
| Field goal pct | .420 | .574 |
| 3 POINT FG-ATT | 13-54 | 24-56 |
| 3-point FG pct | .241 | .429 |
| 3-pt FG made per game | 4.3 | 8.0 |
| FREE THROWS-ATT | 31-40 | 30-41 |
| Free throw pct | .775 | .732 |
| F-Throws made per game | 10.3 | 10.0 |
| REBOUNDS | 73 | 111 |
| Rebounds per game | 24.3 | 37.0 |
| Rebounding margin | -12.7 | - |
| ASSISTS | 26 | 59 |
| Assists per game | 8.7 | 19.7 |
| TURNOVERS | 29 | 32 |
| Turnovers per game | 9.7 | 10.7 |
| Turnover margin | +1.0 | - |
| Assist/turnover ratio | 0.9 | 1.8 |
| STEALS | 12 | 11 |
| Steals per game | 4.0 | 3.7 |
| BLOCKS | 11 | 8 |
| Blocks per game | 3.7 | 2.7 |
| ATTENDANCE | 1097 | 5042 |
| Home games-Avg/Game | 1-1097 | 2-2521 |
| Neutral site-Avg/Game | - | 0-0 |

| Score by Periods | 1st | 2nd | Totals |
|--------------------|-----|-----|--------|
| Southeast Missouri | 93 | 93 | 186 |
| Opponents | 123 | 125 | 248 |

| Date | Opponent | Score | Att. |
|------------|----------------|---------|------|
| * 01-02-20 | at Austin Peay | L 63-78 | 917 |
| * 01-04-20 | at Murray St. | L 59-81 | 4125 |
| * 01-09-20 | BELMONT | L 64-89 | 1097 |

* = Conference game
! = Cable Car Classic (Santa Clara, Calif.)



2019-20 BASKETBALL NOTES

Comparison Game-by-Game (Southeast Missouri/Opponent)

| Opponent | 1st | 2nd | Score | Mar | Total FG | FG Pct | 3-Pointers | 3FG Pct | Free Throws | FT Pct | Rebounds (Mar) | Assist | T/Over | Block | Steal | Fouls |
|---------------------|-------|-------|-------|------|-------------|-----------|------------|-----------|-------------|-----------|----------------|--------|--------|-------|-------|-------|
| Vanderbilt | 32/32 | 33/51 | 65-83 | (18) | 25-58/30-61 | .431/.492 | 3-13/14-34 | .231/.412 | 12-18/9-14 | .667/.643 | 38/35 +3 | 5/17 | 16/12 | 2/8 | 4/8 | 14/18 |
| Purdue Fort Wayne | 40/32 | 39/46 | 79-78 | +1 | 25-56/26-64 | .446/.406 | 8-17/10-31 | .471/.323 | 21-30/16-22 | .700/.727 | 35/42 (7) | 16/15 | 10/15 | 0/0 | 5/2 | 20/26 |
| The Citadel | 32/40 | 37/34 | 69-74 | (5) | 27-62/26-59 | .435/.441 | 4-21/11-25 | .190/.440 | 11-18/11-15 | .611/.733 | 36/41 (5) | 9/22 | 19/18 | 3/0 | 8/5 | 19/18 |
| Missouri S&T | 42/44 | 30/27 | 72-71 | +1 | 26-55/25-63 | .473/.397 | 5-13/11-26 | .385/.423 | 15-29/10-15 | .517/.667 | 41/33 +8 | 10/15 | 10/8 | 2/2 | 3/5 | 17/21 |
| Cal State Fullerton | 31/38 | 26/26 | 57-64 | (7) | 19-59/22-52 | .322/.423 | 4-16/4-12 | .250/.333 | 15-19/16-26 | .789/.615 | 36/39 (3) | 6/12 | 11/12 | 3/7 | 7/6 | 22/19 |
| Santa Clara | 30/43 | 45/44 | 75-87 | (12) | 23-50/31-56 | .460/.554 | 4-15/12-22 | .267/.545 | 25-33/13-22 | .758/.591 | 27/31 (4) | 9/18 | 15/14 | 3/6 | 9/3 | 25/25 |
| Denver | 29/20 | 37/31 | 66-51 | +15 | 27-50/20-52 | .540/.385 | 7-24/1-16 | .292/.063 | 5-8/10-18 | .625/.556 | 33/32 +1 | 13/9 | 22/20 | 0/1 | 12/12 | 20/16 |
| Abilene Christian | 23/33 | 41/40 | 64-73 | (9) | 19-54/23-56 | .352/.411 | 2-13/5-19 | .154/.263 | 24-28/22-27 | .857/.815 | 35/39 (4) | 6/11 | 14/14 | 3/2 | 7/8 | 19/20 |
| Drake | 43/37 | 30/41 | 73-78 | (5) | 25-50/24-51 | .500/.471 | 10-19/6-23 | .526/.261 | 13-23/24-34 | .565/.706 | 36/29 +7 | 12/9 | 18/10 | 1/5 | 7/9 | 22/19 |
| Youngstown State | 24/38 | 26/27 | 50-65 | (15) | 20-59/26-51 | .339/.510 | 7-19/5-18 | .368/.278 | 3-14/8-15 | .214/.533 | 36/40 (4) | 12/14 | 14/16 | 0/4 | 6/6 | 17/16 |
| Ohio State | 26/35 | 22/45 | 48-80 | (32) | 16-60/30-51 | .267/.588 | 4-19/13-27 | .211/.481 | 12-14/7-12 | .857/.583 | 25/44 (19) | 5/23 | 12/21 | 0/6 | 3/4 | 17/16 |
| Southern Illinois | 20/32 | 25/32 | 45-64 | (19) | 17-51/23-54 | .333/.426 | 5-15/8-23 | .333/.348 | 6-10/10-14 | .600/.714 | 32/37 (5) | 7/16 | 15/10 | 1/1 | 5/6 | 15/16 |
| Missouri Baptist | 30/23 | 44/36 | 74-59 | +15 | 25-56/25-63 | .446/.397 | 6-22/1-14 | .273/.071 | 18-27/8-11 | .667/.727 | 30/37 +3 | 17/10 | 11/9 | 4/1 | 6/4 | 14/17 |
| Austin Peay | 24/41 | 39/37 | 63-78 | (15) | 24-54/27-55 | .444/.491 | 7-19/11-23 | .368/.478 | 8-10/13-18 | .800/.722 | 21/41 (20) | 12/17 | 11/12 | 3/4 | 6/3 | 20/13 |
| Murray State | 33/42 | 26/39 | 59-81 | (22) | 23-59/32-53 | .390/.604 | 4-17/4-14 | .235/.286 | 9-14/13-17 | .643/.765 | 25/39 (14) | 6/15 | 7/11 | 5/2 | 3/4 | 17/18 |
| Belmont | 35/40 | 28/49 | 64-89 | (25) | 24-56/38-61 | .429/.623 | 2-18/9-19 | .111/.474 | 14-16/4-6 | .875/.667 | 27/31 (4) | 8/27 | 11/9 | 3/2 | 3/4 | 12/15 |
| Tennessee State | | | | | | | | | | | | | | | | |
| Austin Peay | | | | | | | | | | | | | | | | |
| Murray State | | | | | | | | | | | | | | | | |
| SIU Edwardsville | | | | | | | | | | | | | | | | |
| Eastern Illinois | | | | | | | | | | | | | | | | |
| Morehead State | | | | | | | | | | | | | | | | |
| Eastern Kentucky | | | | | | | | | | | | | | | | |
| Jacksonville State | | | | | | | | | | | | | | | | |
| Tennessee Tech | | | | | | | | | | | | | | | | |
| UT Martin | | | | | | | | | | | | | | | | |
| SIU Edwardsville | | | | | | | | | | | | | | | | |
| Jacksonville State | | | | | | | | | | | | | | | | |
| Tennessee Tech | | | | | | | | | | | | | | | | |
| Eastern Illinois | | | | | | | | | | | | | | | | |
| UT Martin | | | | | | | | | | | | | | | | |

Points in the Paint, Second Chance Points, Points Off Turnovers, Fastbreak Points, Bench Points

| Opponent | W/L | POINTS IN THE PAINT | | 2ND CHANCE POINTS | | POINTS OFF TURNOVERS | | FAST BREAK POINTS | | BENCH POINTS | |
|---------------------|-----|---------------------|------|-------------------|------|----------------------|------|-------------------|------|--------------|------|
| | | SEMO | OPP. | SEMO | OPP. | SEMO | OPP. | SEMO | OPP. | SEMO | OPP. |
| Vanderbilt | L | 42 | 30 | 17 | 4 | 10 | 17 | 13 | 15 | 34 | 28 |
| Purdue Fort Wayne | W | 28 | 30 | 12 | 16 | 20 | 12 | 6 | 2 | 26 | 12 |
| The Citadel | L | 36 | 26 | 12 | 15 | 15 | 17 | 10 | 2 | 16 | 16 |
| Missouri S&T | W | 18 | 14 | 17 | 16 | 8 | 6 | 0 | 0 | 23 | 13 |
| Cal State Fullerton | L | 28 | 28 | 16 | 12 | 13 | 11 | 5 | 13 | 24 | 14 |
| Santa Clara | L | 34 | 34 | 2 | 3 | 22 | 16 | 19 | 10 | 27 | 22 |
| Denver | W | 26 | 30 | 12 | 8 | 17 | 18 | 11 | 5 | 15 | 11 |
| Abilene Christian | L | 24 | 36 | 10 | 4 | 10 | 17 | 13 | 25 | 7 | 19 |
| Drake | L | 26 | 28 | 4 | 4 | 11 | 25 | 2 | 8 | 11 | 20 |
| Youngstown State | L | 24 | 38 | 5 | 12 | 13 | 9 | 9 | 15 | 19 | 20 |
| Ohio State | L | 20 | 32 | 8 | 3 | 3 | 15 | 4 | 10 | 27 | 28 |
| Southern Illinois | L | 18 | 30 | 11 | 9 | 6 | 10 | 5 | 1 | 9 | 22 |
| Missouri Baptist | W | 34 | 38 | 7 | 7 | 9 | 12 | 6 | 6 | 35 | 4 |
| Austin Peay | L | 26 | 30 | 7 | 18 | 10 | 14 | 13 | 10 | 24 | 13 |
| Murray State | L | 28 | 54 | 15 | 14 | 18 | 8 | 7 | 8 | 13 | 34 |
| Belmont | L | 22 | 52 | 10 | 3 | 6 | 20 | 6 | 2 | 18 | 31 |
| Tennessee State | | | | | | | | | | | |
| Austin Peay | | | | | | | | | | | |
| Murray State | | | | | | | | | | | |
| SIU Edwardsville | | | | | | | | | | | |
| Eastern Illinois | | | | | | | | | | | |
| Morehead State | | | | | | | | | | | |
| Eastern Kentucky | | | | | | | | | | | |
| Jacksonville State | | | | | | | | | | | |
| Tennessee Tech | | | | | | | | | | | |
| UT Martin | | | | | | | | | | | |
| SIU Edwardsville | | | | | | | | | | | |
| Jacksonville State | | | | | | | | | | | |
| Tennessee Tech | | | | | | | | | | | |
| Eastern Illinois | | | | | | | | | | | |
| UT Martin | | | | | | | | | | | |



2019-20 BASKETBALL NOTES

Game-by-Game Leaders

| Opponent | W/L | Score | Points | Rebounds | Assists | Blocks | Steals |
|---------------------|-----|-------|----------------------|------------------------------------|--|--|--------------------------------|
| Vanderbilt | L | 65-83 | Harris - 15 | Wilson - 13 | Wilson, Tolbert, Caldwell, Hogan, Nicholas - 1 | Wilson, Harris - 1 | Wilson - 2 |
| Purdue Fort Wayne | W | 79-78 | Harris - 16 | Wilson, Tolbert - 8 | Wilson - 4 | - | Wilson, Tolbert - 2 |
| The Citadel | L | 69-74 | Nicholas - 24 | Wilson - 7 | Caldwell - 6 | Wilson - 3 | Hogan, Gable - 2 |
| Missouri S&T | W | 72-71 | Tolbert - 16 | Tolbert - 9 | Tolbert, Caldwell, Kao - 2 | Caldwell, Nicholas - 1 | Tolbert, Nicholas, Russell - 1 |
| Cal State Fullerton | L | 57-64 | Agnew - 15 | Tolbert - 10 | Agnew, Wilson - 2 | Wilson - 2 | Caldwell, Kao, Agnew - 2 |
| Santa Clara | L | 75-87 | Caldwell - 16 | Hogan - 6 | Caldwell - 4 | Wilson, Caldwell, Russell - 1 | Caldwell - 5 |
| Denver | W | 66-51 | Caldwell, Hogan - 16 | Wilson - 11 | Kao - 6 | - | Caldwell, Kao - 3 |
| Abilene Christian | L | 64-73 | Nicholas - 21 | Tolbert - 9 | Tolbert, Nicholas - 2 | Tolbert - 2 | Nicholas - 3 |
| Drake | L | 73-78 | Caldwell - 18 | Hogan - 12 | Agnew - 4 | Caldwell - 1 | Agnew, Nicholas - 2 |
| Youngstown State | L | 50-65 | Agnew - 17 | Agnew, Hogan, Gable - 6 | Caldwell - 4 | - | Agnew - 2 |
| Ohio State | L | 48-80 | Nicholas, Gable - 10 | Tolbert - 6 | Wilson - 2 | - | Tolbert, Caldwell, Kao - 1 |
| Southern Illinois | L | 45-64 | Hogan - 15 | Hogan, Wilson - 7 | Nicholas - 2 | Nicholas - 1 | Russell - 2 |
| Missouri Baptist | W | 74-59 | Caldwell - 15 | Tolbert - 11 | Caldwell - 5 | Tolbert - 2 | Caldwell - 3 |
| Austin Peay | L | 63-78 | Caldwell - 12 | Tolbert - 4 | Wilson, Caldwell, Hogan, Kao, Nicholas - 2 | Tolbert - 2 | Tolbert - 3 |
| Murray State | L | 59-81 | Caldwell - 18 | Hogan - 6 | Caldwell - 3 | Tolbert, Caldwell, Cuffee, Nicholas, Gable - 1 | Caldwell - 2 |
| Belmont | L | 64-89 | Kao - 15 | Wilson, Tolbert, Kao, Nicholas - 5 | Kao - 4 | Tolbert, Caldwell, Hogan - 1 | Tolbert, Love, Gable - 1 |
| Tennessee State | | | | | | | |
| Austin Peay | | | | | | | |
| Murray State | | | | | | | |
| SIU Edwardsville | | | | | | | |
| Eastern Illinois | | | | | | | |
| Morehead State | | | | | | | |
| Eastern Kentucky | | | | | | | |
| Jacksonville State | | | | | | | |
| Tennessee Tech | | | | | | | |
| UT Martin | | | | | | | |
| SIU Edwardsville | | | | | | | |
| Jacksonville State | | | | | | | |
| Tennessee Tech | | | | | | | |
| Eastern Illinois | | | | | | | |
| UT Martin | | | | | | | |

Game-by-Game Starters

| Opponent | W/L | Score | Guard | Guard | Guard | Forward | Forward | First Man Off the Bench |
|---------------------|-----|-------|----------|-------|----------|---------|---------|---|
| Vanderbilt | L | 65-83 | Caldwell | Hogan | Kao | Tolbert | Wilson | Russell, 6 pts., 2 reb., 24 min. |
| Purdue Fort Wayne | W | 79-78 | Caldwell | Hogan | Nicholas | Tolbert | Wilson | Kao, 2 pts., 6 min. |
| The Citadel | L | 69-74 | Caldwell | Hogan | Nicholas | Tolbert | Wilson | Darrious Agnew, 4 pts., 3 reb., 10 min. |
| Missouri S&T | W | 72-71 | Caldwell | Hogan | Nicholas | Tolbert | Wilson | Kao, 10 pts., 22 min. |
| Cal State Fullerton | L | 57-64 | Caldwell | Hogan | Nicholas | Tolbert | Wilson | Russell, 1 pt., 2 reb., 13 min. |
| Santa Clara | L | 75-87 | Caldwell | Hogan | Nicholas | Tolbert | Wilson | Agnew, 7 pts., 2 reb., 13 min. |
| Denver | W | 66-51 | Caldwell | Hogan | Nicholas | Tolbert | Wilson | Agnew, 2 pts., 1 reb., 12 min. |
| Abilene Christian | L | 64-73 | Caldwell | Hogan | Nicholas | Tolbert | Wilson | Russell, 2 reb., 15 min. |
| Drake | L | 73-78 | Caldwell | Hogan | Nicholas | Tolbert | Agnew | Kao, 2 pts., 4 min. |
| Youngstown State | L | 50-65 | Caldwell | Hogan | Nicholas | Tolbert | Agnew | Wilson, 2 pts., 3 reb., 16 min. |
| Ohio State | L | 48-80 | Caldwell | Hogan | Nicholas | Tolbert | Agnew | Wilson, 5 pts., 3 reb., 19 min. |
| Southern Illinois | L | 45-69 | Caldwell | Hogan | Nicholas | Tolbert | Agnew | Gable, 2 pts., 17 min. |
| Missouri Baptist | W | 74-59 | Caldwell | Hogan | Nicholas | Tolbert | Agnew | Wilson, 6 pts., 5 reb., 23 min. |
| Austin Peay | L | 63-78 | Caldwell | Hogan | Russell | Tolbert | Wilson | Kao, 3 pts., 11 min. |
| Murray State | L | 59-81 | Caldwell | Hogan | Kao | Tolbert | Wilson | Gable, 11 pts., 3 reb., 29 min. |
| Belmont | L | 64-89 | Kao | Hogan | Nicholas | Tolbert | Wilson | Gable, 3 pts., 2 reb., 15 min. |
| Tennessee State | | | | | | | | |
| Austin Peay | | | | | | | | |
| Murray State | | | | | | | | |
| SIU Edwardsville | | | | | | | | |
| Eastern Illinois | | | | | | | | |
| Morehead State | | | | | | | | |
| Eastern Kentucky | | | | | | | | |
| Jacksonville State | | | | | | | | |
| Tennessee Tech | | | | | | | | |
| UT Martin | | | | | | | | |
| SIU Edwardsville | | | | | | | | |
| Jacksonville State | | | | | | | | |
| Tennessee Tech | | | | | | | | |
| Eastern Illinois | | | | | | | | |
| UT Martin | | | | | | | | |

Starting Lineup Combinations

| Record | Guard | Guard | Guard | Forward | Forward |
|--------|----------|-------|----------|---------|---------|
| 0-2 | Caldwell | Hogan | Kao | Tolbert | Wilson |
| 3-4 | Caldwell | Hogan | Nicholas | Tolbert | Wilson |
| 1-4 | Caldwell | Hogan | Nicholas | Tolbert | Agnew |
| 0-1 | Caldwell | Hogan | Russell | Tolbert | Wilson |
| 0-1 | Kao | Hogan | Nicholas | Tolbert | Wilson |



2019-20 BASKETBALL NOTES

| | Score | FG-A | Pct. | 3FG-A | Pct. | FT-A | Pct. | OFF | DEF | Total | E | A | TQ | B | S |
|---------------------|----------|-------|------|-------|------|-------|------|-----|-----|-------|----|----|----|---|----|
| Southeast Missouri | L, 65-83 | 25-58 | .431 | 3-13 | .231 | 12-18 | .667 | 14 | 24 | 38 | 14 | 5 | 16 | 2 | 4 |
| Vanderbilt | | 30-61 | .492 | 14-34 | .412 | 9-14 | .643 | 10 | 25 | 35 | 18 | 17 | 12 | 8 | 8 |
| Southeast Missouri | W, 79-78 | 25-56 | .446 | 8-17 | .471 | 21-30 | .700 | 8 | 27 | 35 | 20 | 16 | 10 | 0 | 5 |
| Purdue Fort Wayne | | 26-64 | .406 | 10-31 | .323 | 16-22 | .727 | 15 | 27 | 42 | 26 | 15 | 15 | 0 | 2 |
| Southeast Missouri | L, 69-74 | 27-62 | .435 | 4-21 | .190 | 11-18 | .611 | 10 | 26 | 36 | 19 | 9 | 19 | 3 | 8 |
| The Citadel | | 26-59 | .441 | 11-25 | .440 | 11-15 | .733 | 9 | 32 | 41 | 18 | 22 | 18 | 0 | 5 |
| Southeast Missouri | W, 72-71 | 26-55 | .473 | 5-13 | .385 | 15-29 | .517 | 10 | 31 | 41 | 17 | 10 | 10 | 2 | 3 |
| Missouri S&T | | 25-63 | .397 | 11-26 | .423 | 10-15 | .667 | 9 | 24 | 33 | 21 | 15 | 8 | 2 | 5 |
| Southeast Missouri | L, 57-64 | 19-59 | .322 | 4-16 | .250 | 15-19 | .789 | 10 | 26 | 36 | 22 | 6 | 11 | 3 | 7 |
| Cal State Fullerton | | 22-52 | .423 | 4-12 | .333 | 16-26 | .615 | 7 | 32 | 39 | 19 | 12 | 12 | 7 | 6 |
| Southeast Missouri | L, 75-87 | 23-50 | .460 | 4-15 | .267 | 25-33 | .758 | 3 | 24 | 27 | 25 | 9 | 15 | 3 | 9 |
| Santa Clara | | 31-56 | .554 | 12-22 | .545 | 13-22 | .591 | 4 | 27 | 31 | 25 | 18 | 14 | 6 | 3 |
| Southeast Missouri | W, 66-51 | 27-50 | .540 | 7-24 | .292 | 5-8 | .625 | 8 | 25 | 33 | 20 | 13 | 22 | 0 | 12 |
| Denver | | 20-52 | .385 | 1-16 | .063 | 10-18 | .556 | 14 | 18 | 32 | 16 | 9 | 20 | 1 | 12 |
| Southeast Missouri | L, 64-73 | 19-54 | .352 | 2-13 | .154 | 24-28 | .857 | 9 | 26 | 35 | 19 | 6 | 14 | 3 | 7 |
| Abilene Christian | | 23-56 | .411 | 5-19 | .263 | 22-27 | .815 | 10 | 29 | 39 | 20 | 11 | 14 | 2 | 8 |
| Southeast Missouri | L, 73-78 | 25-50 | .500 | 10-19 | .526 | 13-23 | .565 | 7 | 29 | 36 | 22 | 12 | 18 | 1 | 7 |
| Drake | | 24-51 | .471 | 6-23 | .261 | 24-34 | .706 | 5 | 24 | 29 | 19 | 9 | 10 | 5 | 9 |
| Southeast Missouri | L, 50-65 | 20-59 | .339 | 7-19 | .368 | 3-14 | .214 | 13 | 23 | 36 | 17 | 12 | 14 | 0 | 6 |
| Youngstown State | | 26-51 | .510 | 5-18 | .278 | 8-15 | .533 | 7 | 33 | 40 | 16 | 14 | 16 | 4 | 6 |
| Southeast Missouri | L, 48-80 | 16-60 | .267 | 4-19 | .211 | 12-14 | .857 | 8 | 17 | 25 | 17 | 5 | 12 | 0 | 3 |
| Ohio State | | 30-51 | .588 | 13-27 | .481 | 7-12 | .583 | 7 | 37 | 44 | 16 | 23 | 21 | 6 | 4 |
| Southeast Missouri | L, 45-64 | 17-51 | .333 | 5-15 | .333 | 6-10 | .600 | 10 | 22 | 32 | 15 | 7 | 15 | 1 | 5 |
| Southern Illinois | | 23-54 | .426 | 8-23 | .348 | 10-14 | .714 | 11 | 26 | 37 | 16 | 16 | 10 | 1 | 6 |
| Southeast Missouri | W, 74-59 | 25-56 | .446 | 6-22 | .273 | 18-27 | .667 | 7 | 33 | 40 | 14 | 17 | 11 | 4 | 6 |
| Missouri Baptist | | 25-63 | .397 | 1-14 | .071 | 8-11 | .727 | 7 | 30 | 37 | 17 | 10 | 9 | 1 | 4 |
| Southeast Missouri | L, 63-78 | 24-54 | .444 | 7-19 | .368 | 8-10 | .800 | 6 | 15 | 21 | 20 | 12 | 11 | 3 | 6 |
| Austin Peay | | 27-55 | .491 | 11-23 | .478 | 13-18 | .722 | 15 | 26 | 41 | 13 | 17 | 12 | 4 | 3 |
| Southeast Missouri | L, 59-81 | 23-59 | .390 | 4-17 | .235 | 9-14 | .643 | 13 | 12 | 25 | 17 | 6 | 7 | 5 | 3 |
| Murray State | | 32-53 | .604 | 4-14 | .286 | 13-17 | .765 | 12 | 27 | 39 | 18 | 15 | 11 | 2 | 4 |
| Southeast Missouri | L, 64-89 | 24-56 | .429 | 2-18 | .111 | 14-16 | .875 | 8 | 19 | 27 | 12 | 8 | 11 | 3 | 3 |
| Belmont | | 38-61 | .623 | 9-19 | .474 | 4-6 | .667 | 5 | 26 | 31 | 15 | 27 | 9 | 2 | 4 |

| |
|--------------------|
| Southeast Missouri |
| Tennessee State |
| Southeast Missouri |
| Austin Peay |
| Southeast Missouri |
| Murray State |
| Southeast Missouri |
| SIU Edwardsville |
| Southeast Missouri |
| Eastern Illinois |
| Southeast Missouri |
| Morehead State |
| Southeast Missouri |
| Eastern Kentucky |
| Southeast Missouri |
| Jacksonville State |
| Southeast Missouri |
| Tennessee Tech |
| Southeast Missouri |
| UT Martin |
| Southeast Missouri |
| SIU Edwardsville |
| Southeast Missouri |
| Jacksonville State |
| Southeast Missouri |
| Tennessee Tech |
| Southeast Missouri |
| Eastern Illinois |
| Southeast Missouri |
| UT Martin |



2019-20 BASKETBALL NOTES

2019-20 GAME-BY-GAME LEADERS SUMMARY (# OF GAMES)

| | |
|----------------------|---|
| Points | |
| Alex Caldwell | 6 |
| DQ Nicholas..... | 3 |
| Chris Harris..... | 2 |
| Darrious Agnew | 2 |
| Skyler Hogan | 2 |
| Sage Tolbert..... | 1 |
| Isaiah Gable..... | 1 |
| Oscar Kao | 1 |

| | |
|-------------------------|---|
| Rebounds | |
| Sage Tolbert..... | 8 |
| Quatarrius Wilson | 6 |
| Skyler Hogan | 4 |
| Nygal Russell..... | 1 |
| Darrious Agnew | 1 |
| Isaiah Gable..... | 1 |
| DQ Nicholas..... | 1 |
| Oscar Kao | 1 |

| | |
|-------------------------|---|
| Assists | |
| Alex Caldwell | 7 |
| Quatarrius Wilson | 5 |
| DQ Nicholas..... | 4 |
| Oscar Kao | 4 |
| Sage Tolbert..... | 3 |
| Darrious Agnew | 2 |
| Skyler Hogan | 2 |
| Nygal Russell..... | 1 |

| | |
|-------------------------|---|
| Blocks | |
| Alex Caldwell | 5 |
| Sage Tolbert..... | 5 |
| Quatarrius Wilson | 4 |
| DQ Nicholas..... | 3 |
| Skyler Hogan | 1 |
| Isaiah Gable..... | 1 |
| Chris Harris..... | 1 |
| Nygal Russell..... | 1 |
| Khalil Cuffee..... | 1 |

| | |
|-------------------------|---|
| Steals | |
| Alex Caldwell | 6 |
| Sage Tolbert..... | 5 |
| Oscar Kao | 3 |
| DQ Nicholas..... | 3 |
| Darrious Agnew | 3 |
| Quatarrius Wilson | 2 |
| Nygal Russell..... | 2 |
| Isaiah Gable..... | 2 |
| Skyler Hogan | 1 |
| Jordan Love..... | 1 |

| | |
|------------------------------|---|
| Dunks (# for 2019-20 Season) | |
| Sage Tolbert..... | 4 |
| Quatarrius Wilson | 4 |
| Nygal Russell..... | 2 |
| Jordan Love..... | 1 |

| Games Played/Started | | |
|----------------------|---------|--------|
| | 2019-20 | Career |
| Isaiah Gable | 15/0 | 61/24 |
| Sage Tolbert | 16/16 | 47/43 |
| Nygal Russell | 13/1 | 44/10 |
| Skyler Hogan | 16/16 | 46/43 |
| Alex Caldwell | 16/15 | 40/20 |
| Oscar Kao | 16/3 | 36/3 |
| Khalil Cuffee | 4/0 | 17/0 |
| DQ Nicholas | 16/13 | 16/13 |
| Quatarrius Wilson | 16/11 | 16/11 |
| Darrious Agnew | 13/5 | 13/5 |
| Jordan Love | 11/0 | 11/0 |
| Evan Morrison | 9/0 | 9/0 |
| Chris Harris | 2/0 | 2/0 |

CAREER LEDGER

| Double-Digit Point Games | | |
|--------------------------|----------------|---------------|
| | <u>2019-20</u> | <u>Career</u> |
| Skyler Hogan..... | 7 | 23 |
| Alex Caldwell | 10 | 18 |
| Isaiah Gable..... | 4 | 13 |
| Sage Tolbert..... | 7 | 12 |
| Nygal Russell..... | 2 | 7 |
| Quatarrius Wilson | 6 | 6 |
| DQ Nicholas..... | 5 | 5 |
| Darrious Agnew | 3 | 3 |
| Chris Harris..... | 2 | 2 |
| Khalil Cuffee..... | 1 | 2 |
| Oscar Kao | 2 | 2 |

| Double-Digit Rebound Games | | |
|----------------------------|---------|--------|
| | 2019-20 | Career |
| Sage Tolbert..... | 2 | 7 |
| Quatarrius Wilson | 2 | 2 |
| Skyler Hogan | 1 | 1 |
| Isaiah Gable | - | 1 |

| 20+ Point Games | | |
|-------------------|----------------|---------------|
| | <u>2019-20</u> | <u>Career</u> |
| DQ Nicholas..... | 2 | 2 |
| Isaiah Gable..... | - | 2 |
| Skyler Hogan..... | - | 2 |

| 8+ Rebound Games | 2019-20 | Career |
|-------------------------|---------|--------|
| Sage Tolbert..... | 5 | 12 |
| Quatarrius Wilson | 3 | 3 |
| Isaiah Gable..... | - | 2 |
| Skyler Hogan | 1 | 1 |
| Nygal Russell..... | - | 1 |

| 5+ Assist Games | | |
|---------------------|----------------|---------------|
| | <u>2019-20</u> | <u>Career</u> |
| Nygal Russell | 1 | 4 |
| Alex Caldwell | 2 | 2 |
| Isaiah Gable | - | 1 |
| Oscar Kao | 1 | 1 |

| 3+ Steal Games | | |
|--------------------|---------|--------|
| | 2019-20 | Career |
| Alex Caldwell..... | 3 | 4 |
| Nygal Russell..... | - | 1 |
| Skyler Hogan..... | - | 1 |
| Oscar Kao..... | 1 | 1 |
| DQ Nicholas..... | 1 | 1 |
| Sage Tolbert..... | 1 | 1 |

| Double-Doubles | | |
|-------------------------|----------------|---------------|
| | <u>2019-20</u> | <u>Career</u> |
| Sage Tolbert..... | 2 | 3 |
| Quatarrius Wilson | 2 | 2 |

SOUTHEAST MISSOURI 'S 2019-20 RECORD:

| | |
|--|------|
| At Home..... | 3-2 |
| On the Road..... | 0-9 |
| At Neutral Sites..... | 1-1 |
| In Ohio Valley Conference Games..... | 0-3 |
| In November..... | 3-4 |
| In December..... | 1-5 |
| In January..... | 0-3 |
| In February..... | 0-0 |
| In March..... | 0-0 |
| Leading at the Half | 3-1 |
| Trailing at the Half | 1-10 |
| Tied at the Half | 0-1 |
| In Overtime Games | 0-0 |
| The Redhawks Score First..... | 3-4 |
| In 1-4 Point Games | 2-0 |
| In 5-9 Point Games..... | 0-4 |
| In 10-14 Point Games | 0-1 |
| In 15+ Point Games | 2-7 |
| Leading with Five Minutes Left in Regulation..... | 3-0 |
| Trailing with Five Minutes Left in Regulation | 1-12 |
| Tied with Five Minutes Left in Regulation..... | 0-0 |
| Scoring Less than 50 Points | 0-2 |
| Scoring 50-59 Points | 0-3 |
| Scoring 60-69 Points..... | 1-5 |
| Scoring 70-79 Points..... | 3-2 |
| Scoring 80-89 Points..... | 0-0 |
| Scoring 90-99 Points..... | 0-0 |
| Scoring 100 or more Points..... | 0-0 |
| Giving up Less Than 50 Points | 0-0 |
| Giving up 50-59 Points..... | 2-0 |
| Giving up 60-69 Points | 0-3 |
| Giving up 70-79 Points..... | 2-4 |
| Giving up 80-89 Points..... | 0-5 |
| Giving up 90-99 Points | 0-0 |
| Giving up 100 or more Points | 0-0 |
| Shooting 50% or Better from the Field | 1-2 |
| Shooting Less Than 50% from the Field..... | 3-10 |
| Opponent Shoots 50% or Better from the Field..... | 0-4 |
| Opponent Shoots Less Than 50% from the Field..... | 4-8 |
| Outshooting Opponent..... | 4-1 |
| Outshot by Opponent..... | 0-11 |
| Field Goal Percentage is Tied..... | 0-0 |
| Shooting 50% or Better from 3-Point Range..... | 0-2 |
| Shooting Less Than 50% from 3-Point Range..... | 4-9 |
| Opponent Shoots 50% or Better from 3-Point Range..... | 0-1 |
| Opponent Shoots Less Than 50% from 3-Point Range | 4-11 |
| Shooting 50% or Better from the Free Throw Line..... | 4-11 |
| Shooting Less Than 50% from the Free Throw Line..... | 0-1 |
| Opponent Shoots 50% or Better from the Free Throw Line | 4-12 |
| Opponent Shoots Less Than 50% from the Free Throw Line..... | 0-0 |
| Shooting More Free Throws Than Opponent..... | 3-6 |
| Shooting Less Free Throws Than Opponent | 1-6 |
| Free Throws are Tied..... | 0-0 |
| Southeast's Starters Outscore Opponent's Starters..... | 1-1 |
| Opponent's Starters Outscore Southeast's Starters..... | 3-11 |
| Starter Scoring is Tied..... | 0-0 |
| Bench Outscores Opponent..... | 4-4 |
| Opponent Bench Outscores Southeast..... | 0-7 |
| Bench Scoring is Tied | 0-1 |
| Bench Contributes Double Figures in Points..... | 4-10 |
| No Redhawk Players Score Double Figures..... | 0-0 |
| Two Redhawk Players Score Double Figures..... | 0-5 |
| 3+ Redhawk Players Score Double Figures | 4-7 |
| Outrebounding an Opponent..... | 3-3 |
| Opponent Outrebounds Southeast..... | 1-9 |
| Rebounds are Tied | 0-0 |
| Getting 10+ Assists..... | 4-3 |
| Getting 10+ Steals | 1-0 |
| Getting 5+ Blocks..... | 0-1 |
| Forcing more Turnovers than Opponent | 1-5 |
| Committing more Turnovers than Opponent..... | 3-6 |
| Turnovers are Tied..... | 0-1 |



2019-20 BASKETBALL NOTES



- Forward
- Junior (3)
- 6-8 ► 220
- Starkville, Miss.
- Starkville H.S.
- East Mississippi CC

DARRIOUS AGNEW

44

2019-20: Is out for 2-3 weeks with a torn meniscus injury...Underwent surgery...Played in 13 games, including eight off the bench...Started each of the last five contests...Was limited to three minutes due to a knee injury vs. Missouri Baptist (12/29) and his return is undetermined at this time...Averages 6.7 points and 2.7 rebounds a game...Scored a season-high 17 points and pulled down six rebounds at Youngstown State (12/15)...Made his first career NCAA Division I start when he scored 11 points and grabbed four rebounds at Drake (12/7)...Had 15 points and six rebounds in 21 minutes vs. Cal State Fullerton (11/27)...Scored double figures in two games.

Agnew's Game-by-Game Statistics

| 2019-20 | FG | 3P | FT | O/D | REB | F | PTS | A | TO | B | S | M |
|-------------------------|-------|-----|-------|-------|-----|----|-----|---|----|---|---|-----|
| at Vanderbilt | 3-6 | 0-0 | 0-0 | 1/1 | 2 | 1 | 6 | 0 | 0 | 0 | 0 | 10 |
| Purdue Fort Wayne | 1-5 | 0-0 | 1-2 | 0/1 | 1 | 1 | 3 | 0 | 0 | 0 | 1 | 11 |
| The Citadel | 2-5 | 0-0 | 0-0 | 1/2 | 3 | 2 | 4 | 0 | 0 | 0 | 1 | 10 |
| Missouri S&T | 3-6 | 0-0 | 3-5 | 2/1 | 3 | 1 | 9 | 0 | 1 | 0 | 0 | 11 |
| vs. Cal State Fullerton | 5-9 | 1-2 | 4-5 | 3/3 | 6 | 3 | 15 | 2 | 2 | 0 | 2 | 21 |
| at Santa Clara | 1-2 | 0-0 | 5-6 | 0/2 | 2 | 3 | 7 | 0 | 1 | 0 | 1 | 13 |
| vs. Denver | 1-3 | 0-0 | 0-0 | 0/1 | 1 | 3 | 2 | 0 | 3 | 0 | 0 | 12 |
| at Abilene Christian | 1-4 | 0-1 | 3-4 | 0/2 | 2 | 1 | 5 | 0 | 1 | 0 | 0 | 11 |
| at Drake* | 5-7 | 1-1 | 0-1 | 1/3 | 4 | 3 | 11 | 4 | 0 | 0 | 2 | 19 |
| at Youngstown State* | 8-14 | 0-1 | 1-3 | 2/4 | 6 | 3 | 17 | 1 | 2 | 0 | 2 | 20 |
| at Ohio State* | 2-4 | 0-1 | 0-0 | 0/1 | 1 | 4 | 4 | 0 | 3 | 0 | 0 | 15 |
| at Southern Illinois* | 2-7 | 0-1 | 0-0 | 2/2 | 4 | 1 | 4 | 0 | 3 | 0 | 0 | 19 |
| Missouri Baptist* | 0-0 | 0-0 | 0-0 | 0/0 | 0 | 0 | 0 | 0 | 0 | 0 | 0 | 3 |
| at Austin Peay | DNP | - | - | - | - | - | - | - | - | - | - | - |
| at Murray State | DNP | - | - | - | - | - | - | - | - | - | - | - |
| Belmont | DNP | - | - | - | - | - | - | - | - | - | - | - |
| Tennessee State | | | | | | | | | | | | |
| Austin Peay | | | | | | | | | | | | |
| Murray State | | | | | | | | | | | | |
| at SIU Edwardsville | | | | | | | | | | | | |
| at Eastern Illinois | | | | | | | | | | | | |
| at Morehead State | | | | | | | | | | | | |
| at Eastern Kentucky | | | | | | | | | | | | |
| Jacksonville State | | | | | | | | | | | | |
| Tennessee Tech | | | | | | | | | | | | |
| UT Martin | | | | | | | | | | | | |
| SIU Edwardsville | | | | | | | | | | | | |
| at Jacksonville State | | | | | | | | | | | | |
| at Tennessee Tech | | | | | | | | | | | | |
| Eastern Illinois | | | | | | | | | | | | |
| at UT Martin | | | | | | | | | | | | |
| Total | 34-72 | 2-7 | 17-26 | 12/23 | 35 | 26 | 87 | 7 | 16 | 0 | 9 | 175 |

* - Game Started

2019-20 Season/Career-Highs

| | | |
|---------------------------|----|---|
| Points | 17 | at Youngstown State (12/15/19) |
| Total Rebounds | 6 | 2x, last at Youngstown State (12/15/19) |
| Offensive | 3 | vs. Cal State Fullerton (11/27/19) |
| Defensive | 4 | at Youngstown State (12/15/19) |
| FG Made | 8 | at Youngstown State (12/15/19) |
| FG Attempted..... | 14 | at Youngstown State (12/15/19) |
| 3-Point FG Made..... | 1 | 2x, last at Drake (12/7/19) |
| 3-Point FG Attempted..... | 2 | vs. Cal State Fullerton (11/27/19) |
| FT Made..... | 5 | at Santa Clara (11/29/19) |
| FT Attempted..... | 6 | at Santa Clara (11/29/19) |
| Assists | 4 | at Drake (12/7/19) |
| Blocks..... | - | - |
| Steals..... | 2 | 3x, last at Youngstown State (12/15/19) |
| Minutes | 21 | vs. Cal State Fullerton (11/27/19) |

Agnew's Career Statistics at Southeast Missouri

Overall


| Season | G-GS | Min | Avg | FG-FGA | Pct | 3FG-3FGA | Pct | FT-FTA | Pct | Off | Def | Tot | Avg | PF | FO | A | TO | Blk | Stl | Pts | Avg |
|---------|------|-----|------|--------|------|----------|------|--------|------|-----|-----|-----|-----|----|----|---|----|-----|-----|-----|-----|
| 2019-20 | 13-5 | 175 | 13.5 | 34-72 | .472 | 2-7 | .286 | 17-26 | .654 | 12 | 23 | 35 | 2.7 | 26 | 0 | 7 | 16 | 0 | 9 | 87 | 6.7 |

Ohio Valley Conference Games Only

| Season | G-GS | Min | Avg | FG-FGA | Pct | 3FG-3FGA | Pct | FT-FTA | Pct | Off | Def | Tot | Avg | PF | FO | A | TO | Blk | Stl | Pts | Avg |
|---------|------|-----|-----|--------|-----|----------|-----|--------|-----|-----|-----|-----|-----|----|----|---|----|-----|-----|-----|-----|
| 2019-20 | | | | | | | | | | | | | | | | | | | | | |



2019-20 BASKETBALL NOTES



- Forward
- Sophomore (2)
- 6-0 ► 160
- Columbia, S.C.
- Wilson H.S.

ALEX CALDWELL

0

2019-20: Was named to the Cable Car Classic All-Tournament Team...Averages 10.8 points and 1.7 rebounds per contest as the Redhawks active leading scorer through 16 games and 15 starts...Missed his first start of the season vs. Belmont (1/9) due to illness...Leads the team with 34 assists and 21 steals...Scored double figures in 10 of his last 13 games and each of his last five contests...Scored a season-high 18 points and made a career-best six 3-pointers at Drake (12/7)...Matched his season-high with 18 points at Murray State (1/4)...Posted 16 points in back-to-back games at Santa Clara (11/29) and vs. Denver (11/30)...Had a career-high five steals at Santa Clara (11/29)...Dished out a career-high six assists vs. The Citadel (11/19)...Made a big 3-pointer that pulled the Redhawks within a point with 1:45 left to play against Purdue Fort Wayne (11/10)...Drained a 3-pointer with 17 seconds left to lift SEMO to a one-point win over Missouri S&T (11/22)...Leads the team in minutes (29.8 mpg), field goal attempts (156), 3-point field goals made (22) and 3-point field goal attempts (67)...Ranks 25th in the Ohio Valley Conference in scoring, 12th in steals (1.3 per game) and 12th in minutes played.

2019-20 Season-Highs

| | | |
|---------------------------|----|------------------------------------|
| Points | 18 | 2x, last at Murray State (1/4/20) |
| Total Rebounds | 4 | at Vanderbilt (11/6/19) |
| Offensive | 1 | 6x, last vs. Belmont (1/9/20) |
| Defensive | 4 | at Vanderbilt (11/6/19) |
| FG Made | 8 | at Murray State (1/4/20) |
| FG Attempted..... | 15 | at Murray State (1/4/20) |
| 3-Point FG Made..... | 6 | at Drake (12/7/19) |
| 3-Point FG Attempted..... | 9 | at Drake (12/7/19) |
| FT Made..... | 4 | 2x, last at Santa Clara (11/29/19) |
| FT Attempted..... | 4 | 4x, last at Santa Clara (11/29/19) |
| Assists | 6 | vs. The Citadel (11/19/19) |
| Blocks..... | 1 | 7x, last vs. Belmont (1/9/20) |
| Steals..... | 5 | at Santa Clara (11/29/19) |
| Minutes | 36 | at Drake (12/7/19) |

Caldwell's Game-by-Game Statistics

| 2019-20 | FG | 3P | FT | O/D | REB | F | PTS | A | TO | B | S | M |
|--------------------------|--------|-------|-------|------|-----|----|-----|----|----|---|----|-----|
| at Vanderbilt* | 3-8 | 0-3 | 2-2 | 0/4 | 4 | 3 | 8 | 1 | 1 | 0 | 1 | 32 |
| Purdue Fort Wayne* | 4-10 | 2-5 | 2-4 | 0/3 | 3 | 2 | 12 | 2 | 3 | 0 | 0 | 34 |
| The Citadel* | 1-9 | 0-4 | 2-4 | 1/0 | 1 | 3 | 4 | 6 | 5 | 0 | 1 | 29 |
| Missouri S&T* | 4-11 | 2-3 | 2-2 | 1/2 | 3 | 1 | 12 | 2 | 1 | 1 | 0 | 29 |
| vs. Cal State Fullerton* | 3-10 | 1-4 | 4-4 | 0/2 | 2 | 3 | 11 | 0 | 0 | 1 | 2 | 35 |
| at Santa Clara* | 6-11 | 0-2 | 4-4 | 0/1 | 1 | 1 | 16 | 4 | 2 | 1 | 5 | 34 |
| vs. Denver* | 6-11 | 2-6 | 2-2 | 1/2 | 3 | 0 | 16 | 2 | 1 | 0 | 3 | 29 |
| at Abilene Christian* | 4-10 | 0-1 | 0-0 | 0/0 | 0 | 5 | 8 | 1 | 1 | 0 | 1 | 28 |
| at Drake* | 6-11 | 6-9 | 0-1 | 0/3 | 3 | 1 | 18 | 1 | 6 | 1 | 0 | 36 |
| at Youngstown State* | 0-6 | 0-3 | 0-0 | 0/1 | 1 | 1 | 0 | 4 | 4 | 0 | 0 | 28 |
| at Ohio State* | 1-9 | 0-4 | 0-0 | 1/1 | 2 | 2 | 2 | 0 | 1 | 0 | 1 | 24 |
| at Southern Illinois* | 3-7 | 2-3 | 2-2 | 0/0 | 0 | 2 | 10 | 1 | 3 | 0 | 1 | 29 |
| Missouri Baptist* | 6-9 | 3-6 | 0-0 | 0/1 | 1 | 1 | 15 | 5 | 0 | 1 | 3 | 28 |
| at Austin Peay* | 5-10 | 2-5 | 0-0 | 0/0 | 0 | 2 | 12 | 2 | 1 | 1 | 1 | 26 |
| at Murray State* | 8-15 | 2-6 | 0-0 | 1/1 | 2 | 2 | 18 | 3 | 1 | 1 | 2 | 33 |
| Belmont | 5-9 | 0-3 | 1-2 | 1/0 | 1 | 1 | 11 | 0 | 2 | 1 | 0 | 22 |
| Tennessee State | | | | | | | | | | | | |
| Austin Peay | | | | | | | | | | | | |
| Murray State | | | | | | | | | | | | |
| at SIU Edwardsville | | | | | | | | | | | | |
| at Eastern Illinois | | | | | | | | | | | | |
| at Morehead State | | | | | | | | | | | | |
| at Eastern Kentucky | | | | | | | | | | | | |
| Jacksonville State | | | | | | | | | | | | |
| Tennessee Tech | | | | | | | | | | | | |
| UT Martin | | | | | | | | | | | | |
| SIU Edwardsville | | | | | | | | | | | | |
| at Jacksonville State | | | | | | | | | | | | |
| at Tennessee Tech | | | | | | | | | | | | |
| Eastern Illinois | | | | | | | | | | | | |
| at UT Martin | | | | | | | | | | | | |
| Total | 65-156 | 22-67 | 21-27 | 6/21 | 27 | 30 | 173 | 41 | 32 | 8 | 21 | 376 |

* - Game Started

Career-Highs

| | | |
|---------------------------|----|--------------------------------------|
| Points | 18 | 2x, last at Murray State (1/4/20) |
| Total Rebounds | 5 | vs. UT Martin (1/5/19) |
| Offensive | 2 | 2x, last at Belmont (1/31/19) |
| Defensive | 4 | 2x, last at Vanderbilt (11/6/19) |
| FG Made | 8 | at Murray State (1/4/20) |
| FG Attempted..... | 15 | at Murray State (1/4/20) |
| 3-Point FG Made..... | 6 | at Drake (12/7/19) |
| 3-Point FG Attempted..... | 9 | at Drake (12/7/19) |
| FT Made..... | 5 | at Saint Louis (11/6/18) |
| FT Attempted..... | 6 | 2x, last vs. Tennessee Tech (2/7/19) |
| Assists | 6 | vs. The Citadel (11/19/19) |
| Blocks..... | 2 | vs. Western Illinois (12/1/18) |
| Steals..... | 5 | at Santa Clara (11/29/19) |
| Minutes | 39 | vs. UT Martin (1/5/19) |

Caldwell's Career Statistics at Southeast Missouri

Overall

| Season | G-GS | Min | Avg | FG-FGA | Pct | 3FG-3FGA | Pct | FT-FTA | Pct | Off | Def | Tot | Avg | PF | FO | A | TO | Blk | Stl | Pts | Avg |
|---------|-------|-----|------|---------|------|----------|------|--------|------|-----|-----|-----|-----|----|----|----|----|-----|-----|-----|------|
| 2018-19 | 24-5 | 495 | 20.6 | 71-158 | .449 | 30-77 | .390 | 36-46 | .783 | 14 | 31 | 45 | 1.9 | 51 | 0 | 40 | 31 | 5 | 22 | 208 | 8.7 |
| 2019-20 | 16-15 | 476 | 29.8 | 65-156 | .417 | 22-67 | .328 | 21-27 | .778 | 6 | 21 | 27 | 1.7 | 30 | 1 | 34 | 32 | 8 | 21 | 173 | 10.8 |
| Total | 40-20 | 971 | 24.3 | 136-314 | .433 | 52-144 | .361 | 57-73 | .781 | 20 | 52 | 72 | 1.8 | 81 | 1 | 74 | 63 | 13 | 43 | 381 | 9.5 |

Ohio Valley Conference Games Only

| Season | G-GS | Min | Avg | FG-FGA | Pct | 3FG-3FGA | Pct | FT-FTA | Pct | Off | Def | Tot | Avg | PF | FO | A | TO | Blk | Stl | Pts | Avg |
|---------|------|-----|------|--------|------|----------|------|--------|------|-----|-----|-----|-----|----|----|----|----|-----|-----|-----|------|
| 2018-19 | 12-5 | 265 | 22.1 | 30-70 | .429 | 12-31 | .387 | 21-27 | .778 | 6 | 9 | 15 | 1.3 | 28 | 0 | 14 | 18 | 1 | 11 | 93 | 7.8 |
| 2019-20 | 3-2 | 81 | 27.0 | 18-34 | .529 | 4-14 | .286 | 1-2 | .500 | 2 | 1 | 3 | 1.0 | 5 | 0 | 5 | 4 | 3 | 3 | 41 | 13.7 |
| Total | 15-7 | 346 | 23.1 | 48-104 | .462 | 16-45 | .356 | 22-29 | .759 | 8 | 10 | 18 | 1.2 | 33 | 0 | 19 | 22 | 4 | 14 | 134 | 8.9 |



2019-20 BASKETBALL NOTES



KHALIL CUFFEE

1

2019-20: Saw his first action of the season vs. Missouri Baptist (12/29) after being sidelined with a concussion...Scored 10 points and had two rebounds in 17 minutes off the bench in that contest...Averaged 3.8 points in four games.

Cuffee's Game-by-Game Statistics

| 2019-20 | FG | 3P | FT | O/D | REB | F | PTS | A | TO | B | S | M |
|-------------------------|------|------|-----|-----|-----|---|-----|---|----|---|---|----|
| at Vanderbilt | DNP | - | - | - | - | - | - | - | - | - | - | - |
| Purdue Fort Wayne | DNP | - | - | - | - | - | - | - | - | - | - | - |
| The Citadel | DNP | - | - | - | - | - | - | - | - | - | - | - |
| Missouri S&T | DNP | - | - | - | - | - | - | - | - | - | - | - |
| vs. Cal State Fullerton | DNP | - | - | - | - | - | - | - | - | - | - | - |
| at Santa Clara | DNP | - | - | - | - | - | - | - | - | - | - | - |
| vs. Denver | DNP | - | - | - | - | - | - | - | - | - | - | - |
| at Abilene Christian | DNP | - | - | - | - | - | - | - | - | - | - | - |
| at Drake | DNP | - | - | - | - | - | - | - | - | - | - | - |
| at Youngstown State | DNP | - | - | - | - | - | - | - | - | - | - | - |
| at Ohio State | DNP | - | - | - | - | - | - | - | - | - | - | - |
| at Southern Illinois | DNP | - | - | - | - | - | - | - | - | - | - | - |
| Missouri Baptist | 3-8 | 0-5 | 4-5 | 0/2 | 2 | 1 | 10 | 2 | 1 | 0 | 0 | 17 |
| at Austin Peay | 2-4 | 0-1 | 1-2 | 0/1 | 1 | 3 | 5 | 0 | 1 | 0 | 0 | 7 |
| at Murray State | 0-2 | 0-2 | 0-0 | 0/0 | 0 | 0 | 0 | 0 | 0 | 1 | 0 | 8 |
| Belmont | 0-2 | 0-2 | 0-0 | 0/0 | 0 | 0 | 0 | 1 | 0 | 0 | 0 | 4 |
| Tennessee State | | | | | | | | | | | | |
| Austin Peay | | | | | | | | | | | | |
| Murray State | | | | | | | | | | | | |
| at SIU Edwardsville | | | | | | | | | | | | |
| at Eastern Illinois | | | | | | | | | | | | |
| at Morehead State | | | | | | | | | | | | |
| at Eastern Kentucky | | | | | | | | | | | | |
| Jacksonville State | | | | | | | | | | | | |
| Tennessee Tech | | | | | | | | | | | | |
| UT Martin | | | | | | | | | | | | |
| SIU Edwardsville | | | | | | | | | | | | |
| at Jacksonville State | | | | | | | | | | | | |
| at Tennessee Tech | | | | | | | | | | | | |
| Eastern Illinois | | | | | | | | | | | | |
| at UT Martin | | | | | | | | | | | | |
| Total | 5-16 | 0-10 | 5-7 | 0/3 | 3 | 4 | 15 | 3 | 2 | 1 | 0 | 36 |

* - Game Started

2019-20 Season-Highs

| | | |
|---------------------------|----|---------------------------------|
| Points | 10 | vs. Missouri Baptist (12/29/19) |
| Total Rebounds | 2 | vs. Missouri Baptist (12/29/19) |
| Offensive | - | |
| Defensive | 2 | vs. Missouri Baptist (12/29/19) |
| FG Made | 3 | vs. Missouri Baptist (12/29/19) |
| FG Attempted..... | 8 | vs. Missouri Baptist (12/29/19) |
| 3-Point FG Made..... | - | |
| 3-Point FG Attempted..... | 5 | vs. Missouri Baptist (12/29/19) |
| FT Made..... | 4 | vs. Missouri Baptist (12/29/19) |
| FT Attempted..... | 5 | vs. Missouri Baptist (12/29/19) |
| Assists | 2 | vs. Missouri Baptist (12/29/19) |
| Blocks..... | 1 | at Murray State (1/4/20) |
| Steals..... | - | |
| Minutes | 17 | vs. Missouri Baptist (12/29/19) |

Career-Highs

| | | |
|---------------------------|----|--------------------------------------|
| Points | 12 | vs. Quincy (11/12/18) |
| Total Rebounds | 2 | vs. Missouri Baptist (12/29/19) |
| Offensive | 1 | vs. Belmont (3/2/19) |
| Defensive | 2 | vs. Missouri Baptist (12/29/19) |
| FG Made | 5 | vs. Quincy (11/12/18) |
| FG Attempted..... | 8 | vs. Missouri Baptist (12/29/19) |
| 3-Point FG Made..... | 2 | 2x, last at Florida State (12/17/18) |
| 3-Point FG Attempted..... | 5 | vs. Missouri Baptist (12/29/19) |
| FT Made..... | 4 | vs. Missouri Baptist (12/29/19) |
| FT Attempted..... | 5 | vs. Missouri Baptist (12/29/19) |
| Assists | 2 | vs. Missouri Baptist (12/29/19) |
| Blocks..... | 1 | at Murray State (1/4/20) |
| Steals..... | 2 | vs. Quincy (11/12/18) |
| Minutes | 17 | vs. Missouri Baptist (12/29/19) |

Cuffee's Career Statistics at Southeast Missouri

| Overall | | | | | | | | | | | | | | | | | | | | | | |
|-----------------------------------|------|-----|-----|--------|------|----------|------|--------|------|-----|-----|-----|-----|----|----|---|----|-----|-----|-----|-----|--|
| Season | G-GS | Min | Avg | FG-FGA | Pct | 3FG-3FGA | Pct | FT-FTA | Pct | Off | Def | Tot | Avg | PE | FO | A | TO | Blk | Stl | Pts | Avg | |
| 2018-19 | 13-0 | 52 | 4.0 | 15-27 | .556 | 10-20 | .500 | 4-8 | .500 | 1 | 2 | 3 | 0.2 | 11 | 1 | 2 | 6 | 0 | 2 | 44 | 3.4 | |
| 2019-20 | 4-0 | 36 | 9.0 | 5-16 | .313 | 0-10 | .000 | 5-7 | .714 | 0 | 3 | 3 | 0.8 | 4 | 0 | 3 | 2 | 1 | 0 | 15 | 3.8 | |
| Total | 17-0 | 88 | 5.2 | 20-43 | .465 | 10-30 | .333 | 9-15 | .600 | 1 | 5 | 6 | 0.4 | 15 | 1 | 5 | 8 | 1 | 2 | 59 | 3.5 | |
| Ohio Valley Conference Games Only | | | | | | | | | | | | | | | | | | | | | | |
| Season | G-GS | Min | Avg | FG-FGA | Pct | 3FG-3FGA | Pct | FT-FTA | Pct | Off | Def | Tot | Avg | PE | FO | A | TO | Blk | Stl | Pts | Avg | |
| 2018-19 | 6-0 | 30 | 5.0 | 6-11 | .545 | 4-7 | .571 | 3-4 | .750 | 1 | 0 | 1 | 0.2 | 7 | 1 | 1 | 3 | 0 | 0 | 19 | 3.2 | |
| 2019-20 | 3-0 | 19 | 6.3 | 2-8 | .250 | 0-5 | .000 | 1-2 | .500 | 0 | 1 | 1 | 0.3 | 3 | 0 | 1 | 1 | 1 | 0 | 5 | 1.7 | |
| Total | 9-0 | 49 | 5.4 | 8-19 | .421 | 4-12 | .333 | 4-6 | .667 | 1 | 1 | 2 | 0.2 | 10 | 1 | 2 | 4 | 1 | 0 | 24 | 2.7 | |



2019-20 BASKETBALL NOTES



ISAIAH GABLE

13

2019-20: Missed his first game of the season due to a bruised thigh injury vs. Missouri Baptist (12/29)...Returned to score five points in 18 minutes at Austin Peay (1/2)...Saw action in 15 games off the bench...Averages 5.1 points and 2.1 rebounds per contest...Ranks third on the team with 14 three-pointers made...Drew a big charge on defense late in the game during the Redhawks win over Purdue Fort Wayne (11/10)...Scored a season-high 11 points at Murray State (1/4)...Scored double figures in four games...Made a season-best three 3-pointers in the first half against the Penguins...Added 10 points two days later at #5 Ohio State (12/17).

Gable's Game-by-Game Statistics

| 2019-20 | FG | 3P | FT | O/D | REB | F | PTS | A | TO | B | S | M |
|-------------------------|-------|-------|-----|------|-----|----|-----|---|----|---|---|-----|
| at Vanderbilt | 1-4 | 0-1 | 0-1 | 2/0 | 2 | 1 | 2 | 0 | 0 | 0 | 0 | 10 |
| Purdue Fort Wayne | 2-6 | 1-3 | 0-0 | 0/2 | 2 | 2 | 5 | 1 | 0 | 0 | 0 | 21 |
| The Citadel | 3-5 | 2-4 | 0-0 | 0/4 | 4 | 1 | 8 | 1 | 0 | 0 | 2 | 25 |
| Missouri S&T | 2-3 | 0-1 | 0-0 | 0/2 | 2 | 1 | 4 | 1 | 1 | 0 | 0 | 16 |
| vs. Cal State Fullerton | 1-3 | 0-2 | 0-0 | 0/3 | 3 | 2 | 2 | 0 | 2 | 0 | 0 | 18 |
| at Santa Clara | 4-10 | 2-6 | 0-2 | 0/1 | 1 | 2 | 10 | 0 | 0 | 0 | 0 | 25 |
| vs. Denver | 0-6 | 0-6 | 1-2 | 0/3 | 3 | 4 | 1 | 2 | 3 | 0 | 1 | 30 |
| at Abilene Christian | 0-3 | 0-3 | 0-0 | 0/3 | 3 | 0 | 0 | 0 | 1 | 0 | 0 | 15 |
| at Drake | 2-3 | 1-1 | 0-0 | 0/0 | 0 | 3 | 5 | 0 | 0 | 0 | 0 | 14 |
| at Youngstown State | 3-4 | 3-4 | 1-2 | 1/5 | 6 | 3 | 10 | 2 | 1 | 0 | 0 | 24 |
| at Ohio State | 4-8 | 2-4 | 0-0 | 0/0 | 0 | 4 | 10 | 0 | 1 | 0 | 0 | 21 |
| at Southern Illinois | 0-3 | 0-2 | 0-0 | 0/0 | 0 | 2 | 0 | 0 | 0 | 0 | 0 | 15 |
| Missouri Baptist | DNP | - | - | - | - | - | - | - | - | - | - | - |
| at Austin Peay | 2-4 | 1-2 | 0-0 | 1/0 | 1 | 2 | 5 | 0 | 0 | 0 | 0 | 18 |
| at Murray State | 4-9 | 1-4 | 2-2 | 1/2 | 3 | 1 | 11 | 1 | 1 | 1 | 0 | 29 |
| Belmont | 1-4 | 1-4 | 0-0 | 0/2 | 2 | 2 | 3 | 0 | 1 | 0 | 1 | 15 |
| Tennessee State | | | | | | | | | | | | |
| Austin Peay | | | | | | | | | | | | |
| Murray State | | | | | | | | | | | | |
| at SIU Edwardsville | | | | | | | | | | | | |
| at Eastern Illinois | | | | | | | | | | | | |
| at Morehead State | | | | | | | | | | | | |
| at Eastern Kentucky | | | | | | | | | | | | |
| Jacksonville State | | | | | | | | | | | | |
| Tennessee Tech | | | | | | | | | | | | |
| UT Martin | | | | | | | | | | | | |
| SIU Edwardsville | | | | | | | | | | | | |
| at Jacksonville State | | | | | | | | | | | | |
| at Tennessee Tech | | | | | | | | | | | | |
| Eastern Illinois | | | | | | | | | | | | |
| at UT Martin | | | | | | | | | | | | |
| Total | 29-72 | 14-44 | 4-9 | 5/24 | 29 | 30 | 76 | 8 | 10 | 1 | 4 | 281 |

* - Game Started

Career-Highs


| | | |
|---------------------------|----|--|
| Points | 28 | vs. UT Martin (1/5/19) |
| Total Rebounds | 10 | vs. Hannibal-LaGrange (11/28/17) |
| Offensive | 4 | vs. UT Martin (2/24/18) |
| Defensive | 10 | vs. Hannibal-LaGrange (11/28/17) |
| FG Made | 11 | vs. UT Martin (1/5/19) |
| FG Attempted..... | 17 | vs. UT Martin (1/5/19) |
| 3-Point FG Made..... | 4 | 3x, last vs. Tennessee State (2/28/19) |
| 3-Point FG Attempted..... | 9 | 2x, last at Morehead State (1/17/19) |
| FT Made..... | 5 | vs. Eastern Illinois (1/26/19) |
| FT Attempted..... | 6 | vs. Eastern Illinois (1/26/19) |
| Assists | 5 | vs. Jacksonville State (2/9/19) |
| Blocks..... | 2 | vs. Southern Illinois (12/8/18) |
| Steals..... | 2 | vs. The Citadel (11/19/19) |
| Minutes | 40 | vs. UT Martin (1/5/19) |

Gable's Career Statistics at Southeast Missouri

| Overall | | | | | | | | | | | | | | | | | | | | | | |
|-----------------------------------|-------|------|------|---------|------|----------|------|--------|-------|-----|-----|-----|-----|-----|----|----|----|-----|-----|-----|-----|--|
| Season | G-GS | Min | Avg | FG-FGA | Pct | 3FG-3FGA | Pct | FT-FTA | Pct | Off | Def | Tot | Avg | PE | FO | A | TO | Blk | Stl | Pts | Avg | |
| 2017-18 | 15-0 | 187 | 12.5 | 22-55 | .400 | 13-36 | .361 | 7-11 | .636 | 5 | 23 | 28 | 1.9 | 19 | 0 | 6 | 7 | 0 | 0 | 64 | 4.3 | |
| 2018-19 | 31-24 | 705 | 22.7 | 85-184 | .462 | 51-127 | .402 | 30-39 | .769 | 16 | 79 | 95 | 3.1 | 59 | 0 | 34 | 31 | 6 | 11 | 251 | 8.1 | |
| 2019-20 | 15-0 | 296 | 19.7 | 29-75 | .387 | 14-47 | .298 | 4-9 | .444 | 5 | 27 | 32 | 2.1 | 30 | 0 | 8 | 11 | 1 | 4 | 76 | 5.1 | |
| Total | 61-24 | 1188 | 19.5 | 136-314 | .433 | 78-210 | .371 | 41-59 | .695 | 26 | 129 | 155 | 2.5 | 108 | 0 | 48 | 49 | 7 | 15 | 391 | 6.4 | |
| Ohio Valley Conference Games Only | | | | | | | | | | | | | | | | | | | | | | |
| Season | G-GS | Min | Avg | FG-FGA | Pct | 3FG-3FGA | Pct | FT-FTA | Pct | Off | Def | Tot | Avg | PE | FO | A | TO | Blk | Stl | Pts | Avg | |
| 2017-18 | 4-0 | 47 | 11.8 | 7-17 | .412 | 2-9 | .222 | 3-4 | .750 | 5 | 6 | 11 | 2.8 | 5 | 0 | 2 | 1 | 0 | 0 | 19 | 4.8 | |
| 2018-19 | 18-11 | 433 | 24.1 | 61-117 | .521 | 35-76 | .461 | 22-28 | .786 | 12 | 48 | 60 | 3.3 | 30 | 0 | 18 | 14 | 1 | 7 | 179 | 9.9 | |
| 2019-20 | 3-0 | 62 | 20.7 | 7-17 | .412 | 3-10 | .300 | 2-2 | 1.000 | 2 | 4 | 6 | 2.0 | 5 | 0 | 1 | 2 | 1 | 1 | 19 | 6.3 | |
| Total | 25-11 | 542 | 21.7 | 75-151 | .497 | 40-95 | .421 | 27-34 | .794 | 19 | 58 | 77 | 3.1 | 40 | 0 | 21 | 17 | 2 | 8 | 217 | 8.7 | |



2019-20 BASKETBALL NOTES



- Guard
- Junior (3)
- 6-3 ► 205
- Antioch, Ill.
- Lake Forest Academy
- John A. Logan College

CHRIS HARRIS

5

2019-20: Is out for the season with a knee injury...Finished as the Redhawks leading scorer in his only two games of the season...Was the team's leading scorer (15.5 ppg)...Began his Southeast Missouri career with a team-high 15 points off the bench at Vanderbilt (11/6)...Four days later, he came off the bench to score 16 points and made the game-winning 3-pointer with 27 seconds left vs. Purdue Fort Wayne (11/10)...Suffered his season-ending injury during practice prior to The Citadel game.

Harris’ Game-by-Game Statistics

| 2019-20 | FG | 3P | FT | O/D | REB | E | PTS | A | TO | B | S | M |
|-------------------------|------|-----|------|-----|-----|---|-----|---|----|---|---|----|
| at Vanderbilt | 6-9 | 2-3 | 1-2 | 0/1 | 1 | 2 | 15 | 0 | 3 | 1 | 0 | 28 |
| Purdue Fort Wayne | 3-6 | 3-4 | 7-8 | 0/5 | 5 | 3 | 16 | 2 | 2 | 0 | 0 | 26 |
| The Citadel | DNP | - | - | - | - | - | - | - | - | - | - | - |
| Missouri S&T | DNP | - | - | - | - | - | - | - | - | - | - | - |
| vs. Cal State Fullerton | DNP | - | - | - | - | - | - | - | - | - | - | - |
| at Santa Clara | DNP | - | - | - | - | - | - | - | - | - | - | - |
| vs. Denver | DNP | - | - | - | - | - | - | - | - | - | - | - |
| at Abilene Christian | DNP | - | - | - | - | - | - | - | - | - | - | - |
| at Drake | DNP | - | - | - | - | - | - | - | - | - | - | - |
| at Youngstown State | DNP | - | - | - | - | - | - | - | - | - | - | - |
| at Ohio State | DNP | - | - | - | - | - | - | - | - | - | - | - |
| at Southern Illinois | DNP | - | - | - | - | - | - | - | - | - | - | - |
| Missouri Baptist | DNP | - | - | - | - | - | - | - | - | - | - | - |
| at Austin Peay | DNP | - | - | - | - | - | - | - | - | - | - | - |
| at Murray State | DNP | - | - | - | - | - | - | - | - | - | - | - |
| Belmont | DNP | - | - | - | - | - | - | - | - | - | - | - |
| Tennessee State | | | | | | | | | | | | |
| Austin Peay | | | | | | | | | | | | |
| Murray State | | | | | | | | | | | | |
| at SIU Edwardsville | | | | | | | | | | | | |
| at Eastern Illinois | | | | | | | | | | | | |
| at Morehead State | | | | | | | | | | | | |
| at Eastern Kentucky | | | | | | | | | | | | |
| Jacksonville State | | | | | | | | | | | | |
| Tennessee Tech | | | | | | | | | | | | |
| UT Martin | | | | | | | | | | | | |
| SIU Edwardsville | | | | | | | | | | | | |
| at Jacksonville State | | | | | | | | | | | | |
| at Tennessee Tech | | | | | | | | | | | | |
| Eastern Illinois | | | | | | | | | | | | |
| at UT Martin | | | | | | | | | | | | |
| Total | 9-15 | 5-7 | 8-10 | 0/6 | 6 | 5 | 31 | 2 | 5 | 1 | 0 | 54 |

* - Game Started

2019-20 Season/Career-Highs

| | | |
|---------------------------|----|----------------------------------|
| Points | 16 | vs. Purdue Fort Wayne (11/10/19) |
| Total Rebounds | 5 | vs. Purdue Fort Wayne (11/10/19) |
| Offensive | - | |
| Defensive | 5 | vs. Purdue Fort Wayne (11/10/19) |
| FG Made | 6 | at Vanderbilt (11/6/19) |
| FG Attempted..... | 9 | at Vanderbilt (11/6/19) |
| 3-Point FG Made..... | 3 | vs. Purdue Fort Wayne (11/10/19) |
| 3-Point FG Attempted..... | 4 | vs. Purdue Fort Wayne (11/10/19) |
| FT Made..... | 7 | vs. Purdue Fort Wayne (11/10/19) |
| FT Attempted..... | 8 | vs. Purdue Fort Wayne (11/10/19) |
| Assists | 2 | vs. Purdue Fort Wayne (11/10/19) |
| Blocks..... | 1 | at Vanderbilt (11/6/19) |
| Steals..... | - | |
| Minutes | 28 | at Vanderbilt (11/6/19) |

Harris’ Career Statistics at Southeast Missouri

| Overall | | | | | | | | | | | | | | | | | | |
|-----------------------------------|------|-----|------|--------|------|----------|------|--------|------|-----|-----|-----|-----|----|----|---|----|-----|
| Season | G-GS | Min | Avg | FG-FGA | Pct | 3FG-3FGA | Pct | FT-FTA | Pct | Off | Def | Tot | Avg | PF | FO | A | TO | Blk |
| 2019-20 | 2-0 | 74 | 37.0 | 9-15 | .600 | 5-7 | .714 | 8-10 | .800 | 0 | 6 | 6 | 3.0 | 5 | 0 | 2 | 5 | 1 |
| Ohio Valley Conference Games Only | | | | | | | | | | | | | | | | | | |
| Season | G-GS | Min | Avg | FG-FGA | Pct | 3FG-3FGA | Pct | FT-FTA | Pct | Off | Def | Tot | Avg | PF | FO | A | TO | Blk |
| 2019-20 | | | | | | | | | | | | | | | | | | |



2019-20 BASKETBALL NOTES



- Guard
- Senior (5)
- 6-5 ► 205
- Melbourne, Fla.
- Trinity Episcopal H.S.
- Embry-Riddle

SKYLER HOGAN

3

2019-20: Is averaging 8.3 points and 4.6 rebounds per game after 16 starts...Scored double figures in seven games...Dropped in 11 points on 4-of-7 field goals and 2-of-2 three-pointers vs. Purdue Fort Wayne (11/10)...Followed that up with 11 points vs. The Citadel (11/19)...Scored a season-high 16 points vs. Denver (11/30)...Grabbed a career-high 12 rebounds at Drake (12/7)...Ranks 15th in the Ohio Valley Conference in defensive rebounds (4.1 rpg) and 19th in minutes played (28.1 mpg).

Hogan’s Game-by-Game Statistics

| 2019-20 | FG | 3P | FT | O/D | REB | E | PTS | A | TO | B | S | M |
|--------------------------|--------|-------|-------|------|-----|----|-----|----|----|---|---|-----|
| at Vanderbilt* | 1-2 | 0-1 | 0-0 | 0/1 | 1 | 1 | 2 | 1 | 1 | 0 | 0 | 9 |
| Purdue Fort Wayne* | 4-7 | 2-2 | 1-2 | 0/2 | 2 | 2 | 11 | 3 | 0 | 0 | 0 | 27 |
| The Citadel* | 5-11 | 1-6 | 0-1 | 0/5 | 5 | 2 | 11 | 0 | 3 | 0 | 2 | 31 |
| Missouri S&T* | 3-7 | 1-3 | 1-2 | 1/5 | 6 | 2 | 8 | 1 | 2 | 0 | 0 | 30 |
| vs. Cal State Fullerton* | 0-2 | 0-0 | 0-0 | 0/2 | 2 | 1 | 0 | 0 | 1 | 0 | 0 | 16 |
| at Santa Clara* | 3-7 | 1-3 | 5-5 | 0/6 | 6 | 2 | 12 | 0 | 2 | 0 | 0 | 28 |
| vs. Denver* | 7-8 | 2-3 | 0-0 | 0/2 | 2 | 1 | 16 | 0 | 4 | 0 | 2 | 23 |
| at Abilene Christian* | 5-13 | 1-2 | 0-0 | 1/6 | 7 | 0 | 11 | 0 | 0 | 0 | 0 | 32 |
| at Drake* | 3-6 | 2-5 | 1-2 | 0/12 | 12 | 5 | 9 | 1 | 2 | 0 | 1 | 38 |
| at Youngstown State* | 3-8 | 3-6 | 0-0 | 2/4 | 6 | 1 | 9 | 2 | 1 | 0 | 1 | 34 |
| at Ohio State* | 0-8 | 0-4 | 2-2 | 1/1 | 2 | 0 | 2 | 1 | 1 | 0 | 0 | 32 |
| at Southern Illinois* | 5-10 | 2-4 | 3-4 | 1/6 | 7 | 2 | 15 | 1 | 1 | 0 | 1 | 34 |
| Missouri Baptist* | 2-7 | 2-5 | 2-2 | 0/4 | 4 | 0 | 8 | 2 | 2 | 0 | 2 | 29 |
| at Austin Peay* | 3-11 | 2-6 | 3-3 | 0/2 | 2 | 1 | 11 | 2 | 1 | 0 | 0 | 33 |
| at Murray State* | 2-6 | 1-3 | 0-0 | 1/5 | 6 | 3 | 5 | 0 | 1 | 0 | 0 | 29 |
| Belmont* | 1-6 | 0-2 | 0-0 | 1/2 | 3 | 0 | 2 | 0 | 0 | 1 | 0 | 24 |
| Tennessee State | | | | | | | | | | | | |
| Austin Peay | | | | | | | | | | | | |
| Murray State | | | | | | | | | | | | |
| at SIU Edwardsville | | | | | | | | | | | | |
| at Eastern Illinois | | | | | | | | | | | | |
| at Morehead State | | | | | | | | | | | | |
| at Eastern Kentucky | | | | | | | | | | | | |
| Jacksonville State | | | | | | | | | | | | |
| Tennessee Tech | | | | | | | | | | | | |
| UT Martin | | | | | | | | | | | | |
| SIU Edwardsville | | | | | | | | | | | | |
| at Jacksonville State | | | | | | | | | | | | |
| at Tennessee Tech | | | | | | | | | | | | |
| Eastern Illinois | | | | | | | | | | | | |
| at UT Martin | | | | | | | | | | | | |
| Total | 47-111 | 20-55 | 18-23 | 8/65 | 73 | 23 | 132 | 14 | 22 | 1 | 9 | 449 |

* - Game Started

2019-20 Season-Highs

| | | |
|---------------------------|----|--|
| Points | 16 | vs. Denver (11/30/19) |
| Total Rebounds | 12 | at Drake (12/7/19) |
| Offensive | 3 | at Youngstown State (12/15/19) |
| Defensive | 12 | at Drake (12/7/19) |
| FG Made | 7 | vs. Denver (11/30/19) |
| FG Attempted..... | 13 | at Abilene Christian (12/5/19) |
| 3-Point FG Made..... | 3 | at Youngstown State (12/15/19) |
| 3-Point FG Attempted..... | 6 | 3x, last at Austin Peay (1/2/20) |
| FT Made..... | 5 | at Santa Clara (11/29/19) |
| FT Attempted..... | 5 | at Santa Clara (11/29/19) |
| Assists | 3 | vs. Purdue Fort Wayne (11/10/19) |
| Blocks..... | 1 | vs. Belmont (1/9/20) |
| Steals..... | 2 | 3x, last vs. Missouri Baptist (12/29/19) |
| Minutes | 38 | at Drake (12/7/19) |

Career-Highs

| | | |
|---------------------------|----|--|
| Points | 25 | at Mississippi Valley State (12/4/18) |
| Total Rebounds | 12 | at Drake (12/7/19) |
| Offensive | 3 | 2x, last at Youngstown State (12/15/19) |
| Defensive | 12 | at Drake (12/7/19) |
| FG Made | 10 | at Mississippi Valley State (12/4/18) |
| FG Attempted..... | 16 | 2x, last at Mississippi Valley State (12/4/18) |
| 3-Point FG Made..... | 5 | at Mississippi Valley State (12/4/18) |
| 3-Point FG Attempted..... | 11 | vs. UT Martin (1/5/19) |
| FT Made..... | 10 | at Eastern Kentucky (1/19/19) |
| FT Attempted..... | 13 | at Eastern Kentucky (1/19/19) |
| Assists | 4 | at Mississippi Valley State (12/4/18) |
| Blocks..... | 2 | 2x, last at Mississippi Valley State (12/4/18) |
| Steals..... | 3 | at UT Martin (2/14/19) |
| Minutes | 45 | vs. SIU Edwardsville (1/24/19) |

Hogan’s Career Statistics at Southeast Missouri

| Overall | | | | | | | | | | | | | | | | | | |
|-----------------------------------|-------|------|------|---------|------|----------|------|--------|-------|-----|-----|-----|-----|----|----|----|----|-----|
| Season | G-GS | Min | Avg | FG-FGA | Pct | 3FG-3FGA | Pct | FT-FTA | Pct | Off | Def | Tot | Avg | PF | FO | A | TO | Blk |
| 2018-19 | 30-27 | 790 | 26.3 | 120-274 | .438 | 46-121 | .380 | 33-43 | .767 | 16 | 82 | 98 | 3.3 | 42 | 0 | 33 | 35 | 5 |
| 2019-20 | 16-16 | 449 | 28.1 | 47-119 | .395 | 20-55 | .364 | 18-23 | .783 | 8 | 65 | 73 | 4.6 | 23 | 1 | 14 | 22 | 1 |
| Total | 46-43 | 1239 | 26.9 | 167-393 | .425 | 66-176 | .375 | 51-66 | .773 | 24 | 147 | 171 | 3.7 | 65 | 1 | 47 | 57 | 6 |
| Ohio Valley Conference Games Only | | | | | | | | | | | | | | | | | | |
| Season | G-GS | Min | Avg | FG-FGA | Pct | 3FG-3FGA | Pct | FT-FTA | Pct | Off | Def | Tot | Avg | PF | FO | A | TO | Blk |
| 2018-19 | 17-15 | 441 | 25.9 | 59-141 | .418 | 16-55 | .291 | 21-30 | .700 | 6 | 49 | 55 | 3.2 | 22 | 0 | 19 | 20 | 0 |
| 2019-20 | 3-3 | 86 | 28.7 | 6-23 | .261 | 3-11 | .273 | 3-3 | 1.000 | 2 | 9 | 11 | 3.7 | 4 | 0 | 2 | 2 | 1 |
| Total | 20-18 | 527 | 26.4 | 65-164 | .396 | 19-66 | .288 | 24-33 | .727 | 8 | 58 | 66 | 3.3 | 26 | 0 | 21 | 22 | 1 |



2019-20 BASKETBALL NOTES



- Guard
- Junior (3)
- 6-0 ► 170
- Tapei, Taiwan
- Songshan H.S.
- Marshalltown CC

OSCAR KAO

4

2019-20: Averages 3.8 points...Started each of the last two games...Recently had a career-high 15 points vs. Belmont (1/9), his second double-digit scoring game of the season...Made his first career start in the season-opener at Vanderbilt (11/6)...Pulled down two rebounds in 12 minutes...Played six minutes and scored two points off the bench vs. Purdue Fort Wayne (11/10)...Logged 10 minutes and scored two points vs. The Citadel (11/19)...Scored a career-high 10 points in 22 minutes off the bench vs. Missouri S&T (11/22)...Had a career-high six assists vs. Denver (11/30)...Logged his first career Ohio Valley Conference start at Murray State (1/4).

Kao's Game-by-Game Statistics

| 2019-20 | FG | 3P | FT | O/D | REB | E | PTS | A | TO | B | S | M |
|-------------------------|-------|------|-------|------|-----|----|-----|----|----|---|---|-----|
| at Vanderbilt* | 0-0 | 0-0 | 0-0 | 1/1 | 2 | 1 | 0 | 0 | 1 | 0 | 0 | 12 |
| Purdue Fort Wayne | 1-3 | 0-1 | 0-0 | 1/0 | 1 | 2 | 2 | 1 | 0 | 0 | 0 | 6 |
| The Citadel | 1-4 | 0-1 | 0-0 | 1/0 | 1 | 2 | 2 | 0 | 0 | 0 | 0 | 10 |
| Missouri S&T | 4-8 | 1-3 | 1-4 | 0/1 | 1 | 3 | 10 | 2 | 1 | 0 | 0 | 22 |
| vs. Cal State Fullerton | 3-9 | 0-1 | 0-0 | 0/0 | 0 | 2 | 6 | 1 | 0 | 0 | 2 | 31 |
| at Santa Clara | 0-2 | 0-0 | 0-0 | 0/0 | 0 | 5 | 0 | 0 | 0 | 0 | 0 | 9 |
| vs. Denver | 0-2 | 0-1 | 0-0 | 0/1 | 1 | 2 | 0 | 6 | 3 | 0 | 3 | 21 |
| at Abilene Christian | 0-1 | 0-0 | 0-0 | 0/0 | 0 | 0 | 0 | 0 | 2 | 0 | 0 | 9 |
| at Drake | 0-0 | 0-0 | 2-2 | 0/0 | 0 | 1 | 2 | 2 | 0 | 0 | 1 | 4 |
| at Youngstown State | 3-9 | 0-1 | 0-1 | 1/1 | 2 | 2 | 6 | 2 | 1 | 0 | 1 | 27 |
| at Ohio State | 3-13 | 1-4 | 2-2 | 0/2 | 2 | 2 | 9 | 0 | 0 | 0 | 1 | 24 |
| at Southern Illinois | 1-3 | 0-0 | 0-0 | 0/0 | 0 | 0 | 2 | 1 | 3 | 0 | 0 | 15 |
| Missouri Baptist | 0-0 | 0-0 | 0-0 | 0/0 | 0 | 0 | 0 | 0 | 1 | 0 | 0 | 2 |
| at Austin Peay | 1-4 | 1-3 | 0-0 | 0/1 | 1 | 3 | 3 | 2 | 1 | 0 | 0 | 11 |
| at Murray State* | 1-6 | 0-1 | 2-2 | 0/2 | 2 | 3 | 4 | 1 | 0 | 0 | 0 | 18 |
| Belmont* | 5-10 | 1-2 | 4-4 | 0/5 | 5 | 4 | 15 | 4 | 1 | 0 | 0 | 31 |
| Tennessee State | | | | | | | | | | | | |
| Austin Peay | | | | | | | | | | | | |
| Murray State | | | | | | | | | | | | |
| at SIU Edwardsville | | | | | | | | | | | | |
| at Eastern Illinois | | | | | | | | | | | | |
| at Morehead State | | | | | | | | | | | | |
| at Eastern Kentucky | | | | | | | | | | | | |
| Jacksonville State | | | | | | | | | | | | |
| Tennessee Tech | | | | | | | | | | | | |
| UT Martin | | | | | | | | | | | | |
| SIU Edwardsville | | | | | | | | | | | | |
| at Jacksonville State | | | | | | | | | | | | |
| at Tennessee Tech | | | | | | | | | | | | |
| Eastern Illinois | | | | | | | | | | | | |
| at UT Martin | | | | | | | | | | | | |
| Total | 23-74 | 4-18 | 11-15 | 4/14 | 18 | 32 | 61 | 22 | 14 | 0 | 8 | 252 |

* - Game Started

2019-20 Season-Highs

| | | |
|---------------------------|----|---|
| Points..... | 15 | vs. Belmont (1/9/20) |
| Total Rebounds..... | 5 | vs. Belmont (1/9/20) |
| Offensive..... | 1 | 4x, last at Youngstown State (12/15/19) |
| Defensive..... | 5 | vs. Belmont (1/9/20) |
| FG Made..... | 5 | vs. Belmont (1/9/20) |
| FG Attempted..... | 13 | at Ohio State (12/17/19) |
| 3-Point FG Made..... | 1 | 4x, last vs. Belmont (1/9/20) |
| 3-Point FG Attempted..... | 4 | at Ohio State (12/17/19) |
| FT Made..... | 4 | vs. Belmont (1/9/20) |
| FT Attempted..... | 4 | 2x, last vs. Belmont (1/9/20) |
| Assists..... | 6 | vs. Denver (11/30/19) |
| Blocks..... | - | - |
| Steals..... | 3 | vs. Denver (11/30/19) |
| Minutes..... | 31 | 2x, last vs. Belmont (1/9/20) |

Career-Highs

| | | |
|---------------------------|----|---|
| Points..... | 15 | vs. Belmont (1/9/20) |
| Total Rebounds..... | 5 | vs. Belmont (1/9/20) |
| Offensive..... | 1 | 5x, last at Youngstown State (12/15/19) |
| Defensive..... | 5 | vs. Belmont (1/9/20) |
| FG Made..... | 5 | vs. Belmont (1/9/20) |
| FG Attempted..... | 13 | at Ohio State (12/17/19) |
| 3-Point FG Made..... | 2 | 3x, last vs. Belmont (3/2) |
| 3-Point FG Attempted..... | 4 | at Ohio State (12/17/19) |
| FT Made..... | 4 | vs. Belmont (1/9/20) |
| FT Attempted..... | 4 | 2x, last vs. Belmont (1/9/20) |
| Assists..... | 6 | vs. Denver (11/30/19) |
| Blocks..... | - | - |
| Steals..... | 3 | vs. Denver (11/30/19) |
| Minutes..... | 31 | 2x, last vs. Belmont (1/9/20) |


Kao's Career Statistics at Southeast Missouri

| Overall | | | | | | | | | | | | | | | | | | | |
|-----------------------------------|------|-----|------|--------|------|----------|------|--------|-------|-----|-----|-----|-----|----|----|----|----|-----|-----|
| Season | G-GS | Min | Avg | FG-FGA | Pct | 3FG-3FGA | Pct | FT-FTA | Pct | Off | Def | Tot | Avg | PF | FO | A | TO | Blk | Stl |
| 2018-19 | 20-0 | 163 | 8.2 | 24-46 | .522 | 13-23 | .565 | 4-4 | 1.000 | 2 | 11 | 13 | 0.7 | 15 | 0 | 21 | 14 | 0 | 6 |
| 2019-20 | 16-3 | 252 | 15.8 | 23-74 | .311 | 4-18 | .222 | 11-15 | .733 | 4 | 14 | 18 | 1.1 | 32 | 1 | 22 | 14 | 0 | 8 |
| Total | 36-3 | 415 | 11.5 | 47-120 | .392 | 17-41 | .415 | 15-19 | .789 | 6 | 25 | 31 | 0.9 | 47 | 1 | 43 | 28 | 0 | 14 |
| Ohio Valley Conference Games Only | | | | | | | | | | | | | | | | | | | |
| Season | G-GS | Min | Avg | FG-FGA | Pct | 3FG-3FGA | Pct | FT-FTA | Pct | Off | Def | Tot | Avg | PF | FO | A | TO | Blk | Stl |
| 2018-19 | 12-0 | 122 | 10.2 | 16-30 | .533 | 9-14 | .643 | 2-2 | 1.000 | 1 | 8 | 9 | 0.8 | 10 | 0 | 16 | 12 | 0 | 6 |
| 2019-20 | 3-2 | 60 | 20.0 | 7-20 | .350 | 2-6 | .333 | 6-6 | 1.000 | 0 | 8 | 8 | 2.7 | 10 | 0 | 7 | 2 | 0 | 0 |
| Total | 15-2 | 182 | 12.1 | 23-50 | .460 | 11-20 | .550 | 8-8 | 1.000 | 1 | 16 | 17 | 1.1 | 20 | 0 | 23 | 14 | 0 | 6 |

OVC CHAMPIONS • 1999-2000 OVC TOURNAMENT CHAMPIONS • 2000 NCAA TOURNAMENT • 2000



2019-20 BASKETBALL NOTES



- Guard
- Freshman (2)
- 6-5 ► 180
- Durham, N.C.
- Voyager Academy

JORDAN LOVE

2

2019-20: Saw action in 11 games off the bench...Played in his first career game vs. The Citadel (11/19)...Scored a season-high four points vs. Missouri Baptist (12/29) and Belmont (1/9)...Scored the first points of his career on a 3-pointer vs. Denver (11/30)...Had a season-high three rebounds at Southern Illinois (12/21).

Love's Game-by-Game Statistics

| 2019-20 | FG | 3P | FT | O/D | REB | E | PTS | A | TO | B | S | M |
|-------------------------|------|-----|-----|-----|-----|---|-----|---|----|---|---|----|
| at Vanderbilt | DNP | - | - | - | - | - | - | - | - | - | - | - |
| Purdue Fort Wayne | DNP | - | - | - | - | - | - | - | - | - | - | - |
| The Citadel | 0-0 | 0-0 | 0-0 | 0/0 | 0 | 0 | 0 | 0 | 0 | 0 | 0 | 4 |
| Missouri S&T | 0-0 | 0-0 | 0-0 | 0/0 | 0 | 0 | 0 | 0 | 0 | 0 | 0 | 1 |
| vs. Cal State Fullerton | DNP | - | - | - | - | - | - | - | - | - | - | - |
| at Santa Clara | DNP | - | - | - | - | - | - | - | - | - | - | - |
| vs. Denver | 1-1 | 1-1 | 0-0 | 0/1 | 1 | 0 | 3 | 0 | 1 | 0 | 1 | 9 |
| at Abilene Christian | 1-1 | 0-0 | 0-0 | 0/0 | 0 | 0 | 2 | 0 | 0 | 0 | 0 | 4 |
| at Drake | DNP | - | - | - | - | - | - | - | - | - | - | - |
| at Youngstown State | 0-4 | 0-2 | 1-4 | 0/1 | 1 | 0 | 1 | 0 | 0 | 0 | 1 | 12 |
| at Ohio State | 0-1 | 0-0 | 0-0 | 0/1 | 1 | 0 | 0 | 0 | 0 | 0 | 0 | 5 |
| at Southern Illinois | 0-0 | 0-0 | 0-0 | 0/3 | 3 | 1 | 0 | 0 | 1 | 0 | 0 | 6 |
| Missouri Baptist | 2-5 | 0-1 | 0-0 | 0/2 | 2 | 1 | 4 | 0 | 0 | 0 | 0 | 14 |
| at Austin Peay | 0-1 | 0-0 | 0-0 | 0/1 | 1 | 1 | 0 | 1 | 1 | 0 | 0 | 9 |
| at Murray State | 0-3 | 0-0 | 0-0 | 1/0 | 1 | 0 | 0 | 0 | 1 | 0 | 0 | 12 |
| Belmont | 1-1 | 0-0 | 2-2 | 0/0 | 0 | 0 | 4 | 0 | 0 | 0 | 1 | 11 |
| Tennessee State | | | | | | | | | | | | |
| Austin Peay | | | | | | | | | | | | |
| Murray State | | | | | | | | | | | | |
| at SIU Edwardsville | | | | | | | | | | | | |
| at Eastern Illinois | | | | | | | | | | | | |
| at Morehead State | | | | | | | | | | | | |
| at Eastern Kentucky | | | | | | | | | | | | |
| Jacksonville State | | | | | | | | | | | | |
| Tennessee Tech | | | | | | | | | | | | |
| UT Martin | | | | | | | | | | | | |
| SIU Edwardsville | | | | | | | | | | | | |
| at Jacksonville State | | | | | | | | | | | | |
| at Tennessee Tech | | | | | | | | | | | | |
| Eastern Illinois | | | | | | | | | | | | |
| at UT Martin | | | | | | | | | | | | |
| Total | 5-17 | 1-4 | 3-6 | 1/9 | 10 | 3 | 14 | 1 | 4 | 0 | 3 | 87 |

* - Game Started

2019-20 Season/Career-Highs

| | | |
|---------------------------|----|---------------------------------|
| Points..... | 4 | 2x, last vs. Belmont (1/9/20) |
| Total Rebounds..... | 3 | at Southern Illinois (12/21/19) |
| Offensive..... | 1 | at Murray State (1/4/20) |
| Defensive..... | 3 | at Southern Illinois (12/21/19) |
| FG Made..... | 2 | vs. Missouri Baptist (12/29/19) |
| FG Attempted..... | 5 | vs. Missouri Baptist (12/29/19) |
| 3-Point FG Made..... | 1 | vs. Denver (11/30/19) |
| 3-Point FG Attempted..... | 2 | at Youngstown State (12/15/19) |
| FT Made..... | 2 | vs. Belmont (1/9/20) |
| FT Attempted..... | 4 | at Youngstown State (12/15/19) |
| Assists..... | 1 | at Austin Peay (1/2/20) |
| Blocks..... | - | - |
| Steals..... | 1 | 3x, last vs. Belmont (1/9/20) |
| Minutes..... | 14 | vs. Missouri Baptist (12/29/19) |


Love's Career Statistics at Southeast Missouri

| Overall | | | | | | | | | | | | | | | | | | | |
|-----------------------------------|------|-----|------|--------|------|----------|------|--------|-------|-----|-----|-----|-----|----|----|---|----|-----|-----|
| Season | G-GS | Min | Avg | FG-FGA | Pct | 3FG-3FGA | Pct | FT-FTA | Pct | Off | Def | Tot | Avg | PF | FO | A | TO | Blk | Stl |
| 2019-20 | 11-0 | 87 | 7.9 | 5-17 | .294 | 1-4 | .250 | 3-6 | .500 | 1 | 9 | 10 | 0.9 | 3 | 0 | 1 | 4 | 0 | 3 |
| Ohio Valley Conference Games Only | | | | | | | | | | | | | | | | | | | |
| Season | G-GS | Min | Avg | FG-FGA | Pct | 3FG-3FGA | Pct | FT-FTA | Pct | Off | Def | Tot | Avg | PF | FO | A | TO | Blk | Stl |
| 2019-20 | 3-0 | 32 | 10.7 | 1-5 | .200 | 0-0 | .000 | 2-2 | 1.000 | 1 | 1 | 2 | 0.7 | 1 | 0 | 1 | 2 | 0 | 1 |

OVC CHAMPIONS • 1999-2000 OVC TOURNAMENT CHAMPIONS • 2000 NCAA TOURNAMENT • 2000



2019-20 BASKETBALL NOTES



- Guard
- Freshman (1)
- 6-2 ► 175
- Chicago, Ill.
- St. Patrick H.S.

JAKOB MEDINA

20

2019-20: --

Medina's Game-by-Game Statistics

| 2019-20 | FG | 3P | FT | O/D | REB | E | PTS | A | TO | B | S | M |
|-------------------------|-----|----|----|-----|-----|---|-----|---|----|---|---|---|
| at Vanderbilt | DNP | - | - | - | - | - | - | - | - | - | - | - |
| Purdue Fort Wayne | DNP | - | - | - | - | - | - | - | - | - | - | - |
| The Citadel | DNP | - | - | - | - | - | - | - | - | - | - | - |
| Missouri S&T | DNP | - | - | - | - | - | - | - | - | - | - | - |
| vs. Cal State Fullerton | DNP | - | - | - | - | - | - | - | - | - | - | - |
| at Santa Clara | DNP | - | - | - | - | - | - | - | - | - | - | - |
| vs. Denver | DNP | - | - | - | - | - | - | - | - | - | - | - |
| at Abilene Christian | DNP | - | - | - | - | - | - | - | - | - | - | - |
| at Drake | DNP | - | - | - | - | - | - | - | - | - | - | - |
| at Youngstown State | DNP | - | - | - | - | - | - | - | - | - | - | - |
| at Ohio State | DNP | - | - | - | - | - | - | - | - | - | - | - |
| at Southern Illinois | DNP | - | - | - | - | - | - | - | - | - | - | - |
| Missouri Baptist | DNP | - | - | - | - | - | - | - | - | - | - | - |
| at Austin Peay | DNP | - | - | - | - | - | - | - | - | - | - | - |
| at Murray State | DNP | - | - | - | - | - | - | - | - | - | - | - |
| Belmont | DNP | - | - | - | - | - | - | - | - | - | - | - |
| Tennessee State | | | | | | | | | | | | |
| Austin Peay | | | | | | | | | | | | |
| Murray State | | | | | | | | | | | | |
| at SIU Edwardsville | | | | | | | | | | | | |
| at Eastern Illinois | | | | | | | | | | | | |
| at Morehead State | | | | | | | | | | | | |
| at Eastern Kentucky | | | | | | | | | | | | |
| Jacksonville State | | | | | | | | | | | | |
| Tennessee Tech | | | | | | | | | | | | |
| UT Martin | | | | | | | | | | | | |
| SIU Edwardsville | | | | | | | | | | | | |
| at Jacksonville State | | | | | | | | | | | | |
| at Tennessee Tech | | | | | | | | | | | | |
| Eastern Illinois | | | | | | | | | | | | |
| at UT Martin | | | | | | | | | | | | |
| Total | | | | | | | | | | | | |

* - Game Started

2019-20 Season/Career-Highs

| | |
|---------------------------|---|
| Points | - |
| Total Rebounds | - |
| Offensive | - |
| Defensive | - |
| FG Made | - |
| FG Attempted..... | - |
| 3-Point FG Made..... | - |
| 3-Point FG Attempted..... | - |
| FT Made..... | - |
| FT Attempted..... | - |
| Assists | - |
| Blocks..... | - |
| Steals..... | - |
| Minutes | - |

Medina's Career Statistics at Southeast Missouri

Overall


| Season | G-GS | Min | Avg | FG-FGA | Pct | 3FG-3FGA | Pct | FT-FTA | Pct | Off | Def | Tot | Avg | PF | FO | A | TO | Blk | Stl | Pts | Avg |
|---------|------|-----|-----|--------|-----|----------|-----|--------|-----|-----|-----|-----|-----|----|----|---|----|-----|-----|-----|-----|
| 2019-20 | | | | | | | | | | | | | | | | | | | | | |

Ohio Valley Conference Games Only

| Season | G-GS | Min | Avg | FG-FGA | Pct | 3FG-3FGA | Pct | FT-FTA | Pct | Off | Def | Tot | Avg | PF | FO | A | TO | Blk | Stl | Pts | Avg |
|---------|------|-----|-----|--------|-----|----------|-----|--------|-----|-----|-----|-----|-----|----|----|---|----|-----|-----|-----|-----|
| 2019-20 | | | | | | | | | | | | | | | | | | | | | |



2019-20 BASKETBALL NOTES



- Forward
- Junior (3)
- 6-6 ► 190
- Lee's Summit, Mo.
- Kansas City East Christian Academy
- John Wood CC

EVAN MORRISON

12

2019-20: Played in nine games off the bench...Logged his first minutes of the season at the Cable Car Classic...Played a season-high 12 minutes vs. Belmont (1/9)...Scored the first points of his career on a 3-pointer at #5 Ohio State (12/17)...Also knocked down a 3-pointer vs. Missouri Baptist (12/29).

Morrison's Game-by-Game Statistics

| 2019-20 | FG | 3P | FT | O/D | REB | E | PTS | A | TO | B | S | M |
|-------------------------|-----|-----|-----|-----|-----|---|-----|---|----|---|---|----|
| at Vanderbilt | DNP | - | - | - | - | - | - | - | - | - | - | - |
| Purdue Fort Wayne | DNP | - | - | - | - | - | - | - | - | - | - | - |
| The Citadel | DNP | - | - | - | - | - | - | - | - | - | - | - |
| Missouri S&T | DNP | - | - | - | - | - | - | - | - | - | - | - |
| vs. Cal State Fullerton | 0-0 | 0-0 | 0-0 | 0/0 | 0 | 0 | 0 | 0 | 0 | 0 | 0 | 0+ |
| at Santa Clara | 0-0 | 0-0 | 0-0 | 0/0 | 0 | 1 | 0 | 0 | 0 | 0 | 0 | 6 |
| vs. Denver | 0-0 | 0-0 | 0-0 | 0/0 | 0 | 0 | 0 | 0 | 0 | 0 | 0 | 1 |
| at Abilene Christian | 0-1 | 0-1 | 0-0 | 0/0 | 0 | 0 | 0 | 0 | 0 | 0 | 1 | 5 |
| at Drake | DNP | - | - | - | - | - | - | - | - | - | - | - |
| at Youngstown State | DNP | - | - | - | - | - | - | - | - | - | - | - |
| at Ohio State | 1-1 | 1-1 | 0-0 | 0/0 | 0 | 0 | 3 | 0 | 0 | 0 | 0 | 3 |
| at Southern Illinois | DNP | - | - | - | - | - | - | - | - | - | - | - |
| Missouri Baptist | 1-3 | 1-2 | 0-0 | 0/1 | 1 | 0 | 3 | 0 | 0 | 0 | 0 | 7 |
| at Austin Peay | 0-0 | 0-0 | 0-0 | 0/0 | 0 | 0 | 0 | 0 | 0 | 0 | 0 | 2 |
| at Murray State | 0-0 | 0-0 | 0-0 | 0/0 | 0 | 0 | 0 | 0 | 0 | 0 | 0 | 2 |
| Belmont | 0-2 | 0-2 | 0-0 | 0/0 | 0 | 1 | 0 | 0 | 1 | 0 | 0 | 12 |
| Tennessee State | | | | | | | | | | | | |
| Austin Peay | | | | | | | | | | | | |
| Murray State | | | | | | | | | | | | |
| at SIU Edwardsville | | | | | | | | | | | | |
| at Eastern Illinois | | | | | | | | | | | | |
| at Morehead State | | | | | | | | | | | | |
| at Eastern Kentucky | | | | | | | | | | | | |
| Jacksonville State | | | | | | | | | | | | |
| Tennessee Tech | | | | | | | | | | | | |
| UT Martin | | | | | | | | | | | | |
| SIU Edwardsville | | | | | | | | | | | | |
| at Jacksonville State | | | | | | | | | | | | |
| at Tennessee Tech | | | | | | | | | | | | |
| Eastern Illinois | | | | | | | | | | | | |
| at UT Martin | | | | | | | | | | | | |
| Total | 2-7 | 2-6 | 0-0 | 0/1 | 1 | 2 | 6 | 0 | 1 | 0 | 1 | 38 |

* - Game Started

2019-20 Season/Career-Highs

| | | |
|---------------------------|----|--|
| Points | 3 | 2x, last vs. Missouri Baptist (12/29/19) |
| Total Rebounds | 1 | vs. Missouri Baptist (12/29/19) |
| Offensive | - | - |
| Defensive | 1 | vs. Missouri Baptist (12/29/19) |
| FG Made | 1 | 2x, last vs. Missouri Baptist (12/29/19) |
| FG Attempted..... | 3 | vs. Missouri Baptist (12/29/19) |
| 3-Point FG Made..... | 1 | 2x, last vs. Missouri Baptist (12/29/19) |
| 3-Point FG Attempted..... | 2 | 2x, last vs. Belmont (1/9/20) |
| FT Made..... | - | - |
| FT Attempted..... | - | - |
| Assists | - | - |
| Blocks..... | - | - |
| Steals..... | 1 | at Abilene Christian (12/5/19) |
| Minutes | 12 | vs. Belmont (1/9/20) |

Morrison's Career Statistics at Southeast Missouri

Overall

| Season | G-GS | Min | Avg | FG-FGA | Pct | 3FG-3FGA | Pct | FT-FTA | Pct | Off | Def | Tot | Avg | PF | FO | A | TO | Blk | Stl | Pts | Avg |
|---------|------|-----|-----|--------|------|----------|------|--------|------|-----|-----|-----|-----|----|----|---|----|-----|-----|-----|-----|
| 2019-20 | 9-0 | 38 | 4.2 | 2-7 | .286 | 2-6 | .333 | 0-0 | .000 | 0 | 1 | 1 | 0.1 | 2 | 0 | 0 | 1 | 0 | 1 | 6 | 0.7 |

Ohio Valley Conference Games Only

| Season | G-GS | Min | Avg | FG-FGA | Pct | 3FG-3FGA | Pct | FT-FTA | Pct | Off | Def | Tot | Avg | PF | FO | A | TO | Blk | Stl | Pts | Avg |
|---------|------|-----|-----|--------|------|----------|------|--------|------|-----|-----|-----|-----|----|----|---|----|-----|-----|-----|-----|
| 2019-20 | 3-0 | 16 | 5.3 | 0-2 | .000 | 0-2 | .000 | 0-0 | .000 | 0 | 0 | 0 | 0.0 | 1 | 0 | 0 | 1 | 0 | 0 | 0 | 0.0 |



2019-20 BASKETBALL NOTES



- Guard
- Freshman (1)
- 6-1 ► 180
- Atlanta, Ga.
- Scotland Prep School (Pa.)

DQ NICHOLAS

11

2019-20: Became the Redhawks first 20-point scorer this season when he dropped in a game-high 24 on 9-of-16 field goals and 5-of-6 free throws vs. The Citadel (11/19)...Scored double-digits for the first time in his career against the Bulldogs...Averages 8.3 points per game as the Redhawks fourth-leading scorer...Scored eight points in his first career start vs. Purdue Fort Wayne (11/10)...Tallied five points and dished out one assist in his first career NCAA Division I game at Vanderbilt (11/6)...Pitched in a game-high 21 points and made a perfect 14-of-14 free throws at Abilene Christian (12/5)...All of those free throws were in the second half...Was named Ohio Valley Conference Co-Freshman of the Week on Dec. 9...Ranks 11th in the OVC in free throw percentage (.788) and 29th in minutes played (26.1)...Scored double figures in five games.

Nicholas' Game-by-Game Statistics

| 2019-20 | FG | 3P | FT | O/D | REB | F | PTS | A | TO | B | S | M |
|--------------------------|--------|-------|-------|------|-----|----|-----|----|----|---|----|-----|
| at Vanderbilt | 1-2 | 1-1 | 2-2 | 0/1 | 1 | 0 | 5 | 1 | 2 | 0 | 0 | 16 |
| Purdue Fort Wayne* | 3-4 | 0-1 | 2-2 | 0/2 | 2 | 1 | 8 | 2 | 2 | 0 | 0 | 22 |
| The Citadel* | 9-16 | 1-3 | 5-6 | 0/6 | 6 | 1 | 24 | 0 | 6 | 0 | 0 | 29 |
| Missouri S&T* | 1-4 | 0-1 | 0-0 | 0/6 | 6 | 2 | 2 | 1 | 1 | 1 | 1 | 28 |
| vs. Cal State Fullerton* | 2-8 | 2-4 | 0-2 | 0/0 | 0 | 2 | 6 | 0 | 1 | 0 | 0 | 26 |
| at Santa Clara* | 3-6 | 1-3 | 4-6 | 0/3 | 3 | 3 | 11 | 3 | 3 | 0 | 1 | 27 |
| vs. Denver* | 1-3 | 1-3 | 0-0 | 0/0 | 0 | 1 | 3 | 2 | 1 | 0 | 1 | 21 |
| at Abilene Christian* | 3-5 | 1-2 | 14-14 | 0/4 | 4 | 3 | 21 | 2 | 1 | 0 | 3 | 33 |
| at Drake* | 3-11 | 0-2 | 1-3 | 1/4 | 5 | 1 | 7 | 3 | 3 | 0 | 2 | 34 |
| at Youngstown State* | 2-7 | 1-2 | 0-2 | 0/1 | 1 | 3 | 5 | 0 | 1 | 0 | 0 | 19 |
| at Ohio State* | 3-6 | 0-1 | 4-5 | 1/2 | 3 | 0 | 10 | 1 | 1 | 0 | 0 | 32 |
| at Southern Illinois* | 2-6 | 1-3 | 0-0 | 0/2 | 2 | 0 | 5 | 2 | 1 | 1 | 0 | 26 |
| Missouri Baptist* | 1-5 | 0-2 | 3-4 | 0/2 | 2 | 4 | 5 | 0 | 2 | 1 | 0 | 24 |
| at Austin Peay | 4-7 | 1-2 | 2-2 | 0/1 | 1 | 1 | 11 | 2 | 0 | 0 | 2 | 22 |
| at Murray State | 1-5 | 0-1 | 0-0 | 1/0 | 1 | 2 | 2 | 1 | 2 | 1 | 0 | 26 |
| Belmont* | 2-6 | 0-2 | 4-4 | 0/5 | 5 | 0 | 8 | 0 | 1 | 0 | 0 | 32 |
| Tennessee State | | | | | | | | | | | | |
| Austin Peay | | | | | | | | | | | | |
| Murray State | | | | | | | | | | | | |
| at SIU Edwardsville | | | | | | | | | | | | |
| at Eastern Illinois | | | | | | | | | | | | |
| at Morehead State | | | | | | | | | | | | |
| at Eastern Kentucky | | | | | | | | | | | | |
| Jacksonville State | | | | | | | | | | | | |
| Tennessee Tech | | | | | | | | | | | | |
| UT Martin | | | | | | | | | | | | |
| SIU Edwardsville | | | | | | | | | | | | |
| at Jacksonville State | | | | | | | | | | | | |
| at Tennessee Tech | | | | | | | | | | | | |
| Eastern Illinois | | | | | | | | | | | | |
| at UT Martin | | | | | | | | | | | | |
| Total | 41-101 | 10-33 | 41-52 | 3/39 | 42 | 24 | 133 | 20 | 28 | 4 | 10 | 417 |

* - Game Started

2019-20 Season/Career-Highs

| | | |
|---------------------------|----|--|
| Points | 24 | vs. The Citadel (11/19/19) |
| Total Rebounds | 6 | 2x, last vs. Missouri S&T (11/22/19) |
| Offensive | 1 | 3x, last at Murray State (1/4/20) |
| Defensive | 6 | 2x, last vs. Missouri S&T (11/22/19) |
| FG Made | 9 | vs. The Citadel (11/19/19) |
| FG Attempted..... | 16 | vs. The Citadel (11/19/19) |
| 3-Point FG Made..... | 2 | vs. Cal State Fullerton (11/27/19) |
| 3-Point FG Attempted..... | 4 | vs. Cal State Fullerton (11/27/19) |
| FT Made..... | 14 | at Abilene Christian (12/5/19) |
| FT Attempted..... | 14 | at Abilene Christian (12/5/19) |
| Assists | 3 | 2x, last at Drake (12/7/19) |
| Blocks..... | 1 | 3x, last vs. Missouri Baptist (12/29/19) |
| Steals..... | 3 | at Abilene Christian (12/5/19) |
| Minutes | 34 | at Drake (12/7/19) |

Nicholas' Career Statistics at Southeast Missouri

| Overall | | | | | | | | | | | | | | | | | | | |
|-----------------------------------|-------|-----|------|--------|------|----------|------|--------|-------|-----|-----|-----|-----|----|----|----|----|-----|-----|
| Season | G-GS | Min | Avg | FG-FGA | Pct | 3FG-3FGA | Pct | FT-FTA | Pct | Off | Def | Tot | Avg | PF | FO | A | TO | Blk | Stl |
| 2019-20 | 16-13 | 417 | 26.1 | 41-101 | .406 | 10-33 | .303 | 41-52 | .788 | 3 | 39 | 42 | 2.6 | 24 | 0 | 20 | 28 | 4 | 10 |
| Ohio Valley Conference Games Only | | | | | | | | | | | | | | | | | | | |
| Season | G-GS | Min | Avg | FG-FGA | Pct | 3FG-3FGA | Pct | FT-FTA | Pct | Off | Def | Tot | Avg | PF | FO | A | TO | Blk | Stl |
| 2019-20 | 3-1 | 80 | 26.7 | 7-18 | .389 | 1-5 | .200 | 6-6 | 1.000 | 1 | 6 | 7 | 2.3 | 3 | 0 | 3 | 3 | 1 | 2 |



2019-20 BASKETBALL NOTES



- Guard
- Sophomore (3)
- 6-4 ► 205
- Houston, Texas
- ASPIRE Academy (Ky.)

NYGAL RUSSELL

25

2019-20: Did not play the last two games due to back spasms...Played 13 games and made one start...His first start of the season was at Austin Peay (1/2)...Averages 3.8 points and 2.5 rebounds per contest...Scored six points and had two rebounds in 24 minutes at Vanderbilt (11/6)...Posted a season-high 12 points vs. Missouri Baptist (12/29)...Collected a sea-son-best seven rebounds at Santa Clara (11/29).

Russell's Game-by-Game Statistics

| 2019-20 | FG | 3P | FT | O/D | REB | F | PTS | A | TO | B | S | M |
|-------------------------|-------|------|-------|------|-----|----|-----|----|----|---|---|-----|
| at Vanderbilt | 3-8 | 0-4 | 0-0 | 0/2 | 2 | 2 | 6 | 0 | 2 | 0 | 0 | 24 |
| Purdue Fort Wayne | 0-1 | 0-0 | 0-0 | 0/0 | 0 | 0 | 0 | 0 | 0 | 0 | 0 | 5 |
| The Citadel | 1-4 | 0-2 | 0-0 | 0/1 | 1 | 0 | 2 | 0 | 2 | 0 | 1 | 10 |
| Missouri S&T | 0-2 | 0-1 | 0-0 | 0/1 | 1 | 0 | 0 | 0 | 0 | 0 | 1 | 10 |
| vs. Cal State Fullerton | 0-2 | 0-1 | 1-2 | 0/2 | 2 | 3 | 1 | 1 | 2 | 0 | 0 | 13 |
| at Santa Clara | 3-7 | 0-1 | 4-4 | 0/7 | 7 | 2 | 10 | 1 | 1 | 1 | 2 | 21 |
| vs. Denver | 4-6 | 1-3 | 0-0 | 0/3 | 3 | 3 | 9 | 0 | 3 | 0 | 0 | 16 |
| at Abilene Christian | 0-4 | 0-1 | 0-0 | 1/1 | 2 | 2 | 0 | 1 | 1 | 0 | 0 | 15 |
| at Drake | 0-1 | 0-0 | 0-0 | 0/2 | 2 | 1 | 0 | 0 | 1 | 0 | 0 | 8 |
| at Youngstown State | DNP | - | - | - | - | - | - | - | - | - | - | - |
| at Ohio State | 0-0 | 0-0 | 0-0 | 0/1 | 1 | 0 | 0 | 1 | 1 | 0 | 0 | 3 |
| at Southern Illinois | 2-5 | 0-1 | 1-2 | 1/2 | 3 | 1 | 5 | 1 | 1 | 0 | 2 | 10 |
| Missouri Baptist | 4-7 | 0-1 | 4-6 | 2/4 | 6 | 3 | 12 | 6 | 2 | 0 | 1 | 23 |
| at Austin Peay* | 2-6 | 0-0 | 0-0 | 0/3 | 3 | 1 | 4 | 1 | 0 | 0 | 0 | 19 |
| at Murray State | DNP | - | - | - | - | - | - | - | - | - | - | - |
| Belmont | DNP | - | - | - | - | - | - | - | - | - | - | - |
| Tennessee State | | | | | | | | | | | | |
| Austin Peay | | | | | | | | | | | | |
| Murray State | | | | | | | | | | | | |
| at SIU Edwardsville | | | | | | | | | | | | |
| at Eastern Illinois | | | | | | | | | | | | |
| at Morehead State | | | | | | | | | | | | |
| at Eastern Kentucky | | | | | | | | | | | | |
| Jacksonville State | | | | | | | | | | | | |
| Tennessee Tech | | | | | | | | | | | | |
| UT Martin | | | | | | | | | | | | |
| SIU Edwardsville | | | | | | | | | | | | |
| at Jacksonville State | | | | | | | | | | | | |
| at Tennessee Tech | | | | | | | | | | | | |
| Eastern Illinois | | | | | | | | | | | | |
| at UT Martin | | | | | | | | | | | | |
| Total | 19-53 | 1-15 | 10-14 | 4/29 | 33 | 18 | 49 | 12 | 16 | 1 | 7 | 177 |

* - Game Started

2019-20 Season-Highs

| | | |
|---------------------------|----|--|
| Points | 12 | vs. Missouri Baptist (12/29/19) |
| Total Rebounds | 7 | at Santa Clara (11/29/19) |
| Offensive | 1 | 3x, last at Southern Illinois (12/21/19) |
| Defensive | 7 | at Santa Clara (11/29/19) |
| FG Made | 4 | 2x, last vs. Missouri Baptist (12/29/19) |
| FG Attempted..... | 8 | at Vanderbilt (11/6/19) |
| 3-Point FG Made..... | 1 | vs. Denver (11/30/19) |
| 3-Point FG Attempted..... | 4 | at Vanderbilt (11/6/19) |
| FT Made..... | 4 | 2x, last vs. Missouri Baptist (12/29/19) |
| FT Attempted..... | 6 | vs. Missouri Baptist (12/29/19) |
| Assists | 6 | vs. Missouri Baptist (12/29/19) |
| Blocks..... | 1 | at Santa Clara (11/29/19) |
| Steals..... | 2 | 2x, last at Southern Illinois (12/21/19) |
| Minutes | 24 | at Vanderbilt (11/6/19) |

Career-Highs


| | | |
|---------------------------|----|--|
| Points | 12 | 2x, last vs. Missouri Baptist (12/29/19) |
| Total Rebounds | 8 | vs. Belmont (3/2/19) |
| Offensive | 3 | at Mississippi Valley State (12/4/18) |
| Defensive | 7 | 2x, last at Santa Clara (11/29/19) |
| FG Made | 5 | vs. Tennessee Tech (2/7/19) |
| FG Attempted..... | 9 | vs. Tennessee Tech (2/7/19) |
| 3-Point FG Made..... | 3 | at SIU Edwardsville (1/3/19) |
| 3-Point FG Attempted..... | 5 | at SIU Edwardsville (1/3/19) |
| FT Made..... | 8 | at Austin Peay (2/21/19) |
| FT Attempted..... | 8 | at Austin Peay (2/21/19) |
| Assists | 6 | at Eastern Illinois (2/16/19) |
| Blocks..... | 1 | 2x, last at Santa Clara (11/29/19) |
| Steals..... | 3 | vs. Tennessee Tech (2/7/19) |
| Minutes | 27 | vs. Belmont (3/2/19) |

Russell's Career Statistics at Southeast Missouri

| Overall | | | | | | | | | | | | | | | | | | | |
|-----------------------------------|-------|-----|------|--------|------|----------|------|--------|------|-----|-----|-----|-----|----|----|----|----|-----|-----|
| Season | G-GS | Min | Avg | FG-FGA | Pct | 3FG-3FGA | Pct | FT-FTA | Pct | Off | Def | Tot | Avg | PF | FO | A | TO | Blk | Stl |
| 2018-19 | 31-9 | 499 | 16.1 | 53-147 | .361 | 16-53 | .302 | 43-62 | .694 | 13 | 69 | 82 | 2.6 | 60 | 2 | 44 | 40 | 2 | 13 |
| 2019-20 | 13-1 | 177 | 13.6 | 19-53 | .358 | 1-15 | .067 | 10-14 | .714 | 4 | 29 | 33 | 2.5 | 18 | 0 | 12 | 16 | 1 | 7 |
| Total | 44-10 | 676 | 15.4 | 72-200 | .360 | 17-68 | .250 | 53-76 | .697 | 17 | 98 | 115 | 2.6 | 78 | 2 | 56 | 56 | 3 | 20 |
| Ohio Valley Conference Games Only | | | | | | | | | | | | | | | | | | | |
| Season | G-GS | Min | Avg | FG-FGA | Pct | 3FG-3FGA | Pct | FT-FTA | Pct | Off | Def | Tot | Avg | PF | FO | A | TO | Blk | Stl |
| 2018-19 | 18-8 | 297 | 16.5 | 33-93 | .355 | 11-34 | .324 | 37-50 | .740 | 7 | 33 | 40 | 2.2 | 38 | 1 | 28 | 24 | 2 | 8 |
| 2019-20 | 1-1 | 19 | 19.0 | 2-6 | .333 | 0-0 | .000 | 0-0 | .000 | 0 | 3 | 3 | 3.0 | 1 | 0 | 1 | 0 | 0 | 0 |
| Total | 19-9 | 316 | 16.6 | 35-99 | .354 | 11-34 | .324 | 37-50 | .740 | 7 | 36 | 43 | 2.3 | 39 | 1 | 29 | 24 | 2 | 8 |



2019-20 BASKETBALL NOTES



SAGE TOLBERT

23

2019-20: Scored double figures for the first time this season when he finished with 12 points and eight rebounds vs. Purdue Fort Wayne (11/10)... Had nine points, seven rebounds, one assist and a steal in his first start of the season at Vanderbilt (11/6)...Rates third on the team in scoring with 8.9 points a game...Leads the team in rebounding with 6.5 boards per contest...Is second on the team in field goal percentage (.526)... Pitched in a season-high 17 points at Drake (12/7)...Scored 16 points and had nine rebounds vs. Missouri S&T (11/22)...Turned in a double-double 13 points and 10 rebounds vs. Cal State Fullerton (11/27)...Added a double-double 11 points and 11 rebounds vs. Missouri Baptist (12/29)... Ranks ninth in the Ohio Valley Conference rebounding, 12th in field goal percentage and sixth in offensive rebounds (2.5 rpg).

- Forward
- Sophomore (2)
- 6-8 ► 210
- Richmond, Texas
- Combine Academy (N.C.)

Tolbert's Game-by-Game Statistics

| 2019-20 | FG | 3P | FT | O/D | REB | E | PTS | A | TO | B | S | M |
|--------------------------|-------|-----|-------|-------|-----|----|-----|----|----|---|----|-----|
| at Vanderbilt* | 3-8 | 0-0 | 3-4 | 2/5 | 7 | 1 | 9 | 1 | 3 | 0 | 1 | 29 |
| Purdue Fort Wayne* | 4-6 | 0-0 | 3-6 | 2/6 | 8 | 2 | 11 | 1 | 2 | 0 | 2 | 22 |
| The Citadel* | 3-5 | 0-0 | 0-1 | 4/2 | 6 | 4 | 6 | 1 | 2 | 0 | 1 | 28 |
| Missouri S&T* | 6-7 | 0-0 | 4-8 | 4/5 | 9 | 4 | 16 | 2 | 1 | 0 | 1 | 34 |
| vs. Cal State Fullerton* | 4-8 | 0-0 | 5-5 | 3/7 | 10 | 4 | 13 | 0 | 0 | 0 | 0 | 22 |
| at Santa Clara* | 3-3 | 0-0 | 1-4 | 0/2 | 2 | 4 | 7 | 1 | 5 | 0 | 0 | 20 |
| vs. Denver* | 3-6 | 0-1 | 0-0 | 2/4 | 6 | 3 | 6 | 0 | 0 | 0 | 1 | 11 |
| at Abilene Christian* | 4-6 | 0-1 | 6-8 | 3/6 | 9 | 3 | 14 | 2 | 3 | 2 | 0 | 27 |
| at Drake* | 4-7 | 0-1 | 9-14 | 3/3 | 6 | 2 | 17 | 1 | 4 | 0 | 1 | 34 |
| at Youngstown State* | 0-3 | 0-0 | 0-0 | 2/2 | 4 | 1 | 0 | 1 | 3 | 0 | 1 | 20 |
| at Ohio State* | 1-7 | 0-0 | 1-2 | 3/3 | 6 | 2 | 3 | 0 | 2 | 0 | 1 | 22 |
| at Southern Illinois* | 1-5 | 0-0 | 0-0 | 3/3 | 6 | 3 | 2 | 1 | 1 | 0 | 1 | 29 |
| Missouri Baptist* | 5-10 | 0-0 | 1-2 | 2/9 | 11 | 3 | 11 | 1 | 2 | 2 | 0 | 30 |
| at Austin Peay* | 3-5 | 0-0 | 2-3 | 1/3 | 4 | 2 | 8 | 0 | 2 | 2 | 3 | 32 |
| at Murray State* | 3-5 | 0-0 | 3-6 | 3/2 | 5 | 3 | 9 | 0 | 1 | 1 | 0 | 23 |
| Belmont* | 4-6 | 0-0 | 3-4 | 3/2 | 5 | 2 | 11 | 2 | 3 | 1 | 1 | 27 |
| Tennessee State | | | | | | | | | | | | |
| Austin Peay | | | | | | | | | | | | |
| Murray State | | | | | | | | | | | | |
| at SIU Edwardsville | | | | | | | | | | | | |
| at Eastern Illinois | | | | | | | | | | | | |
| at Morehead State | | | | | | | | | | | | |
| at Eastern Kentucky | | | | | | | | | | | | |
| Jacksonville State | | | | | | | | | | | | |
| Tennessee Tech | | | | | | | | | | | | |
| UT Martin | | | | | | | | | | | | |
| SIU Edwardsville | | | | | | | | | | | | |
| at Jacksonville State | | | | | | | | | | | | |
| at Tennessee Tech | | | | | | | | | | | | |
| Eastern Illinois | | | | | | | | | | | | |
| at UT Martin | | | | | | | | | | | | |
| Total | 51-97 | 0-3 | 41-67 | 40/64 | 104 | 43 | 143 | 14 | 34 | 8 | 14 | 410 |

* - Game Started

2019-20 Season-Highs

| | | |
|----------------------------|----|--------------------------------------|
| Points | 17 | at Drake (12/7/19) |
| Total Rebounds | 11 | vs. Missouri Baptist (12/29/19) |
| Offensive | 4 | 2x, last vs. Missouri S&T (11/22/19) |
| Defensive | 9 | vs. Missouri Baptist (12/29/19) |
| FG Made | 6 | vs. Missouri S&T (11/22/19) |
| FG Attempted..... | 10 | vs. Missouri Baptist (12/29/19) |
| 3-Point FG Made..... | - | - |
| 3-Point FG Attempted | 1 | 3x, last at Drake (12/7/19) |
| FT Made..... | 9 | at Drake (12/7/19) |
| FT Attempted..... | 14 | at Drake (12/7/19) |
| Assists | 2 | 3x, last vs. Belmont (1/9/20) |
| Blocks..... | 2 | 3x, last at Austin Peay (1/2/20) |
| Steals..... | 3 | at Austin Peay (1/2/20) |
| Minutes | 34 | 2x, last at Drake (12/7/19) |

Career-Highs

| | | |
|----------------------------|----|--|
| Points | 18 | vs. Eastern Kentucky (1/24/19) |
| Total Rebounds | 11 | 2x, last vs. Missouri Baptist (12/29/19) |
| Offensive | 5 | at Bradley (11/10/18) |
| Defensive | 9 | vs. Missouri Baptist (12/29/19) |
| FG Made | 8 | vs. Eastern Kentucky (1/24/19) |
| FG Attempted..... | 9 | vs. Eastern Kentucky (1/24/19) |
| 3-Point FG Made..... | 1 | 3x, last at Belmont (1/31/19) |
| 3-Point FG Attempted | 2 | vs. Western Illinois (12/1/18) |
| FT Made..... | 9 | at Drake (12/7/19) |
| FT Attempted..... | 14 | at Drake (12/7/19) |
| Assists | 2 | 3x, last vs. Belmont (1/9/20) |
| Blocks..... | 2 | 5x, last at Austin Peay (1/2/20) |
| Steals..... | 3 | at Austin Peay (1/2/20) |
| Minutes | 34 | 2x, last at Drake (12/7/19) |


Tolbert's Career Statistics at Southeast Missouri

| Overall | | | | | | | | | | | | | | | | | | | |
|-----------------------------------|-------|------|------|---------|------|----------|------|--------|------|-----|-----|-----|-----|-----|----|----|----|-----|-----|
| Season | G-GS | Min | Avg | FG-FGA | Pct | 3FG-3FGA | Pct | FT-FTA | Pct | Off | Def | Tot | Avg | PF | FO | A | TO | Blk | Stl |
| 2018-19 | 31-27 | 628 | 20.3 | 72-158 | .456 | 3-8 | .375 | 47-86 | .547 | 55 | 101 | 156 | 5.0 | 96 | 8 | 8 | 63 | 18 | 15 |
| 2019-20 | 16-16 | 410 | 25.6 | 51-97 | .526 | 0-3 | .000 | 41-67 | .612 | 40 | 64 | 104 | 6.5 | 43 | 0 | 14 | 34 | 8 | 14 |
| Total | 47-43 | 1038 | 22.1 | 123-255 | .482 | 3-11 | .273 | 88-153 | .575 | 95 | 165 | 260 | 5.5 | 139 | 8 | 22 | 97 | 26 | 29 |
| Ohio Valley Conference Games Only | | | | | | | | | | | | | | | | | | | |
| Season | G-GS | Min | Avg | FG-FGA | Pct | 3FG-3FGA | Pct | FT-FTA | Pct | Off | Def | Tot | Avg | PF | FO | A | TO | Blk | Stl |
| 2018-19 | 18-14 | 346 | 19.2 | 40-87 | .460 | 2-4 | .500 | 31-52 | .596 | 27 | 48 | 75 | 4.2 | 52 | 5 | 3 | 32 | 11 | 7 |
| 2019-20 | 3-3 | 82 | 27.3 | 10-16 | .625 | 0-0 | .000 | 8-13 | .615 | 7 | 7 | 14 | 4.7 | 7 | 0 | 2 | 6 | 4 | 4 |
| Total | 21-17 | 428 | 20.4 | 50-103 | .485 | 2-4 | .500 | 39-65 | .600 | 34 | 55 | 89 | 4.2 | 59 | 5 | 5 | 38 | 15 | 11 |

OVC CHAMPIONS • 1999-2000 OVC TOURNAMENT CHAMPIONS • 2000 NCAA TOURNAMENT • 2000



2019-20 BASKETBALL NOTES



QUATTARIUS WILSON

10

2019-20: Averages 6.4 points and 5.5 rebounds per game through 16 games and 11 starts...Ranks second on the team and 17th in the Ohio Valley Conference in rebounding...Is ninth among league leaders in offensive rebounds (2.3)...Turned in a double-double 12 points and 13 rebounds in his first career Southeast Missouri start at Vanderbilt (11/6)...Added 11 points and eight boards vs. Purdue Fort Wayne (11/10)... Leads the team with two double-doubles...Scored double figures five times...Dropped in 10 points in his first career OVC start at Murray State (1/4)...,Scored 10 points in each of his last two games.

- Forward
- Senior (5)
- 6-8 ► 215
- Mobile, Ala.
- Gardendale H.S.
- McNeese State

Wilson's Game-by-Game Statistics

| 2019-20 | FG | 3P | FT | O/D | REB | E | PTS | A | TO | B | S | M |
|--------------------------|-------|-----|-------|-------|-----|----|-----|----|----|---|---|-----|
| at Vanderbilt* | 4-11 | 0-0 | 4-7 | 6/7 | 13 | 2 | 12 | 1 | 3 | 1 | 2 | 30 |
| Purdue Fort Wayne* | 3-8 | 0-1 | 5-6 | 3/5 | 8 | 5 | 11 | 4 | 1 | 0 | 2 | 26 |
| The Citadel* | 2-3 | 0-1 | 4-6 | 2/5 | 7 | 4 | 8 | 1 | 1 | 3 | 0 | 24 |
| Missouri S&T* | 3-7 | 1-1 | 4-8 | 2/4 | 6 | 3 | 11 | 1 | 2 | 0 | 0 | 19 |
| vs. Cal State Fullerton* | 1-8 | 0-2 | 1-1 | 1/5 | 6 | 2 | 3 | 2 | 3 | 2 | 1 | 18 |
| at Santa Clara* | 0-2 | 0-0 | 2-2 | 1/1 | 2 | 2 | 2 | 0 | 0 | 1 | 0 | 17 |
| vs. Denver* | 4-4 | 0-0 | 2-4 | 5/6 | 11 | 3 | 10 | 1 | 3 | 0 | 0 | 27 |
| at Abilene Christian* | 1-6 | 0-1 | 1-2 | 2/1 | 3 | 5 | 3 | 0 | 3 | 1 | 2 | 21 |
| at Drake | 2-4 | 0-0 | 0-0 | 1/2 | 3 | 5 | 4 | 0 | 0 | 0 | 0 | 13 |
| at Youngstown State | 1-4 | 0-0 | 0-2 | 1/2 | 3 | 3 | 2 | 0 | 0 | 0 | 0 | 16 |
| at Ohio State | 1-3 | 0-0 | 3-3 | 1/2 | 3 | 3 | 5 | 2 | 1 | 0 | 0 | 19 |
| at Southern Illinois | 1-5 | 0-1 | 0-2 | 3/4 | 7 | 3 | 2 | 0 | 1 | 0 | 0 | 17 |
| Missouri Baptist | 1-2 | 0-0 | 4-8 | 1/4 | 5 | 1 | 6 | 1 | 1 | 0 | 0 | 23 |
| at Austin Peay* | 2-2 | 0-0 | 0-0 | 2/1 | 3 | 4 | 4 | 2 | 4 | 0 | 0 | 21 |
| at Murray State* | 4-8 | 0-0 | 2-4 | 3/0 | 3 | 3 | 10 | 0 | 0 | 0 | 1 | 20 |
| Belmont* | 5-10 | 0-1 | 0-0 | 3/2 | 5 | 2 | 10 | 1 | 2 | 0 | 0 | 22 |
| Tennessee State | | | | | | | | | | | | |
| Austin Peay | | | | | | | | | | | | |
| Murray State | | | | | | | | | | | | |
| at SIU Edwardsville | | | | | | | | | | | | |
| at Eastern Illinois | | | | | | | | | | | | |
| at Morehead State | | | | | | | | | | | | |
| at Eastern Kentucky | | | | | | | | | | | | |
| Jacksonville State | | | | | | | | | | | | |
| Tennessee Tech | | | | | | | | | | | | |
| UT Martin | | | | | | | | | | | | |
| SIU Edwardsville | | | | | | | | | | | | |
| at Jacksonville State | | | | | | | | | | | | |
| at Tennessee Tech | | | | | | | | | | | | |
| Eastern Illinois | | | | | | | | | | | | |
| at UT Martin | | | | | | | | | | | | |
| Total | 35-87 | 1-8 | 32-55 | 37/51 | 88 | 50 | 103 | 16 | 25 | 8 | 8 | 333 |

* - Game Started

2019-20 Season/Career-Highs

| | | |
|----------------------------|----|--|
| Points | 12 | at Vanderbilt (11/6/19) |
| Total Rebounds | 13 | at Vanderbilt (11/6/19) |
| Offensive | 6 | at Vanderbilt (11/6/19) |
| Defensive | 7 | at Vanderbilt (11/6/19) |
| FG Made | 5 | vs. Belmont (1/9/20) |
| FG Attempted..... | 11 | at Vanderbilt (11/6/19) |
| 3-Point FG Made..... | 1 | vs. Missouri S&T (11/22/19) |
| 3-Point FG Attempted | 2 | vs. Cal State Fullerton (11/27/19) |
| FT Made..... | 5 | vs. Purdue Fort Wayne (11/10/19) |
| FT Attempted..... | 8 | 2x, last vs. Missouri Baptist (12/29/19) |
| Assists | 4 | vs. Purdue Fort Wayne (11/10/19) |
| Blocks..... | 3 | vs. The Citadel (11/19/19) |
| Steals..... | 2 | 3x, last at Abilene Christian (12/5/19) |
| Minutes | 30 | at Vanderbilt (11/6/19) |

Wilson's Career Statistics at Southeast Missouri

| Overall | | | | | | | | | | | | | | | | | | | |
|-----------------------------------|-------|-----|------|--------|------|----------|------|--------|------|-----|-----|-----|-----|----|----|----|----|-----|-----|
| Season | G-GS | Min | Avg | FG-FGA | Pct | 3FG-3FGA | Pct | FT-FTA | Pct | Off | Def | Tot | Avg | PF | FO | A | TO | Blk | Stl |
| 2019-20 | 16-11 | 333 | 20.8 | 35-87 | .402 | 1-8 | .125 | 32-55 | .582 | 37 | 51 | 88 | 5.5 | 50 | 3 | 16 | 25 | 8 | 8 |
| Ohio Valley Conference Games Only | | | | | | | | | | | | | | | | | | | |
| Season | G-GS | Min | Avg | FG-FGA | Pct | 3FG-3FGA | Pct | FT-FTA | Pct | Off | Def | Tot | Avg | PF | FO | A | TO | Blk | Stl |
| 2019-20 | 3-3 | 63 | 21.0 | 11-20 | .550 | 0-1 | .000 | 2-4 | .500 | 8 | 3 | 11 | 3.7 | 9 | 0 | 3 | 6 | 0 | 1 |

OVC CHAMPIONS • 1999-2000 OVC TOURNAMENT CHAMPIONS • 2000 NCAA TOURNAMENT • 2000



BOX SCORES



GAME 3
THE CITADEL 74, SOUTHEAST MISSOURI 69
 November 19, 2019 • Show Me Center • Cape Girardeau, Mo.

| The Citadel 74 • 1-3 | | | | | | | | | | | | | |
|----------------------------|----------------------|-----------------------|-------|-------------------|-------|----------------------------|----------|----------------------|----|-------------------|----|---------------------|-----|
| | | Total | | | 3-Ptr | | Rebounds | | | | | | |
| ## | Player | FG | FGA | FT | FTA | Off | Def | TP | PF | A | To | Bk | Stl |
| 23 | Kaelon Harris | f | 4-9 | 2-3 | 10-12 | 0 | 12 | 12 | 4 | 20 | 1 | 3 | 0 |
| 33 | Hayden Brown | | 3-8 | 0-2 | 0-0 | 0 | 0 | 0 | 6 | 1 | 1 | 0 | 3 |
| 05 | Fletcher Abee | g | 3-7 | 2-5 | 0-0 | 0 | 1 | 1 | 3 | 8 | 3 | 0 | 0 |
| 11 | Kaiden Rice | g | 8-15 | 4-9 | 0-0 | 1 | 2 | 3 | 1 | 20 | 0 | 1 | 0 |
| 13 | Tyson Baliste | g | 2-7 | 0-0 | 0-0 | 3 | 6 | 9 | 4 | 11 | 7 | 0 | 3 |
| 07 | Rufy Fitzgibbons III | | 0-5 | 0-2 | 0-1 | 0 | 0 | 0 | 0 | 2 | 0 | 0 | 1 |
| 14 | Brady Spence | | 1-1 | 0-0 | 0-0 | 0 | 2 | 2 | 1 | 2 | 0 | 1 | 0 |
| 25 | Alex Reed | | 2-3 | 2-3 | 0-0 | 1 | 4 | 5 | 6 | 0 | 3 | 0 | 0 |
| 31 | Eddie Davis III | | 3-4 | 1-1 | 1-2 | 1 | 3 | 4 | 1 | 8 | 4 | 2 | 0 |
| 32 | Derek Webster Jr. | | 0-0 | 0-0 | 0-0 | 0 | 0 | 0 | 0 | 0 | 0 | 0 | 0 |
| Team | | | | | | 3 | 2 | 5 | | | | | |
| Totals | | | 26-59 | 11-25 | 11-15 | 9 | 32 | 41 | 18 | 74 | 22 | 18 | 0 |
| FG % 1st Half: 14-35 40.0% | | 2nd half: 12-24 50.0% | | Game: 26-59 44.1% | | 3FG % 1st Half: 7-19 36.8% | | 2nd half: 4-14 28.6% | | Game: 11-25 44.0% | | Deadball Rebounds 2 | |
| FT % 1st Half: 5-6 83.3% | | 2nd half: 6-9 66.7% | | Game: 11-15 73.3% | | | | | | | | | |

| Southeast Missouri 69 • 1-2 | | | | | | | | | | | | | | | | | | |
|-----------------------------|--------------------|---|-----------------------|------|-------|-------------------|-----|----------|----------------------------|-----|-----|----------------------|---|-----|------------------|-----|----|----------------------|
| # | Player | | Total | | | 3-Ptr | | Rebounds | | | | A | T | Blk | Stl | Min | | |
| | | | FG | FGA | FG% | FG | FGA | FT | FTA | Off | Def | | | | | | PF | TP |
| 10 | WILSON, Quatarrius | f | 2-3 | 0-1 | 4-6 | 2 | 5 | 7 | 4 | 8 | 1 | 1 | 3 | 0 | 0 | 24 | | |
| 23 | TOLBERT, Sage | f | 3-5 | 0-0 | 0-1 | 4 | 2 | 6 | 4 | 6 | 1 | 2 | 0 | 1 | 1 | 28 | | |
| 0 | CALDWELL, Alex | g | 1-9 | 0-4 | 2-4 | 1 | 0 | 1 | 3 | 4 | 6 | 5 | 0 | 1 | 29 | | | |
| 3 | HOGAN, Skyler | g | 5-11 | 1-6 | 0-0 | 0 | 5 | 5 | 2 | 11 | 0 | 3 | 0 | 2 | 31 | | | |
| 1 | NIQUAS, DQ | g | 1-16 | 3-6 | 1-6 | 0 | 6 | 6 | 1 | 24 | 0 | 6 | 0 | 0 | 29 | | | |
| 12 | LOVE, Jordan | g | 0-0 | 0-0 | 0-0 | 0 | 0 | 0 | 0 | 0 | 0 | 0 | 0 | 0 | 0 | 0 | | |
| 04 | KAO, Oscar | g | 1-4 | 0-1 | 0-0 | 1 | 0 | 1 | 2 | 2 | 0 | 0 | 0 | 0 | 0 | 10 | | |
| 13 | GABE, Isaiah | g | 3-5 | 2-4 | 0-0 | 0 | 4 | 4 | 1 | 8 | 1 | 0 | 0 | 2 | 25 | | | |
| 25 | RUSSELL, Nygal | g | 1-4 | 0-2 | 0-0 | 0 | 1 | 1 | 0 | 2 | 0 | 2 | 0 | 1 | 10 | | | |
| 44 | AGNEW, Darrius | g | 2-5 | 0-0 | 0-0 | 0 | 1 | 3 | 2 | 4 | 0 | 0 | 0 | 1 | 10 | | | |
| | Team | | | | | 1 | 1 | 2 | | | | | | | | | | |
| Totals | | | 27-62 | 4-21 | 11-18 | 10 | 26 | 36 | 19 | 69 | 9 | 9 | 3 | 8 | 200 | | | |
| FG % 1st Half: 12-28 42.9% | | | 2nd Half: 15-34 44.1% | | | Game: 27-62 43.5% | | | 3FG % 1st Half: 4-14 28.6% | | | 2nd Half: 2-10 20.0% | | | Game: 7-22 31.8% | | | Deadball Rebounds |
| FT % 1st Half: 4-6 66.7% | | | 2nd Half: 7-12 58.3% | | | Game: 11-18 61.1% | | | | | | | | | | | | |

Officials: Gene Grimshaw, Chase Vaden, Kyle Regetz
 Technical fouls: The Citadel-None. Southeast Missouri-None.
 Attendance: 1087

| Score by periods | 1st | 2nd | Total |
|--------------------|-----|-----|-----------|
| The Citadel | 40 | 34 | 74 |
| Southeast Missouri | 32 | 37 | 69 |

| | | | | | |
|--------|-------|-----|--------|-------|-------|
| Points | In | Off | 2nd | Fast | |
| | Paint | T/O | Chance | Break | Bench |
| CIT | 26 | 17 | 15 | 2 | 16 |
| SEMO | 36 | 15 | 12 | 10 | 16 |

GAME 4
SOUTHEAST MISSOURI 72, MISSOURI S&T 71
November 22, 2019 • Show Me Center • Cape Girardeau, Mo.

| Missouri S&T 71 • 1-2 | | | | | | | | | | | | | | | | |
|-----------------------|------------------|-------|-------|----------------|-------|-------|----------|-------------|----|-------|----|----|-----|-----|-------|----------|
| | | Total | | | 3-Ptr | | Rebounds | | | | | | | | | |
| # | Player | FG | FGA | FG-FGA | FT | FTA | Off | Def | TP | TP | A | To | Blk | Stl | Min | |
| 24 | Oduocha, Chima | f | 3-8 | 0-0 | 2-5 | | 2 | 5 | 7 | 3 | 8 | 0 | 1 | 2 | 27 | |
| 32 | Fairless, Mitch | f | 6-8 | 3-4 | 4-4 | | 1 | 9 | 10 | 2 | 19 | 5 | 1 | 0 | 23 | |
| 05 | Scott, Dulan | g | 7-15 | 3-5 | 1-2 | | 1 | 3 | 4 | 4 | 18 | 3 | 2 | 0 | 30 | |
| 22 | Berry, Dawson | g | 4-9 | 3-7 | 0-0 | | 1 | 0 | 1 | 3 | 11 | 1 | 0 | 0 | 28 | |
| 30 | Hedgeworth, CJ | g | 1-7 | 0-4 | 0-0 | | 0 | 2 | 2 | 4 | 2 | 3 | 1 | 0 | 17 | |
| 03 | Newk, Jordan | g | 0-2 | 0-2 | 0-0 | | 0 | 0 | 0 | 0 | 1 | 0 | 0 | 0 | 10 | |
| 12 | Lamb, Nolan | | 0-0 | 0-0 | 0-0 | | 0 | 2 | 2 | 1 | 0 | 0 | 0 | 0 | 15 | |
| 18 | Elmer, Nathan | | 3-6 | 2-5 | 0-0 | | 1 | 2 | 0 | 8 | 1 | 1 | 0 | 0 | 10 | |
| 15 | Muhammad, Yahmir | | 1-8 | 0-1 | 3-4 | | 0 | 1 | 1 | 5 | 1 | 2 | 0 | 3 | 25 | |
| 44 | Bushman, Kyle | | 0-0 | 0-0 | 0-0 | | 0 | 1 | 1 | 3 | 0 | 0 | 0 | 0 | 5 | |
| | Team | | | | | | 3 | 0 | 3 | | | | | | | |
| Totals | | | 25-63 | 11-26 | 10-15 | | 9 | 24 | 33 | 21 | 71 | 15 | 8 | 2 | 5 200 | |
| FG % 1st Half: 16-34 | | 47.1% | | 2nd half: 9-22 | | 31.0% | | Game: 25-63 | | 39.7% | | | | | | Deabriel |
| 3FG % 1st Half: 8-14 | | 57.1% | | 3-12 | | 25.0% | | Game: 11-26 | | 42.3% | | | | | | Rebounds |
| FT % 1st Half: 4-5 | | 80.0% | | 2nd half: 6-16 | | 37.5% | | Game: 10-16 | | 62.5% | | | | | | |

| Southeast Missouri 72 @ 2-2 | | | | | | | | | | | | | | | | |
|--|--------------------|-------|-------|----------|-------|--------|----|-----|-----|------|-------|-----|---|----|-----|--|
| | | Total | 3-Ptr | Rebounds | | | | | | | | | | | | |
| # | Player | FG-F | FG-FG | FT-FTA | Off | Def | TP | Pf | A | To | Blk | Str | | | | |
| 10 | WILSON, Quatarrius | f | 3-7 | 1-1 | 4-8 | 2 | 4 | 6 | 3 | 11 | 1 | 2 | 0 | 19 | | |
| 23 | TOLBERT, Sage | f | 6-7 | 0-0 | 4-8 | 4 | 5 | 9 | 4 | 16 | 2 | 1 | 0 | 1 | 34 | |
| 00 | CALDWELL, Alex | g | 4-11 | 2-3 | 2-2 | 1 | 2 | 3 | 1 | 12 | 2 | 1 | 1 | 0 | 29 | |
| 03 | HOGAN, Skyler | g | 3-7 | 1-3 | 1-2 | 1 | 5 | 6 | 2 | 8 | 1 | 2 | 0 | 0 | 30 | |
| 11 | NICHOLAS, DQ | g | 1-4 | 0-1 | 0-0 | 0 | 6 | 6 | 2 | 2 | 1 | 1 | 1 | 1 | 28 | |
| 02 | LOVE, Jordan | g | 0-0 | 0-0 | 0-0 | 0 | 0 | 0 | 0 | 0 | 0 | 0 | 0 | 0 | 1 | |
| 12 | KAO, Oscar | g | 4-8 | 1-3 | 1-4 | 0 | 1 | 3 | 10 | 0 | 0 | 0 | 0 | 0 | 22 | |
| 13 | GABLE, Isaiah | g | 2-3 | 0-1 | 0-0 | 0 | 2 | 2 | 1 | 4 | 1 | 1 | 0 | 0 | 16 | |
| 26 | RUSSELL, Nygal | g | 2-0 | 0-1 | 0-0 | 0 | 1 | 1 | 0 | 0 | 0 | 0 | 0 | 0 | 10 | |
| 44 | AGNEW, Darrius | g | 3-6 | 0-0 | 3-5 | 2 | 1 | 3 | 1 | 9 | 0 | 1 | 0 | 0 | 11 | |
| Team | | | | | 0 | 4 | 4 | | | | | | | | | |
| Totals | | | 26-55 | 5-13 | 15-29 | 10 | 31 | 41 | 17 | 72 | 10 | 10 | 2 | 3 | 200 | |
| FG % 1st Half: 16-29 55.2% 2nd half: 10-26 38.5% Game: 26-55 47.3% Deabball | | | | | | | | | | | | | | | | |
| 3FG % 1st Half: 2-5 40.0% 2nd half: 3-8 37.5% Game: 1-5 18.5% Rebounds | | | | | | | | | | | | | | | | |
| FT % 1st Half: 8-13 61.5% 2nd half: 7-16 43.8% Game: 15-29 51.7% 9 | | | | | | | | | | | | | | | | |
| Officials: Boyd Copeland, Jon Julius, Cedric Coleman | | | | | | | | | | | | | | | | |
| Technical fouls: Missouri S&T-Hedgepeth, CJ. Missouri Missouri-None. | | | | | | | | | | | | | | | | |
| Attendance: 721 | | | | | | | | | | | | | | | | |
| Score by periods | | | | | | | | | | | | | | | | |
| | | 1st | 2nd | Total | | | | | | | | | | | | |
| Missouri S&T | | 44 | 27 | 71 | | Points | In | Off | 2nd | Fast | Bench | | | | | |
| | | | | | | MST | 14 | 6 | 16 | 0 | 13 | | | | | |
| Southeast Missouri | | 42 | 30 | 72 | | S&MO | 18 | 17 | 17 | 2 | 23 | | | | | |



BOX SCORES

GAME 13

SOUTHEAST MISSOURI 74, MISSOURI BAPTIST 59

December 29, 2019 • Show Me Center • Cape Girardeau, Mo.

Missouri Baptist 59 • 7-5

| # | Player | Total | | 3-Ptr | | Rebounds | | PF | TP | A | TO | Blk | Stl | Min | |
|--|--------------------|--------|--------|--------|------|----------|----|----|----|----|----|-----|-----|-----|-----|
| | | FG-FGA | FG-FTA | FT-FTA | Off | Def | | | | | | | | | |
| 11 | ARMOND, Aumonie | f | 4-8 | 0-2 | 0-1 | 2 | 6 | 8 | 3 | 8 | 0 | 0 | 0 | 28 | |
| 12 | BACKA, Christian | f | 2-5 | 0-0 | 1-2 | 0 | 4 | 4 | 4 | 5 | 0 | 0 | 1 | 28 | |
| 01 | ROBINSON, Jahmouri | g | 8-19 | 1-5 | 7-8 | 0 | 5 | 5 | 2 | 24 | 3 | 3 | 0 | 38 | |
| 02 | HARDY, Brendon | g | 1-8 | 0-4 | 0-0 | 0 | 1 | 1 | 0 | 2 | 1 | 1 | 0 | 26 | |
| 32 | YAEGER, John | g | 8-12 | 0-0 | 0-0 | 1 | 7 | 8 | 4 | 16 | 1 | 3 | 0 | 31 | |
| 03 | JACKSON, Austin | | 0-0 | 0-0 | 0-0 | 0 | 1 | 1 | 1 | 0 | 0 | 1 | 0 | 5 | |
| 05 | MOORE, Gerald | | 1-5 | 0-1 | 0-0 | 1 | 1 | 2 | 2 | 1 | 0 | 0 | 0 | 17 | |
| 10 | DECAROLIS, Hasaan | | 1-5 | 0-1 | 0-0 | 0 | 1 | 1 | 0 | 2 | 2 | 1 | 0 | 18 | |
| 21 | REZENE, Naod | | 0-1 | 0-1 | 0-0 | 0 | 0 | 0 | 1 | 0 | 2 | 0 | 0 | 9 | |
| Team | | | | | | 3 | 4 | 7 | | | | | | | |
| Totals | | | 25-63 | 1-14 | 8-11 | 7 | 30 | 37 | 17 | 59 | 10 | 9 | 1 | 4 | 200 |
| FG % 1st Half: 11-34 32.4% 2nd half: 14-29 48.3% Game: 25-63 39.7% Deadball Rebounds 1 | | | | | | | | | | | | | | | |
| 3FG % 1st Half: 0-0 0.0% 2nd half: 8-11 72.7% Game: 8-11 72.7% | | | | | | | | | | | | | | | |
| FT % 1st Half: 0-0 0.0% 2nd half: 8-11 72.7% Game: 8-11 72.7% | | | | | | | | | | | | | | | |

Southeast Missouri 74 • 4-9

| # | Player | Total | | 3-Ptr | | Rebounds | | PF | TP | A | TO | Blk | Stl | Min | | | | | | | |
|----------------------------|--------------------|-----------------------|-------|-------------------|-------|-----------|-----|-----------------|----|---------------------|----|-----|-----|-----|-----|--|--|--|--|--|--|
| | | FG | FTA | FG | FTA | Off | Def | | | | | | | | | | | | | | |
| 23 | TOLBERT, Sage | f | 5-10 | 0-0 | 1-2 | 2 | 9 | 11 | 3 | 11 | 1 | 2 | 2 | 30 | | | | | | | |
| 44 | AGNEW, Darrious | f | 0-0 | 0-0 | 0-0 | 0 | 0 | 0 | 0 | 0 | 0 | 0 | 0 | 3 | | | | | | | |
| 00 | CALDWELL, Alex | g | 6-9 | 3-6 | 0-0 | 0 | 1 | 1 | 15 | 5 | 0 | 1 | 3 | 28 | | | | | | | |
| 03 | HOGAN, Skyler | g | 2-7 | 2-5 | 2-2 | 0 | 4 | 4 | 0 | 8 | 2 | 2 | 0 | 29 | | | | | | | |
| 11 | NICHOLAS, DQ | g | 1-5 | 0-2 | 3-4 | 0 | 2 | 2 | 4 | 5 | 0 | 2 | 1 | 24 | | | | | | | |
| 01 | CUFFEE, Khalil | g | 3-8 | 0-5 | 4-5 | 0 | 2 | 2 | 1 | 10 | 2 | 1 | 0 | 17 | | | | | | | |
| 02 | LOVE, Jordan | | 2-5 | 0-1 | 0-0 | 0 | 2 | 2 | 1 | 4 | 0 | 0 | 0 | 14 | | | | | | | |
| 04 | KAO, Oscar | | 0-0 | 0-0 | 0-0 | 0 | 0 | 0 | 0 | 0 | 1 | 1 | 0 | 2 | | | | | | | |
| 10 | WILSON, Quatarrius | | 1-2 | 0-0 | 4-8 | 1 | 4 | 5 | 1 | 6 | 1 | 1 | 0 | 23 | | | | | | | |
| 12 | MORRISON, Evan | | 1-3 | 1-2 | 0-0 | 0 | 1 | 1 | 0 | 3 | 0 | 0 | 0 | 7 | | | | | | | |
| 25 | RUSSELL, Nygal | | 4-7 | 0-1 | 4-6 | 2 | 4 | 6 | 3 | 12 | 6 | 2 | 0 | 23 | | | | | | | |
| Team | | | | | | 2 | 4 | 6 | | | | | | | | | | | | | |
| Totals | | | 25-56 | 6-22 | 18-27 | 7 | 33 | 40 | 14 | 74 | 17 | 11 | 4 | 6 | 200 | | | | | | |
| FG % 1st Half: 9-25 36.0% | | 2nd half: 16-31 51.6% | | Game: 25-56 44.6% | | 1-2 50.0% | | Game: 1-2 50.0% | | Deadball Rebounds 3 | | | | | | | | | | | |
| 3FG % 1st Half: 4-11 36.4% | | 2nd half: 2-11 18.2% | | Game: 6-22 27.3% | | | | | | | | | | | | | | | | | |
| FT % 1st Half: 8-11 72.7% | | 2nd half: 10-16 62.5% | | Game: 18-27 66.7% | | | | | | | | | | | | | | | | | |

Officials: Craig Murley, Ron Gengenbacher, Kyle Luckie
Technical fouls: Missouri Baptist-None. Southeast Missouri-None.
Attendance: 1001

| Score by periods | 1st | 2nd | Total |
|--------------------|-----|-----|-------|
| Missouri Baptist | 23 | 36 | 59 |
| Southeast Missouri | 30 | 44 | 74 |

| Points | In | Off | 2nd | Fast | Bench |
|--------|----|-----|-----|------|-------|
| MBU | 38 | 12 | 7 | 6 | 4 |
| SEMO | 34 | 9 | 7 | 6 | 35 |

GAME 14

AUSTIN PEAY 78, SOUTHEAST MISSOURI 63

January 2, 2020 • Dunn Center • Clarksville, Tenn.

Southeast Missouri 63 • 4-10, 0-1 OVC

| # | Player | Total | | 3-Ptr | | Rebounds | | PF | TP | A | TO | Blk | Stl | Min | | | | | | | |
|----------------------------|--------------------|-----------------------|-------|-------------------|------|-----------|-----|-----------------|----|---------------------|----|-----|-----|-----|-----|-----|--|--|--|--|--|
| | | FG | FGA | FG | FGA | FT | FTA | | | | | | | | Off | Def | | | | | |
| 10 | WILSON, Quatarrius | f | 2-2 | 0-0 | 0-0 | 2 | 1 | 3 | 4 | 4 | 2 | 4 | 0 | 21 | | | | | | | |
| 23 | TOLBERT, Sage | f | 3-5 | 0-0 | 2-3 | 1 | 3 | 4 | 2 | 8 | 0 | 2 | 2 | 32 | | | | | | | |
| 00 | CALDWELL, Alex | g | 5-10 | 2-5 | 0-0 | 0 | 0 | 2 | 12 | 2 | 1 | 1 | 1 | 26 | | | | | | | |
| 03 | HOGAN, Skyler | g | 3-11 | 2-6 | 3-3 | 0 | 2 | 2 | 1 | 11 | 2 | 1 | 0 | 33 | | | | | | | |
| 25 | RUSSELL, Nygal | g | 2-6 | 0-0 | 0-0 | 0 | 3 | 3 | 1 | 4 | 1 | 0 | 0 | 19 | | | | | | | |
| 01 | CUFFEE, Khalil | | 2-4 | 0-1 | 1-2 | 0 | 1 | 1 | 3 | 5 | 0 | 1 | 0 | 7 | | | | | | | |
| 02 | LOVE, Jordan | | 0-1 | 0-0 | 0-0 | 0 | 1 | 1 | 1 | 0 | 1 | 1 | 0 | 9 | | | | | | | |
| 04 | KAO, Oscar | | 1-4 | 1-3 | 0-0 | 0 | 1 | 1 | 3 | 3 | 2 | 1 | 0 | 11 | | | | | | | |
| 11 | NICHOLAS, DQ | | 4-7 | 1-2 | 2-2 | 0 | 1 | 1 | 11 | 2 | 0 | 0 | 2 | 22 | | | | | | | |
| 12 | MORRISON, Evan | | 0-0 | 0-0 | 0-0 | 0 | 0 | 0 | 0 | 0 | 0 | 0 | 0 | 2 | | | | | | | |
| 13 | GABLE, Isaiah | | 2-4 | 1-2 | 0-0 | 1 | 0 | 1 | 2 | 5 | 0 | 0 | 0 | 18 | | | | | | | |
| Team | | | | | | 2 | 2 | 4 | | | | | | | | | | | | | |
| Totals | | | 24-54 | 7-19 | 8-10 | 6 | 15 | 21 | 20 | 63 | 12 | 11 | 3 | 6 | 200 | | | | | | |
| FG % 1st Half: 8-27 29.6% | | 2nd half: 16-27 59.3% | | Game: 24-54 44.4% | | 1-2 50.0% | | Game: 1-2 50.0% | | Deadball Rebounds 0 | | | | | | | | | | | |
| 3FG % 1st Half: 3-10 30.0% | | 2nd half: 4-9 44.4% | | Game: 7-19 36.8% | | | | | | | | | | | | | | | | | |
| FT % 1st Half: 5-7 71.4% | | 2nd half: 3-3 100.0 | | Game: 8-10 80.0% | | | | | | | | | | | | | | | | | |

Austin Peay 78 • 7-7, 1-0 OVC

| # | Player | FG | Total | 3-Ptr | FG-FA | FT-FTA | Rebounds | Off | Def | TP | TP | A | TO | Blk | Stl | Min |
|----------------------------|----------------|-----------------------|-------|-------------------|-------|-------------|----------|-------------------|-----|----------|----|----|----|-----|-----|-----|
| 14 | Eli Abaev | f | 1-2 | 0-0 | 2-3 | 3 | 2 | 5 | 3 | 4 | 2 | 1 | 1 | 0 | 28 | |
| 21 | Terry Taylor | f | 8-16 | 4-7 | 2-2 | 3 | 8 | 11 | 1 | 22 | 3 | 1 | 2 | 1 | 31 | |
| 01 | Carlos Paez | g | 5-6 | 3-4 | 0-0 | 0 | 2 | 2 | 3 | 13 | 3 | 0 | 0 | 0 | 26 | |
| 04 | Antwan Butler | g | 2-7 | 0-0 | 0-0 | 1 | 2 | 3 | 4 | 6 | 2 | 0 | 1 | 0 | 24 | |
| 05 | Jordyn Adams | g | 8-12 | 3-4 | 3-7 | 1 | 5 | 6 | 1 | 22 | 3 | 4 | 1 | 1 | 31 | |
| 00 | Evan Hinson | | 1-3 | 0-1 | 2-2 | 0 | 3 | 3 | 1 | 4 | 0 | 2 | 0 | 0 | 17 | |
| 10 | Pavle Djurisic | | 1-2 | 0-1 | 2-2 | 0 | 0 | 0 | 1 | 4 | 0 | 0 | 0 | 0 | 8 | |
| 11 | Sita Conthe | | 1-4 | 1-4 | 0-0 | 0 | 2 | 2 | 1 | 3 | 0 | 0 | 0 | 0 | 10 | |
| 22 | Alec Woodard | | 0-2 | 0-1 | 2-2 | 3 | 2 | 5 | 0 | 2 | 0 | 0 | 0 | 0 | 23 | |
| 41 | Sam DeVault | | 0-1 | 0-1 | 0-0 | 0 | 0 | 0 | 0 | 0 | 0 | 0 | 0 | 0 | 2 | |
| Team | | | | | | | 4 | 0 | 4 | | | | | | | |
| Totals | | | 27-55 | 11-23 | 13-18 | 15 | 26 | 41 | 13 | 78 | 17 | 12 | 4 | 3 | 200 | |
| FG % 1st Half: 14-28 50.0% | | 2nd half: 13-27 48.1% | | Game: 27-55 49.1% | | 11-23 47.8% | | Game: 11-23 47.8% | | Deadball | | | | | | |
| 3FG % 1st Half: 6-11 54.5% | | 2nd half: 5-12 41.7% | | Game: 11-23 47.8% | | 11-23 47.8% | | Game: 11-23 47.8% | | Rebounds | | | | | | |
| FT % 1st Half: 7-11 63.6% | | 2nd half: 6-7 85.7% | | Game: 13-18 72.2% | | 13-18 72.2% | | Game: 13-18 72.2% | | 3 | | | | | | |

Officials: Jason Garretson, Kelly Davis, Kevin Mathis
Technical fouls: Southeast Missouri-None. Austin Peay-None.
Attendance: 917

2019-20 Men's Basketball. Round: 0. Austin Peay vs Southeast Mo. St.. Played at

| Score by periods | 1st | 2nd | Total |
|--------------------|-----|-----|-------|
| Southeast Missouri | 24 | 39 | 63 |
| Austin Peay | 41 | 37 | 78 |

| Points | In | Off | 2nd | Fast | Bench |
|--------|----|-----|-----|------|-------|
| SEMO | 26 | 10 | 7 | 13 | 24 |
| APSU | 30 | 14 | 18 | 10 | 13 |

GAME 15

MURRAY STATE 81, SOUTHEAST MISSOURI 59

January 4, 2020 • CFSB Center • Murray, Ky.0-pp

Southeast Missouri 59 • 4-11, 0-2 OVC

| # | Player | Total | 3-Ptr | Rebounds | | PF | TP | A | TO | Blk | Stl | Min | | | |
|--|--------------------|--------|--------|----------|------|-----|----|----|----|-----|-----|-----|---|---------------------------|-----|
| | | FG-FGA | FG-FGA | FT-FTA | Off | Def | | | | | | | | | |
| 10 | WILSON, Quatarrius | f | 4-8 | 0-0 | 2-4 | 3 | 0 | 3 | 3 | 10 | 0 | 0 | 0 | 20 | |
| 23 | TOLBERT, Sage | f | 3-5 | 0-0 | 3-6 | 3 | 2 | 5 | 3 | 9 | 0 | 1 | 1 | 23 | |
| 00 | CALDWELL, Alex | g | 8-15 | 2-6 | 0-0 | 1 | 1 | 2 | 2 | 18 | 3 | 1 | 1 | 33 | |
| 03 | HOGAN, Skyler | g | 2-6 | 1-3 | 0-0 | 1 | 5 | 6 | 3 | 5 | 0 | 1 | 0 | 29 | |
| 04 | KAO, Oscar | g | 1-6 | 0-1 | 2-2 | 0 | 2 | 2 | 3 | 4 | 1 | 0 | 0 | 18 | |
| 01 | CUFFEE, Khalil | | 0-2 | 0-2 | 0-0 | 0 | 0 | 0 | 0 | 0 | 0 | 0 | 1 | 8 | |
| 02 | LOVE, Jordan | | 0-3 | 0-0 | 0-0 | 1 | 0 | 1 | 0 | 0 | 0 | 1 | 0 | 12 | |
| 11 | NICHOLAS, DQ | | 1-5 | 0-1 | 0-0 | 1 | 0 | 2 | 2 | 2 | 1 | 2 | 1 | 26 | |
| 12 | MORRISON, Evan | | 0-0 | 0-0 | 0-0 | 0 | 0 | 0 | 0 | 0 | 0 | 0 | 0 | 2 | |
| 13 | GABLE, Isaiah | | 4-9 | 1-4 | 2-2 | 1 | 2 | 3 | 1 | 11 | 1 | 1 | 1 | 0 | 29 |
| Team | | | | | | 2 | 0 | 2 | | | | | | | |
| Totals | | | 23-59 | 4-17 | 9-14 | 13 | 12 | 25 | 17 | 59 | 6 | 7 | 5 | 3 | 200 |
| FG % 1st Half: 13-29 44.8% 2nd half: 10-30 33.3% Game: 23-59 39.0% | | | | | | | | | | | | | | Deadball Rebounds 1 | |
| 3FG % 1st Half: 3-5 60.0% 2nd half: 2-5 40.0% Game: 3-12 25.0% | | | | | | | | | | | | | | | |
| FT % 1st Half: 5-9 55.6% 2nd half: 4-7 57.1% Game: 9-14 64.3% | | | | | | | | | | | | | | | |