

YOUR REDHAWKS

2019 SOUTHEAST MISSOURI FOOTBALL

GAME

2



Gameday Coverage

Radio:  Erik Sean

Video: MSUBobcats.com (subscription)

Live Stats: MSUBobcats.com

Twitter: @SEMOfootball

#12 SOUTHEAST MISSOURI (1-0) AT #13 MONTANA STATE (0-1)

Date Saturday, September 7, 2019
Kickoff 7 p.m., CT
Location Bozeman, Mont.
Stadium Bobcat Stadium (17,777)
Surface Field Turf
Weather Forecast Partly Cloudy, 74°
Series History First Meeting
Head Coaches Tom Matukewicz (26-34 overall;
 25-34 at SEMO; 18-21 OVC).
 Jeff Choate (17-19 overall; 17-19 at MSU).

Last 10 Meetings


First Meeting

Strategic Communications

Jeff Honza
 Assistant Director of Athletics
Phone: (573) 651-2933
Email: redhawk1@me.com

#LETSSOAR

2019 SCHEDULE/RESULTS

AUGUST 29
 Southern Illinois W, 44-26 99.3 FM
Black Out/War for the Wheel **ESPN+**

SEPTEMBER 7
 at #13 Montana State 7 p.m., CT 99.3 FM

SEPTEMBER 14
 at Missouri 6:30 p.m., CT 99.3 FM


SEPTEMBER 21
 West Virginia State 1 p.m., CT 99.3 FM
ESPN+


OCTOBER 5
 Tennessee Tech* 6 p.m., CT 99.3 FM
Family Weekend **ESPN+**


OCTOBER 12
 at Austin Peay* 2 p.m., CT 99.3 FM
ESPN+


OCTOBER 19
 at #6 Jacksonville State* 3 p.m., CT 99.3 FM
ESPN 3

OCTOBER 26
 UT Martin* 1 p.m., CT 99.3 FM
Homecoming **ESPN+**

NOVEMBER 2
 at Tennessee State* 2 p.m., CT 99.3 FM
ESPN 3

NOVEMBER 9
 Eastern Kentucky* 1 p.m., CT 99.3 FM
ESPN 3

NOVEMBER 16
 at Eastern Illinois* Noon, CT 99.3 FM
ESPN+

NOVEMBER 23
 Murray State* 1 p.m., CT 99.3 FM
Senior Day **ESPN+**

■ Home Game * Ohio Valley Conference Game

Redhawks Head Northwest

#12 Southeast Missouri (1-0) travels northwest to face #13 Montana State (0-1) Saturday. Kickoff is set for 7 p.m., CT, at Bobcat Stadium.

Follow the Redhawks

Fans can listen to Saturday's game live on the radio at Real Rock 99.3 FM. Erik Sean will call the action. Video and live stats can be accessed at MSUBobcats.com. Twitter updates provided @SEMOFootball.

Against Ranked FCS Teams

#13 Montana State is one of two ranked Football Championship Subdivision opponents on Southeast Missouri's schedule. SEMO is 7-25 in its last 32 meetings with ranked FCS programs. Despite that record, the Redhawks have won in three of their last six games against ranked FCS teams.

Brickyard Game

Every time Southeast Missouri beats a ranked opponent, the score and date of that victory are laid to rest in the "Brickyard" (a wall that commemorates all of those wins in the Redhawks locker room). SEMO has a total of eight wins against ranked Football Championship Subdivision teams in its program history. Five of those victories have come under Tom Matukewicz and are the most of any SEMO head coach.

On the Road

Southeast Missouri has dropped 13 of its last 14 meetings against ranked Football Championship Subdivision teams on the road. The Redhawks only road win in that span

THIS IS SEMO

Southeast Missouri or **SEMO** is the preferred reference for Southeast Missouri State University athletic teams. Southeastern Missouri State is not an acceptable reference.



came at then-#5 Southern Illinois (24-21) on Sept. 18, 2010.

Night Games

Southeast Missouri's 7 p.m. kickoff at #14 Montana State will be its latest in the Central Time Zone this season. Saturday marks the second of four night games the Redhawks have in 2019.

Against the Big Sky Conference

The Redhawks face Montana State for the first time in 2019. Saturday's game marks Southeast Missouri's third matchup with a Big Sky Conference opponent. SEMO is 0-2 all-time in such contests. Each of the three Big Sky opponents were ranked at the time they faced the Redhawks. Here are those results:

12/4/10	at #1 Eastern Wash.*	L, 17-37
12/1/18	at #3 Weber State*	L, 23-48
9/7/19	at #13 Montana State	--

* NCAA Playoffs



2019 SOUTHEAST MISSOURI FOOTBALL NOTES / MONTANA STATE GAME

Season-Opening Victory

Southeast Missouri snapped a four-game losing streak in season-openers when it beat Southern Illinois, 44-26, on Aug. 29. SEMO improved to 10-19 all-time in season-openers during its NCAA Division I era (since 1991). The Redhawks opened a season on a Thursday for the 11th time.

Santacaterina Goes Over 3,000

Passing Yards

Redshirt-senior quarterback Daniel Santacaterina went over 3,000 passing yards in his Southeast Missouri career in the Redhawks season-opening win over Southern Illinois (Aug. 29). Santacaterina completed 14-of-24 passes for 248 yards and a touchdown, and ran for two more scores. He improved to 10-4 as SEMO's starting quarterback. Santacaterina has thrown a touchdown pass in 13 of his 14 starts and now has 3,092 passing yards in his career.

Welcome to Division I Football

A total of 15 players saw their first NCAA Division I football action against Southern Illinois (Aug. 29). Ja'Chai Baker, Jalen Bethany, Terry Cook, Jontae Dobson, Jordan Foster, Andrew Graves, Robert Hatchett III, Adam Krause, Mike Matthews, Rasean McCauley, Brandon Mincey, Dane Nelson, Alex Parades, Joe Pyle and Jaden Rosenthal formed that group. Baker, Rosenthal, Nate Korte and Tyler Ford each made their first career start on the offensive line, as well.

Big Game Hall

Reigning Football Championship Subdivision and Ohio Valley Conference Defensive Player of the Year Zach Hall opened the season with 19 tackles against Southern Illinois (Aug. 29). Hall notched at least 19 tackles in a season-opener for the second year in a row. He finished with a career-high 22 tackles in the Redhawks 2018 season-opener at Arkansas State. Hall had seven solo stops and assisted on 12 other tackles and collected 15 first-half tackles against the Salukis. He also added two tackles for loss and a sack. It was Hall's 16th double-digit tackle game of his career.

Hall Clears 300 Tackles

Zach Hall went over 300 tackles in his career following his big performance against Southern Illinois (Aug. 29). Hall became the ninth player in Southeast Missouri history to get over 300 career tackles. He ranks ninth all-time on the school's all-time career tackles list with 302 total tackles.

123 To Go

Zach Hall is on pace to break Southeast Missouri's all-time career tackles record. Hall, who broke the school's single-season record with 168 tackles last season, is 123 away. Robert Haggerty (1993-96) presently holds the all-time career record with 424 stops. Hall has 302 tackles.

Balanced Effort

Southeast Missouri began the 2019 season with 281 rushing yards, its most in a season-opener in five years. Running backs Zion Custis (78), Geno Hess (77) and Mark Robinson (72) all rushed for over 70 yards and a touchdown. Hess scored the first touchdown of his career on a 1-yard run with 10:41 left to play in the fourth quarter. The 281 rushing yards were SEMO's most in a game since the Redhawks had 352 at Southern Illinois on Sept. 15, 2018.

Home Winning Streak

The Redhawks are on an eight-game winning streak at Houck Field. Southeast Missouri went undefeated at 6-0 in Cape Girardeau a year ago and won its season-finale at home in 2017 before starting this year with a 44-26 home-opening victory over Southern Illinois (Aug. 29). It is currently the longest home winning streak in the Ohio Valley Conference.

Games With a Catch

Senior wide receiver Kristian Wilkerson has caught a pass in 16 consecutive games. Wilkerson had six receptions for 146 yards and a touchdown against Southern Illinois (Aug. 29). He finished with over 100 receiving yards in a game for the seventh time in his career.

2019 Statistics

SEMO	MSU
1-0	Overall Record.....0-1
0-0	Conference Record.....0-0
1-0	Home Record.....0-0
0-0	Road (Neutral) Record.....0-1
12/13	National Ranking.....13/19
44.0	Points/Game.....10.0
26.0	Points Allowed/Game.....45.0
529.0	Total Offense/Game.....289.0
387.0	Total Defense/Game.....691.0
281.0	Rushing Yards/Game.....127.0
170.0	Rushing Defense/Game.....255.0
5	Rushing Touchdowns.....0
4	Rushing TDs Allowed.....4
248.0	Passing Yards/Game.....162.0
217.0	Passing Defense/Game.....436.0
1	Passing Touchdowns.....1
0	Passing TDs Allowed.....2
17.0	Kickoff Return Average.....13.0
18.5	Punt Return Average.....0.0
1-0	Fumbles-Lost.....0-0
81.0	Penalty Yards/Game.....15.0
37.7	Net Yards Per Punt.....51.4
31:36	TOP/Game.....29:19
6-13/46%	3rd-Down Conversion.....2-16/12.5%
1-1/100%	4th-Down Conversion.....1-2/50%

AFCA FCS Coaches and STATS Media Polls (Sept. 2, 2019)

AFCA FCS Coaches	STATS
1. North Dakota State	1. North Dakota State
2. James Madison	2. James Madison
3. South Dakota State	3. South Dakota State
4. UC Davis	4. Eastern Washington
5. Eastern Washington	5. UC Davis
6. Maine	6. Maine
7. Kennesaw State	7. Weber State
8. Weber State	8. Towson
9. Towson	9. Kennesaw State
10. Nicholls	10. Nicholls
11. Furman	11. Northern Iowa
12. Northern Iowa	12. Southeast Missouri
13. Southeast Missouri	13. Montana State
14. North Carolina A&T	14. Indiana State
15. Indiana State	15. North Carolina A&T
16. Illinois State	16. Illinois State
17. Jacksonville State	17. Furman
18. Central Arkansas	18. Jacksonville State
19. Montana State	19. Wofford
20. Wofford	20. Central Arkansas
21. Delaware	21. Delaware
22. Sam Houston State	22. Montana
23. Montana	23. Southeastern Louisiana
24. Colgate	24. Villanova
25. Princeton	25. Sam Houston State



2019 SOUTHEAST MISSOURI FOOTBALL NOTES / MONTANA STATE GAME

Ranked Redhawks

Southeast Missouri enters the week ranked 12th in the STATS Media and 13th in the American Football Coaches Association (AFCA) FCS Coaches Polls. SEMO finished the 2018 season ranked 15th (STATS) and 16th (Coaches) in those final polls. Here are the Redhawks rankings this season:

Preseason

Athlon Sports	#19 (June 4)
Street & Smith's	#22 (July 9)
STATS Media	#17 (Aug. 5)
AFCA FCS Coaches	#18 (Aug. 19)

STATS Media Coaches

8/26/19	#17	#18
9/2/19	#12	#13

Matukewicz vs. Ranked Opponents

Southeast Missouri head coach Tom Matukewicz is 5-9 all-time against ranked Football Championship Subdivision opponents. Matukewicz's five wins came against #3 Southeastern Louisiana (2014), #20 Tennessee State (2014), #13 Eastern Illinois (2016), #4 Jacksonville State (2018) and #15 Stony Brook (2018). The Redhawks wrecked JSU's 36-game winning streak in Ohio Valley Conference play when they upended the Gamecocks last season.

Rock Solid Defense

Southeast Missouri, which has all but one starter back on defense, led the Football Championship Subdivision in turnover margin (+1.85), turnovers gained (36) and interceptions (23) in 2018. The 2018 defense also scored five touchdowns which rated third in the FCS. Linebacker Zach Hall broke the school's all-time single-season record with 168 tackles. SEMO outscored its opponent 144-40 (+104) in points off turnovers during the 2018 campaign as well. In the time Bryce Saia has been defensive coordinator, SEMO has finished among the top two in the Ohio Valley Conference in either red zone defense, sacks, turnover margin, third down defense or interceptions.

Let's Do This

Coming off a historic 2018 campaign that resulted in a 9-4 overall record, second-place finish in the Ohio Valley Conference and just its second NCAA Playoff appearance, Southeast Missouri has the pieces in place to put together another winning season. No SEMO football team has posted back-to-back winning seasons during the school's NCAA Division I history. In fact, the Redhawks have just four winning seasons since moving to Division I in 1991 and each came eight years apart (1994, 2002, 2010, 2018). SEMO last completed back-to-back winning seasons in 1989 (7-4) and 1990 (7-3).

Senior Class

The Redhawks senior class, which consists of 20 players, has won a total of 16 games since 2016, the second-most by any senior class during the school's NCAA Division I era. The 2010 class is presently the winningest group of seniors with 18 victories (2007-2010).

Preseason Honors Pile Up for Hall

Senior inside linebacker Zach Hall, the reigning Buck Buchanan National and Ohio Valley Conference Defensive Player of the Year, has collected numerous awards this preseason. Hall was voted the OVC Preseason Defensive Player of the Year and landed a spot on five different FCS Preseason All-America teams, including HERO Sports, Lindy's Sports, Athlon Sports, STATS and Phil Steele. Draft Scout has rated Hall the 16th-best small-school pro prospect.

More Preseason Accolades

Southeast Missouri had an Ohio Valley Conference high six Preseason All-Conference selections. Quarterback Daniel Santacaterina, wide receiver Kristian Wilkerson, defensive tackle Clarence Thornton, outside linebacker Justin Swift, defensive back Bydarrius Knighten and inside linebacker Zach Hall formed that group. Wilkerson (Phil Steele, STATS) and Swift (Phil Steele) claimed Preseason All-America honors, as well.

2019 OVC Football Standings

	Conference	Overall
Austin Peay	0-0	1-0
Eastern Kentucky	0-0	1-0
Murray State	0-0	1-0
Southeast Missouri	0-0	1-0
Tennessee State	0-0	1-0
Tennessee Tech	0-0	1-0
UT Martin	0-0	1-0
Eastern Illinois	0-0	0-1
Jacksonville State	0-0	0-1

This Week's Schedule

Saturday, September 7

Tennessee Tech at Miami (Ohio), 1:30 p.m., CT
Central Arkansas at Austin Peay, 2 p.m., CT
Eastern Illinois at Indiana, 2:30 p.m., CT
Murray State at Georgia, 3 p.m., CT
Eastern Kentucky at Louisville, 6 p.m., CT
Chattanooga at Jacksonville State, 6 p.m., CT
Tennessee State at Middle Tennessee, 6 p.m., CT
UT Martin at Florida, 6:30 p.m., CT
Southeast Missouri at Montana State, 7 p.m., CT

Last Week's Results

Thursday, August 29

Chattanooga 24, Eastern Illinois 10
Murray State 59, Pikeville 20
Eastern Kentucky 53, Valparaiso 7
UT Martin 42, Northwestern State 20
#17 Southeast Missouri 44, Southern Illinois 26
Southeastern La. 35, #6 Jacksonville State 14

Saturday, August 31

Tennessee Tech 59, Samford 58 ^{20T}
Tennessee State 26, Mississippi Valley State 20

2019 OVC Preseason Poll

(Selected by OVC Head Football Coaches
& Communications Directors)

Jacksonville State (14 first-place votes), 126 pts.
Southeast Missouri (4 first-place votes), 115 pts.
Eastern Kentucky, 98 pts.
Austin Peay, 70 pts.
Murray State, 61 pts.
Tennessee State, 61 pts.
UT Martin, 60 pts.
Eastern Illinois, 35 pts.
Tennessee Tech, 22 pts.



2019 SOUTHEAST MISSOURI FOOTBALL NOTES / MONTANA STATE GAME

2019 Honors & Awards

Athlon Sports Preseason All-American
Zach Hall, ILB

HERO Sports Preseason All-American
Zach Hall, ILB (First-Team)

Lindy's Sports Preseason All-American
Zach Hall, ILB (First-Team)

Phil Steele Preseason All-American
Zach Hall, ILB (First-Team)
Kristian Wilkerson, WR (Fourth-Team)
Justin Swift, OLB (Fourth-Team)

STATS Preseason All-American
Zach Hall, ILB (First-Team)
Kristian Wilkerson, WR (Third-Team)

Street & Smith's Preseason All-American
Zach Hall, ILB

Preseason OVC Defensive Player of the Year
Zach Hall, ILB

Preseason All-OVC
Zach Hall, ILB
Daniel Santacaterina, QB
Justin Swift, OLB
Clarence Thornton, DT
Bydarrus Knighten, DB
Kristian Wilkerson, WR

Buck Buchanan Award Watch List
Zach Hall, ILB

College Football Performance Awards (CFPA)
FCS National Performer of the Year Watch List
Daniel Santacaterina, QB

College Sports Madness National FCS
Defensive Player of the Week
Zach Hall, ILB, Sept. 2

The Chase is On

Redshirt-senior quarterback Daniel Santacaterina is 17 touchdown passes away from breaking Southeast Missouri's all-time career record. Santacaterina threw for 29 touchdowns as SEMO's starting signal-caller, second-most in a season in school history. Jeff Brown (1983-87) presently holds the all-time career record with 45 passing touchdowns.

Wilkerson Closes In

Redshirt-senior wide receiver Kristian Wilkerson is in position to break three of Southeast Missouri's all-time career records. Wilkerson needs 28 catches to get the record in pass receptions, 208 yards to establish the new mark in receiving yardage and six touchdowns to become the school's all-time career leader in receiving TDs. He currently ranks fourth in pass receptions (154), fourth in receiving yardage (2,336) and third in receiving touchdowns (24). Darrell Philon (181, 1988-91) holds the record in pass receptions, Willie Ponder (2,543, 2001-02) holds the record in receiving yardage and Paul McRoberts (29, 2012-15) has the record in receiving touchdowns.

Returning Starters

The Redhawks return 15 starters, including five on offense and 10 on defense. Daniel Santacaterina (QB), Kristian Wilkerson (WR), Zack Smith (WR), Austin Crump (TE) and Elijah Swehla (LG) are the returning starters on offense. Defensively, Zach Hall (ILB), Omardrick Douglas (OLB), DJ Freeman (CB), Bydarrus Knighten (SS), Daterraion Richardson (NT), Justin Swift (OLB), Clarence Thornton (DT), Al Young (CB), Taj Jenkins (FS) and Ryan Ochoa (DT) are back. Santacaterina (First-Team), Hall (First-Team), Knighten (First-Team), Thornton (Second-Team), Swift (Second-Team) and Wilkerson (Second-Team) each earned All-Ohio Valley Conference honors in 2018.

New Offensive Line

Junior college transfers Ja'Chai Baker (Iowa Western CC), Dane Nelson (Ventura College) and Jaden Rosenthal (Butler CC), and redshirt freshman Nate Korte will make their first

career starts on Southeast Missouri's offensive line against Southern Illinois. Baker will start at left tackle, Nelson will start at center, Rosenthal will be at right guard and Korte will start at right tackle. Senior Elijah Swehla is the only returning starter on the offensive line at left guard. Swehla started all 13 games there last season.

Ball Security

Southeast Missouri lost only one fumble in 2018, the fewest in the Football Championship Subdivision and Ohio Valley Conference. The Redhawks fumbled the ball just seven times on a single-season school record 891 plays. SEMO has not lost a fumble in 10-straight games and 14 of its last 15 contests.

Racking Up Sacks

Southeast Missouri led the Ohio Valley Conference in sacks each of the last two seasons. The Redhawks finished with 29 sacks in 2018. SEMO has accumulated 129 sacks for an average of 25.8 per season under head coach Tom Matukewicz. The Redhawks twice finished a season with over 30 sacks (31 in 2015; 37 in 2017) during that span. Matukewicz's 2017 (2nd) and 2015 (4th) teams are among the school's top four single-season leaders in sacks.

About #13 Montana State

Montana State is one of only two NCAA Division I schools in the state of Montana. MSU, a member of the Big Sky Conference, is off to a 0-1 start this young season after falling, 45-10, at Football Bowl Subdivision Texas Tech on Aug. 31. Isaiah Ifanse ran for 77 yards and Casey Bauman threw for 120 yards and a touchdown in the Bobcats season-opener. MSU is coached by Jeff Choate. The Bobcats were 8-5 overall and advanced to the second round of the NCAA FCS Playoffs in 2018.

Record Year for the Offense

Southeast Missouri's offense broke four single-season school records in 2018. In his first year as offensive coordinator, former SEMO quarterback Jeromy McDowell installed an up-tempo offense that established new



2019 SOUTHEAST MISSOURI FOOTBALL NOTES / MONTANA STATE GAME

records in points scored (482), points per game (37.1), touchdowns (63) and total plays. The Redhawks also had All-American and Ohio Valley Conference Offensive Player of the Year Marquis Terry who rushed for 2,305 yards and 21 touchdowns in two years as SEMO's starting tailback. The Redhawks have five starters back from that offense.

Something Special

Special teams wise, Southeast Missouri returns its punter (Jake Reynolds), kicker (Kendrick Tiller), long snapper (Camden Boyle) and top punt returner (Zack Smith) from last season. In 2018, SEMO held opponents under their net punt average in 10 of 13 games. The Redhawks ranked first in the Ohio Valley Conference in punt return average (13.0 ypr), second in net punting average (36.9 ypp) and third in kickoff return average (22.6 ypr). SEMO also blocked a total of six kicks. HERO Sports rated SEMO No. 2 in combined special teams.

Hall on Senior Bowl's 2020 Watch List

Southeast Missouri linebacker Zach Hall is on the Senior Bowl's 2020 Watch List that includes athletes from nearly every level of college football. These are the players who are looking to fill the 110 roster spots that form the North and South squads for the nation's premier all-star game. A player not on the initial list can be added to the watch list during the season and be invited to the 2020 game. If Hall participates, he will become only the second SEMO player to play in a Senior Bowl. Wide receiver Paul McRoberts was a member of the South team in the 2016 Senior Bowl. McRoberts scored a touchdown on a 5-yard pass from former Mississippi State and current Dallas Cowboys quarterback Dak Prescott in that game.

Crump Out

The Redhawks will be without their starting tight end Austin Crump for the non-conference portion of their 2019 season. Crump, who caught the game-winning touchdown pass with 25 seconds left against Southern Illinois a year ago, tore his pectoral muscle weightlifting prior to the start of

Southeast Missouri's preseason camp. He is expected to return for Ohio Valley Conference play in October.

Redhawks Second in OVC Preseason Poll

Southeast Missouri, which tallied 115 points and secured four first-place votes, was picked second in the 2019 Ohio Valley Conference Predicted Order of Finish that is selected by the league's Head Football Coaches and Communication Directors. For the sixth-straight year and eighth time in the past 10 years, Jacksonville State was selected the preseason favorite. The Gamecocks topped the poll with 126 points and 14 first-place nods. JSU quarterback Zerrick Cooper was tabbed the Preseason OVC Offensive Player of the Year. SEMO wrecked the Gamecocks 36-game conference winning streak last season. Eastern Kentucky (98 points), Austin Peay (70 points), Murray State (61 points), Tennessee State (61 points), UT Martin (60 points), Eastern Illinois (35 points) and Tennessee Tech (22 points) completed the poll.

2019 Schedule

Southeast Missouri shifts to a 12-game schedule with six matchups at Houck Field this 2019 season. SEMO kicks off its 115th football campaign against longstanding rival Southern Illinois in the "War for the Wheel" on Aug. 29. This year marks the 87th meeting between the schools which are located just 45 miles apart. The wheel currently resides in Cape Girardeau after the Redhawks beat the Salukis, 48-44, on a game-winning touchdown with 25 seconds left in Carbondale a year ago. SEMO leads the all-time series (41-37-8) that goes all the way back to 1909 and is the oldest in each school's history. The Redhawks will make a flight out to Bozeman, Montana for its first-ever matchup with Montana State (Sept. 7) during week two. MSU advanced to the FCS Playoffs for the first time since 2014 and ninth time in school history in 2018. The Bobcats finished the season at 7-4 overall and were one of four Big Sky Conference teams in the playoffs. SEMO remains on the road to face Football Bowl Subdivision and Southeastern Conference member Missouri (Sept. 14). This year marks the fourth meeting between the schools. The

Houck Field Information

Photographers

Please observe NCAA regulations and shoot from the designated areas. Photographers are not permitted to stand between the 25-yard lines and must display their credentials at all times.

Gameday Parking

There is no media parking at Houck Field. Radio and television affiliates should contact the Southeast Missouri Strategic Communications Office for unloading information.

Postgame Procedure

The Southeast Missouri Strategic Communications staff will make requested student-athletes available to the media at the conclusion of each game. Coach Matukewicz's first postgame responsibility after meeting with the team is his live radio show. Matukewicz and selected student-athletes will address the media in the Houck Field House conference room. For interviews with opposing coaches and players, please make arrangements with the visiting Sports Information Director before the end of the game.

Press Box

Press facilities are in the Houck Field press box located on the top of the south side of the stadium. The press box is a two-level facility, so please use caution when walking up and down the stairs.

Gameday Information

Game notes, rosters, statistics and other information is available for the media in the Houck Field press box on gamedays. Weekly releases will be published online at GoSoutheast.com as early as Monday during game weeks.

Phone Lines

One phone line will be provided to the visiting team's official radio station courtesy of the Redhawks Radio Network. If additional phone lines are needed, they must be secured by calling (573) 651-2275 at least one week in advance.

Wireless Internet

The Houck Field Press Box is equipped with wireless internet. Please see a member of the Southeast Strategic Communications staff for login credentials.

StatBroadcast Live

StatBroadcast Live is the official live statistics platform of Southeast Athletics. Live stats for all of the Redhawks home games can be accessed online at GoSoutheast.com. StatBroadcast Live is available on all mobile devices.



2019 SOUTHEAST MISSOURI FOOTBALL NOTES / MONTANA STATE GAME

Redhawks and Tigers last faced each other on Sept. 5, 2015, Tom Matukewicz's second season as SEMO's head coach. The Redhawks close out their four-game non-conference slate at home against NCAA Division II West Virginia State (Sept. 21) during Family Weekend. SEMO is 4-1 all-time in Family Weekend games under Matukewicz. SEMO will have a week off before opening Ohio Valley Conference play at home against Tennessee Tech (Oct. 5). This is the sixth-straight season the Redhawks will take on the Golden Eagles after their bye week. The remainder of SEMO's home OVC opponents include UT Martin (Homecoming, Oct. 26), Eastern Kentucky (Nov. 9) and rival Murray State (Nov. 23). SEMO went undefeated with a 6-0 record at Houck Field in 2018 and carries a seven-game home winning streak into this season. SEMO's road portion of conference play involves trips to Austin Peay (Oct. 12), Jacksonville State (Oct. 19), Tennessee State (Nov. 2) and Eastern Illinois (Nov. 16). The Redhawks upended then-#4 Jacksonville State with a dominating 37-14 win a year ago, wrecking the Gamecocks 36-game winning streak in OVC games. JSU was the OVC's regular-season champion and clinched the league's automatic berth to the FCS Playoffs in 2018. The Redhawks are coming off an historic 2018 season that culminated in a 9-4 overall record, second-place OVC finish (6-2) and NCAA FCS Playoff appearance (second in school history). SEMO ended the 2018 campaign ranked #15 in the STATS Media and #16 in the AFCA Coaches FCS Polls.

Season 115

The 2019 campaign is Southeast Missouri's 115th season of college football. The Redhawks enter their 29th season at the NCAA Division I Football Championship Subdivision level. SEMO joined the FCS in 1991 and is 114-204 with one Ohio Valley Conference title (2010) and two NCAA Playoff appearances (2010, 2018) as a D-I program.

Scoring Streak

The Redhawks presently have the second-longest scoring streak in the Ohio Valley Conference. Southeast Missouri has scored in 91-consecutive games and ranks behind Murray State (153) in that category. The last time the Redhawks were shutout in a game was at Purdue (59-0) on Sept. 17, 2011.

Happy 150th Anniversary

This year marks the 150th anniversary of college football (CFB150). CFB150 is a year-long celebration at all levels to commemorate the first college football game, which was played on November 6, 1869. All teams across the country will wear special patches on their uniforms to honor the 150th Anniversary of college football.

Redhawks in the NFL

Currently, three former Southeast Missouri players are on NFL rosters, including offensive lineman Drew Forbes (Cleveland Browns), cornerback Mike Ford (Detroit Lions) and outside linebacker Aaron Adeoye (Baltimore Ravens). Forbes, a sixth-round selection and the 189th pick in the 2019 NFL Draft, was SEMO's second-highest draft pick in program history.



MEDIA INFORMATION

Redhawks Radio Network

All Redhawk football games will be broadcast live on the radio at Real Rock 99.3 FM and online at GoSoutheast.com. Erik Sean returns for his 20th year as the "Voice of the Redhawks." Sean is the Director of Sports Operations for Mississippi River Radio's eight radio stations in Cape Girardeau. He is an 11-time winner of the Missouri Broadcasters Association's Play-by-Play Award and three-time winner of the MBA's Sports Award. Sean will be assisted by former Southeast quarterback Rick Wieser (color analyst) and KZIM/KGIR sports anchor and reporter Rusty Hendricks (sideline) at all home games.

Radio Network Affiliates

Real Rock 99.3 FM (KCGQ)
Cape Girardeau, Mo.

ESPN 1220 AM (KGIR)
Cape Girardeau, Mo.

ESPN 1470 (KMAL)
Malden, Mo.

OVC Teleconferences

All Ohio Valley Conference head coaches will participate in a weekly teleconference, which will take place on Tuesday mornings at 10 a.m., CT, beginning Aug. 27. Southeast Missouri head coach Tom Matukewicz will be on the call at 10:14 a.m. each week. To access the teleconference, dial **(615) 280-8014** and enter participant passcode **781148**.

Credentials

Credentials are required for entrance to the press box or access to the field (for photographers). To request season or single-game credentials, please contact the Southeast Missouri Strategic Communications Office by phone at (573) 651-2933 or email at jhonza@semo.edu. Credentials can be picked up at the ticket booth on the south side of Houck Field.

Game Week Media Schedule

September

2 Monday	3 Tuesday	4 Wednesday	5 Thursday	6 Friday
Noon-1 p.m. Radio Show Wings Etc. (Cape Girardeau)	10 a.m. OVC Teleconference Requested Interviews after Practice (5:30 p.m. at Rosengarten)	Requested Interviews after Practice (5:30 p.m. at Rosengarten)	No media availability	No media availability

Radio Show

Southeast Missouri's football radio show is every Monday at Wings Etc., beginning Aug. 26. A total of 13 shows are on this year's schedule, including nine in Cape Girardeau (3047 William Street) and four in Jackson (2003 East Jackson Blvd.). Erik Sean will host the radio show which airs live on ESPN 1220 AM and 1470 AM each week. Fans can also watch every radio show live online.

Radio Show Schedule

Aug. 26 - Wings Etc. (Cape Girardeau)
Sept. 2 - Wings Etc. (Cape Girardeau)
Sept. 9 - Wings Etc. (Jackson)
Sept. 16 - Wings Etc. (Cape Girardeau)
Sept. 23 - Wings Etc. (Cape Girardeau)
Sept. 30 - Wings Etc. (Jackson)
Oct. 7 - Wings Etc. (Cape Girardeau)
Oct. 14 - Wings Etc. (Cape Girardeau)
Oct. 21 - Wings Etc. (Jackson)
Oct. 28 - Wings Etc. (Cape Girardeau)
Nov. 4 - Wings Etc. (Cape Girardeau)
Nov. 11 - Wings Etc. (Jackson)
Nov. 18 - Wings Etc. (Cape Girardeau)

ESPN+

The Ohio Valley Conference and ESPN reached an extension of their media rights agreement, which includes a minimum of 600 conference events on ESPN+, the recently launched multi-sport, direct-to-consumer subscription streaming service from The Walt Disney Company Direct-to-Consumer & International segment and ESPN. All of Southeast Missouri's home and OVC games air live on ESPN+. ESPN+ is the first-ever multi-sport, direct-to-consumer subscription streaming service from The Walt Disney Company's Direct-to-Consumer and International division in partnership with ESPN. It offers fans thousands of additional live events, on-demand content and original programming not available on ESPN's linear TV or digital networks. ESPN+ is an integrated part of the completely redesigned ESPN App. Already the leading sports app, the new ESPN App is the premier all-in-one digital sports platform for fans across mobile and tv-connected devices. ESPN+ is also available through ESPN.com.



HEAD COACH TOM MATUKEWICZ



- Head Coach
- Sixth Year
- Fort Hays State, 1997

TOM MATUKEWICZ

Attitude, Effort, Passion and Discipline are the cornerstones of Tom Matukewicz's process-driven Southeast Missouri football program.

Matukewicz enters his sixth year as the Redhawks head coach in 2019. Matukewicz has guided his teams to five wins over nationally-ranked Football Championship Subdivision opponents, the most of any head coach in program history.

In 2018, SEMO put together a historic season with Matukewicz leading the Redhawks to a 9-4 overall record, a second-place finish in the Ohio Valley Conference and only the school's second NCAA Football Championship Subdivision Playoff berth.

SEMO posted its fourth winning season during its NCAA Division I era and its first in eight years. The Redhawks also knocked off two ranked opponents, shattered OVC foe Jacksonville State's 36-game winning streak in conference play and posted their first postseason victory when they upended #15 Stony Brook in the first round of the NCAA Playoffs.

The Redhawks nearly swept the league's specialty awards as Matukewicz was named OVC Coach of the Year, linebacker Zach Hall was tabbed Defensive Player of the Year and running back Marquis Terry claimed Offensive Player of the Year.

SEMO finished the 2018 campaign ranked 15th and 16th in the final STATS and FCS Coaches Polls, respectively.

Statistically, the Redhawks led the FCS in turnover margin (+1.85), turnovers gained (36), interceptions (23), blocked punts allowed (0) and fumbles lost (1). SEMO also led the OVC in 13 different categories.

Along the way, SEMO broke six single-season school records, including points scored (482), points per game (37.1), touchdowns (63), total plays (891) and all-purpose yards (7,094).

Six players earned All-America recognition. Hall, who became SEMO's first player to win the Buck Buchanan National Defensive Player of the Year award, was named to eight All-America teams alone. Forbes, Terry, Bydarrius Knighten, DJ Freeman and Zion Custis were the Redhawks other All-America

honorees.

Nine individuals garnered All-OVC accolades. Daniel Santacaterina, Terry, Forbes, Hall and Knighten were first-team selections, while Clarence Thornton, Justin Swift, Kristian Wilkerson and Lucas Orchard were second-team picks.

SEMO went a perfect 6-0 at home and heads into the 2019 season on a seven-game winning streak at Houck Field.

Following the 2018 campaign, Matukewicz received a contract extension through Jan. 31, 2023.

"Coach Matukewicz has a special ability to develop young men both on and off the field, said Director of Athletics Brady Barke. "He is building a championship caliber football program, and we have a great opportunity to build upon our recent success. We have seen firsthand the positive impact that a successful football program can have on our University and community and I'm excited to have him lead our program into the future."

SEMO led the OVC and ranked sixth in the FCS with 37 sacks in 2017. The Redhawks also ranked among the top four teams in the league in scoring defense (21.8 ppg allowed), rushing offense (4th, 137.7 ypg), kickoff returns (3rd, 22.8 ypr), punt return average (3rd, 10.1 ypr), sacks allowed (3rd, 14), fourth-down conversions (3rd, 50 pct.), turnover margin (2nd, +3) and red zone defense (4th, 75 pct.).

Four Redhawks, including

Kendall Donnerson (first-team), Terry (first-team), Hall (second-team) and Forbes (second-team) garnered All-OVC accolades. Donnerson was later drafted by the Green Bay Packers, becoming the first SEMO player to be drafted in 14 years.

In 2016, Southeast lost four games by a combined 12 points en route to finishing with an overall record of 3-8.

The Redhawks ranked third in the OVC in both scoring defense (24.4 ppg allowed) and rushing defense (138.5 ypg allowed), and boasted the league's second-best red zone defense. Five Redhawks, including Chad Meredith (first-team), Alex Knight (first-team), Cameron Sanders (first-team), Will Young (second-team) and Jesse Hosket (all-newcomer) earned All-OVC honors.

SEMO completed its 2015 campaign ranked among the top three teams in the OVC in rushing offense (2nd, 182.9 ypg), kickoff returns (20.6 ypr), punt return average (3rd, 9.6 ypr), kickoff coverage (2nd, 40.6 net avg.), sacks (2nd, 31), fourth down conversions (2nd, 60 pct.) and turnover margin (1st, +10). The Redhawks 31 sacks were third-most in a season. In addition, SEMO led the league in turnover margin after ranking last in that category the year before. The Redhawks faced four ranked teams and lost four games by a combined 14 points last season, as well.

Individually, Dante Vandeven,



HEAD COACH TOM MATUKIEWICZ

Tremaine McCullough, Paul McRoberts, Garret Baker, Mike Ford, Knight and Roper Garrett earned All-OVC honors in 2015.

Vandeven was the league's Freshman of the Year, McCullough and McRoberts were first-team selections and Baker, Garrett, Knight and Ford were second-team picks. Vandeven, McCullough, Baker, Garrett, Knight and Ford are back this year.

McRoberts went on to sign as an undrafted free agent with the Los Angeles Rams and was then signed to the team's active roster on Dec. 23, 2016. McRoberts is now on the practice squad for the Canadian Football League's Saskatchewan Roughriders.

Three others who played under Matukewicz at SEMO are also in the professional football ranks. Donnerson (Green Bay), Mike Ford (Detroit) and Forbes (Cleveland) are on active NFL rosters. Forbes was SEMO's second-highest draft pick in program history.

A native of Silver Lake, Kansas, Matukewicz hit the ground running during his head coaching debut in 2014.

That year, SEMO celebrated two wins over ranked opponents, beating then-No. 3 Southeastern Louisiana and then-No. 20 Tennessee State. Southeastern Louisiana was the highest-ranked opponent Southeast had ever beaten and the 2014 campaign marked the first time the Redhawks knocked off two

ranked opponents in a season.

After those wins, Southeast moved to No. 23 in the Oct. 6, 2014 Sports Network Poll, claiming its first Top 25 ranking since the end of the 2010 season.

Statistically, the Redhawks led the OVC in third down conversion percentage (45.7), fourth down conversion percentage (66.7) and sacks allowed (9).

SEMO was also sixth in the FCS in sacks allowed, 13th in fourth down conversion percentage and 14th in third down conversion percentage.

As a team, the Redhawks scored 384 points, their most in a season since 2002.

The excitement of Matukewicz's brick-by-brick approach generated an increase in home attendance during two of his first three seasons as head coach.

Matukewicz coached a total of 25 All-OVC performers, including one OVC Offensive Player of the Year (Terry), one OVC Defensive Player of the Year (Hall), one OVC Freshman of the Year (Vandeven), 12 first-team selections (McRoberts, McCullough, Donnerson, Ryan McCrum, Knight, Chad Meredith, Cameron Sanders, Daniel Santacaterina, Forbes, Hall, Knighten, Terry) and 13 second-team picks (DeMichael Jackson, Tim Hamm-Bey, Baker, Garrett, Ford, Knight, Young, Forbes, Hall, Thornton, Swift, Wilkerson, Orchard) during his first five years as SEMO's head coach.



McRoberts became the first Redhawks player invited to the Reese's Senior Bowl, as well.

Off the field, Matukewicz's program is highly visible in the community and often engages in random acts of kindness. He simply uses goodwill to teach his players valuable life lessons.

In 2015, SEMO partnered with Saint Francis Medical Center to announce a new collaboration, taking the Redhawks' Pink Up efforts to a new level.

As part of a Pink Up Jersey Auction, the football team raised over \$75,000 for breast cancer awareness over the last four years. The Redhawks donned special pink jerseys, each personalized with a name in honor or memory of a survivor or loved one during this special initiative.

Before its 2016 season-opener at Memphis, SEMO visited St. Jude Children's Research Hospital. Redhawk players, coaches and support

staff toured the amazing facility that leads the way the world understands, treats and defeats childhood cancer and other life-threatening diseases. Southeast donated teddy bears and other items along with a check for over \$500 to St. Jude Children's Research Hospital.

On July 21, 2016, Matukewicz organized a Cops and Hawks flag football game which brought a whole community together in light of shootings in the United States. Redhawk players and local law enforcement officials were teammates in the event which raised \$4,500 for BackStoppers, a non-profit organization that provides needed financial assistance and support to the spouses and dependent children of fallen and injured service members in the line of duty.

During Southeast's 2014 season-opener against Missouri Baptist, the Redhawk captains took a No. 14 jersey to midfield



HEAD COACH TOM MATUKEWICZ

for the coin toss to honor the memory of Kaden Robert. Robert was a Kelly High School football player who died in an accidental shooting in June, 2014.

A week later, Michael Douglas, a 16-year old from Kansas, accompanied the Redhawks on the sideline for their game against the Jayhawks on Sept. 6, 2014. Douglas was diagnosed with an interstitial lung disease when he was a year old and has to use an oxygen tank. The teenager initially contacted wide receiver Mike Cyliax for an autograph the summer before the 2014 campaign. Once Matukewicz heard the story, he wrote Douglas a letter and invited him to the game.

SEMO's football program generously donated to the Nolan Weber Believers 5K & Fun Run/Walk in nearby Jackson. Weber was a soccer player at Jackson High School who fought brain cancer for almost three years (doubling the life expectancy of what his illness normally came with) before he passed away. The contribution went to the Believing Beyond Nolan Weber Foundation that provides financial and/or spiritual/emotional support to children and their families battling cancer and other catastrophic illnesses.

Matukewicz also presented a check to the parents of Dominic Hooper -- a Scott City teen who tied in February, 2014 from injuries sustained in an ATV accident -- during the team's

annual spring game.

A tireless worker, Matukewicz brings energy and passion unlike any other. His commitment to excellence and brick-by-brick mantra have the Redhawks soaring to new heights.

Popularly known as "Coach Tuke," Matukewicz was introduced as SEMO's 13th head coach on Dec. 18, 2013. Matukewicz is used to transforming programs into winners and he did just that as an assistant coach at Northern Illinois and Southern Illinois.

While at NIU, Matukewicz helped lead the Huskies to the Mid-American Conference West title in 2010 and an outright MAC Championship in 2011. Matukewicz was the linebackers coach in 2011 after serving as defensive run-game coordinator for three seasons under then-head coach Jerry Kill.

Matukewicz reached the pinnacle of his NIU stint when he was interim head coach for the Huskies' trip to the 2010 Humanitarian Bowl after Kill accepted the Minnesota job at the end of the season. He led NIU to a commanding 40-17 victory over Fresno State in that game.

Matukewicz was responsible for coordinating the Huskies' run defense during his first three seasons at NIU. In 2010, the Huskies ranked 24th nationally and third in the MAC in rushing defense, allowing 126.5 yards per game. NIU also had the MAC's No. 1 total



defense in 2008 and 2009.

In his first year in DeKalb, Matukewicz was part of a staff that turned NIU into the No. 1 scoring and total defense in the MAC, and one of the top 20 units in the country. The Huskies boasted the second-most improved scoring defense in the nation in 2008. That year, NIU allowed only 18 points per game, down from 30.8 the previous season. The Huskies ranked 17th nationally in total defense and was fifth in the country in pass defense.

Before that, Matukewicz spent seven seasons at SIU. As linebackers coach and run-game coordinator, he had a big hand in three Missouri Valley Football Conference championships (2003, 2004, 2005) and five NCAA Football Championship Subdivision playoff berths (2003, 2004, 2005, 2006, 2007).

Matukewicz was named the 2007 FCS Assistant Coach of the Year by the American

Football Coaches Association after helping turn the Salukis into one of the top rushing defenses in the nation. SIU held its opponents to a rushing average below 135 yards per game every year from 2002-07. The Salukis had three of the top-10 rushing defenses in program history during that time.

Matukewicz's 2004 linebacker corps formed the heart of a defense which gave up just 101.7 rushing yards per game, led the nation in scoring defense and allowed 13.2 points per contest. Matukewicz made one more stop at the University of Toledo prior to accepting his first head coaching job at Southeast.

At Toledo, Matukewicz was defensive coordinator and linebackers coach for the 2012 and 2013 seasons.

In 2012, Matukewicz helped guide a defense that ranked among the top 25 in the nation in fourth-down conversion (9th),



HEAD COACH TOM MATUKEWICZ

red-zone defense (10th), interceptions (18th) and turnovers forced (25th). The Rockets went 9-4 and earned a trip to the 2012 Famous Idaho Potato Bowl.

Matukewicz's defense also featured the nation's leading tackler in linebacker Dan Molls. Molls had 166 tackles, earned First-Team All-MAC honors and became Toledo's first Academic All-American in eight years.

Matukewicz completed his undergraduate work at Fort Hays State. He received his bachelor's

degree in physical education in 1997 and then earned his master's degree in administration at Pittsburg State.

Matukewicz coached at Fort Hays State (1996-97), Pittsburg State (1997-99), Coffeyville Community College (1999-2000) and Emporia State (2000-01) prior to his NCAA Division I football tenure.

Matukewicz and his wife, Lenna, have two daughters, Georgia and Shelby.

Coaching Experience

Year	School	Assignment	Record	Conf. Finish	Postseason
1995	Fort Hays State	D-Line/Special Teams	8-2-2	-	-
1996	Fort Hays State	D-Line/Special Teams	7-3	-	-
1997	Pittsburg State	Off. Tackles/Tight Ends	9-2	-	NCAA Division II Playoffs
1998	Pittsburg State	Off. Tackles/Tight Ends	7-2	-	-
1999	Coffeyville CC	Off. Tackles/Tight Ends	5-5	-	-
2000	Emporia State	Defensive Line	6-5	-	-
2001	Southern Illinois	LBs/Run-Game Coord.	1-10	-	-
2002	Southern Illinois	LBs/Run-Game Coord.	4-8	-	-
2003	Southern Illinois	LBs/Run-Game Coord.	10-2	-	NCAA FCS Playoffs
2004	Southern Illinois	LBs/Run-Game Coord.	10-2	-	NCAA FCS Playoffs
2005	Southern Illinois	LBs/Run-Game Coord.	9-4	-	NCAA FCS Playoffs (Quarterfinals)
2006	Southern Illinois	LBs/Run-Game Coord.	9-4	-	NCAA FCS Playoffs (Quarterfinals)
2007	Southern Illinois	LBs/Run-Game Coord.	12-2	-	NCAA FCS Playoffs (Semifinals)
2008	Northern Illinois	Run-Game Coordinator	6-7	-	Independence Bowl
2009	Northern Illinois	Run-Game Coordinator	7-6	-	International Bowl
2010	Northern Illinois	Interim Head Coach	11-3	-	Humanitarian Bowl (win credited to Matukewicz)
2011	Northern Illinois	Linebackers	11-3	-	GoDaddy.com Bowl
2012	Toledo	Defensive Coordinator	9-4	-	Famous Idaho Potato Bowl
2013	Toledo	Defensive Coordinator	7-5	-	-
2014	Southeast Missouri	Head Coach	5-7, 3-5 OVC	t6th	-
2015	Southeast Missouri	Head Coach	4-7, 3-4 OVC	5th	-
2016	Southeast Missouri	Head Coach	3-8, 3-5 OVC	7th	-
2017	Southeast Missouri	Head Coach	3-8, 3-5 OVC	6th	-
2018	Southeast Missouri	Head Coach	9-4, 6-2 OVC	2nd	NCAA FCS Playoffs (Second Round)
2019	Southeast Missouri	Head Coach	1-0, 0-0 OVC	-	-

Overall Record: 26-34

Record at Southeast Missouri, 25-34, 18-21 Ohio Valley Conference (6 years)

Record at Northern Illinois, 1-0, win in Humanitarian Bowl credited to Matukewicz (2010)

Record as a College Assistant, 147-79-2 (19 years)

Coaching Honors

- 2018 Roy Kidd OVC Coach of the Year
- 2007 FCS Assistant Coach of the Year

ASSISTANT COACHES / FOOTBALL STAFF



Bryce Saia
Defensive Coord.
Sixth Year



Jeremy McDowell
Offensive Coord./QB
Second Year



Joe Uhls
Tight Ends
Eighth Year



Matt Martin
Special Teams/OLB
Sixth Year



Tyler French
Inside Linebackers
Fourth Year




Ben Blake
Offensive Line
Fourth Year




Ray Smith
Cornerbacks
Third Year




Justin Drudik
Wide Receivers
Second Year



Brandon Jackson
Running Backs
First Year



Jerone Williams
Defensive Line
First Year



Wyatt Compton
Defensive Quality
Control



Luke Berblinger
Offensive Quality
Control/Video Coord.



Lucas Orchard
Student Assistant



Brett Blackman
Director of Operations
& Equipment



Ben Fox
Athletic Trainer



Jason Zorbach
Strength & Conditioning

In the Press Box: Bryce Saia, Justin Drudik, Wyatt Compton, Lucas Orchard



2019 NUMERICAL ROSTER

No.	Name	Pos.	Ht.	Wt.	Cl.	Yr.	Hometown	High School/Previous College
1	Al Young	CB	5-11	191	Sr.	4th	Cape Girardeau, Mo.	Central
1	Jalyn Williams	QB	6-1	224	Fr.	1st	Atlanta, Ga.	Westlake
2	Bydarrius Knighten	DB	6-0	197	Jr.	4th	Tunica, Miss.	Rosa Fort
2	Jacob Buie	QB	6-5	220	Fr.	2nd	Memphis, Tenn.	University School of Jackson
3	Justin Swift	OLB	6-0	229	Sr.	4th	Memphis, Tenn.	Trezevant
3	Ty Leonard	DB	6-0	170	Fr.	1st	Louisville, Ky.	Butler
4	Omardrick Douglas	OLB	6-3	234	Jr.	4th	Louisville, Ky.	Ballard
5	Zach Hall	ILB	6-0	238	Sr.	4th	Louisville, Ky.	Male
5	Noah McWell	WR	6-2	195	Sr.	4th	Sioux City, Iowa	West/Iowa Western CC
6	Kristian Wilkerson	WR	6-1	214	Sr.	5th	Memphis, Tenn.	Craigmont
6	Bryant Pirtle	OLB	6-2	227	Sr.	4th	Louisville, Ky.	DeSales
7	Marcus Lucas	DB	5-10	190	Jr.	4th	Mobile, Ala.	McGill-Toolen/Nevada
7	Rashaan Palmer	WR	6-4	217	Fr.	1st	Chicago, Ill.	Simeon
8	Devin Alexander	ILB	6-0	235	Sr.	Gr.	St. Louis, Mo.	Ritenour/Toledo
8	Joe Pyle	QB	6-2	213	So.	3rd	Fallon, Nev.	Churchill County/Golden West College
9	Zack Smith	WR	5-9	200	Jr.	4th	Louisville, Ky.	Male
9	Trey Jones	DB	5-8	155	Fr.	1st	St. Louis, Mo.	Parkway South
10	Daniel Santacaterina	QB	6-1	208	Sr.	5th	Geneva, Ill.	Geneva/Northern Illinois
10	Jermel Adams	DB	5-11	195	Sr.	5th	Houston, Texas	Goose Creek Memorial/Blinn College
11	DJ Freeman	DB	5-8	186	Sr.	5th	Del City, Okla.	Del City/Northeastern Oklahoma A&M
11	Carl Moore	WR	5-10	165	Fr.	1st	Madison, Ill.	Madison
12	Brandon Mincey	ILB	6-0	242	Jr.	3rd	Plantation, Fla.	American Heritage/Garden City CC
13	Lawrence Johnson	DB	6-0	194	So.	2nd	St. Louis, Mo.	Riverview Gardens
15	Jordan Foster	WR	6-0	196	So.	3rd	Columbia, S.C.	Palmetto Prep Academy/Ellsworth CC
16	Colby Cornett	WR	5-9	187	Jr.	4th	Joplin, Mo.	Joplin
17	Patrick Maddox	QB	6-0	194	Fr.	2nd	Kennett, Mo.	Kennett
17	Jalon Greer	DB	6-1	176	Fr.	1st	Germantown, Tenn.	Germantown
18	Taylen Waller	WR	6-3	211	Jr.	3rd	Plantation, Fla.	South Plantation
19	Jontae Dobson	CB	5-9	193	Fr.	1st	Indianapolis, Ind.	Ben Davis
20	Q'Nairies Anderson	RB	5-11	190	Fr.	1st	Charleston, Mo.	Charleston
21	Taj Jenkins	DB	5-11	197	Sr.	5th	Tampa, Fla.	Jefferson
22	Zion Custis	RB	5-8	190	So.	2nd	Lovejoy, Ga.	Lovejoy
23	Mark Robinson	RB	6-0	222	Jr.	3rd	Leesburg, Ga.	Lee County/Presbyterian College
24	Shabari Davis	DB	6-0	193	Sr.	4th	Garden City, Ga.	Groves/Garden City CC
25	Trai Hodges	DB	5-10	179	So.	2nd	Rome, Ga.	Rome
26	Geno Hess	RB	5-8	209	Fr.	2nd	Peoria, Ill.	Peoria
27	Mike Matthews	ILB	6-1	236	Fr.	1st	Fayetteville, N.C.	Jack Britt
28	Robert Hatchett III	DB	6-0	196	Jr.	3rd	Lithonia, Ga.	Lithonia/Butler CC
29	Derrick Calhoun, Jr.	OLB	6-1	234	So.	3rd	St. Louis, Mo.	Hazelwood East
30	Nick Thompson	ILB	5-11	240	Sr.	4th	Malden, Mo.	Malden
31	Rashad Hughes	OLB	6-1	227	So.	3rd	Overland, Mo.	Ritenour
32	Anthony Ballard	LB	6-2	220	Fr.	2nd	Milan, Tenn.	Milan/Memphis
33	Rasean McCauley	LB	6-2	241	Fr.	1st	Louisville, Ky.	Male
34	Xavier Myers	RB	5-10	191	Fr.	1st	Murfreesboro, Tenn.	Oakland
35	Brayden Hull	RB	5-10	209	So.	3rd	Wentzville, Mo.	Timberland
36	Jake Reynolds	K/P	5-10	177	Jr.	4th	Wildwood, Mo.	Lafayette
37	Kendrick Tiller	K/P	5-10	177	Jr.	4th	Lebanon, Mo.	Lebanon
38	Rashaun Hyde	RB	6-1	195	Fr.	1st	Festus, Mo.	Festus
39	Adam Krause	P	6-0	201	So.	2nd	Chicago, Ill.	Montini Catholic/Western Kentucky
41	Camden Boyle	LS	5-10	225	Jr.	4th	Lake Zurich, Ill.	Lake Zurich
43	Cleyton Gracie	ILB	6-1	218	So.	3rd	Columbia, Mo.	Hickman
44	Bud Hilburn	TE	6-1	247	Sr.	5th	Kennett, Mo.	Kennett
45	Izeal Terrell	ILB	6-3	224	Fr.	1st	Alton, Ill.	Alton
46	Zach Liles	TE	6-6	212	Fr.	1st	Festus, Mo.	Festus
47	Zach Haynes	K/P	6-1	170	Fr.	1st	Potosi, Mo.	Potosi
48	Andrew Graves	RB	5-8	187	Fr.	1st	Festus, Mo.	Jefferson
49	Keandre Booker	OLB	6-3	241	Fr.	1st	Moss Point, Miss.	Moss Point
50	Clarence Thornton	DL	6-3	268	Sr.	4th	New Orleans, La.	Ridgeway
52	Zach Bodway	ILB	5-8	211	Fr.	2nd	Hillsboro, Mo.	Hillsboro
53	Jaren Alnutt	OL	5-11	241	Fr.	1st	Germantown, Tenn.	Houston
55	Evan Darville	DL	6-1	298	Fr.	1st	Dodge City, Kan.	Dodge City
56	Chilton Tolliver	OL	6-0	275	Fr.	1st	Atlanta, Ga.	Pace Academy



2019 NUMERICAL ROSTER

57	Britt Harris	ILB	5-11	231	Jr.	4th	Kennett, Mo.	Kennett
59	Alex Parades	OL	6-3	291	Fr.	1st	Bolingbrook, Ill.	Bolingbrook
60	Brandt Selesky	OL	5-10	268	Jr.	4th	Trussville, Ala.	Hewitt-Trussville
61	Dane Nelson	OL	6-1	289	Jr.	3rd	Visalia, Calif.	Central Valley Christian/Ventura College
62	Tristan Love	OL	6-2	298	Fr.	2nd	Rockledge, Fla.	Rockledge
64	Jaden Rosenthal	OL	6-2	295	Jr.	3rd	Grandview, Mo.	Grandview/Butler CC
65	Jake Steward	OL	6-3	305	Fr.	1st	Gardner, Kan.	Gardner-Edgerton
66	Logan Mesle	OL	6-4	290	Fr.	1st	St. Charles, Mo.	St. Charles
68	Nate Korte	OL	6-4	305	Fr.	2nd	Morris, Ill.	Morris Community
69	Immanuel Pride	OL	6-3	307	Jr.	3rd	Union City, Calif.	James Logan/Laney College
70	Tyler Ford	OL	6-2	301	Sr.	5th	Tampa, Fla.	Jefferson/Iowa Western CC
71	Ja'Chai Baker	OL	6-6	314	Jr.	4th	Omaha, Neb.	Lewis Central/Iowa Western CC
72	Gabe Jackson	OL	6-4	279	Fr.	1st	Dexter, Mo.	Dexter
73	Will Christopher	OL	6-3	308	Fr.	2nd	Girard, Ill.	North Mac
74	Preston Haynes	OL	6-5	291	Jr.	3rd	Olive Branch, Miss.	Lewisburg/Itawamba CC
75	Damon Mixon	OL	6-6	289	Fr.	1st	Gainesville, Ga.	Gainesville
76	Terry Cook	OL	6-4	290	So.	2nd	Elgin, Texas	Elgin/Cisco College
77	Elijah Swehla	OL	6-3	297	Sr.	4th	Des Moines, Iowa	Dowling/Iowa Western CC
78	Lunden Manuel	DL	6-2	290	Fr.	1st	Cordova, Tenn.	St. Benedict at Auburndale
79	Ben Fox	OL	6-5	292	Fr.	1st	Phoenix, Ariz.	Pinnacle
80	Jalen Bethany	WR	5-11	175	Fr.	1st	St. Louis, Mo.	St. Mary's
81	Greyson Grimm	WR	5-10	192	Fr.	1st	New Lenox, Ill.	Lincoln-Way West
82	Michael Cooney	K/P	5-9	222	Fr.	2nd	Wheaton, Ill.	Montini
83	Evan Coleman	WR	5-11	160	Fr.	1st	Brentwood, Tenn.	Ravenwood
84	Austin Crump	TE	6-4	250	Jr.	4th	Eureka, Mo.	Eureka
85	Aaron Alston	WR	6-4	210	So.	2nd	Brighton, Tenn.	Brighton
86	Garrett Todd	WR	5-10	165	Fr.	1st	Lebanon, Tenn.	Wilson Central
87	Caleb Strauss	TE	6-6	259	Fr.	2nd	Warrenton, Mo.	Warrenton
88	Eric Williams	TE	6-4	262	Sr.	5th	St. Louis, Mo.	Carnahan
89	Dylan Hawk	WR	6-0	175	Fr.	1st	Imperial, Mo.	Seckman
90	Josh Avery	DL	6-4	320	Jr.	3rd	Nashville, Tenn.	Cane Ridge/Independence CC
91	Josh Price	DL	6-2	285	Sr.	4th	Vicksburg, Miss.	St. Aloysius/Hinds CC
92	Ryan Ochoa	DL	6-0	289	Sr.	5th	Hillsboro, Mo.	Hillsboro
93	Bryson Donnell	DL	6-1	293	Jr.	3rd	Antioch, Tenn.	Lighthouse Christian
94	Ernest Ayieko	DL	5-11	282	Fr.	2nd	Salisbury, Md.	Parkside
96	Ben Hutch	DL	6-4	305	Jr.	3rd	Old Hickory, Tenn.	Hillsboro/Independence CC
97	Cameron Meeks	DL	6-1	297	Jr.	3rd	Austin, Texas	Lyndon B. Johnson/Butler CC
99	Dateraion Richardson	DL	5-11	305	Jr.	3rd	Liberty, Mo.	North

Head Coach

Tom Matukewicz (Sixth Year - Fort Hays State, 1997)

Assistant Coaches

Bryce Saia (Defensive Coordinator/Secondary - Fort Hays State, 1996)

Jerome McDowell (Offensive Coordinator/Quarterbacks - Central Methodist, 2005)

Matt Martin (Special Teams Coordinator/Outside Linebackers - Emporia State, 2006)

Joe Uhls (Tight Ends - Southeast Missouri, 2012)

Tyler French (Inside Linebackers - Southeast Missouri, 2013)

Ben Blake (Offensive Line - Concordia (Wis.), 2004)

Ray Smith (Cornerbacks - Northern Illinois, 2006)

Justin Drudik (Recruiting Coordinator/Wide Receivers - Nebraska-Kearney, 2012)

Jerome Williams (Defensive Line - Eastern Illinois, 2014)

Brandon Jackson (Running Backs - University of Ashford's Forbes School of Business, 2016)

Additional Football Staff

Wyatt Compton (Defensive Quality Control)

Luke Berblinger (Video Coordinator/Offensive Quality Control)

Lucas Orchard (Student Assistant)

Brett Blackman (Director of Operations and Equipment)

Jason Zerbach (Strength & Conditioning)

Ben Fox (Athletic Trainer)

Roster Breakdown

Total Squad Members	100
Seniors	20
Fifth-Year	9
Juniors	25
Sophomores	12
Freshmen	43
Redshirt	11

Pronunciation Guide

Q'Nairies Anderson CUE-nair-ee-us
Ernest AyiekoEYE-ee-coe
Jacob Buie boo-ee
Jontae Dobsonjohn-TAY
Nate Korte core-TAY
Adam Krause sounds like house
Logan Mesle mess-lee
Bryce SaiaSIGH-uh
Jerome WilliamsJER-on



2019 ALPHABETICAL ROSTER

No.	Name	Pos.	Ht.	Wt.	Cl.	Yr.	Hometown	High School/Previous College
10	Jermel Adams	DB	5-11	195	Sr.	5th	Houston, Texas	Goose Creek Memorial/Blinn College
8	Devin Alexander	ILB	6-0	235	Sr.	Gr.	St. Louis, Mo.	Ritenour/Toledo
53	Jaren Alnutt	OL	5-11	241	Fr.	1st	Germantown, Tenn.	Houston
85	Aaron Alston	WR	6-4	210	So.	2nd	Brighton, Tenn.	Brighton
20	Q'Nairies Anderson	RB	5-11	190	Fr.	1st	Charleston, Mo.	Charleston
90	Josh Avery	DL	6-4	320	Jr.	3rd	Nashville, Tenn.	Cane Ridge/Independence CC
94	Ernest Ayieko	DL	5-11	282	Fr.	2nd	Salisbury, Md.	Parkside
71	Ja'Chai Baker	OL	6-6	314	Jr.	4th	Omaha, Neb.	Lewis Central/Iowa Western CC
32	Anthony Ballard	LB	6-2	220	Fr.	2nd	Milan, Tenn.	Milan/Memphis
80	Jalen Bethany	WR	5-11	175	Fr.	1st	St. Louis, Mo.	St. Mary's
52	Zach Bodway	ILB	5-8	211	Fr.	2nd	Hillsboro, Mo.	Hillsboro
49	Keandre Booker	OLB	6-3	241	Fr.	1st	Moss Point, Miss.	Moss Point
41	Camden Boyle	LS	5-10	225	Jr.	4th	Lake Zurich, Ill.	Lake Zurich
2	Jacob Buie	QB	6-5	220	Fr.	2nd	Memphis, Tenn.	University School of Jackson
29	Derrick Calhoun, Jr.	OLB	6-1	234	So.	3rd	St. Louis, Mo.	Hazelwood East
73	Will Christopher	OL	6-3	308	Fr.	2nd	Girard, Ill.	North Mac
83	Evan Coleman	WR	5-11	160	Fr.	1st	Brentwood, Tenn.	Ravenwood
76	Terry Cook	OL	6-4	290	So.	2nd	Elgin, Texas	Elgin/Cisco College
82	Michael Cooney	K/P	5-9	222	Fr.	2nd	Wheaton, Ill.	Montini
16	Colby Cornett	WR	5-9	187	Jr.	4th	Joplin, Mo.	Joplin
84	Austin Crump	TE	6-4	250	Jr.	4th	Eureka, Mo.	Eureka
22	Zion Custis	RB	5-8	190	So.	2nd	Lovejoy, Ga.	Lovejoy
55	Evan Darville	DL	6-1	298	Fr.	1st	Dodge City, Kan.	Dodge City
24	Shabari Davis	DB	6-0	193	Sr.	4th	Garden City, Ga.	Groves/Garden City CC
19	Jontae Dobson	CB	5-9	193	Fr.	1st	Indianapolis, Ind.	Ben Davis
93	Bryson Donnell	DL	6-1	293	Jr.	3rd	Antioch, Tenn.	Lighthouse Christian
4	Omarick Douglas	OLB	6-3	234	Jr.	4th	Louisville, Ky.	Ballard
70	Tyler Ford	OL	6-2	301	Sr.	5th	Tampa, Fla.	Jefferson/Iowa Western CC
15	Jordan Foster	WR	6-0	196	So.	3rd	Columbia, S.C.	Palmetto Prep Academy/Ellsworth CC
79	Ben Fox	OL	6-5	292	Fr.	1st	Phoenix, Ariz.	Pinnacle
11	DJ Freeman	DB	5-8	186	Sr.	5th	Del City, Okla.	Del City/Northeastern Oklahoma A&M
43	Cleyton Gracie	ILB	6-1	216	So.	3rd	Columbia, Mo.	Hickman
48	Andrew Graves	RB	5-8	187	Fr.	1st	Festus, Mo.	Jefferson
17	Jalon Greer	DB	6-1	176	Fr.	1st	Germantown, Tenn.	Germantown
81	Greyson Grimm	WR	5-10	192	Fr.	1st	New Lenox, Ill.	Lincoln-Way West
5	Zach Hall	ILB	6-0	238	Sr.	4th	Louisville, Ky.	Male
57	Britt Harris	ILB	5-11	231	Jr.	4th	Kennett, Mo.	Kennett
28	Robert Hatchett III	DB	6-0	196	Jr.	3rd	Lithonia, Ga.	Lithonia/Butler CC
89	Dylan Hawk	WR	6-0	175	Fr.	1st	Imperial, Mo.	Seckman
74	Preston Haynes	OL	6-5	291	Jr.	3rd	Olive Branch, Miss.	Lewisburg/Itawamba CC
47	Zach Haynes	K/P	6-1	170	Fr.	1st	Potosi, Mo.	Potosi
26	Geno Hess	RB	5-8	209	Fr.	2nd	Peoria, Ill.	Peoria
44	Bud Hilburn	TE	6-1	247	Sr.	5th	Kennett, Mo.	Kennett
25	Trai Hodges	DB	5-10	179	So.	2nd	Rome, Ga.	Rome
31	Rashad Hughes	OLB	6-1	227	So.	3rd	Overland, Mo.	Ritenour
35	Brayden Hull	RB	5-10	209	So.	3rd	Wentzville, Mo.	Timberland
96	Ben Hutch	DL	6-4	305	Jr.	3rd	Old Hickory, Tenn.	Hillsboro/Independence CC
38	Rashaun Hyde	RB	6-1	195	Fr.	1st	Festus, Mo.	Festus
72	Gabe Jackson	OL	6-4	279	Fr.	1st	Dexter, Mo.	Dexter
21	Taj Jenkins	DB	5-11	197	Sr.	5th	Tampa, Fla.	Jefferson
13	Lawrence Johnson	DB	6-0	194	So.	2nd	St. Louis, Mo.	Riverview Gardens
9	Trey Jones	DB	5-8	155	Fr.	1st	St. Louis, Mo.	Parkway South
2	Bydarius Knighten	DB	6-0	197	Jr.	4th	Tunica, Miss.	Rosa Fort
68	Nate Korte	OL	6-4	305	Fr.	2nd	Morris, Ill.	Morris Community
39	Adam Krause	P	6-0	201	So.	2nd	Chicago, Ill.	Montini Catholic/Western Kentucky
3	Ty Leonard	DB	6-0	170	Fr.	1st	Louisville, Ky.	Butler
46	Zach Liles	TE	6-6	212	Fr.	1st	Festus, Mo.	Festus
62	Tristan Love	OL	6-2	298	Fr.	2nd	Rockledge, Fla.	Rockledge
7	Marcus Lucas	DB	5-10	190	Jr.	4th	Mobile, Ala.	McGill-Toolen/Nevada
17	Patrick Maddox	QB	6-0	194	Fr.	2nd	Kennett, Mo.	Kennett
78	Lunden Manuel	DL	6-2	290	Fr.	1st	Cordova, Tenn.	St. Benedict at Auburndale
27	Mike Matthews	ILB	6-1	236	Fr.	1st	Fayetteville, N.C.	Jack Britt



2019 ALPHABETICAL ROSTER

33	Rasean McCauley	LB	6-2	241	Fr.	1st	Louisville, Ky.	Male
5	Noah McWell	WR	6-2	195	Sr.	4th	Sioux City, Iowa	West/Iowa Western CC
97	Cameron Meeks	DL	6-1	297	Jr.	3rd	Austin, Texas	Lyndon B. Johnson/Butler CC
66	Logan Mesle	OL	6-4	290	Fr.	1st	St. Charles, Mo.	St. Charles
12	Brandon Mincey	ILB	6-0	242	Jr.	3rd	Plantation, Fla.	American Heritage/Garden City CC
75	Damon Mixon	OL	6-6	289	Fr.	1st	Gainesville, Ga.	Gainesville
11	Carl Moore	WR	5-10	165	Fr.	1st	Madison, Ill.	Madison
34	Xavier Myers	RB	5-10	191	Fr.	1st	Murfreesboro, Tenn.	Oakland
61	Dane Nelson	OL	6-1	289	Jr.	3rd	Visalia, Calif.	Central Valley Christian/Ventura College
92	Ryan Ochoa	DL	6-0	289	Sr.	5th	Hillsboro, Mo.	Hillsboro
7	Rashaan Palmer	WR	6-4	217	Fr.	1st	Chicago, Ill.	Simeon
59	Alex Parades	OL	6-3	291	Fr.	1st	Bolingbrook, Ill.	Bolingbrook
6	Bryant Pirtle	OLB	6-2	227	Sr.	4th	Louisville, Ky.	DeSales
91	Josh Price	DL	6-2	285	Sr.	4th	Vicksburg, Miss.	St. Aloysius/Hinds CC
69	Immanuel Pride	OL	6-3	307	Jr.	3rd	Union City, Calif.	James Logan/Laney College
8	Joe Pyle	QB	6-2	213	So.	3rd	Fallon, Nev.	Churchill County/Golden West College
36	Jake Reynolds	K/P	5-10	177	Jr.	4th	Wildwood, Mo.	Lafayette
99	Daterraion Richardson	DL	5-11	305	Jr.	3rd	Liberty, Mo.	North
23	Mark Robinson	RB	6-0	222	Jr.	3rd	Leesburg, Ga.	Lee County/Presbyterian College
64	Jaden Rosenthal	OL	6-2	295	Jr.	3rd	Grandview, Mo.	Grandview/Butler CC
10	Daniel Santacaterina	QB	6-1	208	Sr.	5th	Geneva, Ill.	Geneva/Northern Illinois
60	Brandt Selesky	OL	5-10	268	Jr.	4th	Trussville, Ala.	Hewitt-Trussville
9	Zack Smith	WR	5-9	200	Jr.	4th	Louisville, Ky.	Male
65	Jake Steward	OL	6-3	305	Fr.	1st	Gardner, Kan.	Gardner-Edgerton
87	Caleb Strauss	TE	6-6	259	Fr.	2nd	Warrenton, Mo.	Warrenton
77	Elijah Swehla	OL	6-3	297	Sr.	4th	Des Moines, Iowa	Dowling/Iowa Western CC
3	Justin Swift	OLB	6-0	229	Sr.	4th	Memphis, Tenn.	Trezevant
45	Izeal Terrell	ILB	6-3	224	Fr.	1st	Alton, Ill.	Alton
30	Nick Thompson	ILB	5-11	240	Sr.	4th	Malden, Mo.	Malden
50	Clarence Thornton	DL	6-3	268	Sr.	4th	New Orleans, La.	Ridgeway
37	Kendrick Tiller	K/P	5-10	177	Jr.	4th	Lebanon, Mo.	Lebanon
86	Garrett Todd	WR	5-10	165	Fr.	1st	Lebanon, Tenn.	Wilson Central
56	Chilton Tolliver	OL	6-0	275	Fr.	1st	Atlanta, Ga.	Pace Academy
18	Taylen Waller	WR	6-3	211	Jr.	3rd	Plantation, Fla.	South Plantation
6	Kristian Wilkerson	WR	6-1	214	Sr.	5th	Memphis, Tenn.	Craigmont
88	Eric Williams	TE	6-4	262	Sr.	5th	St. Louis, Mo.	Carnahan
1	Jalyn Williams	QB	6-1	224	Fr.	1st	Atlanta, Ga.	Westlake
1	Al Young	CB	5-11	191	Sr.	4th	Cape Girardeau, Mo.	Central

Head Coach

Tom Matukewicz (Sixth Year - Fort Hays State, 1997)

Assistant Coaches

Bryce Saia (Defensive Coordinator/Secondary - Fort Hays State, 1996)

Jerome McDowell (Offensive Coordinator/Quarterbacks - Central Methodist, 2005)

Matt Martin (Special Teams Coordinator/Outside Linebackers - Emporia State, 2006)

Joe Uhls (Tight Ends - Southeast Missouri, 2012)

Tyler French (Inside Linebackers - Southeast Missouri, 2013)

Ben Blake (Offensive Line - Concordia (Wis.), 2004)

Ray Smith (Cornerbacks - Northern Illinois, 2006)

Justin Drudik (Recruiting Coordinator/Wide Receivers - Nebraska-Kearney, 2012)

Jerome Williams (Defensive Line - Eastern Illinois, 2014)

Brandon Jackson (Running Backs - University of Ashford's Forbes School of Business, 2016)

Additional Football Staff

Wyatt Compton (Defensive Quality Control)

Luke Berblinger (Video Coordinator/Offensive Quality Control)

Lucas Orchard (Student Assistant)

Brett Blackman (Director of Operations and Equipment)

Jason Zerbach (Strength & Conditioning)

Ben Fox (Athletic Trainer)

Roster Breakdown

Total Squad Members	100
Seniors	20
Fifth-Year	9
Juniors	25
Sophomores	12
Freshmen	43
Redshirt	11

Pronunciation Guide

Q'Nairies Anderson CUE-nair-ee-us
Ernest AyiekoEYE-ee-coe
Jacob Buie boo-ee
Jontae Dobsonjohn-TAY
Nate Korte core-TAY
Adam Krause sounds like house
Logan Mesle mess-lee
Bryce SaiaSIGH-uh
Jerome WilliamsJER-on



MONTANA STATE GAME DEPTH CHART

OFFENSE

Left Tackle

71	Ja'Chai Baker	6-6	314	Jr.	Omaha, Neb./Iowa Western CC
76	Terry Cook	6-4	290	So.	Elgin, Texas/Cisco College

Left Guard

77	Elijah Swehla*	6-3	297	Sr.	Des Moines, Iowa/Iowa Western CC
74	Preston Haynes	6-5	291	Jr.	Olive Branch, Miss./Itawamba CC

Center

70	Tyler Ford	6-2	301	R-Sr.	Tampa, Fla./Iowa Western CC
61	Dane Nelson	6-1	289	Jr.	Visalia, Calif./Ventura College

Right Guard

64	Jaden Rosenthal	6-2	295	Jr.	Grandview, Mo./Butler CC
61	Dane Nelson	6-1	289	Jr.	Visalia, Calif./Ventura College

Right Tackle

68	Nate Korte	6-4	305	R-Fr.	Morris, Ill./Morris Community H.S.
79	Ben Fox	6-5	292	Fr.	Phoenix, Ariz./Pinnacle H.S.

Tight End

44	Bud Hilburn	6-1	247	R-Sr.	Kennett, Mo./Kennett H.S.
88	Eric Williams	6-4	262	R-Sr.	St. Louis, Mo./Carnahan H.S.

Quarterback

10	Daniel Santacaterina*	6-1	210	R-Sr.	Geneva, Ill./Northern Illinois
8	Joe Pyle	6-2	213	So.	Fallon, Nev./Golden West College

Tailback

23	Mark Robinson	6-0	222	Jr.	Leesburg, Ga./Presbyterian College
22	Zion Custis	5-8	190	So.	Lovejoy, Ga./Lovejoy H.S.

Wide Receiver

6	Kristian Wilkerson*	6-1	214	R-Sr.	Memphis, Tenn./Craigmont H.S.
18	Taylen Waller	6-3	211	Jr.	Plantation, Fla./South Plantation H.S.

Wide Receiver

9	Zack Smith*	5-9	200	Jr.	Louisville, Ky./Male H.S.
16	Colby Cornett	5-9	187	Jr.	Joplin, Mo./Joplin H.S.

Wide Receiver

85	Aaron Alston	6-4	210	So.	Brighton, Tenn./Brighton H.S.
15	Jordan Foster	6-0	196	So.	Columbia, S.C./Ellsworth CC

DEFENSE

Defensive Tackle

50	Clarence Thornton*	6-3	268	Sr.	New Orleans, La./Ridgeway H.S.
93	Bryson Donnell	6-1	293	Jr.	Antioch, Tenn./Lighthouse Christian H.S.

Nose Tackle

99	Datteraion Richardson*	5-11	305	Jr.	Liberty, Mo./North H.S.
90	Josh Avery	6-4	320	Jr.	Nashville, Tenn./Independence CC

Defensive Tackle

92	Ryan Ochoa*	6-0	289	Sr.	Hillsboro, Mo./Hillsboro H.S.
97	Cameron Meeks	6-1	297	Jr.	Austin, Texas/Butler CC

Outside Linebacker (Star)

3	Justin Swift*	6-0	229	Sr.	Memphis, Tenn./Trezevant H.S.
32	Anthony Ballard	6-2	220	R-Fr.	Milan, Tenn./Memphis

Linebacker (Mike)

5	Zach Hall*	6-0	238	Sr.	Louisville, Ky./Male H.S.
27	Mike Matthews	6-1	236	Fr.	Fayetteville, N.C./Jack Britt H.S.

Linebacker (Will)

8	Devin Alexander	6-0	235	Gr.	St. Louis, Mo./Toledo
33	Rasean McCauley	6-2	241	Fr.	Louisville, Ky./Male H.S.

Outside Linebacker (Rush)

4	Omaridrick Douglas*	6-3	234	Jr.	Louisville, Ky./Ballard H.S.
29	Derrick Calhoun, Jr.	6-1	234	So.	St. Louis, Mo./Hazelwood East H.S.

Cornerback

24	Shabari Davis	6-0	193	Sr.	Garden City, Ga./Garden City CC
1	Al Young*	5-11	191	Sr.	Cape Girardeau, Mo./Central H.S.

Free Safety

2	Bydarrius Knighten*	6-0	197	Jr.	Tunica, Miss./Rosa Fort H.S.
21	Taj Jenkins*	5-11	197	R-Sr.	Tampa, Fla./Jefferson H.S.

Strong Safety

7	Marcus Lucas	5-10	190	Jr.	Mobile, Ala./Nevada
10	Jermel Adams	5-11	195	R-Sr.	Baytown, Texas/Blinn College

Cornerback

11	DJ Freeman*	5-8	186	R-Sr.	Del City, Okla./Northeastern Okla. A&M
25	Trai Hodges	5-10	179	So.	Rome, Ga./Rome H.S.

* Returning Starter

Last updated August 30, 2019



MONTANA STATE GAME DEPTH CHART

SPECIAL TEAMS

Kickoffs

39	Adam Krause	6-0	201	So.	Chicago, Ill./Western Kentucky
37	Kendrick Tiller	5-10	177	Jr.	Lebanon, Mo./Lebanon H.S.

Place Kicker

37	Kendrick Tiller*	5-10	177	Jr.	Lebanon, Mo./Lebanon H.S.
82	Michael Cooney	5-9	222	R-Fr.	Wheaton, Ill./Montini H.S.

Punter

36	Jake Reynolds*	5-10	177	Jr.	Wildwood, Mo./Lafayette H.S.
39	Adam Krause	6-0	201	So.	Chicago, Ill./Western Kentucky

Holder

39	Adam Krause	6-0	201	So.	Chicago, Ill./Western Kentucky
16	Colby Cornett	5-9	187	Jr.	Joplin, Mo./Joplin H.S.

Long Snapper

41	Camden Boyle*	5-10	225	Jr.	Lake Zurich, Ill./Lake Zurich H.S.
62	Tristan Love	6-2	298	R-Fr.	Rockledge, Fla./Rockledge H.S.

Short Snapper

41	Camden Boyle*	5-10	225	Jr.	Lake Zurich, Ill./Lake Zurich H.S.
62	Tristan Love	6-2	298	R-Fr.	Rockledge, Fla./Rockledge H.S.

Kick Returns

24	Shabari Davis	6-0	193	Sr.	Garden City, Ga./Garden City CC
1	Al Young	5-11	191	Sr.	Cape Girardeau, Mo./Central H.S.

Punt Returns

9	Zack Smith*	5-9	200	Jr.	Louisville, Ky./Male H.S.
24	Shabari Davis	6-0	193	Sr.	Garden City, Ga./Garden City CC
1	Al Young	5-11	191	Sr.	Cape Girardeau, Mo./Central H.S.

* Returning Starter

Last updated August 30, 2019



SOUTHEAST MISSOURI SEASON/CAREER STATISTICS



2019 Southeast Missouri Football Southeast Missouri Individual Season/Career Statistics (as of Aug 30, 2019) All games



SEASON										CAREER													
Rushing	gp	att	gain	loss	net	avg	td	lg	avg/g	gp	att	gain	loss	net	avg	td	lg	avg/g					
CUSTIS, Zion	1	12	78	0	78	6.5	1	16	78.0	11	76	444	25	419	5.5	5	34	38.1					
HESS, Geno	1	13	77	0	77	5.9	1	39	77.0	5	24	141	0	141	5.9	1	39	28.2					
ROBINSON, Mark	1	16	73	1	72	4.5	1	16	72.0	14	90	455	19	436	4.8	5	52	31.1					
SANTACATERINA	1	8	54	0	54	6.8	2	18	54.0	14	96	435	178	257	2.7	5	33	18.4					
Total	1	49	282	1	281	5.7	5	39	281.0														
Opponents	1	40	185	15	170	4.2	4	28	170.0														
Passing	gp	effic	comp-att-int	pct	yds	td	lg	avg/g	gp	effic	comp-att-int	pct	yds	td	lg	avg/g							
SANTACATERINA	1	150.55	14-24-1	58.3	248	1	47	248.0	14	138.47	246-417-12	59.0	3092	29	73	220.9							
PYLE, Joe	1	100.00	1-1-0	100.0	0	0	0	0.0	1	100.00	1-1-0	100.0	0	0	0	0.0							
Total	1	148.53	15-25-1	60.0	248	1	47	248.0															
Opponents	1	115.10	16-28-1	57.1	217	0	34	217.0															
Receiving	gp	no.	yds	avg	td	lg	avg/g	gp	no.	yds	avg	td	lg	avg/g									
WILKERSON, K.	1	6	146	24.3	1	47	146.0	35	154	2336	15.2	24	60	66.7									
ALSTON, Aaron	1	5	91	18.2	0	30	91.0	14	12	228	19.0	0	41	16.3									
CORNETT, Colby	1	3	10	3.3	0	6	10.0	15	20	224	11.2	2	69	14.9									
SMITH, Zack	1	1	1	1.0	0	1	1.0	25	65	731	11.2	8	73	29.2									
Total	1	15	248	16.5	1	47	248.0																
Opponents	1	16	217	13.6	0	34	217.0																
Total Offense	g	plays	rush	pass	total	avg/g	g	plays	rush	pass	total	avg/g											
SANTACATERINA	1	32	54	248	302	302.0	14	513	257	3092	3349	239.2											
CUSTIS, Zion	1	12	78	0	78	78.0	11	76	419	0	419	38.1											
HESS, Geno	1	13	77	0	77	77.0	5	24	141	0	141	28.2											
ROBINSON, Mark	1	16	72	0	72	72.0	14	90	436	0	436	31.1											
Total	1	74	281	248	529	529.0																	
Opponents	1	68	170	217	387	387.0																	
Scoring	td	fg	PAT				td	fg	PAT				td	fg	PAT								
	kick	rush	rcv	pass	dxp	saf	pts		kick	rush	rcv	pass	dxp	saf	pts		kick	rush	rcv	pass	dxp	saf	pts
SANTACATERINA	2	-	-	-	-	-	12	5	-	-	-	1-1	-	-	30								
TILLER, K.	-	1-1	5-6	-	-	-	8	-	10-12	29-33	-	-	-	-	59								
HESS, Geno	1	-	-	-	-	-	6	1	-	-	-	-	-	6									
ROBINSON, Mark	1	-	-	-	-	-	6	5	-	-	-	-	-	30									
CUSTIS, Zion	1	-	-	-	-	-	6	6	-	-	-	-	-	36									
WILKERSON, K.	1	-	-	-	-	-	6	24	-	-	-	1	-	146									
Total	6	1-1	5-6	-	-	-	44																
Opponents	4	-	2-2	-	-	0-2	26																
Punt Returns	no.	yds	avg	td	lg	no.	yds	avg	td	lg													
YOUNG, AI	2	37	18.5	0	36	4	51	12.8	0	36													
Total	2	37	18.5	0	36																		
Opponents	1	4	4.0	0	4																		
Kick Returns	no.	yds	avg	td	lg	no.	yds	avg	td	lg													
YOUNG, AI	1	17	17.0	0	17	1	17	17.0	0	17													
DAVIS, Shabari	1	17	17.0	0	17	1	17	17.0	0	17													
Total	2	34	17.0	0	17																		
Opponents	5	111	22.2	0	46																		
Interceptions	no.	yds	avg	td	lg	no.	yds	avg	td	lg													
LUCAS, Marcus	1	9	9.0	0	9	3	51	17.0	0	35													
Total	1	9	9.0	0	9																		
Opponents	1	0	0.0	0	0																		
Fumble Returns	no.	yds	avg	td	lg	no.	yds	avg	td	lg													
Total	0	0	0.0	0	0																		
Opponents	0	0	0.0	0	0																		



SOUTHEAST MISSOURI SEASON/CAREER STATISTICS



2019 Southeast Missouri Football Southeast Missouri Individual Season/Career Statistics (as of Aug 30, 2019) All games



SEASON										CAREER									
All Purpose	g	rush	rcv	pr	kr	ir	total	avg/g		g	rush	rcv	pr	kr	ir	total	avg/g		
WILKERSON, K.	1	0	146	0	0	0	146	146.0		35	0	2336	0	0	0	2336	66.7		
ALSTON, Aaron	1	0	91	0	0	0	91	91.0		14	0	228	43	16	0	287	20.5		
CUSTIS, Zion	1	78	0	0	0	0	78	78.0		11	419	29	0	497	0	945	85.9		
HESS, Geno	1	77	0	0	0	0	77	77.0		5	141	0	0	0	0	141	28.2		
ROBINSON, Mar	1	72	0	0	0	0	72	72.0		14	436	31	0	0	0	467	33.4		
SANTACATERIN	1	54	0	0	0	0	54	54.0		14	257	0	0	0	0	257	18.4		
YOUNG, Al	1	0	0	37	17	0	54	54.0		28	0	0	51	17	0	68	2.4		
DAVIS, Shabari	1	0	0	0	17	0	17	17.0		23	0	0	170	17	73	260	11.3		
CORNETT, Colb	1	0	10	0	0	0	10	10.0		15	7	224	0	0	0	231	15.4		
LUCAS, Marcus	1	0	0	0	0	9	9	9.0		12	0	0	0	0	51	51	4.2		
SMITH, Zack	1	0	1	0	0	0	1	1.0		25	48	731	262	345	0	1386	55.4		
Total	1	281	248	37	34	9	609	609.0											
Opponents	1	170	217	4	111	0	502	502.0											

Field Goals	att	good	long	blkd		att	good	long	blkd
TILLER, K.	1	1	22	0		12	10	45	1
Total	1	1	22	0					
Opponents	0	0	0	0					

Punting	no.	yds	avg	lg	blk		no.	yds	avg	lg	blk
REYNOLDS, Jake	3	117	39.0	48	0		134	5420	40.4	78	1
Total	3	117	39.0	48	0						
Opponents	5	202	40.4	57	0						

Kickoffs	no.	yds	avg	tb	ob		no.	yds	avg	tb	ob
KRAUSE, Adam	8	461	57.6	1	0		8	461	57.6	1	0
Total	8	461	57.6	1	0						
Opponents	5	295	59.0	1	1						

#	Defensive Leaders	gp	ua	a	total	tfl	sack	int	pbu	fr	ff	blk	gp	ua	a	total	tfl	sack	int	pbu	fr	ff	blk
5	HALL, Zach	1	7	12	19	2.0	1.0	36	128	174	302	32.5	13.0	4	6	3	5	2
2	KNIGHTEN, B.	1	3	3	6	0.0	25	84	62	146	1.5	.	2	12	1	1	.
3	SWIFT, Justin	1	3	3	6	1.5	35	88	79	167	25.5	15.5	4	8	4	4	1
8	ALEXANDER, D.	1	4	2	6	2.0	1.0	23	31	28	59	8.5	4.5	1	1	.	.	.
50	THORNTON, C.	1	2	2	4	0.5	31	34	51	85	11.5	5.5	.	3	.	.	.
4	DOUGLAS, O.	1	1	2	3	0.0	24	46	60	106	13.0	3.0	2	2	4	2	.
91	PRICE, Josh	1	2	1	3	0.0	14	9	11	20	0.5	0.5	.	1	.	.	.
13	JOHNSON, L.	1	2	.	2	0.0	9	2	1	3	0.0
6D	PIRTLE, Bryant	1	2	.	2	0.0	1	2	.	2	0.0
93	DONNELL, Bryson	1	1	1	2	0.0	25	12	22	34	4.5	2.0	.	.	1	.	.
92	OCHOA, Ryan	1	2	.	2	0.0	27	28	23	51	14.0	5.0	.	.	1	.	2
29	CALHOUN, D.	1	1	1	2	0.0	12	14	9	23	0.0
24	DAVIS, Shabari	1	2	.	2	0.0	23	25	6	31	1.0	.	4	12	.	.	.
7	LUCAS, Marcus	1	2	.	2	0.0	.	1	1	.	.	.	12	32	15	47	1.5	.	3	3	.	.	.
1	YOUNG, Al	1	1	1	2	0.0	.	.	1	.	.	.	28	33	15	48	0.0	.	3	13	1	.	.
21	JENKINS, Taj	1	2	.	2	0.0	.	.	1	.	.	.	36	23	18	41	1.5	.	2	7	.	.	.
33	MCCAULEY, R.	1	.	1	1	0.0	1	.	1	1	0.0
5A	MCWELL, Noah	1	1	.	1	0.0	13	1	2	3	0.0
TM	TEAM	1	1	.	1	0.0
99	RICHARDSON, D.	1	1	.	1	0.0	25	13	18	31	5.0	2.0	.	1	.	.	.
25	HODGES, Trai	1	1	.	1	0.0	14	10	4	14	0.0	.	.	2	.	.	.
11	FREEMAN, DJ	1	1	.	1	0.0	.	.	1	.	.	.	14	34	23	57	4.0	2.0	2	17	.	.	.
12	MINCEY, Brandon	1	1	.	1	0.0	1	1	.	1	0.0
90	AVERY, Josh	1	.	1	1	0.0	11	4	8	12	1.0	1.0
Total		1	43	30	73	6	2	1	4	.	.	.											
Opponents		1	46	32	78	1	0	1	2	.	1	1											



2018 FINAL STATISTICS



2019 Southeast Missouri Football Southeast Missouri Overall Team Statistics (as of Aug 30, 2019) All games



Team Statistics	SEMO	OPP
SCORING	44	26
Points Per Game	44.0	26.0
Points Off Turnovers	0	6
FIRST DOWNS	28	18
Rushing	15	7
Passing	9	9
Penalty	4	2
RUSHING YARDAGE	281	170
Yards gained rushing	282	185
Yards lost rushing	1	15
Rushing Attempts	49	40
Average Per Rush	5.7	4.2
Average Per Game	281.0	170.0
TDs Rushing	5	4
PASSING YARDAGE	248	217
Comp-Att-Int	15-25-1	16-28-1
Average Per Pass	9.9	7.8
Average Per Catch	16.5	13.6
Average Per Game	248.0	217.0
TDs Passing	1	0
TOTAL OFFENSE	529	387
Total Plays	74	68
Average Per Play	7.1	5.7
Average Per Game	529.0	387.0
KICK RETURNS: #-Yards	2-34	5-111
PUNT RETURNS: #-Yards	2-37	1-4
INT RETURNS: #-Yards	1-9	1-0
KICK RETURN AVERAGE	17.0	22.2
PUNT RETURN AVERAGE	18.5	4.0
INT RETURN AVERAGE	9.0	0.0
FUMBLES-LOST	1-0	0-0
PENALTIES-Yards	12-81	11-94
Average Per Game	81.0	94.0
PUNTS-Yards	3-117	5-202
Average Per Punt	39.0	40.4
Net punt average	37.7	33.0
KICKOFFS-Yards	8-461	5-295
Average Per Kick	57.6	59.0
Net kick average	40.6	47.2
TIME OF POSSESSION/Game	31:36	28:24
3RD-DOWN Conversions	6/13	8/15
3rd-Down Pct	46%	53%
4TH-DOWN Conversions	1/1	1/2
4th-Down Pct	100%	50%
SACKS BY-Yards	2-8	0-0
MISC YARDS	0	0
TOUCHDOWNS SCORED	6	4
FIELD GOALS-ATTEMPTS	1-1	0-0
ON-SIDE KICKS	0-0	0-0
RED-ZONE SCORES	(7-7) 100%	(4-5) 80%
RED-ZONE TOUCHDOWNS	(6-7) 86%	(4-5) 80%
PAT-ATTEMPTS	(5-6) 83%	(2-2) 100%
ATTENDANCE	8312	0
Games/Avg Per Game	1/8312	0/0
Neutral Site Games		0/0

Score by Quarters	1st	2nd	3rd	4th	OT	Total
Southeast Missouri	0	20	17	7	0	44
Opponents	7	7	0	12	0	26



2019 Southeast Missouri Football
Southeast Missouri Overall Individual Statistics (as of Aug 30, 2019)
All games



Rushing	gp	att	gain	loss	net	avg	td	lg	avg/g
CUSTIS, Zion	1	12	78	0	78	6.5	1	16	78.0
HESS, Geno	1	13	77	0	77	5.9	1	39	77.0
ROBINSON, Mark	1	16	73	1	72	4.5	1	16	72.0
SANTACATERINA	1	8	54	0	54	6.8	2	18	54.0
Total	1	49	282	1	281	5.7	5	39	281.0
Opponents	1	40	185	15	170	4.2	4	28	170.0

Passing	gp	effic	comp-att-int	pct	yds	td	lg	avg/g
SANTACATERINA	1	150.55	14-24-1	58.3	248	1	47	248.0
PYLE, Joe	1	100.00	1-1-0	100.0	0	0	0	0.0
Total	1	148.53	15-25-1	60.0	248	1	47	248.0
Opponents	1	115.10	16-28-1	57.1	217	0	34	217.0

Receiving	gp	no.	yds	avg	td	lg	avg/g
WILKERSON, K.	1	6	146	24.3	1	47	146.0
ALSTON, Aaron	1	5	91	18.2	0	30	91.0
CORNETT, Colby	1	3	10	3.3	0	6	10.0
SMITH, Zack	1	1	1	1.0	0	1	1.0
Total	1	15	248	16.5	1	47	248.0
Opponents	1	16	217	13.6	0	34	217.0

Punt Returns	no.	yds	avg	td	lg
YOUNG, AI	2	37	18.5	0	36
Total	2	37	18.5	0	36
Opponents	1	4	4.0	0	4

Interceptions	no.	yds	avg	td	lg
LUCAS, Marcus	1	9	9.0	0	9
Total	1	9	9.0	0	9
Opponents	1	0	0.0	0	0

Kick Returns	no.	yds	avg	td	lg
YOUNG, AI	1	17	17.0	0	17
DAVIS, Shabari	1	17	17.0	0	17
Total	2	34	17.0	0	17
Opponents	5	111	22.2	0	46

Fumble Returns	no.	yds	avg	td	lg
Total	0	0	0.0	0	0
Opponents	0	0	0.0	0	0



2018 FINAL STATISTICS



2019 Southeast Missouri Football Southeast Missouri Overall Individual Statistics (as of Aug 30, 2019) All games



Scoring	td	fg	PAT				dnp	saf	pts
			kick	rush	rcv	pass			
SANTACATERINA	2	-	-	-	-	-	-	-	12
TILLER, K.	-	1-1	5-6	-	-	-	-	-	8
WILKERSON, K.	1	-	-	-	-	-	-	-	6
HESS, Geno	1	-	-	-	-	-	-	-	6
CUSTIS, Zion	1	-	-	-	-	-	-	-	6
ROBINSON, Mark	1	-	-	-	-	-	-	-	6
Total	6	1-1	5-6	-	-	-	-	-	44
Opponents	4	-	2-2	-	-	0-2	-	-	26

Total Offense	g	plays	rush	pass	total	avg/g
SANTACATERINA	1	32	54	248	302	302.0
CUSTIS, Zion	1	12	78	0	78	78.0
HESS, Geno	1	13	77	0	77	77.0
ROBINSON, Mark	1	16	72	0	72	72.0
Total	1	74	281	248	529	529.0
Opponents	1	68	170	217	387	387.0

Field Goals	fg	pct.	01-19	20-29	30-39	40-49	50-99	lg	blk
TILLER, K.	1-1	100.0	0-0	1-1	0-0	0-0	0-0	22	0

FG Sequence	Southeast Missouri	Opponents
Southern Illinois	(22)	-

Numbers in (parentheses) indicate field goal was made.

Punting	no.	yds	avg	lg	tb	fc	i20	50+	blk
REYNOLDS, Jake	3	117	39.0	48	0	2	0	0	0
Total	3	117	39.0	48	0	2	0	0	0
Opponents	5	202	40.4	57	0	0	1	1	0

Kickoffs	no.	yds	avg	tb	ob	retn	net	ydln
KRAUSE, Adam	8	461	57.6	1	0			
Total	8	461	57.6	1	0	22.2	40.6	24
Opponents	5	295	59.0	1	1	17.0	47.2	17



2019 Southeast Missouri Football
Southeast Missouri Overall Individual Statistics (as of Aug 30, 2019)
All games



All Purpose	g	rush	rcv	pr	kr	ir	total	avg/g
WILKERSON, K.	1	0	146	0	0	0	146	146.0
ALSTON, Aaron	1	0	91	0	0	0	91	91.0
CUSTIS, Zion	1	78	0	0	0	0	78	78.0
HESS, Geno	1	77	0	0	0	0	77	77.0
ROBINSON, Ma	1	72	0	0	0	0	72	72.0
SANTACATERI	1	54	0	0	0	0	54	54.0
YOUNG, Al	1	0	0	37	17	0	54	54.0
DAVIS, Shabari	1	0	0	0	17	0	17	17.0
CORNETT, Colb	1	0	10	0	0	0	10	10.0
LUCAS, Marcus	1	0	0	0	0	9	9	9.0
SMITH, Zack	1	0	1	0	0	0	1	1.0
Total	1	281	248	37	34	9	609	609.0
Opponents	1	170	217	4	111	0	502	502.0



2018 FINAL STATISTICS



2019 Southeast Missouri Football Southeast Missouri Overall Defensive Statistics (as of Aug 30, 2019) All games



##	Defensive Leaders	gp	Tackles			tfl/yds	Sacks no-yds	Pass defense			Fumbles		blkd	
			ua	a	tot			int-yds	brup	qbh	rcv-yds	ff	kick	saf
5	HALL, Zach	1	7	12	19	2.0-3	1.0-1
2	KNIGHTEN, B.	1	3	3	6
3	SWIFT, Justin	1	2	4	6	1.5-5
8	ALEXANDER, D.	1	4	2	6	2.0-10	1.0-7
50	THORNTON, C.	1	2	2	4	0.5-2
93	DONNELL, Bryson	1	1	2	3
4	DOUGLAS, O.	1	1	2	3
91	PRICE, Josh	1	2	1	3
24	DAVIS, Shabari	1	2	.	2
1	YOUNG, Al	1	1	1	2	.	.	.	1
21	JENKINS, Taj	1	2	.	2	.	.	.	1
92	OCHOA, Ryan	1	2	.	2
13	JOHNSON, L.	1	2	.	2
6D	PIRTLE, Bryant	1	2	.	2	1
29	CALHOUN, D.	1	1	1	2	1
7	LUCAS, Marcus	1	2	.	2	.	.	1-9	1
90	AVERY, Josh	1	.	1	1
33	MCCAULEY, R.	1	.	1	1
5A	MCWELL, Noah	1	1	.	1
25	HODGES, Trai	1	1	.	1
12	MINCEY, Brandon	1	1	.	1
11	FREEMAN, DJ	1	1	.	1	.	.	.	1
99	RICHARDSON, D.	1	1	.	1
TM	TEAM	1	1	.	1
Total		1	42	32	74	6-20	2-8	1-9	4	2
Opponents		1	45	34	79	1-1	0-0	1-0	2	3	.	.	1	.



2018 FINAL STATISTICS



2018 Southeast Missouri Football Southeast Missouri Combined Team Statistics (as of Aug 26, 2019) Conference games



Date	Opponent	Score	Att.
* 09-22-18	at Eastern Kentucky	L 14-23	7720
* 10-06-18	at Tennessee Tech	W 70-38	4404
* 10-13-18	AUSTIN PEAY	W 31-27	6467
* 10-20-18	#4 JACKSONVILLE STATE	W 37-14	3103
* 10-27-18	at UT Martin	W 56-33	4014
* 11-03-18	TENNESSEE STATE	W 38-21	3481
* 11-10-18	at Murray St.	L 38-40	2087
* 11-17-18	EASTERN ILLINOIS	W 38-32	3987

! = NCAA Playoffs First Round, Cape Girardeau, Mo

\$ = NCAA Playoffs Second Round, Ogden, Utah

Rushing	gp	att	gain	loss	net	avg	td	lg	avg/g
TERRY, Marquis	8	132	615	43	572	4.3	8	39	71.5
CUSTIS, Zion	7	57	303	20	283	5.0	3	27	40.4
ROBINSON, Mark	8	42	283	5	278	6.6	4	52	34.8
SANTACATERINA	8	46	157	51	106	2.3	0	14	13.2
HESS, Geno	3	11	64	0	64	5.8	0	17	21.3
COOPER, Anthony	2	4	41	2	39	9.8	1	33	19.5
SMITH, Zack	8	3	19	2	17	5.7	0	16	2.1
CORNETT, Colby	8	1	7	0	7	7.0	0	7	0.9
EISENHART, R.	8	1	5	0	5	5.0	0	5	0.6
Total	8	303	1494	137	1357	4.5	16	52	169.6
Opponents	8	305	1743	256	1487	4.9	9	69	185.9

Passing	gp	effic	comp-att-int	pct	yds	td	lg	avg/g
SANTACATERINA	8	147.42	158-259-6	61.0	2061	19	69	257.6
COOPER, Anthony	2	282.40	6-6-0	100.0	91	1	36	45.5
TEAM	5	0.00	0-2-0	0.0	0	0	0	0.0
CORNETT, Colby	8	0.00	0-1-0	0.0	0	0	0	0.0
Total	8	148.79	164-268-6	61.2	2152	20	69	269.0
Opponents	8	124.43	180-320-15	56.2	2208	19	85	276.0

Receiving	gp	no.	yds	avg	td	lg	avg/g
WILKERSON, K.	8	44	673	15.3	10	58	84.1
SMITH, Zack	8	24	229	9.5	4	30	28.6
ORR, Jerrick	6	20	426	21.3	1	60	71.0
BRYER, Kobe	5	19	184	9.7	0	29	36.8
TERRY, Marquis	8	18	110	6.1	1	38	13.8
CORNETT, Colby	8	13	170	13.1	2	69	21.2
EISENHART, R.	8	7	86	12.3	0	29	10.8
CRUMP, Austin	7	5	89	17.8	1	34	12.7
ALSTON, Aaron	8	4	90	22.5	0	41	11.2
CUSTIS, Zion	7	3	29	9.7	0	32	4.1
ROBERTS, Eain	8	3	12	4.0	0	5	1.5
WALLER, Taylen	8	1	36	36.0	1	36	4.5
HILBURN, Bud	8	1	10	10.0	0	10	1.2
WEBB, Gavin	2	1	7	7.0	0	7	3.5
ROBINSON, Mark	8	1	1	1.0	0	1	0.1
Total	8	164	2152	13.1	20	69	269.0
Opponents	8	180	2208	12.3	19	85	276.0

Field Goals	fg	pct.	01-19	20-29	30-39	40-49	50-99	lg	blk
LITANG, N.	1-5	20.0	0-0	0-0	1-2	0-2	0-1	35	1
TILLER, K.	8-10	80.0	0-0	1-1	5-5	2-4	0-0	41	1

Scoring	td	fg	kick	rush	rcv	pass	dxp	saf	pts
WILKERSON, K.	10	-	-	-	1	-	-	-	62
TERRY, Marquis	9	-	-	-	-	-	-	-	54
TILLER, K.	-	8-10	-	-	-	-	-	-	42
ROBINSON, Mark	4	-	-	-	-	-	-	-	24
LITANG, N.	-	1-5	-	-	-	-	-	-	24
CUSTIS, Zion	4	-	-	-	-	-	-	-	24
SMITH, Zack	4	-	-	-	-	-	-	-	24
CORNETT, Colby	2	-	-	-	-	-	-	-	12
SWIFT, Justin	2	-	-	-	-	-	-	-	12
WALLER, Taylen	2	-	-	-	-	-	-	-	12
HALL, Zach	1	-	-	-	-	-	-	1	8
CRUMP, Austin	1	-	-	-	-	-	-	-	6
COOPER, Anthony	1	-	-	-	-	-	-	-	6
KNIGHTEN, B.	1	-	-	-	-	-	-	-	6
ORR, Jerrick	1	-	-	-	-	-	-	-	6

Record:	Overall	Home	Away	Neutral
All games	6-2	4-0	2-2	0-0
Conference	6-2	4-0	2-2	0-0
Non-Conference	0-0	0-0	0-0	0-0

Team Statistics	SEMO	OPP
FIRST DOWNS	178	195
Rushing	67	68
Passing	91	106
Penalty	20	21
RUSHING YARDAGE	1357	1487
Rushing Attempts	303	305
Average Per Rush	4.5	4.9
Average Per Game	169.6	185.9
TDs Rushing	16	9
PASSING YARDAGE	2152	2208
Comp-Att-Int	164-268-6	180-320-15
Average Per Pass	8.0	6.9
Average Per Catch	13.1	12.3
Average Per Game	269.0	276.0
TDs Passing	20	19
TOTAL OFFENSE	3509	3695
Average Per Play	6.1	5.9
Average Per Game	438.6	461.9
KICK RETURNS: # Yards	31-803	36-723
PUNT RETURNS: # Yards	14-155	7-54
INT RETURNS: # Yards	15-223	6-25
FUMBLES-LOST	4-1	17-7
PENALTIES-Yards	54-565	69-658
PUNTS-AVG	35-40.7	34-36.6
TIME OF POSSESSION/Game	28:32	31:28
3RD-DOWN Conversions	51/118	48/119
4TH-DOWN Conversions	8/13	6/17

Interceptions	no.	yds	avg	td	lg
SWIFT, Justin	3	120	40.0	1	76
HALL, Zach	3	46	15.3	0	35
DAVIS, Shabari	2	28	14.0	0	25
KNIGHTEN, B.	1	16	16.0	0	16
JENKINS, Taj	1	0	0.0	0	0
McCLATCHEY, O.	1	3	3.0	0	3
THOMPSON, Nick	1	0	0.0	0	0
DOUGLAS, O.	1	10	10.0	0	10
FREEMAN, DJ	1	0	0.0	0	0
YOUNG, Al	1	0	0.0	0	0

Punting	no.	yds	avg	lg	tb	fc	i20	50+	blk
REYNOLDS, Jake	35	1423	40.7	71	4	14	4	14	0

Punt Returns	no.	yds	avg	td	lg
SMITH, Zack	12	112	9.3	0	24
EISENHART, R.	1	0	0.0	0	0
ALSTON, Aaron	1	43	43.0	0	0
WALLER, Taylen	0	0	0.0	1	0
Total	14	155	11.1	1	24
Opponents	7	54	7.7	0	50

Kick Returns	no.	yds	avg	td	lg
SMITH, Zack	10	262	26.2	0	58
CUSTIS, Zion	9	356	39.6	1	97
TERRY, Marquis	4	82	20.5	0	39
BRYER, Kobe	2	42	21.0	0	26
McCOLLIN, KT	1	1	1.0	0	0
WILLIAMS, Eric	1	12	12.0	0	12
ALSTON, Aaron	1	16	16.0	0	16
GOREE, Marcus	1	5	5.0	0	5
FREEMAN, DJ	1	25	25.0	0	25
MORRIS, Eli	1	2	2.0	0	2
Total	31	803	25.9	1	97
Opponents	36	723	20.1	1	79

All Purpose	g	rush	rcv	pr	kr	ir	total	avg/g
TERRY, Marquis	8	572	110	0	82	0	764	95.5



SOUTHEAST MISSOURI AND OPPONENT GAME HIGHS

Individual Game Highs

Rushes	16	ROBINSON, Mark vs Southern Illinois (08-29-19)
Yards Rushing	78	CUSTIS, Zion vs Southern Illinois (08-29-19)
TD Rushes	2	SANTACATERINA vs Southern Illinois (08-29-19)
Long Rush	39	HESS, Geno vs Southern Illinois (08-29-19)
Pass attempts	24	SANTACATERINA vs Southern Illinois (08-29-19)
Pass completions	14	SANTACATERINA vs Southern Illinois (08-29-19)
Yards Passing	248	SANTACATERINA vs Southern Illinois (08-29-19)
TD Passes	1	SANTACATERINA vs Southern Illinois (08-29-19)
Long Pass	47	SANTACATERINA vs Southern Illinois (08-29-19)
Receptions	6	WILKERSON, K. vs Southern Illinois (08-29-19)
Yards Receiving	146	WILKERSON, K. vs Southern Illinois (08-29-19)
TD Receptions	1	WILKERSON, K. vs Southern Illinois (08-29-19)
Long Reception	47	WILKERSON, K. vs Southern Illinois (08-29-19)
Field Goals	1	TILLER, K. vs Southern Illinois (08-29-19)
Long Field Goal	22	TILLER, K. vs Southern Illinois (08-29-19)
Punts	3	REYNOLDS, Jake vs Southern Illinois (08-29-19)
Punting Avg	39.0	REYNOLDS, Jake vs Southern Illinois (08-29-19)
Long Punt	48	REYNOLDS, Jake vs Southern Illinois (08-29-19)
Punts inside 20	0	
Long Punt Return	36	YOUNG, Al vs Southern Illinois (08-29-19)
Long Kickoff Return	17	DAVIS, Shabari vs Southern Illinois (08-29-19)
		YOUNG, Al vs Southern Illinois (08-29-19)
Tackles	19	HALL, Zach vs Southern Illinois (08-29-19)
Sacks	1.0	HALL, Zach vs Southern Illinois (08-29-19)
		ALEXANDER, D. vs Southern Illinois (08-29-19)
Tackles For Loss	2.0	HALL, Zach vs Southern Illinois (08-29-19)
		ALEXANDER, D. vs Southern Illinois (08-29-19)
Interceptions	1	LUCAS, Marcus vs Southern Illinois (08-29-19)

Team Game Highs

Rushes	49	vs Southern Illinois (08-29-19)
Yards Rushing	281	vs Southern Illinois (08-29-19)
Yards Per Rush	5.7	vs Southern Illinois (08-29-19)
TD Rushes	5	vs Southern Illinois (08-29-19)
Pass attempts	25	vs Southern Illinois (08-29-19)
Pass completions	15	vs Southern Illinois (08-29-19)
Yards Passing	248	vs Southern Illinois (08-29-19)
Yards Per Pass	9.9	vs Southern Illinois (08-29-19)
TD Passes	1	vs Southern Illinois (08-29-19)
Total Plays	74	vs Southern Illinois (08-29-19)
Total Offense	529	vs Southern Illinois (08-29-19)
Yards Per Play	7.1	vs Southern Illinois (08-29-19)
Points	44	vs Southern Illinois (08-29-19)
Sacks By	2	vs Southern Illinois (08-29-19)
First Downs	28	vs Southern Illinois (08-29-19)
Penalties	12	vs Southern Illinois (08-29-19)
Penalty Yards	81	vs Southern Illinois (08-29-19)
Turnovers	1	vs Southern Illinois (08-29-19)
Interceptions By	1	vs Southern Illinois (08-29-19)
Punts	3	vs Southern Illinois (08-29-19)
Punting Avg	39.0	vs Southern Illinois (08-29-19)
Long Punt	48	vs Southern Illinois (08-29-19)
Punts inside 20	0	
Long Punt Return	36	vs Southern Illinois (08-29-19)

Opponent Game Highs

Rushes	22	Davis, D.J., vs Southern Illinois (08-29-19)
Yards Rushing	125	Davis, D.J., vs Southern Illinois (08-29-19)
TD Rushes	2	Davis, D.J., vs Southern Illinois (08-29-19)
Long Rush	28	Davis, D.J., vs Southern Illinois (08-29-19)
Pass attempts	28	Labanowitz, Sto, vs Southern Illinois (08-29-19)
Pass completions	16	Labanowitz, Sto, vs Southern Illinois (08-29-19)
Yards Passing	217	Labanowitz, Sto, vs Southern Illinois (08-29-19)
TD Passes	0	
Long Pass	34	Labanowitz, Sto, vs Southern Illinois (08-29-19)
Receptions	4	Bonansinga, Sam, vs Southern Illinois (08-29-19)
Yards Receiving	49	Kilby, Nigel, vs Southern Illinois (08-29-19)
TD Receptions	0	
Long Reception	34	Burton, Je'Quan, vs Southern Illinois (08-29-19)
Field Goals	0	
Long Field Goal	0	
Punts	5	Colquhoun, Jack, vs Southern Illinois (08-29-19)
Punting Avg	40.4	Colquhoun, Jack, vs Southern Illinois (08-29-19)
Long Punt	57	Colquhoun, Jack, vs Southern Illinois (08-29-19)
Punts inside 20	1	Colquhoun, Jack, vs Southern Illinois (08-29-19)
Long Punt Return	4	Davis, D.J., vs Southern Illinois (08-29-19)
Long Kickoff Return	46	Burton, Je'Quan, vs Southern Illinois (08-29-19)
Tackles	16	Brown, Qua, vs Southern Illinois (08-29-19)
Sacks	0.0	
Tackles For Loss	0.5	Harper, Madre, vs Southern Illinois (08-29-19)
		Agnew, Keenan, vs Southern Illinois (08-29-19)
Interceptions	1	Strong, Tre', vs Southern Illinois (08-29-19)

Opponent Team Game Highs

Rushes	40	vs Southern Illinois (08-29-19)
Yards Rushing	170	vs Southern Illinois (08-29-19)
Yards Per Rush	4.2	vs Southern Illinois (08-29-19)
TD Rushes	4	vs Southern Illinois (08-29-19)
Pass attempts	28	vs Southern Illinois (08-29-19)
Pass completions	16	vs Southern Illinois (08-29-19)
Yards Passing	217	vs Southern Illinois (08-29-19)
Yards Per Pass	7.8	vs Southern Illinois (08-29-19)
TD Passes	0	
Total Plays	68	vs Southern Illinois (08-29-19)
Total Offense	387	vs Southern Illinois (08-29-19)
Yards Per Play	5.7	vs Southern Illinois (08-29-19)
Points	26	vs Southern Illinois (08-29-19)
Sacks By	0	
First Downs	18	vs Southern Illinois (08-29-19)
Penalties	11	vs Southern Illinois (08-29-19)
Penalty Yards	94	vs Southern Illinois (08-29-19)
Turnovers	1	vs Southern Illinois (08-29-19)
Interceptions By	1	vs Southern Illinois (08-29-19)
Punts	5	vs Southern Illinois (08-29-19)
Punting Avg	40.4	vs Southern Illinois (08-29-19)
Long Punt	57	vs Southern Illinois (08-29-19)
Punts inside 20	1	vs Southern Illinois (08-29-19)
Long Punt Return	4	vs Southern Illinois (08-29-19)



NCAA STATISTICS

Southeast Mo. St. - 2019-20 Football Ranking Summary thru games 09/01/2019

Statistic	National Rank	Conference Rank	Value	National Leader	Value	Conference Leader	Value
3rd Down Conversion Pct (108 ranked)	25	2	0.462	Sacramento St.	0.818	Tennessee Tech	0.524
3rd Down Conversion Pct Defense (108 ranked)	85	7	0.533	Sam Houston St.	0.067	Murray St.	0.294
4th Down Conversion Pct (60 ranked)	1	1	1.000	20 teams tied	1.000	Tennessee Tech	1.000
4th Down Conversion Pct Defense (86 ranked)	58	6	0.500	48 teams tied	0.000	Tennessee Tech	0.000
						Eastern Ill.	0.000
						Jacksonville St.	0.000
Blocked Kicks (3 ranked)				Delaware St.	2	Tennessee St.	1
				Texas Southern	2	UT Martin	1
Blocked Kicks Allowed (106 ranked)	89	8	1	88 teams tied	0	7 teams tied	0
Blocked Punts (1 ranked)				9 teams tied	1	UT Martin	1
Blocked Punts Allowed (100 ranked)	1	1	0	99 teams tied	0	8 teams tied	0
Completion Percentage (108 ranked)	43	5	0.600	Kennesaw St.	0.857	Jacksonville St.	0.755
				North Dakota St.	0.857		
Defensive TDs (1 ranked)				Bethune-Cookman	2		
Fewest Penalties (108 ranked)	99	7	12	5 teams tied	2	Tennessee Tech	5
						Eastern Ill.	5
Fewest Penalties Per Game (108 ranked)	99	7	12.00	5 teams tied	2.00	Tennessee Tech	5.00
						Eastern Ill.	5.00
Fewest Penalty Yards (108 ranked)	83	5	81	Delaware	10	Eastern Ill.	34
Fewest Penalty Yards Per Game (108 ranked)	84	5	81.00	Delaware	10.00	Eastern Ill.	34.00
First Downs Defense (108 ranked)	32	5	18	Hampton	3	Eastern Ky.	11
First Downs Offense (107 ranked)	9	1	28	Samford	35	Tennessee Tech	28
						Southeast Mo. St.	28
Fumbles Lost (108 ranked)	1	1	0	59 teams tied	0	6 teams tied	0
Fumbles Recovered (18 ranked)				McNeese	5	Murray St.	3
Kickoff Return Defense (108 ranked)	72	5	22.20	8 teams tied	0.00	Tennessee Tech	6.00
Kickoff Returns (104 ranked)	63	6	17.00	Kennesaw St.	54.00	Murray St.	31.00
Net Punting (107 ranked)	40	2	37.67	Eastern Ky.	56.00	Eastern Ky.	56.00
Passes Had Intercepted (108 ranked)	58	4	1	57 teams tied	0	Tennessee Tech	0
						Tennessee St.	0
						Murray St.	0
Passes Intercepted (18 ranked)	18	3	1	South Carolina St.	4	Eastern Ill.	2
				Sacramento St.	4	UT Martin	2
Passing Offense (107 ranked)	32	4	248.0	Sam Houston St.	443.0	Tennessee Tech	425.0
Passing Yards Allowed (108 ranked)	50	4	217.0	Hampton	10.0	Eastern Ky.	116.0
Passing Yards per Completion (108 ranked)	16	1	16.53	Kennesaw St.	26.50	Southeast Mo. St.	16.53
Punt Return Defense (108 ranked)	50	7	4.00	Eastern Ky.	-9.00	Eastern Ky.	-9.00
Punt Returns (108 ranked)	4	2	18.50	San Diego	38.00	UT Martin	24.50
Red Zone Defense (56 ranked)	40	5	0.800	8 teams tied	0.000	Eastern Ky.	0.000
Red Zone Offense (101 ranked)	1	1	1.000	50 teams tied	1.000	Southeast Mo. St.	1.000
						Eastern Ky.	1.000
						Tennessee Tech	1.000
Rushing Defense (108 ranked)	57	8	170.0	Saint Francis (PA)	11.0	Tennessee St.	42.0
Rushing Offense (108 ranked)	14	2	281.0	Kennesaw St.	433.0	Eastern Ky.	333.0
Sacks Allowed (108 ranked)	1	1	0.00	21 teams tied	0.00	Southeast Mo. St.	0.00
Scoring Defense (107 ranked)	44	6	26.0	Kennesaw St.	0.0	Eastern Ky.	7.0
Scoring Offense (105 ranked)	14	4	44.0	Sacramento St.	77.0	Murray St.	59.0
						Tennessee Tech	59.0
Tackles for Loss Allowed (108 ranked)	1	1	1.00	6 teams tied	1.00	Southeast Mo. St.	1.00
Team Passing Efficiency (108 ranked)	26	2	148.53	Kennesaw St.	417.94	Tennessee Tech	163.70
Team Passing Efficiency Defense (108 ranked)	27	4	115.10	Hampton	13.14	Tennessee St.	91.38
Team Sacks (77 ranked)	20	1	2.00	Southeastern La.	6.00	4 teams tied	2.00
				William & Mary	6.00		
Team Tackles for Loss (103 ranked)	34	4	6.0	Lamar University	17.0	Eastern Ky.	12.0
						Murray St.	12.0
Time of Possession (108 ranked)	30	5	31:36	Youngstown St.	41:27	Tennessee Tech	38:42
Total Defense (108 ranked)	48	6	387.0	Hampton	65.0	Eastern Ky.	184.0
Total Offense (108 ranked)	13	2	529.0	Sacramento St.	685.0	Tennessee Tech	671.0
Turnover Margin (108 ranked)	45	3	0.00	McNeese	5.00	Murray St.	3.00
Turnovers Gained (46 ranked)	46	5	1	McNeese	5	Murray St.	3
Turnovers Lost (107 ranked)	30	3	1	29 teams tied	0	Tennessee Tech	0



NCAA STATISTICS

All Purpose (199 ranked)	Kristian Wilkerson Aaron Alston Zion Custis Geno Hess Mark Robinson	32 125 175 180 199	5 13 19 20 24	146.00 91.00 78.00 77.00 72.00	Dawonya Tucker, Prairie View	298.00	Chris Rowland, Tennessee St.	235.00
Blocked Kicks (1 ranked)					Brandon Carswell, Delaware St.	2		
Combined Kick Returns (197 ranked)	Al Young Shabari Davis	46 145	5 12	54 17	Michael Armstead, San Diego	221	Terry Williams, UT Martin	171
Completion Percentage (101 ranked)	Daniel Santacaterina	49	6	0.583	Chris Ferguson, Maine	0.793	Zerrick Cooper, Jacksonville St.	0.769
Completions Per Game (141 ranked)	Daniel Santacaterina	56	5	14.00	Shelton Eppler, Northwestern St.	43.00	Zerrick Cooper, Jacksonville St.	40.00
Field Goal Percentage (56 ranked)	Kendrick Tiller	1	1	1.000	33 players tied	1.000	4 players tied	1.000
Field Goals Per Game (23 ranked)	Kendrick Tiller	23	3	1.00	Matthew Cook, UNI Antonio Zita, Tennessee St.	4.00 4.00	Antonio Zita, Tennessee St.	4.00
Forced Fumbles (74 ranked)					Eli Mencer, Albany (NY)	3.00	Marlon Bridges, Jacksonville St.	2.00
Fumbles Recovered (7 ranked)					6 players tied	2	Tay Carothers, Murray St.	2
Interceptions Per Game (4 ranked)	Marcus Lucas	4	2	1.0	Zaire Jones, Youngstown St. Devin Mines, Gardner-Webb Wanya Moton, UT Martin	2.0 2.0 2.0	Wanya Moton, UT Martin	2.0
Kickoff Return TDs (1 ranked)					Quinaz Turner, Murray St. Devron Harper, Gardner-Webb	1 1	Quinaz Turner, Murray St.	1
Kickoff Returns (79 ranked)					David Durden, Mercer	57.5	Yul Gowdy, Jacksonville St.	18.8
Passes Defended (74 ranked)	Marcus Lucas DJ Freeman Taj Jenkins Al Young	14 74 74 74	3 9 9 9	2.0 1.0 1.0 1.0	Caleb Burr, Lafayette Damonique Williams, Tennessee St.	4.0 4.0	Damonique Williams, Tennessee St.	4.0
Passing Efficiency (101 ranked)	Daniel Santacaterina	19	2	150.6	Chris Oladokun, Samford	281.0	Bailey Fisher, Tennessee Tech	164.7
Passing TDs (2 ranked)					Chris Oladokun, Samford	7		
Passing Yards (150 ranked)	Daniel Santacaterina	26	4	248	Chris Oladokun, Samford	553	Bailey Fisher, Tennessee Tech	415
Passing Yards Per Game (150 ranked)	Daniel Santacaterina	25	4	248.0	Dalton Sneed, Montana	427.0	Bailey Fisher, Tennessee Tech	415.0
Passing Yards per Completion (101 ranked)	Daniel Santacaterina	6	1	17.71	Kevin Thomson, Sacramento St.	21.64	Daniel Santacaterina, Southeast Mo. St.	17.71
Points Responsible For (149 ranked)	Daniel Santacaterina Kendrick Tiller Zion Custis Geno Hess Mark Robinson Kristian Wilkerson	16 124 149 149 149 149	2 15 18 18 18 18	18 8 6 6 6 6	Chris Oladokun, Samford	56	Bailey Fisher, Tennessee Tech	36
Points Responsible For Per Game (149 ranked)	Daniel Santacaterina Kendrick Tiller Zion Custis Geno Hess Mark Robinson Kristian Wilkerson	15 124 149 149 149 149	2 15 18 18 18 18	18.0 8.0 6.0 6.0 6.0 6.0	Bailey Fisher, Tennessee Tech Jordan Hoy, Lamar University Trey Lance, North Dakota St.	36.0 36.0 36.0	Bailey Fisher, Tennessee Tech	36.0
Punt Return TDs (1 ranked)					Herschel Blankenship, Western Ill. Brian Dennis, Delaware Terry Williams, UT Martin	1 1 1	Terry Williams, UT Martin	1
Punt Returns (30 ranked)	Al Young	4	2	18.5	Terry Williams, UT Martin	24.5	Terry Williams, UT Martin	24.5
Punting (82 ranked)					Alex Pechin, Bucknell	51.6	Kaleb Mosley, Tennessee St.	43.2
Receiving TDs (5 ranked)					Chris Shelling, Samford	4		
Receiving Yards (142 ranked)	Kristian Wilkerson Aaron Alston	7 41	2 5	146 91	Lajuan Winningham, Central Ark.	222	Chris Rowland, Tennessee St.	172
Receiving Yards Per Game (198 ranked)	Kristian Wilkerson Aaron Alston	6 40	2 5	146.0 91.0	Lajuan Winningham, Central Ark.	222.0	Chris Rowland, Tennessee St.	172.0
Receptions Per Game (168 ranked)	Kristian Wilkerson Aaron Alston Colby Cornett	38 65 168	5 8 18	6.0 5.0 3.0	Brian Jenkins Jr, Alabama A&M Quan Shorts, Northwestern St.	12.0 12.0	Chris Rowland, Tennessee St.	11.0
Rush Yards Per Carry (146 ranked)	Zion Custis Geno Hess Mark Robinson	23 31 59	2 4 8	6.50 5.92 4.50	Dawonya Tucker, Prairie View	17.09	Peyton Logan, UT Martin	11.46
Rushing TDs (1 ranked)					4 players tied	3	Alonzo Booth, Eastern Ky. Bailey Fisher, Tennessee Tech	3 3
Rushing Yards (200 ranked)	Zion Custis Geno Hess Mark Robinson Daniel Santacaterina	45 48 57 95	4 5 8 12	78 77 72 54	Dawonya Tucker, Prairie View	188	Peyton Logan, UT Martin	149
Rushing Yards Per Game (198 ranked)	Zion Custis Geno Hess Mark Robinson Daniel Santacaterina	43 46 55 93	4 5 8 12	78.0 77.0 72.0 54.0	Dawonya Tucker, Prairie View	188.0	Peyton Logan, UT Martin	149.0
Sacks (120 ranked)	Devin Alexander Zach Hall	13 13	1 1	1.00 1.00	Jermaine McDaniel, N.C. A&T	3.00	9 players tied	1.00
Scoring (92 ranked)	Daniel Santacaterina Kendrick Tiller Zion Custis Geno Hess Mark Robinson Kristian Wilkerson	14 70 92 92 92 92	4 11 13 13 13 13	12.0 8.0 6.0 6.0 6.0 6.0	Bailey Fisher, Tennessee Tech	20.0	Bailey Fisher, Tennessee Tech	20.0
Solo Tackles (88 ranked)	Zach Hall	29	2	7.0	Qua Brown, Southern Ill.	12.0	Sherrod Pittman, UT Martin	9.0
Tackles For Loss (132 ranked)	Devin Alexander Zach Hall Justin Swift	25 25 84	4 4 9	2.0 2.0 1.5	BJ DAVIS, South Carolina St.	4.0	Steven Crowder, Eastern Ky.	3.0
	Mark Robinson	162	16	72.0				
Total Points Scored (0 ranked)								
Total Tackles (168 ranked)	Zach Hall	1	1	19.0	Zach Hall, Southeast Mo. St.	19.0	Zach Hall, Southeast Mo. St.	19.0
Total Touchdowns (51 ranked)	Daniel Santacaterina Zion Custis Geno Hess Mark Robinson Kristian Wilkerson	12 51 51 51 51	3 7 7 7 7	2 1 1 1 1	Chris Shelling, Samford	4	Alonzo Booth, Eastern Ky. Bailey Fisher, Tennessee Tech	3 3
Yards per Pass Attempt (101 ranked)	Daniel Santacaterina	7	1	10.33	Chris Oladokun, Samford	16.26	Daniel Santacaterina, Southeast Mo. St.	10.33
Yards per Reception (200 ranked)	Kristian Wilkerson Aaron Alston	36 86	1 3	24.33 18.20	Tucker Cannon, Mercer	46.50	Kristian Wilkerson, Southeast Mo. St.	24.33



SEMO GAME-BY-GAME STATISTICS

	SiU	@MSU	@MIZZOU	WVSU	TTU	@APSU	@JSU	UTM	@TSU	EKU	@EIU	MUR
	<u>8/29</u>	<u>9/7</u>	<u>9/14</u>	<u>9/21</u>	<u>10/5</u>	<u>10/12</u>	<u>10/29</u>	<u>10/26</u>	<u>11/2</u>	<u>11/9</u>	<u>11/16</u>	<u>11/23</u>
First Downs	28											
Rushing	15											
Passing	9											
Penalty	4											
Third Downs	13											
Converted	6											
Efficiency	46.2											
Fourth Downs	1											
Converted	1											
Efficiency	10.00											
Total Net Yards	529											
Plays	74											
Avg Per Play	7.1											
Net Yards Rushing	281											
Attempts	49											
Avg. Per Rush	5.7											
Net Yards Passing	248											
Attempts	25											
Completions	15											
Completion Pct.	60.0											
Yds. Per Attempt	9.9											
Touchdowns	1											
Interceptions	1											
Sacked	0											
Yards Lost	0											
Touchdowns	6											
Rushing	5											
Passing	1											
Returns	0											
Penalties	12											
Yards Lost	81											
Fumbles	0											
Fumbles Lost	0											
Punts	3											
Total Yards	117											
Gross Avg.	39.0											
Net Avg.	37.7											
Inside 20	0											
Touchbacks	0											
FGs Attempted	1											
FGs Made	1											
PATs Made-Att.	5-6											
Kicking M-A	5-6											
2-pt. Rushing M-A	0-0											
2-pt. Passing M-A	0-0											
Kickoffs-Yds-TB	8-461-1											
Safeties	0											
Points Scored	44											
Time of Possession	31:36											
Net TO Ratio	-											



OPPONENT GAME-BY-GAME STATISTICS

	SiU	@MSU	@MIZZOU	WVSVU	TTU	@APSU	@JSU	UTM	@TSU	EKU	@EIU	MUR
	8/29	9/7	9/14	9/21	10/5	10/12	10/29	10/26	11/2	11/9	11/16	11/23
First Downs	18											
Rushing	7											
Passing	9											
Penalty	2											
Third Downs	15											
Converted	8											
Efficiency	53.3											
Fourth Downs	2											
Converted	1											
Efficiency	50.0											
Total Net Yards	387											
Plays	68											
Avg Per Play	5.7											
Net Yards Rushing	170											
Attempts	40											
Avg. Per Rush	4.2											
Net Yards Passing	217											
Attempts	28											
Completions	16											
Completion Pct.	57.1											
Yds. Per Attempt	7.8											
Touchdowns	0											
Interceptions	1											
Sacked	2											
Yards Lost	8											
Touchdowns	4											
Rushing	4											
Passing	0											
Returns	0											
Penalties	11											
Yards Lost	94											
Fumbles	0											
Fumbles Lost	0											
Punts	5											
Total Yards	202											
Gross Avg.	40.4											
Net Avg.	33.0											
Inside 20	1											
Touchbacks	0											
FGs Attempted	0											
FGs Made	0											
PATs Made-Att.	2-4											
Kicking M-A	2-2											
2-pt. Rushing M-A	0-0											
2-pt. Passing M-A	0-2											
Kickoffs-Yds-TB	5-295-1											
Safeties	0											
Points Scored	26											
Time of Possession	28:24											
Net TO Ratio	-											



STATISTICS

Game-by-Game Leaders

<u>Date</u>	<u>Opponent</u>	<u>Scoring</u>	<u>Rushing Yards</u>	<u>Receptions</u>	<u>Receiving Yards</u>	<u>Tackles</u>
08-29-19	Southern Illinois	Santacaterina - 12 pts.	Custis - 78	Wilkerson - 6	Wilkerson - 146	Hall - 19
09-07-19	at Montana State					
09-14-19	at Missouri					
09-21-19	West Virginia State					
10-05-19	Tennessee Tech					
10-12-19	at Austin Peay					
10-19-19	at Jacksonville State					
10-26-19	UT Martin					
11-02-19	at Tennessee State					
11-09-19	Eastern Kentucky					
11-16-19	at Eastern Illinois					
11-23-19	Murray State					

Game-by-Game Scoring

		Southeast Missouri								Opponents								Point
Date	Opponent	1	2	1H	3	4	2H	OT	TOT	1	2	1H	3	4	2H	OT	TOT	Differential
08-29-19	Southern Illinois	0	20	20	17	7	24	-	44	7	7	14	0	12	12	-	26	+18
09-07-19	at Montana State																	
09-14-19	at Missouri																	
09-21-19	West Virginia State																	
10-05-19	Tennessee Tech																	
10-12-19	at Austin Peay																	
10-19-19	at Jacksonville State																	
10-26-19	UT Martin																	
11-02-19	at Tennessee State																	
11-09-19	Eastern Kentucky																	
11-16-19	at Eastern Illinois																	
11-23-19	Murray State																	
	Total	0	20	20	17	7	24	-	44	7	7	14	0	12	12	-	26	+18

Southeast Missouri Red Zone Statistics

		Drives In		Scoring		Total	Made	Missed			Avg.	GOAL-TO-GO			
Date	Opponent	Red Zone	Scores	%	TDs	Pts.	FGs	FGs	TO	Downs	Points	Drives	TDs	TD %	FGs
08-29-19	Southern Illinois	7	7	1.000	6	44	1	0	0	0	6.3	6	5	83.3	1
09-07-19	at Montana State														
09-14-19	at Missouri														
09-21-19	West Virginia State														
10-05-19	Tennessee Tech														
10-12-19	at Austin Peay														
10-19-19	at Jacksonville State														
10-26-19	UT Martin														
11-02-19	at Tennessee State														
11-09-19	Eastern Kentucky														
11-16-19	at Eastern Illinois														
11-23-19	Murray State														
	Total	7	7	1.000	6	44	1	0	0	0	6.3	6	5	83.3	1



STATISTICS

Opponent Red Zone Statistics

		Drives In		Scoring		Total	Made	Missed			Avg.	GOAL-TO-GO			
Date	Opponent	Red Zone	Scores	%	TDs	Pts.	FGs	FGs	TO	Downs	Points	Drives	TDs	TD %	FGs
08-29-19	Southern Illinois	5	4	80.0	4	26	0	0	1	0	6.5	2	2	1.000	0
09-07-19	at Montana State														
09-14-19	at Missouri														
09-21-19	West Virginia State														
10-05-19	Tennessee Tech														
10-12-19	at Austin Peay														
10-19-19	at Jacksonville State														
10-26-19	UT Martin														
11-02-19	at Tennessee State														
11-09-19	Eastern Kentucky														
11-16-19	at Eastern Illinois														
11-23-19	Murray State														
	Total	5	4	80.0	4	26	0	0	1	0	6.5	2	2	1.000	0

Game-by-Game Comparison (Southeast Missouri/Opponent)

			FIRST DOWNS					RUSHING	PASSING		TOTAL OFFENSE	RETURN	
DATE	OPPONENT	Score	Total	Rush	Pass	Pen	No.-Yds	Comp-Att-Int	Yds	Plays-Yds	Yds	TOs	
08-29-19	Southern Illinois	44-26	28/18	15/7	9/9	4/2	49-281/40-170	15-25-1/16-28-1	248/217	74-529/68-387	80/115	1/1	
09-07-19	at Montana State												
09-14-19	at Missouri												
09-21-19	West Virginia State												
10-05-19	Tennessee Tech												
10-12-19	at Austin Peay												
10-19-19	at Jacksonville State												
10-26-19	UT Martin												
11-02-19	at Tennessee State												
11-09-19	Eastern Kentucky												
11-16-19	at Eastern Illinois												
11-23-19	Murray State												

<u>DATE</u>	<u>OPPONENT</u>	<u>3rd Down</u>	<u>4th Down</u>	<u>Time of</u>	<u>TOP</u>	<u>Avg Yds</u>	<u>Avg Yds</u>	<u>Avg Yds</u>	<u>Punting</u>	<u>Penalties</u>
		<u>Conv</u>	<u>Conv</u>	<u>Possession</u>	<u>Margin</u>	<u>Per Rush</u>	<u>Per Pass</u>	<u>Per Play</u>	<u>No.-Avg</u>	<u>No.-Yds</u>
08-29-19	Southern Illinois	6-13/8-15	1-1/1-2	31:36/28:24	3:12	5.7/4.2	9.9/7.8	7.1/5.7	3-39.0/5-40.4	12-81/11-94
09-07-19	at Montana State									
09-14-19	at Missouri									
09-21-19	West Virginia State									
10-05-19	Tennessee Tech									
10-12-19	at Austin Peay									
10-19-19	at Jacksonville State									
10-26-19	UT Martin									
11-02-19	at Tennessee State									
11-09-19	Eastern Kentucky									
11-16-19	at Eastern Illinois									
11-23-19	Murray State									

SEMO SCORING DRIVES

					Drive		Score		Time
Date	Opponent	Obtained	Scoring Play	PAT	Plays-Yards	Time	SEMO-OPP	QTR	Left
08-29-19	Southern Illinois	Punt	Santacaterina 3 yd run	Tiller kick	7-85	2:25	7-7	2	10:06
08-29-19	Southern Illinois	Kickoff	Custis 4 yd run	Tiller kick blocked	4-65	1:14	14-13	2	4:30
08-29-19	Southern Illinois	Punt	Robinson 1 yd run	Tiller kick	4-31	1:36	20-14	2	0:37
08-29-19	Southern Illinois	Punt	Tiller 22 yd field goal	-	12-60	4:31	23-14	3	8:47
08-29-19	Southern Illinois	Punt	Santacaterina 7 yd run	Tiller kick	10-65	4:12	30-14	3	3:47
08-29-19	Southern Illinois	Punt	Wilkerson 18 yd pass from Santacaterina	Tiller kick	3-75	0:49	37-14	3	1:57
08-29-19	Southern Illinois	Kickoff	Hess 1 yd run	Tiller kick	8-75	3:28	44-20	4	10:41



OPPONENT SCORING DRIVES

<u>Date</u>	<u>Opponent</u>	<u>Obtained</u>	<u>Scoring Play</u>	<u>PAT</u>	<u>Drive</u> <u>Plays-Yards</u>	<u>Time</u>	<u>Score</u> <u>SEMO-OPP</u>	<u>QTR</u>	<u>Time</u> <u>Left</u>
08-29-19	Southern Illinois	Punt	Williams 1 yd run	Cerra kick	10-66	5:04	0-7	1	7:28
08-29-19	Southern Illinois	Kickoff	Davis 17 yd run	Cerra kick	8-75	4:22	7-14	2	5:44
08-29-19	Southern Illinois	Kickoff	Davis 2 yd run	Labanowitz pass failed	10-75	2:48	37-20	4	14:09
08-29-19	Southern Illinois	Interception	Elliott 4 yd run	Labanowitz pass failed	8-76	2:47	44-26	4	5:20



STATISTICS

Southeast Missouri Rushes of 10 or More Yards

<u>Date</u>	<u>Opponent</u>	<u>QTR</u>	<u>Rusher</u>	<u>Yards</u>
08-29-19	Southern Illinois	2	Zion Custis	16
08-29-19	Southern Illinois	3	Zion Custis	12
08-29-19	Southern Illinois	3	Mark Robinson	16
08-29-19	Southern Illinois	3	Mark Robinson	10
08-29-19	Southern Illinois	4	Geno Hess	39
08-29-19	Southern Illinois	4	Daniel Santacaterina	18

Opponent Rushes of 10 or More Yards

<u>Date</u>	<u>Opponent</u>	<u>QTR</u>	<u>Rusher</u>	<u>Yards</u>
08-29-19	Southern Illinois	1	D.J. Davis	28
08-29-19	Southern Illinois	2	D.J. Davis	17
08-29-19	Southern Illinois	3	D.J. Davis	15
08-29-19	Southern Illinois	4	D.J. Davis	14



STATISTICS

Southeast Missouri Completions of 20 or More Yards

Date	Opponent	QTR	Passer/Receiver	Yards
08-29-19	Southern Illinois	2	Santacaterina/Alston	30
08-29-19	Southern Illinois	2	Santacaterina/Wilkerson	33
08-29-19	Southern Illinois	2	Santacaterina/Wilkerson	34
08-29-19	Southern Illinois	3	Santacaterina/Wilkerson	47

Opponent Completions of 20 or More Yards

Date	Opponent	QTR	Passer/Receiver	Yards
08-29-19	Southern Illinois	1	Labanowitz/Burton	34
08-29-19	Southern Illinois	2	Labanowitz/Thompson	31
08-29-19	Southern Illinois	4	Labanowitz/Kilby	33



GAME-BY-GAME TACKLES

Player	SIU 8/29	@MSU 9/7	@MIZZOU 9/14	WVSU 9/21	TTU 10/5	@APSU 10/12	@JSU 10/19	UTM 10/26	@TSU 11/2	EKU 11/9	@EIU 11/16	MUR 11/23
Devon Alexander.....	6											
Josh Avery	1											
Derrick Calhoun	2											
Shabari Davis.....	2											
Bryson Donnell	3											
Omarrick Douglas.....	3											
DJ Freeman	1											
Zach Hall	19											
Trai Hodges.....	1											
Taj Jenkins.....	2											
Lawrence Johnson.....	2											
Bydarrius Knighten.....	6											
Marcus Lucas	2											
Rasean McCauley.....	1											
Noah McWell.....	1											
Brandon Mincey	1											
Ryan Ochoa	2											
Bryant Pirtle.....	2											
Josh Price.....	3											
Daterraion Richardson	1											
Justin Swift.....	6											
Clarence Thornton	4											
Al Young	2											

Sacks	No.	Yds
Devin Alexander	1.0	7
Zach Hall	1.0	1
Total	2.0	8

Tackles for Loss	No.	Yds
Devin Alexander	2.0	10
Zach Hall	2.0	3
Justin Swift	1.5	5
Clarence Thornton	0.5	2
Total	6.0	20

Forced Fumbles	No.	Yds
-	-	-

Fumble Recoveries	No.	Yds
-	-	-

Pass Breakups	No.	Yds
Taj Jenkins	1	
Marcus Lucas	1	
Al Young	1	
DJ Freeman	1	
Total	4	

Interceptions	No.	Yds
Marcus Lucas	1	9

Blocked Kicks	No.	Yds
-	-	-



GAME-BY-GAME STARTERS

Game-by-Game Offensive Starters

Date	Opponent	WR	WR	TE	LT	LG	C	RG	RT	QB	RB	WR
08-29-19	Southern Illinois	Cornett	Alston	Hilburn	Baker	Swehla	Ford	Rosenthal	Korte	Santacaterina	Robinson	Wilkerson
09-07-19	at Montana State											
09-14-19	at Missouri											
09-21-19	West Virginia State											
10-05-19	Tennessee Tech											
10-12-19	at Austin Peay											
10-19-19	at Jacksonville State											
10-26-19	UT Martin											
11-02-19	at Tennessee State											
11-09-19	Eastern Kentucky											
11-16-19	at Eastern Illinois											
11-23-19	Murray State											

Game-by-Game Defensive Starters

Date	Opponent	DT	NT	DT	OLB	LB (Will)	ILB (Mike)	OLB	CB	SS	FS	CB
08-29-19	Southern Illinois	Thornton	Avery	Ochoa	Swift	Alexander	Hall	Douglas	Young	Lucas	Knighten	Freeman
09-07-19	at Montana State											
09-14-19	at Missouri											
09-21-19	West Virginia State											
10-05-19	Tennessee Tech											
10-12-19	at Austin Peay											
10-19-19	at Jacksonville State											
10-26-19	UT Martin											
11-02-19	at Tennessee State											
11-09-19	Eastern Kentucky											
11-16-19	at Eastern Illinois											
11-23-19	Murray State											

Game-by-Game Specialists

Date	Opponent	K	P
08-29-19	Southern Illinois	Krause	Reynolds
09-07-19	at Montana State		
09-14-19	at Missouri		
09-21-19	West Virginia State		
10-05-19	Tennessee Tech		
10-12-19	at Austin Peay		
10-19-19	at Jacksonville State		
10-26-19	UT Martin		
11-02-19	at Tennessee State		
11-09-19	Eastern Kentucky		
11-16-19	at Eastern Illinois		
11-23-19	Murray State		

2019 Participation Chart

10	Jermel Adams	1/0	2	Bydarrius Knighten	1/1	18	Taylen Waller	1/0
8	Devin Alexander	1/1	68	Nate Korte	1/1	6	Kristian Wilkerson	1/1
85	Aaron Alston	1/1	39	Adam Krause	1/0	88	Eric Williams	1/0
90	Josh Avery	1/1	7	Marcus Lucas	1/1	1	Al Young	1/1
71	Ja'Chai Baker	1/1	27	Mike Matthews	1/0			
80	Jalen Bethany	1/0	33	Rasean McCauley	1/0			
41	Camden Boyle	1/0	5	Noah McWell	1/0			
29	Derrick Calhoun	1/0	12	Brandon Mincey	1/0			
76	Terry Cook	1/0	61	Dane Nelson	1/0			
16	Colby Cornett	1/1	92	Ryan Ochoa	1/1			
22	Zion Custis	1/0	59	Alex Parades	1/0			
24	Shabari Davis	1/0	6	Bryant Pirtle	1/0			
19	Jontae Dobson	1/0	91	Josh Price	1/0			
93	Bryson Donnell	1/0	8	Joe Pyle	1/0			
4	Omarick Douglas	1/1	36	Jake Reynolds	1/0			
70	Tyler Ford	1/1	99	Daterraion Richardson	1/0			
15	Jordan Foster	1/0	23	Mark Robinson	1/1			
11	DJ Freeman	1/1	64	Jaden Rosenthal	1/1			
48	Andrew Graves	1/0	10	Daniel Santacaterina	1/1			
5	Zach Hall	1/1	60	Brandt Selesky	1/0			
28	Robert Hatchett III	1/0	9	Zack Smith	1/0			
26	Geno Hess	1/0	87	Caleb Strauss	1/0			
44	Bud Hilburn	1/1	77	Elijah Swehla	1/1			
25	Trai Hodges	1/0	3	Justin Swift	1/1			
21	Taj Jenkins	1/0	30	Nick Thompson	1/0			
13	Lawrence Johnson	1/0	50	Clarence Thornton	1/1			
			37	Kendrick Tiller	1/0			



GAME-BY-GAME STATISTICS

Game-by-Game Rushing/Passing/Receiving (Games with Statistics Listed Only)

Aaron Alston

		RUSHING				RECEIVING			
2018	Opponent	No.	Yds	TD	Lg	No.	Yds	TD	Lg
09-08-18	Dayton	0	0	0	0	1	19	0	19
10-06-18	at Tennessee Tech	0	0	0	0	2	62	0	41
10-13-18	Austin Peay	0	0	0	0	1	14	0	14
11-03-18	Tennessee State	0	0	0	0	1	14	0	14
11-24-18	Stony Brook	0	0	0	0	1	13	0	13
12-01-18	at Weber State	0	0	0	0	1	15	0	15
	Total	0	0	0	0	7	137	0	41
		RUSHING				RECEIVING			
2019	Opponent	No.	Yds	TD	Lg	No.	Yds	TD	Lg
08-29-19	Southern Illinois	0	0	0	0	5	91	0	30
	Total	0	0	0	0	5	91	0	30

Colby Cornett

		RUSHING				RECEIVING			
2018	Opponent	No.	Yds	TD	Lg	No.	Yds	TD	Lg
09-08-18	Dayton	0	0	0	0	2	16	0	10
09-15-18	at Southern Illinois	0	0	0	0	1	-2	0	0
10-02-18	at Tennessee Tech	0	0	0	0	3	115	2	69
10-27-18	at UT Martin	0	0	0	0	2	15	0	9
11-03-18	Tennessee State	0	0	0	0	3	27	0	13
11-10-18	at Murray State	1	7	0	7	0	0	0	0
11-17-18	Eastern Illinois	0	0	0	0	5	13	0	6
12-01-18	at Weber State	0	0	0	0	1	30	0	30
	Total	1	7	0	7	17	214	2	69
		RUSHING				RECEIVING			
2019	Opponent	No.	Yds	TD	Lg	No.	Yds	TD	Lg
08-29-19	Southern Illinois	0	0	0	0	3	10	0	6
	Total	0	0	0	0	3	10	0	6

Austin Crump

		RUSHING				RECEIVING			
2018	Opponent	No.	Yds	TD	Lg	No.	Yds	TD	Lg
09-15-18	at Southern Illinois	0	0	0	0	3	23	2	14
10-13-18	Austin Peay	0	0	0	0	1	19	1	19
10-27-18	at UT Martin	0	0	0	0	2	27	0	16
11-03-18	Tennessee State	0	0	0	0	1	9	0	9
11-17-18	Eastern Illinois	0	0	0	0	1	34	0	34
11-24-18	Stony Brook	0	0	0	0	1	1	0	1
	Total	0	0	0	0	9	113	3	34

Zion Custis

		RUSHING				RECEIVING			
2018	Opponent	No.	Yds	TD	Lg	No.	Yds	TD	Lg
09-22-18	at Eastern Kentucky	11	37	1	10	0	0	0	0
10-06-18	at Tennessee Tech	14	66	2	24	1	32	0	32
10-13-18	Austin Peay	12	53	0	8	0	0	0	0
10-27-18	at UT Martin	3	23	0	26	0	0	0	0
11-03-18	Tennessee State	5	27	0	11	0	0	0	0
11-10-18	at Murray State	1	0	0	0	0	0	0	0
11-17-18	Eastern Illinois	11	77	0	27	2	-3	0	0
11-24-18	Stony Brook	2	-4	0	1	0	0	0	0
12-01-18	at Weber State	5	62	1	34	0	0	0	0
	Total	64	366	4	34	3	29	0	32
		RUSHING				RECEIVING			
2019	Opponent	No.	Yds	TD	Lg	No.	Yds	TD	Lg
08-29-19	Southern Illinois	12	78	1	16	0	0	0	0
	Total	12	78	1	16	0	0	0	0

Geno Hess

		RUSHING				RECEIVING			
2018	Opponent	No.	Yds	TD	Lg	No.	Yds	TD	Lg
10-06-18	at Tennessee Tech	0	0	0	0	11	64	0	17
	Total	0	0	0	0	11	64	0	17
		RUSHING				RECEIVING			
2019	Opponent	No.	Yds	TD	Lg	No.	Yds	TD	Lg
08-29-19	Southern Illinois	13	77	1	39	0	0	0	0
	Total	13	77	1	39	0	0	0	0

Bud Hilburn

		RUSHING				RECEIVING			
2018	Opponent	No.	Yds	TD	Lg	No.	Yds	TD	Lg
11-10-18	at Murray State	0	0	0	0	1	10	0	10
	Total	0	0	0	0	1	10	0	10

Joe Pyle

		PASSING					
2019	Opponent	Cmp	Att	Int	Yds	TD	LG
08-29-19	Southern Illinois	1	1	0	0	0	0
	Total	1	1	0	0	0	0

Mark Robinson

		RUSHING				RECEIVING			
2018	Opponent	No.	Yds	TD	Lg	No.	Yds	TD	Lg
09-01-18	at Arkansas State	12	33	0	12	1	2	0	2
09-08-18	Dayton	3	6	0	6	1	21	0	21
09-15-18	at Southern Illinois	1	2	0	2	0	0	0	0
09-22-18	at Eastern Kentucky	4	13	0	4	0	0	0	0
10-06-18	at Tennessee Tech	9	75	1	29	0	0	0	0
10-13-18	Austin Peay	3	19	0	7	0	0	0	0
10-20-18	Jacksonville State	5	80	1	52	0	0	0	0
10-27-18	at UT Martin	2	14	0	14	0	0	0	0
11-03-18	Tennessee State	1	17	0	17	0	0	0	0
11-10-18	at Murray State	2	11	0	8	0	0	0	0
11-17-18	Eastern Illinois	16	49	1	13	1	1	0	1
11-24-18	Stony Brook	4	9	0	5	0	0	0	0
12-01-18	at Weber State	12	36	0	13	2	7	0	7
	Total	74	364	3	52	5	31	0	21
		RUSHING				RECEIVING			
2019	Opponent	No.	Yds	TD	Lg	No.	Yds	TD	Lg
08-29-19	Southern Illinois	16	72	1	16	0	0	0	0
	Total	16	72	1	16	0	0	0	0

Daniel Santacaterina

		RUSHING				RECEIVING			
2018	Opponent	No.	Yds	TD	Lg	No.	Yds	TD	Lg
09-01-18	at Arkansas State	3	-9	0	11	0	0	0	0
09-08-18	Dayton	5	5	1	11	0	0	0	0
09-15-18	at Southern Illinois	8	22	0	26	0	0	0	0
09-22-18	at Eastern Kentucky	6	21	0	7	0	0	0	0
10-06-18	at Tennessee Tech	1	2	0	2	0	0	0	0
10-13-18	Austin Peay	7	25	0	11	0	0	0	0
10-20-18	Jacksonville State	7	11	0	14	0	0	0	0
10-27-18	at UT Martin	6	2	0	9	0	0	0	0
11-03-18	Tennessee State	8	27	0	11	0	0	0	0
11-10-18	at Murray State	6	3	0	7	0	0	0	0
11-17-18	Eastern Illinois	5	15	0	6	0	0	0	0
11-24-18	Stony Brook	11	35	1	16	0	0	0	0
12-01-18	at Weber State	15	44	1	33	0	0	0	0
	Total	88	203	3	33	0	0	0	0



GAME-BY-GAME STATISTICS

		PASSING						
2018	Opponent	Cmp	Att	Int	Yds	TD	Lg	
09-01-18	at Arkansas State	10	13	0	89	1	52	
09-08-18	Dayton	21	31	0	269	3	73	
09-15-18	at Southern Illinois	18	31	1	179	2	34	
09-22-18	at Eastern Kentucky	15	32	4	159	1	34	
10-06-18	at Tennessee Tech	20	27	0	395	4	69	
10-13-18	Austin Peay	19	37	1	344	3	48	
10-20-18	Jacksonville State	13	21	0	104	2	17	
10-27-18	at UT Martin	21	34	0	386	3	58	
11-03-18	Tennessee State	22	36	0	306	4	38	
11-10-18	at Murray State	18	34	1	156	1	25	
11-17-18	Eastern Illinois	30	38	0	211	1	34	
11-24-18	Stony Brook	13	29	0	136	3	39	
12-01-18	at Weber State	12	30	4	110	0	30	
	Total	232	393	11	2,844	28	73	

		RECEIVING						
2019	Opponent	No.	Yds	TD	Lg	No.	Yds	TD
08-29-19	Southern Illinois	8	54	2	18	0	0	0
	Total	8	54	2	18	0	0	0

		PASSING						
2019	Opponent	Cmp	Att	Int	Yds	TD	Lg	
08-29-19	Southern Illinois	14	24	1	248	1	47	
	Total	14	24	1	248	1	47	

Zack Smith

		RUSHING				RECEIVING			
2017	Opponent	No.	Yds	TD	Lg	No.	Yds	TD	Lg
09-16-17	Southern Illinois	0	0	0	0	3	20	1	12
09-23-17	at Eastern Illinois	0	0	0	0	6	55	0	28
09-30-17	Eastern Kentucky	0	0	0	0	1	11	0	11
10-21-17	at Austin Peay	0	0	0	0	3	66	1	34
10-28-17	at Jacksonville State	0	0	0	0	4	81	1	37
11-04-17	UT Martin	1	7	0	7	2	20	0	14
11-11-17	at Tennessee State	0	0	0	0	1	0	0	0
	Total	1	7	0	7	20	253	3	37

		RUSHING				RECEIVING			
2018	Opponent	No.	Yds	TD	Lg	No.	Yds	TD	Lg
09-01-18	at Arkansas State	0	0	0	0	6	34	0	14
09-08-18	Dayton	0	0	0	0	5	122	1	73
09-15-18	at Southern Illinois	1	17	0	17	4	36	0	14
09-22-18	at Eastern Kentucky	0	0	0	0	4	42	1	18
10-06-18	at Tennessee Tech	0	0	0	0	1	-5	0	0
10-13-18	Austin Peay	1	16	0	16	5	63	1	30
10-20-18	Jacksonville State	1	-2	0	0	2	9	1	14
10-27-18	at UT Martin	1	3	0	3	6	56	0	27
11-10-18	at Murray State	0	0	0	0	2	19	1	14
11-17-18	Eastern Illinois	0	0	0	0	4	45	0	27
11-24-18	Stony Brook	0	0	0	0	3	50	0	39
12-01-18	at Weber State	1	7	0	7	2	6	0	4
	Total	5	41	0	17	44	477	5	73

		RUSHING				RECEIVING			
2019	Opponent	No.	Yds	TD	Lg	No.	Yds	TD	Lg
08-29-19	Southern Illinois	0	0	0	0	1	1	0	1
	Total	0	0	0	0	1	1	0	1

Taylen Waller

		RUSHING				RECEIVING			
2016	Opponent	No.	Yds	TD	Lg	No.	Yds	TD	Lg
10-06-18	at Tennessee Tech	0	0	0	0	1	36	1	36
	Total	0	0	0	0	1	36	1	36

Kristian Wilkerson

		RUSHING				RECEIVING			
2016	Opponent	No.	Yds	TD	Lg	No.	Yds	TD	Lg
09-03-16	at Memphis	0	0	0	0	5	48	0	21
09-10-16	at Southern Illinois	0	0	0	0	4	85	1	31
09-17-16	Indiana State	0	0	0	0	3	58	0	23
09-24-16	at Murray State	0	0	0	0	2	24	0	19
10-08-16	at Eastern Kentucky	0	0	0	0	3	67	1	45
10-22-16	at Tennessee Tech	0	0	0	0	4	116	1	47
10-29-16	Austin Peay	0	0	0	0	5	70	0	24
11-05-16	Jacksonville State	0	0	0	0	2	93	1	49
11-12-16	at UT Martin	0	0	0	0	4	131	0	55
11-19-16	Tennessee State	0	0	0	0	3	51	0	25
	Total	0	0	0	0	35	743	4	55

		RUSHING				RECEIVING			
2017	Opponent	No.	Yds	TD	Lg	No.	Yds	TD	Lg
09-02-17	at Kansas	0	0	0	0	9	68	1	22
09-09-17	at Dayton	0	0	0	0	9	88	1	17
09-16-17	Southern Illinois	0	0	0	0	4	26	0	19
09-23-17	at Eastern Illinois	0	0	0	0	7	134	0	60
09-30-17	Eastern Kentucky	0	0	0	0	3	40	0	20
10-14-17	Tennessee Tech	0	0	0	0	7	109	1	47
10-21-17	at Austin Peay	0	0	0	0	5	26	0	13
11-11-17	at Tennessee State	0	0	0	0	7	55	2	15
11-18-17	Murray State	0	0	0	0	1	7	0	7
	Total	0	0	0	0	52	553	5	60

		RUSHING				RECEIVING			
2018	Opponent	No.	Yds	TD	Lg	No.	Yds	TD	Lg
09-01-18	at Arkansas State	0	0	0	0	2	56	0	52
09-08-18	Dayton	0	0	0	0	4	34	2	18
09-15-18	at Southern Illinois	0	0	0	0	4	43	0	28
09-22-18	at Eastern Kentucky	0	0	0	0	3	23	0	16
10-06-18	at Tennessee Tech	0	0	0	0	7	70	1	22
10-13-18	Austin Peay	0	0	0	0	4	66	1	20
10-20-18	Jacksonville State	0	0	0	0	6	53	1	13
10-27-18	at UT Martin	0	0	0	0	8	263	3	58
11-03-18	Tennessee State	0	0	0	0	8	129	3	37
11-10-18	at Murray State	0	0	0	0	3	29	0	17
11-17-18	Eastern Illinois	0	0	0	0	5	40	1	13
11-24-18	Stony Brook	0	0	0	0	5	57	2	38
12-01-18	at Weber State	0	0	0	0	2	31	0	22
	Total	0	0	0	0	61	894	14	58

		RUSHING				RECEIVING			
2019	Opponent	No.	Yds	TD	Lg	No.	Yds	TD	Lg
08-29-19	Southern Illinois	0	0	0	0	6	146	1	47
	Total	0	0	0	0	6	146	1	47

Eric Williams

		RUSHING				RECEIVING			
2017	Opponent	No.	Yds	TD	Lg	No.	Yds	TD	Lg
09-09-17	at Dayton	0	0	0	0	1	4	0	4
09-30-17	Eastern Kentucky	0	0	0	0	1	6	0	6
10-14-17	Tennessee Tech	0	0	0	0	3	28	1	18
10-21-17	at Austin Peay	0	0	0	0	4	51	1	16
10-28-17	at Jacksonville State	0	0	0	0	1	40	0	40
11-04-17	UT Martin	0	0	0	0	4	47	0	25
11-11-17	at Tennessee State	0	0	0	0	1	12	0	12
	Total	0	0	0	0	15	188	2	40



GAME-BY-GAME STATISTICS

Game-by-Game Defensive (Games with Statistics Listed Only)

2019	Opponent	Solo	Ast	Total	TFL-Yds	SK-Yds	FF	FR-Yds	Int-Yds
08-29-19	Southern Illinois	0	1	1	0.0-0	0.0-0	0	0-0	0-0
	<i>Total</i>	0	1	1	0.0-0	0.0-0	0	0-0	0-0

Jermel Adams

2017	Opponent	Solo	Ast	Total	TFL-Yds	SK-Yds	FF	FR-Yds	Int-Yds
10-14-17	Tennessee Tech	1	0	1	0.0-0	0.0-0	0	0-0	0-0
	<i>Total</i>	1	0	1	0.0-0	0.0-0	0	0-0	0-0
2018	Opponent	Solo	Ast	Total	TFL-Yds	SK-Yds	FF	FR-Yds	Int-Yds
09-01-18	at Arkansas State	0	1	1	0.0-0	0.0-0	0	0-0	0-0
	<i>Total</i>	0	1	1	0.0-0	0.0-0	0	0-0	0-0

Devin Alexander

2016	Opponent	Solo	Ast	Total	TFL-Yds	SK-Yds	FF	FR-Yds	Int-Yds
09-03-16	at Memphis	1	0	1	0.0-0	0.0-0	0	0-0	0-0
09-10-16	at Southern Illinois	3	1	4	1.0-8	1.0-8	0	0-0	0-0
09-17-16	Indiana State	2	1	3	0.0-0	0.0-0	0	0-0	0-0
09-24-16	at Murray State	1	0	1	0.0-0	0.0-0	0	0-0	0-0
10-01-16	Eastern Illinois	0	1	1	0.0-0	0.0-0	0	0-0	0-0
10-08-16	at Eastern Kentucky	1	1	2	0.0-0	0.0-0	0	0-0	0-0
10-22-16	at Tennessee Tech	1	1	2	0.0-0	0.0-0	0	0-0	0-0
10-29-16	Austin Peay	1	0	1	1.0-6	0.0-0	0	0-0	0-0
11-05-16	Jacksonville State	1	0	1	0.0-0	0.0-0	0	0-0	0-0
11-12-16	at UT Martin	0	1	1	0.0-0	0.0-0	0	0-0	0-0
11-19-16	Tennessee State	1	2	3	0.0-0	0.0-0	0	0-0	0-0
	<i>Total</i>	12	8	20	2.0-14	1.0-8	0	0-0	0-0
2017	Opponent	Solo	Ast	Total	TFL-Yds	SK-Yds	FF	FR-Yds	Int-Yds
09-02-17	at Kansas	2	1	3	0.0-0	0.0-0	0	0-0	0-0
09-09-17	at Dayton	0	3	3	0.0-0	0.0-0	0	0-0	0-0
09-16-17	Southern Illinois	2	0	2	0.0-0	0.0-0	0	0-0	0-0
09-23-17	at Eastern Illinois	1	2	3	1.0-6	1.0-6	0	0-0	0-0
09-30-17	Eastern Kentucky	1	0	1	0.0-0	0.0-0	0	0-0	0-0
10-14-17	Tennessee Tech	1	4	5	0.0-0	0.0-0	0	0-0	0-0
10-21-17	at Austin Peay	0	2	2	0.0-0	0.0-0	0	0-0	0-0
10-28-17	at Jacksonville State	0	2	2	0.0-0	0.0-0	0	0-0	0-0
11-04-17	UT Martin	5	1	6	1.0-1	0.0-0	0	0-0	0-0
11-11-17	at Tennessee State	1	3	4	1.5-5	0.5-3	0	0-0	1-21
11-18-17	Murray State	2	0	2	1.0-19	1.0-19	0	0-0	0-0
	<i>Total</i>	15	18	33	4.5-31	2.5-28	0	0-0	1-21
2019	Opponent	Solo	Ast	Total	TFL-Yds	SK-Yds	FF	FR-Yds	Int-Yds
08-29-19	Southern Illinois	4	2	6	2.0-10	1.0-7	0	0-0	0-0
	<i>Total</i>	4	2	6	2.0-10	1.0-7	0	0-0	0-0

Aaron Alston

2018	Opponent	Solo	Ast	Total	TFL-Yds	SK-Yds	FF	FR-Yds	Int-Yds
09-15-18	at Southern Illinois	1	0	1	0.0-0	0.0-0	0	0-0	0-0
10-27-18	at UT Martin	0	1	1	0.0-0	0.0-0	0	1-0	0-0
11-03-18	Tennessee State	0	1	1	0.0-0	0.0-0	0	0-0	0-0
11-10-18	at Murray State	1	0	1	0.0-0	0.0-0	0	0-0	0-0
11-17-18	Eastern Illinois	4	2	6	0.0-0	0.0-0	0	0-0	0-0
	<i>Total</i>	6	4	10	0.0-0	0.0-0	0	1-0	0-0

Josh Avery

2018	Opponent	Solo	Ast	Total	TFL-Yds	SK-Yds	FF	FR-Yds	Int-Yds
09-01-18	at Arkansas State	0	2	2	0.0-0	0.0-0	0	0-0	0-0
09-08-18	Dayton	0	1	1	0.0-0	0.0-0	0	0-0	0-0
09-22-18	at Eastern Kentucky	0	2	2	0.0-0	0.0-0	0	0-0	0-0
11-10-18	at Murray State	1	0	1	0.0-0	0.0-0	0	0-0	0-0
11-17-18	Eastern Illinois	2	0	2	1.0-5	1.0-5	0	0-0	0-0
11-24-18	Stony Brook	0	2	2	0.0-0	0.0-0	0	0-0	0-0
12-01-18	at Weber State	1	0	1	0.0-0	0.0-0	0	0-0	0-0
	<i>Total</i>	4	7	11	1.0-5	1.0-5	0	0-0	0-0

Derrick Calhoun

2018	Opponent	Solo	Ast	Total	TFL-Yds	SK-Yds	FF	FR-Yds	Int-Yds
10-06-18	at Tennessee Tech	2	1	3	0.0-0	0.0-0	0	0-0	0-0
10-13-18	Austin Peay	1	0	1	0.0-0	0.0-0	0	0-0	0-0
10-20-18	Jacksonville State	1	1	2	0.0-0	0.0-0	0	0-0	0-0
10-27-18	at UT Martin	0	1	1	0.0-0	0.0-0	0	0-0	0-0
11-03-18	Tennessee State	1	0	1	0.0-0	0.0-0	0	0-0	0-0
11-10-18	at Murray State	5	0	5	0.0-0	0.0-0	0	0-0	0-0
11-17-18	Eastern Illinois	0	1	1	0.0-0	0.0-0	0	0-0	0-0
11-24-18	Stony Brook	3	2	5	0.0-0	0.0-0	0	0-0	0-0
12-01-18	at Weber State	0	2	2	0.0-0	0.0-0	0	0-0	0-0
	<i>Total</i>	13	8	21	0.0-0	0.0-0	0	0-0	0-0
2019	Opponent	Solo	Ast	Total	TFL-Yds	SK-Yds	FF	FR-Yds	Int-Yds
08-29-19	Southern Illinois	1	1	2	0.0-0	0.0-0	0	0-0	0-0
	<i>Total</i>	1	1	2	0.0-0	0.0-0	0	0-0	0-0

Shabari Davis

2017	Opponent	Solo	Ast	Total	TFL-Yds	SK-Yds	FF	FR-Yds	Int-Yds
09-02-17	at Kansas	3	0	3	1.0-2	0.0-0	0	0-0	1-18
09-09-17	at Dayton	1	1	2	0.0-0	0.0-0	0	0-0	0-0
09-23-17	at Eastern Illinois	2	0	2	0.0-0	0.0-0	0	0-0	0-0
09-30-17	Eastern Kentucky	2	0	2	0.0-0	0.0-0	0	0-0	1-27
10-28-17	at Jacksonville State	1	0	1	0.0-0	0.0-0	0	0-0	0-0
11-11-17	at Tennessee State	0	1	1	0.0-0	0.0-0	0	0-0	0-0
11-18-17	Murray State	1	0	1	0.0-0	0.0-0	0	0-0	0-0
	<i>Total</i>	10	2	12	1.0-2	0.0-0	0	0-0	2-45
2018	Opponent	Solo	Ast	Total	TFL-Yds	SK-Yds	FF	FR-Yds	Int-Yds
09-01-18	at Arkansas State	3	1	4	0.0-0	0.0-0	0	0-0	0-0
09-15-18	at Southern Illinois	2	0	2	0.0-0	0.0-0	0	0-0	0-0
09-22-18	at Eastern Kentucky	1	0	1	0.0-0	0.0-0	0	0-0	0-0
10-06-18	at Tennessee Tech	3	0	3	0.0-0	0.0-0	0	0-0	0-0
10-27-18	at UT Martin	1	0	1	0.0-0	0.0-0	0	0-0	1-25
11-17-18	Eastern Illinois	1	0	1	0.0-0	0.0-0	0	0-0	1-3
11-24-18	Stony Brook	1	1	2	0.0-0	0.0-0	0	0-0	0-0
12-01-18	at Weber State	1	2	3	0.0-0	0.0-0	0	0-0	0-0
	<i>Total</i>	13	4	17	0.0-0	0.0-0	0	0-0	2-28
2019	Opponent	Solo	Ast	Total	TFL-Yds	SK-Yds	FF	FR-Yds	Int-Yds
08-29-19	Southern Illinois	2	0	2	0.0-0	0.0-0	0	0-0	0-0
	<i>Total</i>	2	0	2	0.0-0	0.0-0	0	0-0	0-0

Bryson Donnell

2017	Opponent	Solo	Ast	Total	TFL-Yds	SK-Yds	FF	FR-Yds	Int-Yds
09-09-17	at Dayton	0	1	1	0.0-0	0.0-0	0	0-0	0-0
09-16-17	Southern Illinois	1	0	1	0.0-0	0.0-0	0	0-0	0-0
09-23-17	at Eastern Illinois	1	1	2	0.0-0	0.0-0	0	0-0	0-0
10-14-17	Tennessee Tech	1	0	1	0.0-0	0.0-0	0	1-0	0-0
10-21-17	at Austin Peay	1	1	2	1.0-7	1.0-7	0	0-0	0-0
10-28-17	at Jacksonville State	1	2	3	0.0-0	0.0-0	0	0-0	0-0
11-04-17	UT Martin	1	1	2	0.5-1	0.0-0	0	0-0	0-0
11-11-17	at Tennessee State	1	0	1	1.0-3	0.0-0	0	0-0	0-0
11-18-17	Murray State	0	1	1	0.0-0	0.0-0	0	0-0	0-0
	<i>Total</i>	7	7	14	2.5-11	1.0-7	0	0-0	0-0
2018	Opponent	Solo	Ast	Total	TFL-Yds	SK-Yds	FF	FR-Yds	Int-Yds
09-01-18	at Arkansas State	0	4	4	0.5-0	0.0-0	0	0-0	0-0
09-08-18	Dayton	1	0	1	0.0-0	0.0-0	0	0-0	0-0
09-15-18	at Southern Illinois	1	1	2	1.0-6	1.0-6	0	0-0	0-0
09-22-18	at Eastern Kentucky	0	4	4	0.0-0	0.0-0	0	0-0	0-0
10-06-18	at Tennessee Tech	1	1	2	0.0-0	0.0-0	0	0-0	0-0
10-27-18	at UT Martin	0	1	1	0.5-0	0.0-0	0	0-0	0-0



GAME-BY-GAME STATISTICS

11-03-18	Tennessee State	0	1	1	0.0-0	0.0-0	0	0-0	0-0
11-10-18	at Murray State	1	0	1	0.0-0	0.0-0	0	0-0	0-0
11-17-18	Eastern Illinois	0	1	1	0.0-0	0.0-0	0	0-0	0-0
12-01-18	at Weber State	0	1	1	0.0-0	0.0-0	0	0-0	0-0
	Total	4	14	18	2.0-6	1.0-6	0	0-0	0-0
2019	Opponent	Solo	Ast	Total	TFL-Yds	SK-Yds	FF	FR-Yds	Int-Yds
08-29-19	Southern Illinois	1	2	3	0.0-0	0.0-0	0	0-0	0-0
	Total	1	2	3	0.0-0	0.0-0	0	0-0	0-0

Omarick Douglas

2017	Opponent	Solo	Ast	Total	TFL-Yds	SK-Yds	FF	FR-Yds	Int-Yds
09-02-17	at Kansas	0	0	0	0.0-0	0.0-0	0	1-0	0-0
09-16-17	Southern Illinois	0	2	2	0.0-0	0.0-0	0	0-0	0-0
09-23-17	at Eastern Illinois	2	2	4	1.0-2	0.0-0	0	0-0	0-0
09-30-17	Eastern Kentucky	1	0	1	0.0-0	0.0-0	0	0-0	0-0
10-14-17	Tennessee Tech	1	1	2	0.0-0	0.0-0	0	0-0	0-0
10-21-17	at Austin Peay	0	2	2	1.0-2	0.0-0	0	0-0	0-0
10-28-17	at Jacksonville State	0	2	2	0.5-1	0.0-0	0	0-0	0-0
11-04-17	UT Martin	2	0	2	0.0-0	0.0-0	0	0-0	0-0
	Total	6	9	15	2.5-5	0.0-0	0	1-0	0-0
2018	Opponent	Solo	Ast	Total	TFL-Yds	SK-Yds	FF	FR-Yds	Int-Yds
09-01-18	at Arkansas State	2	5	7	0.0-0	0.0-0	0	0-0	1-0
09-08-18	Dayton	1	2	3	0.0-0	0.0-0	0	0-0	0-0
09-15-18	at Southern Illinois	7	1	8	1.0-2	0.0-0	0	0-0	0-0
09-22-18	at Eastern Kentucky	5	5	10	1.0-5	1.0-5	0	0-0	0-0
10-06-18	at Tennessee Tech	2	1	3	1.0-6	1.0-6	0	0-0	0-0
10-13-18	Austin Peay	0	2	2	0.0-0	0.0-0	0	0-0	0-0
10-20-18	Jacksonville State	3	2	5	0.0-0	0.0-0	0	2-0	0-0
10-27-18	at UT Martin	1	13	14	1.5-4	0.0-0	0	0-0	0-0
11-03-18	Tennessee State	1	4	5	0.0-0	0.0-0	0	0-0	0-0
11-10-18	at Murray State	10	4	14	4.0-14	1.0-6	2	1-0	0-0
11-17-18	Eastern Illinois	3	2	5	1.5-4	0.0-0	0	0-0	1-10
11-24-18	Stony Brook	3	4	7	0.5-1	0.0-0	0	0-0	0-0
12-01-18	at Weber State	2	3	5	0.0-0	0.0-0	0	0-0	0-0
	Total	42	46	88	10.0-36	3.0-17	2	3-0	2-10
2019	Opponent	Solo	Ast	Total	TFL-Yds	SK-Yds	FF	FR-Yds	Int-Yds
08-29-19	Southern Illinois	1	2	3	0.0-0	0.0-0	0	0-0	0-0
	Total	1	2	3	0.0-0	0.0-0	0	0-0	0-0

DJ Freeman

2018	Opponent	Solo	Ast	Total	TFL-Yds	SK-Yds	FF	FR-Yds	Int-Yds
09-01-18	at Arkansas State	0	2	2	0.0-0	0.0-0	0	0-0	0-0
09-08-18	Dayton	4	0	4	0.0-0	0.0-0	0	0-0	0-0
09-15-18	at Southern Illinois	4	3	7	0.0-0	0.0-0	0	0-0	1-0
09-22-18	at Eastern Kentucky	1	1	2	0.0-0	0.0-0	0	0-0	0-0
10-06-18	at Tennessee Tech	3	1	4	0.0-0	0.0-0	0	0-0	0-0
10-13-18	Austin Peay	2	1	3	0.0-0	0.0-0	0	0-0	0-0
10-20-18	Jacksonville State	0	3	3	0.0-0	0.0-0	0	0-0	1-0
10-27-18	at UT Martin	4	3	7	2.0-7	1.0-6	0	0-0	0-0
11-03-18	Tennessee State	6	1	7	0.0-0	0.0-0	0	0-0	0-0
11-10-18	at Murray State	3	5	8	1.0-1	0.0-0	0	0-0	0-0
11-24-18	Stony Brook	4	0	4	1.0-10	1.0-10	0	0-0	0-0
12-01-18	at Weber State	2	3	5	0.0-0	0.0-0	0	0-0	0-0
	Total	33	23	56	4.0-18	2.0-16	0	0-0	2-0
2019	Opponent	Solo	Ast	Total	TFL-Yds	SK-Yds	FF	FR-Yds	Int-Yds
08-29-19	Southern Illinois	1	0	1	0.0-0	0.0-0	0	0-0	0-0
	Total	1	0	1	0.0-0	0.0-0	0	0-0	0-0

Zach Hall

2016	Opponent	Solo	Ast	Total	TFL-Yds	SK-Yds	FF	FR-Yds	Int-Yds
09-24-16	at Murray State	2	3	5	1.0-3	0.0-0	0	0-0	0-0
10-01-16	Eastern Illinois	1	1	2	0.0-0	0.0-0	0	0-0	0-0
10-08-16	at Eastern Kentucky	1	1	2	0.0-0	0.0-0	0	1-0	0-0
10-22-16	at Tennessee Tech	3	1	4	0.0-0	0.0-0	0	0-0	0-0
10-29-16	Austin Peay	4	3	7	1.0-7	1.0-7	0	0-0	0-0
11-05-16	Jacksonville State	4	6	10	1.5-4	0.0-0	0	0-0	0-0
11-12-16	at UT Martin	1	1	2	0.0-0	0.0-0	0	0-0	0-0
11-19-16	Tennessee State	0	4	4	0.0-0	0.0-0	0	0-0	0-0
	Total	16	20	36	3.5-14	1.0-7	0	1-0	0-0
2017	Opponent	Solo	Ast	Total	TFL-Yds	SK-Yds	FF	FR-Yds	Int-Yds
09-02-17	at Kansas	1	1	2	0.0-0	0.0-0	0	0-0	0-0
09-09-17	at Dayton	1	3	4	1.5-5	1.0-5	0	0-0	0-0
09-16-17	Southern Illinois	1	3	4	0.0-0	0.0-0	0	0-0	0-0
09-23-17	at Eastern Illinois	1	8	9	0.0-0	0.0-0	0	0-0	0-0
09-30-17	Eastern Kentucky	3	1	4	1.0-12	1.0-12	0	0-0	0-0
10-14-17	Tennessee Tech	5	1	6	2.0-18	1.0-15	1	0-0	0-0
10-21-17	at Austin Peay	3	7	10	0.5-1	0.0-0	0	0-0	0-0
10-28-17	at Jacksonville State	8	3	11	3.0-20	3.0-20	0	0-0	0-0
11-04-17	UT Martin	5	4	9	2.0-6	1.0-5	0	0-0	0-0
11-11-17	at Tennessee State	5	5	10	4.0-24	2.0-20	0	0-0	0-0
11-18-17	Murray State	5	5	10	1.0-1	0.0-0	0	0-0	0-0
	Total	38	41	79	15.0-87	9.0-77	1	0-0	0-0
2018	Opponent	Solo	Ast	Total	TFL-Yds	SK-Yds	FF	FR-Yds	Int-Yds
09-01-18	at Arkansas State	9	13	22	1.0-3	0.0-0	1	0-0	0-0
09-08-18	Dayton	4	5	9	0.0-0	0.0-0	0	1-0	0-0
09-15-18	at Southern Illinois	4	6	10	0.0-0	0.0-0	0	0-0	1-10
09-22-18	at Eastern Kentucky	5	9	14	0.0-0	0.0-0	0	0-0	0-0
10-06-18	at Tennessee Tech	3	5	8	1.0-2	0.0-0	0	1-0	0-0
10-13-18	Austin Peay	6	8	14	3.0-17	1.0-11	0	0-0	0-0
10-20-18	Jacksonville State	6	9	15	2.5-4	0.0-0	0	0-0	0-0
10-27-18	at UT Martin	6	9	15	0.5-2	0.0-0	1	0-0	1-0
11-03-18	Tennessee State	5	7	12	1.5-5	0.0-0	0	0-0	1-35
11-10-18	at Murray State	7	8	15	1.5-13	1.0-12	2	0-0	1-11
11-17-18	Eastern Illinois	7	9	16	0.0-0	0.0-0	0	0-0	0-0
11-24-18	Stony Brook	4	9	13	1.0-1	0.0-0	0	0-0	0-0
12-01-18	at Weber State	1	4	5	0.0-0	0.0-0	0	0-0	0-0
	Total	67	101	168	12.0-47	2.0-23	4	1-0	4-56
2019	Opponent	Solo	Ast	Total	TFL-Yds	SK-Yds	FF	FR-Yds	Int-Yds
08-29-19	Southern Illinois	7	12	19	2.0-3	1.0-1	0	0-0	0-0
	Total	7	12	19	2.0-3	1.0-1	0	0-0	0-0

Britt Harris

2018	Opponent	Solo	Ast	Total	TFL-Yds	SK-Yds	FF	FR-Yds	Int-Yds
09-08-18	Dayton	1	1	2	0.0-0	0.0-0	0	0-0	0-0
11-03-18	Tennessee State	0	1	1	0.0-0	0.0-0	0	0-0	0-0
11-10-18	at Murray State	2	0	2	0.0-0	0.0-0	0	0-0	0-0
11-17-18	Eastern Illinois	1	2	3	0.0-0	0.0-0	0	0-0	0-0
11-24-18	Stony Brook	0	1	1	0.0-0	0.0-0	0	0-0	0-0
12-01-18	at Weber State	1	0	1	0.0-0	0.0-0	0	0-0	0-0
	Total	5	5	10	0.0-0	0.0-0	0	0-0	0-0

Trai Hodges

2018	Opponent	Solo	Ast	Total	TFL-Yds	SK-Yds	FF	FR-Yds	Int-Yds
09-01-18	at Arkansas State	0	1	1	0.0-0	0.0-0	0	0-0	0-0
09-15-18	at Southern Illinois	1	0	1	0.0-0	0.0-0	0	0-0	0-0
10-06-18	at Tennessee Tech	0	1	1	0.0-0	0.0-0	0	0-0	0-0
10-20-18	Jacksonville State	2	0	2	0.0-0	0.0-0	0	0-0	0-0
11-10-18	at Murray State	2	2	4	0.0-0	0.0-0	0	0-0	0-0
11-17-18	Eastern Illinois	2	0	2	0.0-0	0.0-0	0	0-0	0-0
12-01-18	at Weber State	2	0	2	0.0-0	0.0-0	0	0-0	0-0
	Total	9	4	13	0.0-0	0.0-0	0	0-0	0-0



GAME-BY-GAME STATISTICS

2019	Opponent	Solo	Ast	Total	TFL-Yds	SK-Yds	FF	FR-Yds	Int-Yds
08-29-19	Southern Illinois	1	0	1	0.0-0	0.0-0	0	0-0	0-0
	<i>Total</i>	<i>1</i>	<i>0</i>	<i>1</i>	<i>0.0-0</i>	<i>0.0-0</i>	<i>0</i>	<i>0-0</i>	<i>0-0</i>

Rashad Hughes

2018	Opponent	Solo	Ast	Total	TFL-Yds	SK-Yds	FF	FR-Yds	Int-Yds
09-08-18	Dayton	0	1	1	0.0-0	0.0-0	0	0-0	0-0
09-15-18	at Southern Illinois	1	1	2	0.0-0	0.0-0	0	0-0	0-0
10-06-18	at Tennessee Tech	1	0	1	0.0-0	0.0-0	0	0-0	0-0
	<i>Total</i>	<i>2</i>	<i>2</i>	<i>4</i>	<i>0.0-0</i>	<i>0.0-0</i>	<i>0</i>	<i>0-0</i>	<i>0-0</i>

Taj Jenkins

2016	Opponent	Solo	Ast	Total	TFL-Yds	SK-Yds	FF	FR-Yds	Int-Yds
10-08-16	at Eastern Kentucky	1	1	2	0.0-0	0.0-0	0	0-0	0-0
10-22-16	at Tennessee Tech	0	1	1	0.0-0	0.0-0	0	0-0	0-0
10-29-16	Austin Peay	2	1	3	0.0-0	0.0-0	0	0-0	0-0
11-12-16	at UT Martin	0	1	1	0.0-0	0.0-0	0	0-0	0-0
11-19-16	Tennessee State	0	1	1	0.0-0	0.0-0	0	0-0	0-0
	<i>Total</i>	<i>3</i>	<i>5</i>	<i>8</i>	<i>0.0-0</i>	<i>0.0-0</i>	<i>0</i>	<i>0-0</i>	<i>0-0</i>

2017	Opponent	Solo	Ast	Total	TFL-Yds	SK-Yds	FF	FR-Yds	Int-Yds
09-09-17	at Kansas	1	0	1	0.0-0	0.0-0	0	0-0	0-0
	<i>Total</i>	<i>1</i>	<i>0</i>	<i>1</i>	<i>0.0-0</i>	<i>0.0-0</i>	<i>0</i>	<i>0-0</i>	<i>0-0</i>

2018	Opponent	Solo	Ast	Total	TFL-Yds	SK-Yds	FF	FR-Yds	Int-Yds
09-01-18	at Arkansas State	1	3	4	0.0-0	0.0-0	0	0-0	0-0
09-08-18	Dayton	2	1	3	0.0-0	0.0-0	0	0-0	0-0
09-15-18	at Southern Illinois	2	1	3	0.0-0	0.0-0	0	0-0	0-0
09-22-18	at Eastern Kentucky	1	0	1	0.0-0	0.0-0	0	0-0	0-0
10-06-18	at Tennessee Tech	1	1	2	0.0-0	0.0-0	0	0-0	0-0
10-13-18	Austin Peay	0	1	1	0.0-0	0.0-0	0	0-0	0-0
10-20-18	Jacksonville State	0	0	0	0.0-0	0.0-0	0	0-0	1-0
11-10-18	at Murray State	5	2	7	1.0-1	0.0-0	0	0-0	0-0
11-17-18	Eastern Illinois	0	3	3	0.0-0	0.0-0	0	0-0	0-0
11-24-18	Stony Brook	3	1	4	0.5-0	0.0-0	0	0-0	1-0
12-01-18	at Weber State	2	0	2	0.0-0	0.0-0	0	0-0	0-0
	<i>Total</i>	<i>17</i>	<i>13</i>	<i>30</i>	<i>1.5-1</i>	<i>0.0-0</i>	<i>0</i>	<i>0-0</i>	<i>2-0</i>

2019	Opponent	Solo	Ast	Total	TFL-Yds	SK-Yds	FF	FR-Yds	Int-Yds
08-29-19	Southern Illinois	2	0	2	0.0-0	0.0-0	0	0-0	0-0
	<i>Total</i>	<i>2</i>	<i>0</i>	<i>2</i>	<i>0.0-0</i>	<i>0.0-0</i>	<i>0</i>	<i>0-0</i>	<i>0-0</i>

Lawrence Johnson

2019	Opponent	Solo	Ast	Total	TFL-Yds	SK-Yds	FF	FR-Yds	Int-Yds
08-29-19	Southern Illinois	2	0	2	0.0-0	0.0-0	0	0-0	0-0
	<i>Total</i>	<i>2</i>	<i>0</i>	<i>2</i>	<i>0.0-0</i>	<i>0.0-0</i>	<i>0</i>	<i>0-0</i>	<i>0-0</i>

Bydarrus Knighten

2017	Opponent	Solo	Ast	Total	TFL-Yds	SK-Yds	FF	FR-Yds	Int-Yds
09-02-17	at Kansas	3	1	4	0.0-0	0.0-0	0	0-0	0-0
09-09-17	at Dayton	4	2	6	0.0-0	0.0-0	0	0-0	0-0
09-16-17	Southern Illinois	6	1	7	0.0-0	0.0-0	0	0-0	0-0
09-23-17	at Eastern Illinois	1	1	2	0.0-0	0.0-0	0	0-0	0-0
09-30-17	Eastern Kentucky	3	2	5	0.0-0	0.0-0	0	0-0	0-0
10-14-17	Tennessee Tech	4	1	5	0.0-0	0.0-0	0	0-0	0-0
10-21-17	at Austin Peay	1	4	5	0.0-0	0.0-0	0	0-0	0-0
10-28-17	at Jacksonville State	1	0	1	0.0-0	0.0-0	0	0-0	1-0
11-04-17	UT Martin	6	1	7	0.0-0	0.0-0	0	0-0	0-0
11-11-17	at Tennessee State	2	3	5	0.0-0	0.0-0	0	0-0	0-0
11-18-17	Murray State	2	3	5	0.0-0	0.0-0	0	0-0	0-0
	<i>Total</i>	<i>33</i>	<i>19</i>	<i>52</i>	<i>0.0-0</i>	<i>0.0-0</i>	<i>0</i>	<i>0-0</i>	<i>1-0</i>

2018	Opponent	Solo	Ast	Total	TFL-Yds	SK-Yds	FF	FR-Yds	Int-Yds
09-01-18	at Arkansas State	2	3	5	0.0-0	0.0-0	0	1-2	0-0
09-08-18	Dayton	6	1	7	0.0-0	0.0-0	1	0-0	0-0
09-15-18	at Southern Illinois	9	2	11	0.0-0	0.0-0	0	0-0	0-0
09-22-18	at Eastern Kentucky	5	4	9	0.0-0	0.0-0	0	0-0	0-0

10-06-18	at Tennessee Tech	0	3	3	0.0-0	0.0-0	0	0-0	0-0
10-13-18	Austin Peay	5	5	10	0.5-2	0.0-0	0	0-0	0-0
10-20-18	Jacksonville State	2	3	5	0.0-0	0.0-0	0	0-0	0-0
10-27-18	at UT Martin	3	4	7	0.0-0	0.0-0	0	0-0	1-16
11-03-18	Tennessee State	4	0	4	0.0-0	0.0-0	0	0-0	0-0
11-10-18	at Murray State	4	3	7	0.0-0	0.0-0	0	0-0	0-0
11-17-18	Eastern Illinois	5	2	7	1.0-3	0.0-0	0	0-0	0-0
11-24-18	Stony Brook	2	2	4	0.0-0	0.0-0	0	0-0	0-0
12-01-18	at Weber State	4	5	9	0.0-0	0.0-0	0	0-0	0-0
	<i>Total</i>	<i>51</i>	<i>37</i>	<i>88</i>	<i>1.5-5</i>	<i>0.0-0</i>	<i>1</i>	<i>1--2</i>	<i>1-16</i>

2019	Opponent	Solo	Ast	Total	TFL-Yds	SK-Yds	FF	FR-Yds	Int-Yds
08-29-19	Southern Illinois	3	3	6	0.0-0	0.0-0	0	0-0	0-0
	<i>Total</i>	<i>3</i>	<i>3</i>	<i>6</i>	<i>0.0-0</i>	<i>0.0-0</i>	<i>0</i>	<i>0-0</i>	<i>0-0</i>

Marcus Lucas

2018	Opponent	Solo	Ast	Total	TFL-Yds	SK-Yds	FF	FR-Yds	Int-Yds
09-01-18	at Arkansas State	1	0	1	0.0-0	0.0-0	0	0-0	1-35
09-08-18	Dayton	3	1	4	0.0-0	0.0-0	0	0-0	1-7
09-15-18	at Southern Illinois	3	4	7	0.0-0	0.0-0	0	0-0	0-0
09-22-18	at Eastern Kentucky	2	0	2	0.0-0	0.0-0	0	0-0	0-0
10-06-18	at Tennessee Tech	0	1	1	0.0-0	0.0-0	0	0-0	0-0
10-13-18	Austin Peay	6	3	9	0.5-3	0.0-0	0	0-0	0-0
10-20-18	Jacksonville State	4	0	4	0.0-0	0.0-0	0	0-0	0-0
10-27-18	at UT Martin	1	2	3	0.0-0	0.0-0	0	0-0	0-0
11-03-18	Tennessee State	6	1	7	1.0-7	0.0-0	0	0-0	0-0
11-10-18	at Murray State	4	1	5	0.0-0	0.0-0	0	0-0	0-0
11-24-18	Stony Brook	1	1	2	0.0-0	0.0-0	0	0-0	0-0
	<i>Total</i>	<i>31</i>	<i>14</i>	<i>45</i>	<i>1.5-10</i>	<i>0.0-0</i>	<i>0</i>	<i>0-0</i>	<i>2-42</i>

2019	Opponent	Solo	Ast	Total	TFL-Yds	SK-Yds	FF	FR-Yds	Int-Yds
08-29-19	Southern Illinois	2	0	2	0.0-0	0.0-0	0	0-0	1-9
	<i>Total</i>	<i>2</i>	<i>0</i>	<i>2</i>	<i>0.0-0</i>	<i>0.0-0</i>	<i>0</i>	<i>0-0</i>	<i>1-9</i>

Noah McWell

2019	Opponent	Solo	Ast	Total	TFL-Yds	SK-Yds	FF	FR-Yds	Int-Yds
08-29-19	Southern Illinois	1	0	1	0.0-0	0.0-0	0	0-0	0-0
	<i>Total</i>	<i>1</i>	<i>0</i>	<i>1</i>	<i>0.0-0</i>	<i>0.0-0</i>	<i>0</i>	<i>0-0</i>	<i>0-0</i>

Cameron Meeks

2018	Opponent	Solo	Ast	Total	TFL-Yds	SK-Yds	FF	FR-Yds	Int-Yds
09-01-18	at Arkansas State	0	1	1	0.0-0	0.0-0	0	0-0	0-0
11-03-18	Tennessee State	0	1	1	0.5-4	0.5-4	0	0-0	0-0
11-17-18	Eastern Illinois	1	1	2	0.0-0	0.0-0	0	0-0	0-0
11-24-18	Stony Brook	1	4	5	0.0-0	0.0-0	0	0-0	0-0
12-01-18	at Weber State	1	1	2	0.0-0	0.0-0	0	0-0	0-0
	<i>Total</i>	<i>3</i>	<i>8</i>	<i>11</i>	<i>0.5-4</i>	<i>0.5-4</i>	<i>0</i>	<i>0-0</i>	<i>0-0</i>

Brandon Mincey

2019	Opponent	Solo	Ast	Total	TFL-Yds	SK-Yds	FF	FR-Yds	Int-Yds
08-29-19	Southern Illinois	1	0	1	0.0-0	0.0-0	0	0-0	0-0
	<i>Total</i>	<i>1</i>	<i>0</i>	<i>1</i>	<i>0.0-0</i>	<i>0.0-0</i>	<i>0</i>	<i>0-0</i>	<i>0-0</i>

Ryan Ochoa

2016	Opponent	Solo	Ast	Total	TFL-Yds	SK-Yds	FF	FR-Yds	Int-Yds
10-22-16	at Tennessee Tech	0	1	1	0.0-0	0.0-0	0	0-0	0-0
	<i>Total</i>	<i>0</i>	<i>1</i>	<i>1</i>	<i>0.0-0</i>	<i>0.0-0</i>	<i>0</i>	<i>0-0</i>	<i>0-0</i>
2017	Opponent	Solo	Ast	Total	TFL-Yds	SK-Yds	FF	FR-Yds	Int-Yds
09-02-17	at Kansas	2	0	2	0.0-0	0.0-0	0	0-0	0-0
09-09-17	at Dayton	0	2	2	0.0-0	0.0-0	0	0-0	0-0
09-16-17	Southern Illinois	2	0	2	0.0-0	0.0-0	0	0-0	0-0
09-23-17	at Eastern Illinois	3	1	4	1.0-1	1.0-1	0	0-0	0-0
10-14-17	Tennessee Tech	2	0	2	1.0-1	0.0-0	0	0-0	0-0
10-21-17	at Austin Peay	1	3	4	0.0-0	0.0-0	0	0-0	0-0
11-04-17	UT Martin	3	1	4	1.5-8	1.0-7	0	0-0	0-0



GAME-BY-GAME STATISTICS

11-18-17	Murray State	1	1	2	1.5-7	0.0-0	0	1-0	0-0
	<i>Total</i>	14	8	22	5.0-17	2.0-8	0	1-0	0-0
2018	Opponent	Solo	Ast	Total	TFL-Yds	SK-Yds	FF	FR-Yds	Int-Yds
09-01-18	at Arkansas State	2	3	5	1.0-4	0.0-0	0	0-0	0-0
09-08-18	Dayton	1	1	2	1.0-6	1.0-6	0	0-0	0-0
09-15-18	at Southern Illinois	1	0	1	0.0-0	0.0-0	0	0-0	0-0
09-22-18	at Eastern Kentucky	0	1	1	0.0-0	0.0-0	0	0-0	0-0
10-06-18	at Tennessee Tech	2	1	3	1.0-2	0.0-0	0	0-0	0-0
10-20-18	Jacksonville State	2	2	4	1.0-1	1.0-1	0	0-0	0-0
10-27-18	at UT Martin	1	3	4	1.5-5	0.0-0	0	0-0	0-0
11-10-18	at Murray State	1	0	1	1.0-2	0.0-0	0	0-0	0-0
11-17-18	Eastern Illinois	0	1	1	0.0-0	0.0-0	0	0-0	0-0
11-24-18	Stony Brook	1	1	2	1.0-6	1.0-6	0	0-0	0-0
12-01-18	at Weber State	1	1	2	1.5-2	0.0-0	0	0-0	0-0
	<i>Total</i>	12	14	24	9.0-28	3.0-13	0	0-0	0-0
2019	Opponent	Solo	Ast	Total	TFL-Yds	SK-Yds	FF	FR-Yds	Int-Yds
08-29-19	Southern Illinois	2	0	2	0.0-0	0.0-0	0	0-0	0-0
	<i>Total</i>	2	0	2	0.0-0	0.0-0	0	0-0	0-0

Bryant Pirtle

2019	Opponent	Solo	Ast	Total	TFL-Yds	SK-Yds	FF	FR-Yds	Int-Yds
08-29-19	Southern Illinois	2	0	2	0.0-0	0.0-0	0	0-0	0-0
	<i>Total</i>	2	0	2	0.0-0	0.0-0	0	0-0	0-0

Josh Price

2018	Opponent	Solo	Ast	Total	TFL-Yds	SK-Yds	FF	FR-Yds	Int-Yds
09-01-18	at Arkansas State	0	1	1	0.0-0	0.0-0	0	0-0	0-0
09-08-18	Dayton	3	1	4	0.0-0	0.0-0	0	0-0	0-0
09-15-18	at Southern Illinois	3	1	4	0.0-0	0.0-0	0	0-0	0-0
09-22-18	at Eastern Kentucky	0	1	1	0.0-0	0.0-0	0	0-0	0-0
10-06-18	at Tennessee Tech	0	3	3	0.5-2	0.5-2	0	0-0	0-0
10-27-18	at UT Martin	1	1	2	0.0-0	0.0-0	0	0-0	0-0
11-03-18	Tennessee State	1	1	2	0.0-0	0.0-0	0	0-0	0-0
	<i>Total</i>	8	9	17	0.5-2	0.5-2	0	0-0	0-0
2019	Opponent	Solo	Ast	Total	TFL-Yds	SK-Yds	FF	FR-Yds	Int-Yds
08-29-19	Southern Illinois	2	1	3	0.0-0	0.0-0	0	0-0	0-0
	<i>Total</i>	2	1	3	0.0-0	0.0-0	0	0-0	0-0

Daterraion Richardson

2017	Opponent	Solo	Ast	Total	TFL-Yds	SK-Yds	FF	FR-Yds	Int-Yds
09-02-17	at Kansas	1	0	1	0.0-0	0.0-0	0	0-0	0-0
09-16-17	Southern Illinois	1	0	1	0.0-0	0.0-0	0	0-0	0-0
10-21-17	at Austin Peay	0	1	1	0.0-0	0.0-0	0	0-0	0-0
10-28-17	at Jacksonville State	2	1	3	1.0-1	1.0-1	0	0-0	0-0
11-04-17	UT Martin	1	1	2	0.0-0	0.0-0	0	0-0	0-0
11-11-17	at Tennessee State	1	0	1	0.0-0	0.0-0	0	0-0	0-0
	<i>Total</i>	6	3	9	1.0-1	1.0-1	0	0-0	0-0
2018	Opponent	Solo	Ast	Total	TFL-Yds	SK-Yds	FF	FR-Yds	Int-Yds
09-01-18	at Arkansas State	1	1	2	1.0-1	0.0-0	0	0-0	0-0
09-08-18	Dayton	1	1	2	0.0-0	0.0-0	0	0-0	0-0
09-15-18	at Southern Illinois	2	1	3	0.0-0	0.0-0	0	0-0	0-0
09-22-18	at Eastern Kentucky	0	1	1	0.0-0	0.0-0	0	0-0	0-0
10-06-18	at Tennessee Tech	0	1	1	0.0-0	0.0-0	0	0-0	0-0
10-20-18	Jacksonville State	0	1	1	0.5-2	0.0-0	0	0-0	0-0
10-27-18	at UT Martin	0	2	2	0.5-0	0.0-0	0	0-0	0-0
11-03-18	Tennessee State	0	1	1	0.0-0	0.0-0	0	0-0	0-0
11-10-18	at Murray State	1	1	2	1.0-3	0.0-0	0	0-0	0-0
11-17-18	Eastern Illinois	0	1	1	0.0-0	0.0-0	0	0-0	0-0
11-24-18	Stony Brook	0	1	1	0.0-0	0.0-0	0	0-0	0-0
12-01-18	at Weber State	1	3	4	1.0-6	1.0-6	0	0-0	0-0
	<i>Total</i>	6	15	21	4.0-12	1.0-6	0	0-0	0-0

2019	Opponent	Solo	Ast	Total	TFL-Yds	SK-Yds	FF	FR-Yds	Int-Yds
08-29-19	Southern Illinois	1	0	1	0.0-0	0.0-0	0	0-0	0-0
	<i>Total</i>	1	0	1	0.0-0	0.0-0	0	0-0	0-0

Zack Smith

2018	Opponent	Solo	Ast	Total	TFL-Yds	SK-Yds	FF	FR-Yds	Int-Yds
09-22-18	at Eastern Kentucky	1	0	1	0.0-0	0.0-0	0	0-0	0-0
12-01-18	at Weber State	2	0	2	0.0-0	0.0-0	0	0-0	0-0
	<i>Total</i>	3	0	3	0.0-0	0.0-0	0	0-0	0-0

Justin Swift

2016	Opponent	Solo	Ast	Total	TFL-Yds	SK-Yds	FF	FR-Yds	Int-Yds
10-01-16	Eastern Illinois	0	1	1	0.0-0	0.0-0	0	0-0	0-0
10-08-16	at Eastern Kentucky	1	0	1	0.0-0	0.0-0	0	0-0	0-0
10-22-16	at Tennessee Tech	1	0	1	0.0-0	0.0-0	0	0-0	0-0
10-29-16	Austin Peay	1	3	4	0.0-0	0.0-0	0	0-0	0-0
11-19-16	Tennessee State	0	1	1	0.0-0	0.0-0	0	0-0	0-0
	<i>Total</i>	3	5	8	0.0-0	0.0-0	0	0-0	0-0
2017	Opponent	Solo	Ast	Total	TFL-Yds	SK-Yds	FF	FR-Yds	Int-Yds
09-02-17	at Kansas	1	0	1	0.0-0	0.0-0	0	0-0	0-0
09-30-17	Eastern Kentucky	0	1	1	0.0-0	0.0-0	0	0-0	0-0
10-14-17	Tennessee Tech	2	1	3	0.0-0	0.0-0	0	0-0	0-0
10-21-17	at Austin Peay	0	1	1	0.0-0	0.0-0	0	0-0	0-0
10-28-17	at Jacksonville State	4	1	5	4.5-14	3.0-11	0	0-0	0-0
11-04-17	UT Martin	6	3	9	1.0-5	1.0-5	0	1-0	0-0
11-11-17	at Tennessee State	5	4	9	0.5-2	0.5-2	0	0-0	0-0
11-18-17	Murray State	6	4	10	3.0-17	2.5-16	0	0-0	0-0
	<i>Total</i>	24	15	39	9.0-38	7.0-34	0	1-0	0-0

2018	Opponent	Solo	Ast	Total	TFL-Yds	SK-Yds	FF	FR-Yds	Int-Yds
09-01-18	at Arkansas State	2	5	7	0.0-0	0.0-0	0	0-0	0-0
09-08-18	Dayton	8	3	11	2.0-9	0.0-0	1	0-0	0-0
09-15-18	at Southern Illinois	4	3	7	0.0-0	0.0-0	0	0-0	0-0
09-22-18	at Eastern Kentucky	6	4	10	0.5-0	0.0-0	0	1-0	0-0
10-06-18	at Tennessee Tech	4	3	7	3.0-26	2.0-24	0	0-0	0-0
10-13-18	Austin Peay	6	6	12	1.0-7	0.5-5	0	0-0	0-0
10-20-18	Jacksonville State	7	4	11	2.0-10	2.0-10	2	0-0	1-0
10-27-18	at UT Martin	1	5	6	0.0-0	0.0-0	0	0-0	0-0
11-03-18	Tennessee State	5	3	8	2.5-10	1.5-9	0	0-0	1-44
11-10-18	at Murray State	3	5	8	1.0-5	0.5-4	0	1-60	1-76
11-17-18	Eastern Illinois	3	7	10	0.5-2	0.0-0	1	0-0	0-0
11-24-18	Stony Brook	7	5	12	1.5-4	1.0-4	0	1-0	1-1
12-01-18	at Weber State	2	3	5	1.0-6	1.0-6	0	0-0	0-0
	<i>Total</i>	58	56	114	15.0-79	8.5-62	4	3-60	4-121
2019	Opponent	Solo	Ast	Total	TFL-Yds	SK-Yds	FF	FR-Yds	Int-Yds
08-29-19	Southern Illinois	2	4	6	1.5-5	0.0-0	0	0-0	0-0
	<i>Total</i>	2	4	6	1.5-5	0.0-0	0	0-0	0-0

Nick Thompson

2016	Opponent	Solo	Ast	Total	TFL-Yds	SK-Yds	FF	FR-Yds	Int-Yds
09-03-16	at Memphis	1	0	1	0.0-0	0.0-0	0	0-0	0-0
11-05-16	Jacksonville State	0	1	1	0.0-0	0.0-0	0	0-0	0-0
11-12-16	at UT Martin	1	0	1	0.0-0	0.0-0	0	0-0	0-0
11-19-16	Tennessee State	0	1	1	0.0-0	0.0-0	0	0-0	0-0
	<i>Total</i>	2	2	4	0.0-0	0.0-0	0	0-0	0-0
2017	Opponent	Solo	Ast	Total	TFL-Yds	SK-Yds	FF	FR-Yds	Int-Yds
10-14-17	Tennessee Tech	0	1	1	0.0-0	0.0-0	0	0-0	0-0
10-28-17	at Jacksonville State	1	1	2	0.0-0	0.0-0	0	0-0	0-0
11-18-17	Murray State	1	0	1	0.0-0	0.0-0	0	0-0	0-0
	<i>Total</i>	2	2	4	0.0-0	0.0-0	0	0-0	0-0
2018	Opponent	Solo	Ast	Total	TFL-Yds	SK-Yds	FF	FR-Yds	Int-Yds
09-08-18	Dayton	0	1	1	0.0-0	0.0-0	0	0-0	0-0
09-15-18	at Southern Illinois	1	2	3	0.0-0	0.0-0	0	0-0	0-0
09-22-18	at Eastern Kentucky	1	0	1	0.0-0	0.0-0	0	0-0	0-0



GAME-BY-GAME STATISTICS

10-06-18	at Tennessee Tech	3	4	7	0.0-0	0.0-0	0	0-0	0-0
10-13-18	Austin Peay	1	0	1	0.0-0	0.0-0	0	0-0	0-0
10-20-18	Jacksonville State	1	0	1	0.0-0	0.0-0	0	0-0	0-0
10-27-18	at UT Martin	0	1	1	0.0-0	0.0-0	0	0-0	0-0
11-03-18	Tennessee State	0	2	2	0.5-1	0.0-0	0	0-0	0-0
11-10-18	at Murray State	0	1	1	0.0-0	0.0-0	0	0-0	1-0
11-17-18	Eastern Illinois	1	2	3	1.0-3	0.0-0	0	0-0	0-0
11-24-18	Stony Brook	2	0	2	0.0-0	0.0-0	0	0-0	0-0
12-01-18	at Weber State	1	3	4	0.0-0	0.0-0	0	0-0	0-0
Total		11	16	27	1.5-4	0.0-0	0	0-0	1-0

Clarence Thornton

2016	Opponent	Solo	Ast	Total	TFL-Yds	SK-Yds	FF	FR-Yds	Int-Yds
10-22-16	at Tennessee Tech	0	1	1	0.0-0	0.0-0	0	0-0	0-0
11-05-16	Jacksonville State	1	0	1	0.0-0	0.0-0	0	0-0	0-0
11-19-16	Tennessee State	0	1	1	0.5-1	0.0-0	0	0-0	0-0
Total		1	2	3	0.5-1	0.0-0	0	0-0	0-0

2017	Opponent	Solo	Ast	Total	TFL-Yds	SK-Yds	FF	FR-Yds	Int-Yds
09-02-17	at Kansas	2	1	3	0.0-0	0.0-0	0	0-0	0-0
09-09-17	at Dayton	1	1	2	1.0-8	1.0-8	0	0-0	0-0
09-16-17	Southern Illinois	1	1	2	0.0-0	0.0-0	0	0-0	0-0
09-23-17	at Eastern Illinois	6	2	8	1.0-5	1.0-5	0	0-0	0-0
09-30-17	Eastern Kentucky	1	1	2	0.0-0	0.0-0	0	0-0	0-0
10-14-17	Tennessee Tech	3	1	4	0.0-0	0.0-0	0	0-0	0-0
10-21-17	at Austin Peay	1	6	7	0.5-2	0.0-0	0	0-0	0-0
10-28-17	at Jacksonville State	0	3	3	0.0-0	0.0-0	0	0-0	0-0
11-04-17	UT Martin	2	1	3	0.0-0	0.0-0	0	0-0	0-0
11-11-17	at Tennessee State	2	5	7	0.0-0	0.0-0	0	0-0	0-0
11-18-17	Murray State	0	1	1	0.0-0	0.0-0	0	0-0	0-0
Total		19	23	42	2.5-15	2.0-13	0	0-0	0-0

2018	Opponent	Solo	Ast	Total	TFL-Yds	SK-Yds	FF	FR-Yds	Int-Yds
09-01-18	at Arkansas State	0	5	5	0.5-1	0.0-0	0	0-0	0-0
09-08-18	Dayton	3	1	4	1.0-1	0.0-0	0	0-0	0-0
09-22-18	at Eastern Kentucky	1	2	3	0.0-0	0.0-0	0	0-0	0-0
10-06-18	at Tennessee Tech	1	2	3	0.0-0	0.0-0	0	0-0	0-0
10-13-18	Austin Peay	0	2	2	1.0-5	0.5-4	0	0-0	0-0
10-20-18	Jacksonville State	1	1	2	0.0-0	0.0-0	0	0-0	0-0
10-27-18	at UT Martin	0	3	3	0.5-2	0.0-0	0	0-0	0-0
11-03-18	Tennessee State	2	2	4	1.0-3	0.0-0	0	0-0	0-0
11-10-18	at Murray State	2	1	3	1.5-9	1.5-9	0	0-0	0-0
11-17-18	Eastern Illinois	0	1	1	0.5-4	0.5-4	0	0-0	0-0
11-24-18	Stony Brook	1	2	3	1.5-7	1.0-6	0	0-0	0-0
12-01-18	at Weber State	1	2	3	0.5-1	0.0-0	0	0-0	0-0
Total		12	24	36	8.0-33	3.5-23	0	0-0	0-0
2019	Opponent	Solo	Ast	Total	TFL-Yds	SK-Yds	FF	FR-Yds	Int-Yds
08-29-19	Southern Illinois	2	2	4	0.5-2	0.0-0	0	0-0	0-0
Total		2	2	4	0.5-2	0.0-0	0	0-0	0-0

Taylen Waller

2018	Opponent	Solo	Ast	Total	TFL-Yds	SK-Yds	FF	FR-Yds	Int-Yds
09-08-18	Dayton	0	1	1	0.0-0	0.0-0	0	0-0	0-0
10-13-18	Austin Peay	1	0	1	0.0-0	0.0-0	0	0-0	0-0
10-20-18	Jacksonville State	0	1	1	0.0-0	0.0-0	0	0-0	0-0
Total		1	2	3	0.0-0	0.0-0	0	0-0	0-0

Al Young

2017	Opponent	Solo	Ast	Total	TFL-Yds	SK-Yds	FF	FR-Yds	Int-Yds
09-02-17	at Kansas	1	0	1	0.0-0	0.0-0	0	0-0	1-0
09-09-17	at Dayton	2	0	2	0.0-0	0.0-0	0	0-0	0-0
09-16-17	Southern Illinois	0	1	1	0.0-0	0.0-0	0	0-0	0-0
09-23-17	at Eastern Illinois	0	1	1	0.0-0	0.0-0	0	0-0	0-0
09-30-17	Eastern Kentucky	3	0	3	0.0-0	0.0-0	0	1-0	0-0
10-14-17	Tennessee Tech	0	1	1	0.0-0	0.0-0	0	0-0	0-0

10-21-17	at Austin Peay	0	1	1	0.0-0	0.0-0	0	0-0	0-0
11-04-17	UT Martin	2	0	2	0.0-0	0.0-0	0	0-0	0-0
11-18-17	Murray State	1	2	3	0.0-0	0.0-0	0	0-0	0-0
Total		9	6	15	0.0-0	0.0-0	0	1-0	1-0

2018	Opponent	Solo	Ast	Total	TFL-Yds	SK-Yds	FF	FR-Yds	Int-Yds
09-01-18	at Arkansas State	3	0	3	0.0-0	0.0-0	0	0-0	0-0
09-08-18	Dayton	4	0	4	0.0-0	0.0-0	0	0-0	0-0
09-15-18	at Southern Illinois	2	0	2	0.0-0	0.0-0	0	0-0	1-0
09-22-18	at Eastern Kentucky	0	1	1	0.0-0	0.0-0	0	0-0	0-0
10-06-18	at Tennessee Tech	1	1	2	0.0-0	0.0-0	0	0-0	0-0
10-13-18	Austin Peay	1	0	1	0.0-0	0.0-0	0	0-0	1-0
10-20-18	Jacksonville State	4	1	5	0.0-0	0.0-0	0	0-0	0-0
10-27-18	at UT Martin	0	2	2	0.0-0	0.0-0	0	0-0	0-0
11-03-18	Tennessee State	3	0	3	0.0-0	0.0-0	0	0-0	0-0
11-17-18	Eastern Illinois	1	0	1	0.0-0	0.0-0	0	0-0	0-0
11-24-18	Stony Brook	1	0	1	0.0-0	0.0-0	0	0-0	0-0
12-01-18	at Weber State	4	1	5	0.0-0	0.0-0	0	0-0	0-0
Total		24	6	30	0.0-0	0.0-0	0	0-0	1-0

2019	Opponent	Solo	Ast	Total	TFL-Yds	SK-Yds	FF	FR-Yds	Int-Yds
08-29-19	Southern Illinois	1	1	2	0.0-0	0.0-0	0	0-0	0-0
Total		1	1	2	0.0-0	0.0-0	0	0-0	0-0

Game-by-Game Kicking/Punting/Returns (Games with Statistics Listed Only)

Aaron Alston

2018	Opponent	KR	Yds	TD	Long	PR	Yds	TD	Long
09-08-18	Dayton	0	0	0	0	1	11	0	11
10-06-18	at Tennessee Tech	0	0	0	0	1	43	0	43
10-20-18	Jacksonville State	1	16	0	16	0	0	0	0
Total		1	16	0	16	2	54	0	43

Zion Custis

2018	Opponent	KR	Yds	TD	Long	PR	Yds	TD	Long
11-03-18	Tennessee State	1	24	0	24	0	0	0	0
11-10-18	at Murray State	5	152	0	38	0	0	0	0
11-17-18	Eastern Illinois	3	180	1	97	0	0	0	0
11-24-18	Stony Brook	1	41	0	41	0	0	0	0
12-01-18	at Weber State	5	100	0	24	0	0	0	0
Total		15	497	1	97	0	0	0	0

Shabari Davis

2017	Opponent	KR	Yds	TD	Long	PR	Yds	TD	Long
09-02-17	at Kansas	0	0	0	0	3	79	0	30
09-09-17	at Dayton	0	0	0	0	2	7	0	7
09-16-17	Southern Illinois	0	0	0	0	3	3	0	4
11-18-17	Murray State	0	0	0	0	2	38	0	37
Total		0	0	0	0	10	127	0	37
2018	Opponent	KR	Yds	TD	Long	PR	Yds	TD	Long
09-08-18	Dayton	0	0	0	0	2	43	0	29
Total		0	0	0	0	2	43	0	29
2019	Opponent	KR	Yds	TD	Long	PR	Yds	TD	Long
08-29-19	Southern Illinois	1	17	0	17	0	0	0	0
Total		1	17	0	17	0	0	0	0

Adam Krause

2019	Opponent	KO	Yds	TB	FG-A	Long	PAT	Pts
08-24-19	Southern Illinois	8	461	1	0-0	0	0-0	0
Total		8	461	1	0-0	0	0-0	0



GAME-BY-GAME STATISTICS

Jake Reynolds

2017	Opponent	No	Yds	Long	Blkd	TB	50+	120
09-09-17	at Dayton	2	75	38	0	0	0	0
09-16-17	Southern Illinois	7	295	47	0	1	0	1
09-23-17	at Eastern Illinois	8	285	45	0	0	0	5
09-30-17	Eastern Kentucky	9	392	59	0	0	3	4
10-14-17	Tennessee Tech	7	321	78	0	2	1	2
10-21-17	at Austin Peay	5	188	42	0	0	0	1
10-28-17	at Jacksonville State	4	159	44	0	0	0	1
11-04-17	UT Martin	5	182	47	0	0	0	1
11-11-17	at Tennessee State	3	119	47	1	0	0	2
11-18-17	Murray State	10	358	52	0	1	1	4
	Total	60	2374	78	1	4	5	21
2018	Opponent	No	Yds	Long	Blkd	TB	50+	120
09-01-18	at Arkansas State	10	460	59	0	1	4	3
09-08-18	Dayton	5	214	51	0	0	1	1
09-15-18	at Southern Illinois	5	188	43	0	0	0	1
09-22-18	at Eastern Kentucky	4	144	39	0	0	0	0
10-06-18	at Tennessee Tech	2	83	52	0	0	1	2
10-13-18	Austin Peay	2	68	44	0	0	0	0
10-20-18	Jacksonville State	7	317	71	0	1	1	3
10-27-18	at UT Martin	3	123	46	0	1	0	1
11-03-18	Tennessee State	3	120	51	0	1	1	1
11-10-18	at Murray State	9	367	59	0	1	1	5
11-17-18	Eastern Illinois	5	201	49	0	0	0	2
11-24-18	Stony Brook	11	453	55	0	0	1	5
12-01-18	at Weber State	5	191	44	0	0	0	0
	Total	71	2,929	71	0	5	10	24
2019	Opponent	No	Yds	Long	Blkd	TB	50+	120
08-29-19	Southern Illinois	3	117	48	0	0	0	0
	Total	3	117	48	0	0	0	0

Zack Smith

2017	Opponent	KR	Yds	TD	Long	PR	Yds	TD	Long
09-16-17	Southern Illinois	0	0	0	0	1	9	0	9
09-23-17	at Eastern Illinois	1	24	0	24	4	40	0	21
09-30-17	Eastern Kentucky	0	0	0	0	1	-2	0	0
10-14-17	Tennessee Tech	0	0	0	0	1	8	0	8
10-21-17	at Austin Peay	0	0	0	0	1	5	0	5
11-04-17	UT Martin	0	0	0	0	1	0	0	0
11-11-17	at Tennessee State	0	0	0	0	1	5	0	5
11-18-17	Murray State	0	0	0	0	1	9	0	9
	Total	1	24	0	24	11	74	0	21
2018	Opponent	KR	Yds	TD	Long	PR	Yds	TD	Long
09-01-18	at Arkansas State	5	83	0	18	1	0	0	5
09-08-18	Dayton	1	27	0	27	0	0	0	0
09-15-18	at Southern Illinois	0	0	0	0	1	36	0	36
09-22-18	at Eastern Kentucky	1	15	0	15	3	10	0	16
10-06-18	at Tennessee Tech	0	0	0	0	2	27	0	15
10-13-18	Austin Peay	4	126	0	58	0	0	0	0
10-20-18	Jacksonville State	2	73	0	52	1	23	0	23
10-27-18	at UT Martin	3	48	0	22	1	6	0	6
11-10-18	at Murray State	0	0	0	0	2	33	0	24
11-17-18	Eastern Illinois	0	0	0	0	3	13	0	6
11-24-18	Stony Brook	0	0	0	0	2	4	0	3
12-01-18	at Weber State	2	-51	0	22	1	36	0	36
	Total	18	321	0	58	17	188	0	36

Kendrick Tiller

2017	Opponent	KO	Yds	TB	FG-A	Long	PAT	Pts
09-02-17	at Kansas	4	212	0	0-0	0	0-0	0
09-09-17	at Dayton	4	216	0	0-0	0	0-0	0
09-16-17	Southern Illinois	4	246	0	0-0	0	0-0	0
09-30-17	Eastern Kentucky	2	127	0	0-0	0	0-0	0
10-21-17	at Austin Peay	1	9	0	0-0	0	0-0	0
	Total	15	810	0	0-0	0	0-0	0
2018	Opponent	KO	Yds	TB	FG-A	Long	PAT	Pts
09-01-18	at Arkansas State	1	61	0	0-0	0	0-0	0
09-08-18	Dayton	5	316	3	0-0	0	0-0	0
09-15-18	at Southern Illinois	4	179	0	0-0	0	0-0	0
09-22-18	at Eastern Kentucky	1	65	1	0-0	0	0-0	0
10-06-18	at Tennessee Tech	9	542	4	0-0	0	0-0	0
10-13-18	Austin Peay	1	53	0	0-0	0	0-0	0
10-20-18	Jacksonville State	6	368	2	0-0	0	0-0	0
10-27-18	at UT Martin	0	0	0	3-3	41	5-7	14
11-03-18	Tennessee State	0	0	0	1-2	40	5-5	8
11-10-18	at Murray State	1	51	0	1-1	33	5-5	8
11-17-18	Eastern Illinois	0	0	0	3-4	48	3-3	12
11-24-18	Stony Brook	0	0	0	0-0	0	4-4	4
12-01-18	at Weber State	0	0	0	1-1	45	2-3	5
	Total	28	1,635	10	9-11	41	24-27	51
2019	Opponent	KO	Yds	TB	FG-A	Long	PAT	Pts
08-29-19	Southern Illinois	0	0	0	1-1	22	5-6	8
	Total	0	0	0	1-1	22	5-6	8

Eric Williams

2018	Opponent	KR	Yds	TD	Long	PR	Yds	TD	Long
11-10-18	at Murray State	1	12	0	12	0	0	0	0
	Total	1	12	0	0	0	0	0	0

AI Young

2016	Opponent	KR	Yds	TD	Long	PR	Yds	TD	Long
09-17-16	Indiana State	0	0	0	0	2	-2	0	0
	Total	0	0	0	0	2	-2	0	0
2017	Opponent	KR	Yds	TD	Long	PR	Yds	TD	Long
09-23-17	at Eastern Illinois	0	0	0	0	0	12	0	12
	Total	0	0	0	0	0	12	0	12
2019	Opponent	KR	Yds	TD	Long	PR	Yds	TD	Long
08-29-19	Southern Illinois	1	17	0	17	2	37	0	36
	Total	1	17	0	17	2	37	0	36



LAST TIME IT HAPPENED

Southeast Missouri Had ...

30 or more first downs.....	at Murray State, 11/17/12 (31)
400 yards rushing.....	at Jacksonville State, 11/23/13 (410)
300 yards rushing.....	at Southern Illinois, 9/15/18 (352)
200 yards rushing.....	vs. Southern Illinois, 8/21/19 (281)
400 yards passing.....	at Tennessee Tech, 10/6/18 (483)
300 yards passing.....	vs. Tennessee State, 11/3/18 (306)
600 yards of total offense.....	at Tennessee Tech, 10/6/18 (692)
500 yards of total offense.....	vs. Southern Illinois (529)
90 total plays.....	at Murray State, 9/24/16 (91)
Four passes intercepted.....	at Eastern Kentucky, 9/22/18 (4)
Five pass interceptions.....	vs. Mars Hill College, 9/8/12 (5)
Five or more Turnovers.....	at Eastern Kentucky, 9/22/18 (5)
Four pass interceptions.....	vs. Eastern Kentucky, 10/23/10 (4)
10 penalties.....	vs. Southern Illinois, 8/29/19 (12)
100 yards in penalties.....	at Murray State, 11/10/18 (159)
70 or more points.....	vs. Missouri Baptist, 8/28/14 (77)
99-yard scoring drive.....	vs. Murray State, 10/2/15 (12 plays, 99 yards, 2nd Qtr)
90-yard scoring drive.....	at UT Martin, 10/27/18 (91 yards)
7 Takeaways.....	vs. Southern Illinois, 9/12/15
6 or more Sacks.....	6, vs. Murray State, 11/18/17
5 Sacks.....	at Tennessee State, 11/11/17

Southeast Missouri Held Its Opponent To ...

Less than 10 first downs.....	vs. Missouri Baptist, 8/28/14 (6)
10 first downs.....	vs. Jacksonville State, 11/17/07 (10)
Zero yards rushing.....	at Tennessee State, 11/19/94
Negative yards rushing.....	vs. Murray State, 11/18/17 (-9)
Under 30 yards rushing.....	vs. Eastern Kentucky, 9/30/17 (11)
100 yards rushing or less.....	vs. Jacksonville State, 10/20/18 (99)
Zero passing yards.....	at Eastern Illinois, 10/13/01
No pass completions.....	at Eastern Illinois, 10/13/01
No pass attempts.....	at Eastern Illinois, 10/13/01
Under 30 yards passing.....	at Austin Peay, 10/30/93 (23)
150 yards or less of total offense.....	vs. Missouri Baptist, 8/28/14 (81)
200 yards or less of total offense.....	vs. Tennessee Tech, 10/14/17 (195)
No touchdowns.....	vs. Tennessee Tech, 10/14/17

Southeast Missouri ...

Had two passers throw for 100 yards.....	vs. Jacksonville State, 9/24/05 (Kevin Ballatore 195 yds & Mike Haley 160 yds)
Had two passers complete 10 passes.....	vs. Jacksonville State, 9/24/05 (Kevin Ballatore 22 yds & Mike Haley 14 yds)
Had two rushers run for 100 yards.....	at Jacksonville State, 11/23/13 (DeMichael Jackson 183 yds & Lewis Washington 111 yds)
Had two receivers over 100 receiving yards.....	at Tennessee Tech, 10/6/18 (Jerrick Orr, 121 yds; Colby Cornett, 115 yds)
Had a quarterback rush for 100 yards.....	at Eastern Kentucky, 10/25/14 (Kyle Snyder, 116 yds)
Had a quarterback rush for 200 yards.....	vs. Jacksonville State, 11/12/11 (Matt Scheible 209 yds)
Had three receivers catch five passes.....	vs. Eastern Illinois, 10/18/14 (Peter Lloyd, Spencer Davis, DeMichael Jackson)
Had a 100-yard rusher and a 100-yard receiver.....	vs. Tennessee State, 11/03/18 (Marquis Terry, 107 yds, Kristian Wilkerson, 129 yds)
Had a 300-yard passer, 100-yard receiver and 100-yard rusher.....	vs. Tennessee St., 11/3/18 (Daniel Santacaterina, 306 yds; Kristian Wilkerson, 129 yds; Marquis Terry, 107 yds)
Had a 300-yard rusher.....	at Southern Illinois, 9/15/18 (Marquis Terry, 311)
Returned a punt for a touchdown.....	vs. Tennessee Tech, 10/31/15 (Paul McRoberts 69 yds)
Returned a kickoff for a touchdown.....	at Eastern Illinois, 9/23/17 (Cameron Sanders, 93 yds)
Returned an interception for a touchdown.....	at Murray State, 11/10/18 (Justin Swift, 76 yds)
Returned two interceptions for touchdowns.....	vs. Tennessee Tech, 9/22/12 (Darrick Borum 41 yds & Brandon Spann 100 yds)
Returned a fumble for a touchdown.....	at Murray State, 11/10/18 (Justin Swift, 60 yds)
Returned a blocked field goal for a TD.....	vs. Jacksonville State, 10/20/18 (Knighten, 85 yds)
Blocked a punt.....	at UT Martin, 10/27/18 (Taylen Waller)
Blocked a punt for a touchdown.....	at Tennessee Tech, 10/6/18 (Aaron Alston blocked and Taylen Waller recovered)
Blocked an opponent's field goal attempt.....	vs. Tennessee State, 11/3/18 (Zach Hall)
Had a punt blocked.....	at Tennessee State, 11/11/17

Had punt blocked for a touchdown.....	at Missouri, 9/5/15 (Brothers blocked the punt, Aarion Penton recovered)
Had a kickoff returned for a touchdown.....	at Murray State (Malik Honeycutt, 79 yds), 11/10/18
Had a punt returned for a touchdown.....	at Murray State (Walter Powell, 100 yds), 11/17/12
Had an interception returned for a touchdown.....	at Tennessee Tech (Elliott Normand, 25 yds), 10/22/16
Had a fumble returned for a touchdown.....	at Southern Illinois, 9/10/16 (James Ceasar, 47 yds)
Missed a PAT kick.....	at UT Martin, 10/27/18
Had a PAT kick blocked.....	vs. Southern Illinois, 8.29.19
Blocked an opponent's PAT kick.....	Ryan Ochoa vs. Austin Peay, 10/13/18
A successful 2-point conversion.....	vs. UT Martin, 11/21/15 (Logan Larson pass from Dante Vandeven)
Had a field goal attempt blocked.....	vs. Tennessee State, 11/3/18
Recovered an onside kick.....	vs. UT Martin, 11/15/08
Shut out an opponent.....	vs. Missouri Baptist (77-0), 8/28/14
Was shut out.....	at Purdue (59-0), 9/17/11
Played an overtime game.....	at Murray State, 10/11/14 (L, 41-44, 2 OT)
Scored a safety.....	vs. Jacksonville State, 10/20/18
Gave up a safety.....	vs. Southern Illinois, 9/21/13
Had no turnovers.....	vs. Southern Illinois, 8/29/19
Beat a nationally-ranked opponent.....	vs. #15 Stony Brook (28-14), 11/24/18
Was ranked in Top-25 of FCS Coaches or Sports Network Polls.....	#17, 8/26/19
Ended the year ranked in the Top-25 of FCS Coaches or Sports Network Polls.....	#20, 2018

A Southeast Missouri Player ...

Rushed 30 times.....	Marquis Terry (30) at UT Martin, 10/27/18
Rushed 25 times.....	Marquis Terry (25) at Dayton, 9/9/17
Rushed for 300 Yards.....	Marquis Terry (311) at Southern Illinois, 9/15/18
Rushed for 250 yards.....	Henry Harris (293) vs. Southwest Baptist, 11/6/10
Rushed for 200 yards.....	Marquis Terry (202) vs. Dayton, 9/8/18
Rushed for 150 yards.....	Marquis Terry (154) vs. UT Martin, 11/4/17
Rushed for 100 yards.....	Marquis Terry (120) at Murray State, 11/10/18
Passed for 400 yards.....	Andrew Goodenough (407) vs. Jacksonville State, 11/22/03
Passed for 300 yards.....	Daniel Santacaterina (306), vs. Tennessee State, 11/3/18
Attempted 50 passes.....	Mike Haley (61) at Kent State, 9/10/05
Attempted 40 passes.....	Jesse Hosket (44) at Austin Peay, 10/21/17
Attempted 30 passes.....	Daniel Santacaterina (38) vs. Eastern Illinois, 11/17/18
Completed 30 passes.....	Daniel Santacaterina (30) vs. Eastern Illinois, 11/17/18
Completed 20 passes.....	Daniel Santacaterina (22) vs. Tennessee State, 11/3/18
Passed for four or more touchdowns.....	Daniel Santacaterina (4) at Tennessee Tech, 10/6/18
Threw three or more interceptions.....	Dante Vandeven (3) vs. UT Martin, 11/21/15
Had 400 yards of total offense.....	Jack Tomco (429 passing) vs. UT Martin, 10/12/02
Had 300 yards of total offense.....	Daniel Santacaterina (302) vs. Southern Illinois, 8/29/19
Had 100 yards rushing and 100 yards passing.....	Kyle Snyder (116 rushing; 245 passing) at Eastern Kentucky, 10/25/14
Had 400 All-Purpose Yards.....	Marquis Terry (438) at Southern Illinois, 9/15/18
Had 300 All-Purpose Yards.....	Henry Harris (314) at Austin Peay, 10/16/10
Had 250 All-Purpose Yards.....	Zion Custis (254) vs. Eastern Illinois, 11/17/18
Had 200 All-Purpose Yards.....	Kristian Wilkerson (263) at UT Martin, 10/27/18
Caught 10 passes.....	Paul McRoberts vs. UT Martin, 11/21/15
Caught nine passes.....	Kristian Wilkerson at Dayton, 9/9/17
Had 200 receiving yards.....	Kristian Wilkerson (263) at UT Martin, 10/27/18
Had 100 receiving yards.....	Kristian Wilkerson (146) vs. Southern Illinois, 8/29/19
Scored 10 points kicking.....	Kendrick Tiller (12) vs. Eastern Illinois, 11/17/18
Scored four touchdowns rushing.....	Marquis Terry at Southern Illinois, 9/15/18
Scored three touchdowns rushing.....	Matt Scheible vs. Murray State, 11/19/11
Scored two touchdowns rushing.....	Daniel Santacaterina vs. Southern Illinois, 8/29/19
Scored three touchdowns receiving.....	Kristian Wilkerson vs. Tennessee State, 11/3/18
Scored two touchdowns receiving.....	Colby Cornett at Tennessee Tech, 10/6/18
Intercepted three passes.....	Eddie Calvin vs. Southwest Baptist, 8/28/08
Intercepted two passes.....	Omar Pierre-Louis vs. Tennessee Tech, 10/14/17
Recovered two fumbles.....	Maurice Lyles vs. Eastern Illinois, 9/19/09
Had a 70-yard punt.....	Jake Reynolds (78) vs. Tennessee Tech, 10/14/17
Kicked a 45-yard field goal.....	Kendrick Tiller (48) vs. Eastern Illinois, 11/17/18
Kicked a 50-yard field goal.....	Ryan McCrum (51) at Tennessee Tech, 10/22/16
Kicked three field goals in a game.....	Kendrick Tiller vs. Eastern Illinois, 11/17/18



PERFORMANCE LISTS

100-Yard Rushing Games (Since 1969)

Date	Player	Yards	Opponent	Date	Player	Yards	Opponent
Nov. 8, 1969	Al Holmes	254	vs. Truman State	Sept. 3, 1988	Trent Lane	131	at Troy
Oct. 3, 1970	Richard Attig	111	vs. Evansville	Oct. 22, 1988	Brian Lattimore	101	vs. Missouri S&T
Oct. 10, 1970	Eddie Moss	144	vs. Missouri State	Oct. 29, 1988	Brian Lattimore	104	at Grand Valley State
Oct. 24, 1970	Richard Attig	145	at Bradley	Nov. 5, 1988	Brian Lattimore	151	at Northwest Missouri
Oct. 31, 1970	Al Holmes	101	vs. Lincoln	Sept. 9, 1989	Brian Lattimore	115	vs. Missouri Southern
Nov. 7, 1970	Richard Attig	109	at Northwest Missouri	Sept. 23, 1989	Brian Lattimore	241	at Northwest Missouri
Nov. 14, 1970	Richard Attig	143	at Missouri S&T	Oct. 28, 1989	Brian Lattimore	110	vs. Missouri Western
Oct. 9, 1971	Art Miller	157	at Missouri State	Nov. 4, 1989	Brian Lattimore	133	at Central Missouri
Nov. 13, 1971	Eddie Moss	157	vs. Missouri S&T	Sept. 1, 1990	Steve Jones	101	vs. Southwest Baptist
Sept. 16, 1972	Richard Attig	175	at Missouri Southern	Sept. 8, 1990	Steve Jones	103	at Missouri Southern
Oct. 7, 1972	Richard Attig	157	vs. Missouri State	Oct. 6, 1990	Percy Johnson	131	vs. Missouri S&T
Oct. 28, 1972	John Gabrisch	124	vs. Lincoln	Sept. 3, 1992	Kelvin Anderson	222	vs. Murray State
Oct. 28, 1972	Richard Attig	137	vs. Lincoln	Sept. 12, 1992	Kelvin Anderson	127	at Southern Illinois
Sept. 29, 1973	John Gabrisch	102	at Evansville	Sept. 26, 1992	Kelvin Anderson	161	vs. Austin Peay
Oct. 6, 1973	Richard Attig	100	at Missouri State	Oct. 3, 1992	Kelvin Anderson	124	at Eastern Kentucky
Nov. 10, 1973	Richard Attig	120	vs. Missouri S&T	Oct. 10, 1992	Kelvin Anderson	125	at Tennessee Tech
Oct. 19, 1974	Anthony Wallace	127	vs. Missouri State	Oct. 31, 1992	Kelvin Anderson	207	vs. UT Martin
Oct. 26, 1974	Bobby Everage	177	at Missouri Western	Nov. 14, 1992	Kelvin Anderson	180	vs. Illinois State
Nov. 2, 1974	Anthony Wallace	128	at Northwest Missouri	Oct. 2, 1993	Kelvin Anderson	101	vs. Morehead State
Oct. 25, 1975	Jack Gokin	188	vs. Missouri Western	Oct. 30, 1993	Kelvin Anderson	196	at Austin Peay
Oct. 2, 1976	Jack Gokin	107	vs. Arkansas Tech	Nov. 6, 1993	Shane Kennedy	109	vs. Eastern Kentucky
Oct. 9, 1976	Jack Gokin	119	vs. Central Missouri	Nov. 13, 1993	Kelvin Anderson	187	vs. Kentucky State
Sept. 24, 1977	Jack Gokin	130	at Evansville	Nov. 20, 1993	Kelvin Anderson	126	vs. Tennessee State
Oct. 8, 1977	Jack Gokin	145	at Central Missouri	Sept. 24, 1994	Kelvin Anderson	112	vs. UT Martin
Oct. 15, 1977	Jack Gokin	117	vs. Northwest Missouri	Oct. 1, 1994	Kelvin Anderson	131	at Morehead State
Oct. 15, 1977	Bill White	144	vs. Northwest Missouri	Oct. 15, 1994	Kelvin Anderson	132	at Southern Illinois
Sept. 30, 1978	Doug Beard	125	vs. Arkansas Tech	Sept. 23, 1995	Dione Tyler	149	at Austin Peay
Nov. 11, 1978	Bill White	106	at Northwest Missouri	Oct. 7, 1995	Dione Tyler	100	vs. Tennessee Tech
Nov. 11, 1978	Mike Wieser	186	at Northwest Missouri	Oct. 28, 1995	Dione Tyler	144	at UT Martin
Oct. 27, 1979	Ernest Edwards	190	at Lincoln	Nov. 4, 1995	Stanley Parker	130	vs. Morehead State
Nov. 10, 1979	Ernest Edwards	142	vs. Northwest Missouri	Nov. 18, 1995	Dione Tyler	169	vs. Tennessee State
Sept. 20, 1980	Keith Hubbard	112	vs. Evansville	Oct. 12, 1996	Britt Mirgaux	102	at Tennessee Tech
Sept. 20, 1980	Marlon Lee	116	vs. Evansville	Nov. 2, 1996	Britt Mirgaux	103	vs. UT Martin
Oct. 4, 1980	Ernest Edwards	138	vs. Missouri State	Aug. 30, 1997	Riki Smith	112	vs. Lambuth
Oct. 25, 1980	Ernest Edwards	146	vs. Lincoln	Nov. 1, 1997	Aaron Layne	127	at Austin Peay
Oct. 9, 1982	Jim Prestwood	100	at Truman State	Nov. 22, 1997	Corey Williams	136	vs. Tennessee State
Oct. 23, 1982	Ed Wachter	126	vs. Lincoln	Oct. 31, 1998	Corey Williams	185	vs. Middle Tennessee
Oct. 30, 1982	Jim Prestwood	105	at Northwest Missouri	Sept. 18, 1999	Mike Gross	104	at Murray State
Oct. 8, 1983	Audwin Hudson	108	vs. Truman State	Nov. 6, 1999	Broderick Benson	125	vs. Eastern Illinois
Oct. 22, 1983	Marvin Johnson	131	at Lincoln	Nov. 13, 1999	Rashad West	135	vs. Tennessee State
Sept. 8, 1984	Brian Brumley	111	vs. Central Arkansas	Sept. 1, 2001	Curtis Cooper	129	at Eastern Michigan
Sept. 14, 1985	Anthony Jackson	104	at Central Arkansas	Sept. 15, 2001	Curtis Cooper	194	vs. Missouri State
Oct. 12, 1985	Anthony Jackson	135	vs. Abilene Christian	Sept. 29, 2001	Curtis Cooper	146	at Tennessee State
Nov. 9, 1985	Anthony Jackson	117	at Lincoln	Oct. 6, 2001	Curtis Cooper	216	vs. UT Martin
Nov. 9, 1985	Brian Lattimore	163	at Lincoln	Nov. 11, 2001	Curtis Cooper	129	vs. Quincy
Sept. 20, 1986	Anthony Jackson	191	at UT Martin	Aug. 29, 2002	Corey Kinsey	180	vs. Arkansas-Monticello
Oct. 18, 1986	Anthony Jackson	147	at Missouri S&T	Sept. 7, 2002	Corey Kinsey	132	at Southern Illinois
Nov. 15, 1986	Anthony Jackson	182	vs. Lincoln	Sept. 14, 2002	Keiki Misipeka	126	at Eastern Michigan
Sept. 5, 1987	Trent Lane	155	vs. Troy	Sept. 21, 2002	Corey Kinsey	108	at Missouri State
Sept. 26, 1987	Brian Lattimore	132	at Delta State	Sept. 28, 2002	Keiki Misipeka	144	at Middle Tennessee
Oct. 3, 1987	Percy Johnson	101	vs. Northwest Missouri	Oct. 26, 2002	Keiki Misipeka	100	at Murray State
Nov. 7, 1987	Trent Lane	110	vs. Missouri S&T	Oct. 26, 2002	Corey Kinsey	103	at Murray State
				Nov. 9, 2002	Corey Kinsey	102	at Eastern Kentucky
				Nov. 16, 2002	Corey Kinsey	101	vs. Samford
				Sept. 20, 2003	David Taufou	107	vs. UT Martin



PERFORMANCE LISTS

Nov. 8, 2003	Jamel Oliver	186	vs. Tennessee State	Nov. 8, 2014	DeMichael Jackson	172	at Tennessee Tech
Oct. 30, 2004	David Taufouu	127	vs. UT Martin	Nov. 15, 2014	DeMichael Jackson	122	vs. Austin Peay
Oct. 22, 2005	Timmy Holloman	155	at Eastern Kentucky	Sept. 12, 2015	DeMichael Jackson	186	vs. Southern Illinois
Nov. 21, 2005	Timmy Holloman	181	vs. Murray State	Sept. 19, 2015	Tremane McCullough	114	at Indiana State
Sept. 9, 2006	John Radney	116	vs. Missouri S&T	Sept. 26, 2015	Tremane McCullough	166	vs. Shorter
Sept. 9, 2006	Timmy Holloman	149	vs. Missouri S&T	Oct. 3, 2015	Tremane McCullough	220	vs. Murray State
Oct. 28, 2006	Timmy Holloman	212	at Murray State	Oct. 31, 2015	Tremane McCullough	138	vs. Tennessee Tech
Aug. 30, 2007	Victor Anderson	118	at Cincinnati	Nov. 7, 2015	Tremane McCullough	150	at Austin Peay
Sept. 8, 2007	Timmy Holloman	203	vs. Southwest Baptist	Nov. 21, 2015	Tremane McCullough	101	vs. UT Martin
Sept. 15, 2007	Timmy Holloman	141	vs. Indiana State	Sept. 3, 2016	Will Young	114	at Memphis
Sept. 22, 2007	Timmy Holloman	170	at Samford	Sept. 10, 2016	Will Young	100	at Southern Illinois
Sept. 29, 2007	Timmy Holloman	133	vs. Eastern Illinois	Oct. 22, 2016	Will Young	102	at Tennessee Tech
Oct. 25, 2007	Mike Jones	131	vs. Murray State	Oct. 29, 2016	Will Young	154	vs. Austin Peay
Nov. 17, 2007	Elton Peterson	120	vs. Jacksonville State	Sept. 9, 2017	Marquis Terry	111	at Dayton
Sept. 27, 2008	Henry Harris	110	at Indiana State	Sept. 30, 2017	Marquis Terry	184	vs. Eastern Kentucky
Nov. 1, 2008	Timmy Holloman	107	vs. Eastern Kentucky	Oct. 14, 2017	Cameron Sanders	102	vs. Tennessee Tech
Sept. 26, 2009	Mike Jones	101	at UT Martin	Nov. 4, 2017	Marquis Terry	154	vs. UT Martin
Nov. 14, 2009	Mike Jones	113	vs. Murray State	Nov. 11, 2017	Marquis Terry	116	at Tennessee State
Sept. 11, 2010	Henry Harris	113	at Murray State	Sept. 8, 2018	Marquis Terry	202	vs. Dayton
Sept. 11, 2010	Matt Scheible	134	at Murray State	Sept. 15, 2018	Marquis Terry	311	at Southern Illinois
Sept. 18, 2010	Henry Harris	142	at Southern Illinois	Oct. 20, 2018	Marquis Terry	101	vs. Jacksonville State
Sept. 25, 2010	Henry Harris	196	vs. Tennessee Tech	Oct. 27, 2018	Marquis Terry	123	at UT Martin
Oct. 2, 2010	Henry Harris	179	at Eastern Illinois	Nov. 3, 2018	Marquis Terry	107	vs. Tennessee State
Oct. 9, 2010	Matt Scheible	128	vs. Tennessee State	Nov. 10, 2018	Marquis Terry	120	at Murray State
Oct. 9, 2010	Henry Harris	188	vs. Tennessee State				
Oct. 16, 2010	Matt Scheible	116	at Austin Peay	100-Yard Receiving Games (Since 1969)			
Oct. 16, 2010	Henry Harris	152	at Austin Peay	<u>Date</u>	<u>Player</u>	<u>Yards</u>	<u>Opponent</u>
Oct. 23, 2010	Henry Harris	109	vs. Eastern Kentucky	Oct. 4, 1969	Art Miller	211	at Evansville
Nov. 6, 2010	Henry Harris	293	vs. Southwest Baptist	Oct. 24, 1970	Art Miller	134	at Bradley
Nov. 13, 2010	Henry Harris	134	at Jacksonville State	Nov. 11, 1972	David Newberry	106	at Missouri S&T
Dec. 4, 2010	Henry Harris	108	at Eastern Washington	Nov. 18, 1972	David Newberry	116	vs. Central Missouri
Sept. 24, 2011	Levi Terrell	154	at Tennessee Tech	Sept. 15, 1973	Ed Slaughter	125	vs. Missouri Southern
Oct. 1, 2011	Levi Terrell	106	vs. Eastern Illinois	Sept. 29, 1973	Ed Slaughter	173	at Evansville
Oct. 1, 2011	Matt Scheible	161	vs. Eastern Illinois	Oct. 13, 1973	Ed Slaughter	138	vs. Truman State
Nov. 5, 2011	Matt Scheible	112	vs. Central Methodist	Nov. 9, 1974	Carl Gross	144	vs. Central Missouri
Nov. 12, 2011	Matt Scheible	209	vs. Jacksonville State	Oct. 25, 1975	Terry Slattery	104	vs. Missouri Western
Sept. 8, 2012	Levi Terrell	128	vs. Mars Hill College	Nov. 19, 1977	Michael Tindall	118	at Lincoln
Sept. 22, 2012	Levi Terrell	171	vs. Tennessee Tech	Oct. 4, 1980	Doug Beard	152	vs. Missouri State
Sept. 29, 2012	Levi Terrell	146	at Jacksonville State	Nov. 8, 1980	Doug Beard	136	at Missouri S&T
Oct. 13, 2012	Scott Lathrop	145	vs. Tennessee State	Sept. 24, 1983	Marvin Johnson	111	at Delta State
Oct. 13, 2012	Levi Terrell	110	vs. Tennessee State	Oct. 8, 1983	David Stewart	109	vs. Truman State
Oct. 20, 2012	Levi Terrell	144	vs. UT Martin	Sept. 8, 1984	David Jackson	112	vs. Central Arkansas
Oct. 27, 2012	Levi Terrell	137	at Austin Peay	Sept. 15, 1984	Gregg Parker	105	at Murray State
Oct. 27, 2012	Scott Lathrop	179	at Austin Peay	Oct. 27, 1984	David Jackson	117	at Northwest Missouri
Nov. 10, 2012	Scott Lathrop	102	at Eastern Illinois	Nov. 10, 1984	David Jackson	165	vs. Lincoln
Nov. 17, 2012	Scott Lathrop	119	at Murray State	Oct. 26, 1985	David Jackson	181	vs. Northwest Missouri
Nov. 17, 2012	Levi Terrell	215	at Murray State	Nov. 16, 1985	Ralph Jefferson	103	vs. Truman State
Oct. 5, 2013	Lewis Washington	101	at Tennessee State	Nov. 16, 1985	Rick Aeilts	107	vs. Truman State
Oct. 19, 2013	DeMichael Jackson	126	at Eastern Illinois	Sept. 19, 1987	Lorenzo Gathers	112	vs. UT Martin
Nov. 2, 2013	DeMichael Jackson	112	vs. Urbana	Oct. 24, 1987	Lorenzo Gathers	131	at Southwest Baptist
Nov. 9, 2013	DeMichael Jackson	104	vs. Tennessee Tech	Sept. 10, 1988	Lorenzo Gathers	130	vs. Murray State
Nov. 16, 2013	DeMichael Jackson	140	at Austin Peay	Oct. 8, 1988	Rick Aeilts	102	at Truman State
Oct. 4, 2014	Lennies McFerren	115	vs. Tennessee State	Oct. 22, 1988	Lorenzo Gathers	162	vs. Missouri S&T
Oct. 11, 2014	DeMichael Jackson	104	at Murray State	Nov. 12, 1988	Rick Aeilts	119	vs. Southwest Baptist
Oct. 25, 2014	Kyle Snyder	116	at Eastern Kentucky				



PERFORMANCE LISTS

Sept. 16, 1989	Farron Harley	103	vs. Mississippi College	Nov. 19, 2005	T.J. Milcic	114	at Tennessee Tech
Sept. 30, 1989	Farron Harley	139	vs. Pittsburg State	Nov. 3, 2007	Miles Edwards	131	vs. Austin Peay
Oct. 21, 1989	Darrell Philon	157	at Truman State	Aug. 28, 2008	Miles Edwards	204	vs. Southwest Baptist
Nov. 4, 1989	Darrell Philon	108	at Central Missouri	Oct. 4, 2008	Walter Peoples	110	at Jacksonville State
Nov. 11, 1989	Farron Harley	178	vs. Lincoln	Nov. 1, 2008	Walter Peoples	154	vs. Eastern Kentucky
Sept. 29, 1990	Ches Salyer	119	at Pittsburg State	Nov. 14, 2009	Chantae Ahamefule	150	vs. Murray State
Oct. 13, 1990	Darrell Philon	142	at Washburn	Sept. 11, 2010	Miles Edwards	100	at Murray State
Oct. 27, 1990	Ches Salyer	116	at Missouri Western	Sept. 24, 2011	D.J. Foster	115	at Tennessee Tech
Nov. 3, 1990	Ches Salyer	139	vs. Central Missouri	Oct. 15, 2011	Spencer Davis	116	at Eastern Kentucky
Aug. 31, 1991	Darrell Philon	160	vs. Southern Illinois	Sept. 22, 2012	D.J. Foster	101	vs. Tennessee Tech
Sept. 28, 1991	Darrell Philon	109	at Austin Peay	Sept. 21, 2013	Paul McRoberts	133	vs. Southern Illinois
Oct. 12, 1991	Aaron Layton	101	vs. Tennessee Tech	Oct. 12, 2013	D.J. Foster	109	vs. Murray State
Oct. 19, 1991	Darrell Philon	119	vs. Tennessee State	Nov. 2, 2013	Peter Lloyd	109	vs. Urbana
Oct. 24, 1992	Aaron Layton	158	vs. Middle Tennessee	Sept. 6, 2014	Paul McRoberts	173	at Kansas
Nov. 7, 1992	Aaron Layton	144	at Morehead State	Sept. 27, 2014	Peter Lloyd	179	at UT Martin
Nov. 14, 1992	Aaron Layton	153	vs. Illinois State	Oct. 25, 2014	Peter Lloyd	104	at Eastern Kentucky
Nov. 21, 1992	Glenn Krupa	117	at Tennessee State	Nov. 15, 2014	Paul McRoberts	117	vs. Austin Peay
Oct. 7, 1995	Renaldo Lampkins	116	vs. Tennessee Tech	Nov. 15, 2014	Spencer Davis	102	vs. Austin Peay
Nov. 15, 1997	Mitch Fryer	125	vs. Southern Illinois	Nov. 22, 2014	Paul McRoberts	135	vs. Jacksonville State
Oct. 30, 1999	John Borne	118	at UT Martin	Sept. 19, 2015	Paul McRoberts	100	at Indiana State
Nov. 13, 1999	John Borne	106	vs. Tennessee State	Oct. 3, 2015	Paul McRoberts	169	vs. Murray State
Sept. 9, 2000	Leslie Weaver	153	at Southern Illinois	Oct. 10, 2015	Paul McRoberts	132	at Eastern Illinois
Nov. 18, 2000	Leslie Weaver	126	at Tennessee State	Nov. 14, 2015	Tremane McCullough	104	at Jacksonville State
Sept. 1, 2001	Willie Ponder	120	at Eastern Michigan	Nov. 21, 2015	Paul McRoberts	127	vs. UT Martin
Sept. 8, 2001	Willie Ponder	121	at Southern Illinois	Sept. 10, 2016	Adrian Davis	103	at Southern Illinois
Sept. 8, 2001	Adrian Sanders	190	at Southern Illinois	Oct. 8, 2016	Tremane McCullough	103	at Eastern Kentucky
Sept. 15, 2001	Willie Ponder	170	vs. Missouri State	Oct. 22, 2016	Kristian Wilkerson	116	at Tennessee Tech
Sept. 22, 2001	Willie Ponder	175	at Illinois State	Nov. 12, 2016	Kristian Wilkerson	131	at UT Martin
Sept. 29, 2001	Willie Ponder	108	at Tennessee State	Sept. 9, 2017	Trevon Billington	135	at Dayton
Oct. 20, 2001	Willie Ponder	110	vs. Murray State	Sept. 23, 2017	Kristian Wilkerson	134	at Eastern Illinois
Nov. 10, 2001	Adrian Sanders	103	vs. Quincy	Oct. 14, 2017	Kristian Wilkerson	109	vs. Tennessee Tech
Nov. 10, 2001	Willie Ponder	106	vs. Quincy	Sept. 8, 2018	Zack Smith	122	vs. Dayton
Aug. 29, 2002	Willie Ponder	103	vs. Arkansas-Monticello	Oct. 6, 2018	Jerrick Orr	121	at Tennessee Tech
Sept. 7, 2002	Willie Ponder	101	at Southern Illinois	Oct. 6, 2018	Colby Cornett	115	at Tennessee Tech
Sept. 14, 2002	Chris NesSmith	114	at Eastern Michigan	Oct. 13, 2018	Jerrick Orr	163	vs. Austin Peay
Sept. 14, 2002	Willie Ponder	121	at Eastern Michigan	Oct. 27, 2018	Kristian Wilkerson	263	at UT Martin
Sept. 21, 2002	Willie Ponder	137	at Missouri State	Nov. 3, 2018	Kristian Wilkerson	129	vs. Tennessee State
Oct. 5, 2002	Tarik Simpson	103	vs. Tennessee State	Aug. 29, 2019	Kristian Wilkerson	146	vs. Southern Illinois
Oct. 5, 2002	Willie Ponder	121	vs. Tennessee State				
Oct. 12, 2002	Willie Ponder	104	at UT Martin				
Oct. 12, 2002	Tarik Simpson	118	at UT Martin				
Oct. 19, 2002	Willie Ponder	153	vs. Eastern Illinois				
Nov. 9, 2002	Willie Ponder	185	at Eastern Kentucky				
Nov. 16, 2002	Tarik Simpson	115	vs. Samford				
Nov. 16, 2002	Willie Ponder	195	vs. Samford				
Sept. 20, 2003	Jamel Oliver	110	vs. Missouri State				
Sept. 27, 2003	Anthony Gilliam	104	at Samford				
Oct. 4, 2003	Ray Goodson	108	vs. Eastern Illinois				
Oct. 18, 2003	Brandon Amick	111	at Eastern Kentucky				
Nov. 22, 2003	Brandon Amick	156	vs. Jacksonville State				
Sept. 11, 2004	Brian Matthews	115	at Bowling Green				
Sept. 18, 2004	Ray Goodson	104	at Central Michigan				
Oct. 2, 2004	T.J. Milcic	145	at Eastern Illinois				
Sept. 29, 2005	Samora Goodson	127	at Samford				
Nov. 5, 2005	T.J. Milcic	117	at UT Martin				

250-Yard Passing Games (Since 1973)

Date	Player	Yards	Opponent
Oct. 13, 1973	Lance Brune	301	vs. Truman State
Nov. 17, 1973	Lance Brune	271	at Central Missouri
Sept. 1, 1979	Joe Young	253	vs. Murray State
Oct. 4, 1980	Joe Young	323	vs. Missouri State
Oct. 16, 1982	Jim Prestwood	282	vs. Northern Iowa
Sept. 24, 1983	Jim Prestwood	287	at Delta State
Oct. 26, 1985	Jeff Brown	333	vs. Northwest Missouri
Nov. 16, 1985	Jeff Brown	372	vs. Truman State
Aug. 30, 1986	Jeff Brown	307	at Mississippi College
Sept. 27, 1986	Jeff Brown	296	vs. Delta State
Sept. 26, 1987	Jeff Brown	273	at Delta State
Oct. 24, 1987	Jeff Brown	304	at Southwest Baptist
Oct. 8, 1988	Jim Eustice	266	at Truman State



PERFORMANCE LISTS

Nov. 12, 1988	Jim Eustice	277	vs. Southwest Baptist	Oct. 21, 2017	Jesse Hosket	348	at Austin Peay
Sept. 30, 1989	Jim Eustice	273	vs. Pittsburg State	Sept. 8, 2018	Daniel Santacaterina	269	vs. Dayton
Oct. 21, 1989	Jim Eustice	339	at Truman State	Oct. 6, 2018	Daniel Santacaterina	395	at Tennessee Tech
Oct. 28, 1989	Jim Eustice	275	vs. Missouri Western	Oct. 13, 2018	Daniel Santacaterina	344	vs. Austin Peay
Nov. 11, 1989	Jim Eustice	268	vs. Lincoln	Oct. 27, 2018	Daniel Santacaterina	386	at UT Martin
Sept. 1, 1990	Jason Liley	266	vs. Southwest Baptist	Nov. 3, 2018	Daniel Santacaterina	306	vs. Tennessee State
Sept. 22, 1990	Jason Liley	316	vs. Northwest Missouri	Top 20 Single-Game Rushing Yards			
Sept. 29, 1990	Jason Liley	349	at Pittsburg State	<u>Date</u>	<u>Player</u>	<u>Yards</u>	<u>Opponent</u>
Oct. 13, 1990	Jason Liley	307	at Washburn	Sept. 15, 2018	Marquis Terry	311	at Southern Illinois
Oct. 27, 1990	Jason Liley	359	at Missouri Western	Nov. 6, 2010	Henry Harris	293	vs. Southwest Baptist
Nov. 3, 1990	Jason Liley	261	vs. Central Missouri	Nov. 8, 1969	Al Holmes	254	vs. Truman State
Aug. 31, 1991	Jason Liley	256	vs. Southern Illinois	Sept. 23, 1989	Brian Lattimore	241	at Northwest Missouri
Sept. 28, 1991	Jason Liley	275	at Austin Peay	Sept. 3, 1992	Kelvin Anderson	222	vs. Murray State
Oct. 12, 1991	Eric Cohoon	283	vs. Tennessee Tech	Oct. 3, 2015	Tremaine McCullough	220	vs. Murray State
Oct. 19, 1991	Eric Cohoon	250	vs. Tennessee State	Oct. 6, 2001	Curtis Cooper	216	vs. UT Martin
Sept. 12, 1992	Jason Liley	270	at Southern Illinois	Oct. 28, 2006	Timmy Holloman	212	at Murray State
Sept. 26, 1992	Jason Liley	256	vs. Austin Peay	Nov. 12, 2011	Matt Scheible	209	vs. Jacksonville State
Oct. 24, 1992	Jason Liley	288	vs. Middle Tennessee	Oct. 31, 2002	Kelvin Anderson	207	vs. UT Martin
Nov. 14, 1992	Jason Liley	317	vs. Illinois State	Sept. 8, 2007	Timmy Holloman	203	vs. Southwest Baptist
Oct. 7, 1995	Shane Kennedy	314	vs. Tennessee Tech	Sept. 25, 2010	Henry Harris	196	vs. Tennessee Tech
Oct. 30, 1999	Rashad West	260	at UT Martin	Oct. 30, 1993	Kelvin Anderson	196	at Austin Peay
Sept. 8, 2001	Jeromy McDowell	391	at Southern Illinois	Sept. 15, 2001	Curtis Cooper	194	vs. Missouri State
Sept. 15, 2001	Jeromy McDowell	322	vs. Missouri State	Sept. 20, 1986	Anthony Jackson	191	at UT Martin
Oct. 20, 2001	Jeromy McDowell	303	vs. Murray State	Oct. 27, 1979	Ernest Edwards	190	at Lincoln
Sept. 14, 2002	Jack Tomco	298	at Eastern Michigan	Oct. 9, 2010	Henry Harris	188	vs. Tennessee State
Sept. 21, 2002	Jack Tomco	297	at Missouri State	Oct. 25, 1975	Jack Gokin	188	vs. Missouri Western
Oct. 5, 2002	Jack Tomco	300	vs. Tennessee State	Nov. 13, 1993	Kelvin Anderson	187	vs. Kentucky State
Oct. 12, 2002	Jack Tomco	429	at UT Martin	Sept. 12, 2015	DeMichael Jackson	186	vs. Southern Illinois
Oct. 19, 2002	Jack Tomco	260	vs. Eastern Illinois	Top 20 Single-Game Receiving Yards			
Nov. 9, 2002	Jack Tomco	283	at Eastern Kentucky	<u>Date</u>	<u>Player</u>	<u>Yards</u>	<u>Opponent</u>
Nov. 16, 2002	Jack Tomco	358	vs. Samford	Oct. 27, 2018	Kristian Wilkerson	263	at UT Martin
Sept. 27, 2003	Jack Tomco	291	at Samford	Oct. 4, 1969	Art Miller	211	at Evansville
Oct. 18, 2003	Jack Tomco	352	at Eastern Kentucky	Aug. 28, 2008	Miles Edwards	204	vs. Southwest Baptist
Nov. 15, 2003	Jack Tomco	353	at Tennessee Tech	Nov. 16, 2002	Willie Ponder	195	vs. Samford
Nov. 22, 2003	Andrew Goodenough	407	vs. Jacksonville State	Sept. 8, 2001	Adrian Sanders	190	at Southern Illinois
Sept. 11, 2004	Andrew Goodenough	269	at Bowling Green	Nov. 9, 2002	Willie Ponder	185	at Eastern Kentucky
Sept. 18, 2004	Andrew Goodenough	304	at Central Michigan	Oct. 26, 1985	David Jackson	181	vs. Northwest Missouri
Sept. 25, 2004	Andrew Goodenough	327	vs. Samford	Sept. 27, 2014	Peter Lloyd	179	at UT Martin
Oct. 2, 2004	Andrew Goodenough	321	at Eastern Illinois	Nov. 11, 1989	Farron Harley	178	vs. Lincoln
Oct. 16, 2004	Andrew Goodenough	339	vs. Eastern Kentucky	Sept. 22, 2001	Willie Ponder	175	at Illinois State
Oct. 23, 2004	Andrew Goodenough	263	at Murray State	Sept. 6, 2014	Paul McRoberts	173	at Kansas
Nov. 6, 2004	Andrew Goodenough	292	at Tennessee State	Sept. 29, 1973	Ed Slaughter	173	at Evansville
Nov. 13, 2004	Andrew Goodenough	250	vs. Tennessee Tech	Sept. 15, 2001	Willie Ponder	170	vs. Missouri State
Sept. 10, 2005	Mike Haley	275	at Kent State	Oct. 3, 2015	Paul McRoberts	169	vs. Murray State
Nov. 19, 2005	Mike Haley	285	at Tennessee Tech	Nov. 10, 1984	David Jackson	165	vs. Lincoln
Oct. 27, 2007	Houston Lillard	252	at UT Martin	Oct. 13, 2018	Jerrick Orr	163	vs. Austin Peay
Nov. 3, 2007	Houston Lillard	265	vs. Austin Peay	Oct. 22, 1988	Lorenzo Gathers	162	vs. Missouri S&T
Aug. 28, 2008	Houston Lillard	387	vs. Southwest Baptist	Aug. 31, 1991	Darrell Philon	160	vs. Southern Illinois
Sept. 20, 2008	Houston Lillard	331	vs. Missouri State	Oct. 24, 1992	Aaron Layton	158	vs. Middle Tennessee
Sept. 6, 2014	Kyle Snyder	269	at Kansas	Oct. 21, 1989	Darrell Philon	157	at Truman State
Sept. 27, 2014	Kyle Snyder	269	at UT Martin				
Nov. 15, 2014	Kyle Snyder	334	vs. Austin Peay				
Sept. 24, 2016	Jesse Hosket	257	at Murray State				
Oct. 8, 2016	Jesse Hosket	291	at Eastern Kentucky				
Sept. 9, 2017	Jesse Hosket	251	at Dayton				



PERFORMANCE LISTS

Top 20 Single-Game Passing Yards

Date	Player	Yards	Opponent	Date	Player	Yards	Opponent
Oct. 12, 2002	Jack Tomco	429	at UT Martin	Nov. 22, 2003	Brandon Amick	76	vs. Jacksonville State
Nov. 22, 2003	Andrew Goodenough	407	vs. Jacksonville State	Sept. 21, 2013	Paul McRoberts	75 (TD)	vs. Southern Illinois
Oct. 6, 2018	Daniel Santacaterina	395	at Tennessee Tech	Nov. 14, 2009	Chantae Ahamefule	75 (TD)	vs. Murray State
Sept. 8, 2001	Jeromy McDowell	391	at Southern Illinois	Sept. 8, 2018	Zack Smith	73 (TD)	vs. Dayton
Aug. 28, 2008	Houston Lillard	387	vs. Southwest Baptist	Oct. 30, 2004	Antonio Scaife	73	vs. UT Martin
Oct. 27, 2018	Daniel Santacaterina	386	at UT Martin	Oct. 24, 1998	Corey Williams	73 (TD)	at Missouri State
Nov. 16, 1985	Jeff Brown	372	vs. Truman State	Longest Kickoff Returns			
Oct. 27, 1990	Jason Liley	359	at Missouri Western	<u>Date</u>	<u>Player</u>	<u>Yards</u>	<u>Opponent</u>
Nov. 16, 2002	Jack Tomco	358	vs. Samford	Nov. 14, 2015	Cameron Sanders	99 (TD)	at Jacksonville State
Nov. 15, 2003	Jack Tomco	353	at Tennessee Tech	Nov. 17, 2018	Zion Custis	97 (TD)	vs. Eastern Illinois
Oct. 18, 2003	Jack Tomco	352	at Eastern Kentucky	Oct. 12, 1985	David Jackson	97 (TD)	vs. Abilene Christian
Sept. 29, 1990	Jason Liley	349	at Pittsburg State	Nov. 3, 1979	Keith Hubbard	96 (TD)	vs. Truman State
Oct. 21, 2017	Jesse Hosket	348	at Austin Peay	Sept. 23, 2017	Cameron Sanders	93 (TD)	at Eastern Illinois
Oct. 13, 2018	Daniel Santacaterina	344	vs. Austin Peay	Oct. 29, 2016	Cameron Sanders	93 (TD)	vs. Austin Peay
Oct. 16, 2004	Andrew Goodenough	339	vs. Eastern Kentucky	Oct. 19, 2013	Spencer Davis	93 (TD)	at Eastern Illinois
Oct. 21, 1989	Jim Eustice	339	at Truman State	Nov. 6, 2004	Romae Rucker	85 (TD)	at Tennessee State
Nov. 15, 2014	Kyle Snyder	334	vs. Austin Peay	Sept. 27, 2008	Jacob McKinley	85	at Indiana State
Oct. 26, 1985	Jeff Brown	333	vs. Northwest Missouri	Sept. 3, 2009	Jacob McKinley	80	vs. Quincy
Sept. 20, 2008	Houston Lillard	331	vs. Missouri State	Sept. 23, 2000	Curtis Cooper	79	vs. Western Kentucky
Sept. 25, 2004	Andrew Goodenough	327	vs. Samford	Oct. 16, 2010	Henry Harris	71	at Austin Peay
				Nov. 6, 1999	Brian Hinton	69	vs. Eastern Illinois

Longest Rushing Plays

Date	Player	Yards	Opponent	Date	Player	Yards	Opponent
Oct. 5, 2013	Lewis Washington	99 (TD)	at Tennessee State	1962	Lyman Brown	86 (TD)	vs. Northwest Missouri
Sept. 3, 1992	Kelvin Anderson	96 (TD)	vs. Murray State	Sept. 22, 2001	Curtis Cooper	70 (TD)	at Illinois State
Sept. 8, 2018	Marquis Terry	95 (TD)	vs. Dayton	Oct. 31, 2015	Paul McRoberts	69 (TD)	vs. Tennessee Tech
Nov. 8, 2003	Jamel Oliver	82 (TD)	vs. Tennessee State	Sept. 9, 2000	Curtis Cooper	66 (TD)	at Southern Illinois
Oct. 31, 2015	Tremaine McCullough	81 (TD)	vs. Tennessee Tech	Aug. 28, 2014	Spencer Davis	61	vs. Missouri Baptist
Sept. 19, 2015	Tay Bender	80 (TD)	at Indiana State	Nov. 1, 2003	Antonio Scaife	58	at UT Martin
Oct. 25, 2003	Chaun Tate	80 (TD)	vs. Murray State	Sept. 6, 2003	Antonio Scaife	45	vs. Southern Illinois
Sept. 28, 2002	Keiki Misipeka	78 (TD)	at Middle Tennessee	Oct. 5, 2002	Chris NesSmith	44 (TD)	vs. Tennessee State
Sept. 30, 2017	Cameron Sanders	77 (TD)	vs. Eastern Kentucky	Nov. 10, 2007	Kendall Magana	41	at Missouri State
Oct. 28, 2006	Timmy Holloman	76 (TD)	at Murray State	Longest Interception Returns			
Nov. 6, 1999	Broderick Benson	75 (TD)	vs. Eastern Illinois	<u>Date</u>	<u>Player</u>	<u>Yards</u>	<u>Opponent</u>
Sept. 15, 2018	Marquis Terry	74 (TD)	at Southern Illinois	Sept. 22, 2012	Branden Spann	100 (TD)	vs. Tennessee Tech
Oct. 1, 2011	Matt Scheible	71 (TD)	vs. Eastern Illinois	Sept. 8, 2007	Eddie Calvin	100 (TD)	vs. Southwest Baptist
Oct. 14, 2017	Cameron Sanders	70 (TD)	vs. Tennessee Tech	Nov. 10, 2018	Justin Swift	76 (TD)	at Murray State
Oct. 30, 2004	David Taufouu	69 (TD)	vs. UT Martin	Oct. 10, 2009	Bryan Blanford	69 (TD)	vs. Austin Peay
Nov. 4, 2017	Marquis Terry	68	vs. UT Martin	Oct. 16, 2010	Tylor Brock	67	at Austin Peay
Sept. 14, 2002	Keiki Misipeka	68	at Eastern Michigan	Sept. 17, 2005	Kellin White	64 (TD)	at Missouri State

Longest Receptions

Date	Player	Yards	Opponent	Date	Player	Yards	Opponent
Oct. 8, 1983	David Stewart	94 (TD)	vs. Truman State	Oct. 25, 2014	DeMichael Jackson,	63	at Eastern Kentucky
Nov. 10, 2001	Adrian Sanders	93	vs. Quincy	Sept. 9, 2006	Todshon Jones	63	vs. Missouri S&T
Oct. 15, 2011	Spencer Davis	82	at Eastern Kentucky	Aug. 28, 2008	Eddie Calvin	62	vs. Southwest Baptist
Aug. 28, 2008	Miles Edwards	80 (TD)	vs. Southwest Baptist	Oct. 30, 2004	Kellin White	61 (TD)	vs. UT Martin
Nov. 5, 2005	T.J. Milcic	80 (TD)	at UT Martin	Nov. 8, 2003	Kellin White	60 (TD)	vs. Tennessee State
Sept. 22, 2001	Willie Ponder	80 (TD)	at Illinois State	Oct. 20, 2001	Demar Winston	57 (TD)	vs. Murray State
Oct. 12, 2013	D.J. Foster	78 (TD)	vs. Murray State				



PERFORMANCE LISTS

Longest Fumble Returns

Date	Player	Yards	Opponent
Oct. 27, 2012	Branden Spann	98 (TD)	at Austin Peay
Sept. 16, 2000	Rodney Woodall	80 (TD)	vs. Illinois State
Aug. 31, 1995	Greg Klund	80 (TD)	vs. Southern Illinois
Oct. 5, 2013	Cantrell Andrews	68 (TD)	at Tennessee State
Nov. 10, 2018	Justin Swift	60 (TD)	at Murray State
Dec. 4, 2010	Taylor West	59	at Eastern Washington
Nov. 10, 2007	Victor Anderson	45 (TD)	at Missouri State
Sept. 27, 2003	Brandon Bohnert	45	at Samford
Nov. 10, 2007	Nick Stauffer	44	at Missouri State
Sept. 7, 2013	Cantrell Andrews	43	at Ole Miss
Sept. 12, 1998	Jeremy Atwell	39 (TD)	vs. Indiana State
Dec. 1, 2018	Demarcus Rogers	33 (TD)	at Weber State
Aug. 29, 2002	Nate Johnston	33	vs. Arkansas-Monticello
Sept. 17, 2011	Ben Kargbo	24	at Purdue
Nov. 12, 2005	Justin Komondoreas	23	vs. Tennessee State
Oct. 4, 2003	Ricky Farmer	21	vs. Eastern Illinois

Nov. 17, 2018	Kendrick Tiller	48	vs. Eastern Illinois
Sept. 22, 2007	Doug Spada	48	at Samford

Tackles

Date	Player	Tackles	Opponent
Oct. 16, 1982	Wayne James	27	vs. Northern Iowa
Oct. 24, 1987	Ken Miller	23	at Southwest Baptist
Sept. 1, 2018	Zach Hall	22	at Arkansas State
Sept. 12, 1992	Joe Divis	22	at Southern Illinois
Oct. 25, 2008	Nick Stauffer	21	vs. Tennessee State
Nov. 8, 2008	Nick Stauffer	20	at Murray State
Sept. 29, 2007	Adam Casper	20	vs. Eastern Illinois
Oct. 7, 2006	Adam Casper	20	at Eastern Illinois
Oct. 28, 2000	Ricky Farmer	20	vs. UT Martin
Sept. 16, 2000	Isaac Powell	20	vs. Illinois State
Sept. 9, 2000	Joe Williams	20	at Southern Illinois

Passing Attempts

Date	Player	Attempts	Opponent
Sept. 10, 2005	Mike Haley	61	at Kent State
Oct. 16, 2004	Andrew Goodenough	57	vs. Eastern Kentucky
Nov. 6, 2004	Andrew Goodenough	54	at Tennessee State
Sept. 18, 2004	Andrew Goodenough	50	at Central Michigan
Oct. 2, 2004	Andrew Goodenough	49	at Eastern Illinois
Nov. 13, 2004	Andrew Goodenough	48	vs. Tennessee Tech
Nov. 19, 2005	Mike Haley	47	at Tennessee Tech
Nov. 11, 2000	Rashad West	47	at Missouri State
Nov. 22, 2003	Andrew Goodenough	45	vs. Jacksonville State
Nov. 15, 2003	Jack Tomco	45	at Tennessee Tech
Sept. 21, 2002	Jack Tomco	45	at Missouri State

Rushing Attempts

Date	Player	Attempts	Opponent
Oct. 30, 1993	Kelvin Anderson	40	at Austin Peay
Nov. 6, 2010	Henry Harris	35	vs. Southwest Baptist
Oct. 16, 2010	Henry Harris	35	at Austin Peay
Nov. 17, 2007	Elton Peterson	33	vs. Jacksonville State
Sept. 15, 2007	Timmy Holloman	33	vs. Indiana State
Sept. 25, 2010	Henry Harris	32	vs. Tennessee Tech
Sept. 30, 2017	Marquis Terry	31	vs. Eastern Kentucky
Oct. 29, 2005	Timmy Holloman	31	vs. Murray State
Oct. 22, 2005	Timmy Holloman	31	at Eastern Kentucky
Oct. 6, 2001	Curtis Cooper	31	vs. UT Martin

Longest Return on Blocked Field Goal

Date	Player	Yards	Opponent
Oct. 20, 2018	Bydarrius Knighten	85 (TD)	vs. Jacksonville State

Longest Punts

Date	Player	Yards	Opponent
Oct. 4, 2003	David Simonhoff	83	vs. Eastern Illinois
Oct. 30, 2004	David Simonhoff	82	vs. UT Martin
Sept. 29, 2005	David Simonhoff	80	at Samford
Oct. 14, 2017	Jake Reynolds	78	vs. Tennessee Tech
Oct. 14, 2006	David Simonhoff	75	at Arkansas
Oct. 23, 2004	David Simonhoff	74	at Murray State
Nov. 10, 2007	Doug Spada	73	at Missouri State
Sept. 25, 2004	David Simonhoff	73	vs. Samford
Nov. 12, 2011	Joe Vucic	72	vs. Jacksonville State
Oct. 20, 2018	Jake Reynolds	71	vs. Jacksonville State
Sept. 9, 2006	David Simonhoff	71	vs. Missouri S&T
Oct. 30, 2004	David Simonhoff	71	vs. UT Martin
Oct. 2, 2004	David Simonhoff	71	at Eastern Illinois

Longest Field Goals

Date	Player	Yards	Opponent
1975	Mike Wood	61	vs. Lincoln
Oct. 4, 2014	Ryan McCrum	55	vs. Tennessee State
Sept. 20, 2014	Ryan McCrum	54	vs. Southeastern La.
Sept. 2, 2010	Drew Geldbach	53	at Ball State
Sept. 26, 2009	Doug Spada	53	at UT Martin
Oct. 11, 2014	Ryan McCrum	52	at Murray State
Oct. 22, 2016	Ryan McCrum	51	at Tennessee Tech
Oct. 18, 2014	Ryan McCrum	51	vs. Eastern Illinois
Nov. 6, 2004	Derek Kutz	51	at Tennessee State
Oct. 8, 2016	Ryan McCrum	50	at Eastern Kentucky
Oct. 31, 2015	Ryan McCrum	50	vs. Tennessee Tech
Oct. 29, 2011	Drew Geldbach	50	at UT Martin
Oct. 20, 2007	Doug Spada	50	vs. Murray State
Sept. 8, 2007	Doug Spada	49	vs. Southwest Baptist
Oct. 27, 2012	Drew Geldbach	49	at Austin Peay



RECORDS LIST

Passing Yards (Career)

1.	Jason Liley, 1989-92	6,179
2.	Jeff Brown, 1983-87	5,853
3.	Jack Tomco, 2002-03	4,946
4.	Matt Scheible, 2008-11	4,841
5.	Lance Brune, 1970-73	4,808
6.	Greg Brune, 1964-67	4,210
7.	Jesse Hosket, 2016-17	4,155
8.	Bobby Brune, 1998-01	4,124
9.	Jim Eustice, 1988-89	3,935
10.	Andrew Goodenough, 2003-04	3,719
-	Daniel Santacaterina, 2018-pr.	3,092

Most Touchdown Passes (Career)

1.	Jeff Brown, 1983-87	45
2.	Jack Tomco, 2002-03	37
3.	Matt Scheible, 2008-11	36
4.	Lance Brune, 1970-73	30
	Jason Liley, 1989-92	30
6.	Daniel Santacaterina, 2018-pr.	29
	Kyle Snyder, 2013-14	29
	Greg Brune, 1964-67	29
9.	Jesse Hosket, 2016-17	26
10.	Bobby Brune, 1998-01	24

Pass Completions (Career)

1.	Jason Liley, 1989-92	530
2.	Jeff Brown, 1983-87	445
3.	Matt Scheible, 2008-11	417
4.	Jack Tomco, 2002-03	386
5.	Jesse Hosket, 2016-17	351
	Bobby Brune, 1998-01	351
7.	Lance Brune, 1970-73	350
8.	Andrew Goodenough, 2003-04	349
9.	Jim Eustice, 1988-89	312
10.	Shane Kennedy, 1992-95	289
-	Daniel Santacaterina, 2018-pr.	246

Pass Completion Percentage (Career)

Minimum 150 Attempts

1.	Jack Tomco, 2002-03	62.2
2.	Dante Vandeven, 2015-16	61.4
3.	Eric Cohoon, 1990-91	60.7
4.	Andrew Goodenough, 2003-04	60.2
5.	Daniel Santacaterina, 2018-pr.	59.0
6.	Jason Liley, 1989-92	58.2
7.	Kyle Snyder, 2013-14	57.6
8.	Bobby Brune, 1998-01	57.3
9.	Houston Lillard, 2006-08	57.2
10.	Scott Lathrop, 2011-13	57.1

Pass Efficiency Percentage (Career)

Minimum 150 Attempts

1.	Jack Tomco, 2002-03	141.3
2.	Daniel Santacaterina, 2018-pr.	138.5
3.	Kyle Snyder, 2013-14	134.9
4.	Eric Cohoon, 1990-91	127.6
5.	Houston Lillard, 2006-08	126.4
6.	Dante Vandeven, 2015-16	121.6

7.	Jim Eustice, 1988-89	121.3
8.	Scott Lathrop, 2011-13	119.4
9.	Jeromy McDowell, 2001-03	119.2
10.	Andrew Goodenough, 2003-04	118.3

Pass Receptions (Career)

1.	Darrell Philon, 1988-91	181
2.	Paul McRoberts, 2012-15	175
3.	Willie Ponder, 2001-02	157
4.	Kristian Wilkerson, 2015-pr.	154
5.	Ray Goodson, 2001-04	149
6.	Glenn Krupa, 1989-92	136
7.	Leslie Weaver, 1997-00	131
8.	Aaron Layton, 1990-93	130
9.	Chris Salyer, 1988-91	118
10.	Miles Edwards, 2007-10	116
	Lorenzo Gathers, 1984-88	116

Receiving Yardage (Career)

1.	Willie Ponder, 2001-02	2,543
2.	Darrell Philon, 1988-91	2,502
3.	Paul McRoberts, 2012-15	2,435
4.	Kristian Wilkerson, 2015-pr.	2,336
5.	John Diepenbrock, 1965-68	2,073
6.	Leslie Weaver, 1997-00	1,866
7.	Lorenzo Gathers, 1984-88	1,832
8.	Edward Slaughter, 1971-74	1,782
9.	Aaron Layton, 1990-93	1,699
10.	T.J. Milcic, 2003-05	1,661

Receiving Touchdowns (Career)

1.	Paul McRoberts, 2012-15	29
2.	Willie Ponder, 2001-02	26
3.	Kristian Wilkerson, 2015-pr.	24
4.	John Diepenbrock, 1965-68	20
5.	Miles Edwards, 2007-10	15
6.	David Gross, 1976-79	14
	David Jackson, 1983-86	14
8.	Edward Slaughter, 1971-74	13
9.	D.J. Foster, 2010-13	12
	Darrell Philon, 1988-91	12
	Arthur Miller, 1969-71	12
	Leslie Weaver, 1997-00	12

Touchdowns (Career)

1.	Walter Smallwood, 1965-68	36
2.	Paul McRoberts, 2012-15	30
	Henry Harris, 2008-10	30
4.	Timmy Holloman, 2005-08	29
5.	Brian Lattimore, 1985-89	28
6.	Willie Ponder, 2001-02	27
7.	Kelvin Anderson, 1992-94	25
8.	Kristian Wilkerson, 2015-pr.	24
9.	Marquis Terry, 2017-18	22
	Matt Scheible, 2008-11	22

Punting Average (Career)

Minimum 50 Attempts

1.	David Simonhoff, 2003-06	43.89
2.	Doug Spada, 2006-09	42.69
3.	Alex Knight, 2013-16	42.12
4.	Jake Reynolds, 2016-pr.	40.40
5.	George Goodwin, 1937	40.44
6.	Joe Vucic, 2010-13	40.20
7.	Todd Fields, 1982-85	39.75
8.	Mike Wood, 1974-77	39.13
9.	Seth Carriere, 1999	38.88
10.	Justin Terrill, 1994-97	38.58

Punt Attempts (Career)

1.	Justin Terrill, 1994-97	276
2.	David Simonhoff, 2003-06	237
3.	Alex Knight, 2013-16	216
4.	Ed Hotz, 1978-81	197
5.	Greg Brune, 1964-67	160
6.	Doug Spada, 2006-09	156
7.	Joe Vucic, 2010-13	149
	Todd Fields, 1982-85	149
9.	Jake Reynolds, 2016-pr.	134
10.	Mike Wood, 1974-77	121

Punt Return Yards (Career)

1.	Dione Tyler, 1994-95	525
2.	Darrell Philon, 1988-91	500
3.	Antonio Scaife, 2003-06	485
4.	Curtis Cooper, 2000-01	468
5.	Aaron Layton, 1990-93	464
6.	Spencer Davis, 2010-14	319
7.	Mike Hargens, 1980-82	312
8.	Jim Bland, 1967-68	292
9.	David Newberry, 1970-72	264
10.	Zack Smith, 2016-pr.	262

Punt Return Average (Career)

Minimum 25 Returns

1.	Dione Tyler, 1994-95	13.46
2.	Curtis Cooper, 2000-01	12.32
3.	Jim Bland, 1967-68	11.68
4.	Zack Smith, 2016-pr.	9.40
5.	David Jackson, 1983-86	8.15
6.	Darrell Philon, 1988-91	8.06
7.	Aaron Layton, 1990-93	7.37
8.	Chris Salyer, 1988-91	7.12
9.	Spencer Davis, 2010-14	7.10
10.	Antonio Scaife, 2003-06	6.83



RECORDS LIST

Punt Returns (Career)

1. Antonio Scaife, 2003-06	71	Adam Jones, 2001-04	8.0
2. Aaron Layton, 1990-93	63	Justin Komondoreas, 2004-05	8.0
3. Darrell Philon, 1988-91	62	Joel Becker, 1996-99	8.0
4. Mike Hargens, 1980-82	59	20. John Popovich, 2013-16	7.5
5. Spencer Davis, 2010-14	45		
6. Dione Tyler, 1994-95	39		
7. Curtis Cooper, 2000-01	38		
8. Timbo Jones, 1981-84	32		
9. Chris NesSmith, 2000-04	29		
10. Zack Smith, 2016-pr.	28		

Tackles (Career)

Note: Statistics for tackles have only been recorded since 1980.

1. Robert Haggerty, 1993-96	424	1. Angel Rubio, 1993-97	44.0
2. Ricky Farmer, 2000-03	378	2. James Jennette, 1999-02	40.0
3. Roper Garrett, 2012-16	359	3. Kendall Donnerson, 2014-17	34.5
Blake Peiffer, 2009-12	359	4. Ricky Farmer, 2000-03	33.0
5. Ronald Smith, 1993-97	358	5. Zach Hall, 2016-pr.	32.5
6. Brian Burton, 1992-96	330	6. Chad Meredith, 2013-17	29.5
Angel Rubio, 1993-97	330	7. Ryan Roth, 2000-03	29.0
8. Joe Divis, 1990-92	312	8. Roper Garrett, 2012-16	27.5
9. Zach Hall, 2016-pr.	302	9. Troy Baglio, 1995-98	26.0
10. O.J. Turner, 2001-04	293	Corey Mathis, 2000-01	26.0
11. Doug Berg, 1990-94	290	11. Justin Swift, 2016-pr.	25.5
12. Troy Baglio, 1995-98	285	12. O.J. Turner, 2001-04	24.0
13. Rick Borman, 1980-81	278	13. Edgar Jones, 2003-06	24.0
14. James Chinn, 1989-92	277	14. Jeremy Atwell, 1998-99	22.0
15. Adam Casper, 2004-07	262	15. Brian Burton, 1992-96	21.0
16. Isaac Powell, 1997-00	258	16. Travis Sanders, 2012-16	19.5
17. Philip Klapproth, 2008-11	252	17. Doug Berg, 1990-94	19.0
Mike Miller, 2001-05	252	Justin Komondoreas, 2004-05	18.5
Mike Hargens, 1980-82	252	19. Adam Jones, 2001-04	18.0
20. Ken Harmon, 1980-83	242	Mike Miller, 2001-05	18.0

Sacks (Career)

Note: Statistics for sacks have only been recorded since 1993.

1. Angel Rubio, 1993-97	21.5
2. Edgar Jones, 2003-06	16.0
3. Justin Swift, 2016-pr.	15.5
Doug Berg, 1990-94	15.5
5. Zach Hall, 2016-pr.	13.0
6. Kendall Donnerson, 2014-17	12.0
7. James Jennette, 1999-02	11.0
8. Cordez Vaughn, 1993-94	10.5
Ricky Farmer, 2000-03	10.0
Ryan Roth, 2000-03	10.0
11. Chad Meredith, 2013-17	9.5
12. Roper Garrett, 2012-16	9.0
Troy Baglio, 1995-98	9.0
Mark Munsell, 1991-94	9.0
Corey Mathis, 2000-01	9.0
16. Travis Sanders, 2012-16	8.0



SERIES RECORDS

Opponent	W	L	T	First Meeting	Last Meeting						
Abilene Christian	1	1	0	1985	1986	Middle Tennessee State	2	9	0	1947	Sept. 28, 2002
Arkansas	0	2	0	Nov. 6, 1906	Oct. 14, 2006	Millikin	2	0	0	1950	1951
Arkansas College (Batesville)	2	0	0	1935	1941	Mississippi	0	1	0	Sept. 7, 2013	Sept. 7, 2013
Arkansas-Monticello	1	2	0	Oct. 17, 1981	Aug. 29, 2002	Mississippi A&M	1	1	0	1907	1908
Arkansas State	7	4	1	1916	Sept. 1, 2018	Mississippi College	2	2	0	Aug. 30, 1986	Sept. 16, 1989
Arkansas Tech	6	7	1	Oct. 6, 1956	Oct. 5, 1957	Missouri	0	3	0	Oct. 3, 1936	Sept. 5, 2015
Augustana (S.D.)	1	0	0	1963	1963	Missouri "B" Team	1	1	0	1942	1950
Austin Peay	16	7	0	1953	Oct. 13, 2018	Missouri Baptist	1	0	0	Aug. 28, 2014	Aug. 28, 2014
Ball State	0	1	0	Sept. 2, 2010	Sept. 2, 2010	Missouri Southern	4	2	0	Sept. 18, 1971	Sept. 8, 1990
Barnes College	1	0	0	1905	1905	Missouri S&T	36	23	2	Nov. 10, 1906	Sept. 9, 2006
Bethel College (Tenn.)	1	0	0	1952	1952	Missouri State	28	46	0	Nov. 16, 1917	Sept. 20, 2008
Bowling Green	0	1	0	Sept. 11, 2004	Sept. 11, 2004	Missouri Valley College	3	1	0	1943	1944
Bradley	2	1	0	1967	1970	Missouri Western	4	0	0	Oct. 26, 1974	Oct. 27, 1990
Carson-Newman	2	0	0	1958	1959	Morehead State	3	2	0	Nov. 9, 1991	Nov. 4, 1995
Carthage College (Ill.)	2	0	0	1934	1939	Murray State	12	40	1	Oct. 29, 1926	Nov. 10, 2018
Central Arkansas	7	7	1	Sept. 18, 1953	Sept. 13, 1986	Nicholls State	0	1	0	Oct. 4, 1975	Oct. 4, 1975
Central Iowa State	0	1	0	1951	1951	North Alabama	0	1	0	1956	1956
Central Michigan	0	2	0	Sept. 18, 2004	Aug. 30, 2012	Northeastern Oklahoma A&M	0	2	0	1963	1964
Central Missouri	37	24	7	1906	Nov. 3, 1990	Northern Iowa	1	1	0	Nov. 18, 1980	Oct. 16, 1982
Central Wesleyan	2	0	0	1922	1923	Northern Michigan	0	2	0	1964	Oct. 13, 1984
Charleston Athletic Club	0	1	0	1915	1915	Northwest Missouri State	34	27	2	Oct. 10, 1924	Sept. 22, 1990
Christian Brothers	0	4	0	1912	1916	Oakland City College	2	0	0	1933	1934
Cincinnati	0	2	0	Aug. 30, 2007	Sept. 12, 2009	Ohio University	0	1	0	Aug. 28, 2003	Aug. 28, 2003
Dayton	1	1	0	Sept. 9, 2017	Sept. 8, 2018	Pittsburg State	0	2	0	Aug. 30, 1989	Sept. 29, 1990
Culver-Stockton	2	0	1	1940	1949	Poplar Bluff Athletic Club	1	0	0	1904	1904
Delta State	4	23	1	1954	Sept. 26, 1987	Purdue	0	1	0	Sept. 17, 2011	Sept. 17, 2011
DeSoto Athletic Club	1	0	0	1916	1916	Quincy	2	0	0	Nov. 10, 2001	Sept. 3, 2009
Drake	0	1	0	Sept. 23, 1960	Sept. 23, 1960	Rose-Hulman	1	0	0	1940	1940
Eastern Illinois	8	18	0	Sept. 29, 1956	Nov. 17, 2018	Saint Louis	0	13	0	1905	1923
Eastern Kentucky	4	25	0	Sept. 15, 1990	Sept. 22, 2018	Samford	3	5	0	Oct. 5, 1991	Sept. 22, 2007
Eastern Michigan	0	2	0	Sept. 1, 2001	Sept. 14, 2002	Sam Houston State	0	2	0	Sept. 11, 1993	Sept. 10, 1994
Eastern Washington	0	1	0	Dec. 4, 2010	Dec. 4, 2010	Shorter University (Ga.)	0	1	0	Sept. 26, 2015	Sept. 26, 2015
Evansville	17	6	1	1931	Sept. 18, 1982	Shurtleff College	3	1	0	1911	1922
Farmington Athletic Club	2	0	0	1911	1916	Sikeston Athletic Club	2	2	1	1912	1918
Grand Valley State	0	1	0	Oct. 29, 1988	Oct. 29, 1988	South Dakota	1	0	0	1958	1958
Haskell Indian Nations Univ.	1	0	0	1930	1930	Southeastern Louisiana	1	1	0	Aug. 29, 2013	Sept. 20, 2014
Hawai'i	0	1	0	Nov. 12, 1994	Nov. 12, 1994	Southeastern Oklahoma State	0	2	0	1948	1949
Henderson State	1	0	0	1955	1955	Southern Illinois	42	37	8	1909	Aug. 29, 2019
Hendrix College	5	1	0	1936	1947	Southwest Baptist	5	2	0	Oct. 29, 1987	Nov. 6, 2010
Hillsdale	0	1	0	1959	1959	Stony Brook	1	0	0	Nov. 24, 2018	Nov. 24, 2018
Illinois College	0	1	0	1936	1936	St. Ambrose	1	0	1	1958	1959
Illinois State	3	7	0	Nov. 13, 1943	Sept. 22, 2001	St. Benedict's	3	0	0	1960	1962
Indiana State	4	5	0	Sept. 17, 2016	Sept. 19, 2015	Tennessee State	12	14	0	Oct. 19, 1991	Nov. 3, 2018
Jackson Athletic Club	6	1	0	1904	1919	Tennessee Tech	12	15	0	Oct. 12, 1991	Oct. 6, 2018
Jacksonville State	6	17	0	1961	Oct. 20, 2018	Troy	1	1	0	Sept. 5, 1987	Sept. 3, 1988
Kansas	0	2	0	Sept. 6, 2014	Sept. 2, 2017	Truman State	24	40	2	1906	Sept. 3, 1998
Kent State	0	1	0	Sept. 10, 2005	Sept. 10, 2005	Upper Iowa	1	0	0	1941	1941
Kentucky State	2	0	0	Nov. 13, 1993	Sept. 1, 1994	Urbana (Ohio)	1	0	0	Nov. 2, 2013	Nov. 2, 2013
Lambuth	1	0	0	Aug. 30, 1997	Aug. 30, 1997	UT Martin	16	18	0	Oct. 8, 1966	Oct. 27, 2018
Lincoln University	19	1	0	Oct. 31, 1970	Nov. 11, 1989	Washburn	3	0	0	1971	Oct. 13, 1990
Louisiana-Monroe	0	2	0	Sept. 18, 1965	Sept. 17, 1966	Washington University (Mo.)	0	4	1	1906	1950
Macomb Teachers College	1	0	0	1944	1944	Weber State	0	1	0	Dec. 1, 2018	Dec. 1, 2018
Marshall	0	1	0	Aug. 31, 2000	Aug. 31, 2000	Western Illinois	1	0	0	1944	1944
Mars Hill College	1	0	0	Sept. 8, 2012	Sept. 8, 2012	Western Kentucky	1	10	0	Nov. 15, 1952	Sept. 23, 2000
Mayfield College (Mo.)	3	0	0	1916	1925	Westminster College	1	1	1	1917	1931
McKendree College	1	5	2	1920	1932	William Penn	1	0	0	1940	1940
Memphis	1	3	2	Sept. 3, 2016	1934						
Memphis Navy	1	0	0	1954	1954						
						2019 Opponent					



GAME RECAPS

SOUTHERN ILLINOIS 26 #17 SOUTHEAST MISSOURI 44

August 29, 2019 • Houck Field • Attendance: 8,312

CAPE GIRARDEAU, Mo.— Daniel Santacaterina threw for 248 yards and a touchdown, and ran for two other scores to lead #17 Southeast Missouri to a 44-26 season-opening win over longtime rival Southern Illinois in front of a raucous crowd of 8,312 at Houck Field.

SEMO started slow and trailed 14-7 before scoring 30-straight points on its way to burying the Salukis for the second-straight season. The Redhawks and Salukis met for the 87th time in the longest rivalry for both schools.

Down seven with 5:44 remaining in the second quarter, Zion Custis ignited SEMO's scoring surge with a 4-yard touchdown run that ended a four-play, 65-yard drive. Santacaterina completed an 18-yard pass to Aaron Alston and followed that up with a 34-yard completion to Kristian Wilkerson to set up Custis' touchdown.

SEMO managed to get in the end zone once more just before the half when Mark Robinson hit paydirt on a 1-yard plunge with 37 seconds left to put the Redhawks up, 20-14, at the intermission.

After scoring 20 second-quarter points, SEMO tacked on 17 more in the third.

Kendrick Tiller kicked a 22-yard field goal and Santacaterina scored his second rushing touchdown on a 7-yard run. Wilkerson then made a highlight-reel one-handed catch on a 47-yard pass from Santacaterina and made an 18-yard touchdown reception on the next play to widen SEMO's lead to 37-14 with just under two minutes (1:57) in the third quarter.

Geno Hess completed SEMO's scoring with a 1-yard touchdown run at the 10:41 mark in the fourth quarter.

Six different Redhawks scored points as SEMO racked up 529 yards of total offense.

Santacaterina completed 14-of-24 passes and ran for 54 yards to lead the way. Custis (78), Hess (77) and Robinson (72) each added over 70

yards rushing. As a team, SEMO finished with 281 yards on the ground.

Wilkerson caught six passes for 146 yards, going over 100 receiving yards for the seventh time in his career.

Defensively, the reigning FCS National Defensive Player of the Year Zach Hall notched a game-high 19 tackles, including 15 in the first half. Hall went over 300 tackles in his career. He also had two tackles for loss and a sack.

SEMO forced one turnover when Marcus Lucas intercepted a tipped pass by Justin Swift deep in the Redhawks territory during the first quarter.

The Redhawks won the War for the Wheel again and, as a result, the ship's wheel trophy remains in Cape Girardeau.

SEMO improved to 10-19 all-time in season-openers since moving to NCAA Division I in 1991. The Redhawks also won their eighth-straight home game and beat the Salukis in back-to-back seasons for the first time since 2001 (24-5) and 2002 (21-14).

Score by Quarters	1	2	3	4	OT	Score	
Southern Illinois	7	7	0	12	-	26	Record: 0-1
#17 Southeast Missouri	0	20	17	7	-	44	Record: 1-0

Scoring Summary

1st	7:28	SIU	Williams Jr. 1 yd run (Cerra kick)
2nd	10:06	SEMO	Santacaterina 3 yd run (Tiller kick)
	5:44	SIU	Davis 17 yd run (Cerra kick)
	4:30	SEMO	Custis 4 yd run (Tiller kick blocked)
	0:37	SEMO	Robinson 1 yd run (Tiller kick)
3rd	8:47	SEMO	Tiller 22 yd field goal
	3:47	SEMO	Santacaterina 7 yd run (Tiller kick)
	1:57	SEMO	Wilkerson 18 yd pass from Santacaterina (Tiller kick)
4th	14:09	SIU	Davis 2 yd run (Labanowitz pass failed)
	10:41	SEMO	Hess 1 yd run (Tiller kick)
	5:20	SIU	Elliott 4 yd run (Labanowitz pass failed)

First Downs

	SIU	SEMO
First Downs	18	28
Rushes-Yards (Net)	40-170	49-281
Passing Yards (Net)	217	248
Passes Comp-Att-Int	16-28-1	15-25-1
Total Offense Plays-Yards	68-387	74-529
Fumble Returns-Yards-TD	0-0-0	0-0-0
Punt Returns-Yards-TD	1-4-0	2-37-0
Kickoff Returns-Yards-TD	5-111-0	2-34-0
Interceptions-Yards-TD	1-0-0	1-9-0
Punts (Number-Avg)	5-40.4	3-39.0
Fumbles-Lost	0-0	1-0
Penalties-Yards	11-94	12-81
Possession Time	28:24	31:36
Third-Down Conversions	8-15	6-13
Fourth-Down Conversions	1-2	1-1
Red-Zone Scores-Chances	4-5	7-7
Sacks By: Number-Yards	0-0	2-8

GAME 1



Rushing (Att.-Yds.-TD): SIU - Davis, D.J. 22-125-2; Elliott, Romeir 9-39-1; Williams Jr. 2-7-1; Labanowitz, Stone 6-2-0; Burton, Je'Quan 1-3-0. SEMO - Custis, Zion 12-78-1; Hess, Geno 13-77-1; Robinson, Mark 16-72-1; Santacaterina, Daniel 8-54-2.

Passing (C-A-I-TD-Yds.): SIU - Labanowitz, Stone 16-28-1-0-217. Santacaterina, Daniel 14-24-1-1-248; Pyle, Joe 1-1-0-0-0.

Receiving (No.-Yds.-TD): SIU - Bonansinga, Sam 4-16-0; Lenoir, Landon 3-38-0; Kilby, Nigel 2-49-0; Burton, Je'Quan 2-42-0; Thompson, Sam 1-31-0; Davis, D.J. 1-19-0; Garrett, Jacob 1-11-0; Elliott, Romeir 1-8-0; Cox, Avante 1-3-0. SEMO - Wilkerson, Kristian 6-146-1; Alston, Aaron 5-91-0; Cornett, Colby 3-10-0; Smith, Zack 1-1-0.

Leading Tacklers: SIU - Brown, Qua 16. SEMO - Hall, Zach 19.

