

# YOUR REDHAWKS

2019 Volleyball Media Guide

**#LETSSOAR**





**DO  
YOU  
HAVE  
THE  
WILL  
TO**

serve all  
community  
members?



**SOUTHEAST MISSOURI  
STATE UNIVERSITY • 1873**



# TABLE OF CONTENTS

## Intro to Redhawk Volleyball

Media Information .....	2-3
Houck Field .....	4-5
Academic Excellence.....	6
Social Development .....	7
Competitive Success .....	8
Sports Medicine .....	9
President Carlos Vargas .....	10-11
Director of Athletics Brady Barke.....	12-13
Athletics Staff.....	14-17

## 2019 Season Preview

Season Outlook.....	20-21
2019 Schedule.....	22
2019 Roster Breakdown .....	23-24
TV/Radio Roster .....	25
Class Photos .....	26

## Coaches

Head Coach Julie Yankus .....	28-29
Assistant Coach Loni Kreun .....	30

## Player Profiles

Annie Wehrheim.....	32
Krista Berns .....	33
Mikayla Kuhlmann .....	34
Emily Boggetto.....	35
Maggie Adams .....	36
Ally Dion .....	37
Laney Malloy .....	38
Kendall Washington .....	39
Elissa Moylan.....	40
Claire Ochs .....	41
Newcomers.....	42-44

## 2018 Season in Review

2018 Overall Stats.....	46
2018 Conference Statistics.....	47
2018 Results .....	48-49
Final OVC Standings .....	50

## Dig For Life

Dig For Life Campaign .....	52-54
-----------------------------	-------

## Records & History

Team & Match Records .....	56-57
25-Point Rally Scoring Records.....	58-59
30-Point Rally Scoring Records.....	60-61
Year-By-Year Coaching History .....	62
Former Head Coach Cindy Gannon .....	63
OVC Championships & Honors.....	64
OVC Players of the Week.....	65
OVC Tournament History.....	66
Academic Achievement .....	67
Hall of Fame.....	68-69
All-Time Series Histories.....	70-82

## This is the OVC

OVC History .....	98-99
2019 OVC Championship .....	100
OVC Staff.....	101
OVC Map.....	102

## This is Southeast

University Guide .....	104-109
------------------------	---------

## Credits

The 2019 Southeast Missouri Women's Volleyball Media Guide was written, edited and designed by Strategic Communications Graduate Assistant Eric Mueller. Additional assistance by Morgan Harding and Jeff Honza. Photography by Marc Mahnke, Charlie Balcom, Josh Russell, Keith Hente and Southeast Missouri Athletics.







# SOUTHEAST MISSOURI

FORMATION | MEDIA INFORMATION | MEDIA INFORMATION | MEDIA INFORMATION



## MEDIA INFORMATION

The 2019 Southeast Missouri women's volleyball media guide is a source of information for the news media covering the Redhawks. News releases, clips, video footage, photographs and other information will also be available to accredited members of the media upon request.

### Strategic Communications

The Southeast Missouri Strategic Communications Office is always willing to assist the media with their coverage of Redhawk athletics. All media and credential requests should be made to Strategic Communications Graduate Assistant Eric Mueller. Should you need any information, feel free to call any time, day or night. Mueller can be reached at (573) 651-2937 (work) or (630) 267-5145 (mobile).

### Interview Policy

All of Southeast Missouri's student-athletes and coaches will be available to the media throughout the 2019 season. Interviews should be arranged through the Southeast Missouri Strategic Communications Office. In-person interviews will take place near the Redhawks bench at the conclusion of the match. Please let the Strategic Communications Office know if you plan to attend any practices. For interviews with opposing coaches and players, please make arrangements with the visiting media relations personnel before the end of the game.

### Credentials

Credentials are required for entrance to the court (for photographers). To request season or single-game credentials, please contact Eric Mueller in the Southeast Missouri Strategic Communications Office by phone at (573) 651-2937 or email at [ejmueller@semo.edu](mailto:ejmueller@semo.edu). Credentials can be picked up at the ticket table at the entrance of Houck Field House.

Southeast Missouri follows the guidelines set forth by the NCAA governing the issuance of credentials. Press Row credentials will be issued to accredited sports writers of daily and weekly newspapers. Photo and sideline passes will be issued to accredited members of the photo media working for newspapers and television stations.

All credential requests should come from sports editors, directors or anchors. Spouses, dates and minors will not be permitted on Press Row or the sidelines at Houck Field House. Any unauthorized use of credentials will result in revocation of credentials issued by Southeast Missouri State University and credential requests will not be honored for future SEMO athletic events.





# VOLLEYBALL

# #LETSSOAR

## SOUTHEAST MISSOURI STRATEGIC COMMUNICATIONS


One University Plaza MS 0200  
Cape Girardeau, MO 63701  
Phone: (573) 651-2294 | Fax: (573) 651-2810



**Jeff Honza**  
Assistant AD/Football  
Contact  
(573) 651-2933  
(618) 528-1145 (cell)  
redhawk1@me.com/  
jhonza@semo.edu



**Morgan Harding**  
Assistant Director  
(573) 651-2294  
(812) 306-8322 (cell)  
mharding@semo.edu



**Charlie Balcom**  
Coordinator of Digital  
Media  
(513) 673-3220 (cell)  
cbalcom@semo.edu



**Eric Mueller**  
Graduate Assistant  
(573) 651-2937  
(630) 267-5145 (cell)  
ejmueller@semo.edu

### Volleyball Email List

If you would like to be added to the Redhawk Volleyball email list to receive breaking news about the team, please email Eric Mueller.

### Redhawks on the Internet

Southeast Missouri's Official Athletics website can found at the following address:

**GoSoutheast.com**

The website is updated daily and information on all 15 sports is available. Complete schedule, results, coaches and player bios and conference information can be accessed.

### Redhawks on ESPN+

The Ohio Valley Conference and ESPN reached an extension of their media rights agreement, which includes a minimum of 600 conference events on ESPN+, the recently launched multi-sport, direct-to-consumer subscription streaming service from The Walt Disney Company Direct-to-Consumer & International segment and ESPN. All of Southeast Missouri's home and select away games will air live on ESPN+. ESPN+ is the first-ever multi-sport, direct-to-consumer subscription streaming service from The Walt Disney Company's Direct-to-Consumer and International division in partnership with ESPN. It offers fans thousands of additional live events, on-demand content and original programming not available on ESPN's linear TV or digital networks. ESPN+ is an integrated part of the completely redesigned ESPN App. Already the leading sports app, the new ESPN App is the premier all-in-one digital sports platform for fans across mobile and tv-connected devices. ESPN+ is also available through ESPN.com.

### Press Row

The Houck Field House Press Row is reserved for working media only. Seating is assigned by the Strategic Communications office. Professional conduct is expected at all times. Cheering or outward expression is inappropriate. Credentials must be worn at all times. Failure to abide by these policies can result in credentials being revoked.

### Press Row Services

The Houck Field House Press Row is equipped with wireless internet. A member of the Strategic Communications staff will provide login information.

### Photographers

Please observe NCAA regulations and shoot from the designated are as assigned at Houck Field House. Photographers are not permitted on the playing floor and must display their credentials at all times. Flash photography is strictly prohibited inside Houck Field House.

### Live Stats

StatBroadcast Live is the official live statistics platform of Southeast Missouri Athletics. Live stats can be accessed at **Statb.us/I/SEMO**. Box scores and play-by-play accounts will be available immediately following each match. Match notes, statistics, scorecards and other information will also be available to help with your coverage of Redhawks Volleyball.



**@SEMOvb**  
**@GoSoutheast**



**@GoSoutheast**  
**@SEMOvolleyball**



**@SEMOvb**  
**@GoSoutheast**




**SEMORedhawks**



**GOSOUTHEAST.COM**



# SOUTHEAST MISSOURI



**H**ouck Field House is the home of the Southeast Missouri volleyball and women's gymnastics teams. The 40,000-square foot building features a five-year old sports court as its playing surface. Houck Field House also has the ability to fit two regulation-size volleyball courts.

After the Show Me Center was completed, Houck Field House was renovated in 1987 and 1995 to better accommodate women's volleyball and gymnastics competitions.

Locker rooms for baseball, volleyball, soccer and softball, an indoor walking track, athletic training room, and offices for baseball, soccer, softball, volleyball and tennis are also housed in the facility.

Today, Houck Field House seats approximately 1,000 fans for numerous athletic events throughout the year.

Southeast Missouri set a new Houck Field House attendance record of 1,206 in the Second Annual Houck "FILLED" House on September 21, 2014 against regional rival Southern Illinois.



# VOLLEYBALL

# #LETSSOAR

## General Information

School.....Southeast Missouri State  
Location .....Cape Girardeau, Mo.  
Founded ..... 1873  
Enrollment ..... 11,502  
Nickname ..... Redhawks  
Colors..... Red and Black  
Affiliation ..... NCAA Division I (FCS)  
Conference..... Ohio Valley  
President..... Dr. Carlos Vargas  
Director of Athletics.....Brady Barke  
Ticket Office Phone..... (573) 651-2113

## Facility Information

Home Facility ..... Houck Field House  
Capacity ..... 1,000  
Surface ..... Sports Court

## Volleyball History


First Year of Volleyball ..... 1974  
First Year at NCAA Division I ..... 1991  
All-Time Record ..... 853-685-6  
NCAA DI Record ..... 496-422  
All-Time OVC Record ..... 310-157  
OVC Regular Season Titles/Last..... 9/2007 (Co-Champs)  
OVC Tournament Titles/Last ..... 5/2000







# SOUTHEAST MISSOURI



**T**he Holcomb Success Center offers Southeast Missouri student-athletes a place to study and develop as students and campus leaders.

It is located in the Student Recreation Center, just south of Houck Field. The Holcomb Success Center offers a computer lab with 18 work terminals, study areas and rooms for group meetings. The facility houses the Southeast Academic Services staff and main weight room for Redhawk student-athletes.

The beautiful facility has enhanced the outstanding work in the classroom already enjoyed by SEMO student-athletes.

A total of 229 individuals achieved a 3.0 or higher grade point average during the 2018-19 academic year equating to 67.7 percent of the entire

student-athlete population. Forty-five of those student-athletes recorded perfect 4.0 GPAs.

The SEMO women's tennis team led the department with a 3.87 cumulative GPA and registered a 4.0 during the spring semester alone. Women's cross country (3.75), gymnastics (3.70), women's soccer (3.69), softball (3.67), women's track & field (3.62), volleyball (3.61), baseball (3.27), women's basketball (3.19) and men's cross country (3.16) followed as the other program to post 3.16 or better GPAs.

During the spring semester, SEMO's Department of Athletics accumulated a 3.23 GPA. Women's tennis (4.0), softball (3.74), women's track & field (3.71), volleyball (3.68) and women's soccer (3.67) filled the top five GPAs over the spring term. The 3.23 GPA was

the Redhawks highest for any semester since 2014-15.

In all, 68 student-athletes received their degrees, including 18 in the fall and 50 in the spring.

Tutors are available for all student-athletes as needed. In addition, both attendance and academic progress is monitored through regular checks with faculty.

A special course is required for all first time student-athletes at Southeast. The course, which offers three credit hours, is part of a comprehensive program developed to address study skills and life skills topics, and thus, enhance retention and academic success for student-athletes.

Entering student-athletes are evaluated for academic preparedness and assigned to appropriate categories.

Student-athletes can also receive individualized academic programs which include meeting with a mentor bi-weekly to discuss academic progress.

The Holcomb Success Center staff works to get athletes involved in campus and community projects, as well. This is done to provide a support structure and greater opportunity for academic success. Through the NCAA's CHAMPS/Life Skills Program, the Holcomb Success Center gives student-athletes personal and professional skills in order to facilitate successful and productive futures.





**S**tudent-athletes and coaches at Southeast Missouri are dedicated to giving back to the community that so generously supports them.

Redhawk volleyball student-athletes have opportunities to participate in a variety of community service activities each year. Community involvement helps provide a support structure and greater opportunity for academic success.

We are proud of the level of commitment shown by our student-athletes and always encourage them to participate in community service projects here at Southeast.

Southeast student-athletes also have the opportunity to participate in the Redhawks BRIDGE Program. The mission of the Redhawks BRIDGE Program

is to develop a comprehensive student-athlete development program by Building Responsible Individuals and Delivering Gainful Experiences. This program provides student-athletes with both leadership and life skills experiences through interactive programming that will prepare them to be successful in life after athletics. The leadership programming will teach student-athletes about Southeast's culture and allow them to learn, develop, and apply leadership skills. The life skills programming provides educational programs designed to assist student-athletes in identifying and applying transferable skills and experiences to prepare them to succeed outside of the athletic arena.





# SOUTHEAST MISSOURI



**S**outheast Missouri's Strength and Conditioning program is committed to developing the total student-athlete through their experiences within a competitive training environment.

SEMO's weight room renovations at the Holcomb Success Center were completed in January, 2016.

Indoor turf, weights, equipment and lifting platforms were added as part

of the renovation, which cost \$500,000. The facility now has more space and equipment to handle SEMO's larger teams or multiple teams training at the same time. Branding and new lighting were also included in the overall project.

The newly-renovated weight room enhances training with the best equipment available and is able to accommodate larger teams or multiple teams training at the same time.







**P**revention. Treatment. Rehabilitation. Education. Those are the four primary phases of athletic training, and the Southeast Missouri athletic training staff strives to fulfill all of those areas when working with student-athletes on a daily basis.

SEMO student-athletes are offered the best care possible by the athletic training staff. The Sports Medicine department includes five full-time athletic trainers, six graduate assistants and several student assistants. The staff serves student-athletes around-the-clock at numerous facilities on campus.

The athletic trainers begin treatments and rehabilitation starting as early as 6 a.m., and are available until the last student-athlete is through.

There are currently four athletic training facilities on campus. The staff treats out

of the Rosengarten Athletic Complex, where the primary training room is located. There are two other satellite athletic training rooms, including one at Houck Field House and one at the Show Me Center.

The SEMO athletic training rooms are equipped with stationary bikes, hand weights, therapeutic modalities and the latest physical therapy equipment. Each component is strategically designed to not only give the student-athlete the best care, but also to aid in returning to competition as quickly as possible.

The SEMO Athletic Training program prides and commits itself to providing the best comprehensive, personalized and efficient healthcare to its student-athletes.





# SOUTHEAST MISSOURI



**PRESIDENT  
DR. CARLOS VARGAS**

**D**r. Carlos Vargas became the 18th president of Southeast Missouri State University on July 1, 2015, after having served as acting president at Kutztown University of Pennsylvania.

Since becoming president, Dr. Vargas has launched initiatives to marshal the resources, leverage opportunities and address a variety of challenges and needs of Southeast Missouri State University. He has set as primary goals for the institution the support for student persistence and retention.

He has encouraged and supported the identification and development of innovative academic programs, including bachelor's degrees in Unmanned Aircraft Systems, Geographic Information Science, and industrial and systems engineering.

He has continued to support the globalization of the campus through expansion of study-abroad experiences, extensive engagement of international students, and encouragement of students on campus and abroad to explore cultural interaction. He has championed the work of the President's Task Force on Diversity Education and continued emphasizing the expectations for enhancement of the teacher-scholar model. Under President Vargas' leadership, regional partnerships and collaborations have been solidified, including several joint initiatives with Three Rivers, Mineral Area and other community colleges.

Prior to assuming the presidency at Southeast, Dr. Vargas served one year as acting president of Kutztown University, where he also served as the provost and vice president for academic and student affairs.

Before his tenure at Kutztown, Dr. Vargas was at Central State University in Wilberforce, Ohio, where he served as provost and vice president for academic affairs. He previously served in several roles at Kent State University (Ohio) for a total of 18 years, including founding director of the program on electron beam technology. He was also Kent State's associate dean for research, interim assistant dean for research and interim assistant dean for the School of Technology. He started his tenure at Kent State in 1985 as


a professor, and continued to teach until his departure from the university in 2003.

Dr. Vargas began his career in higher education at the National Autonomous University of Mexico (UNAM), from which he received a Bachelor of Science in physics.


He earned his Ph.D. in physics and aerospace science from the University of Michigan and he has Master of Science degrees from Michigan in both physics and aerospace science. He is married to Pam Vargas, who currently serves as director of Research and Grant Development at Southeast, and they have a son, a daughter, and two granddaughters.



## Southeast Missouri State Board of Regents



**Edward P. Gargas**  
President



**Phillip M. Britt**



**James P. Limbaugh**



**Tina L. Klocke**



**Jay B. Knudtson**



**Dennis Vinson**



**Luke M. LeGrand**  
Student Representative







# SOUTHEAST MISSOURI



DIRECTOR OF ATHLETICS  
**BRADY BARKE**

**B**rady Barke is in his fourth year as Southeast Missouri's Director of Athletics.

Barke served as the Interim Director of Athletics since July, 2015, before being named to the permanent position of Director of Athletics on June 7, 2016.

During the 2018-19 season, the Redhawks finished fifth in the Ohio Valley Conference Commissioner's Cup standings, improving three spots from where they ranked the previous year. SEMO accumulated a total of 98.75 points in the overall scoring and was awarded 12.5 points for winning the softball OVC regular season and tournament titles. The Redhawks tacked on a combined 43 points between second-place finishes in women's cross country, women's outdoor track & field, football and men's outdoor track & field.

Academically, SEMO's athletic

teams were once again strong in the classroom.

A total of 229 individuals achieved a 3.0 or higher grade point average during the 2018-19 academic year equating to 67.7 percent of the entire student-athlete population.

Forty-five of those student-athletes recorded perfect 4.0 GPAs. The women's tennis team led the athletics department with a 3.87 cumulative GPA and registered a perfect 4.0 in the spring semester. SEMO's 3.23 spring GPA was the department's highest in any semester over the last 10 years.

In all, 68 student-athletes received degrees, including 18 in the fall and 50 in the spring. Additionally, the women's cross country and volleyball programs earned NCAA Public Recognition awards based on their multiyear Academic Progress Rates for the fourth year in a row.

The upcoming 2019-20 campaign marks SEMO's

second year with Under Armour. Barke reached a multi-year agreement with the Baltimore-based global leader in performance footwear, apparel and equipment that made Under Armour the official outfitter of Southeast Missouri Athletics on July 1, 2018.

As part of the multi-year agreement, Under Armour provides on-field and training gear for 15 sports. Additionally, Under Armour outfits members of the athletic department including coaches and staff.

Most recently, renovations have been made to the nutrition area that serves as a fueling station for SEMO student-athletes at the Holcomb Success Center. Construction for a new hitting facility at Capaha Field is underway and scheduled to be completed by the start of the upcoming 2020 baseball season.

During his first year in 2016-17, Barke introduced

Andy Sawyers as the Redhawks head baseball coach and worked tirelessly on two major renovation projects.

Nearly a month after Sawyers was hired, Southeast Missouri State and the City of Cape Girardeau officially broke ground on Capaha Field. New synthetic turf, new fencing and a digital scoreboard in the outfield were added as part of the \$1.8 million project that was completed before SEMO's season-opener.

On Feb. 3, 2017, SEMO formally dedicated Holcomb Success Center. To honor the long-time service and philanthropy of Dr. John and Judy Holcomb, the University named the facility the Holcomb Success Center located in the Student Recreation Center-South.

Indoor turf, weights, equipment and lifting platforms were added as part of the renovation at a cost of \$500,000. The facility now has more space and equipment to handle Southeast's larger teams or



# VOLLEYBALL

## #LETSSOAR

multiple teams training at the same time. Barke helped secure the Holcombs gift, the largest single cash gift in SEMO Athletics history.

Major improvements were also made to the second floor of the building where athletic academic services are housed. This space provides student-athletes with places to study and features a computer lab with 30 work terminals and rooms for group meetings. Staff members assist student-athletes with life skills development, academic advising and academic progress toward degree requirements and NCAA eligibility.

Fundraising continues to increase under Barke's leadership.

The 2018-19 campaign marked the fifth consecutive year of growth for the Redhawks Club general fund. It is the highest level of giving to the Redhawks Club general fund since 2003-04.

Barke also worked with donors to establish two new endowed scholarships for student-athletes and raised over \$60,000 to support the SEMO football program and summer school scholarships.

More than \$250,000 in pledges for the Redhawks Club unrestricted booster fund has been raised with Barke as Director of Athletics. Over \$200,000 was raised in Sponsorship & Marketing contracts each of the last two years. The 2018-19 season was the fifth-consecutive year of Sponsorship and Marketing revenues.

Barke has also worked hard to enhance Redhawks branding around the community. Redhawk banners, S-E! M-O! billboards, Welcome to Redhawk country and Your Redhawks yard signs are prominently displayed all over Cape Girardeau.

Barke created the Redhawks Trivia Night & Auction, a sold out event that generated

over \$40,000 in net revenue its first year. In addition, he launched the Redhawks BRIDGE program which provides student-athletes with both leadership and life skills experiences through interactive programming that will prepare them to be successful in life after athletics.

Barke, senior associate to the president and secretary to the Board of Regents at Southeast, officially began as Director of Athletics on July 1, 2016.

Barke served as Interim Associate Director of Athletics for Compliance & Student Support Services before being named the Senior Associate to the President and Secretary to the Southeast Missouri State University Board of Regents in 2013.

He began his tenure at Southeast in 2008 as Assistant Director of Athletics for Compliance & Eligibility. Barke previously served as a governance intern with the NCAA national headquarters

in Indianapolis, and as a law clerk with the Southern Illinois University-Carbondale Department of Athletics Compliance Office.

Barke has served as a member of the National Association of Athletics Compliance (NAAC), chaired the NAAC Education Committee, and was a member of the NAAC Board of Directors. He has facilitated the NCAA Regional Leadership Academy, and served on both the NCAA Sports Wagering Task Force and the Olympic Sports Liaison Committee.


Barke has a juris doctorate degree from Southern Illinois University School of Law, an MBA from Southeast Missouri State University, and a bachelor of science degree in biology from Webster University. While a student at Webster, Barke was a member of both the basketball and golf teams and was inducted into the Webster Athletic Hall of Fame.

He and his wife, Halley, are parents of three children, Mabrie, Jackson, and Kolbe.





# SOUTHEAST MISSOURI



**Shannon Yates**

Associate Director of Athletics  
Senior Woman Administrator



**Nate Saverino**

Associate Director of Athletics  
External Affairs



**Robert Greim**

Assistant Director of Athletics  
Compliance




**Jeff Honza**

Assistant Director of Athletics  
Strategic Communications



**Liz Brucker**

Director of Business Operations



**Beth Easter**

Faculty Athletics  
Representative




**Karen Gleeson**

Senior Administrative Assistant



**Kent Phillips**

Coordinator of Facilities &  
Event Management



**Phillip Lady**

Coordinator of Marketing &  
Promotions



**Brad Koester**

Ticket Office Manager



**Betsy Wilcox**

Academic Services Coordinator




**Brooke Hengst**

Academic Services Coordinator




**Barb Kinsey**

Development



**Charlie Balcom**

Coordinator of Digital Media



**Jared Waldhoff**

Assistant Director of Compliance



**Morgan Harding**

Assistant Director of Strategic  
Communications



**Amanda Martin**

Co-Head Athletic Trainer



**Kristin Jones**

Assistant Athletic Trainer



**Holly Reynolds**

Assistant Athletic Trainer



**Andy Sawyers**


Head Baseball Coach







**Craig Ringe**  
Assistant Baseball Coach




**Matthew Kinney**  
Assistant Baseball Coach



**Michael Cavazos**  
Volunteer Assistant  
Baseball Coach



**Rick Ray**  
Head Men's Basketball  
Coach



**Keith Pickens**  
Assistant Men's Basketball Coach



**Tarrance Crump**  
Assistant Men's Basketball Coach



**Jason Owens**  
Assistant Men's Basketball Coach



**Al Myers**  
Director of Men's Basketball  
Operations



**Rekha Patterson**  
Head Women's  
Basketball Coach



**Mike Geary**  
Associate Head Women's  
Basketball Coach



**Chanté Crutchfield**  
Assistant Women's  
Basketball Coach



**Sakellie Daniels**  
Assistant Women's  
Basketball Coach



**Ashley Lawson**  
Head Women's  
Gymnastics Coach



**Jason Collins**  
Assistant Women's  
Gymnastics Coach



**Ryan Lane**  
Head Cross Country Coach  
Assistant Track & Field Coach



**Jason Zerbach**  
Strength & Conditioning




**Mark Redburn**  
Head Softball Coach



**Kristen Jones**  
Assistant Softball Coach



**Mary Beth Gunn**  
Head Women's Tennis  
Coach



**Eric Crumpecker**  
Head Track & Field Coach






# SOUTHEAST MISSOURI



**Danielle Burbage**  
Assistant Track & Field Coach




**Chris Navarro**  
Assistant Track & Field Coach



**Brian Robbett**  
Strength & Conditioning



**Tony Brutofsky**  
Strength & Conditioning



**Derek Van Blarcom**  
Graduate Assistant  
Strength & Conditioning



**Tatianna Parham**  
Sundancers Coach



**Billy Hoskins**  
Cheerleaders Coach



**Brian Davidson**  
Volunteer Assistant  
Soccer Coach



**Brittany Winborne**  
Graduate Assistant  
Academic Services



**Kindra Lierz**  
Graduate Assistant  
Women's Soccer



**Eric Mueller**  
Graduate Assistant  
Strategic Communications



**Losmie Lutaya**  
Graduate Assistant  
Women's Basketball



**Tom Matukewicz**  
Head Football  
Coach




**Bryce Saia**  
Assistant Football  
Coach



**Jeromy McDowell**  
Assistant Football  
Coach



**Matt Martin**  
Assistant Football  
Coach



**Joe Uhls**  
Assistant Football  
Coach



**Ben Blake**  
Assistant Football  
Coach



**Tyler French**  
Assistant Football  
Coach




**Ray Smith**  
Assistant Football  
Coach






**Justin Drudik**  
Assistant Football  
Coach




**Jerone Williams**  
Assistant Football  
Coach




**Brandon Jackson**  
Assistant Football  
Coach




**Brett Blackman**  
Director of Football  
Operations



**Wyatt Compton**  
Assistant Football  
Coach



**Luke Berblinger**  
Assistant Football  
Coach



**Lucas Orchard**  
Student Assistant  
Football



**Charles Saulberry**  
Graduate Assistant  
Marketing & Promotions



**Emily Henson**  
Graduate Assistant  
Women's Tennis



**Nick Kuenneke**  
Graduate Assistant  
Facilities & Event Management

#### **Southeast Missouri State University Athletics Mission**

Southeast Missouri State University Athletics is committed to enhancing the University's educational mission by supporting student-athletes in their academic, athletic and personal development.

#### **Our Vision**

To be the premier athletics department within the Ohio Valley Conference, excelling academically and athletically, while preparing our student-athletes for life after sport.

#### **Our Commitment to Diversity and Cultural Competence**

Southeast Missouri State University Athletics strives to create an environment that fosters collaboration and facilitates an open exchange of the unique perspectives that each individual brings. These experiences will enrich the learning environment and better prepare our coaches, staff and student-athletes to make thoughtful contributions in our diverse society. Southeast Missouri State University prohibits all forms of discrimination on the basis of race, color, ethnicity, religion, national origin, sex, sexual orientation, gender identity, age, genetic information, disability, or protected veteran status. The Department of Athletics is dedicated to this guiding principle and is committed to attracting and retaining coaches and staff who reflect the diversity of our student-athlete population.





**DO  
YOU  
HAVE  
THE  
WILL  
TO**

**make a  
medical  
discovery?**



**SOUTHEAST MISSOURI  
STATE UNIVERSITY · 1873**



# SEASON PREVIEW

---

# SEASON

**D**epth and experience are two words that accurately describe the 2019 Southeast Missouri women's volleyball team.

Head coach **Julie Yankus** enters her ninth season at the helm of the Redhawks volleyball program that returns 12 players from the 2018 Ohio Valley Conference Tournament Team and only lost four letter winners.

"We had a solid 2018 season that we plan to build on this year," Yankus said. "We improved our offense throughout the 2018 season which helped us be more successful overall. We finished the season with a winning record (16-14) which gave our team some confidence and we will continue to raise the bar in 2019."

Yankus' teams have competed at the OVC Championship Tournament in seven of eight seasons under her instruction and the team has their sights set on the ultimate prize.

"We will strive to be at the top of the Ohio Valley Conference standings in multiple statistical categories," Yankus said. "By playing tough competition prior to the start of conference, I believe we will be prepared to make some noise in the OVC. Our ultimate goal is to win the Ohio Valley Conference crown."

The 2019 Southeast team includes 16 student-athletes and features seven upperclassmen (four seniors and three juniors) with four newcomers.

Yankus also added assistant coach **Loni Kreun** in May. Kreun most recently spent a season as the Volunteer Assistant Coach at UNC Charlotte where she gained experience in scouting, recruiting, and practice organization. She coordinated logistics for team travel and helped developed the team's social media presence.

Before transitioning to coaching, Kreun was an outside hitter at Campbell University in Buies Creek, North Carolina. During her senior year, she led the Camels with a team best 332 kills, which ranked fifth in the Big South Conference. Kreun was named to the Big South Second-Team after competing in 121 sets over 31 matches.

## OUTSIDE HITTERS

Junior **Laney Malloy** (Roselle, Ill.) led the Redhawks last season with 299 kills in her first season with the program. She registered 11 double-doubles with 16

double-digit kill matches and 15 double-digit dig matches. Malloy was one of three Redhawks to earn OVC Newcomer of the Week honors. She finished third on the 2018 squad in service aces (23) and digs (302).

"Laney will return on the outside and I expect her to make an impact in the conference this year," Yankus said of Malloy. "She had a solid 2018 season but after seeing her progress her arm swing this spring, I believe she will be more of a terminating force in the OVC this year."

Senior **Mikayla Kuhlmann** (St. Louis, Mo.) has notched 292 kills in her career at Southeast and has proven to be an offensive threat, finishing third on the team as a sophomore in 2017 with 205 kills and 138 digs. Last year, Kuhlmann totaled 84 kills with 57 digs.

"I expect Mikayla to have a breakout senior year," Yankus said of Kuhlmann. "She has been plagued with injuries over the years so if she can stay healthy, she is a high-flying terminating attacker who is really fun to watch."

Sophomore **Kendall Washington** (Tyrone, Ga.) slammed down 45 kills over 14 matches in 2018 during her first collegiate season.

"Kendall has gained some experience now and I believe she will compete for playing time," Yankus said of Washington this season. "She has always attacked in-system sets very well but has struggled with out-of-system attacking. She has worked hard to improve in that area so I expect her to contribute this season."

Freshman **Zoey Beasley** (Paragould, Ark.) and **Kylie Plant** (Marion, Ill.) round out the position. Beasley was a two-sport (volleyball and basketball) athlete at Paragould High School and Plant was named the Team MVP in 2018 at Marion High School.

"Zoey has played middle blocker most of her career so this new position will be somewhat of an adjustment," Yankus said. "She has a heavy hitting arm but also has some finesse shots, so she should be an effective attacker on the outside. Kylie is a 6-rotation outside hitter who has a lot of different shots as an attacker and brings ball control from the back row."

## RIGHTSIDE HITTERS

The right side hitter position is led by 2018 Second-Team All-OVC honoree **Annie Wehrheim** (Woodlawn, Ill.).

Wehrheim earned OVC Newcomer of the Week and OVC Offensive Player of the Week during the same week last season while finishing third on the team with 204 kills. In the OVC, Wehrheim ranked eighth with 3.04 kills per set and ninth in conference play with 3.14 kills per set (157 kills).

"Annie earned All-OVC honors as an outside hitter last season but this year she will be moving back to the right side where she is more comfortable," Yankus said of Wehrheim. "She can attack any possible angle which makes her very hard to defend. I believe Annie will receive more opportunities to terminate this season making her even more successful than last year."

The position also features sophomore **Colby Greene** (North Liberty, Iowa) and redshirt-freshman **Caroline Draver** (Shorewood, Wis.).

Greene and Draver will both move into the fold after the graduation of seniors **Hailey Bilbruck** (243 kills) and **Madara Bajare** (144 kills) who were second and fourth, respectively, on the team offensively.

"Colby has gained more experience over the spring season proving that she can find ways to score," Yankus said of Greene. "She is a very smart attacker which will help her get more opportunities this season."

Draver redshirted 2018 after missing the entire campaign with an injury.

"After being injured all last year, Caroline is healthy and ready to compete for playing time this year," Yankus said of Draver. "She is a consistent attacker who doesn't make many errors and she can use that to fight for playing time this season."

## MIDDLE BLOCKERS

At the middle blocker position, Southeast features a blend of experience and youth with senior **Krista Berns** (Rockford, Ill.), junior **Maggie Adams** (Fenton, Mo.), sophomore **Elissa Moylan** (Bettendorf, Iowa) and freshman **Talia Gouard** (Houston, Texas).

Berns was third on the team in 2018 with 80.0 total blocks and chipped in 134 kills. She ranks sixth all-time during Southeast's 25-point rally scoring era for career solo blocks (35), block assists (198) and total blocks (233).

"Krista returns in the middle for her senior season," Yankus said of Berns. "She has been an imposing blocker her entire





# PREVIEW

career, already in the Southeast record books for various blocking categories. We have altered some of our middle sets and she has been more successful as an attacker with the new tempo of those sets so that should help her be more of an offensive threat."

Adams paced the team as a sophomore in 2018 with 105 total blocks which was sixth in the OVC. She added 111 kills with 20 digs.

"Maggie is another formidable blocker who moves laterally very quickly which can surprise and frustrate our opponents," Yankus said of Adams. "We want to use her approach touch to our advantage this year so she can be a bigger offensive threat."

Moylan made her Redhawks debut in 2019 and tallied 17 kills with nine blocks over 10 matches.

"Elissa returns after getting some experience her freshman year," Yankus said of Moylan. "She has a heavy attacking arm so we hope she can be the big offensive threat we need from our middle attackers."

Gouard is the fourth and final middle blocker. She was an All-State high jumper at C.E. King HS in Houston, Texas.

"Talia will be fighting for playing time right away," Yankus said of Gouard. "Her ability to attack from a high point will allow her to score often. Talia will be able to use her quickness and athleticism to be an effective blocker and attacker."

## SETTERS

Sophomore **Claire Ochs** (Chesterfield, Mo.) is the lone setter on the 2019 team and was awarded MVP after her first season. Ochs led the Redhawks with 1,104 assists which ranks fourth all-time for a single season during SEMO's rally scoring era. From the service line, she had a team high 33 aces which was fourth in the league.

Ochs paced Southeast with 18 double-doubles including a 57-assist and 21-dig outing at Eastern Illinois. She was second on the team with 367 digs and was also named OVC Newcomer of the Week.

"Claire returns after leading our offense as a freshman in 2018," Yankus said of Ochs. "She has grown as a setter, leader and all-around player over the last year. I believe she is the most athletic setter in the OVC and I hope she can prove that she is the most talented and most productive setter this upcoming season."

## LIBEROS AND DEFENSIVE SPECIALISTS

Defensively, junior **Ally Dion** (Algonquin, Ill.) returns at the position after she led the team in 2018 with 395 digs (3.53 digs/set).

"Ally will be back as one of our most consistent serve-receive passers," Yankus said of Dion. "We will continue to rely on her to take a lot of the court in serve receive so we can get in-system and run our offense effectively."

Senior **Emily Boggetto** (Joliet, Ill.) also returns for her final collegiate season at Southeast and has totaled 336 career digs.

"Emily returns for her senior year and I expect her to compete for playing time," Yankus said of Boggetto. "She constantly brings energy to the court and plays all-out defense every single play."

Freshman **Tara Beilsmith** (Weldon Spring, Mo.) rounds out the defensive corps and heads into her inaugural campaign at SEMO after garnering Under Armour Girls High School All-America laurels in 2018. As a junior at St. Joseph's Academy in 2017, she helped the team capture a Missouri Class 4A State Volleyball title with Ochs at setter.

"Tara is starting her career this season at Southeast after achieving remarkable high school and club honors, including an AVCA All-American nod," Yankus said of Beilsmith. "I expect her to make an immediate contribution on the court because she has excellent ball control and is an amazing defender. I believe she could contend for OVC Defensive Player of the Year as she gains more experience at the collegiate level."

## 2019 SCHEDULE

Southeast opens its 2019 campaign at Missouri State's Dr. Mary Jo Wynn Invitational Aug. 30-31. Southeast faces DePaul to start the tournament before taking on Jacksonville and MSU in the second day of competition.

"The first weekend of the season is always interesting," Yankus said. "Each team is brand new and you just don't know what to expect out of your own team or your opponents. We will have some tough competition at Missouri State but I feel that this team will be able to handle that with confidence."

SEMO then hosts Jackson State, Western Illinois and Evansville at the Redhawks Invitational Sept. 6-7 to open its home slate at Houck Field House.

"We are always thrilled to be able to host a preseason (non-conference) tournament," Yankus said of the Redhawks Invitational. "We have some teams returning that have attended our tournament in the past so I expect some great competition. Western Illinois and Evansville typically have teams that are similar to opponents we see in the OVC so this will be a great test to see how we compete with teams that we will be fighting against for an OVC Championship."

Yankus also has a bit of homecoming as the team travels to her alma mater, Milwaukee, for the Panther Invitational the third week of the season.

"I am very excited to head back to Milwaukee to play at my Alma Mater," Yankus said. "My former coach and former teammate are the coaches at UWM so that match will be extremely fun, but intense. I am looking forward to having other former teammates there as well as my family and friends because I'm from the Milwaukee area."

## 2019 PRESEASON ALL-OVC TEAM

Ginny Busse (Gerig), Austin Peay  
Chandler Clark, Morehead State  
Hope Everett, SIUE  
Becca Fernandez, Murray State  
Kaylee Frear, Jacksonville State  
Rachel Giustino, Murray State  
Lexie Libbs, Jacksonville State  
Olivia Lohmeier, Morehead State  
Rachel McDonald, SIUE  
Brooke Moore, Austin Peay  
Hannah Phillips, UT Martin  
Julia Pierson, Tennessee State  
Lauren Rokey, Morehead State  
Rachel Thomas, Tennessee Tech  
**Annie Wehrheim, Southeast Missouri**

## 2019 OVC PREDICTED TEAM ORDER OF FINISH

1. Murray State (12) 228
2. Austin Peay (6) 212
3. Morehead State (5) 207
4. Jacksonville State (1) 197
5. SIUE 149
6. **Southeast Missouri 146**
7. UT Martin 117
8. Tennessee State 85
9. Tennessee Tech 83
10. Belmont 66
11. Eastern Illinois 64
12. Eastern Kentucky 30





# SOUTHEAST MISSOURI

## / 2019 SCHEDULE

Date	Day	Opponent	Time	Location
<b>Aug. 12</b>	<b>Monday</b>	<b>MISSOURI BAPTIST (EXHIBITION)</b>	<b>4 p.m.</b>	<b>Cape Girardeau, Mo.</b>
Aug. 30-31	(Fri.-Sat.)	Dr. Mary Jo Wynn Invitational (Missouri State)		Springfield, Mo.
Aug. 30		DePaul	4:30 p.m.	
Aug. 31		Jacksonville at Missouri State	10:30 a.m. 7 p.m.	
<b>Sept. 6-7</b>	<b>(Fri.-Sat.)</b>	<b>REDHAWKS INVITATIONAL</b>		<b>Cape Girardeau, Mo.</b>
<b>Sept. 6</b>		<b>JACKSON STATE</b>	12:30 p.m.	
		<b>WESTERN ILLINOIS</b>	7 p.m.	
<b>Sept. 7</b>		<b>EVANSVILLE</b>	2 p.m.	
Sept. 10	Tuesday	Southern Illinois	6 p.m.	Carbondale, Ill.
Sept. 13-14	(Fri.-Sat.)	Panther Invitational (UW-Milwaukee)		Milwaukee, Wis.
Sept. 13		UW-Milwaukee	12:30 p.m.	
		Western Michigan	5 p.m.	
Sept. 14		Butler	12 p.m.	
Sept. 17	Tuesday	Saint Louis	6 p.m.	Saint Louis, Mo.
Sept. 20-21	(Fri.-Sat.)	Beale Street Challenge (Memphis)		Memphis, Tenn.
Sept. 20		Toledo	12:30 p.m.	
		North Alabama	4:30 p.m.	
Sept. 21		Memphis	1 p.m.	
<b>Sept. 24</b>	<b>Tuesday</b>	<b>UT MARTIN*</b>	<b>6 p.m.</b>	<b>Cape Girardeau, Mo.</b>
Sept. 28	Saturday	Tennessee Tech*	2 p.m.	Cookeville, Tenn.
Oct. 4	Friday	Austin Peay*	6 p.m.	Clarksville, Tenn.
Oct. 5	Saturday	Murray State*	6 p.m.	Murray, Ky.
<b>Oct. 11</b>	<b>Friday</b>	<b>EASTERN ILLINOIS*</b>	<b>6 p.m.</b>	<b>Cape Girardeau, Mo.</b>
<b>Oct. 12</b>	<b>Saturday</b>	<b>SIU-E*</b>	<b>2 p.m.</b>	<b>Cape Girardeau, Mo.</b>
<b>Oct. 18</b>	<b>Friday</b>	<b>MOREHEAD STATE*</b>	<b>5 p.m.</b>	<b>Cape Girardeau, Mo.</b>
<b>Oct. 19</b>	<b>Saturday</b>	<b>EASTERN KENTUCKY*</b>	<b>2 p.m.</b>	<b>Cape Girardeau, Mo.</b>
Oct. 25	Friday	Tennessee State*	6 p.m.	Nashville, Tenn.
Oct. 26	Saturday	Belmont*	2 p.m.	Nashville, Tenn.
Oct. 29	Tuesday	UT-Martin*	6 p.m.	Martin, Tenn.
<b>Nov. 2</b>	<b>Saturday</b>	<b>JACKSONVILLE STATE*</b>	<b>1 p.m.</b>	<b>Cape Girardeau, Mo.</b>
<b>Nov. 7</b>	<b>Thursday</b>	<b>AUSTIN PEAY*</b>	<b>6 p.m.</b>	<b>Cape Girardeau, Mo.</b>
<b>Nov. 8</b>	<b>Friday</b>	<b>MURRAY STATE*</b>	<b>6 p.m.</b>	<b>Cape Girardeau, Mo.</b>
Nov. 15	Friday	SIU-E*	6 p.m.	Edwardsville, Ill.
Nov. 16	Saturday	Eastern Illinois*	2 p.m.	Charleston, Ill.
Nov. 21-23	(Thurs.-Sat.)	OVC Tournament		Site of Highest Seed

Home Matches in **Bold**/Played at Houck Field House unless stated otherwise

\* - Denotes Ohio Valley Conference Game

All times central and subject to change.



## / 2019 ROSTER

#	Name	Ht.	Pos.	Class	Hometown / Previous School
2	Annie Wehrheim	6-0	Rightside Hitter	Sr.	Woodlawn, Ill. / John A. Logan
3	Maggie Adams	6-2	Middle Blocker	Jr.	Fenton, Mo. / Rockwood Summit HS
4	Kylie Plant	6-0	Outside Hitter	Fr.	Marion, Ill. / Marion HS
5	Kendall Washington	5-10	Outside Hitter	So.	Tyrone, Ga. / Sandy Creek HS
6	Ally Dion	5-10	Defensive Specialist	Jr.	Algonquin, Ill. / Huntley HS
7	Laney Malloy	6-0	Outside Hitter	Jr.	Roselle, Ill. / Illinois-Chicago
8	Talia Gouard	5-11	Middle Blocker	Fr.	Houston, Texas / C.E. King HS
9	Krista Berns	6-3	Middle Blocker	Sr.	Rockford, Ill. / Boylan Catholic HS
10	Tara Beilsmith	5-7	Defensive Specialist	Fr.	Weldon Spring, Mo. / St. Joseph's Academy
11	Elissa Moylan	6-1	Middle Blocker	So.	Bettendorf, Iowa / Pleasant Valley HS
12	Mikayla Kuhlmann	6-0	Outside Hitter	Sr.	St. Louis, Mo. / Mehlville HS
13	Emily Boggetto	5-8	Defensive Specialist	Sr.	Joliet, Ill. / Providence Catholic HS
14	Zoey Beasley	6-2	Outside Hitter	Fr.	Paragould, Ark. / Paragould HS
15	Claire Ochs	5-10	Setter	So.	Chesterfield, Mo. / St. Joseph's Academy
16	Caroline Draver	5-11	Rightside Hitter	R-Fr.	Shorewood, Wis. / Divine Savior Holy Angels
17	Colby Greene	6-2	Rightside Hitter	So.	North Liberty, Iowa / Iowa City West HS

#	Name	Ht.	Pos.	Class	Hometown / Previous School
3	Maggie Adams	6-2	Middle Blocker	Jr.	Fenton, Mo. / Rockwood Summit HS
14	Zoey Beasley	6-2	Outside Hitter	Fr.	Paragould, Ark. / Paragould HS
10	Tara Beilsmith	5-7	Defensive Specialist	Fr.	Weldon Spring, Mo. / St. Joseph's Academy
9	Krista Berns	6-3	Middle Blocker	Sr.	Rockford, Ill. / Boylan Catholic HS
13	Emily Boggetto	5-8	Defensive Specialist	Sr.	Joliet, Ill. / Providence Catholic HS
6	Ally Dion	5-10	Defensive Specialist	Jr.	Algonquin, Ill. / Huntley HS
16	Caroline Draver	5-11	Rightside Hitter	R-Fr.	Shorewood, Wis. / Divine Savior Holy Angels
8	Talia Gouard	5-11	Middle Blocker	Fr.	Houston, Texas / C.E. King HS
17	Colby Greene	6-2	Rightside Hitter	So.	North Liberty, Iowa / Iowa City West HS
12	Mikayla Kuhlmann	6-0	Outside Hitter	Sr.	St. Louis, Mo. / Mehlville HS
7	Laney Malloy	6-0	Outside Hitter	Jr.	Roselle, Ill. / Illinois-Chicago
11	Elissa Moylan	6-0	Middle Blocker	So.	Bettendorf, Iowa / Pleasant Valley HS
15	Claire Ochs	5-10	Setter	So.	Chesterfield, Mo. / St. Joseph's Academy
4	Kylie Plant	6-0	Outside Hitter	Fr.	Marion, Ill. / Marion HS
5	Kendall Washington	5-10	Outside Hitter	So.	Tyrone, Ga. / Sandy Creek HS
2	Annie Wehrheim	6-0	Rightside Hitter	Sr.	Woodlawn, Ill. / John A. Logan

**Head Coach:**

Julie Yankus (Ninth Season | Wisconsin-Milwaukee, 2002)

**Assistant Coach:**

Loni Kreun (First Season | Campbell, 2016)

### PRONUNCIATION GUIDE

Annie Wehrheim	Where-Hi-m
Laney Malloy	Lay-Nee Mah-Loy
Elissa Moylan	Ah-Lissa Moy-Lan
Mikayla Kuhlmann	Kool-Mann
Emily Boggetto	BO-Ghetto
Claire Ochs	Oaks (like the tree)
Colby Greene	Green (like the color)
Talia Gouard	TA-LEE-YUH Girard
Tara Beilsmith	BILE-SMITH
Julie Yankus	Yank-us
Loni Kreun	CREW-EN

### ROSTER BREAKDOWN

Total Squad Members	16
Seniors	4
Juniors	3
Sophomores	4
Freshman	5
Returners	12
Newcomers	4

### BREAKDOWN BY POSITION

Outside/Rightside Hitters	8
Liberos/Defensive Specialists	3
Middle Blockers	4
Setters	1

### BREAKDOWN BY STATE

Missouri	4
Arkansas	1
Georgia	1
Illinois	6
Iowa	2
Texas	1
Wisconsin	1







#### OUTSIDE/RIGHTSIDE HITTERS (8)

No.	Name	Position	Height	Year	Hometown / Last School
2	Annie Wehrheim	6-0	Rightside Hitter	Sr.	Woodlawn, Ill. / John A. Logan
4	Kylie Plant	6-0	Outside Hitter	Fr.	Marion, Ill. / Marion HS
5	Kendall Washington	5-10	Outside Hitter	So.	Tyrone, Ga. / Sandy Creek HS
7	Laney Malloy	6-0	Outside Hitter	Jr.	Roselle, Ill. / Illinois-Chicago
12	Mikayla Kuhlmann	6-0	Outside Hitter	Sr.	St. Louis, Mo. / Mehlville HS
14	Zoey Beasley	6-2	Outside Hitter	Fr.	Paragould, Ark. / Paragould HS
16	Caroline Draver	5-11	Rightside Hitter	R-Fr.	Shorewood, Wis. / Divine Savior Holy Angels
17	Colby Greene	6-2	Rightside Hitter	So.	North Liberty, Iowa / Iowa City West HS

#### MIDDLE BLOCKERS (4)

No.	Name	Position	Height	Year	Hometown / Last School
3	Maggie Adams	6-2	Middle Blocker	Jr.	Fenton, Mo. / Rockwood Summit HS
8	Talia Gouard	5-11	Middle Blocker	Fr.	Houston, Texas / C.E. King HS
9	Krista Berns	6-3	Middle Blocker	Sr.	Rockford, Ill. / Boylan Catholic HS
11	Elissa Moylan	6-1	Middle Blocker	So.	Bettendorf, Iowa / Pleasant Valley HS


#### SETTER (1)

No.	Name	Ht.	Position	Year	Hometown / Last School
15	Claire Ochs	5-10	Setter	So.	Chesterfield, Mo. / St. Joseph's Academy

#### LIBEROS/DEFENSIVE SPECIALISTS (3)

No.	Name	Ht.	Position	Yr.	Hometown / Last School
6	Ally Dion	5-10	Defensive Specialist	Jr.	Algonquin, Ill. / Huntley HS
10	Tara Beilsmith	5-7	Defensive Specialist	Fr.	Weldon Spring, Mo. / St. Joseph's Academy
13	Emily Boggetto	5-8	Defensive Specialist	Sr.	Joliet, Ill. / Providence Catholic HS






**Annie Wehrheim**

RS • 6-0 • Sr.  
Woodlawn, Ill.




**Maggie Adams**

MB • 6-2 • Jr.  
Fenton, Mo.



**Kylie Plant**

OH • 6-0 • Fr.  
Marion, Ill.




**Kendall Washington**

OH • 5-10 • So.  
Tyrone, Ga.



**Ally Dion**

DS • 5-10 • Jr.  
Algonquin, Ill.



**Laney Malloy**

OH • 6-0 • Jr.  
Roselle, Ill.



**Talia Gouard**

MB • 5-11 • Fr.  
Houston, Texas




**Krista Berns**

MB • 6-3 • Sr.  
Rockford, Ill.



**Tara Beilsmith**

DS • 5-7 • Fr.  
Weldon Spring, Mo.




**Elissa Moylan**

MB • 6-1 • So.  
Bettendorf, Iowa



**Mikayla Kuhlmann**

OH • 6-0 • Sr.  
St. Louis, Mo.




**Emily Boggetto**

DS • 5-8 • Sr.  
Joliet, Ill.




**Zoey Beasley**

OH • 6-2 • Fr.  
Paragould, Ark.



**Claire Ochs**

S • 5-10 • So.  
Chesterfield, Mo.




**Caroline Draver**

RS • 5-11 • R-Fr.  
Shorewood, Wis.



**Colby Greene**

RS • 6-2 • So.  
North Liberty, Iowa



**Julie Yankus**

Head Coach  
Ninth Season



**Loni Kreun**

Assistant Coach  
First Season





## SENIORS



**L-R:** Emily Boggetto, Krista Berns, Mikayla Kuhlmann, Annie Wehrheim

## JUNIORS



**L-R:** Laney Malloy, Maggie Adams, Ally Dion

## SOPHOMORES



**L-R:** Colby Greene, Kendall Washington, Claire Ochs, Elissa Moylan

## FRESHMEN



**L-R:** Tara Beilsmith, Talia Gouard, Caroline Draver, Kylie Plant, Zoey Beasley





---

*COACHES*



**J**ulie Yankus enters her ninth season at the helm of the Southeast Missouri women's volleyball program. Through eight seasons as the head coach of the Redhawks, Yankus has compiled an Ohio Valley Conference record of 65-67.

Yankus' teams have competed at the OVC Championship Tournament in seven of eight seasons under her instruction. She has mentored 10 All-OVC Team selections, two OVC All-Newcomer Team selections, and two All-OVC Tournament Team honorees.

Last season, Yankus led the Redhawks to a sixth place finish in the OVC while earning her 100th career win on the bench, a 3-2 victory over Murray State on September 22. Southeast started the season with five straight victories which matched the start of the 1986 SEMO team that finished 37-9. In 2018, SEMO registered its highest win total (16) and conference win total (8) in the past five seasons. Yankus coached three OVC weekly award winners in Claire Ochs (Newcomer), Laney Malloy (Newcomer) and Annie Wehrheim (Newcomer and Offensive) in 2018. Wehrheim and Haley Bilbruck both earned Second-Team All-OVC honors for their seasons at Southeast.

In 2017, she coached Krissa Gearing who was one of 27 NCAA Division I volleyball players and one of two players in the OVC to reach 1,000 career kills and 1,000 career digs. Yankus also coached Haley Bilbruck who became the first player in Southeast program history to attend a USA Volleyball Tryout (March 2-4, 2018) at the U.S. Olympic Training Center in Colorado Springs, Colorado.

# JULIE

In 2012, her second season at the helm of the Redhawks, Yankus guided the Redhawks to an OVC West Division crown. The Redhawks finished 21-13 overall with a 12-4 record in conference play. 2012's record was the best record by Southeast since the 2007 season. Southeast Missouri was picked third in the preseason poll and finished the season first in the West Division and qualified for the OVC Tournament.

Yankus mentored former Redhawk Emily Coon for three of Coon's four years at Southeast. Coon was an All-OVC performer in each of her four seasons at Southeast Missouri. Coon, along with her teammate Colleen Yarber, eclipsed the 1,000-kill mark during their senior season. Fellow teammates Berkley Idel and Julie Shives also reached significant milestones their senior season. Idel, a libero, recorded over 1,500 career digs while Shives, a setter, reached 4,500 assists in her four-year career.

Yankus recruited Missouri native Taylor Masterson to Southeast Missouri after Masterson spent a redshirt season at the University of Alabama. Masterson picked up OVC All-Newcomer Team accolades after a breakout rookie season in 2012. Masterson, a middle blocker, earned All-OVC honors as a junior in 2014. Masterson helped mentor rookie middle blocker Nzingha Clarke in 2014. Clarke followed in Masterson's footsteps en route to OVC All-Newcomer Team honors after leading the league in blocking as a freshman and All-OVC Team honors as a sophomore.

Academically, Yankus' teams have garnered American Volleyball Coaches Association (AVCA) Academic Honors each of her eight seasons. During the 2013-14 academic year, the Redhawks volleyball team boasted a 3.39 team cumulative GPA. Most notably, former Redhawk Paige Dossey garnered Third Team Capital One Academic All-America status in 2011.



The Redhawks have won a few tournaments under Yankus including tournaments at Iowa and Butler in 2012, Mississippi State in 2013 and Troy in 2018. In 2012, Southeast defeated Iowa for the first victory over a Big 10 team since 2002 as well as a win over South Florida, the first time Southeast defeated a Big East team since 1998. Southeast also knocked off SEC opponent Mississippi State in 2013. The Redhawks nearly defeated Mississippi State again in 2014 but fell in the final points in the fifth set at the Indiana University Tournament.

Yankus guided the Redhawks to their first OVC Tournament berth since 2008 in the 2011 season, her first year at Southeast.

Yankus came to Southeast after serving as associate head coach for five seasons at Southern Illinois University in Carbondale, Illinois.

Yankus began her time at Southern Illinois in 2006. She served as recruiting coordinator for the Salukis during her time at Southern Illinois. Yankus also served as the coordinator of the team's defense, as well as coach of the outside and rightside hitters where she coached four-time All-Missouri Valley Conference player Jennifer Berwanger.

Yankus was also in charge of scouting, equipment, team travel, and video breakdown and analysis. She also served as manager of home match management at SIU.

## The Julie Yankus File

### Born

- June 23 in Waukesha, Wisconsin

### Family

- Daughter of Ray and Carole Yankus
- One brother: David Yankus

### Education

- Bachelor's Degree in Business Administration, Wisconsin-Milwaukee, 2002
- Master's Degree in Sports Administration, Georgia State, 2006

### Coaching Career

Year	School	Position	Record	Conf. Finish
2004	Georgia State	Assistant Coach	14-18, 8-2 ASC	3 <sup>rd</sup>
2005	Georgia State	Assistant Coach	11-18, 9-9 CAA	5 <sup>th</sup>
2006	Southern Illinois	Assoc. Head Coach	11-17, 6-12 MVC	7 <sup>th</sup>
2007	Southern Illinois	Assoc. Head Coach	15-16, 7-11 MVC	6 <sup>th</sup>
2008	Southern Illinois	Assoc. Head Coach	17-12, 7-11 MVC	7 <sup>th</sup>
2009	Southern Illinois	Assoc. Head Coach	18-12, 7-11 MVC	6 <sup>th</sup>
2010	Southern Illinois	Assoc. Head Coach	14-14, 5-13 MVC	8 <sup>th</sup>
2011	Southeast Missouri	Head Coach	14-19, 11-9 OVC	4 <sup>th</sup>
2012	Southeast Missouri	Head Coach	21-13, 12-4 OVC	1 <sup>st</sup> -West
2013	Southeast Missouri	Head Coach	17-16, 9-7 OVC	2 <sup>nd</sup> - West
2014	Southeast Missouri	Head Coach	11-20, 7-9 OVC	8 <sup>th</sup>
2015	Southeast Missouri	Head Coach	10-20, 6-10 OVC	8 <sup>th</sup>
2016	Southeast Missouri	Head Coach	7-23, 6-10 OVC	9 <sup>th</sup>
2017	Southeast Missouri	Head Coach	11-20, 6-10 OVC	8th
2018	Southeast Missouri	Head Coach	16-14, 8-8 OVC	5th

**Overall Record** - 107-145 (Eight Seasons)

Record at Southeast Missouri: 107-145, 65-67 OVC (Eight Seasons)

### Milestone Victories

50 - November 9, 2013; vs. Austin Peay, 3-0

100- September 22, 2018; vs. Murray State, 3-2

# YANKUS

Prior to SIU, Yankus spent two seasons at Georgia State in Atlanta serving as the top assistant coach for the Panthers. At Georgia State, Yankus coached the outside hitters and handled team travel, tape exchange and equipment. Yankus also assisted in the recruiting, scouting and practice planning. While at Georgia State, Yankus earned her master's degree in Sports Administration.

Yankus is a 2002 graduate of the University of Wisconsin-Milwaukee where she earned her bachelor's degree in Business Administration with a focus in Finance and Human Resource Management.

During her time at the University of Wisconsin-Milwaukee Yankus was a steady performer for the Panthers volleyball team from 1998-2001. During Yankus' time she was part of the most winning class in school history going 93-23 in her four seasons with the Panthers. Yankus also excelled in the classroom being named to the Horizon League All-Academic Team in 1999 and 2001.

Yankus is a native of Waukesha, Wisconsin. She attended Catholic Memorial High School and was a standout volleyball player leading her team to a WISAA State Championship her senior season. Yankus was also part of the Milwaukee Sting Club Volleyball Club from 1996-1998.







# LONI KREUN

**L**oni Kreun enters her first year as a member of the Redhawks volleyball staff. Kreun was named an assistant coach for the team in May after spending a season as the Volunteer Assistant Coach at UNC Charlotte. At Charlotte, she gained experience in scouting, recruiting, and practice organization. She coordinated logistics for team travel and helped develop the team's social media presence. Kreun also assisted in the development of two-time Conference USA's Libero of the Year Yumi Garcia and Tyra Galloway who earned American Volleyball Coaches Association (AVCA) South Region Freshman of the Year and Conference USA's Defensive Player of the Year.

Prior to her time with the 49ers, Kreun helped Cara Guthrie earn First-Team All-Big South laurels and Ava Venema garner All-Freshman honors at UNC Asheville.

Before transitioning to coaching, Kreun was an outside hitter at Campbell University in Buies Creek, North Carolina.

During her senior year, she led the Camels with a team best 332 kills, which ranked fifth in the Big South Conference. Kreun was named to the Big South Second-Team and North Carolina Collegiate Sports Information Association All-State Second-Team after competing in 121 sets over 31 matches. She slammed down 10-plus kills in 19 matches during her final collegiate season.

Kreun graduated from Campbell in 2016 with a Bachelor's of Science in Psychology.

## #LETSSOAR





# STUDENT- ATHLETE PROFILES

---

2

**ANNIE WEHRHEIM****RIGHTSIDE HITTER****SENIOR • 6-0****WOODLAWN, ILL.****JOHN A. LOGAN COLLEGE****2018 – Redshirt-Junior**

Appeared in 67 sets over 21 matches... Started in 14 matches...Tallied double-digit kills in nine matches...Was third on the team in kills with 204 (3.04 kills/set, eighth in the OVC) and points with 301.5 points (2.93 pts/set)...Chipped in 33 digs with 17 total blocks...Recorded a season high 24 kills against Tennessee Tech (10/6)...Tabbed OVC Offensive Player and Newcomer of the Week on Nov. 5 after she led the Redhawks offensively with 40 total kills (5.00 kills/set) on a .260 hitting clip as Southeast posted a 2-0 record with wins over SIUE (18 kills, 11/2) and Eastern Illinois (22 kills, 11/3)...Selected to the Second-Team All-OVC Team...Named to the OVC Commissioner's Honor Roll.

**2017 – Junior**

Appeared in one set...Made Redhawks debut on Sept. 4 vs. Western Illinois... Awarded medical redshirt after missing entire season due to injury.

**2015-16 (John A. Logan College)**

Was named the Conference Player of the Year and Region 24 MVP in 2016 while also earning an All-American Honorable Mention...Grabbed All-Conference honors in 2015.

**Prep/Club**

Played at Woodlawn Community High School...Tallied 1,220 career kills...During senior season, was named MTC Conference MVP, second team all-state, and set the record for most kills in a 1A State Final Match (24)...Three times named MTC All-Conference, SICA All-South Team during high school...Helped team to three straight region championships including reaching fourth-place in the state tournament in 2014 with a 33-4 record... Played travel/club ball with SISVBC and Y High Impact...Academically, was on the High Honor Roll throughout high school, was on the National Honor Society for two years and Honors Club for three years... Also played softball.

**Personal**

Full name is LEEANNE Wehrheim...Daughter of Tim and Karen Wehrheim...Born on February 24, 1997...Majoring in Physical Education K-12.

**CAREER HIGHS**

Kills .....24; vs Tennessee Tech (10/6/18)  
Assists .....2; at Morehead State (10/13/18)  
Digs .....4; at Murray State (10/26/18)  
Blocks .....3; vs Arkansas State (9/7/18)  
Aces .....-

**HONORS & AWARDS**

2018 Second-Team All-OVC Team  
OVC Offensive Player of the Week  
(11/5/18)  
OVC Newcomer of the Week (11/5/18)

Season	SP	MP	K	K/S	E	TA	PCT	A	A/S	SA	Sa/S	DIG	D/S	RE	BS	BA	TB	B/S	BE	BHE	POINTS	P/S
2017	1	1	0	0.00	0	0	.000	0	0.00	0	0.00	0	0.00	0	0	0	0	0.00	0	0	0	0.00
2018	67	21	204	3.04	76	601	.213	4	0.06	0	0.00	33	0.49	7	0	17	17	0.25	2	0	212.5	3.17
Career	68	22	204	3.00	76	601	.213	4	0.06	0	0.00	33	0.49	7	0	17	17	0.25	2	0	212.5	3.13







# KRISTA BERNS

MIDDLE BLOCKER

SENIOR • 6-3

ROCKFORD, ILL.

BOYLAN CATHOLIC HS

9

## 2018 – Junior

Competed in 103 sets over 28 matches... Started in 27 matches... Was third on the team with 80.0 total blocks... Ranks sixth overall in the SEMO record books (25-point rally scoring era) for career solo blocks (35), block assists (198) and total blocks (233)... Finished fourth on SEMO with 190.0 points and 13 assists... Notched 134 kills with 14 service aces, good for fifth overall on the team... Recorded a season high of 11 kills and seven digs at Eastern Illinois (9/28)... Tallied a season high of nine blocks at Troy (8/25)... Named to the OVC Commissioner's Honor Roll.

## 2017 – Sophomore

Competed in 101 sets in 28 matches... Second on SEMO with 89.0 total blocks (14 solo, 75 block assists)... Sixth on the team with 116 kills on a .168 hitting percentage... Third on the squad with 21 service aces... Added 14 assists and 66 digs... Registered four assists vs. New Orleans (8/26)... Recorded a career best .727 hitting clip with nine kills vs. Jacksonville State (9/23)... Posted a career best nine kills four times vs. Arkansas Pine Bluff (9/1), Evansville (9/1), at UT Martin (9/19) and Jacksonville State (9/23)... Tallied seven total blocks (7 assists) vs. Murray State (9/30)... Named to the OVC Commissioner's Honor Roll.

## 2016 – Freshman

Played in 96 sets in all but one match as a true freshman... Made 21 starts as a rookie... Recorded 102 kills with a .157 hitting clip on these season... Ranked second on the team with 64 total blocks (17 solo, 47 assists)... Earned a season-high eight kills in the season finale against Tennessee Tech (11/12) including hitting .571 in the three-set match... Had six blocks (4 solo, 2 assists) at Morehead State (10/22)... Named to the OVC Commissioner's Honor Roll.

## Prep/Club

Played at Boylan Catholic High School... Was a team captain... Also competed for Club Fusion Volleyball.

## Personal

Daughter of Lonnie and Monica Berns... Born on October 27, 1997... Majoring in Health Management: Exercise Science.

## CAREER HIGHS

Kills ..... 11; at Eastern Illinois (9/28/18)  
Assists ..... 3, 3x, last at Murray State (11/3/17)  
Digs ..... 7; 2x; last at Morehead State (10/13/18)  
Blocks ..... 9, at (Troy 8/25/18)  
Aces ..... 4, at New Orleans (8/26/17)

## HONORS & AWARDS

2018 OVC Commissioner's Honor Roll  
2017 OVC Commissioner's Honor Roll  
2016 OVC Commissioner's Honor Roll  
2016 Southeast Scholar-Athlete

Season	SP	MP	K	K/S	E	TA	PCT	A	A/S	SA	Sa/S	DIG	D/S	RE	BS	BA	TB	B/S	BE	BHE	POINTS	P/S
2016	96	29	102	1.06	57	287	.157	6	0.06	2	0.02	33	0.34	0	17	47	64	0.67	4	0	144.5	1.50
2017	101	28	116	1.15	63	316	.168	14	0.14	21	0.21	66	0.65	0	14	75	89	0.88	3	4	188.5	1.87
2018	103	28	134	1.30	70	358	.179	13	0.13	14	0.14	67	0.65	0	4	76	80	0.78	5	0	190.0	1.84
Career	300	85	352	1.17	190	961	.169	33	0.11	37	0.12	166	0.55	0	35	198	233	0.78	12	4	523.0	1.74

# 12 / MIKAYLA KUHLMANN

**OUTSIDE HITTER**  
**SENIOR • 6-0**  
**ST. LOUIS, MO.**  
**MEHLVILLE HS**

## 2018 – Junior

Competed in 47 sets over 19 matches...  
 Had double-digit kills in four matches...  
 Recorded a season high of 14 kills against UMKC (9/8)...Tallied a season best nine digs against Murray State (9/22)...Finished the campaign with 84 kills, 57 digs and five blocks.

## 2017 – Sophomore

Competed in 86 sets over 26 matches...  
 Third on Southeast with 205 kills on a .164 hitting clip...Sixth on the team with 27.0 total blocks (two solo, 25 block assists)...  
 Fifth on SEMO with 138 digs...Added nine assists and 11 service aces in 2017...  
 Recorded three double-doubles including a 14-kill and 11-dig outing vs. Western Illinois (9/4) and 13 kills and career high 13 digs vs. Montana (9/8)...Hit a career best .444 with nine kills vs. Morehead State (10/20)...Totaled personal best 20 kills on a .288 hitting clip at Southern Illinois (9/12)...  
 Recorded career best two aces and four blocks vs. Alcorn State (8/25).

## 2016 – Freshman

Saw limited action due to injury during her freshman season...Played in one set in six matches each...Laid down a pair of kills against Louisiana Tech (8/27).

## Prep/Club

Played at Mehlville High School...Earned second team All-District and Breakout Star honors as a freshman...During her sophomore campaign, she was named a team captain of the varsity squad and was named Female Athlete of the Fall Season...  
 Earned All-District honors all four years to go along with three All-Conference awards...Registered 828 kills, 1,415 digs, 66 blocks and 116 aces during her high school career.

## Personal

Daughter of Kelly and Lynn Kuhlmann...  
 Born on January 20, 1998...Majoring in Mass Communication: Advertising.



## CAREER HIGHS

Kills .....20; at Southern Illinois (9/12/17)  
 Assists .....2; vs. Evansville (9/2/17)  
 Digs .....13; vs. Montana (9/8/17)  
 Blocks .....4; vs Alcorn State (8/25/17)  
 Aces .....2, 3x, last vs. Western Illinois (9/4/17)

Season	SP	MP	K	K/S	E	TA	PCT	A	A/S	SA	Sa/S	DIG	D/S	RE	BS	BA	TB	B/S	BE	BHE	POINTS	P/S
2016	6	6	3	0.50	4	18	-0.56	0	0.00	0	0.00	1	0.17	0	0	1	1	0.17	0	0	3.5	0.50
2017	86	26	205	2.38	103	622	1.64	9	0.10	11	0.13	138	1.60	26	2	25	27	0.31	5	2	230.5	2.68
2018	47	19	84	1.79	37	242	.194	4	0.09	1	0.02	57	1.21	11	0	5	5	0.11	0	0	87.5	1.86
Career	139	51	292	2.10	144	882	.168	13	0.09	12	0.09	196	1.41	37	2	31	33	0.24	5	2	321.5	2.31





# EMILY BOGGETTO

# 13

**DEFENSIVE SPECIALIST**

**SENIOR • 5-8**

**JOLIET, ILL.**

**PROVIDENCE CATHOLIC HS**

## 2018 – Junior

Appeared in 40 sets over 14 matches... Totaled 46 digs with 13 service aces and seven assists... Recorded a season high nine digs against Northern Illinois (9/12)... Posted three service aces versus Southern Illinois (9/4).

## 2017 – Sophomore

Appeared in 50 sets over 19 matches... Fourth on the team defensively with 148 digs (2.96 digs per set)... Tallied a kill, 24 assists and 24 service aces... Notched a career high three service aces at Belmont (10/14)... Recorded a season best 20 digs at Drake (9/8)... Posted personal best seven assists at Southern Illinois (9/12)... Registered 10 digs or more in seven matches.

## 2016 – Freshman

Played in 67 sets in 22 matches... Made eight starts as a true freshman... Picked up 142 digs on the season... Had three 10-dig matches including a 12-dig performance against Duquesne (9/10)... Had 10 digs in her NCAA debut against New Orleans (8/26)... Handed out nine assists... Recorded 10 service aces... Named to the OVC Commissioner's Honor Roll.

## Prep/Club

Attended Providence Catholic High School... As a senior, she earned All-Conference and All-Area honors... Earned All-Tournament nod at Oak Lawn Invite... Named to the Illinois Top 30... Helped lead team to a Regional Championship... Played club volleyball for First Alliance Volleyball... Also played basketball.

## Personal

Daughter of Brad and Michelle Boggetto... Born on September 23, 1997... Brother Branden played baseball for SEMO and was drafted 754th overall (25th round in 2016) by the Washington Nationals... Majoring in Health Management: Exercise Science.

## CAREER HIGHS

Kills.....1; 2x, last vs. Omaha (9/9/17)  
Assists.....7, at Southern Illinois (9/12/17)  
Digs.....20, vs. Drake (9/8/17)  
Blocks.....-  
Aces.....3; 2x, last vs. Southern Illinois (9/4/18)

## HONORS & AWARDS

2016 OVC Commissioner's Honor Roll  
2016 Southeast Scholar-Athlete

Season	SP	MP	K	K/S	E	TA	PCT	A	A/S	SA	Sa/S	DIG	D/S	RE	BS	BA	TB	B/S	BE	BHE	POINTS	P/S
2016	67	22	1	0.01	0	1	1.000	9	0.13	10	0.15	142	2.12	19	0	0	0	0.00	0	0	11.0	0.16
2017	50	19	1	0.02	2	9	-.111	24	0.48	12	0.24	148	2.96	20	0	0	0	0.00	0	0	13.0	0.26
2018	40	14	0	0.00	0	1	.000	7	0.17	13	0.32	46	1.15	4	0	0	0	0.00	1	0	13.0	0.32
Career	157	55	2	0.13	2	11	0.00	40	0.254	35	0.22	336	2.14	43	0	0	0	0.00	1	0	37.0	0.24

**#LETSSOAR**



**GOSOUTHEAST.COM**



# 3

## MAGGIE ADAMS

MIDDLE BLOCKER

JUNIOR • 6-2

FENTON, MO.

ROCKWOOD SUMMIT HS

### 2018 – Sophomore

Appeared in 111 sets over 30 matches... Started in all 30 matches...Led the team with 105.0 total blocks (13 solo and 92 assists, sixth in the OVC, 0.95 blocks/set, fifth in the OVC)...Ranks 10th in the SEMO record books (25-point rally scoring era) for total blocks in a single season...Was fifth on the team with 170.0 points...Totaled 111 kills in 2019 with 20 digs...Recorded a season high nine blocks at Evansville (8/28)...Notched a season high eight kills at Missouri-Kansas City (9/8)...Named to the OVC Commissioner's Honor Roll.

### 2017 – Freshman

Received the Coach's Choice Award sponsored by Cindy Gannon at the year-end banquet (4/7/18)...Appeared in five sets over four matches...Made Redhawks debut vs. Alcorn State (8/25)...Recorded her first-career collegiate kill vs. Omaha (9/9)...Tallied a season high of four block assists at SIUE (10/7)...Totaled two kills and 8.0 block assists...Named to the OVC Commissioner's Honor Roll.

### Prep/Club

Played at Rockwood Summit High School... Competed in 107 sets, tallying 156 kills with a .262 attack percentage...Led her high school in blocking, averaging 1.3 blocks per set through her career (138 total blocks, 69 solo)...Senior season was named first team all-conference and second team all-district...Junior year was named second team all-conference...Played club for Rockwood Thunder who ranked 12th in the nation for US Club Volleyball Programs.

### Personal

Daughter of Connie Weil and Tom Adams...Majoring in Marketing; Marketing Management.

### CAREER HIGHS

Kills .....8; vs. Arkansas State (9/7/18)  
Assists .....1; 4x; last at Austin Peay (10/27/18)  
Digs .....3; 2x; last vs. Southern Illinois (9/4/18)  
Blocks .....9; at Evansville (8/28/18)  
Aces .....-

### HONORS & AWARDS

2018 OVC Commissioner's Honor Roll  
2017 OVC Commissioner's Honor Roll  
2017 Coach's Choice Award Recipient



Season	SP	MP	K	K/S	E	TA	PCT	A	A/S	SA	Sa/S	DIG	D/S	RE	BS	BA	TB	B/S	BE	BHE	POINTS	P/S
2017	5	4	2	0.40	3	5	-.200	0	0.00	0	0.00	0	0.00	0	0	8	8	1.60	1	0	6.0	1.20
2018	111	30	111	1.00	38	301	.243	4	0.04	0	0.000	20	0.18	0	13	92	105	0.95	15	1	170.0	1.53
Career	116	34	113	0.974	41	306	.235	4	0.03	0	0.00	20	0.17	0	13	100	113	0.974	16	1	176.0	1.52





# ALLY DION

**DEFENSIVE SPECIALIST**  
**JUNIOR • 5-10**  
**ALGONQUIN, ILL.**  
**HUNTLEY HS**

6

## CAREER HIGHS

Kills.....2; 3x; last at Eastern Illinois (9/28/18)  
 Assists.....7, vs. UT Martin (10/24/17)  
 Digs.....30, at Murray State (11/3/17)  
 Blocks.....1, vs. Omaha (9/9/17)  
 Aces.....5; 3x; last vs. SIUE (11/2/18)

## HONORS & AWARDS

2017 Redhawks Invitational All-Tournament

### 2018 – Sophomore

Appeared in 112 sets over 30 matches...  
 Led the team with 395 digs (3.53 digs/set)...  
 Had double-digit digs in 22 matches including 15 consecutive matches from Sept. 1 to Oct. 13...  
 Registered five 20-plus dig outings...  
 Tied for first on SEMO with 33 service aces (fourth in the OVC, 0.29 service ace/set)...  
 Finished second on the team with 79 assists...  
 Recorded a season high of 24 digs against Eastern Illinois (9/28)...  
 Notched a career-best five service aces against SIUE (11/2)...  
 Dished out six assists against Arkansas State (9/7) and UT Martin (10/2).

### 2017 – Freshman

Played in 102 sets over 29 matches...  
 Led the Redhawks defensively with 340 digs...  
 Notched double-digit digs in 18 matches and 20 or more digs three times...  
 Also was first on team with 36 service aces and third in the OVC with 0.35 service aces per set...  
 In conference play, ranked eighth with 4.05 digs per set (239 digs) and tied for ninth with 0.31 service aces per set (18 aces)...  
 Tallied 24 digs at Chicago State (9/16)...  
 Chipped in five kills and 66 assists...  
 Recorded a personal best of five aces twice vs. Arkansas Pine Bluff (9/1) and vs. UT Martin (10/24)...  
 Registered a career high 30 dig outing at Murray State (11/3)...  
 Posted seven assists vs. UT Martin (10/24)...  
 In the regular season finale, totaled 20 digs vs. Eastern Illinois (11/11)...  
 Named to the all-tournament team at the Redhawks Invitational (9/2).

### Prep/Club

Three year starter at Huntley High School and lettered all four...  
 Was named Northwest Herald Player of the Year...  
 She was twice named all-conference, all-area and MVP during her high school career...  
 Senior season set school record for most kills in one season (404), tallied 394 digs and was selected to the Illinois All-Star Game...  
 Helped school earn three regional championships and one conference championship...  
 Played club with Sky High Volleyball.

### Personal

Daughter of Sandy and Bob Dion...  
 Born on June 4, 1999...  
 Sister Amy was a defensive specialist/libero at the University of Maryland (Class of 2016)...  
 Majoring in Corporate Communication.

Season	SP	MP	K	K/S	E	TA	PCT	A	A/S	SA	Sa/S	DIG	D/S	RE	BS	BA	TB	B/S	BE	BHE	POINTS	P/S
2017	102	30	5	0.05	2	15	.200	66	0.65	36	0.35	340	3.33	27	0	1	1	0.01	1	2	41.5	0.41
2018	112	30	13	0.12	5	36	.222	79	0.71	33	0.29	395	3.53	46	0	0	0	0.00	0	1	46.0	0.41
Career	214	60	18	0.08	7	51	.216	145	0.68	69	0.32	735	3.43	73	0	1	1	0.00	1	3	87.5	0.41

#LETSSOAR



GOSOUTHEAST.COM

7

**LANEY MALLOY****OUTSIDE HITTER****JUNIOR • 6-0****ROSELLE, ILL.****ILLINOIS-CHICAGO****2018 – Sophomore**

Appeared in 112 sets over 30 matches... Started in 26 matches...Led the team with 299 kills and 345.5 points...Registered 11 double-doubles including a 22-kill and 26-dig outing at Eastern Illinois (9/28)... Had 16 double-digit kill matches and 15 double-digit dig matches...Was third on the team in assists (44), service aces (23) and digs (302)...Finished fourth on the team with 41.0 total blocks...Tallied a season high of 22 kills three times, against Providence (9/8), at Western Illinois (9/11) and at Eastern Illinois (9/28)...Awarded OVC Newcomer of the Week (9/10) after she led Southeast with 63 kills over four matches to produce a team high 68.5 points...Averaged 19.3 kills per match at the UMKC Kangaroo Classic (9/7-8) and earned all-tournament honors after she led the team with 58 kills...Placed four service aces to complement 22 kills at Murray State (9/22)...Recorded a season high of 26 digs against Eastern Illinois (9/28)...Totaled a season high of six blocks against Tennessee Tech (10/6)...Was named to the all-tournament teams at the Troy Invitational (8/24-25) and UMKC Kangaroo Classic (9/7-8)...Named to the OVC Commissioner's Honor Roll.

**2017 – Freshman (UIC)**

Appeared in three matches for the Flames and tallied nine kills, 12 digs and two service aces.

**Prep/Club**

A starter on all three of St. Francis High School's Illinois High School Association State Championship teams...Named Max Prep Player of the Game 14 times during her senior season and also earned News Gazette All-Area Team, St. Francis High School MVP, Kane County All-Area First Team and DuPage All-Area First Team accolades...Garnered Girls Catholic Athletic Conference All-Conference honors as a junior and a senior and was named to the AVCA Phenom List and an AAU All American...Holds the IHSA blocking record for most blocks in a series state game...Played club volleyball at Sports Performance and was coached by Don Joe Lei...Also played basketball and softball.

**Personal**

Daughter of Tom and Maia Malloy... Full name is Delaney Malloy...Twin sister, Kamryn, is also a volleyball player and plays at Indiana University...Born on December 22, 1998...Majoring in Psychology.

**CAREER HIGHS**

Kills ..... 22; 3x; last at Eastern Illinois (9/28/18)  
Assists ..... 4; 2x; last vs Eastern Illinois (11/3/18)  
Digs ..... 26; at Eastern Illinois (9/28/18)  
Blocks ..... 6; vs Tennessee Tech (10/6/18)  
Aces ..... 4; vs Murray State (9/22/18)

**HONORS & AWARDS**

OVC Newcomer of the Week (9/10/18)  
2018 Troy Invitational All-Tournament Team  
2018 UMKC Kangaroo Classic All-Tournament Team

Season	SP	MP	K	K/S	E	TA	PCT	A	A/S	SA	Sa/S	DIG	D/S	RE	BS	BA	TB	B/S	BE	BHE	POINTS	P/S
2018	112	30	299	2.67	148	973	.155	44	0.39	23	0.21	302	2.70	47	6	35	41	0.37	1	0	345.5	3.08
Career	112	30	299	2.67	148	973	.155	44	0.39	23	0.21	302	2.70	47	6	35	41	0.37	1	0	345.5	3.08







# KENDALL WASHINGTON

5

**OUTSIDE HITTER**  
**SOPHOMORE • 5-10**  
**TYRONE, GA.**  
**SANDY CREEK HS**

## 2018 – Freshman

Appeared in 30 sets over 14 matches... Made her Redhawks debut on Aug. 28 against Evansville...Registered 45 kills, hitting a season high of nine twice against Northwestern State (9/1) and Providence (9/8)...Finished the season with eight digs and 4.0 total blocks.

## Prep/Club

Four-year letter winner at Sandy Creek High School and Oak Mountain Academy... Coached by Janie Hodges...Amassed over 1,000 kills in her career as a starting six rotation outside hitter...Helped lead Oak Mountain Academy to Area, Region and State Championships in 2015 and was the lone freshman on the varsity team...Named to all-area, all-region and all-state teams as well as earned most valuable player, student-athlete of the week, offensive player of the year and team captain... Played club volleyball at A5 Volleyball Club and was coached by Jing Hou.

## Personal

Daughter of Kenneth and Tracy Washington...Born on September 11, 2000...Majoring in Athletic Training.

## CAREER HIGHS

Kills.....9; 2x; last vs Providence (9/8/18)  
 Assists.....1; 2x; last vs Arkansas State (9/7/18)  
 Digs.....3; vs Arkansas State (9/7/18)  
 Blocks.....2; at Evansville 8/28/18)  
 Aces.....-

Season	SP	MP	K	K/S	E	TA	PCT	A	A/S	SA	Sa/S	DIG	D/S	RE	BS	BA	TB	B/S	BE	BHE	POINTS	P/S
2018	30	14	45	1.50	21	138	.174	2	0.07	0	0.00	8	0.27	0	0	4	4	0.13	2	0	47.0	1.57
Career	30	14	45	1.50	21	138	.174	2	0.07	0	0.00	8	0.27	0	0	4	4	0.13	2	0	47.0	1.57

#LETSSOAR



GOSOUTHEAST.COM

# 11

## ELISSA MOYLAN

MIDDLE BLOCKER

SOPHOMORE • 6-1

BETTENDORF, IOWA

PLEASANT VALLEY HS

### 2018 – Freshman

Appeared in 19 sets over 10 matches... Made her Redhawks debut on Aug. 31 against Radford... Recorded a season high eight kills with six digs against Eastern Illinois (9/28)... Posted a personal best five blocks against UT Martin (11/6)... Finished the campaign with 17 kills and nine blocks... Named to the OVC Commissioner's Honor Roll.

### Prep/Club

Three-year starter and letter-winner at Pleasant Valley High School where she was coached by Amber Hall... Named the Mississippi Athletic Conference Player of the Year and earned All-Mississippi Athletic Conference First team honors in 2017... Selected as an Iowa Girls Coaches Association Senior All-Star and was chosen to play in the Iowa versus Illinois Senior All-Star Volleyball event... Named to the All-Mississippi Athletic Conference, All-Metro Quad City Times and 5A All-District first teams in 2016... Played club volleyball with the Iowa Rockets and current Redhawk Colby Greene... Was coached by Stacey Ruff and Lauren Hansen.

### Personal

Daughter of David Moylan and Melinda Daigneau... Stepfather is Steve Daigneau... Born on August 17, 2000... Competed in track and field and figure skating in addition to volleyball... Majoring in Early Childhood Education.



### CAREER HIGHS

Kills .....8; vs Eastern Illinois (11/3/18)  
Assists .....1; 2x; last at UT Martin (11/6/18)  
Digs .....6; vs Eastern Illinois (11/3/18)  
Blocks .....5; at UT Martin (11/6/18)  
Aces ..... -

### HONORS & AWARDS

2018 OVC Commissioner's Honor Roll

Season	SP	MP	K	K/S	E	TA	PCT	A	A/S	SA	Sa/S	DIG	D/S	RE	BS	BA	TB	B/S	BE	BHE	POINTS	P/S
2017	19	10	17	0.89	13	56	.071	2	0.11	0	0.00	14	0.74	0	1	8	9	0.47	2	0	22.0	1.16
Career	19	10	17	0.89	13	56	.071	2	0.11	0	0.00	14	0.74	0	1	8	9	0.47	2	0	22.0	1.16





# CLAIRE OCHS

**SETTER**

**SOPHOMORE • 5-10**

**CHESTERFIELD, MO.**

**ST. JOSEPH'S ACADEMY**

**15**

## 2018 – Freshman

Competed in all 112 sets over 30 matches...Started in 29 matches...Led the team with 1,104 assists (fifth in the OVC, 9.86 assists/set) which ranks fourth all-time for a single season during SEMO's rally scoring era...Tied for first with 33 service aces (fourth in the OVC, 0.29 service ace/set)...Compiled three service aces six times in 2019...Totaled a team-best 18 double-doubles including a 57-assist and 21-dig outing at Eastern Illinois (9/28)...Notched double-digit assists in all 30 matches including 20-plus assists in 29 matches, 40-plus assists in 11 and six 50-plus assist matches...Was second on the team with 367 digs...Had 19 double-digit dig matches including three 20-plus dig matches...Finished fifth on SEMO with 36 blocks...Chipped in 86 kills...Registered a season high of 57 assists twice at Western Illinois (9/11, 15 digs) and at Eastern Illinois (9/28)...Tallied a season high 25 digs against Providence (9/8)...Selected OVC Newcomer of the Week (9/17) as she led Southeast with 105 assists as the Redhawks recorded a team-hitting clip of .210 against Western Illinois (9/11) and Northern Illinois (9/12, 48 assists and 17 digs)...Was named to the all-tournament teams at the Troy Invitational (8/24-25) and the Redhawks Invitational (8/31-9/1)...Awarded Howard's Most Valuable Player at the season-ending banquet (3/29/19)...Named to the OVC Commissioner's Honor Roll.

## Prep/Club

Three-year starter at St. Joseph's Academy where she was coached by Katie Richardson...Earned all-state and all-conference honoree in 2017 as the Angels won the Class 4A Missouri State High School Activities Association Championship...Named to the Under Armour Watch List in 2017...Helped St. Joseph's Academy to a fourth place finish in Class 4A in 2015...Started her high school career at Villa Duchesne and was the only starting freshmen on that Missouri Class 3 State runner-up team in 2014...Played club volleyball for High Performance St. Louis and was coached by Chris Nichols...Qualified for Beach Volleyball Nationals in 2016 and 2017...Finished fourth in the 18 and under division at USA Volleyball Beach Nationals in July of 2017...Recorded a 3.85 grade-point average at St. Joseph's Academy.

## Personal

Daughter of Randy and Laurie Ochs...Born on March 15, 2000...Sister Carly was an outside hitter at North Carolina at Charlotte and Missouri-St. Louis...Majoring in Business Administration.

## CAREER HIGHS

Kills.....5; 5x; last at SIUE (9/29/18)  
Assists.....57; 2x; last at Eastern Illinois (9/28/18)  
Digs.....25; vs Providence (9/8/18)  
Blocks.....4; at Troy (8/25/18)  
Aces.....3; 6x; last vs Tennessee Tech (10/6/18)

## HONORS & AWARDS

2018 Howard's Most Valuable Player  
OVC Newcomer of the Week (9/17/18)  
2018 Troy Invitational All-Tournament Team  
2018 OVC Commissioner's Honor Roll

Season	SP	MP	K	K/S	E	TA	PCT	A	A/S	SA	Sa/S	DIG	D/S	RE	BS	BA	TB	B/S	BE	BHE	POINTS	P/S
2018	112	30	86	0.77	24	203	.305	1104	9.86	33	0.29	367	3.28	2	1	35	36	0.32	5	13	137.5	1.23
Career	112	30	86	0.77	24	203	.305	1104	9.86	33	0.29	367	3.28	2	1	35	36	0.32	5	13	137.5	1.23





## CAROLINE DRAVER

Redshirt Freshman • 5-11  
Rightside Hitter  
Shorewood, Wis.  
Divine Savior Holy Angels HS

# 16

### 2018-FRESHMAN

Redshirted...Missed the entire season due to injury...Named to the OVC Commissioner's Honor Roll.

### PREP/CLUB

Racked up 419 kills, 136 total blocks and 93 digs in 259 career sets at Divine Savior Holy Angels High School in Milwaukee, Wisconsin...Coached by Catie Ratkowski...Named Greater Metro Conference All-Conference Honorable Mention as a senior... Helped lead Divine Savior Holy Angels to quarterfinals (2016) and semifinals (2017) finishes in the Wisconsin Interscholastic Athletic Association State tournament...Played club volleyball with the Milwaukee Sting...Coached by Taryn Vaughn and Ted Schulte.

### PERSONAL

Daughter of Mike and Kristi Draver...Born on January 28, 2000... Majoring in Industrial Distribution.



## COLBY GREENE

Sophomore • 6-2  
Rightside Hitter  
North Liberty, Iowa  
Iowa City West HS

# 17

### 2018-FRESHMAN

Did not compete...Named to the OVC Commissioner's Honor Roll.

### PREP/CLUB

Started and letter for three seasons at Iowa City West High School...Coached by Scott Sanders...Named to the Mississippi Valley Conference First Team, YourPrepSports.com Area MVP and MaxPreps Iowa Volleyball Player of the Week in 2017... Chosen to play in the IVCA All-Star senior match and was the Trojans offensive player of the year...Earned Mississippi Valley Conference Second Team and the Trojans' co-offensive player of the year in 2016...Named Iowa City West newcomer of the year and most improved player as a sophomore...Member of two state qualifying volleyball teams with the Trojans...Played club volleyball with fellow freshman Elissa Moylan on the Iowa Rockets...Coached by Lauren Hansen on the Iowa Rockets.

### PERSONAL

Daughter of Troy Greene and Renda Greene-Fishman...Born on July 12, 2000...Her brother, Conner Greene, is a defensive end for the Iowa State Cyclones football team...Majoring in Early Childhood Education.



**KYLIE PLANT**

Freshman • 6-0  
Outside Hitter  
Marion, Ill.  
Marion HS

**4****PREP/CLUB**

Totaled 837 kills, 819 digs, 58 blocks and 57 service aces at Marion High School...Named Team MVP in 2018 and has been a member of nine all-tournament teams during her high school career...Garnered first-team all-conference and SICA All-South Team honors in both her sophomore and junior seasons...Named Offensive Player of the Year by her coach Beth Mitacek both of those years...Awarded all-state laurels during her junior season...Competed for NSSC Volleyball at the club level...Was a member of the Math Honors Society, the Spanish Honors Society and earned Wildcat Academic Honors with a 4.2 cumulative GPA.

**PERSONAL**

Daughter of John and Melissa Plant...Born on August 6, 2000...Majoring in Health Sciences: General Health Sciences at Southeast.

**TALIA GOUARD**

Freshman • 5-11  
Middle Blocker  
Houston, Texas  
C.E. King HS

**8****PREP/CLUB**

Racked up 202 kills with 89 digs, 28 blocks and 19 service aces for a hitting clip of .274 in 2018-19 at C.E. King High School...Named Offensive Player of the Year and earned First-Team All-District 21-6A during the 2018-19 campaign...Awarded Second-Team All-District 21-6A in both her freshman and sophomore seasons and defensive player of the year in 2016-17...Coached by Amanda Murphy at C.E. King...Also played basketball and was a member of the track and field team...Earned All-State honors for high jump...Played club volleyball for Asics Willowbrook...Honor Roll student at C.E. King.

**PERSONAL**

Daughter of Terrance and Toshia Gouard...Born on March 18, 2001...Majoring in Business Administration at Southeast.





## TARA BEILSMITH

Freshman • 5-7  
Defensive Specialist  
Weldon Spring, Mo.  
St. Joseph's Academy

# 10

### PREP/CLUB

Helped lead St. Joseph's Academy to a conference title each of the past four seasons...In 2018, earned Under Armour Girls High School All-America Third-Team honors...Only OVC student-athlete on the list and the only Missourian named to a 2018 Under Armour Girls High School All-America Team...Also named team captain and earned first-team all-conference, all-district and all-state honors in 2018...Earned all-conference, all-district and all-state laurels as a junior after St. Joseph's Academy captured conference, district, sectional and Missouri Class 4A State Volleyball Titles in 2017 with current Redhawks setter Claire Ochs...Also a member of the 2015 and 2016 conference and district championship teams...As a freshman, she finished fourth with the Angels in the 2015 Missouri Class 4A State Volleyball Tournament and won a sectional championship...Competed for High Performance which placed fifth at the 2016 USA Volleyball Junior National Championship U17 Open...Named to the Prep Volleyball 2019 Watch List, Prep Volleyball All-American Highest Honorable Mention, Prep Volleyball Gym Dandies Second Team, Under Armour All-American Watch List, and St. Louis President's Day All-Tournament MVP (2017) and All-Tournament Team (2016)...Recognized as a Missouri Academic All-State honoree in 2016 and 2017.

### PERSONAL

Daughter of Dan and Patty Beilsmith...Sister, Stacy, also is a student at Southeast...Born on August 27, 2000...Majoring in Cybersecurity.



## ZOEY BEASLEY

Freshman • 6-2  
Outside Hitter  
Paragould, Ark.  
Paragould HS

# 14

### PREP/CLUB

Totaled 1,489 career kills and 309 career blocks while playing outside hitter and middle blocker at Paragould High School...Named to the Under Armour All American Watchlist and earned Max Preps Player of the Week in 2018...Garnered all-state, all-conference and all-state tournament team accolades and Paragould High School Athlete of the Year in 2016 and 2017...Coached by Reed Fogleman at Paragould...Was a member of back-to-back conference runner-up teams (2017 and 2018) and state (2016) and district (2017) runner-ups...Also played basketball at Paragould and has earned all-state, all-state tournament, all-conference and all-county laurels...Played club volleyball for the Arkansas Junior Storm and qualified for Nationals in 2015, 2016 and 2017...Earned High Performance Camp MVP and AVCA Under Armour Phenom...Member of the National Honor Society.

### PERSONAL

Daughter of Lance and Mary Beasley...Born on August 8, 2001...Majoring in Health Science: Pre Physical/Occupational Therapy at Southeast.







# 2018 SEASON REVIEW

---



# SOUTHEAST MISSOURI

## / 2018 OVERALL STATS

#	Player	SP	MP	ATTACK					SET		SERVE		
				K	K/Set	E	TA	Pct	A	A/Set	SA	SA/Set	SE
15	OCHS, Claire	112	30	86	0.77	24	203	.305	1104	9.86	33	0.29	68
3	ADAMS, Maggie	111	30	111	1.00	38	301	.243	4	0.04	0	0.00	0
14	BAJARE, Madara	62	24	144	2.32	47	409	.237	5	0.08	4	0.06	2
8	BILBRUCK, Haley	103	30	243	2.36	90	660	.232	3	0.03	14	0.14	26
6	DION, Ally	112	30	13	0.12	5	36	.222	79	0.71	33	0.29	51
2	WEHRHEIM, Annie	67	21	204	3.04	76	601	.213	4	0.06	0	0.00	0
12	KUHLMANN, Mikayla	47	19	84	1.79	37	242	.194	4	0.09	1	0.02	4
9	BERNS, Krista	103	28	134	1.30	70	358	.179	13	0.13	14	0.14	21
5	WASHINGTON, Kendall	30	14	45	1.50	21	138	.174	2	0.07	0	0.00	1
7	MALLOY, Laney	112	30	299	2.67	148	973	.155	44	0.39	23	0.21	28
11	MOYLAN, Elissa	19	10	17	0.89	13	56	.071	2	0.11	0	0.00	3
13	BOGGETTO, Emily	40	14	0	0.00	0	1	.000	7	0.17	13	0.32	10
1	FORNOFF, Keegan	8	5	0	0.00	0	2	.000	13	1.62	3	0.38	1
10	GRIMM, Madeline	104	28	5	0.05	9	39	-.103	9	0.09	13	0.12	8
Southeast Missouri		112	30	1385	12.37	578	4019	.201	1293	11.54	151	1.35	223
Opponents		112	30	1445	12.90	624	4086	.201	1354	12.09	160	1.43	188

#	Player	SP	RE	DIG			BLOCKING					POINTS	
				Dig	Dig/Set	BS	BA	Total	Blk/Set	BE	BHE	Points	Pts/Set
15	OCHS, Claire	112	2	367	3.28	1	35	36	0.32	5	13	137.5	1.23
3	ADAMS, Maggie	111	0	20	0.18	13	92	105	0.95	15	1	170.0	1.53
14	BAJARE, Madara	62	5	37	0.60	2	17	19	0.31	1	0	158.5	2.56
8	BILBRUCK, Haley	103	1	211	2.05	8	73	81	0.79	3	0	301.5	2.93
6	DION, Ally	112	46	395	3.53	0	0	0	0.00	0	1	46.0	0.41
2	WEHRHEIM, Annie	67	7	33	0.49	0	17	17	0.25	2	0	212.5	3.17
12	KUHLMANN, Mikayla	47	11	57	1.21	0	5	5	0.11	0	0	87.5	1.86
9	BERNS, Krista	103	0	67	0.65	4	76	80	0.78	5	0	190.0	1.84
5	WASHINGTON, Kendall	30	0	8	0.27	0	4	4	0.13	2	0	47.0	1.57
7	MALLOY, Laney	112	47	302	2.70	6	35	41	0.37	1	0	345.5	3.08
11	MOYLAN, Elissa	19	0	14	0.74	1	8	9	0.47	2	0	22.0	1.16
13	BOGGETTO, Emily	40	4	46	1.15	0	0	0	0.00	1	0	13.0	0.32
1	FORNOFF, Keegan	8	0	3	0.38	0	0	0	0.00	0	1	3.0	0.38
10	GRIMM, Madeline	104	13	211	2.03	0	0	0	0.00	0	0	18.0	0.17
TEAM			24										
Southeast Missouri		112	160	1771	15.81	35	362	216.0	1.93	38	16	1752.0	15.64
Opponents		112	151	1813	16.19	52	315	209.5	1.87	37	15	1814.5	16.20



## / 2018 OVC STATS

#	Player	SP	ATTACK			SET		POINTS
			K	K/Set	Pct	A	A/Set	PTS/s
15	OCHS, Claire	60	45	0.75	.291	597	9.95	1.18
3	ADAMS, Maggie	59	62	1.05	.211	2	0.03	1.56
14	BAJARE, Madara	23	41	1.78	.191	1	0.04	1.91
8	BILBRUCK, Haley	60	161	2.68	.248	3	0.05	3.22
6	DION, Ally	60	5	0.08	.100	40	0.67	0.32
2	WEHRHEIM, Annie	50	157	3.14	.203	4	0.08	3.24
12	KUHLMANN, Mikayla	21	45	2.14	.209	2	0.10	2.24
9	BERNS, Krista	53	62	1.17	.145	9	0.17	1.66
5	WASHINGTON, Kendall	10	14	1.40	.176	0	0.00	1.40
7	MALLOY, Laney	60	133	2.22	.128	23	0.38	2.65
11	MOYLAN, Elissa	14	16	1.14	.104	2	0.14	1.43
13	BOGGETTO, Emily	6	0	0.00	.000	1	0.17	0.33
1	FORNOFF, Keegan	4	0	0.00	.000	11	2.75	0.25
10	GRIMM, Madeline	57	1	0.02	-.143	6	0.11	0.16
Southeast Missouri		60	742	12.37	.188	701	11.68	15.38
Opponents		60	816	13.60	.207	771	12.85	16.88

#	Player	SERVE			DIG		BLOCKING			
		SA	SA/S	RE	Dig	Dig/S	BS	BA	Total	Blk/S
15	OCHS, Claire	17	0.28	2	213	3.55	1	16	17	0.28
3	ADAMS, Maggie	0	0.00	0	10	0.17	8	45	53	0.90
14	BAJARE, Madara	0	0.00	2	10	0.43	0	7	7	0.30
8	BILBRUCK, Haley	9	0.15	1	168	2.80	1	44	45	0.75
6	DION, Ally	14	0.23	25	217	3.62	0	0	0	0.00
2	WEHRHEIM, Annie	0	0.00	6	30	0.60	0	10	10	0.20
12	KUHLMANN, Mikayla	1	0.05	6	31	1.48	0	3	3	0.14
9	BERNS, Krista	4	0.08	0	39	0.74	2	40	42	0.79
5	WASHINGTON, Kendall	0	0.00	0	1	0.10	0	0	0	0.00
7	MALLOY, Laney	16	0.27	28	169	2.82	1	18	19	0.32
11	MOYLAN, Elissa	0	0.00	0	13	0.93	1	7	8	0.57
13	BOGGETTO, Emily	2	0.33	0	4	0.67	0	0	0	0.00
1	FORNOFF, Keegan	1	0.25	0	2	0.50	0	0	0	0.00
10	GRIMM, Madeline	8	0.14	5	122	2.14	0	0	0	0.00
TEAM				12						
Southeast Missouri		72	1.20	87	1029	17.15	14	190	109.0	1.82
Opponents		87	1.45	72	1058	17.63	25	171	110.5	1.84







## / 2018 MATCH RESULTS

Date	Opponent	Score	Score-by-set	Record	OVC	Attend
Aug. 24	vs Southern	W 3-0	25-16, 25-17, 25-17	1-0	0-0	103
Aug. 24	vs Southeastern La.	W 3-0	25-20, 25-18, 25-21	2-0	0-0	122
Aug. 25	at Troy	W 3-0	25-17, 25-19, 25-20	3-0	0-0	200
Aug. 28	at Evansville	W 3-0	25-19, 25-22, 25-18	4-0	0-0	338
Aug. 31	LOUISIANA MONROE	W 3-0	25-18, 25-23, 25-18	5-0	0-0	154
Aug. 31	RADFORD	L 0-3	23-25, 17-25, 11-25	5-1	0-0	233
Sept. 1	NORTHWESTERN STATE	L 1-3	17-25, 26-24, 23-25, 14-25	5-2	0-0	115
Sept. 4	SOUTHERN ILLINOIS	W 3-0	25-13, 25-19, 25-19	6-2	0-0	705
Sept. 7	vs Arkansas State	L 2-3	15-25, 25-21, 21-25, 25-22, 12-15	6-3	0-0	--
Sept. 8	vs Providence	L 2-3	21-25, 20-25, 27-25, 25-17, 12-15	6-4	0-0	113
Sept. 8	at UMKC	L 1-3	25-18, 15-25, 22-25, 27-29	6-5	0-0	209
Sept. 11	at Western Illinois	W 3-2	25-23, 22-25, 18-25, 25-17, 15-9	7-5	0-0	212
Sept. 12	at Northern Illinois	W 3-2	25-16, 25-22, 21-25, 21-25, 16-14	8-5	0-0	289
Sept. 21	AUSTIN PEAY	L 0-3	20-25, 22-25, 24-26	8-6	0-1	234
Sept. 22	MURRAY STATE	W 3-2	28-26, 25-17, 21-25, 16-25, 15-9	9-6	1-1	245
Sept. 28	at Eastern Illinois	W 3-2	30-28, 27-25, 21-25, 21-25, 15-11	10-6	2-1	301
Sept. 29	at SIUE	L 1-3	25-22, 18-25, 19-25, 18-25	10-7	2-2	256
Oct. 2	UT MARTIN	W 3-1	25-23, 25-23, 14-25, 25-18	11-7	3-2	302
Oct. 6	TENNESSEE TECH	W 3-2	25-16, 25-22, 22-25, 23-25, 15-13	12-7	4-2	173
Oct. 12	at Eastern Kentucky	W 3-0	25-19, 25-19, 25-21	13-7	5-2	200
Oct. 13	at Morehead State	L 1-3	25-21, 18-25, 21-25, 13-25	13-8	5-3	348
Oct. 19	BELMONT	W 3-0	25-21, 28-26, 25-23	14-8	6-3	268
Oct. 20	TENNESSEE STATE	L 0-3	18-25, 19-25, 14-25	14-9	6-4	237
Oct. 26	at Murray State	L 1-3	25-22, 15-25, 20-25, 17-25	14-10	6-5	205
Oct. 27	at Austin Peay	L 0-3	15-25, 20-25, 16-25	14-11	6-6	401
Nov. 2	SIUE	W 3-1	25-15, 25-23, 22-25, 31-29	15-11	7-6	328
Nov. 3	EASTERN ILLINOIS	W 3-1	25-21, 26-28, 25-21, 25-13	16-11	8-6	321
Nov. 6	at UT Martin	L 0-3	18-25, 21-25, 24-26	16-12	8-7	208
Nov. 10	at Jacksonville State	L 0-3	15-25, 16-25, 21-25	16-13	8-8	154
Nov. 15	vs Morehead State!	L 0-3	23-25, 10-25, 19-25	16-14	8-8	856

!-OVC Tournament



## / 2018 MATCH-BY-MATCH

Date	Opponent	sp	k	e	ta	pct	ast	sa	se	re	dig	bs	ba	be	total	bhe	points
Aug. 24	vs Southern	3	34	9	83	.301	30	8	7	3	38	1	10	1	6.0	0	48.0
Aug. 24	vs Southeastern La.	3	44	13	96	.323	38	3	4	4	34	3	10	1	8.0	3	55.0
Aug. 25	at Troy	3	37	16	89	.236	34	6	6	3	36	2	26	0	15.0	0	58.0
Aug. 28	at Evansville	3	31	13	95	.189	27	6	9	1	36	1	22	2	12.0	0	49.0
Aug. 31	LOUISIANA MONROE	3	52	17	103	.340	48	4	9	4	42	0	8	1	4.0	0	60.0
Aug. 31	RADFORD	3	34	17	100	.170	28	2	4	7	31	1	4	1	3.0	0	39.0
Sept. 1	NORTHWESTERN ST.	4	40	22	156	.115	38	5	4	6	69	1	10	2	6.0	0	51.0
Sept. 4	SOUTHERN ILLINOIS	3	37	13	101	.238	36	8	8	1	51	1	12	2	7.0	0	52.0
Sept. 7	vs Arkansas State	5	63	31	163	.196	61	5	5	7	68	2	10	0	7.0	0	75.0
Sept. 8	vs Providence	5	58	22	179	.201	56	8	7	6	78	2	10	0	7.0	0	73.0
Sept. 8	at UMKC	4	60	17	133	.323	59	6	10	6	42	1	12	0	7.0	0	73.0
Sept. 11	at Western Illinois	5	69	32	172	.215	63	6	13	8	75	0	10	0	5.0	0	80.0
Sept. 12	at Northern Illinois	5	58	21	181	.204	52	8	19	5	90	3	20	3	13.0	2	79.0
Sept. 21	AUSTIN PEAY	3	41	20	139	.151	41	2	6	4	70	1	14	2	8.0	0	51.0
Sept. 22	MURRAY STATE	5	62	27	180	.194	62	9	3	4	82	2	18	2	11.0	0	82.0
Sept. 28	at Eastern Illinois	5	66	34	203	.158	63	6	4	9	111	0	14	2	7.0	2	79.0
Sept. 29	at SIUE	4	48	14	147	.231	44	8	5	6	60	0	8	2	4.0	1	60.0
Oct. 2	UT MARTIN	4	53	24	169	.172	48	2	8	5	85	1	10	1	6.0	0	61.0
Oct. 6	TENNESSEE TECH	5	63	16	151	.311	60	5	8	7	75	2	20	0	12.0	0	80.0
Oct. 12	at Eastern Kentucky	3	46	11	110	.318	42	2	13	3	49	0	8	1	4.0	0	52.0
Oct. 13	at Morehead State	4	48	16	148	.216	43	3	9	4	65	2	12	1	8.0	4	59.0
Oct. 19	BELMONT	3	30	17	100	.130	30	6	5	4	48	0	20	2	10.0	0	46.0
Oct. 20	TENNESSEE STATE	3	26	25	114	.009	25	3	6	5	45	1	4	0	3.0	0	32.0
Oct. 26	at Murray State	4	45	20	162	.154	43	4	5	5	84	1	14	0	8.0	1	57.0
Oct. 27	at Austin Peay	3	35	13	102	.216	33	2	2	9	35	0	2	3	1.0	1	38.0
Nov. 2	SIUE	4	52	27	153	.163	48	7	12	7	61	1	12	0	7.0	0	66.0
Nov. 3	EASTERN ILLINOIS	4	61	20	166	.247	59	6	11	1	70	2	14	3	9.0	0	76.0
Nov. 6	at UT Martin	3	36	23	125	.104	32	4	9	5	58	1	12	5	7.0	1	47.0
Nov. 10	at Jacksonville State	3	30	11	87	.218	28	3	9	9	31	0	8	0	4.0	0	37.0
Nov. 15	vs Morehead State!	3	26	17	112	.080	22	4	3	12	52	3	8	1	7.0	1	37.0
Southeast Missouri		112	1385	578	4019	.201	1293	151	223	160	1771	35	362	38	216.0	16	1752.0
Opponent		112	1445	624	4086	.201	1354	160	188	151	1813	52	315	37	209.5	15	1814.5

!-OVC Tournament



## / FINAL OVC STANDINGS

Standings	Conference	Pct.	Overall	Pct.	Home	Away	Neutral	Last 10	Streak
Austin Peay	14-2	.875	27-5	.844	12-1	9-3	6-1	8-2	L1
Murray State	13-3	.813	22-10	.688	8-0	9-5	5-5	9-1	L1
Morehead State	11-5	.688	21-10	.677	12-2	5-6	4-2	5-5	L1
Jacksonville State	9-7	.563	18-14	.563	10-3	3-8	5-3	7-3	L1
<b>Southeast Missouri</b>	<b>8-8</b>	<b>.500</b>	<b>16-14</b>	<b>.533</b>	<b>8-7</b>	<b>6-6</b>	<b>2-1</b>	<b>3-7</b>	<b>L3</b>
SIUE	8-8	.500	9-20	.310	7-4	2-9	0-7	5-5	L3
UT Martin	7-9	.438	14-17	.452	8-5	3-8	3-4	5-5	L1
Tennessee State	7-9	.438	9-19	.321	3-6	4-9	2-4	2-8	L1
Tennessee Tech	5-11	.313	11-19	.367	5-7	4-8	2-4	4-6	L2
Eastern Illinois	5-11	.313	10-21	.323	5-7	3-10	2-4	4-6	L3
Belmont	5-11	.313	5-23	.179	4-9	1-10	0-4	4-6	L3
Eastern Kentucky	4-12	.250	5-23	.179	3-5	1-11	1-7	2-8	L1

## / FINAL OVC STATISTICAL LEADERS

Hitting Percentage	S	K	E	TA	Pct.	KILLS	S	No.	Avg	Opponent Hitting Pct.	S	K	E	TA	Pct.
Austin Peay	121	1671	613	4486	.236	Austin Peay	121	1671	13.81	Morehead State	113	1265	656	3980	.153
Morehead State	113	1497	622	4025	.217	Murray State	116	1542	13.29	Jacksonville State	124	1414	672	4044	.183
Jacksonville State	124	1627	738	4263	.209	Morehead State	113	1497	13.25	Austin Peay	121	1483	655	4495	.184
Murray State	116	1542	646	4354	.206	Jacksonville State	124	1627	13.12	Tennessee State	113	1444	663	4234	.184
<b>Southeast Missouri</b>	<b>112</b>	<b>1385</b>	<b>578</b>	<b>4019</b>	<b>.201</b>	SIUE	105	1324	12.61	Murray State	116	1413	621	4225	.187
Eastern Illinois	112	1292	549	4288	.173	<b>Southeast Missouri</b>	<b>112</b>	<b>1385</b>	<b>12.37</b>	UT Martin	123	1516	662	4451	.192
Tennessee State	113	1311	612	4057	.172	UT Martin	123	1509	12.27	Tennessee Tech	118	1449	654	4131	.192
UT Martin	123	1509	734	4568	.170	Tennessee Tech	118	1404	11.90	<b>Southeast Missouri</b>	<b>112</b>	<b>1445</b>	<b>624</b>	<b>4086</b>	<b>.201</b>
SIUE	105	1324	674	4045	.161	Tennessee State	113	1311	11.60	SIUE	105	1365	541	3987	.207
Tennessee Tech	118	1404	737	4265	.156	Eastern Illinois	112	1292	11.54	Eastern Illinois	112	1586	649	4504	.208
Eastern Kentucky	104	1152	646	3626	.140	Eastern Kentucky	104	1152	11.08	Belmont	103	1250	499	3390	.222
Belmont	103	1130	640	3670	.134	Belmont	103	1130	10.97	Eastern Kentucky	104	1403	560	3706	.227

DIGS	S	No.	Avg	BLOCKS	S	BS	BA	Total	Avg	ASSISTS	S	No.	Avg
Eastern Illinois	112	1949	17.40	Morehead State	113	62	400	262.0	2.32	Austin Peay	121	1563	12.92
SIUE	105	1826	17.39	Tennessee State	113	47	407	250.5	2.22	Murray State	116	1457	12.56
Austin Peay	121	2044	16.89	Austin Peay	121	96	298	245.0	2.02	Morehead State	113	1406	12.44
Murray St.	116	1943	16.75	Eastern Illinois	112	25	386	218.0	1.95	Jacksonville State	124	1540	12.42
<b>Southeast Missouri</b>	<b>112</b>	<b>1771</b>	<b>15.81</b>	<b>Southeast Missouri</b>	<b>112</b>	<b>35</b>	<b>362</b>	<b>216.0</b>	<b>1.93</b>	SIUE	105	1258	11.98
Morehead State	113	1779	15.74	UT Martin	123	63	347	236.5	1.92	<b>Southeast Missouri</b>	<b>112</b>	<b>1293</b>	<b>11.54</b>
Tennessee State	113	1778	15.73	Tennessee Tech	118	55	342	226.0	1.92	UT Martin	123	1410	11.46
UT Martin	123	1931	15.70	Jacksonville State	124	81	292	227.0	1.83	Tennessee Tech	118	1323	11.21
Tennessee Tech	118	1785	15.13	SIUE	105	37	292	183.0	1.74	Tennessee State	113	1236	10.94
Eastern Kentucky	104	1492	14.35	Murray State	116	39	294	186.0	1.60	Eastern Illinois	112	1214	10.84
Belmont	103	1410	13.69	Eastern Kentucky	104	42	230	157.0	1.51	Eastern Kentucky	104	1061	10.20
Jacksonville State	124	1697	13.69	Belmont	103	24	237	142.5	1.38	Belmont	103	1035	10.05







***DIG  
FOR LIFE***

Once again, the Southeast Missouri State volleyball team joined forces with Saint Francis Medical Center and over 40 local businesses and 20 area schools to raise a record number of funds for the Dig For Life and Pink Up Cape campaigns.

The annual campaign runs during the month of October and coincides with National Breast Cancer Awareness Month. Members of the Southeast volleyball team secure pledges per dig that are tallied through October home matches at Houck Field House. The money raised is then allocated to Saint Francis Medical Center for the campaign's purpose of educating women in the Southeast Missouri area about breast cancer awareness, providing early detection opportunities and improving prevention efforts. The Redhawks produced 266 digs in four home matches in October 2013. In 2012, they had a record 487 digs in seven October home matches that season.

The Dig for Life campaign was started in 2000 by former volleyball head coach and former Senior Associate Director of Athletics and Senior Woman Administrator Cindy Gannon and sponsored by Saint Francis



## DIG FOR

Medical Center to help educate women about breast cancer. The campaign also raises money to provide mammograms for women.

Dig for Life has been able to provide mammograms to area women who could not receive this screening due to lack of adequate health insurance, high deductibles, unemployment or inability to pay. Since its inception in 2000, the program has funded over 2,000 free mammograms to area women.

The university's Athletics department continues to embrace the Dig for Life campaign as other sports have joined the volleyball team's efforts during their respective seasons, including gymnastics, women's soccer, women's basketball, softball and baseball. Each season, these teams honor area breast cancer survivors to raise awareness of breast cancer and support the Dig For Life campaign.

"I am so thankful to Saint Francis Medical Center and the Southeast volleyball team for all their efforts in the Dig for Life campaign," said Gannon. "This program began in memory of my mother and thanks to the hard work and generosity of so many people, her memory lives on and we are potentially saving the lives of many women. I feel very fortunate to be associated with such wonderful and caring individuals."







# LIFE



Since its inception in 2000, the Dig for Life campaign has raised money for area women to receive mammogram testing who could otherwise not afford them.







**REDHAWKS™**





# *RECORDS & HISTORY*

---



# TEAM

## / TEAM SEASON RECORDS

Wins.....	28 (1993, '96, '99)	Service Aces.....	319 (1993)
Winning Pct. ....	.824 (1999)	Service Errors.....	462 (1993)
OVC Wins.....	18 (1996)	Reception Errors.....	385 (1996)
OVC Winning Pct. ....	1.000 (1996, '00)	Digs.....	2,506 (1994)
Matches Played.....	41 (1994)	Block Solo.....	136 (2013)
Sets Played.....	159 (1994)	Block Assists.....	438 (1993)
Kills.....	2,117 (1996)	Total Blocks.....	343.5 (1996)
Kills per Set.....	17.21 (1996)	Blocks per Set.....	2.51 (1996)
Errors.....	906 (1994)	Blocking Errors.....	171 (1991)
Total Attacks.....	5,663 (1994)	Ball Handling Errors.....	110 (1991)
Hitting Pct. ....	.292 (1999)	Longest Win Streak.....	21 (1999)
Assists.....	1,879 (1994)	Longest Losing Streak.....	15 (2016)

## / TEAM MATCH RECORDS

Kills.....	96 at Murray State 10/15/99	Longest Match.....	2:41
Total Attacks.....	277 vs. EIU 9/30/97		vs. Stephen F. Austin 9/1/00
Hitting Pct. ....	.568 vs. TSU 10/21/94	Largest Home Attendance.....	1,206
Assists.....	88 vs. Murray State 10/15/99		vs. SIU 9/21/14
Service Aces.....	17 vs. TTU 9/24/94	Largest Away Attendance.....	1,789
Digs.....	153 vs. EIU 9/30/97		at Stanford (NCAA Tourney) 12/4/98
Block Solo.....	11 at UTM 10/9/91		
Total Blocks.....	19 vs. Morehead 11/18/95		

## / INDIVIDUAL MATCH RECORDS

Kills.....	36 by Krista Haukap vs. North Carolina (NCAA Tourney), 11/30/00
Total Attacks.....	83 by Krista Haukap at Murray State, 10/15/99
Hitting Pct.....	1.000 by Jackie Dewort vs. Tennessee State, 10/10/98
Assists.....	82 by Tuba Meto at Murray State, 11/5/96
Service Aces.....	8 by Ceylan Tokcan vs. Arkansas-Little Rock, 11/11/94
Digs.....	43 by Kelly Benecka at Tennessee State, 10/2/10
Block Solo.....	7 by Erin Willrich at Tennessee Tech, 11/2/96
Block Assists.....	11 by Angie Aschoff vs. Loyola Marymount, 12/2/99
Total Blocks.....	12 by Taylor Masterson vs. Saint Louis, 10/16/13
	12 by Emily Coon at Murray State, 11/12/12
	12 by Angie Aschoff vs. Loyola Marymount, 12/2/99
	12 by Erin Willrich vs. Morehead, 11/18/95/ vs. Valparaiso, 11/29/96





# RECORDS

## / 25-POINT RALLY

YEAR	SP	K	E	TA	PCT	A	SA	SE	RE	DIG	BS	BA	TB	BE	BHE	PTS
2008	98	1253	<b>497</b>	3739	.202	1164	98	<b>95</b>	<b>106</b>	1702	56	208	160	60	27	1511
2009	115	1434	601	4665	.179	1346	116	148	115	2219	20	317	178.5	55	45	1728.5
2010	112	1228	686	4447	.122	1142	95	121	123	2086	32	299	181.5	44	27	1504.5
2011	132	1588	709	3917	<b>.224</b>	389	127	142	177	2157	62	361	242.5	39	44	1957.5
2012	<b>134</b>	<b>1682</b>	646	<b>5214</b>	.199	<b>1572</b>	<b>158</b>	142	145	<b>2392</b>	85	<b>423</b>	<b>296.5</b>	49	27	<b>2136.5</b>
2013	132	1476	584	4747	.188	1379	149	166	160	2107	<b>136</b>	360	316	62	50	1941
2014	116	1370	565	4044	.199	1275	118	177	183	1734	102	310	257	44	45	1745
2015	115	1355	549	4162	.194	1264	134	136	174	1841	68	321	228.5	<b>33</b>	55	1717.5
2016	114	1414	694	4348	.166	1319	126	137	151	1921	91	188	185	34	51	1725
2017	118	1363	581	3930	.199	1268	146	147	173	1708	62	415	269.5	47	68	1778.5
2018	112	1385	578	4019	.201	1293	151	223	160	1771	35	362	216.0	38	<b>16</b>	1752
TOTALS	1298	14118	6690	43798	.170	13168	1418	1634	1667	19696	749	3564	2531.0	505	455	19497

## / 30-POINT RALLY

YEAR	G	K	E	TA	PCT	A	SA	SE	RE	DIG	BS	BA	TB	BE	BHE
2000	108	1855	664	4502	<b>.265</b>	1643	180	232	126	1821	47	275	184.5	54	70
2001	74	1109	472	2996	.213	976	131	164	129	1098	32	224	144	33	<b>35</b>
2002	113	1832	697	4909	.231	1666	<b>193</b>	212	177	2064	63	325	225.5	<b>30</b>	51
2003	108	1583	669	4573	.200	1389	178	191	163	1791	56	296	204	55	48
2004	103	1410	692	4493	.160	1271	159	169	142	1882	56	295	203.5	51	65
2005	122	1759	747	5163	.196	1593	182	<b>255</b>	<b>1160</b>	2194	51	339	220.5	63	70
2006	122	1828	<b>856</b>	5405	.180	1662	145	216	183	<b>2360</b>	<b>65</b>	355	242.5	60	58
2007	<b>128</b>	<b>1927</b>	820	<b>5527</b>	.200	<b>1753</b>	168	198	190	2336	53	<b>418</b>	<b>262</b>	77	64
TOTALS	<b>878</b>	<b>13303</b>	<b>5617</b>	<b>37568</b>	<b>.205</b>	<b>11953</b>	<b>1336</b>	<b>1637</b>	<b>2270</b>	<b>15546</b>	<b>423</b>	<b>2527</b>	<b>1686.5</b>	<b>423</b>	<b>461</b>

#LETSSOAR





# 25 POINT

## / SINGLE-SEASON RECORDS / 2008-PRES.

### KILLS

1. 484 Krissa Gearing.....2016
2. 422 Colleen Yarber.....2012
3. 398 Colleen Yarber.....2013
4. 346 Emily Hughes.....2009
5. 342 Krissa Gearing.....2017
6. 329 Emily Coon.....2013
7. 328 Brittney Kalinoski.....2011
8. 324 Emily Coon.....2012
9. 314 Andrea Baylin.....2014
10. 313 Claire Keaton.....2008

### ASSISTS

1. 1345 Julie Shives.....2012
2. 1189 Julie Shives.....2011
3. 1125 Julie Shives.....2013
4. **1104 Claire Ochs.....2018**
5. 942 Julie Shives.....2010
6. 927 Katarina Rotta.....2014
7. 785 Sarah Barth.....2008
8. 696 Katarina Rotta.....2016
- 696 Katarina Rotta.....2015
10. 581 Sarah Barth.....2009

### ATTACK ATTEMPTS

1. 1472 Colleen Yarber.....2013
2. 1440 Krissa Gearing.....2016
3. 1414 Colleen Yarber.....2012
4. 1157 Brittney Kalinoski.....2012
5. 1108 Andrea Baylin.....2014
6. 1077 Andrea Baylin.....2013
7. 1057 Claire Keaton.....2010
8. 1048 Krissa Gearing.....2017
9. 1019 Brittney Kalinoski.....2011
10. **973 Laney Malloy.....2018**

### HITTING PERCENTAGE

(MIN. 100 ATTEMPTS)

1. .370 Nzingha Clarke (532).....2017
2. .351 Taylor Masterson (615).....2014
3. .324 Julie Shives (380).....2011
4. .323 Nzingha Clarke (688).....2015
5. .313 Emily Coon (769).....2013
6. **.305 Claire Ochs (203).....2018**
7. .301 Emily Coon (652).....2011
8. .296 Julie Shives (179).....2013
9. .294 Nzingha Clarke (684).....2016
- .294 Kelsey Keeves (487).....2014

### DIGS

1. 625 Berkley Idel.....2012
2. 599 Molly Davis.....2009
3. 583 Kelly Benacka.....2010
4. 581 Berkley Idel.....2013
5. 525 Jade Mortimer.....2016
6. 447 Molly Davis.....2008
7. 445 Jade Mortimer.....2015
8. 410 Andrea Baylin.....2013
9. 399 Colleen Yarber.....2012
10. **395 Ally Dion.....2018**

### SERVICE ACES

1. 36 Ally Dion.....2017
2. 34 Jade Mortimer.....2013
3. **33 Claire Ochs.....2018**
- 33 Ally Dion.....2018**
5. 31 Colleen Yarber.....2012
6. 30 Colleen Yarber.....2013
7. 29 Berkley Idel.....2012
8. 27 Andrea Baylin.....2013
- 27 Berkley Idel.....2013
10. 25 Krissa Gearing.....2014

### BLOCKS SOLO

1. 49 Taylor Masterson.....2013
2. 48 Taylor Masterson.....2014
3. 38 Nzingha Clarke.....2016
4. 36 Emily Coon.....2012
5. 35 Emily Coon.....2013
6. 34 Emily Coon.....2011
7. 31 Nzingha Clarke.....2014
8. 30 Nzingha Clarke.....2017
9. 27 Taylor Masterson.....2012
10. 26 Nzingha Clarke.....2015

### BLOCK ASSISTS

1. 115 Nzingha Clarke.....2017
2. 114 Emily Coon.....2012
3. 107 Emily Coon.....2011
4. 95 Taylor Masterson.....2012
- 95 Nzingha Clarke.....2015
6. **92 Maggie Adams.....2018**
7. 90 Kelsey Keeve.....2012
8. 90 Taylor Masterson.....2013
9. 83 Emily Coon.....2013
10. 80 Nzingha Clarke.....2014

### TOTAL BLOCKS

1. 150 Emily Coon.....2012
2. 145 Nzingha Clarke.....2017
3. 141 Emily Coon.....2011
4. 139 Taylor Masterson.....2013
5. 122 Taylor Masterson.....2012
6. 118 Emily Coon.....2013
7. 118 Taylor Masterson.....2014
8. 121 Nzingha Clarke.....2015
9. 111 Nzingha Clarke.....2014
10. **105 Maggie Adams.....2018**



# RALLY SCORING

## / CAREER RECORDS / 2008-PRESENT

### KILLS

1.	1309	Krissa Gearing.....	2014-17
2.	1109	Emily Coon.....	2010-13
3.	1043	Colleen Yarber.....	2010-13
4.	987	Karleigh Delong.....	2006-09*
5.	.969	Claire Keaton.....	2007-10*
6.	966	Nzingha Clarke.....	2014-17
7.	796	Taylor Masterson.....	2012-15
8.	792	Emily Hughes.....	2007-10*
9.	721	Andrea Baylin.....	2013-14
10.	713	Brittney Kalinoski.....	2009-12

### ASSISTS

1.	3530	Julie Shives.....	2010-13
2.	2846	Sarah Barth.....	2006-09*
3.	2430	Katarina Rotta.....	2013-16
4.	<b>1104</b>	<b>Claire Ochs.....</b>	<b>2018-Pres.</b>
5.	1072	Keegan Fornoff.....	2015-2018
6.	730	Allie Henkelman.....	2014, 17
7.	595	Kelly Benacka.....	2008-10
8.	553	Alyssa Ashton.....	2005-08*
9.	354	Rachel Poole.....	2016
10.	222	Karleigh Delong.....	2006-09*
11.	206	Jade Mortimer.....	2013-16

### ATTACK ATTEMPTS

1.	4095	Krissa Gearing.....	2014-17
2.	3663	Colleen Yarber.....	2010-13
3.	3127	Claire Keaton.....	2007-10*
4.	3104	Karleigh Delong.....	2006-09*
5.	2649	Emily Coon.....	2010-13
6.	2509	Brittney Kalinoski.....	2009-12
7.	2235	Nzingha Clarke.....	2014-17
8.	2208	Emily Hughes.....	2007-10*
9.	2185	Andrea Baylin.....	2013-14
10.	2135	Karlee Lursen.....	2009-12

### HITTING PERCENTAGE

(MIN. 400 ATTEMPTS)

1.	.315	Nzingha Clarke (2235).....	2014-17
2.	.277	Emily Coon (2649).....	2010-13
	.277	Taylor Masterson (1978).....	2012-15
4.	.258	Julie Shives (1219).....	2010-13
5.	.239	Emily Hughes (2208).....	2007-10*
	.239	Madalyn Werths (1264).....	2013-15
7.	.236	Haley Bilbruck (1103).....	2017-18
8.	.225	Kelsey Keeves (1744).....	2011-14
9.	<b>.213</b>	<b>Annie Wehrheim (601) 2017-Pres.</b>	
10.	.211	Jessica McElderry (431).....	2014-17

### DIGS

1.	2223	Molly Davis.....	2006-09*
2.	1534	Berkley Idel.....	2010-13
3.	1509	Jade Mortimer.....	2013-16
4.	1358	Julie Shives.....	2010-13
5.	1207	Krissa Gearing.....	2014-17
6.	1119	Andrea Baylin.....	2010-14
7.	982	Colleen Yarber.....	2010-13
8.	951	Claire Keaton.....	2007-10*
9.	830	Kelly Benacka.....	2008-10
10.	823	Karleigh Delong.....	2006-09*

### SERVICE ACES

1.	93	Jade Mortimer.....	2013-16
2.	87	Julie Shives.....	2010-13
3.	86	Krissa Gearing.....	2014-17
4.	78	Berkley Idel.....	2010-13
5.	75	Molly Davis.....	2006-09*
6.	75	Karleigh Delong.....	2006-09*
7.	71	Andrea Baylin.....	2010-14
8.	<b>69</b>	<b>Ally Dion.....</b>	<b>2017-Pres.</b>
9.	61	Colleen Yarber.....	2010-13
10.	60	Katarina Rotta.....	2013-16

### BLOCKS SOLO

1.	125	Taylor Masterson.....	2012-15
	125	Nzingha Clarke.....	2014-17
3.	117	Emily Coon.....	2010-13
4.	75	Holly Reynolds.....	2010-11
5.	69	Alyssa Ashton.....	2005-08*
6.	<b>35</b>	<b>Krista Berns.....</b>	<b>2016-Pres.</b>
7.	33	Jessica McElderry.....	2014-17
	33	Kelsey Keeves.....	2011-14
9.	29	Emily Hughes.....	2008-10
10.	26	Andrea Baylin.....	2010-14

### BLOCK ASSISTS

1.	372	Emily Coon.....	2010-13
2.	336	Nzingha Clarke.....	2014-17
3.	287	Taylor Masterson.....	2012-15
4.	245	Kelsey Keeves.....	2011-14
5.	230	Emily Hughes.....	2008-10
6.	<b>198</b>	<b>Krista Berns.....</b>	<b>2016-Pres.</b>
7.	170	Karleigh Delong.....	2006-09*
8.	141	Haley Bilbruck.....	2017-18
9.	137	Paige Dossey.....	2008-11
10.	122	Claire Keaton.....	2007-10*

### TOTAL BLOCKS

1.	489	Emily Coon.....	2010-13
2.	461	Nzingha Clarke.....	2014-17
3.	412	Taylor Masterson.....	2012-15
4.	278	Kelsey Keeves.....	2011-14
5.	259	Emily Hughes.....	2008-10
6.	<b>233</b>	<b>Krista Berns.....</b>	<b>2016-Pres.</b>
7.	191	Karleigh Delong.....	2006-09*
8.	155	Haley Bilbruck.....	2017-18
9.	149	Paige Dossey.....	2008-11
10.	141	Claire Keaton.....	2007-10

#LETSSOAR

\*-Some years were played in the 30-point Rally Scoring







# 30 POINT

## / SINGLE-SEASON RECORDS / 2000-2007

### KILLS

1.	581	Krista Haukap.....	2000
2.	565	Lea Beckemeyer.....	2000
3.	549	Jessica Koeper.....	2006
4.	493	Jessica Koeper.....	2005
5.	483	Sarah Frost.....	2003
6.	474	Bobbi Carlile.....	2002
7.	433	Karleigh Delong.....	2007
8.	418	Aubrey Dondlinger.....	2007
9.	413	Sarah Frost.....	2006
10.	408	Jessica Koeper.....	2004

### ASSISTS

1.	1453	Emily Scannell.....	2000
2.	1451	Emily Scannell.....	2002
3.	1317	Jamie Baumstark.....	2005
4.	1197	Sarah Barth.....	2007
5.	1162	Emily Scannell.....	2003
6.	1104	Jamie Baumstark.....	2004
7.	1022	Jamie Baumstark.....	2006
8.	845	Emily Scannell.....	2001
9.	288	Alyssa Ashton.....	2007
10.	283	Sarah Barth.....	2006

### ATTACK ATTEMPTS

1.	1566	Jessica Koeper.....	2006
2.	1382	Jessica Koeper.....	2004
3.	1346	Sarah Frost.....	2003
4.	1321	Krista Haukap.....	2000
5.	1301	Karleigh Delong.....	2006
6.	1293	Lea Beckemeyer.....	2000
7.	1284	Bobbi Carlile.....	2002
8.	1253	Suzanne Gundlach.....	2002
9.	1230	Jessica Koeper.....	2005
10.	1189	Aubrey Dondlinger.....	2007

### HITTING PERCENTAGE

#### MIN. 300 ATTEMPTS

1.	.321	Jessica Wilfong (368).....	2002
2.	.314	Krista Haukap (1321).....	2000
3.	.300	Jessica Houpt (550).....	2001
4.	.292	Lea Beckemeyer (1293).....	2000
5.	.272	Rachelle Knapp (674).....	2000
6.	.268	Jessica Houpt (474).....	2002
7.	.267	Emily Johnson (911).....	2002
8.	.239	Bobbi Carlile (1284).....	2002
	.239	Emily Johnson (507).....	2001
10.	.238	Emily Wahlman (374).....	2002

### DIGS

1.	637	Molly Davis.....	2007
2.	616	Lauren Scannell.....	2005
3.	540	Molly Davis.....	2006
4.	506	Lauren Scannell.....	2004
5.	486	Suzanne Gundlach.....	2001
6.	469	Jessica Koeper.....	2006
7.	422	Jessica Koeper.....	2005
8.	420	Jill Miller.....	2005
9.	400	Suzanne Gundlach.....	2002
10.	399	Emily Johnson.....	2002

### SERVICE ACES

1.	64	Jamie Baumstark.....	2005
2.	59	Jamie Baumstark.....	2004
3.	51	Jill Miller.....	2002
4.	51	Emily Scannell.....	2003
5.	44	Emily Scannell.....	2002
6.	40	Jamie Baumstark.....	2003
7.	39	Emily Scannell.....	2000
8.	36	Lea Beckemeyer.....	2000
9.	36	Emily Scannell.....	2001
10.	34	Jamie Baumstark.....	2006

### BLOCKS SOLO

1.	25	Brenna Schlader.....	2006
2.	23	Jessica Houpt.....	2002
3.	22	Emily Wahlman.....	2002
4.	21	Sarah Frost.....	2003
5.	20	Rachelle Knapp.....	2000
6.	20	Brenna Schlader.....	2005
7.	17	Brenna Schlader.....	2004
8.	16	Brenna Schlader.....	2007
	16	Hannah Weis.....	2006
	16	Jessica Wilfong.....	2004

### BLOCK ASSISTS

1.	106	Brenna Schlader.....	2007
2.	103	Brenna Schlader.....	2005
3.	95	Sarah Frost.....	2003
4.	91	Brittany Hastings.....	2007
5.	88	Brenna Schlader.....	2006
6.	85	Hannah Weis.....	2006
7.	79	Jessica Houpt.....	2002
8.	76	Emily Wahlman.....	2002
9.	73	Karleigh Delong.....	2007
10.	66	Jamie Baumstark.....	2004

### TOTAL BLOCKS

1.	123	Brenna Schlader.....	2005
2.	122	Brenna Schlader.....	2007
3.	116	Sarah Frost.....	2003
4.	113	Brenna Schlader.....	2006
5.	102	Jessica Houpt.....	2002
6.	101	Hannah Weis.....	2006
7.	98	Emily Wahlman.....	2002
8.	98	Emily Wahlman.....	2002
9.	86	Karleigh Delong.....	2007
10.	82	RachelleKnapp.....	2000



# RALLY SCORING

## / CAREER RECORDS / 2000-2007

### KILLS

1.	1450	Jessica Koeper.....	2004-06
2.	1093	Sarah Frost.....	2000-03
3.	976	Brenna Schlader.....	2004-07
4.	931	Brittany Hastings.....	2004-07
5.	809	Bobbi Carlile.....	2000-02
6.	717	Emily Johnson.....	2000-02
7.	714	Jill Miller.....	2002-05
8.	685	Jamie Baumstark.....	2003-06
9.	581	Krista Haukap.....	2000
10.	565	Lea Beckmeyer.....	2000

### ASSISTS

1.	4911	Emily Scannell.....	2000-03
2.	3493	Jamie Baumstark.....	2003-06
3.	2846	Sarah Barth.....	2006-07
4.	595	Kelly Benacka.....	2008-10
5.	553	Alyssa Ashton.....	2005-07
6.	222	Karleigh Delong.....	2006-07
7.	185	Molly Davis.....	2006-09
8.	163	Emily Johnson.....	2000-02
9.	154	Jill Miller.....	2002-05
10.	150	Jessica Koeper.....	2004-06

### ATTACK ATTEMPTS

1.	4178	Jessica Koeper.....	2004-06
2.	3127	Claire Keaton.....	2007-10
3.	3104	Karleigh Delong.....	2006-09
4.	3088	Sarah Frost.....	2000-03
5.	2882	Brittany Hastings.....	2004-07
6.	2519	Brenna Schlader.....	2004-07
7.	2323	Jill Miller.....	2002-05
8.	2208	Emily Hughes.....	2007-10
9.	2184	Bobbi Carlile.....	2000-02
10.	1906	Jamie Baumstark.....	2003-06

### HITTING PERCENTAGE

(MIN. 600 ATTEMPTS)

1.	.314	Krista Haukap (1321).....	2000
2.	.292	Lea Beckmeyer (1293).....	2000
3.	.285	Jessica Houpt (1024).....	2001-02
4.	.272	Rachelle Knapp (674).....	2000
5.	.261	Emily Johnson (1716).....	2000-02
6.	.234	Emily Wahlman (687).....	2000-02
7.	.231	Bobbi Carlile (2184).....	2000-02
8.	.219	Jessica Wilfong (950).....	2003-04
9.	.216	Jessica Koeper (4178).....	2004-06
10.	.214	Claire Keaton (734).....	2007

### DIGS

1.	2223	Molly Davis.....	2006-09
2.	1451	Jill Miller.....	2002-05
3.	1327	Suzanne Gundlach.....	2000-02
4.	1256	Jessica Koeper.....	2004-06
5.	1122	Lauren Scannell.....	2004-05
6.	997	Emily Scannell.....	2000-03
7.	951	Claire Keaton.....	2007-10
8.	920	Jamie Baumstark.....	2003-06
9.	830	Kelly Benacka.....	2007-10
10.	823	Karleigh Delong.....	2006-09

### SERVICE ACES

1.	197	Jamie Baumstark.....	2003-06
2.	172	Emily Scannell.....	2000-03
3.	119	Jill Miller.....	2002-05
4.	93	Claire Keaton.....	2007-10
5.	84	Lauren Scannell.....	2004-05
6.	75	Molly Davis.....	2006-09
7.	75	Karleigh Delong.....	2006-09
8.	58	Kelly Benacka.....	2008-10
9.	55	Bobbi Carlile.....	2000-02
10.	53	Sarah Frost.....	2000-03

### BLOCKS SOLO

1.	78	Brenna Schlader.....	2004-07
2.	35	Emily Wahlman.....	2000-02
3.	31	Sarah Frost.....	2000-03
4.	29	Jessica Houpt.....	2001-02
5.	29	Emily Hughes.....	2007-10
6.	25	Jessica Wilfong.....	2003-04
7.	22	Jamie Baumstark.....	2003-06
8.	21	Karleigh Delong.....	2006-09
9.	20	Rachelle Knapp.....	2000
10.	19	Claire Keaton.....	2007-10

### BLOCK ASSISTS

1.	360	Brenna Schlader.....	2004-07
2.	230	Emily Hughes.....	2007-10
3.	214	Jamie Baumstark.....	2003-06
4.	178	Brittany Hastings.....	2004-07
5.	171	Sarah Frost.....	2000-03
6.	170	Karleigh Delong.....	2006-09
7.	152	Emily Wahlman.....	2000-02
8.	146	Emily Johnson.....	2000-02
9.	130	Jessica Houpt.....	2001-02
10.	122	Claire Keaton.....	2007-10

### TOTAL BLOCKS

1.	438	Brenna Schlader.....	2004-07
2.	259	Emily Hughes.....	2007-10
3.	236	Jamie Baumstark.....	2003-06
4.	202	Sarah Frost.....	2000-03
5.	191	Karleigh Delong.....	2006-09
6.	187	Emily Wahlman.....	2000-02
7.	163	Emily Johnson.....	2000-02
8.	159	Jessica Houpt.....	2001-02
9.	141	Claire Keaton.....	2007-10
10.	138	Jessica Wilfong.....	2003-04

Records only include 2000-2007 season. Any career records prior are not included at this time.

#LETSSOAR



GOSOUTHEAST.COM



# COACHING

Year	Coach	Record	Pct.	Conf.	Pct.	Finish
1974	Marjorie Parker	7-3	.700	N/A	N/A	N/A
1975	Marjorie Parker	15-7	.682	N/A	N/A	N/A
1976	Donna Enlow	6-21	.222	N/A	N/A	N/A
1977	Donna Enlow	10-24	.294	N/A	N/A	N/A
1978	Kris Burns	8-27	.229	N/A	N/A	N/A
1979	Kris Burns	4-24	.059	N/A	N/A	N/A
1980	Kerri Harris	13-18-1	.406	N/A	N/A	N/A
1981	Kerri Harris	29-15-1	.644	N/A	N/A	N/A
1982	Lana Flynn (Richmond)	18-14-3	.537	1-9	.100	Sixth
1983	Lana Flynn (Richmond)	22-18-1	.537	10-5	.667	Third
1984	Lana Flynn (Richmond)	40-11	.784	9-3	.750	Third
1985	Lana Flynn (Richmond)	26-13	.667	4-3	.571	Fourth
1986	Lana Flynn (Richmond)	37-9	.804	5-2	.714	Third
1987	Lana Flynn (Richmond)	27-12	.692	4-4	.500	Fourth
1988	Lana Flynn (Richmond)	33-14	.702	7-3	.700	Third
1989	Cindy Gannon	31-21	.596	7-2	.778	Third
1990	Cindy Gannon	31-12	.721	9-2	.818	Third
1991	Cindy Gannon	20-17	.571	12-1	.923	First-tie
1992	Cindy Gannon	19-18	.514	11-5	.688	Third
1993	Cindy Gannon	28-11	.718	15-1	.938	First
1994	Cindy Gannon	27-14	.659	15-1	.938	First
1995	Cindy Gannon	24-12	.667	14-2	.875	First
1996	Cindy Gannon	28-8	.778	18-0	1.000	First
1997	Cindy Gannon	26-9	.743	15-3	.833	First
1998	Cindy Gannon	24-12	.667	13-5	.722	Third
1999	Cindy Gannon	28-6	.823	17-1	.944	First
2000	Cindy Gannon	23-9	.719	16-0	1.000	First
2001	Cindy Gannon	15-14	.517	10-6	.625	Fourth
2002	Cindy Gannon	20-12	.625	13-3	.825	Third
2003	Cindy Gannon	11-19	.367	10-6	.625	Third-tie
2004	Cindy Gannon	11-17	.393	9-7	.562	Fourth-tie
2005	Renata Nowacki (Heard)	16-16	.500	11-5	.687	Fifth
2006	Renata Nowacki (Heard)	16-18	.471	8-8	.500	Sixth
2007	Renata Nowacki (Heard)	20-12	.625	15-5	.750	First-tie
2008	Renata Nowacki (Heard)	13-14	.481	11-7	.611	Fifth
2009	Renata Nowacki (Heard)	13-17	.433	8-10	.444	Seventh
2010	Renata Nowacki (Heard)	7-22	.241	4-14	.222	Ninth
2011	Julie Yankus	14-19	.424	11-9	.550	Fourth
2012	Julie Yankus	21-13	.618	12-4	.750	Second
2013	Julie Yankus	17-16	.515	9-7	.562	Fourth
2014	Julie Yankus	11-20	.355	7-9	.438	Eighth
2015	Julie Yankus	10-20	.333	6-10	.375	Eighth
2016	Julie Yankus	7-23	.233	6-10	.375	Ninth
2017	Julie Yankus	11-20	.355	6-10	.375	Eighth
2018	Julie Yankus	16-14	.533	8-8	.500	Fifth
Overall Record		853-685-6	.553			
OVC Record				310-157	.664	
Division I Record (1991-present)		496-422	.540			
Joined OVC in 1991						





# HISTORY



## / 16 YEARS OF COACHING EXCELLENCE

**C**indy Gannon has been a part of the Southeast Missouri athletics staff for over 25 years, transitioning from a successful coaching career to Southeast's Senior Associate Athletic Director/Senior Woman's Administrator.

Before becoming Senior Associate Athletic Director, Gannon coached the Redhawks' volleyball program for 16 seasons, winning a program-record 366 matches, eight Ohio Valley Conference regular season titles, and five OVC Tournament Championships. Gannon garnered OVC Coach of the Year four times throughout her career (1993, '95, '96, '99). Gannon mentored five OVC Players of the Year and one Freshman of the Year. In all, 51 of Gannon's players earned All-OVC honors during her 16-year tenure.

Academically, Southeast Missouri earned seven American Volleyball Coaches Association (AVCA) Academic Honors under Gannon. Individually, Southeast featured two CoSIDA Academic All-Americans and three Academic All-District honorees.

Gannon moved to Southeast's administration in 2005 and has served as the Redhawks Director of Athletics on an interim basis in 2007-08 and 2011-12.

In 2018, Gannon retired from SEMO after serving as the sport administrator for the Southeast volleyball, soccer, softball, tennis, track, and gymnastics programs. She also oversaw event management and sports information and was responsible for the athletic department's equity and diversity programs and departmental policies and procedures.

During her time at Southeast, Gannon founded and served as director for the Annual Walk for Women's Athletics, an event that provides scholarship funds for the Redhawks Legacy program. The event was changed to the Cindy Gannon Walk for Women in 2017.





# POSTSEASON HONORS

## OVC Regular-Season Champions

1991  
1993  
1994  
1995  
1996  
1997  
1999  
2000  
2007

## OVC Tournament Champions

1994  
1996  
1998  
1999  
2000

## Coach of the Year

1993 Cindy Gannon  
1995 Cindy Gannon  
1996 Cindy Gannon  
1999 Cindy Gannon  
2007 Renata Nowacki

## Player of the Year

1993 Pam Kirsch  
1996 Tuba Meto  
1997 Tuba Meto  
1999 Amy Henken  
2000 Krista Haukap

## Freshman of the Year

2000 Emily Scannell

## First-Team All-OVC

1991 Janet Bucheit  
1992 Pam Kirsch  
Sandy Seiler  
1993 Tracie Gordon  
Pam Kirsch  
Ceylan Tokcan  
1994 Ceylan Tokcan  
1995 Leanne Huffman  
Tuba Meto  
1996 Tuba Meto  
Theresa Sebacher  
Erin Willrich  
1997 Jackie Derwort  
Tuba Meto  
1998 Angie Aschoff  
1999 Angie Aschoff  
Krista Haukap  
Amy Henken  
2000 Lea Beckenmeyer  
Krista Haukap  
2002 Emily Johnson  
Emily Scannell  
2003 Emily Scannell  
2005 Jessica Koeper  
2006 Jessica Koeper  
2007 Karleigh DeLong  
2008 Aubrey Dondlinger  
2009 Karleigh DeLong  
2011 Emily Coon  
2012 Emily Coon  
Colleen Yarber  
2013 Emily Coon  
2014 Taylor Masterson  
2015 Nzingha Clarke  
2016 Krissa Gearing  
2017 Nzingha Clarke  
Krissa Gearing

\*OVC stopped splitting teams in 2010 and continued the split in 2016.

## Second-Team All-OVC

1991 Sandy Seiler  
1992 Tracie Gordon  
1994 Tracie Gordon  
Ami Mitchell  
1995 Theresa Sebacher  
1996 Leanne Huffman  
1997 Angie Aschoff  
1998 Jackie Derwort  
Krista Haukap  
Amy Henken  
1999 Lea Beckenmeyer  
2000 Rachelle Knapp  
2001 Jessica Houpt  
Bobbi Carlile  
Emily Scannell  
2002 Bobbi Carlile  
2003 Suzanne Gundlach  
2004 Jessica Koeper  
2005 Jamie Baumstark  
2008 Claire Keaton  
2016 Nzingha Clarke  
2018 Haley Bilbruck  
Annie Wehrheim

## Honorable Mention

1995 Susie Thompson

## All-Freshman/ All-Newcomer Team

1991 Tracie Gordon  
1992 Yvette Luyten  
1994 Theresa Sebacher  
1995 Cathy Pritchard  
1996 Angie Aschoff  
1997 Krista Haukap  
1998 Amy Henken  
1999 Emily Johnson  
2000 Emily Scannell  
2001 Jessica Houpt  
2002 Jill Miller  
2003 Jessica Wilfong  
2007 Aubrey Dondlinger  
2010 Emily Coon  
2012 Taylor Masterson  
2014 Nzingha Clarke



# OVC PLAYER OF THE WEEK

## 1991

9/24 Sandy Seiler  
10/22 Janet Bucheit  
10/29 Janet Bucheit  
11/5 Janet Bucheit  
11/19 Nancy Scheller

## 1992

9/9 Pam Kirsch  
9/22 Pam Kirsch  
10/27 Pam Kirsch  
11/3 Pam Kirsch  
11/17 Pam Kirsch  
**Freshman**  
10/13 Yvette Luyten  
11/3 Yvette Luyten  
11/17 Yvette Luyten

## 1993

9/6 Pam Kirsch  
9/20 Ceylan Tokcan  
10/11 Pam Kirsch  
10/25 Ceylan Tokcan  
11/15 Pam Kirsch  
**Freshman**  
10/11 Ceylan Tokcan  
11/1 Ceylan Tokcan  
11/15 Ceylan Tokcan

## 1994

9/6 Ceylan Tokcan  
10/3 Ceylan Tokcan  
11/14 Ceylan Tokcan  
**Freshman**  
9/26 Tuba Meto

## 1995

10/2 Erin Willrich  
11/6 Tuba Meto  
11/14 Erin Willrich  
**Freshman**  
10/16 Cathy Prichard  
10/30 Cathy Prichard

## 1996

10/7 Theresa Sebacher  
10/14 Tuba Meto  
11/11 Tuba Meto  
**Freshman**  
9/30 Angie Aschoff  
10/21 Angie Aschoff

## 1997

**Offensive**  
9/15 Tuba Meto  
10/6 Tuba Meto  
10/27 Jackie Derwort  
**Defensive**  
10/6 Jackie Derwort  
11/17 Jackie Derwort  
**Freshman**  
9/15 Krista Haukap  
9/22 Krista Haukap

## 1998

**Offensive**  
9/21 Jackie Derwort  
9/28 Angie Aschoff  
10/12 Jackie Derwort  
10/19 Angie Aschoff  
**Defensive**  
11/6 Jackie Dewort

## 1999

**Offensive**  
9/13 Amy Henken  
9/20 Krista Haukap  
10/18 Amy Henken  
10/25 Lea Beckemeyer  
11/1 Angie Aschoff  
**Defensive**  
10/11 Kristen Campbell  
10/18 Angie Aschoff  
11/1 Krista Haukap  
11/15 Angie Aschoff  
**Freshman**  
10/25 Emily Johnson

## 2000

**Offensive**  
9/18 Lea Beckemeyer  
10/9 Krista Haukap  
10/16 Krista Haukap  
**Defensive**  
10/16 Lea Beckemeyer  
10/23 Emily Johnson  
**Freshman**  
9/18 Emily Scannell

## 2001

**Offensive**  
9/24 Bobbi Carlile

## 2002

9/9 Emily Scannell  
10/14 Emily Johnson  
10/21 Emily Scannell  
11/11 Emily Johnson

## 2003

**Offensive**  
10/27 Emily Scannell  
**Defensive**  
11/10 Jill Miller

## 2004

**Defensive**  
11/15 Lauren Scannell

## 2005

**Offensive**  
8/29 Jamie Baumstark  
10/24 Jessica Koeper  
11/7 Jamie Baumstark  
**Defensive**  
10/3 Lauren Scannell

## 2006

**Offensive**  
9/11 Jessica Koeper  
9/25 Jessica Koeper

## 2007

**Offensive**  
10/1 Karleigh DeLong  
  
2008  
**Offensive**  
9/15 Claire Keaton  
10/27 Aubrey Dondlinger

## **Defensive**

9/15 Molly Davis  
**Setter**  
9/15 Alyssa Aston  
11/3 Sarah Barth  
11/17 Sarah Barth

## 2009

**Offensive**  
8/31 Emily Hughes  
10/19 Emily Hughes  
11/2 Karleigh DeLong  
**Defensive**  
9/14 Molly Davis  
9/21 Molly Davis  
9/28 Molly Davis  
**Setter**  
8/31 Sarah Barth  
11/2 Sarah Barth

## 2009

**Offensive**  
8/31 Emily Hughes

## 2010

**Setter**  
8/30 Julie Shives

## 2012

**Offensive**  
9/17 Taylor Masterson  
**Setter**  
9/3 Julie Shives

## 2013

**Offensive**  
9/2 Emily Coon  
11/11 Emily Coon  
11/18 Colleen Yarber  
**Defensive**  
10/7 Andrea Baylin

## 2014

**Setter**  
10/27 Katarina Rotta

## 2015

**Defensive**  
9/7 Jade Mortimer  
10/5 Jade Mortimer

## 2016

**Offensive**  
10/17 Krissa Gearing  
**Defensive**  
11/7 Jade Mortimer  
**Setter**  
10/3 Katarina Rotta

## 2018

**Offensive**  
11/5 Annie Wehrheim  
**Newcomer**  
9/10 Laney Malloy  
9/17 Claire Ochs  
11/5 Annie Wehrheim

#LETSSOAR



GOSOUTHEAST.COM





# TOURNAMENT HISTORY

## Record Year-by-Year

1991.....	1-1
1992.....	1-1
1993 .....	2-1
1994 (Champions) .....	3-0
1995.....	1-1
1996 (Champions) .....	3-0
1997.....	1-1
1998 (Champions).....	3-0
1999 (Champions) .....	2-0
2000 (Champions).....	2-0
2001.....	1-1
2002.....	2-1
2003.....	0-1
2004.....	0-1
2005.....	1-1
2006.....	2-1
2007.....	0-1
2008.....	0-1
2009.....	--
2010.....	--
2011.....	1-1
2012.....	1-1
2013.....	0-1
2014.....	0-1
2015.....	0-1
2016.....	--
2017.....	0-1
2018.....	0-1

## Record as Seed

(1998-pres.)

No. 1.....	4-0
No. 2.....	1-1
No. 3.....	5-3
No. 4.....	2-4
No. 5.....	1-2
No. 6.....	2-2
No. 7.....	N/A
No. 8.....	0-3

## Record vs. Opponent

Austin Peay.....	4-5
Belmont.....	0-1
Eastern Illinois.....	3-1
Eastern Kentucky.....	2-1
Jacksonville State.....	1-1
Middle Tennessee.....	2-0
Morehead State.....	3-4
Murray State.....	3-4
Tennessee State.....	3-0
Tennessee Tech.....	2-1
UT Martin.....	4-2

## Record by Location

(Since 1991)

Cape Girardeau, Mo.....	5-1
1997, 1999, 2000	
Charleston, Ill.....	4-1
1998, 2005	
Clarksville, Tenn.....	1-3
1992, 2017, 2018	
Cookeville, Tenn.....	1-2
1991, 2008	
Jacksonville, Ala.....	2-2
2006, 2007, 2009	
Martin, Tenn.....	3-2
2001, 2002	
Morehead, Ky.....	3-5
1995, 2003, 2010, 2011, 2012, 2013	
Murray, Ky.....	3-2
1996, 2014, 2015, 2016	
Murfreesboro, Tenn.....	3-0
1994	
Richmond, Ky.....	2-2
1993, 2004	

*Italics indicates Southeast did not qualify that season.*

## All-Tournament Team

1991	Tracie Gordon
1992	Sandy Seiler
1993	Tracie Gordon
	Pam Kirsch
	Ceylan Tokan
1994	Tracie Gordon*
	Ceylan Tokan
1995	Theresa Sebacher
1996	Tuba Meto*
	Theresa Sebacher
	Susie Thompson
1997	Jackie Derwort
1998	Jackie Derwort*
	Amy Henken
	Krista Haukap
1999	Krista Haukap*
	Amy Henken
2000	Lea Beckemeyer*
	Krista Haukap
	Emily Scannell
2001	Emily Johnson
2002	Bobbi Carlile
	Emily Scannell
2006	Jamie Baumstark
	Jessica Koeper
2011	Emily Coon
2012	Colleen Yarber

\* OVC Tournament MVP



# ACADEMIC ACHIEVEMENT



## CoSIDA Academic All-America

### First Team

2009 - Molly Davis

### Third Team

1993 - Pam Kirsch  
2000 - Krista Haukap  
2008 - Molly Davis  
2011 - Paige Dosey

## CoSIDA Academic All-District

### First Team

1992 - Pam Kirsch  
1993 - Pam Kirsch  
2000 - Krista Haukap  
2008 - Molly Davis  
2009 - Molly Davis  
2011 - Paige Dosey

### Second Team

2010 - Paige Dosey



## AVCA All-Region Team

### 1996

Tuba Meto  
Theresa Sebacher

### 1997

Tuba Meto

### 1999

Angie Aschoff  
Krista Haukap

### 2000

Lea Beckemeyer  
Krista Haukap

### 2002

Emily Scannell

### 2007

Karleigh DeLong

## AVCA Team Academic Award

1997-98  
1998-99  
1999-00  
2001-02  
2002-03  
2003-04  
2004-05  
2007-08  
2008-09  
2009-10  
2010-11  
2011-12  
2012-13  
2013-14  
2014-15  
2015-16  
2016-17  
2017-18



## OVC Athlete of the Year

1994 - Pam Kirsch

## OVC Medal of Honor Recipients

1996-97	Mandy Edington Cathy Pritchard
1997-98	Mandy Edington Cathy Pritchard
1998-99	Jackie Derwort Mandy Edington
1999-00	Jackie Haines
2000-01	Suzanne Gundlach
2001-02	Emily Wahlman
2002-03	Emily Wahlman
2006-07	Molly Davis
2007-08	Molly Davis
2008-09	Alyssa Aston Molly Davis Paige Dossey
2009-10	Molly Davis Paige Dossey
2010-11	Paige Dossey
2011-12	Paige Dossey
2012-13	Samantha Lowman Meredith Stranges
2014-15	Meredith Stranges Andrea Baylin Jessica Lambert Katarina Rotta
2015-16	Meredith Stranges Jessica Lambert Haley Roberts Katarina Rotta
2016-17	Madalyn Werths Jessica Lambert Marie Less Jade Mortimer
2017-18	Marie Less
2018-19	Keegan Fornoff Madeline Grimm

#LETSSOAR



# SEMO HALL




**PAM KIRSCH, 1990-93**



Kirsch was the first Southeast student-athlete to be named Ohio Valley Conference Female Athlete of the Year. She was a GTE Academic All-American in 1993 and was First-Team All-OVC in both 1992 and 1993.

**TUBA METO, 1994-97**



The starting setter for Southeast from 1995-1997, Meto led the Redhawks to a record of 105-43 during the span including a 62-6 record in OVC play. Southeast won the OVC title in each of her four seasons and made two NCAA Tournament appearances. She was the OVC Player of the Year in 1996 and 1997 and continues to play professionally in Turkey. She holds a spot in seven different Top-10 categories, including assists, and digs. She holds the All-Time assists record in a match with 82.

**KRISTA HAUKAP, 1997-2000**



Krista Haukap was inducted into the Southeast Missouri State Hall of Fame in 2010 after a dominate career in the late 90's. She recorded 36 kills against North Carolina in the NCAA Tournament, which is a Redhawk record. She owns the top spot in kills and total attempts in a career with 2,070 and 4,921, respectively. Uncoincidentally, the Redhawks went undefeated in the OVC in 2000, and had the winningest season in school history during her tenure.

**LEA BECKEMEYER, 1998-2000**



Lea Nenninger (Beckemeyer) garnered second-team all-conference accolades in 1999 and claimed first-team all-conference and OVC Tournament MVP honors in 2000. She was also earned AVCA All-Region accolades as a senior. Beckemeyer finished her career ranked sixth all-time in kills (1,405) and seventh in attack attempts (3,452). She was named OVC Player of the Week on three occasions. Beckemeyer led Southeast's 2000 volleyball team to an OVC Tournament title and berth in the NCAA Tournament, the only team in program history to reach the second round of an NCAA Tournament. The 2000 volleyball team was inducted into the Southeast Athletics Hall of Fame in 2014.





# OF FAME

## 1996 VOLLEYBALL TEAM



Front Row (L-R): Mandy Edgington, Nicole Gonzalez, Cathy Prichard, Tuba Meto, Susie Thompson, Tami Vaillancourt.  
Back Row (L-R): Leanne Huffman, Donya Hill, Erin Willrich, Theresa Sebacher, Jackie Derwort, Angie Aschoff, .  
Not Pictured: Head Coach Cindy Gannon, Assistant Coach Eunice Thomas, Manager Jo Adcock.

The 1996 volleyball team was the first to go undefeated in conference play in the program's history. The team went 28-8 overall and a perfect 18-0 en route to its fourth-straight OVC championship. Southeast head coach Cindy Gannon was named OVC Coach of the Year and setter Tuba Meto was the league's Player of the Year. Four others, including Leanne Huffman, Theresa Sebacher, Erin Willrich and Angie Ashoff earned All-OVC honors. Southeast hosted Valparaiso in the NCAA play-in game and secured its first NCAA Tournament berth with a 3-1 win. Southeast later ended its season with a 3-0 loss at USC in the first round of the tournament. Southeast set seven team records which still stand today. Susie Thompson, Huffman and Sebacher all finished their careers with over 1,000 kills, marking the first time in NCAA history that had been done.

## 2000 VOLLEYBALL TEAM

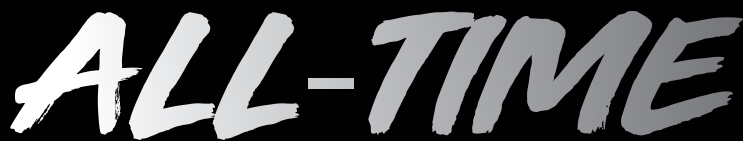


Front Row (L-R): Mandy Edgington, Nicole Gonzalez, Cathy Prichard, Tuba Meto, Susie Thompson, Tami Vaillancourt.  
Back Row (L-R): Leanne Huffman, Donya Hill, Erin Willrich, Theresa Sebacher, Jackie Derwort, Angie Aschoff, .  
Not Pictured: Head Coach Cindy Gannon, Assistant Coach Eunice Thomas, Manager Jo Adcock.

After going undefeated (16-0) in Ohio Valley Conference play, the 2000 Volleyball Team won the OVC Tournament Championship to earn a berth in the NCAA Tournament. The 2000 team is the only team in Southeast volleyball history to advance to the second round of the NCAA Tournament. Southeast defeated North Carolina in five sets in the first round, but fell at Florida in the second round. That season, Southeast earned multiple conference honors, including Player-of-the-Year (Krista Haukap), Rookie-of-the-Year (Emily Scannell), OVC Tournament MVP (Lea Beckmeyer), three All-Tournament Team selections, two First-Team All-OVC picks, one Second-Team All-OVC honoree and one All-Freshman/Newcomer team accolade. On Nov. 30, 2000 against North Carolina in the first round of the NCAA Tournament, Haukap had 36 kills in the match, a record that still stands today. She holds the record for career kills (2,070) and total attempts (4,921), while Beckmeyer is sixth in career kills (1,405) and total attacks (3,452).

#LETSSOAR



70 **2019 MEDIA GUIDE**

# SERIES RESULTS

	Christian Brothers (4-0)				1987	H	L, 0-2	2008	Oct. 23	H	W, 3-2	2011	Oct. 14	H	W, 3-1	Florida Southern (0-4)					
1981	Oct. 30	N	W, 2-0	1988	H	W, 3-2		Oct. 2	A	W, 3-0		Nov. 5	A	W, 3-1							
1985			W, 2-1				2009	Oct. 31	A	W, 3-0		Nov. 17	N	W, 3-1							
			W, 2-0	Duquesne (0-1)				Nov. 13	A	L, 2-3	2012	Oct. 20		L, 2-3	1987	H	L, 1-3				
1986			W, 2-0					Oct. 22	H	L, 0-3	2013	Oct. 24	H	W, 3-2	1989	N	L, 0-3				
				2016	Sept. 10	N	L, 2-3	2010	Nov. 2	A	L, 0-3	2014	Oct. 10	A	L, 1-3		N	L, 0-3			
	Cincinnati (0-1)				East Carolina (2-0)				Sept. 16	A	W, 3-0	2015	Oct. 9	H	W, 3-1	1990	Oct. 14	A	L, 2-3		
1997	Sept. 6	N	L, 1-3					Oct. 4	H	W, 3-1	2016	Oct. 21	A	L, 2-3	Florida State (0-1)						
				1999	Sept. 10		W, 3-0	2012	Sept. 21		W, 3-1	2017	Oct. 21	H				L, 0-3			
				2012	Aug. 31		W, 3-0	2013	Oct. 27		L, 2-3	2018	Oct. 12	A				W, 3-0	2000	Sept. 8	
	The Citadel (2-0)				East Central CC (1-0)				Sept. 27	H	W, 3-2	Eastern Michigan (0-1)				Florissant Valley CC (2-3)					
2014	Sept. 11	N	W, 3-0					Nov. 2	A	L, 1-3		Sept. 6	N	L, 2-3							
2015	Sept. 5	N	W, 3-2					Oct. 18	H	W, 3-2	1991	Sept. 15	N	L, 0-3	1977				Oct. 7		L, 0-2
				1977	Oct. 15		W, 2-1	2014	Oct. 31	A	W, 3-2	2017			L, 0-3		Oct. 22		L, 0-2		
	Clemson (0-1)				East Montana (1-0)				Oct. 17	A	L, 2-3	Eastern Washington (0-1)				1978	Oct. 9		L, 0-3		
2009	Sept. 12	N	L, 0-3					Oct. 30	H	W, 3-2					1980			W, 2-0			
								Nov. 5	A	W, 3-0	1995	Sept. 17	A	L, 0-3	1981	Sept. 28		W, 3-0			
	Colorado (0-1)				East Tennessee State (2-1)				Sept. 30	H	W, 3-0	Elmhurst (1-0)				Fordham (1-0)					
2003	Aug. 29	N	L, 0-3					Nov. 5	A	L, 0-3				W, 2-1	2017				Aug. 25	N	L, 1-3
				1991	Nov. 8	A	L, 2-3	2018	Nov. 11	H	W, 3-2	1984									
	Colorado State (0-2)				Sept. 17	A	W, 3-0	Eastern Kentucky (37-9)				Evansville (17-6)				Fort Lewis (1-0)					
				1993	Sept. 13	N	W, 3-0		Sept. 28	A	W, 3-2										
1998	Sept. 26	N	L, 0-3					1991	Nov. 3	H	W, 3-1	1984			W, 2-1				2017	Aug. 25	N
1999	Sept. 4		L, 2-3																		
	Culver-Stockton (0-1)				Eastern Illinois (34-20-1)				Sept. 13	A	W, 3-1	1983			L, 1-3	1986			W, 3-0		
				1977	Sept. 10		L, 0-2		Oct. 19	A	L, 2-3	1984			W, 2-0	Fresno State (1-0)					
					Sept. 17		L, 0-3	1992	Oct. 2	A	L, 1-3	1985			W, 3-2						
1984			L, 1-2	1978	Oct. 20		L, 0-2	1993	Oct. 30	H	W, 3-0	1986			W, 3-1						
				1981	Oct. 16	A	T, 1-1	1994	Oct. 2	H	W, 3-1	1987			W, 3-0	2000	Sept. 23		W, 3-1		
	Dalton (0-1)				Sept. 21	N	L, 0-3		Oct. 29	A	W, 3-2	1987		H	W, 3-1	Gardner Webb (1-0)					
				1991	Sept. 21	N	L, 0-3		Oct. 1	A	W, 3-1	1988		A	W, 3-2						
				1994	Nov. 11	H	W, 3-2		Oct. 28	H	W, 3-1	1989			W, 3-1						
1981	Oct. 3	N	L, 1-2	1995	Oct. 21	A	L, 2-3	1995	Nov. 19	N	W, 3-2	1988		A	W, 3-1	2015	Sept. 4	A	W, 3-0		
				1996	Sept. 17		W, 3-1		Oct. 7	H	W, 3-1			H	W, 3-1	George Washington (1-1)					
					Oct. 22		W, 3-0	1996	Nov. 3	A	W, 3-0	1989		A	L, 2-3						
					Nov. 24		W, 3-1		Oct. 4		W, 3-1			H	W, 3-2						
				1997	Sept. 30	H	W, 3-2	1997	Nov. 16		W, 3-1	1990	Oct. 5	A	W, 3-1	1997	Sept. 12	N	W, 3-1		
1978	Oct. 6		L, 0-2		Nov. 4	A	W, 3-0		Sept. 27	H	W, 3-0	1991	Sept. 20	A	L, 2-3	1999	Sept. 5		L, 2-3		
1994	Sept. 9	N	L, 2-3		Nov. 22	H	L, 1-3	1998	Nov. 14	A	W, 3-0		Oct. 15	H	W, 3-0	Georgia (0-1)					
				1998	Sept. 22	H	L, 0-3		Sept. 13	A	W, 3-0	1992	Nov. 13	H	W, 3-0						
					Oct. 22	A	L, 1-3	1999	Oct. 2	H	W, 3-0	1993	Oct. 14	H	W, 3-0						
					Nov. 21	N	W, 3-0		Oct. 1		W, 3-0	2000	Oct. 9	H	W, 3-1	1996	Sept. 13		L, 1-3		
1983			L, 0-2						Oct. 30		W, 3-0	2009	Aug. 29	N	L, 1-3	Georgia State (0-1)					
2001	Sept. 8	N	L, 0-3	1999	Oct. 12		W, 3-1	2000	Oct. 7	H	W, 3-0	2011	Sept. 9	A	L, 2-3						
2003	Sept. 13	N	L, 0-3		Nov. 9		W, 3-0		Nov. 3	A	W, 3-0	2012	Sept. 8		W, 3-0						
2015	Sept. 19	N	L, 2-3	2000	Sept. 20		W, 3-0	2001	Sept. 21	H	W, 3-2	2016	Sept. 5	A	L, 2-3	2011	Aug. 26	N	L, 0-3		
					Oct. 12	A	W, 3-1	2002	Sept. 20	H	W, 3-0	2017	Sept. 2	H	W, 3-2	Georgia Tech (0-1)					
				2001	Oct. 10	H	L, 1-3		Oct. 7	H	W, 3-0	2018	Aug. 28	A	W, 3-0						
				2002	Oct. 8	A	W, 3-1	2004	Oct. 26	A	W, 3-0										
1993	Oct. 18	H	L, 2-3		Nov. 15	H	W, 3-0	2005	Nov. 5	A	L, 0-3	Ferris State (0-1)				2009	Sept. 12	A	L, 1-3		
2001	Sept. 8	N	W, 3-2	2003	Oct. 1	A	L, 1-3		Sept. 30	H	L, 0-3					Graceland (1-1)					
2003	Sept. 12	A	W, 3-1		Oct. 30	H	W, 3-0	2006	Nov. 19	N	L, 0-3	1990	Sept. 14	N	L, 2-3						
2004	Oct. 31	H	W, 3-0	2004	Oct. 1	H	L, 1-3	2007	Sept. 29	A	W, 3-0										
2016	Sept. 16	N	L, 0-3		Oct. 27	A	L, 1-3		Oct. 26	A	W, 3-1	Florida (0-1)				1980			L, 1-2		
2017	Sept. 8	A	L, 0-3	2005	Oct. 5	A	L, 2-3	2008	Sept. 19	H	W, 3-2					1982			W, 2-0		
					Nov. 2	H	W, 3-0		Oct. 25	A	W, 3-0	2000	Dec. 1	A	L, 0-3	Grand Valley (1-0)					
					Nov. 18	N	W, 3-2	2009	Oct. 2	A	L, 2-3	Florida Atlantic (1-0)									
				2006	Oct. 4	H	W, 3-1		Nov. 8	H	W, 3-1										
1982			W, 2-0		Nov. 1	A	W, 3-1	2010	Sept. 24	H	W, 3-2	Florida Atlantic (1-0)				1989		N	W, 3-1		
				2007	Sept. 18	A	W, 3-2		Oct. 30	A	W, 3-2	1988		N	W, 3-1						





1980	Greenville (1-0)			W, 2-0	1994	Sept. 3	N	L, 0-3	2002	Sept. 13	A	L, 0-3	1993	Nov. 13	N	L, 0-3	Mesa State (0-1)	L, 1-2	
					2003	Sept. 6	N	L, 1-3	2013	Sept. 6	A	L, 0-3	Loyola-Marymount (0-2)	1999	Sept. 3	L, 0-3			
Harris Stowe (2-0)			2007	Sept. 8	N	L, 1-3	2012	Sept. 15	W, 3-0	Kent State (1-0)	1999	Sept. 3	L, 2-3	Metro (1-0)					
			2013	Sept. 14	N	W, 3-2													
1981	Oct. 20 Nov. 6			W, 3-0 W, 2-0	Jackson State (1-0)			2012	Sept. 15	W, 3-0	MacMurray (1-0)			1990	Sept. 15 N				
Henderson (1-0)			1988	H	W, 3-0	Kentucky (1-0)			Miami (Ohio) (0-1)			1981	Sept. 19						
1981	Sept. 26			W, 2-0	Jacksonville (0-1)			1999	Sept. 17	W, 3-0	Kentucky Wesleyan (1-0)			1985	W, 2-0				
Hofstra (2-0)			1980		L, 1-2	Kentucky Wesleyan (1-0)			Miami (Ohio) (0-1)			1978	Oct. 24						
1998	Sept. 25 N			W, 3-0	Jacksonville State (13-14)			1986		W, 2-0	Maine (1-1)			1986	Oct. 24				
1999	Sept. 18			W, 3-0	1986		W, 2-0	Lamar (0-1)			Maine (1-1)			1989	H				
Huntington (3-0)			1987		H	W, 2-0	2001	Sept. 1	A	L, 0-3	Marquette (2-1)			1991	Sept. 28				
1987	H			W, 2-1	1988		H	W, 3-0	Lambruth (1-0)			Marquette (2-1)			1992	Oct. 26			
1988	H			W, 3-0	2003	Oct. 17	A	L, 1-3	Lambruth (1-0)			Marquette (2-1)			1993	Oct. 23			
Idaho (0-2)			1988		H	L, 0-3	1980		W, 2-0	Lewis (0-1)			1982	Oct. 23					
1995	Sept. 16 A			L, 1-3	2006	Oct. 20	H	L, 0-3	Lincoln (10-0)			McKendree (12-2)			1994	Sept. 23			
2008	Aug. 30 N			L, 1-3	2007	Oct. 13	A	W, 3-1	1984		L, 1-3	McKendree (12-2)			1995	Oct. 27			
Illinois (0-2)			2008	Nov. 2	H	W, 3-2	Lincoln (10-0)			McKendree (12-2)			1996	Oct. 11					
1977	Sept. 10			L, 0-2	2009	Sept. 19	A	L, 0-3	1982		W, 2-0	McKendree (12-2)			1997	Sept. 18			
1998	Sept. 4 A			L, 0-3	2010	Oct. 9	H	W, 3-2	1983		W, 2-0	McKendree (12-2)			1998	Oct. 26			
Illinois-Chicago (0-2)			2011	Sept. 23	H	W, 3-2	1984		W, 2-0	McKendree (12-2)			2005	Oct. 8					
2011	Sept. 10 N			L, 2-3	2012	Sept. 29	A	L, 2-3	1985		W, 3-0	McKendree (12-2)			2008	Aug. 30			
2016	Aug. 26 H			L, 1-3	2013	Nov. 11	N	W, 3-1	1986		W, 3-0	McKendree (12-2)			2013	Sept. 20			
Illinois State (0-2)			2014	Nov. 15	A	L, 1-3	Lipscomb (1-0)			McKendree (12-2)			1987	Oct. 15					
1992	Sept. 4 A			L, 0-3	2015	Nov. 14	H	L, 2-3	1987		H	L, 1-2	Mineral Area CC (2-0)						
2004	Sept. 11 N			L, 0-3	2016	Oct. 9	A	L, 0-3	1988		N	W, 3-0	1988	A					
Illinois Wesleyan (1-0)			2017	Sept. 23	H	W, 3-0	2006	Sept. 9	N	W, 3-1	McNeese State (2-1)			1989	Sept. 16				
1984	W, 2-0			Jefferson College (1-6)			1982		W, 3-0	McNeese State (2-1)			1989	N					
Indiana (0-3)			1977	Oct. 22		L, 1-2	Louisiana Monroe (1-0)			McNeese State (2-1)			1991	Sept. 7					
2003	Sept. 6 A			L, 1-3	1978	Sept. 13		L, 0-2	2018	Aug. 31	H	W, 3-0	Memphis Formerly Memphis State (5-11)			2006	Aug. 25		
2014	Sept. 6 A			L, 0-3	1980		W, 2-0	L, 0-3	Louisiana Tech (2-2)			Memphis Formerly Memphis State (5-11)			2009	Sept. 11			
Indiana State (1-3)			1981	Sept. 9	Oct. 6	L, 1-3	Louisiana Tech (2-2)			Memphis Formerly Memphis State (5-11)			1977	Oct. 11					
1989	N			L, 0-3	1982		W, 2-0	L, 0-3	2001	Sept. 1	N	W, 3-0	1978	Oct. 24					
1991	Oct. 5 N			W, 3-0	John Brown (1-0)			2003	Sept. 13	N	L, 0-3	1983	Nov. 1						
1992	Sept. 5 N			L, 2-3	1982		W, 2-0	L, 0-3	2006	Sept. 9	N	W, 3-1	1984	L, 0-3					
1994	Oct. 7 N			L, 0-3	1982		W, 2-0	L, 0-3	2016	Aug. 27	H	L, 2-3	1992	Sept. 11					
Iowa (1-0)			1981	Oct. 9	N	W, 2-0	1996	Sept. 14	L, 0-3	Louisville (0-1)			1994	Nov. 12					
2012	Aug. 25			W, 3-2	Kansas (0-4)			1996	Sept. 14	L, 0-3	Loyola-Chicago (0-8)			2003	Oct. 5				
Iowa State (1-3)			1977	Oct. 8		L, 0-2	Loyola-Chicago (0-8)			Loyola-Chicago (0-8)			2007	Sept. 26					
1977	Oct. 8			W, 2-0	1977	Oct. 8		L, 0-2	1981	Oct. 2	A	L, 0-2	2011	Aug. 26					
1992	Sept. 5 N			L, 0-3	1993	Sept. 11	A	L, 1-3	1982		L, 0-3	2014	Aug. 29						

1988		A	L, 0-3	1991	Nov. 1	A	L, 0-3	Nov. 15	W, 3-0	Nov. 19	N	W, 3-0							
1988		H	W, 3-2	1992	Nov. 14	H	L, 0-3	1997	Sept. 26	H	W, 3-0	1995	Oct. 10	S	W, 3-0				
1989		H	W, 3-1	1993	Oct. 8	A	L, 1-3	Nov. 15	A	W, 3-0	Nov. 7	H	W, 3-1	New Orleans					
	Missouri Baptist (6-0)			1994	Sept. 20	H	W, 3-2	1998	Sept. 12	A	L, 1-3	1996	Oct. 8		W, 3-1	(1-1)			
			1995	Oct. 18	A	L, 1-3	Oct. 3	H	W, 3-0	Nov. 5	W, 3-2	2016	Aug. 26	H	W, 3-1				
			1996	Aug. 30		W, 3-0	Nov. 20	N	W, 3-0	1997	Oct. 2	H	L, 2-3	2017	Aug. 26	A	L, 2-3		
1984			W, 3-0	1999	Sept. 11		W, 3-0	1999	Oct. 2		W, 3-0	Oct. 21	A	L, 1-3					
			W, 3-0	2000	Sept. 11		L, 0-3	Oct. 29		W, 3-0	1998	Oct. 13	A	W, 3-0	New Mexico State				
1985		W, 3-0	2001	Sept. 24	A	L, 1-3	2000	Oct. 6	H	W, 3-0	Nov. 13	H	W, 3-0	(1-0)					
		W, 2-0	2002	Oct. 31	A	L, 0-3	Nov. 4	A	W, 3-0	1999	Oct. 15		W, 3-1	1999	Sept. 11		W, 3-1		
1986		W, 3-0	2004	Sept. 21	A	L, 0-3	2001	Sept. 22	H	W, 3-1	Nov. 2		W, 3-0						
1987		A	W, 3-2	2013	Sept. 21	A	L, 0-3	2002	Sept. 21	H	L, 0-3	Nov. 19		W, 3-0	North Alabama				
2018	Aug. 13	H (EXH)	W, 3-0					Oct. 25	A	L, 2-3	2000	Sept. 17		W, 3-0	(4-0)				
2019	Aug. 12	H (EXH)	W, 3-0	Missouri State				Nov. 22	N	W, 3-0	Oct. 21	A	W, 3-0	1988		N	W, 3-0		
				Formerly Southwest Missouri State				2004	Nov. 6	A	W, 3-2	2001	Sept. 28	A	W, 3-0		H	W, 3-0	
	Missouri-St. Louis (27-25)			(2-10)				2005	Oct. 1	H	W, 3-0	Oct. 20	H	W, 3-2	1989		H	W, 3-0	
				1978	Nov. 3		L, 0-2	2006	Sept. 30	A	L, 1-3	2002	Sept. 28	A	W, 3-2	1990	Nov. 2	N	W, 3-0
1977		Sept. 20	L, 1-2	1997	Aug. 30	A	W, 3-1	2007	Sept. 28	H	L, 0-3	Oct. 18	H	W, 3-1					
	Nov. 4	L, 0-2	1998	Sept. 26	A	W, 3-0	Oct. 27	A	L, 1-3	2003	Oct. 21	H	W, 3-0	North Carolina					
1978	Sept. 30	W, 2-0	2000	Sept. 2		L, 1-3	2008	Sept. 20	H	L, 0-3	Nov. 14	A	L, 2-3	(1-1)					
	Oct. 3	L, 0-2	2001	Oct. 7	H	L, 1-3	Oct. 24	A	W, 3-1	Nov. 20	N	L, 0-3	2000	Nov. 30	N	W, 3-2			
	Oct. 20	L, 0-2	2002	Aug. 31	A	L, 0-3	2009	Oct. 3	A	L, 0-3	2004	Oct. 23	A	W, 3-0	2010	Sept. 3	N	L, 1-3	
1980		W, 2-1	2004	Sept. 1		L, 2-3	Nov. 6	H	W, 3-2	Nov. 12	H	W, 3-1							
		W, 3-0	2005	Aug. 28	A	L, 0-3	2010	Sept. 25	H	L, 1-3	2005	Sept. 24	A	W, 3-1	North Carolina-Greensboro				
		L, 0-3	2006	Oct. 10	H	L, 0-3	Oct. 29	A	L, 0-3	Oct. 14	H	W, 3-0	(1-0)						
1981	Sept. 29	W, 3-1	2010	Sept. 4	A	L, 0-3	2011	Oct. 15	H	L, 1-3	2006	Sept. 23	H	L, 1-3	1988		N	W, 3-1	
	Oct. 20	L, 2-3	2013	Oct. 29	A	L, 0-3	Nov. 4	A	L, 2-3	Oct. 13	A	L, 2-3							
1982		L, 1-2	2014	Oct. 13	H	L, 0-3	Nov. 18	N	L, 1-3	Nov. 16	N	W, 3-2	North Colorado						
		L, 0-2					2012	Oct. 19		L, 0-3	2007	Sept. 21	H	L, 0-3	(0-1)				
		W, 3-0	Missouri Southern				2013	Oct. 25	H	L, 2-3	Oct. 2	A	L, 0-3	1986			L, 1-2		
1983		W, 2-0	(6-2-1)				2014	Oct. 11	A	W, 3-2	2008	Oct. 17	A	L, 2-3	North Dakota State				
		W, 2-0	1980			W, 2-0	2015	Oct. 10	H	W, 3-1	Oct. 28	H	W, 3-2	(1-1)					
		W, 2-1	1981	Oct. 10	N	W, 2-0	2016	Oct. 22	A	L, 1-3	2009	Oct. 30	H	L, 1-3	North Dakota State				
		W, 3-0	1982			T, 1-1	2017	Oct. 20	H	W, 3-0	Nov. 10	A	L, 1-3	1984			L, 0-2		
		W, 2-0	1983			L, 1-2	2018	Oct. 13	A	L, 1-3	2010	Oct. 15	A	L, 1-3	1990	Sept. 15	N	W, 3-2	
1984		W, 2-0	1984			L, 1-2	Nov. 15	N	L, 0-3	Oct. 26	H	L, 1-3							
		W, 2-0	1989		N	W, 3-1				2011	Sept. 20	H	W, 3-2	North Florida					
		W, 2-0			N	W, 3-0	Morgan State				Oct. 25	A	L, 0-3	(1-0)					
		W, 2-0			N	W, 3-1	(1-0)				2012	Oct. 6		W, 3-0	2007	Aug. 31	A	W, 3-1	
		W, 3-0	1990	Sept. 22	N	W, 3-1	2017	Sept. 1	H	W, 3-0	Nov. 2		W, 3-1						
		W, 2-0								2013	Oct. 12	A	W, 3-0	Northeastern Illinois					
		W, 2-0	Missouri Western				Murray State				Nov. 8	H	L, 2-3	(5-1-1)					
1985		W, 3-0	(5-2-1)							2014	Sept. 26	A	L, 0-3	1981	Oct. 17	N	T, 1-1		
		W, 3-1	1980			L, 1-2	1977	Oct. 3		L, 1-2	Nov. 8	H	L, 0-3	1984			W, 2-0		
1986		W, 3-0				L, 0-2	Oct. 22		W, 2-0		Nov. 20	A	L, 0-3	1989		N	W, 3-0		
		W, 2-0	1981	Sept. 12	N	W, 2-0	1978	Sept. 26		W, 3-1	2015	Sept. 25	A	L, 0-3	1992	Oct. 10	N	W, 3-0	
		L, 1-2	1982			T, 1-1	Oct. 11		W, 3-0		Nov. 7	A	L, 0-3	1993	Sept. 10	N	W, 3-0		
1987		A	1989		N	W, 3-1	1983		W, 2-0		Nov. 19	A	L, 0-3	1994	Sept. 17	N	L, 1-3		
	H	W, 3-0			N	W, 3-1	1984		W, 3-1	2016	Sept. 24	A	L, 0-3	1996	Oct. 20		W, 3-0		
	H	L, 1-2			N	W, 3-1			W, 2-0		Oct. 28	H	L, 0-3	2005	Sept. 10	N	L, 0-3		
	H	L, 0-2	1990	Sept. 21	N	W, 3-0	1985		W, 2-0	2017	Sept. 30	H	L, 1-3						
	H	L, 1-3					1986		W, 3-0		Nov. 3	A	L, 2-3	Northern Illinois					
1988	A	L, 2-3	Montana						W, 3-1	2018	Sept. 22	H	W, 3-2	(1-0)					
	N	L, 2-3	(1-0)						W, 3-0		Oct. 26	A	L, 1-3	2018	Sept. 12	A	W, 3-2		
	N	W, 3-2	2017	Sept. 8	N	L, 2-3			H	W, 2-0									
	N	L, 1-3							A	W, 3-2	Nebraska		Northern Iowa						
1989	N	L, 0-3	Morehead State				1988		H	W, 3-0	(0-2)		(1-2)						
	A	L, 1-3	(26-23)						A	L, 0-3	1985		L, 0-2						
	H	L, 0-3	1991	Sept. 14	H	W, 3-1	1989		H	W, 3-0	1989		N	L, 0-3	1997	Sept. 5	N	W, 3-1	
	N	L, 2-3		Oct. 18	A	W, 3-2			A	L, 1-3				2014	Aug. 30	N	L, 1-3		
	A	L, 2-3	1992	Oct. 3	A	L, 2-3	1990	Sept. 26	H	W, 3-0	Nebraska-Kearney		Northern Kentucky						
	N	L, 1-3	Oct. 31	H	W, 3-1		Oct. 23	A	W, 3-0	(0-1)		(1-0)							
1990	Sept. 8	A	1993	Oct. 1	H	W, 3-1	1991	Oct. 1	H	W, 3-0	1990	Nov. 3	N	L, 1-3	1984		W, 3-2		
	Oct. 20	N	Oct. 30	H	W, 3-0		Nov. 12	A	W, 3-2	Nebraska-Omaha		Northwestern							
	Nov. 3	A	Nov. 21	N	L, 1-3		Oct. 13	H	L, 2-3	(0-1)		(0-1)							
	Nov. 10	N	1994	Sept. 30	A	W, 3-2	Nov. 10	A	W, 3-0										
1992	Sept. 1	H	Oct. 29	A	W, 3-1		Nov. 21	N	L, 2-3	1978	Sept. 30		L, 0-2	1994	Sept. 16	A	L, 1-3		
1995	Sept. 5	H	1995	Oct. 6	H	L, 1-3	1993	Oct. 12	A	W, 3-1									
			Nov. 4	A	W, 3-1		Nov. 9	H	W, 3-1	New Haven		Northwestern State							
			Nov. 19	H	L, 2-3	1994	Oct. 11	H	L, 1-3	(0-1)		(1-2)							
			1996	Oct. 5		W, 3-1	Nov. 8	S	W, 3-2	1990	Nov. 23	N	L, 1-3	2015	Sept. 12	N	W, 3-1		



2016	Sept. 2	N	L, 1-3	1981	Sept. 11	A	W, 2-0	Nov. 3	H	W, 3-1		
2018	Sept. 1	H	L, 1-3	1983			W, 2-0	2009	Sept. 5	N	W, 3-2	
<b>Northwest Missouri State</b>				1989		N	W, 3-0	2013	Sept. 21	N	L, 0-3	
			(16-8)	1990	Oct. 20	N	W, 3-0	<b>Southern California</b>				
1977	Sept. 23		W, 2-0					(0-2)				
1980			L, 0-2	<b>Portland State</b>				1996	Nov. 4		L, 0-3	
1981	Nov. 7		L, 1-3	(0-1)				Dec. 4		L, 0-3	1981	Oct. 30 N W, 2-0
1982			L, 0-3	1990	Sept. 8	N	L, 2-3	1983				
1983			W, 2-0	<b>Principia College</b>				<b>Southern (La.)</b>				
			W, 2-0	(1-0)				(1-0)				
			W, 2-1	1978	Oct. 6		W, 2-1	2000	Sept. 22		L, 1-3	
1984			L, 0-2	<b>Providence</b>				<b>University of the South</b>				
1985			L, 2-3	(0-1)				(1-0)				
			L, 1-3	2018	Sept. 8		L, 2-3	1981	Oct. 31	N	W, 2-0	
1986			W, 3-1	<b>Purdue</b>				<b>South Florida</b>				
			L, 0-2	(1-0)				(1-4)				
			W, 3-0	2002	Sept. 13	N	W, 3-1	1991	Nov. 9	N	L, 1-3	
1987		H	W, 3-0	<b>Quincy</b>				2004	Sept. 10	N	L, 0-3	
		H	W, 3-0	(3-1)				2010	Sept. 10	N	L, 0-3	
1988		N	W, 3-0	<b>Radford</b>				2012	Sept. 7		W, 3-2	
		N	W, 3-0	(0-2)				<b>Southern Illinois</b>				
1989		N	W, 3-0	(0-1)				(10-19)				
		N	W, 3-2	1984			L, 0-2	1977	Sept. 10		L, 0-2	
		N	W, 3-0	1987		H	W, 2-0		Sept. 20		L, 0-2	
		N	W, 3-1	1989		N	W, 3-1	1978	Sept. 20		L, 0-3	
1990	Oct. 19	N	W, 3-1	1990	Sept. 7	N	W, 3-0		Oct. 17		L, 0-2	
	Nov. 9	A	W, 3-0	2017	Aug. 17	N	(EXH)	2013	Sept. 6	N	W, 3-0	
<b>Oakland City</b>				<b>Regis</b>				<b>Siena College</b>				
			(1-0)	(0-1)				(1-0)				
1985			W, 2-0	2016	Sept. 3	N	L, 0-3	<b>SIUE</b>				
				2018	Aug. 31	H	L, 0-3	(8-9)				
<b>Oakland</b>				<b>Rhode Island</b>				2009	Oct. 13	H	W, 3-0	
			(1-0)	(0-1)				Nov. 3	A	W, 3-1		
2005	Sept. 10	N	W, 3-1	1989		N	L, 1-3	2010	Oct. 19	A	L, 0-3	
<b>Ohio</b>				<b>Rhodes</b>				2011	Sept. 17	A	L, 0-3	
			(0-1)	(1-0)				Nov. 8	H	L, 1-3		
2010	Sept. 4	N	L, 0-3	2003	Aug. 31	N	L, 1-3	2012	Sept. 22		W, 3-1	
<b>Ohio State</b>				<b>Rockhurst</b>				Oct. 26		W, 3-0		
			(0-2)	(1-0)				2013	Sept. 28	H	L, 1-3	
2007	Aug. 24	N	L, 0-3	1985			W, 2-0	Nov. 1	A	W, 3-2		
2013	Sept. 14	A	L, 1-3	<b>Rollins</b>				2014	Oct. 17	H	W, 3-0	
<b>Omaha</b>				(1-0)				Nov. 1	A	L, 2-3		
			(1-0)	(1-0)				Oct. 16	A	L, 1-3		
2017	Sept. 9	N	L, 1-3	1983			W, 2-0	Oct. 31	H	W, 3-0		
<b>Oral Roberts</b>				<b>Sacramento State</b>				2016	Oct. 1	H	L, 2-3	
			(0-4)	(0-2)				Nov. 4	A	L, 1-3		
1978	Sept. 30		L, 0-2	2006	Sept. 1	N	L, 0-3	Oct. 7	A	L, 1-3		
1995	Sept. 16	N	L, 0-3	<b>Samford</b>				Nov. 10	H	L, 2-3		
1997	Oct. 11	N	L, 0-3	(10-1)				Sept. 29	A	L, 1-3		
1998	Sept. 5	N	L, 1-3	1987		H	W, 3-0	Nov. 2	H	W, 3-1		
<b>Penn State</b>				2003	Oct. 18	A	W, 3-1	<b>South Alabama</b>				
			(0-1)	2004	Oct. 16	H	W, 3-1	(1-0)				
2003	Aug. 30	N	L, 0-3	2005	Oct. 22	A	W, 3-2	2002	Sept. 7		W, 3-0	
<b>Pittsburgh</b>				2006	Oct. 21	H	W, 3-1	<b>South Carolina</b>				
			(0-1)	2007	Oct. 12	A	W, 3-1	(2-0)				
2006	Aug. 25	N	L, 0-3	<b>Southern Indiana</b>				1991	Nov. 9	N	W, 3-1	
<b>Pittsburgh State</b>				(5-1)				1993	Sept. 17	N	W, 3-0	
			(4-1)	<b>St. Joseph's</b>				<b>Formerly UIS-Evansville</b>				
1980			L, 0-3	(2-1)				(5-1)				
<b>Sam Houston State</b>				1981	Oct. 17	N	L, 1-2	1985			L, 0-2	
(0-1)				1984			W, 3-0	1987		H	W, 2-0	
1983			L, 0-2	1988			W, 3-2	1988		H	W, 3-0	
<b>San Diego</b>				1989			W, 3-0	1989	Oct. 9	H	W, 3-0	
(0-1)				1990			W, 3-0	Nov. 1	A	W, 3-0		
2000	Sept. 22		L, 1-3	<b>Saint Louis</b>				<b>Southern Mississippi</b>				
<b>Santa Clara</b>				(16-24)				(0-1)				
(0-1)				1977	Sept. 20		L, 1-2	2014	Sept. 12	N	L, 2-3	
2000	Sept. 22		L, 0-3	1978	Sept. 23		L, -					
<b>Savannah State</b>				Sept. 23			L, -					
(1-0)				Oct. 3			L, 0-2					
2014	Sept. 12	N	W, 3-0									
<b>School of the Ozarks</b>												
(0-1-1)												
1983			T, 1-1									
			L, 1-2									
<b>Siena College</b>												
(1-0)												
2013	Sept. 6	N	W, 3-0									
<b>SIUE</b>												
(8-9)												
2009	Oct. 13	H	W, 3-0									
	Nov. 3	A	W, 3-1									
2010	Oct. 19	A	L, 0-3									
2011	Sept. 17	A	L, 0-3									
	Nov. 8	H	L, 1-3									
2012	Sept. 22		W, 3-1									
	Oct. 26		W, 3-0									
2013	Sept. 28	H	L, 1-3									
	Nov. 1	A	W, 3-2									
2014	Oct. 17	H	W, 3-0									
	Nov. 1	A	L, 2-3									
2015	Oct. 16	A	L, 1-3									
	Oct. 31	H	W, 3-0									
2016	Oct. 1	H	L, 2-3									
	Nov. 4	A	L, 1-3									
2017	Oct. 7	A	L, 1-3									
	Nov. 10	H	L, 2-3									
2018	Sept. 29	A	L, 1-3									
	Nov. 2	H	W, 3-1									
<b>South Alabama</b>												
(1-0)												
2002	Sept. 7		W, 3-0									
<b>South Carolina</b>												
(2-0)												
1991	Nov. 9	N	W, 3-1									
1993	Sept. 17	N	W, 3-0									
<b>South Dakota State</b>												
(0-2)												
2008	Aug. 29	N	L, 1-3									
2012	Aug. 24		L, 0-3									
<b>Southeastern Louisiana</b>												
(1-0)												
2018	Aug. 24	N	W, 3-0									





1981	Oct. 13		L, 2-3						Oct. 24	A	W, 3-0				Troy		1993	Sept. 4	N	W, 3-2	
1982			L, 2-3			Tarkio		1993	Sept. 24	A	L, 0-3				(1-0)			Oct. 9	A	W, 3-1	
1983			W, 3-2			(1-0)			Oct. 22	H	W, 3-0		2018	Sept. 25	A	W, 3-0	1995	Sept. 9	N	W, 3-0	
1984			W, 3-0	1984			W, 2-0		Nov. 20	N	W, 3-0						1996	Sept. 27		W, 3-1	
1985			W, 3-2			Tennessee-Chattanooga		1994	Sept. 24	H	W, 3-1				Truman State		1997	Oct. 10	A	W, 3-0	
1986			W, 2-0			(1-0)			Oct. 22	A	W, 3-1				Formerly Northeast Missouri State		2012	Oct. 23		L, 0-3	
			W, 2-0	1981	Oct. 31	N	W, 2-0	1995	Sept. 29	A	L, 1-3				(13-10)		2013	Sept. 18	H	W, 3-2	
			W, 3-1						Oct. 28	H	W, 3-0		1977	Sept. 23		W, 2-0	2014	Sept. 17	A	L, 1-3	
1987	A		L, 1-3			Tennessee State		1996	Oct. 12		W, 3-0		1978	Oct. 27		L, 0-2	2015	Aug. 29	H	L, 0-3	
1988	H		W, 3-1			(41-8)			Nov. 2		W, 3-1			Nov. 3		L, 0-2	2018	Sept. 8	A	L, 1-3	
			L, 2-3	1986			W, 2-0	1997	Sept. 21	H	W, 3-1		1980			L, 1-2					
1989	A		L, 0-3	1991	Sept. 28	H	W, 3-0		Oct. 25	A	W, 3-1					L, 0-2			UT Arlington		
1992	Sept. 22	H	W, 3-0		Oct. 25	A	W, 3-0	1998	Sept. 19	H	W, 3-0		1981	Sept. 22		W, 2-1			(0-1)		
	Oct. 20	A	L, 1-3		Nov. 22	N	W, 3-0		Nov. 1	A	L, 2-3			Nov. 6		W, 2-0	2015		N	L, 0-3	
1993	Sept. 14	H	W, 3-0	1992	Sept. 25	H	W, 3-1		Nov. 20	N	W, 3-0		1982			L, 0-2					
	Oct. 19	A	W, 3-2		Oct. 23	N	W, 3-0	1999	Oct. 23		W, 3-0		1983			L, 0-2			UT Martin		
1994	Sept. 6	A	L, 1-3	1993	Sept. 25	A	W, 3-0		Nov. 13		W, 3-1					L, 1-2			(60-21)		
	Nov. 12	H	L, 0-3		Oct. 23	H	W, 3-0	2000	Sept. 29	A	W, 3-0					L, 1-2	1980		H	W, 2-0	
1995	Sept. 8	A	L, 1-3	1994	Oct. 13	H	W, 3-0		Oct. 29	H	W, 3-1		1984			W, 2-0				L, 1-2	
	Nov. 8	H	W, 3-0		Oct. 21	A	W, 3-0	2001	Oct. 12	A	W, 3-1					W, 2-1	1981	Oct. 31	A	W, 2-1	
1996	Sept. 7		L, 2-3	1995	Sept. 30	A	W, 3-0	2002	Oct. 11	H	W, 3-1		1985			W, 3-0	1982			W, 3-1	
1997	Aug. 29	N	W, 3-1		Oct. 27	H	W, 3-0		Nov. 9	A	W, 3-0					L, 1-3				W, 3-2	
	Sept. 13	A	W, 3-0	1996	Sept. 28		W, 3-0	2003	Sept. 27	H	W, 3-0		1986			W, 3-0	1983			W, 3-2	
1998	Sept. 1	H	W, 3-1		Oct. 18		W, 3-1		Oct. 11	A	W, 3-0		1987		H	W, 3-2				W, 3-2	
1999	Sept. 14		W, 3-2	1997	Oct. 4	H	W, 3-0	2004	Sept. 25	A	L, 1-3				A	L, 2-3				L, 0-3	
2000	Sept. 2		L, 2-3		Nov. 1	A	W, 3-0		Oct. 8	H	W, 3-2		1988		N	W, 3-0	1984			W, 3-1	
2002	Sept. 17	A	L, 2-3		Nov. 21	H	W, 3-1	2005	Oct. 7	A	L, 2-3				N	W, 3-0				W, 3-1	
2005	Aug. 27	N	L, 1-3	1998	Oct. 10	H	W, 3-0		Nov. 5	H	W, 3-2				N	W, 3-0	1985			W, 3-0	
2006	Oct. 25	A	L, 0-3		Nov. 7	A	W, 3-0	2006	Oct. 6	H	W, 3-1		1989		N	W, 3-0				W, 3-0	
2007	Sept. 7	A	L, 1-3	1999	Sept. 25		W, 3-0		Nov. 4	A	L, 1-3		1990	Sept. 22	N	W, 3-0	1986			W, 3-1	
2008	Oct. 15	H	L, 0-3		Nov. 5		W, 3-0	2007	Sept. 15	A	W, 3-2						1987		H	W, 3-0	
2010	Oct. 12	H	L, 1-3	2000	Sept. 29	A	W, 3-0		Oct. 19	H	W, 3-1								A	W, 3-1	
2012	Sept. 8		L, 1-3		Nov. 11	H	W, 3-0		Nov. 15	A	L, 1-3						1988		A	L, 1-3	
2013	Oct. 16	H	W, 3-2	2001	Oct. 13	A	W, 3-0	2008	Sept. 27	A	L, 0-3		1986			W, 2-0			H	W, 3-0	
2014	Aug. 30	A	L, 0-3	2002	Nov. 1	H	W, 3-0		Nov. 7	H	W, 3-1					L, 0-2			A	W, 3-1	
2015	Aug. 28	H	L, 1-3		Nov. 8	A	W, 3-0	2009	Sept. 18	A	W, 3-2		1987		H	W, 3-2	1989		H	W, 3-2	
				2003	Oct. 3	H	W, 3-0		Oct. 10	H	L, 2-3		1991	Nov. 2	N	W, 3-0			H	W, 3-0	
	St. Mary				Oct. 16	A	W, 3-0	2010	Oct. 8	H	L, 1-3		1992	Sept. 10	N	W, 3-1			A	W, 3-2	
	(0-1)			2004	Oct. 12	A	W, 3-0		Nov. 13	A	W, 3-2						1990	Sept. 18	A	W, 3-0	
1981	Oct. 10	N	L, 0-2		Oct. 30	H	W, 3-0	2011	Sept. 24	H	W, 3-1							Oct. 30	H	W, 3-0	
				2005	Oct. 28	A	L, 2-3		Oct. 21	A	W, 3-1						1991	Oct. 9	A	W, 3-1	
	St. Marys of Plains			2006	Oct. 27	H	L, 1-3	2012	Nov. 10		W, 3-1		2016	Sept. 2	A	L, 0-3			Nov. 5	H	W, 3-0
	(1-1)				Nov. 17	N	W, 3-0	2013	Nov. 16	A	W, 3-1						1992	Sept. 29	A	W, 3-2	
1980			W, 2-1	2007	Sept. 14	A	L, 2-3	2014	Oct. 3	H	W, 3-0							Oct. 27	H	W, 3-1	
			L, 0-2		Oct. 18	H	W, 3-0	2015	Oct. 3	A	L, 0-3							Nov. 20	N	W, 3-0	
				2008	Oct. 10	H	3-0	2016	Nov. 12	H	W, 3-0		1989		N	W, 3-1	1993	Sept. 28	H	W, 3-0	
	St. Xavier				Nov. 15	A	W, 3-1	2017	Oct. 27	A	W, 3-0		1992	Sept. 12	N	W, 3-2		Oct. 26	A	W, 3-0	
	(2-0)			2009	Sept. 26	H	W, 3-2	2018	Oct. 6	H	W, 3-2		1993	Sept. 4	A	L, 2-3	1994	Sept. 27	A	W, 3-1	
1982			W, 3-1		Oct. 23	A	W, 3-2						1994	Nov. 11	H	W, 3-1		Oct. 25	H	W, 3-0	
			W, 2-0	2010	Oct. 2	A	L, 2-3						1996	Nov. 9		L, 2-3	1995	Sept. 26	H	W, 3-2	
					Nov. 5	H	L, 2-3						2005	Aug. 27	N	L, 2-3		Oct. 24	A	W, 3-0	
	Syracuse			2011	Oct. 8	A	L, 2-3	1995	Sept. 2	N	W, 3-0		2006	Aug. 26	N	L, 1-3		Nov. 17	N	W, 3-0	
	(1-0)				Nov. 12	H	L, 2-3	2007	Sept. 1	N	L, 1-3			Sept. 8	N	W, 3-2	1996	Sept. 24		W, 3-2	
1998	Oct. 16	N	W, 3-1	2012	Oct. 13		W, 3-2						2011	Aug. 27	A	L, 0-3		Nov. 12		W, 3-0	
				2013	Oct. 19	A	W, 3-1						2013	Aug. 30	N	W, 3-2		Nov. 22		W, 3-0	
	Tabor College			2014	Oct. 24	H	W, 3-0											1998	Oct. 8	A	W, 3-0
	(2-0)			2015	Oct. 23	A	W, 3-2	1985			L, 0-2							Nov. 14	H	W, 3-0	
1980			W, 2-0	2016	Oct. 15	H	W, 3-1				L, 1-2						1999	Sept. 28		W, 3-0	
1981	Sept. 11	N	W, 2-0	2017	Oct. 13	A	W, 3-0	1987		H	W, 3-1		2012	Sept. 15		W, 3-0		Oct. 16		W, 3-1	
				2018	Oct. 20	H	L, 0-3										2000	Sept. 16		W, 3-0	
	Tampa																	Oct. 20	A	W, 3-0	
	(1-5)					Tennessee Tech												Nov. 18	N	W, 3-0	
						(41-12)		1985			W, 2-0		2010	Aug. 27	N	L, 1-3	2001	Sept. 29	A	L, 0-3	
1988	A		L, 0-3	1980			L, 1-2						2015	Sept. 5	N	L, 1-3		Oct. 19	H	L, 1-3	
1989	N		L, 0-3	1991	Sept. 21	N	W, 3-0										2002	Sept. 27	A	L, 2-3	
1990	Sept. 14	N	L, 2-3		Sept. 27	H	W, 3-1											Oct. 19	H	W, 3-0	
	Oct. 12	N	L, 0-3		Oct. 26	A	W, 3-0	2013	Sept. 20	N	W, 3-1							Nov. 23	N	L, 0-3	
	Oct. 14	N	W, 3-0	1992	Sept. 26	H	W, 3-0						1990	Oct. 6	N	W, 3-0	2003	Oct. 24	H	W, 3-0	



	Nov. 15	A	L, 1-3		Wayne State				William Woods		
2004	Oct. 22	A	L, 0-3		(1-0)				(6-1)		
	Nov. 13	H	W, 3-1	1989		N	W, 3-0	1980		H	L, 0-2
2005	Sept. 23	A	W, 3-0								W, 3-2
	Oct. 15	H	W, 3-0					1981	Sept. 22		W, 2-1
2006	Sept. 22	H	W, 3-0		Weber State			1982			W, 2-0
	Oct. 14	A	L, 1-3		(0-3)			1983			W, 2-0
2007	Sept. 22	H	W, 3-0	2005	Sept. 3	N	L, 0-3	1984			W, 2-0
	Nov. 7	A	W, 3-2	2007	Sept. 1	N	L, 0-3				W, 3-1
2008	Sept. 23	H	W, 3-0	2016	Sept. 16	N	L, 1-3				
	Oct. 18	A	L, 2-3						Wisconsin		
2009	Sept. 22	A	W, 3-0		West Georgia College				(0-2-1)		
	Oct. 31	H	W, 3-0		(2-0)			1982			T, 1-1
2010	Sept. 28	H	L, 1-3	1985			W, 2-0				L, 0-2
	Oct. 14	A	L, 2-3	1988		N	W, 3-0				
2011	Sept. 30	A	L, 1-3						Wisconsin - Green Bay		
	Oct. 29	H	W, 3-1		West North Iowa				(1-1)		
2012	Sept. 25		W, 3-1		(0-1)			1995	Sept. 8	N	W, 3-0
	Nov. 6		W, 3-1	1981	Oct. 9	N	L, 0-2	2003	Sept. 5		L, 0-3
2013	Oct. 1	A	L, 2-3								
	Nov. 12	H	W, 3-0		West Virginia				Wisconsin - Madison		
2014	Sept. 30	A	L, 2-3		(2-0)				(0-2-1)		
	Nov. 11	H	W, 3-0	1994	Sept. 2	N	W, 3-2	1977	Nov. 5		L, 0-2
2015	Sept. 29	H	L, 0-3	1998	Oct. 17	N	W, 3-0				
	Nov. 10	A	L, 0-3						Wisconsin - Milwaukee		
2016	Oct. 4	A	L, 2-3		Western Carolina				(1-3)		
	Nov. 8	H	W, 3-0		(1-0)			1978	Oct. 20		L, 0-2
2017	Sept. 19	A	L, 1-3	2006	Aug. 26	N	W, 3-0	1994	Sept. 16	N	W, 3-0
	Oct. 24	H	W, 3-2					2001	Sept. 7	A	L, 0-3
2018	Oct. 2	H	W, 3-1		Western Illinois			2012	Sept. 1		L, 0-3
	Nov. 6	A	L, 0-3		(7-2)						
	Utah State			1977	Nov. 5		L, 0-2		Wright State		
	(0-1)			1994	Sept. 10	N	W, 3-1		(1-0)		
				1996	Aug. 31		W, 3-0	2017	Sept. 15	N	L, 0-3
2002	Aug. 31	N	L, 1-3	1997	Aug. 30	N	W, 3-0				
				2001	Oct. 2	H	W, 3-0		Xavier		
	UTEP			2008	Sept. 13	N	W, 3-2		(0-2)		
	(0-2)			2010	Aug. 28	N	W, 3-1	1991	Oct. 4	A	L, 0-3
2000	Sept. 9		L, 1-3	2016	Sept. 17	N	L, 0-3	2013	Sept. 13	N	L, 1-3
2015	Sept. 18	N	L, 2-3	2017	Sept. 4	A	W, 3-2				
				2018	Sept. 11	A	W, 3-2		Youngstown State		
	Valparaiso								(1-0)		
	(3-5)				Western Kentucky			2011	Sept. 3	N	W, 3-2
1991	Oct. 5	N	L, 0-3		(5-3)						
1994	Sept. 3	A	W, 3-2	1985			W, 2-0				
	Oct. 8	N	L, 0-3				W, 2-0				
1995	Sept. 9	N	L, 0-3	1986			W, 2-1				
1996	Nov. 29		W, 3-1				W, 2-0				
2004	Sept. 3	N	L, 0-3	1991	Oct. 17	A	L, 0-3				
2012	Oct. 24		W, 3-1		Nov. 2	N	L, 1-3				
2016	Sept. 9	A	L, 0-3	1992	Nov. 13	H	W, 3-1				
				2004	Sept. 11	A	L, 0-3				
	Virginia Tech										
	(1-0)				Western Michigan						
1993	Sept. 18	N	W, 3-1		(0-1)						
				2012	Aug. 31		L, 0-3				
	Washburn										
	(4-0)				Wheaton						
1989		N	W, 3-2		(1-0)						
		N	W, 3-0	1984			W, 2-0				
1990	Sept. 21	N	W, 3-0								
	Wichita State										
	(0-1)				(0-4)						
				1977	Sept. 24		L, 1-2				
1995	Sept. 14	A	L, 0-3	1992	Oct. 10	A	L, 0-3				
				1998	Sept. 25	N	L, 2-3				
				2001	Aug. 31	N	L, 2-3				



# YEARLY RESULTS

**1977**

**9-20**

**Coach: Donna Enlow**

(H: 0-0, A: 0-0, N: 0-0)

Date	Opponent	H/A	Result
Sept. 10	Southern Illinois	L	0-2
Sept. 10	Eastern Illinois	L	0-2
Sept. 10	Illinois	L	0-2
Sept. 17	Chicago State	W	3-0*
Sept. 17	Eastern Illinois	L	0-3*
Sept. 20	UMSL	L	1-2
Sept. 20	Saint Louis	L	1-2
Sept. 20	Southern Illinois	L	0-2
Sept. 23	Northeast MO. St.	W	2-0
Sept. 23	Northwest MO. St.	W	2-0
Sept. 24	Wichita State	L	1-2
Sept. 24	SW Baptist College	L	1-2
Sept. 24	Central MO. State	L	1-2
Oct. 3	Austin Peay	W	2-0
Oct. 3	Murray State	L	1-2
Oct. 7	Florissant Valley CC	L	0-2
Oct. 8	Kansas	L	0-2
Oct. 8	Iowa State	W	2-1
Oct. 11	Memphis State	L	1-3*
Oct. 15	East Central CC	W	2-1
Oct. 15	Mineral Area CC	W	2-1
Oct. 19	Missouri-Colombia	^	
Oct. 19	Northeast Missouri State	^	
Oct. 22	Jefferson College	L	1-2
Oct. 22	Florissant Valley CC	L	0-2
Oct. 22	Murray State	W	2-0
Oct. 31	Memphis State	L	0-2
Nov. 4-5	St. Francis College	W	2-0
Nov. 4-5	UMSL	L	0-2
Nov. 4-5	Western Illinois	L	0-2
Nov. 4-5	Wisconsin-Madison	L	0-2

\*-Best of five sets

^No Results

**1978**

**8-27**

**Coach: Kris Burns**

(H: 0-0, A: 0-0, N: 0-0)

Date	Opponent	H/A	Result
Sept. 13	Jefferson College	L	0-2
Sept. 16	Mineral Area CC	W	3-2
Sept. 20	Southern Illinois	L	0-3
Sept. 23	Missouri-Colombia	L	^
Sept. 23	Missouri-Colombia	L	^
Sept. 23	Saint Louis	L	^
Sept. 23	Saint Louis	L	^
Sept. 23	SEMO Team 2	W	^
Sept. 23	SEMO Team 2	W	^
Sept. 26	Murray State	W	3-1
Sept. 30	Oral Roberts	L	0-2
Sept. 30	Nebraska-Omaha	L	0-2
Sept. 30	UMSL	W	2-0
Oct. 3	Saint Louis	L	0-2
Oct. 3	UMSL	L	0-2
Oct. 6	Dayton	L	0-2
Oct. 6	Principia College	W	2-1
Oct. 6	Kansas State	L	0-2

Oct. 9	Florissant Valley CC	L	0-3
Oct. 11	Murray State	W	3-0
Oct. 17	Arkansas State	L	0-2
Oct. 17	Southern Illinois	L	0-2
Oct. 20	Wisconsin-Milwaukee	L	0-2
Oct. 20	Eastern Illinois	L	0-2
Oct. 20	UMSL	L	0-2
Oct. 24	Memphis State	L	0-2
Oct. 24	MTSU	W	2-0
Oct. 25	Arkansas State	L	0-3
Oct. 27	Central Missouri	L	0-2
Oct. 27	Northeast Missouri	L	0-2
Nov. 1	Memphis State	L	0-2
Nov. 1	Jefferson College	L	0-2

## State MAIAW Championship

Nov. 3	Northeast Missouri	L	0-2
Nov. 3	Central Missouri	L	1-2
Nov. 3	Southwest Missouri	L	0-2

**1979**

**4-24**

**Coach: Kris Burns**

(H: 0-0, A: 0-0, N: 0-0)

Date	Opponent	H/A	Result
-----	---	--	--

**1980**

**13-18-1**

**Coach: Kerri Harris**

(H: 0-0, A: 0-0, N: 0-0)

Date	Opponent	H/A	Result
1980	Tabor College	W	2-0
1980	Missouri Southern	W	2-0
1980	Greenville	W	2-0
1980	Bethel	L	0-2
1980	Bethel	L	0-2
1980	Jefferson College	W	2-0
1980	St. Mary's of Plains	W	2-1
1980	Central Missouri	L	1-2
1980	UMSL	W	2-1
1980	Graceland	L	1-2
1980	Missouri Western	L	1-2
1980	McKendree	W	3-0
1980	William Woods	H	L, 0-2
1980	UT Martin	H	W, 2-0
1980	MS Women's College	L	0-2
1980	Lambuth	W	2-0
1980	Jacksonville	L	1-2
1980	UMSL	W	3-0
1980	Northeast Missouri	L	1-2
1980	McKendree	W	2-0
1980	Tennessee Tech	L	1-2
1980	UT Martin	L	1-2
1980	Florissant Valley CC	W	2-0
1980	Jefferson College	L	0-3
1980	UMSL	L	0-3
1980	William Woods	W	3-2
1980	Pittsburgh State	L	0-3
1980	St. Mary's of Plains	L	0-2
1980	Benedictine	T	1-1
1980	Northwest Missouri	L	0-2
1980	Missouri Western	L	0-2

1980 Northeast Missouri L, 0-2

**1981**

**28-14-2**

**Coach: Kerri Harris**

(H: 0-0, A: 0-0, N: 0-0)

Date	Opponent	H/A	Result
Sept. 9	Jefferson College	L	0-3
Sept. 11-12	SW Baptist	N	W, 2-0
Sept. 11-12	Pittsburgh St.	A	W, 2-0
Sept. 11-12	Tabor College	N	W, 2-0
Sept. 11-12	Central MO. St.	N	W, 2-1
Sept. 11-12	MO. Western	N	W, 2-0
Sept. 11-12	Bethany Nazarene	N	W, 2-0
Sept. 11-12	Bethel College	N	L, 0-2
Sept. 19	McKendree	W	3-0
Sept. 19	MacMurray	W	3-0
Sept. 22	Northeast MO. State	W	2-1
Sept. 22	William Woods	W	2-1
Sept. 26	Henderson College	W	2-0
Sept. 26	Central Arkansas	W	3-0
Sept. 26	Arkansas State	W	3-1
Sept. 28	Florissant Valley CC	W	3-0
Sept. 29	UMSL	W	3-1
Oct. 2-3	Loyola	A	L, 0-2
Oct. 2-3	Butler	N	W, 2-1
Oct. 2-3	Ambrose	N	L, 0-2
Oct. 2-3	Dalton	N	L, 1-2
Oct. 6	Jefferson College	L	1-3
Oct. 9-10	Central MO. State	A	L, 0-2
Oct. 9-10	Johnson	N	W, 2-0
Oct. 9-10	W. North Iowa	N	L, 0-2
Oct. 9-10	Missouri Southern	N	W, 2-0
Oct. 9-10	Saint Mary	N	L, 0-2
Oct. 13	Saint Louis	L	2-3
Oct. 16-17	Eastern Illinois	A	T, 1-1
Oct. 16-17	Saint Francis	N	W, 2-1
Oct. 16-17	Northeastern Ill.	N	T, 1-1
Oct. 16-17	Chicago State	N	W, 2-1
Oct. 16-17	St. Joseph's	N	L, 1-2
Oct. 20	UMSL	L	2-3
Oct. 20	Harris-Stowe	W	3-0
Oct. 23	Arkansas State	L	1-3
Oct. 30-31	Christian Brothers	N	W, 2-0
Oct. 30-31	Southwestern	N	W, 2-0
Oct. 30-31	UT Chattanooga	N	W, 2-0
Oct. 30-31	Univ. of the South	N	W, 2-0
Oct. 30-31	UT Martin	A	W, 2-1
Nov. 6	Northeast MO. State	W	2-0
Nov. 6	Harris-Stowe	W	2-0
Nov. 7	Northwest MO. State	L	1-3

**1982**

**18-14-3**

**Coach: Lana Flynn**

(H: 0-0, A: 0-0, N: 0-0)

Date	Opponent	H/A	Result
1982	Benedictine	W	2-0
1982	Missouri Western	T	1-1
1982	Missouri Southern	T	1-1
1982	John Brown	W	2-0
1982	Drury	W	2-0

1982	Drury	W	2-0
1982	Central Missouri State	L	0-2
1982	Bethel	W	2-0
1982	Graceland	W	2-0
1982	Bradley	W	2-0
1982	William Woods	W	2-0
1982	Central Missouri State	L	0-2
1982	Arkansas State	L	2-3
1982	UT Martin	W	3-1
1982	Loras	W	3-0
1982	St. Xavier	W	3-1
1982	St. Ambrose	L	2-3
1982	Loyola	L	0-3
1982	Lincoln	W	2-0
1982	UMSL	L	1-2
1982	Northeast MO. State	L	0-2
1982	Bellarmino	W	3-0
1982	UT Martin	W	3-2
1982	Arkansas State	W	3-2
1982	Central MO. State	L	0-2
1982	UMSL	L	0-2
1982	Wisconsin	T	1-1
1982	Marquette	W	2-0
1982	Central Missouri State	L	0-2
1982	Wisconsin	L	0-2
1982	Saint Louis	L	2-3
1982	Central Missouri State	L	1-3
1982	Northwest MO. State	L	0-3
1982	Lincoln	W	3-0
1982	UMSL	W	3-0

**1983**

**22-18-1**

**Coach: Lana Flynn**

(H: 0-0, A: 0-0, N: 0-0)

Date	Opponent	H/A	Result
1983	School of Ozarks	T	1-1
1983	Benedictine	W	2-0
1983	Pittsburg State	W	2-0
1983	Southwest Baptist	W	2-0
1983	Missouri Southern	L	1-2
1983	School of Ozarks	L	1-2
1983	Rockhurst	W	2-0
1983	William Woods	W	2-0
1983	Arkansas State	W	3-2
1983	UT Martin	W	3-2
1983	Bethel College	W	2-1
1983	Sam Houston State	L	0-2
1983	Central Missouri State	L	0-2
1983	Northwest MO. State	W	2-0
1983	Angelo State	L	0-2
1983	UMSL	W	2-0
1983	UMSL	W	2-0
1983	McKendree	W	2-1
1983	Montevallo	L	2-3
1983	UT Martin	W	3-2
1983	Arkansas State	L	1-3
1983	UMSL	W	2-1
1983	Northeast MO. State	L	0-2
1983	Northwest MO. State	W	2-0
1983	Central Missouri State	L	1-2
1983	Lincoln	W	2-0

1983	Loyola	L	2-3
1983	Evansville	L	1-3
1983	Arkansas State	L	1-3
1983	UMSL	W	2-1
1983	Murray State	W	2-0
1983	DePaul	L	0-2
1983	Memphis State	L	0-3
1983	Saint Louis	W	3-2
1983	Memphis State	L	1-3
1983	UT Martin	L	0-3
1983	Lincoln	W	2-0
1983	Northeast MO. State	L	1-2
1983	UMSL	W	2-0
1983	Northwest MO. State	W	2-1
1983	Northeast MO. State	L	1-2

**1984**

**40-11**

**Coach: Lana Flynn**

(H: 0-0, A: 0-0, N: 0-0)

Date	Opponent	H/A	Result
1984	Missouri Southern	L	1-2
1984	North Dakota State	L	0-2
1984	UMSL	W	2-0
1984	Elmhurst	W	2-1
1984	Tarkio	W	2-0
1984	Culver-Stockton	L	1-2
1984	McKendree	W	2-0
1984	William Woods	W	2-0
1984	Illinois Wesleyan	W	2-0
1984	McKendree	W	2-1
1984	Wheaton	W	2-0
1984	Arkansas State	W	2-1
1984	Evansville	W	2-0
1984	William Woods	W	3-1
1984	UMSL	W	2-0
1984	Lincoln	W	2-0
1984	Northeast Missouri	W	2-0
1984	Northwest Missouri	L	0-2
1984	Central Missouri	L	1-2
1984	Murray State	W	3-1
1984	Missouri Baptist	W	3-0
1984	UIS-Evansville	W	3-0
1984	St. Joseph	W	3-0
1984	McKendree	W	2-1
1984	UMSL	W	2-0
1984	UMSL	W	2-0
1984	St. Xavier	W	2-0
1984	Northeastern Illinois	W	2-0
1984	Quincy	L	2-0
1984	St. Francis	L	2-0
1984	UT Martin	W	3-1
1984	UIS-Evansville	W	3-0
1984	Northern Kentucky	W	3-2
1984	Bellarmino	W	3-0
1984	Lewis	L	1-3
1984	UIS-Evansville	W	3-0
1984	UMSL	W	3-0
1984	Memphis State	L	0-3
1984	Arkansas State	W	2-0
1984	UMSL	W	2-0
1984	UIS-Evansville	W	3-0





*The yearly results are still being researched  
and should be considered a work in progress.*

1984	Bellarmino	W, 3-0
1984	UT Martin	W, 3-1
1984	Saint Louis	W, 3-0
1984	Murray State	W, 2-0
1984	Missouri Baptist	W, 2-0
1984	Lincoln	W, 2-0
1984	Central Missouri	L, 0-2
1984	UMSL	W, 2-0
1984	Northeast Missouri	W, 2-1
1984	Northwest Missouri	L, 0-2

**1985**

**26-13**

**Coach: Lana Flynn**

**(H: 0-0, A: 0-0, N: 0-0)**

Date	Opponent	H/A	Result
1985	Texas Women's Univ.	L, 0-2	
1985	Missouri Baptist	W, 3-0	
1985	Michigan Tech	W, 2-0	
1985	Nebraska	L, 0-2	
1985	Texas Women's Univ.	L, 1-2	
1985	Central Missouri	L, 0-2	
1985	Missouri Baptist	W, 2-0	
1985	Arkansas State	W, 2-0	
1985	Oakland City	W, 2-0	
1985	McKendree	L, 0-2	
1985	Northeast Missouri	W, 3-0	
1985	Northwest Missouri	L, 2-3	
1985	Lincoln	W, 3-0	
1985	UMSL	W, 3-0	
1985	Central Missouri	L, 2-3	
1985	Evansville	W, 2-0	
1985	Miss. Univ. for Women	L, 0-2	
1985	Montevallo	L, 0-3	
1985	West Georgia College	W, 2-0	
1985	Christian Brothers	W, 2-1	
1985	Southwest Baptist	W, 2-0	
1985	Murray State	W, 1-2	
1985	Western Kentucky	W, 2-0	
1985	UMSL	W, 3-1	
1985	Murray State	W, 2-0	
1985	Evansville	W, 3-1	
1985	UT Martin	W, 3-0	
1985	Western Kentucky	W, 2-0	
1985	Rhodes	W, 2-0	
1985	Thomas Moore	W, 2-0	
1985	Christian Brothers	W, 2-0	
1985	Southern Indiana	L, 0-2	
1985	McKendree	W, 3-2	
1985	Arkansas State	L, 0-3	
1985	UT Martin	W, 3-0	
1985	Saint Louis	W, 3-2	

**MIAA Tournament**

1985	Lincoln	W, 3-0
1985	Northeast Missouri	L, 1-3
1985	Northwest Missouri	L, 1-3

**1986**

**37-9**

**Coach: Lana Flynn**

**(H: 0-0, A: 0-0, N: 0-0)**

Date	Opponent	H/A	Result
1986	UT Martin	W, 3-1	
1986	Saint Louis	W, 2-0	
1986	Tulsa	W, 2-0	
1986	Arkansas State	W, 3-0	
1986	Saint Louis	W, 2-0	
1986	Tulsa	L, 0-2	

1986	McKendree	W, 3-2
1986	Northeast Missouri	W, 3-0
1986	Central Missouri	L, 0-3
1986	Southwest Baptist	L, 0-3
1986	UMSL	W, 3-1
1986	Northwest Missouri	W, 3-1
1986	Lincoln	W, 3-0
1986	Murray State	W, 3-0
1986	Western Kentucky	W, 2-1
1986	Tennessee State	W, 2-0
1986	Kentucky Wesleyan	W, 2-0
1986	Austin Peay	W, 2-0
1986	Austin Peay	W, 2-0
1986	Western Kentucky	W, 2-0
1986	Arkansas State	W, 3-1
1986	Christian Brothers	W, 2-0
1986	Jacksonville State	W, 2-0
1986	Mississippi College	W, 2-0
1986	MTSU	W, 2-0
1986	UT Martin	W, 3-0
1986	Jacksonville State	W, 3-1
1986	Murray State	W, 3-1
1986	Evansville	W, 3-0
1986	East Montana	W, 2-0
1986	Fort Lewis	W, 2-1
1986	Mesa	L, 1-2
1986	Temple	W, 2-0
1986	Northern Colorado	L, 1-2
1986	Northwest Missouri	L, 2-0
1986	Carroll	L, 1-3
1986	Arkansas State	W, 3-2
1986	UMSL	W, 2-0
1986	McKendree	W, 2-0
1986	Evansville	W, 2-0
1986	Missouri Baptist	W, 2-0
1986	UT Martin	W, 3-2
1986	Saint Louis	W, 3-1
1986	Northwest Missouri	W, 3-0
1986	Central Missouri	L, 0-3
1986	UMSL	L, 0-3

**1987**

**26-14**

**Coach: Lana Flynn**

**(H: 0-0, A: 0-0, N: 0-0)**

Date	Opponent	H/A	Result
1987	Murray State	H	W, 3-0
1987	Tulsa	H	W, 3-2
1987	Saint Louis	A	L, 1-3
1987	UT Martin	H	W, 3-0
1987	Southwest Baptist	H	W, 3-1
1987	Central MO. State	H	L, 0-3
1987	Northwest MO. State	H	W, 3-0
1987	UMSL	A	L, 2-3
1987	Lincoln	H	W, 3-0
1987	Northeast MO. State	H	W, 3-2
1987	Quincy	H	W, 2-0
1987	McKendree	A	L, 2-1
1987	Arkansas State	A	W, 3-0
1987	Evansville	H	W, 3-1
1987	Appalachian St.	H	W, 2-0
1987	Huntington	H	W, 2-1
1987	Jacksonville State	H	W, 2-0
1987	Appalachian St.	H	L, 1-2
1987	Murray State	H	W, 2-0
1987	UMSL	H	W, 2-1
1987	Southern Indiana	H	W, 2-0
1987	UMSL	H	L, 1-2

1987	Missouri Baptist	A	W, 3-2
1987	Drury	H	L, 0-2
1987	Southwest Baptist	H	W, 2-0
1987	McKendree	H	W, 2-1
1987	UMSL	H	L, 0-2
1987	Arkansas State	H	W, 3-2
1987	UT Martin	A	W, 3-1
1987	Florida Southern	H	L, 1-3
1987	Huntington	H	L, 3-0
1987	Texas Women's Univ.	H	W, 3-2
1987	Samford	H	W, 3-0
1987	MS. Univ.-Women	A	L, 0-3
1987	Evansville	A	W, 3-2
1987	Northwest MO. St.	H	W, 3-0
1987	UMSL	H	L, 1-3
1987	Northeast MO. St.	A	L, 2-3
1987	Murray State	A	W, 3-2

**1988**

**33-14**

**Coach: Lana Flynn**

**(H: 0-0, A: 0-0, N: 0-0)**

Date	Opponent	H/A	Result
1988	Southern Indiana	H	W, 3-0
1988	Southwest Baptist	H	W, 3-2
1988	UMSL	A	L, 2-3
1988	UT Martin	A	L, 1-3
1988	Jacksonville State	H	W, 3-0
1988	Jackson State	H	W, 3-0
1988	North Alabama	N	W, 3-0
1988	MS Univ. for Women	A	L, 0-3
1988	Murray State	H	W, 3-0
1988	MTSU	H	W, 3-0
1988	Evansville	A	W, 3-1
1988	UT Martin	H	W, 3-0
1988	Arkansas State	A	L, 0-3
1988	Central MO. State	N	L, 0-3
1988	UMSL	N	L, 2-3
1988	Lincoln	N	W, 3-0
1988	Northwest MO. St.	N	W, 3-0
1988	Southwest Baptist	N	W, 3-0
1988	Northeast MO. St.	N	W, 3-0
1988	Huntington	N	W, 3-0
1988	Northwest MO. St.	N	W, 3-0
1988	West Georgia	N	W, 3-0
1988	UT Martin	A	W, 3-1
1988	Arkansas State	H	L, 1-3
1988	Saint Louis	H	W, 3-1
1988	Florida Atlantic	N	W, 3-1
1988	Tampa	A	L, 0-3
1988	UNC-Greensboro	N	W, 3-1
1988	Bellarmino	N	W, 3-1
1988	St. Joseph's (Ind.)	N	W, 3-2
1988	McKendree	A	W, 3-0
1988	UT Martin	H	W, 3-1
1988	North Alabama	H	W, 3-0
1988	MS Univ. for Women	H	W, 3-2
1988	Southwest Baptist	H	W, 3-0
1988	Drury	H	W, 3-2
1988	St. Francis (Ill.)	N	L, 1-3
1988	Tampa	N	L, 0-3
1988	Southwest Baptist	N	W, 3-1
1988	Northwest MO. St.	N	W, 3-0
1988	Evansville	H	W, 3-1
1988	Saint Louis	H	L, 2-3
1988	Murray State	A	L, 0-3
1988	Northeast MO. St.	N	W, 3-0
1988	UMSL	N	W, 3-2

1988	Central MO. St.	N	L, 1-3
1988	UMSL	N	L, 1-3
<b>1989</b>			
<b>31-20</b>			
<b>Coach: Cindy Gannon</b>			
<b>(H: 0-0, A: 0-0, N: 0-0)</b>			
Date	Opponent	H/A	Result

1989	Washburn	N	W, 3-2
1989	UMSL	N	L, 0-3
1989	Quincy	N	W, 3-1
1989	Southern Indiana	N	W, 3-0
1989	Northwest MO. St.	N	W, 3-0
1989	UMSL	A	L, 1-3
1989	Arkansas State	A	L, 1-3
1989	UT Martin	H	W, 3-2
1989	Indiana State	N	L, 0-3
1989	Evansville	A	L, 2-3
1989	MTSU	N	W, 3-0
1989	Murray State	H	W, 3-0
1989	Missouri Southern	N	W, 3-1
1989	Northwest MO. St.	N	W, 3-2
1989	Southwest Baptist	N	W, 3-0
1989	Pittsburg State	N	W, 3-0
1989	Nebraska Omaha	N	L, 0-3
1989	Missouri Western	N	W, 3-1
1989	Tampa	N	L, 0-3
1989	Northwest MO. St.	N	W, 3-0
1989	Wayne State	N	W, 3-0
1989	Florida Southern	N	L, 0-3
1989	UT Martin	H	W, 3-0
1989	MS Univ. for Women	H	W, 3-1
1989	North Alabama	H	W, 3-0
1989	McKendree	H	W, 3-0
1989	UMSL	H	L, 0-3
1989	UT Martin	A	W, 3-2
1989	Evansville	H	W, 3-2
1989	Northeast MO. St.	N	W, 3-0
1989	Central Missouri St.	N	L, 0-3
1989	Missouri Western	N	W, 3-1
1989	UMSL	N	L, 2-3
1989	Washburn	N	W, 3-0
1989	Arkansas State	H	L, 0-3
1989	Saint Louis	A	L, 0-3
1989	Northeastern Illinois	N	W, 3-0
1989	UMSL	A	L, 2-3
1989	Missouri Southern	N	W, 3-0
1989	St. Francis	N	L, 0-2
1989	Ark.-Little Rock	N	W, 3-1
1989	Florida Southern	N	L, 0-3
1989	Regis	N	L, 0-3
1989	Grand Valley	N	W, 3-1
1989	St. Cloud St.	N	W, 3-2
1989	Minnesota-Duluth	N	L, 0-3
1989	Northwest MO. St.	N	W, 3-1
1989	UMSL	N	L, 1-3
1989	Missouri Southern	N	W, 3-0
1989	Missouri Western	N	W, 3-1
1989	Murray State	A	L, 1-3

**1990**

**31-12**

**Coach: Cindy Gannon**

**(H: 0-0, A: 0-0, N: 0-0)**

Date	Opponent	H/A	Result
Sept. 7	Quincy	N	W, 3-0
Sept. 7	Southwest Baptist	N	W, 3-0
Sept. 8	UMSL	A	L, 2-3

Sept. 8	Portland State	N	L, 2-3
Sept. 11	Arkansas State	A	W, 3-2
Sept. 14	Tampa	N	L, 2-3
Sept. 14	Ferris State	N	L, 2-3
Sept. 14	Mankato	N	W, 3-2
Sept. 15	Metro	N	W, 3-0
Sept. 15	Central Missouri	A	L, 2-3
Sept. 18	UT Martin	A	W, 3-0
Sept. 21	Missouri Western	N	W, 3-0
Sept. 21	Washburn	N	W, 3-0
Sept. 22	Northeast MO. St.	N	W, 3-0
Sept. 22	Missouri Southern	N	W, 3-1
Sept. 26	Murray State	H	W, 3-0
Sept. 15	North Dakota State	N	W, 3-2
Oct. 5	Evansville	A	W, 3-1
Oct. 6	UMKC	N	W, 3-0
Oct. 6	Chicago State	N	W, 3-0
Oct. 9	Southern Indiana	H	W, 3-0
Oct. 12	Tampa	N	L, 0-3
Oct. 12	Rollins	N	W, 3-0
Oct. 13	Stetson	N	W, 3-0
Oct. 14	Florida Southern	A	L, 2-3
Oct. 14	#2 Tampa	N	W, 3-0
Oct. 19	Central Missouri St.	A	L, 0-3
Oct. 19	Northwest MO. St.	N	W, 3-1
Oct. 20	UMSL	N	W, 3-0
Oct. 20	Southwest Baptist	N	W, 3-0
Oct. 20	Pittsburg State	N	W, 3-0
Oct. 23	Murray State	A	W, 3-0
Oct. 25	Arkansas State	H	L, 1-3
Oct. 30	UT Martin	H	W, 3-0
Nov. 1	Southern Indiana	A	W, 3-0
Nov. 2	North Alabama	N	W, 3-0
Nov. 2	Bellarmino	N	W, 3-0
Nov. 3	Nebraska-Kearney	N	L, 1-3
Nov. 3	UMSL	A	W, 3-0
Nov. 3	Morningside	N	W, 3-0
Nov. 9	Northwest MO. St.	A	W, 3-0
Nov. 10	UMSL	N	L, 2-3
Nov. 23	New Haven	N	L, 1-3

**1991**

**19-18**

**Coach: Cindy Gannon**

**(H: 0-0, A: 0-0, N: 0-0)**

Date	Opponent	H/A	Result
Sept. 6	Eastern Michigan	N	L, 2-3
Sept. 7	Southern Illinois	A	L, 0-3
Sept. 7	Mississippi	N	L, 0-3
Sept. 10	Arkansas State	A	L, 0-3
Sept. 13	Eastern Kentucky	A	L, 0-3

# #LETSSOAR

Oct. 25	Tennessee State	A	W, 3-0
Oct. 26	MTSU	A	W, 3-0
Oct. 26	Tennessee Tech	A	W, 3-0
Oct. 29	Austin Peay	H	W, 3-0
Nov. 1	Missouri	A	L, 0-3
Nov. 2	Tulsa	N	W, 3-0
Nov. 2	Western Kentucky	N	L, 1-3
Nov. 5	UT Martin	H	W, 3-0
Nov. 8	East Tennessee St.	A	L, 2-3
Nov. 9	South Carolina	N	W, 3-1
Nov. 9	South Florida	N	L, 1-3
Nov. 12	Murray State	A	W, 3-2
Nov. 19	Arkansas State	H	L, 1-3
Nov. 22	Tennessee State	N	W, 3-0
Nov. 23	Austin Peay	N	L, 1-3

1992

19-18

**Coach: Cindy Gannon**  
(H: 0-0, A: 0-0, N: 0-0)

Date	Opponent	H/A	Result
Sept. 1	UMSL	H	W, 3-0
Sept. 4	Illinois State	A	L, 0-3
Sept. 5	Indiana State	N	L, 2-3
Sept. 5	Iowa State	N	L, 0-3
Sept. 11	Memphis State	A	L, 1-3
Sept. 12	Ark.-Little Rock	N	W, 3-2
Sept. 12	Austin Peay	N	L, 1-3
Sept. 15	Southern Illinois	H	L, 1-3
Sept. 18	Iowa State	N	L, 0-3
Sept. 19	Butler	N	W, 3-0
Sept. 22	St. Louis	H	W, 3-0
Sept. 25	MTSU	H	W, 3-2
Sept. 25	Tennessee State	H	W, 3-1
Sept. 26	Tennessee Tech	H	W, 3-0
Sept. 29	UT Martin	A	W, 3-2
Oct. 2	Eastern Kentucky	A	L, 1-3
Oct. 3	Morehead State	A	L, 2-3
Oct. 6	Austin Peay	A	L, 0-3
Oct. 9	Stephen F. Austin	N	L, 1-3
Oct. 9	UCS-Sacramento	N	L, 1-3
Oct. 10	Northeastern Illinois	N	W, 3-0
Oct. 10	Wichita State	A	L, 0-3
Oct. 13	Murray State	H	L, 2-3
Oct. 20	Saint Louis	A	L, 1-3
Oct. 23	MTSU	A	W, 3-2
Oct. 23	Tennessee State	N	W, 3-0
Oct. 24	Tennessee Tech	A	W, 3-0
Oct. 27	UT Martin	H	W, 3-1
Oct. 30	Eastern Kentucky	H	W, 3-0
Oct. 31	Morehead State	H	W, 3-1
Nov. 3	Austin Peay	H	L, 1-3
Nov. 10	Murray State	A	W, 3-0
Nov. 13	Evansville	H	W, 3-0
Nov. 13	Western Kentucky	H	W, 3-1
Nov. 14	Missouri	H	L, 0-3
Nov. 20	UT Martin	N	W, 3-0
Nov. 21	Murray State	N	L, 2-3

1993

28-11

**Coach: Cindy Gannon**  
(H: 0-0, A: 0-0, N: 0-0)

Date	Opponent	H/A	Result
Sept. 3-4	Stephen F. Austin	N	L, 2-3
Sept. 3-4	McNeese St.	N	L, 2-3
Sept. 3-4	UMKC	N	W, 3-2
Sept. 3-4	Ark.-Little Rock	A	L, 2-3

Sept. 10-11	Tulsa	N	W, 3-1
Sept. 10-11	Northeastern Illinois	N	W, 3-0
Sept. 10-11	McNeese St.	N	W, 3-2
Sept. 10-11	Kansas	A	L, 1-3
Sept. 14	Saint Louis	H	W, 3-0
Sept. 17-18	South Carolina	N	W, 3-0
Sept. 17-18	East Tennessee St.	A	W, 3-0
Sept. 17-18	Virginia Tech	N	W, 3-1
Sept. 24	Tennessee Tech	A	L, 0-3
Sept. 25	MTSU	A	W, 3-0
Sept. 25	Tennessee State	A	W, 3-0
Sept. 28	UT Martin	H	W, 3-0
Oct. 1	Morehead State	H	W, 3-1
Oct. 2	Eastern Kentucky	H	W, 3-1
Oct. 5	Austin Peay	H	W, 3-1
Oct. 8	Missouri	A	L, 1-3
Oct. 9	UMKC	A	W, 3-1
Oct. 12	Murray State	A	W, 3-1
Oct. 14	Evansville	H	W, 3-0
Oct. 18	Drake	H	L, 2-3
Oct. 19	Saint Louis	A	W, 3-2
Oct. 22	Tennessee Tech	H	W, 3-0
Oct. 23	MTSU	H	W, 3-1
Oct. 23	Tennessee St.	H	W, 3-0
Oct. 26	UT Martin	A	W, 3-0
Oct. 29	Eastern Kentucky	A	W, 3-2
Oct. 30	Morehead State	A	W, 3-1
Nov. 2	Austin Peay	A	W, 3-0
Nov. 9	Murray State	H	W, 3-1
Nov. 12-13	Arkansas State	N	L, 0-3
Nov. 12-13	Southern Illinois	A	L, 2-3
Nov. 12-13	Loyola-Chicago	N	L, 0-3

## Ohio Valley Tournament

Nov. 19-21	MTSU	N	W, 3-1
Nov. 19-21	Tennessee Tech	N	W, 3-0
Nov. 19-21	Morehead State	N	L, 1-3

1994

28-11

**Coach: Cindy Gannon**  
(H: 0-0, A: 0-0, N: 0-0)

Date	Opponent	H/A	Result
Sept. 2-3	Marquette	N	W, 3-1
Sept. 2-3	West Virginia	N	W, 3-2
Sept. 2-3	Valparaiso	A	W, 3-2
Sept. 2-3	Iowa State	N	L, 0-3
Sept. 6	Saint Louis	A	L, 1-3
Sept. 9-10	Dayton	N	L, 2-3
Sept. 9-10	Arkansas State	A	L, 0-3
Sept. 9-10	Western Illinois	N	W, 3-1
Sept. 11	Moscow City (Exhib)	H	L, 0-3
Sept. 13	Southern Illinois	H	W, 3-2
Sept. 16-17	Northwestern	A	L, 1-3
Sept. 16-17	Wis.-Milwaukee	N	W, 3-0
Sept. 16-17	Northeastern Illinois	N	W, 1-3
Sept. 20	Missouri	H	W, 3-2
Sept. 23	MTSU	H	W, 3-1
Sept. 24	Tennessee Tech	H	W, 3-1
Sept. 27	UT Martin	A	W, 3-1
Sept. 30	Morehead State	A	W, 3-2
Oct. 1	Eastern Kentucky	A	W, 3-1
Oct. 4	Austin Peay	A	W, 3-0
Oct. 7-8	Indiana State	N	L, 0-3
Oct. 7-8	Loyola	A	L, 0-3
Oct. 7-8	Bradley	N	L, 0-3
Oct. 7-8	Valparaiso	N	L, 0-3
Oct. 11	Murray State	H	L, 1-3
Oct. 13	Tennessee State	H	W, 3-0

Oct. 21	Tennessee State	A	W, 3-0
Oct. 21	MTSU	A	W, 3-2
Oct. 22	Tennessee Tech	A	W, 3-1
Oct. 25	UT Martin	H	W, 3-0
Oct. 28	Eastern Kentucky	H	W, 3-1
Oct. 29	Morehead State	H	W, 3-1
Nov. 1	Austin Peay	H	W, 3-0
Nov. 8	Murray State	A	W, 3-0
Nov. 11-12	Eastern Illinois	H	W, 3-2
Nov. 11-12	Ark.-Little Rock	H	W, 3-1
Nov. 11-12	Saint Louis	H	L, 0-3
Nov. 11-12	Memphis	H	L, 0-3

## Ohio Valley Conference Tournament

Nov. 18-20	MTSU	N	W, 3-2
Nov. 18-20	Eastern Kentucky	N	W, 3-2
Nov. 18-20	Murray State	N	W, 3-2
Nov. 26	Central Florida	N	L, 0-3

1995

24-12

**Coach: Cindy Gannon**  
(H: 0-0, A: 0-0, N: 0-0)

Date	Opponent	H/A	Result
Sept. 1	Bradley	N	W, 3-0
Sept. 1	McNeese St.	N	W, 3-2
Sept. 2	Texas-San Antonio	N	W, 3-0
Sept. 2	Arkansas St.	N	L, 0-3
Sept. 5	UMSL	H	W, 3-1
Sept. 8	Wis.-Green Bay	N	W, 3-0
Sept. 8	Saint Louis	A	L, 1-3
Sept. 9	Valparaiso	N	L, 0-3
Sept. 9	UMKC	N	W, 3-0
Sept. 14	Washington St.	A	L, 0-3
Sept. 15	Cal State Northridge	N	W, 3-0
Sept. 16	Idaho	A	L, 1-3
Sept. 16	Oral Roberts	N	L, 0-3
Sept. 17	Eastern Washington	A	L, 0-3
Sept. 26	UT Martin	H	W, 3-2
Sept. 29	Tennessee Tech	A	L, 1-3
Sept. 30	MTSU	A	W, 3-0
Sept. 30	Tennessee State	A	W, 3-0
Oct. 3	Austin Peay	H	W, 3-1
Oct. 6	Morehead State	H	L, 1-3
Oct. 7	Eastern Kentucky	H	W, 3-1
Oct. 10	Murray State	A	W, 3-0
Oct. 18	Missouri	A	L, 1-3
Oct. 21	Eastern Illinois	A	L, 2-3
Oct. 24	UT Martin	A	W, 3-0
Oct. 27	Tennessee St.	H	W, 3-0
Oct. 27	MTSU	H	W, 3-1
Oct. 28	Tennessee Tech	H	W, 3-0
Oct. 31	Austin Peay	A	W, 3-0
Nov. 3	Eastern Kentucky	A	W, 3-0
Nov. 4	Morehead State	A	W, 3-1
Nov. 7	Murray State	H	W, 3-1
Nov. 8	Saint Louis	H	W, 3-0
Nov. 11	Southern Illinois	A	W, 3-2

## Ohio Valley Conference Tournament

Nov. 17-19	UT Martin	N	W, 3-0
Nov. 17-19	Morehead State	N	L, 3-2

1996

28-8

**Coach: Cindy Gannon**  
(H: 0-0, A: 0-0, N: 0-0)

Date	Opponent	H/A	Result
Aug. 30	Missouri		W, 3-0
Aug. 31	Western Illinois		W, 3-0

Sept. 3	Southern Illinois	L, 2-3
Sept. 6	Butler	L, 1-3
Sept. 6	Alabama	W, 3-0
Sept. 7	Saint Louis	L, 2-3
Sept. 7	Kansas	L, 2-3
Sept. 13	Georgia	L, 1-3
Sept. 14	Louisville	L, 0-3
Sept. 17	Eastern Illinois	W, 3-1
Sept. 24	UT Martin	W, 3-2
Sept. 27	UMKC	W, 3-1
Sept. 28	Tennessee State	W, 3-0
Oct. 1	Austin Peay	W, 3-0
Oct. 4	Eastern Kentucky	W, 3-1
Oct. 5	Morehead State	W, 3-1
Oct. 8	Murray State	W, 3-1
Oct. 11	MTSU	W, 3-0
Oct. 12	Tennessee Tech	W, 3-0
Oct. 17	Austin Peay	W, 3-0
Oct. 18	Tennessee State	W, 3-1
Oct. 20	Northeastern Illinois	W, 3-0
Oct. 22	Eastern Illinois	W, 3-0
Nov. 1	MTSU	W, 3-1
Nov. 2	Tennessee Tech	W, 3-1
Nov. 4	USC	L, 0-3
Nov. 5	Murray State	W, 3-2
Nov. 9	Ark.-Little Rock	L, 2-3
Nov. 9	Memphis	W, 3-0
Nov. 12	UT Martin	W, 3-0
Nov. 15	Morehead State	W, 3-0
Nov. 16	Eastern Kentucky	W, 3-0

## Ohio Valley Conference Tournament

Nov. 22	UT Martin	W, 3-0
Nov. 23	Morehead State	W, 3-0
Nov. 24	Eastern Illinois	W, 3-1

## NCAA Tournament

Nov. 29	Valparaiso	W, 3-1
Dec. 4	USC	L, 0-3

1997

26-9

**Coach Cindy Gannon**  
(H: 0-0, A: 0-0, N: 0-0)

Date	Opponent	H/A	Result
Aug. 29	Butler	N	L, 0-3
Aug. 29	Saint Louis	N	W, 3-1
Aug. 30	Southwest Missouri	A	W, 3-1
Aug. 30	Western Illinois	N	W, 3-0
Sept. 5	Northern Iowa	N	W, 3-1
Sept. 6	Loyola-Chicago	A	L, 1-3
Sept. 6	Cincinnati	N	L, 1-3
Sept. 9	Southern Illinois	A	L, 2-3
Sept. 12	Arkansas State	N	W, 3-2
Sept. 12	George Washington	N	W, 3-1
Sept. 13	East Tennessee St.	N	W, 3-0
Sept. 13	Saint Louis	A	W, 3-0
Sept. 18	MTSU	H	W, 3-0
Sept. 21	Tennessee Tech	H	W, 3-1
Sept. 23	UT Martin	A	W, 3-0
Sept. 26	Morehead State	H	W, 3-0
Sept. 27	Eastern Kentucky	H	W, 3-0
Sept. 30	Eastern Illinois	H	W, 3-2
Oct. 2	Murray State	H	L, 2-3
Oct. 4	Tennessee State	H	W, 3-0
Oct. 7	Arkansas State	H	W, 3-2
Oct. 10	UMKC	A	W, 3-0
Oct. 11	Oral Roberts	N	L, 0-3
Oct. 14	Austin Peay	H	W, 3-0
Oct. 21	Murray State	A	L, 1-3

Oct. 25	Tennessee Tech	A	W, 3-1
Oct. 26	MTSU	A	W, 3-0
Oct. 31	Austin Peay	A	L, 0-3
Nov. 1	Tennessee State	A	W, 3-0
Nov. 4	Eastern Illinois	A	W, 3-0
Nov. 11	UT Martin	H	W, 3-0
Nov. 14	Eastern Kentucky	A	W, 3-0
Nov. 15	Morehead State	A	W, 3-0
Nov. 21	Tennessee State	H	W, 3-1
Nov. 22	Eastern Illinois	H	L, 1-3

1998

24-12

**Coach: Cindy Gannon**  
(H: 0-0, A: 0-0, N: 0-0)

Date	Opponent	H/A	Result
Sept. 1	Saint Louis	H	W, 3-1
Sept. 4	Illinois	A	L, 0-3
Sept. 5	Oral Roberts	N	L, 1-3
Sept. 5	Akron	N	L, 0-3
Sept. 12	Morehead St.	A	L, 1-3
Sept. 13	Eastern Kentucky	A	W, 3-0
Sept. 18	MTSU	H	W, 3-0
Sept. 19	Tennessee Tech	H	W, 3-0
Sept. 22	Eastern Illinois	H	L, 0-3
Sept. 25	Wichita State	N	L, 2-3
Sept. 25	Hofstra	N	W, 3-0
Sept. 26	Southwest Missouri	A	W, 3-0
Sept. 26	Colorado State	N	L, 0-3
Sept. 29	Southern Illinois	H	W, 3-0
Oct. 2	Eastern Kentucky	H	W, 3-0
Oct. 3	Morehead State	H	W, 3-0
Oct. 6	Arkansas State	H	W, 3-1
Oct. 8	UT Martin	A	W, 3-0
Oct. 10	Tennessee State	H	W, 3-0
Oct. 13	Murray State	A	W, 3-0
Oct. 16	Syracuse	N	W, 3-1
Oct. 17	Southern Illinois	A	W, 3-1
Oct. 17	West Virginia	N	W, 3-0
Oct. 20	Austin Peay	H	W, 3-0
Oct. 22	Eastern Illinois	A	L, 1-3
Oct. 31	MTSU	A	W, 3-0
Nov. 1	Tennessee Tech	A	L, 2-3
Nov. 6	Austin Peay	A	L, 2-3
Nov. 7	Tennessee State	A	W, 3-0
Nov. 10	Arkansas State	A	L, 1-3
Nov. 13	Murray State	H	W, 3-0
Nov. 14	UT Martin	H	W, 3-0

## OTC Tournament

Nov. 20	Morehead State	N	W, 3-0
Nov. 20	Tennessee Tech	N	W, 3-0
Nov. 21	Eastern Illinois	A	W, 3-0

## NCAA Tournament

Dec. 4	Stanford	A	L, 1-3
--------	----------	---	--------

1999

28-6

**Coach: Cindy Gannon**  
(H: 0-0, A: 0-0, N: 0-0)

Date	
------	--

Sept. 17	Kentucky	W, 3-0
Sept. 18	Hofstra	W, 3-0
Sept. 18	Central Michigan	W, 3-0
Sept. 24	Austin Peay	L, 1-3
Sept. 25	Tennessee State	W, 3-0
Sept. 28	UT Martin	W, 3-0
Oct. 1	Eastern Kentucky	W, 3-0
Oct. 2	Morehead State	W, 3-0
Oct. 5	Southern Illinois	W, 3-0
Oct. 12	Eastern Illinois	W, 3-1
Oct. 15	Murray State	W, 3-1
Oct. 16	UT Martin	W, 3-1
Oct. 22	MTSU	W, 3-0
Oct. 23	Tennessee Tech	W, 3-0
Oct. 26	Austin Peay	W, 3-0
Oct. 27	Arkansas	W, 3-0
Oct. 29	Morehead State	W, 3-0
Oct. 30	Eastern Kentucky	W, 3-0
Nov. 2	Murray State	W, 3-0
Nov. 5	Tennessee State	W, 3-0
Nov. 9	Eastern Illinois	W, 3-0
Nov. 13	Tennessee Tech	W, 3-1
Nov. 14	MTSU	W, 3-1
Nov. 19	Murray State	W, 3-0
Nov. 20	Austin Peay	W, 3-0
Dec. 2	Loyola Marymount	L, 2-3

## 2000

23-9

**Coach: Cindy Gannon**  
(H: 0-0, A: 0-0, N: 0-0)

Date	Opponent	H/A	Result
Sept. 1	Stephen F. Austin		W, 3-0
Sept. 2	Saint Louis		L, 2-3
Sept. 2	Southwest Missouri St.		L, 1-3
Sept. 8	Florida State		L, 0-3
Sept. 9	Ball State		L, 0-3
Sept. 9	Texas-El Paso		L, 1-3
Sept. 11	Missouri		L, 0-3
Sept. 16	UT Martin		W, 3-0
Sept. 17	Murray State		W, 3-0
Sept. 20	Eastern Illinois		W, 3-0
Sept. 22	Santa Clara		L, 0-3
Sept. 22	San Diego		L, 1-3
Sept. 23	Fresno State		W, 3-1
Sept. 26	Southern Illinois		W, 3-0
Sept. 29	Tennessee State	A	W, 3-0
Sept. 30	Tennessee Tech	A	W, 3-0
Oct. 6	Morehead State	H	W, 3-0
Oct. 7	Eastern Kentucky	H	W, 3-0
Oct. 9	Evansville	H	W, 3-1
Oct. 12	Eastern Illinois	A	W, 3-1
Oct. 20	UT Martin	A	W, 3-0
Oct. 21	Murray State	A	W, 3-0
Oct. 24	Austin Peay	A	W, 3-1
Oct. 29	Tennessee Tech	H	W, 3-1
Nov. 3	Eastern Kentucky	A	W, 3-0
Nov. 4	Morehead State	A	W, 3-0
Nov. 8	Austin Peay	H	W, 3-0
Nov. 11	Tennessee State	H	W, 3-0
Ohio Valley Conference Tournament			
Nov. 17	Austin Peay	N	W, 3-0
Nov. 18	UT Martin	N	W, 3-0
NCAA Tournament			
Nov. 30	North Carolina N W, 3-2		
Dec. 1	Florida	A	L, 0-3

## Ohio Valley Conference Tournament

Nov. 17	Austin Peay	N W, 3-0
Nov. 18	UT Martin	N W, 3-0
<b>NCAA Tournament</b>		
Nov. 30	North Carolina N.W.	3-2
Dec. 1	Florida	A L, 0-3

## 2001 15-14

**Coach: Cindy Gannon**  
(H: 0-0, A: 0-0, N: 0-0)

Date	Opponent	H/A	Result
Aug. 31	Wichita State	N	L, 2-3
Sept. 1	Louisiana Tech	N	W, 3-0
Sept. 1	Lamar	A	L, 0-3
Sept. 7	Wis.-Milwaukee	A	L, 0-3
Sept. 8	Drake	N	W, 3-2
Sept. 8	DePaul	N	L, 0-3
Sept. 18	Austin Peay	H	W, 3-0
Sept. 21	Eastern Kentucky	H	W, 3-2
Sept. 22	Morehead State	H	W, 3-1
Sept. 24	Missouri	A	L, 1-3
Sept. 28	Murray State	A	W, 3-0
Sept. 29	UT Martin	A	L, 0-3
Oct. 2	Western Illinois	H	W, 3-0
Oct. 7	Southwest Missouri	H	L, 1-3
Oct. 10	Eastern Illinois	H	L, 1-3
Oct. 12	Tennessee Tech	A	W, 3-1
Oct. 13	Tennessee State	A	W, 3-0
Oct. 16	Arkansas State	H	W, 3-0
Oct. 19	UT Martin	H	L, 1-3
Oct. 20	Murray State	H	W, 3-2

## 2002

20-12

**Coach: Cindy Gannon**  
(H: 10-5, A: 10-7, N: 0-0)

Date	Opponent	H/A	Result
Aug. 30	Arkansas	N	L, 1-3
Aug. 31	Southwest Missouri A	A	L, 0-3
Aug. 31	Utah State	N	L, 0-3
Sept. 3	Arkansas State	A	W, 3-1
Sept. 6	Bradley	A	L, 0-3
Sept. 7	South Alabama		W, 3-0
Sept. 7	IUPUI		W, 3-1
Sept. 10	Southern Illinois	H	W, 3-1
Sept. 13	Kansas	A	L, 0-3
Sept. 13	Purdue	N	W, 3-1
Sept. 14	Marquette	N	L, 0-3
Sept. 17	Saint Louis	A	L, 2-3
Sept. 20	Eastern Kentucky	H	W, 3-0
Sept. 21	Morehead State	H	L, 0-3
Sept. 27	UT Martin	A	L, 1-3
Sept. 28	Murray State	A	W, 3-2
Oct. 8	Eastern Illinois	A	W, 3-1
Oct. 11	Tennessee Tech	H	W, 3-1
Oct. 12	Austin Peay	H	W, 3-1
Oct. 18	Murray State	H	W, 3-1
Oct. 19	UT Martin	H	W, 3-0
Oct. 25	Morehead State	A	L, 2-3
Oct. 26	Eastern Kentucky	A	W, 3-0
Oct. 31	Missouri	A	L, 0-3
Nov. 1	Tennessee State	H	W, 3-0
Nov. 7	Austin Peay	A	W, 3-1
Nov. 8	Tennessee State	A	W, 3-0
Nov. 9	Tennessee Tech	A	W, 3-0
Nov. 15	Eastern Illinois	H	W, 3-0
Ohio Valley Conference Tournament			
Nov. 21	Austin Peay	N	W, 3-0
Nov. 22	Morehead State	N	W, 3-0
Nov. 23	UT Martin	N	L, 0-3

## Ohio Valley Conference Tournament

Nov. 21	Austin Peay	N W, 3-0
Nov. 22	Morehead State	N W, 3-0
Nov. 23	UT Martin	N L, 0-3

## 2003 11-19

**Coach: Cindy Gannon**  
(H: 7-5, A: 4-14, N: 0-0)

Date	Opponent	H/A	Result
Aug. 29	Colorado	N	L, 0-3
Aug. 29	Maine	A	L, 2-3
Aug. 30	Penn State	N	L, 0-3
Aug. 31	Rhode Island	N	L, 1-3
Sept. 5	Wis.-Green Bay		L, 0-3
Sept. 6	Indiana	A	L, 1-3
Sept. 6	IUPUI	N	L, 1-3
Sept. 12	Drake	A	W, 3-1
Sept. 13	DePaul	N	L, 0-3
Sept. 13	Louisiana Tech	N	L, 0-3
Sept. 16	Arkansas St.	A	L, 0-3
Sept. 23	Southern Illinois	H	L, 2-3
Sept. 26	Austin Peay	H	L, 1-3
Sept. 27	Tennessee Tech	H	W, 3-0
Oct. 1	Eastern Illinois	A	L, 1-3
Oct. 3	Tennessee State	H	W, 3-0
Oct. 5	Memphis	H	L, 1-3
Oct. 11	Tennessee Tech	A	W, 3-0
Oct. 11	Austin Peay	A	L, 0-3
Oct. 16	Tennessee State	A	W, 3-0
Oct. 17	Jacksonville State	A	L, 1-3
Oct. 18	Samford	A	W, 3-1
Oct. 21	Murray State	H	W, 3-0
Oct. 24	UT Martin	H	W, 3-0
Oct. 30	Eastern Illinois	H	W, 3-0
Nov. 7	Eastern Kentucky	H	W, 3-2
Nov. 8	Morehead State	H	W, 3-0
Nov. 14	Murray State	A	L, 2-3
Nov. 15	UT Martin	A	L, 1-3

## Ohio Valley Conference Tournament

Nov. 20	Murray State	N L, 0-3
---------	--------------	----------

## 2004

11-17

**Coach: Cindy Gannon**  
(H: 7-4, A: 4-8, N: 0-5)

Date	Opponent	H/A	Result
Sept. 1	SW Missouri St.		L, 2-3
Sept. 3	Alabany	N	L, 0-3
Sept. 4	Ball State	A	L, 0-3
Sept. 4	Valparaiso	N	L, 0-3
Sept. 7	Arkansas State	H	L, 0-3
Sept. 10	South Florida	N	0-3
Sept. 11	Illinois State	N	L, 0-3
Sept. 11	Western Kentucky	A	L, 0-3
Sept. 14	Southern Illinois	A	W, 3-0
Sept. 21	Missouri	A	L, 0-3
Sept. 24	Austin Peay	A	L, 2-3
Sept. 25	Tennessee Tech	A	L, 1-3
Oct. 1	Eastern Illinois	H	L, 1-3
Oct. 8	Tennessee Tech	H	W, 3-2
Oct. 9	Austin Peay	H	W, 3-2
Oct. 12	Tennessee State	A	W, 3-0
Oct. 15	Jacksonville State	H	L, 2-3
Oct. 16	Samford	H	W, 3-1
Oct. 22	UT Martin	A	L, 0-3
Oct. 23	Murray State	A	W, 3-0
Oct. 27	Eastern Illinois	A	L, 1-3
Oct. 30	Tennessee State	H	W, 3-0
Oct. 31	Drake	H	W, 3-0
Nov. 5	Eastern Kentucky	A	L, 0-3
Nov. 6	Morehead State	A	W, 3-2
Nov. 12	Murray State	H	W, 3-1
Nov. 13	UT Martin	H	W, 3-1

## Ohio Valley Conference Tournament

Nov. 20	Austin Peay	N L, 1-3
---------	-------------	----------

## 2005 16-16

**Coach: Renata Nowacki**  
(H: 7-3, A: 7-8, N: 2-5)

Date	Opponent	H/A	Result
Aug. 27	Saint Louis	N	L, 1-3
Aug. 27	Ark.-Little Rock	N	L, 2-3
Aug. 28	Missouri State	A	L, 0-3
Sept. 2	Air Force	A	W, 3-2
Sept. 2	Butler	A	L, 0-3
Sept. 3	Weber State	N	L, 0-3
Sept. 9	Belmont	N	W, 3-1
Sept. 9	Bradley	A	L, 1-3
Sept. 10	Northern Illinois	N	L, 0-3
Sept. 10	Oakland	N	W, 3-1
Sept. 20	Arkansas State	A	L, 1-3
Sept. 23	UT Martin	A	W, 3-0
Sept. 24	Murray State	A	W, 3-1
Sept. 30	Eastern Kentucky	H	L, 0-3
Oct. 1	Morehead State	H	W, 3-0
Oct. 5	Eastern Illinois	A	L, 2-3
Oct. 8	MTSU	A	L, 0-3
Oct. 7	Tennessee Tech	A	L, 2-3
Oct. 14	Murray State	H	W, 3-0
Oct. 15	UT Martin	H	W, 3-0
Oct. 18	Arkansas State	H	W, 3-1
Oct. 21	Jacksonville State	A	W, 3-1
Oct. 22	Samford	A	W, 3-2
Oct. 25	Southern Illinois	H	L, 2-3
Oct. 28	Tennessee State	A	L, 2-3
Oct. 29	Austin Peay	A	W, 3-1
Nov. 2	Eastern Illinois	H	W, 3-0
Nov. 5	Tennessee Tech	H	W, 3-2
Nov. 10	Jacksonville State	H	L, 0-3
Nov. 11	Samford	H	W, 3-0
Ohio Valley Conference Tournament			
Nov. 18	Eastern Illinois	N	W, 3-2
Nov. 19	Eastern Kentucky	N	L, 0-3

## Ohio Valley Conference Tournament

Nov. 18	Eastern Illinois	N W, 3-2
Nov. 19	Eastern Kentucky	N L, 0-3

## 2006 16-18

**Coach: Renata Nowacki**  
(H: 6-4, A: 4-10, N: 6-4)

Date	Opponent	H/A	Result
Aug. 25	Pittsburgh	N	L, 0-3
Aug. 25	Mississippi	A	L, 0-3
Aug. 26	Western Carolina	N	W, 3-0
Aug. 26	Ark.-Little Rock	N	L, 1-3
Sept. 1	Sacramento State	N	L, 0-3
Sept. 2	Arkansas	A	L, 0-3
Sept. 2	Stephen F. Austin	N	L, 0-3
Sept. 8	Ark.-Little Rock	N	W, 3-2
Sept. 8	Memphis	A	W, 3-0
Sept. 9	Louisiana Tech	N	W, 3-1
Sept. 9	Lipscomb	N	W, 3-1
Sept. 12	Southern Illinois	A	L, 0-3
Sept. 20	Bradley	H	W, 3-1
Sept. 22	UT Martin	H	W, 3-0
Sept. 23	Murray State	H	L, 1-3
Sept. 29	Eastern Kentucky	A	W, 3-0
Sept. 30	Morehead State	A	L, 1-3
Oct. 4	Eastern Illinois	H	W, 3-1
Oct. 6	Tennessee Tech	H	W, 3-1
Oct. 10	Missouri State	H	L, 0-3
Oct. 13	Murray State	A	L, 2-3
Oct. 14	UT Martin	A	L, 1-3
Oct. 20	Jacksonville St.	H	L, 0-3
Oct. 21	Samford	H	W, 3-1

Oct. 25	Saint Louis	A L, 0-3
Oct. 27	Tennessee State	H L, 1-3
Oct. 28	Austin Peay	H W, 3-0
Nov. 1	Eastern Illinois	A W, 3-1
Nov. 4	Tennessee Tech	A L, 1-3
Nov. 10	Samford	A W, 3-0
Nov. 11	Jacksonville St.	A L, 1-3

## Ohio Valley Conference Tournament

Nov. 16	Murray State	N W, 3-2
Nov. 17	Tennessee State	N W, 3-0
Nov. 18	Jacksonville St.	N L, 0-3

## 2007

20-12

**Coach: Renata Nowacki**  
(H: 10-2, A: 9-4, N: 1-6)

Date	Opponent	H/A	Result
Aug. 24	#16 Ohio State	N	L, 0-3
Aug. 25	Ball State	A	W, 3-2
Aug. 25	Maine	N	W, 3-0
Aug. 31	North Florida	A	W, 3-1
Sept. 1	Weber State	N	L, 0-3
Sept. 1	UTSA	N	L, 1-3
Sept. 7	Saint Louis	A	L, 1-3
Sept. 8	Connecticut	N	L, 1-3
Sept. 8	IUPUI	N	L, 1-3
Sept. 14	Tennessee St.	A	L, 2-3
Sept. 15	Tennessee Tech	A	W, 3-2
Sept. 18	Eastern Illinois	A	W, 3-2
Sept. 21	Murray State	H	L, 0-3
Sept. 22	UT Martin	H	W, 3-0
Sept. 26	Memphis	H	W, 3-2
Sept. 28	Morehead St.	H	L, 0-3
Sept. 29	Eastern Kentucky	H	W, 3-1
Oct. 2	Murray State	A	L, 0-3
Oct. 4	Austin Peay	A	W, 3-2
Oct. 9	Southern Illinois	H	W, 3-1
Oct. 12	Samford	A	W, 3-1
Oct. 13	Jacksonville St.	A	W, 3-1
Oct. 18	Tennessee State	H	W, 3-0
Oct. 19	Tennessee Tech	H	W, 3-1
Oct. 23	Eastern Illinois	H	W, 3-2
Oct. 26	Eastern Kentucky	A	W, 3-1
Oct. 27	Morehead State	A	L, 1-3
Nov. 2	Jacksonville State	H	W, 3-2
Nov. 3	Samford	H	W, 3-1
Nov. 7	UT Martin	A	W, 3-2
Nov. 9	Austin Peay	H	W, 3-0
Ohio Valley Conference Tournament			
Nov. 15	Tennessee Tech	A	L, 1-3
2008 13-14 Coach: Renata Nowacki (H: 5-5, A: 5-6, N: 3-3)			
Date	Opponent	H/A	Result
Aug. 29	South Dakota St.	N	L, 1-3
Aug. 30	Idaho	N	L, 1-3
Aug. 30	#15 MTSU	A	L, 0-3
Sept. 12	Arkansas State	N	W, 3-2
Sept. 13	Western Illinois	N	W, 3-2
Sept. 13	Southern Illinois	A	L, 1-3
Sept. 19	Eastern Kentucky	H	W, 3-0
Sept. 20	Morehead State	H	L, 0-3
Sept. 23	UT Martin	H	W, 3-0
Sept. 26	Jacksonville St.	A	W, 3-0
Sept. 27	Tennessee Tech	A	L, 0-3
Oct. 2	Eastern Illinois	A	W, 3-0
Oct. 10	Tennessee St.	H	W, 3-0
Oct. 11	Austin Peay	H	L, 0-3

## Ohio Valley Conference Tournament

Nov. 15	Tennessee Tech	A L, 1-3
---------	----------------	----------

## 2008

13-14

**Coach: Renata Nowacki**  
(H: 5-5, A: 5-6, N: 3-3)

Date	Opponent	H/A	Result
Aug. 29	South Dakota St.	N	L, 1-3
Aug. 30	Idaho	N	L, 1-3
Aug. 30	#15 MTSU	A	L, 0-3
Sept. 12	Arkansas State	N	W, 3-2
Sept. 13	Western Illinois	N	W, 3-2
Sept. 13	Southern Illinois	A	L, 1-3
Sept. 19	Eastern Kentucky	H	W, 3-2
Sept. 20	Morehead State	H	L, 0-3
Sept. 23	UT Martin	H	W, 3-0
Sept. 26	Jacksonville St.	A	W, 3-0
Sept. 27	Tennessee Tech	A	L, 0-3
Oct. 2	Eastern Illinois	A	W, 3-0
Oct. 10	Tennessee St.	H	W, 3-0
Oct. 11	Austin Peay	H	L, 0-3





Oct. 15	Saint Louis	H	L, 0-3
Oct. 17	Murray State	A	L, 0-3
Oct. 18	UT Martin	A	L, 2-3
Oct. 21	SIUE	H	L, 1-3
Oct. 24	Morehead State	A	W, 3-1
Oct. 25	Eastern Kentucky	A	W, 3-0
Oct. 28	Murray State	H	W, 3-2
Oct. 31	Eastern Illinois	A	W, 3-0
Nov. 7	Tennessee Tech	H	W, 3-1
Nov. 8	Jacksonville St.	H	L, 0-3
Nov. 14	Austin Peay	A	L, 0-3
Nov. 15	Tennessee State	A	W, 3-1

#### Ohio Valley Conference Tournament

Nov. 20	Austin Peay	N	L, 0-3
---------	-------------	---	--------

2009

13-17

Coach: Renata Nowacki  
(H: 7-5, A: 5-8, N: 2-4)

Date	Opponent	H/A	Result
Aug. 28	Arkansas St.	N	W, 3-1
Aug. 29	Memphis	A	W, 3-0
Aug. 29	Evansville	N	L, 1-3
Sept. 4	Belmont	A	L, 0-3
Sept. 5	Samford	N	W, 3-2
Sept. 5	Central Ark.	N	L, 0-3
Sept. 11	Mississippi	N	L, 1-3
Sept. 12	Georgia Tech	A	L, 1-3
Sept. 12	Clemson	N	L, 0-3
Sept. 18	Tennessee Tech	A	W, 3-2
Sept. 19	Jacksonville St.	A	L, 0-3
Sept. 22	UT Martin	A	W, 3-0
Sept. 25	Austin Peay	H	L, 0-3
Sept. 26	Tennessee St.	H	W, 3-2
Oct. 2	Eastern Kentucky	A	L, 2-3
Oct. 3	Morehead State	A	L, 0-3
Oct. 9	Jacksonville St.	H	L, 0-3
Oct. 10	Tennessee Tech	H	L, 2-3
Oct. 13	SIUE	H	W, 3-0
Oct. 16	Eastern Illinois	H	W, 3-0
Oct. 20	Southern Illinois	H	L, 1-3
Oct. 23	Tennessee St.	A	W, 3-2
Oct. 24	Austin Peay	A	L, 0-3
Oct. 30	Murray State	H	L, 1-3
Oct. 31	UT Martin	H	W, 3-0
Nov. 3	SIUE	A	W, 3-1
Nov. 6	Morehead State	H	W, 3-2
Nov. 8	Eastern Kentucky	H	W, 3-1
Nov. 10	Murray State	A	L, 1-3
Nov. 13	Eastern Illinois	A	L, 2-3

2010

7-22

Coach: Renata Nowacki  
(H: 2-8, A: 3-10, N: 2-4)

Date	Opponent	H/A	Result
Aug. 27	USC Upstate	N	L, 1-3
Aug. 28	Western Illinois	N	W, 3-1
Aug. 28	Bradley	A	W, 3-1
Sept. 3	North Carolina	N	L, 1-3
Sept. 4	Ohio	N	L, 0-3
Sept. 4	Missouri St.	A	L, 0-3
Sept. 10	USF	N	L, 0-3
Sept. 11	Southern Illinois	A	L, 1-3
Sept. 11	Mississippi State	A	W, 3-0
Sept. 24	Eastern Kentucky	H	W, 3-2
Sept. 25	Morehead State	H	L, 1-3
Sept. 28	UT Martin	H	L, 1-3
Oct. 1	Austin Peay	A	L, 0-3
Oct. 2	Tennessee State	A	L, 2-3

Oct. 8	Tennessee Tech	H	L, 1-3
Oct. 9	Jacksonville State	H	W, 3-2
Oct. 12	Saint Louis	H	L, 1-3
Oct. 14	UT Martin	A	L, 2-3
Oct. 15	Murray State	A	L, 1-3
Oct. 19	SIUE	A	L, 0-3
Oct. 22	Eastern Illinois	H	L, 0-3
Oct. 26	Murray State	H	L, 1-3
Oct. 29	Morehead State	A	L, 0-3
Oct. 30	Eastern Kentucky	A	W, 3-2
Nov. 2	Eastern Illinois	A	L, 0-3
Nov. 5	Tennessee State	H	L, 2-3
Nov. 6	Austin Peay	H	L, 0-3
Nov. 12	Jacksonville St.	A	L, 1-3
Nov. 13	Tennessee Tech	A	W, 3-1

2011

14-19

Coach: Julie Yankus  
(H: 7-3, A: 4-13, N: 3-2)

Date	Opponent	H/A	Result
Aug. 26	Georgia St.	N	L, 0-3
Aug. 26	Memphis	A	L, 1-3
Aug. 27	Alabama A&M	N	L, 1-3
Aug. 27	Ark.-Little Rock	A	L, 0-3
Sept. 2	Indiana	A	L, 0-3
Sept. 3	Buffalo	N	W, 3-1
Sept. 3	Youngstown St.	N	W, 3-2
Sept. 9	Evansville	A	L, 2-3
Sept. 10	Arizona	A	L, 0-3
Sept. 10	Illinois-Chicago	N	L, 2-3
Sept. 13	Arkansas St.	A	L, 0-3
Sept. 16	Eastern Illinois	A	W, 3-0
Sept. 17	SIUE	A	L, 0-3
Sept. 20	Murray State	H	W, 3-2
Sept. 23	Jacksonville St.	H	W, 3-2
Sept. 24	Tennessee Tech	H	W, 3-1
Sept. 30	UT Martin	A	L, 1-3
Oct. 4	Eastern Illinois	H	W, 3-1
Oct. 7	Austin Peay	A	W, 3-2
Oct. 8	Tennessee St.	A	L, 2-3
Oct. 14	Eastern Kentucky	H	W, 3-1
Oct. 15	Morehead St.	H	L, 1-3
Oct. 21	Tennessee Tech	A	W, 3-1
Oct. 22	Jacksonville St.	A	L, 2-3
Oct. 25	Murray St.	A	L, 0-3
Oct. 29	UT Martin	H	W, 3-1
Nov. 4	Morehead St.	A	L, 2-3
Nov. 5	Eastern Kentucky	A	W, 3-1
Nov. 8	SIUE	H	L, 1-3
Nov. 11	Austin Peay	H	W, 3-1
Nov. 12	Tennessee St.	H	L, 2-3

#### Ohio Valley Conference Tournament

Nov. 17	Eastern Kentucky	A	W, 3-1
Nov. 18	Morehead State	N	L, 0-3

2012

21-13

Coach: Julie Yankus  
(H: 7-2, A: 6-8, N: 8-3)

Date	Opponent	H/A	Result
Aug. 24	Valparaiso		W, 3-1
Aug. 24	South Dakota St.		L, 0-3
Aug. 25	Iowa		W, 3-2
Aug. 25	Chicago St.		W, 3-0
Aug. 31	Western Michigan		L, 0-3
Aug. 31	East Carolina		W, 3-0
Sept. 1	Wis.-Milwaukee		L, 0-3
Sept. 7	South Florida		W, 3-2
Sept. 8	Saint Louis		L, 1-3

Sept. 8	Evansville	W, 3-0
Sept. 11	Southern Illinois	L, 2-3
Sept. 14	Butler	L, 2-3
Sept. 15	Kent State	W, 3-0
Sept. 15	UC Davis	W, 3-0
Sept. 22	Eastern Illinois	W, 3-1
Sept. 22	SIUE	W, 3-1
Sept. 25	UT Martin	W, 3-1
Sept. 29	Jacksonville St.	W, 3-0
Oct. 2	Arkansas St.	L, 2-3
Oct. 5	Austin Peay	W, 3-1
Oct. 6	Murray State	W, 3-0
Oct. 12	Belmont	W, 3-2
Oct. 13	Tennessee State	W, 3-2
Oct. 19	Morehead State	L, 0-3
Oct. 20	Eastern Kentucky	L, 2-3
Oct. 23	UMKC	L, 0-3
Oct. 26	SIUE	W, 3-0
Oct. 27	Eastern Illinois	L, 2-3
Nov. 2	Murray State	W, 3-1
Nov. 3	Austin Peay	L, 2-3
Nov. 6	UT Martin	W, 3-1
Nov. 10	Tennessee Tech	W, 3-1

#### Ohio Valley Conference Tournament

Nov. 15	Jacksonville St.	W, 3-1
Nov. 16	Belmont	L, 2-3

2013

17-16

Coach: Julie Yankus  
(H: 7-3, A: 5-9, N: 5-4)

Date	Opponent	H/A	Result
Aug. 30	Mississippi St.	A	L, 0-3
Aug. 30	Ark.-Little Rock	N	W, 3-2
Aug. 31	Mississippi St.	A	W, 3-1
Sept. 6	Kansas St.	A	L, 0-3
Sept. 6	Siena	N	W, 3-0
Sept. 7	Southern Illinois	N	W, 3-2
Sept. 13	Xavier	N	L, 1-3
Sept. 14	#13 Ohio State	A	L, 1-3
Sept. 14	IUPUI	N	W, 3-2
Sept. 18	UMKC	H	W, 3-2
Sept. 20	Towson	N	W, 3-1
Sept. 20	MTSU	N	L, 0-3
Sept. 21	Samford	N	L, 0-3
Sept. 21	Missouri	A	L, 0-3
Sept. 27	Eastern Illinois	H	W, 3-2
Sept. 28	SIUE	H	L, 1-3
Oct. 1	UT Martin	A	L, 2-3
Oct. 5	Jacksonville St.	H	W, 3-0
Oct. 11	Austin Peay	A	L, 1-3
Oct. 12	Murray State	A	W, 3-0
Oct. 16	Saint Louis	H	W, 3-2
Oct. 17	Belmont	A	L, 1-3
Oct. 19	Tennessee St.	A	W, 3-1
Oct. 24	Eastern Kentucky	H	W, 3-2
Oct. 25	Morehead State	H	L, 2-3
Oct. 29	Missouri St.	A	L, 0-3
Nov. 1	SIUE	A	W, 3-2
Nov. 2	Eastern Illinois	A	L, 1-3
Nov. 8	Murray State	H	L, 2-3
Nov. 9	Austin Peay	H	W, 3-0
Nov. 12	UT Martin	H	W, 3-0
Nov. 16	Tennessee Tech	A	W, 3-1

#### Ohio Valley Conference Tournament

Nov. 21	Austin Peay	N	L, 1-3
---------	-------------	---	--------

2014

11-20

Coach: Julie Yankus  
(H: 5-5, A: 3-10, N: 3-5)

Date	Opponent	H/A	Result
Aug. 29	Memphis	N	W, 3-1
Aug. 29	Alabama	N	L, 1-3
Aug. 30	Saint Louis	A	L, 0-3
Aug. 30	Northern Iowa	N	L, 1-3
Sept. 5	Mississippi St.	N	L, 2-3
Sept. 6	Indiana	A	L, 0-3
Sept. 6	Miami (Ohio)	N	L, 0-3
Sept. 11	Alabama St.	A	W, 3-0
Sept. 11	The Citadel	N	W, 3-0
Sept. 12	Savannah St.	N	W, 3-0
Sept. 12	Southern Miss.	N	L, 2-3
Sept. 17	UMKC	A	L, 1-3
Sept. 21	Southern Illinois	H	L, 2-3
Sept. 26	Murray State	A	L, 0-3
Sept. 27	Austin Peay	A	L, 1-3
Sept. 30	UT Martin	A	L, 2-3
Oct. 3	Tennessee Tech	H	W, 3-0
Oct. 10	Eastern Kentucky	A	L, 1-3
Oct. 11	Morehead State	A	W, 3-2
Oct. 13	Missouri St.	H	L, 0-3
Oct. 17	SIUE	H	W, 3-0
Oct. 18	Eastern Illinois	H	W, 3-2
Oct. 24	Tennessee St.	H	W, 3-0
Oct. 25	Belmont	H	L, 0-3
Oct. 31	Eastern Illinois	A	W, 3-2
Nov. 1	SIUE	A	L, 2-3
Nov. 7	Austin Peay	H	L, 0-3
Nov. 8	Murray State	H	L, 0-3
Nov. 11	UT Martin	H	W, 3-0
Nov. 15	Jacksonville St.	A	L, 1-3

#### Ohio Valley Conference Tournament

Nov. 20	Murray State	A	L, 0-3
---------	--------------	---	--------

2015

10-20

Coach: Julie Yankus  
(H: 5-6, A: 3-10, N: 2-4)

Date	Opponent	H/A	Result
Aug. 28	Arkansas St.	H	L, 0-3
Aug. 28	Saint Louis	H	L, 1-3
Aug. 29	UMKC	H	L, 0-3
Sept. 4	Gardner-Webb	A	W, 3-0
Sept. 5	USC Upstate	N	L, 1-3
Sept. 5	The Citadel	N	W, 3-2
Sept. 11	UT Arlington	N	L, 0-3
Sept. 12	Arkansas	A	L, 0-3
Sept. 12	Northwestern St.	N	W, 3-1
Sept. 15	Southern Illinois	A	L, 0-3
Sept. 18	Texas-El Paso	N	L, 2-3
Sept. 18	Bradley	A	W, 3-2
Sept. 19	DePaul	N	L, 2-3
Sept. 25	Murray State	H	L, 0-3
Sept. 26	Austin Peay	H	W, 3-1
Sept. 29	UT Martin	H	L, 0-3
Oct. 3	Tennessee Tech	A	L, 0-3
Oct. 9	Eastern Kentucky	H	W, 3-1
Oct. 10	Morehead St.	H	W, 3-1
Oct. 16	SIUE	A	L, 1-3
Oct. 17	Eastern Illinois	A	L, 2-3
Oct. 23	Tennessee St.	A	W, 3-2
Oct. 24	Belmont	A	L, 0-3
Oct. 30	Eastern Illinois	H	W, 3-2
Oct. 31	SIUE	H	W, 3-0
Nov. 6	Austin Peay	A	L, 2-3
Nov. 7	Murray State	A	L, 0-3

Nov. 10	UT Martin	A	L, 0-3
Nov. 14	Jacksonville St.	H	L, 2-3
Nov. 19	Murray State	A	L, 0-3

#### Ohio Valley Conference Tournament

Nov. 19	Murray State	A	L, 0-3
---------	--------------	---	--------

2016

7-23

Coach: Julie Yankus  
(H: 6-6, A: 1-11, N: 0-6)

Date	Opponent	H/A	Result
Aug. 26	New Orleans	H	W, 3-1
Aug. 26	Illinois-Chicago	H	L, 1-3
Aug. 27	Louisiana Tech	H	L, 2-3
Sept. 2	Northwestern St.	N	L, 1-3
Sept. 2	UAB	A	L, 0-3
Sept. 3	Radford	N	L, 0-3
Sept. 5	Evansville	A	L, 2-3
Sept. 9	Valparaiso	A	L, 0-3
Sept. 10	Duquesne	N	L, 2-3
Sept. 10	Central Michigan	N	L, 1-3
Sept. 13	Southern Illinois	H	L, 0-3
Sept. 16	Drake	N	L, 0-3
Sept. 16	Weber State	N	L, 1-3
Sept. 17	Western Illinois	A	L, 0-3
Sept. 23	Austin Peay	A	L, 0-3
Sept. 24	Murray State	A	L, 0-3
Sept. 30	Eastern Illinois	H	W, 3-0
Oct. 1	SIUE	H	L, 2-3
Oct. 4	UT Martin	A	L, 2-3
Oct. 9	Jacksonville St.	A	L, 0-3
Oct. 14	Belmont	H	W, 3-2
Oct. 15	Tennessee State	H	W, 3-1
Oct. 21	Eastern Kentucky	A	L, 2-3
Oct. 22	Morehead State	A	L, 1-3
Oct. 28	Murray State	H	L, 0-3
Oct. 29	Austin Peay	H	L, 2-3
Nov. 4	SIUE	A	L, 1-3
Nov. 5	Eastern Illinois	A	W, 3-0
Nov. 8	UT Martin	H	W, 3-0
Nov. 12	Tennessee Tech	H	W, 3-0

2017

11-20

Coach: Julie Yankus  
(H: 8-4, A: 2-10, N: 1-6)

Date	Opponent	H/A	Result
Aug. 25	Fordham	N	L, 1-3
Aug. 25	Alcorn St.	N	W, 3-0
Aug. 26	New Orleans	A	L, 2-3
Sept. 1	Morgan St.	H	W, 3-0
Sept. 1	Ark.-Pine Bluff	H	W, 3-0
Sept. 2	Evansville	H	W, 3-2
Sept. 4	Western Illinois	H	W, 3-2
Sept. 8	Montana	N	L, 2-3
Sept. 8	Drake	A	L, 0-3
Sept. 9	Omaha	N	L, 1-3
Sept. 12	Southern Illinois	A	L, 2-3
Sept. 15	Wright St.	N	L, 0-3
Sept. 15	Eastern Michigan	N	L, 0-3
Sept. 16	Chicago State	A	L, 2-3
Sept. 19	UT Martin	A	L, 2-3
Sept. 23	Jacksonville St.	H	W, 3-0
Sept. 29	Austin Peay	H	L, 0-3
Sept. 30	Murray State	H	L, 1-3
Oct. 6	Eastern Illinois	A	L, 0-3
Oct. 7	SIUE	A	L, 1-3
Oct. 13	Tennessee St.	A	W, 3-0
Oct. 14	Belmont	A	L, 0-3
Oct. 20	Morehead State	H	W, 3-0
Oct. 21	Eastern Kentucky	H	L, 0-2

Oct. 24	UT Martin	H	W, 3-2
Oct. 27	Tennessee Tech	A	W, 3-0
Nov. 3	Murray State	A	L, 2-3
Nov. 4	Austin Peay	A	L, 0-3
Nov. 10	SIUE	H	L, 2-3
Nov. 11	Eastern Illinois	H	W, 3-2
<b>Ohio Valley Conference Tournament</b>			
Nov. 16	Austin Peay	A	L, 0-3

2018

16-14

**Coach: Julie Yankus**

(H: 8-7, A: 6-6, N: 2-1)

<u>Date</u>	<u>Opponent</u>	<u>H/A</u>	<u>Result</u>
Aug. 24	Southern (La.)	N	W, 3-0
Aug. 24	Southeastern La.	N	W, 3-0
Aug. 25	Troy	A	W, 3-0
Aug. 28	Evansville	A	W, 3-0
Aug. 31	Louisiana Monroe	H	W, 3-0
Aug. 31	Radford	H	L, 0-3
Sept. 1	Northwestern State	H	L, 1-3
Sept. 4	Southern Illinois	H	W, 3-0
Sept. 7	Arkansas State	N	L, 2-3
Sept. 8	Providence	N	L, 2-3
Sept. 8	UMKC	A	L, 1-3
Sept. 11	Western Illinois	A	W, 3-2
Sept. 12	Northern Illinois	A	W, 3-2
Sept. 21	Austin Peay	H	L, 0-3
Sept. 22	Murray State	H	W, 3-2
Sept. 28	Eastern Illinois	A	W, 3-2
Sept. 29	SIUE	A	L, 1-3
Oct. 2	UT Martin	H	W, 3-1
Oct. 6	Tennessee Tech	H	W, 3-2
Oct. 12	Eastern Kentucky	A	W, 3-0
Oct. 13	Morehead State	A	L, 1-3
Oct. 19	Belmont	H	W, 3-0
Oct. 20	Tennessee State	H	L, 0-3
Oct. 26	Murray State	A	L, 1-3
Oct. 27	Austin Peay	A	L, 0-3
Nov. 2	SIUE	H	W, 3-1
Nov. 3	Eastern Illinois	H	W, 3-1
Nov. 6	UT Martin	A	L, 0-3
Nov. 10	Jacksonville State	A	L, 0-3
<b>Ohio Valley Conference Tournament</b>			
Nov. 15	Morehead State	N	L, 0-3





**THIS IS  
THE OVC**



# OHIO VALLEY



Eastern Kentucky, and Kelly Thompson, the public relations director at Western Kentucky, first broached the idea of forming a new conference. Discussions were put on hold by World War II, but reemerged February 27-28, 1948 at the Kentucky Hotel in Louisville as the three original institutions combined with Morehead State, Louisville and Evansville to form the OVC.

In the 1950s, the OVC became a pioneer on a much more significant scale socially. During times of racial segregation, league member Morehead State became one of the first non-traditionally black mid-southern institutions to accept a black student. In 1958 Marshall Banks earned athletically-related aid at Morehead, which signed a second black athlete, Howard Murphy, a year later. In 1961 Murphy earned all-conference recognition as a halfback in football. With racial barriers broken, the rest of the institutions in the league began to provide educational and athletic opportunities to African-Americans.

After Title IX legislation passed in 1972, women's athletics began a rebirth on the national scene as the NCAA began sponsoring and marketing women's sports. Recognizing the need to provide increased opportunities for female athletes, the OVC began formulating plans for women's athletics in 1975 and established women's championships in the sports of basketball, tennis and track in 1977, with cross country and volleyball added over the next four years. Those sports were initially governed by the Association of Intercollegiate Athletics for Women (AIAW), but the overall strength of women's programs in the league was demonstrated by the automatic bids the OVC instantly received when the NCAA became the governing body in 1982. The conference added women's golf and softball in 1994 and women's soccer in 1998.

Over its 71 years, OVC teams have garnered national championships and bowl games in football, along with national team or individual titles in the sports of rifle, cross country, track and golf.

The OVC has also produced several Olympic athletes, including Murray State's Morgan Hicks, who was a member of the 2004 United States Olympic Rifle Team and Morehead State's Brian Shimer who competed

in five Winter Olympics in bobsled (winning a bronze medal in 2002) and coached the 2010 United States bobsled team to its first gold medal since 1948. Former Morehead State football and Eastern Kentucky track and field athlete Dallas Robinson competed with the U.S. bobsled team during the 2014 Sochi Winter Olympics. In addition, some of the greatest players in professional sports were educated at OVC institutions. The list includes former greats such as football's Phil Simms (Morehead State) and Tony Romo (Eastern Illinois), basketball's Clem Haskins (Western Kentucky) and Bubba Wells (Austin Peay) and two-sport star Steve Hamilton (Morehead State) to present-day standouts like basketball players Kenneth Faried (Morehead State) and Robert Covington (Tennessee State), football player Jimmy Garoppolo (Eastern Illinois) and baseball player Shawn Kelley (Austin Peay). Hamilton is the only athlete to ever play in the NCAA Basketball Championship, a Major League Baseball World Series (New York Yankees) and an NBA Championship Series (Los Angeles Lakers).

The OVC's first volleyball tournament was held in 1981, the same year Eastern Kentucky began a string of six-straight tournament crowns. Former EKU skipper Dr. Geri Polvino compiled a 627-439 record in 32 seasons as head coach of the Colonels, earning OVC Coach of the Year honors eight times. More recently, former Austin Peay coach Cheryl Holt and former **Southeast Missouri coach Cindy Gannon** also earned their peers' recognition multiple times with four awards each.

Throughout the last 36 years, 11 different teams have won an OVC regular-season or tournament volleyball crown. Since joining the league in 1991, **Southeast Missouri** has dominated the scene, winning seven of its eight regular-season titles during the 1990's, including five straight from 1993-97. **The Redhawks** have also won five tournament crowns (1994, 1996, 1998, 1999 and 2000). Jacksonville State won back-to-back OVC Tournament Championships (2005, 2006) including going through the OVC undefeated (16-0) in 2006 and winning a NCAA Tournament match in 2010, the league's first NCAA victory since 2000.

Following the 2007 season, Jacksonville

Now in its 72nd year, the Ohio Valley Conference continues to build on the success that has made it the nation's eighth-oldest NCAA Division I conference.

In May 2011 the Conference expanded for the second time in four years, adding Belmont University which began competition in the 2012-13 academic year. The addition of Belmont gave the OVC 12 members, the most the league has had at one time in its illustrious history. The move added a second team in the city of Nashville and was the first addition to the league since Southern Illinois University Edwardsville joined in 2008. Subsequently, the league has shown its stability over the past decade, seeing only one member institution depart over the past 19 years.

The 2009-10 school year saw a change in leadership as Beth DeBauche was named the seventh full-time Commissioner in league history on July 28, 2009. The last three commissioners of the OVC have moved onto jobs as the commissioner of the Big Ten, Big 12 and the Mid-American Conferences.

The OVC's proud history dates back to 1948, but seeds for the new league were actually planted in 1941. It was then that Roy Stewart, the athletics director at Murray State, Charles "Turkey" Hughes, the athletics director at



# CONFERENCE

State's Abbey Breit was named the OVC Offensive Player of the Year for the third-straight season, becoming the first player in OVC history to accomplish that feat. She was later joined by Murray State's Scottie Ingram who won three-straight awards from 2014-16. Four other individuals – Eastern Kentucky's Angela Boykins (1985-86), Morehead State's Dayle Hammontree (1988-89), **Southeast Missouri's Tuba Meto (1996-97)** and Morehead State's Amy Almond (2001-02) – were back-to-back winners of the award.

Morehead State won its fourth-straight OVC volleyball regular season championship in 2013. Over that four-year period (2010-13) the Eagles compiled an impressive 67-3 league record.

The playing field is not the only place where OVC athletes are working hard. The league also recognizes excellence in the classroom. Six Scholar-Athlete Awards are presented yearly to male and female athletes, while others are commended for their academic success by being Medal of Honor recipients or earning a spot on the Commissioner's Honor Roll. Additionally, the league annually presents one institutional Academic Achievement Award, as well as separate team awards in each Conference-sponsored sport. Since the College Sports Information Directors of America (CoSIDA) Academic All-America program began, the Ohio Valley Conference has had 287 student-athletes honored with the award (including 53 over the past five years).

Through the early years of the league, administrators wrestled with fan behavior due to the close proximity of the Conference members and the intense rivalries which developed. Just as it did decades ago, the OVC took the leadership role on what has become a national issue. In 1995, the OVC implemented a first-of-its-kind "Sportsmanship Statement," a policy which promotes principles of fair play, ethical conduct and respect for one's opponent. The statement has become a model for others to follow across the nation and has answered the challenge of the NCAA Presidents Commission to improve sportsmanship in collegiate athletics.

Additionally, the OVC annually presents the Steve Hamilton Sportsmanship Award, in honor of the former Morehead State student-

athlete, coach and athletics director, to a junior or senior student-athlete with significant athletic contributions who best exemplifies the characteristics of sportsmanship and citizenship. Most recently, the Conference has also implemented the OVC Institutional and Team Sportsmanship Awards, which are presented to one institution and 18 sport-specific teams voted by their peers to have best exhibited the standards of sportsmanship and ethical conduct as outlined by the OVC and NCAA.

The vision of leadership demonstrated by the Founding Fathers in 1948 remains alive today as the Ohio Valley Conference prepares for the future. One example is in regard to the current trend in collegiate athletics administration for increased involvement of university presidents in setting policies and making rules. The presidents of OVC institutions, however, have always governed the Conference, long before presidential governance became a national theme.

The Ohio Valley Conference sponsors the following sports: baseball, basketball, cross country, football, golf, tennis and track for men, and basketball, cross country, golf, soccer, softball, tennis, track and volleyball for women. In addition, the OVC also sponsors the combined men's and women's sport of rifle.

Now in its seventh decade of competition, the Ohio Valley Conference has grown significantly from its humble beginnings while increasing the number of athletics opportunities it provides for students. Current league representatives include charter members Eastern Kentucky University, Morehead State University and Murray State University, along with Austin Peay State University, Belmont University, Eastern Illinois University, Jacksonville State University, Southeast Missouri State University, Southern Illinois University Edwardsville, Tennessee State University, Tennessee Technological University and the University of Tennessee at Martin.

Updated June 2019

## #LETSSOAR





## **2019 OVC Volleyball Championship**

The 2019 OVC Volleyball Championship will be held on the campus of the No. 1 seed, over a three-day time period between November 20-25.

Last season, Murray State overcame host Austin Peay to claim the 2018 Championship, its third in the past five years.

### **2019 OVC Championship Schedule**

#### **First Round: Thursday, November 21, 2019**

**Match 1: #3 Seed vs. #6 Seed, TBD**

**Match 2: #2 Seed vs. #7 Seed, TBD**

**Match 3: #4 Seed vs. #5 Seed, TBD**

**Match 4: #1 Seed vs. #8 Seed, TBD**

#### **Semifinals: Friday, November 22, 2019**

Match 5: Winner Match 1 vs. Winner Match 2, TBD


Match 6: Winner Match 3 vs. Winner Match 4, TBD

#### **Championship: Saturday, November 17, 2019**

Match 7: Semifinal Winners, TBD







**Beth DeBauche**  
Commissioner



**Kate Barnett**  
Assistant Commissioner  
Championships and  
Compliance



**Stephanie Castera**  
Assistant Commissioner  
for Institutional  
Services/Senior Woman  
Administrator



**Kyle Schwartz**  
Assistant Commissioner for  
Strategic Communications



**Travis Tellitocci**  
Assistant Commissioner  
for Football, Basketball and  
Officiating



**Lauren Berst**  
Director of Administration



**Heather Brown**  
Director of  
Communications




**Jon Kuka**  
General Manager, OVC  
Sports Properties



**Bryce Robinson**  
Director of Digital Media




**Jonathan Owens**  
Assistant Director of  
Championships and  
Administration



**Trevor Reeves**  
Director of Compliance and  
Institutional Services




**Michael Blalock**  
Coordinator of Volleyball  
Officiating




**Mickey Call**  
Co-Coordinator of Softball  
Officials



**Christie Cornwell**  
Co-Coordinator of Softball  
Officials



**Paul Guillie**  
Coordinator of Baseball  
Officials



**Lisa Mattingly**  
Coordinator of Women's  
Basketball Officials



**Curtis Shaw**  
Coordinator of Men's  
Basketball Officials



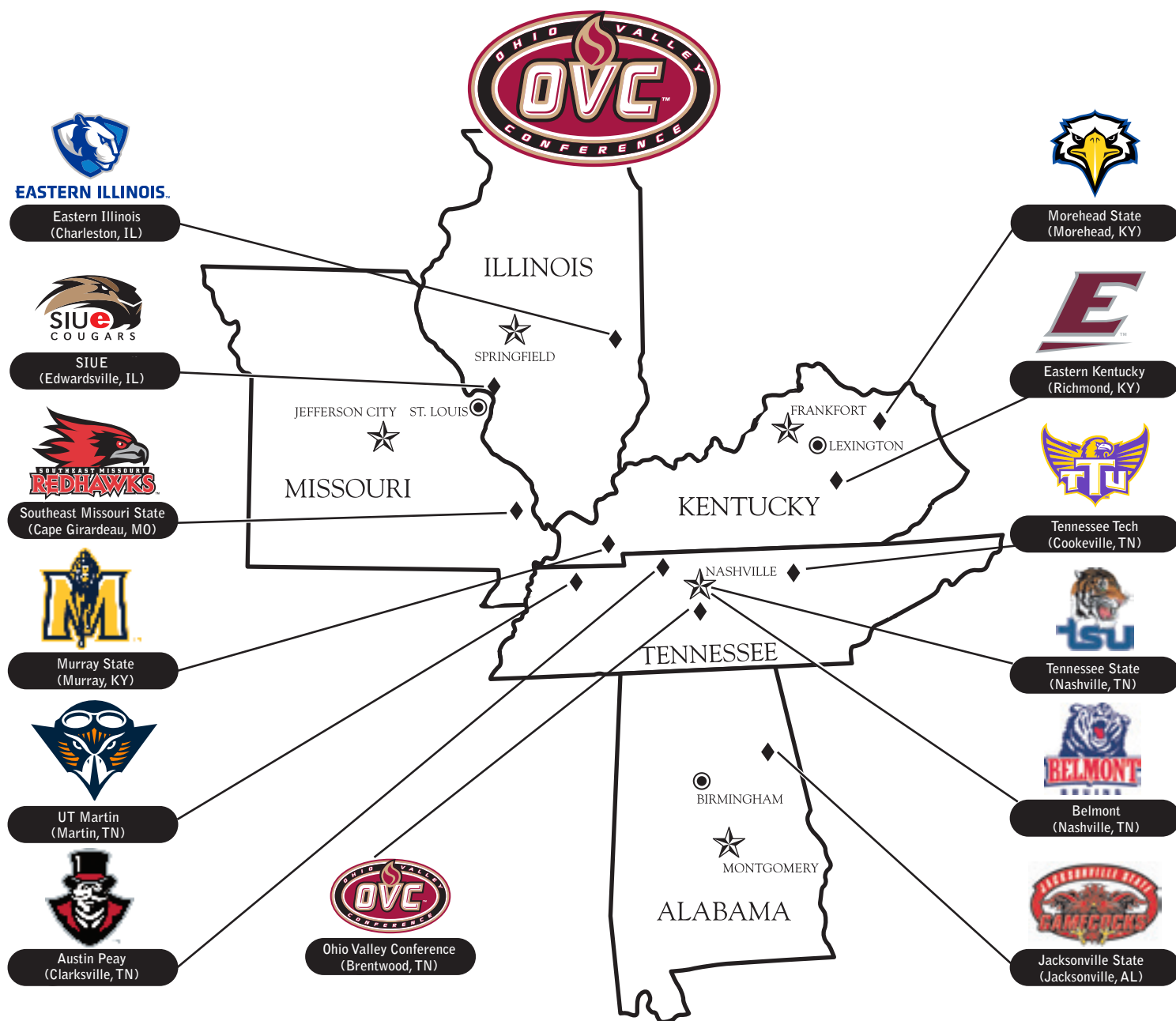
**Kim Vieria**  
Coordinator of Soccer  
Officials



**Matt Young**  
Coordinator of Football  
Officiating



# **YOUR REDHAWKS**



**#LETSSOAR**





**THIS IS  
SOUTHEAST**



# BRING YOUR BIG IDEAS.

**And make  
them count.**

Your big ideas will be in good company here. Whatever you choose to study, chances are the program is at the head of its class. And if you're at the head of yours, you can join our honors program and elevate your learning experience even further.



**SOUTHEAST MISSOURI**  
STATE UNIVERSITY • 1873



**SOUTHEAST BOASTS 20+ NATIONALLY  
AND INTERNATIONALLY ACCREDITED  
PROGRAMS, INCLUDING:**

- / ATHLETIC TRAINING
- / BUSINESS
- / CHEMISTRY
- / COMPUTER SCIENCE
- / DIETETICS
- / EDUCATION
- / ENGINEERING PHYSICS
- / INTERIOR DESIGN
- / MASS COMMUNICATION
- / MUSIC
- / NURSING
- / SOCIAL WORK
- / THEATRE



**GETTING INTO MEDICAL  
SCHOOL ISN'T EASY —  
WE JUST MAKE IT LOOK  
THAT WAY. SOUTHEAST'S  
PRE-MED STUDENTS ARE  
ACCEPTED TO**

**medical  
school well  
above the  
national  
average.**



Like our students, Southeast faculty members come from around the country, hailing from leading institutions such as:

- / Boston Conservatory of Music
- / Carnegie Mellon University
- / Harvard University
- / Pennsylvania State University
- / Purdue University
- / Texas A&M University
- / Tulane University
- / University of Florida
- / University of Michigan
- / Vanderbilt University
- / Yale University



**COME HERE  
AS A STUDENT.**

**And go  
anywhere  
as a  
teacher.**

Southeast education graduates work as faculty members in school districts across the nation, and in more than 35 countries around the world.

**1:21**  
faculty-  
student  
ratio

**Full-time  
faculty**

lead most classes, not  
teaching assistants —  
starting with freshman year.

**THE DONALD L. HARRISON  
COLLEGE OF BUSINESS  
CONSISTENTLY MAKES THE  
PRINCETON REVIEW'S LIST OF  
top business  
schools.**





# ROLL UP YOUR SLEEVES AND GET DOWN TO BUSINESS.

Or education, public policy, communications or journalism — whatever your major, expect to learn a lot in class and even more in practice. And here, that practice happens on the latest technology and in real-world settings. You'll experiment and collaborate in just about all of your coursework. And you'll put new knowledge into action right from the start.



**YOUR NEXT BIG IDEA** could happen anywhere. But you'll give it legs and watch it run at **Catapult Creative House**, our student-run **Idea Incubator** and launchpad for innovation. Get to work in our creative labs, 3D modeling and printing gallery, and impact studio. It's where you'll turn your concepts into prototypes, your prototypes into products, and your products into sales.

**THE BEST PLACE TO LEARN ABOUT U.S. POLICY** is where it's actually being shaped. So you'll go to the **Center for Strategic and International Studies (CSIS) in Washington, D.C.**, for part of our University Studies course. For four exhilarating days, you'll work directly with researchers and consultants who advise national leaders. And if you're really on top of your game, you may end up influencing the strategies you've come to study.

## INTERNSHIPS

# RÉSUMÉS ARE BUILT—NOT WRITTEN.

The workforce is just that: a force. And it's one you'll meet head on at Southeast Missouri State. We'll help you find internships (that's plural on purpose) and coach you through any challenges or questions that come your way.





## SET OUT AND JOIN IN.

Earn your wings early. Chew your way into campus history. Share your musical gift. Meet your new brothers or sisters. Whatever you do — whether it's joining a club or carrying on a tradition — just know that you won't do it alone (except the chewing part).

# 21

### SOCIAL FRATERNITIES AND SORORITIES

Representing the IFC, Panhellenic and NPHC Councils. Many of them call Greek Hill home. And in Fall 2016, a new Greek Village will open on campus, providing an expanded Greek community where thousands of students will make new memories of brotherhood and sisterhood.



## 180+ student groups

With organizations on campus from A (Adult Recess improv group) to Z (Zeta Phi Beta Sorority), there's something to meet every professional, social, recreational or religious interest. And if you can't find what you're looking for, form your own group.

### We honor our heritage by sticking to our traditions.

Some of them, quite literally. For years, students have been making the trek up **Cardiac Hill** (a tradition in its own right) to add their chewing gum to our infamous **Gum Tree**.





# MAKE ART THAT INSPIRES.

And do it on  
a campus  
that's equally  
inspiring.



## Dobbins River Campus Center

Inside this living-learning center, you can make a masterpiece, make dinner and make your bed without ever leaving the **River Campus**.


In addition to a residence hall, dining facilities and contemporary classrooms, the **Cultural Arts Center** offers professional-level theatres, costume and scene shops, music rehearsal and gallery space, and dance and art studios — each equipped to inspire ovation-worthy works of art.



Built  
our R  
Miss  
arts.  
in the  
Perfo  
Come  
the la  
breat







on the banks of the Mississippi,  
iver Campus is the only one in  
ouri dedicated entirely to the  
But you don't have to be a student  
e Holland School of Visual and  
rming Arts to appreciate it.  
e catch a performance. Explore  
test exhibits. Or just enjoy the  
htaking river views.

Five venues for exhibiting your  
talent — including theatres, a  
recital hall and galleries — set  
the stage for

**more than  
a hundred  
different  
events  
each year.**

Among our student-produced  
musical performances, you'll hear  
everything from the classics to the  
contemporary — including Brahms'  
*Double Concerto in A Minor* and  
Andrew Lipka's *The Addams Family*.



**Southeast makes it  
affordable to do what  
you dream of doing,  
and we're recognized  
as one of the country's  
institutions with  
the least indebted  
students.**

**LEARN MORE**  
about our \$17 million in  
annual scholarships at  
[semo.edu/scholarships](http://semo.edu/scholarships).

**SEE FOR YOURSELF  
WHAT YOU'LL DO HERE**  
Call us at (573) 651-2590  
or schedule a visit at  
[semo.edu/visit](http://semo.edu/visit).

**OFFICE OF ADMISSIONS**  
One University Plaza, MS 3550  
Academic Hall 100D  
Cape Girardeau, Missouri 63701

**573.651.2590**  
[admissions@semo.edu](mailto:admissions@semo.edu)

**APPLY**  
We can't wait to see what you do.  
But first, you'll need to get in.  
[semo.edu/apply](http://semo.edu/apply)



# 2019 VOLLEYBALL SCHEDULE

Aug. 30	DePaul	4:30 p.m.
Aug. 31	Jacksonville	10:30 a.m.
	Missouri State	7 p.m.
<b>Sept. 6</b>	<b>JACKSON STATE</b>	<b>12:30 p.m.</b>
	<b>WESTERN ILLINOIS</b>	<b>7 p.m.</b>
<b>Sept. 7</b>	<b>EVANSVILLE</b>	<b>2 p.m.</b>
Sept. 10	Southern Illinois	6 p.m.
Sept. 13	UW-Milwaukee	12:30 p.m.
	Western Michigan	5 p.m.
Sept. 14	Butler	12 p.m.
Sept. 17	Saint Louis	6 p.m.
Sept. 20	Toledo	12:30 p.m.
	North Alabama	4:30 p.m.
Sept. 21	Memphis	1 p.m.
<b>Sept. 24</b>	<b>UT MARTIN*</b>	<b>6 p.m.</b>
Sept. 28	Tennessee Tech*	2 p.m.
Oct. 4	Austin Peay*	6 p.m.
Oct. 5	Murray State*	6 p.m.

<b>Oct. 11</b>	<b>EASTERN ILLINOIS*</b>	<b>6 p.m.</b>
<b>Oct. 12</b>	<b>SIUE*</b>	<b>2 p.m.</b>
<b>Oct. 18</b>	<b>MOREHEAD STATE*</b>	<b>5 p.m.</b>
<b>Oct. 19</b>	<b>EASTERN KENTUCKY*</b>	<b>2 p.m.</b>
Oct. 25	Tennessee State*	6 p.m.
Oct. 26	Belmont*	2 p.m.
Oct. 29	UT-Martin*	6 p.m.
<b>Nov. 2</b>	<b>JACKSONVILLE STATE*</b>	<b>1 p.m.</b>
<b>Nov. 7</b>	<b>AUSTIN PEAY*</b>	<b>6 p.m.</b>
<b>Nov. 8</b>	<b>MURRAY STATE*</b>	<b>6 p.m.</b>
Nov. 15	SIUE*	6 p.m.
Nov. 16	Eastern Illinois*	2 p.m.
Nov. 21-23	OVC Championship Tournament	TBA

Home Matches in **RED**, played at Houck Field House unless noted. \* Denotes Ohio Valley Conference Match.

All times Central and subject to change.

