

YOUR REDHAWKS

2019 SOCCER GUIDE



#LETSSOAR



**DO
YOU
HAVE
THE
WILL
TO**

serve all
community
members?



**SOUTHEAST MISSOURI
STATE UNIVERSITY - 1873**



TABLE OF CONTENTS

Intro to Redhawk Soccer 1-16

Media Information	2-3
Houck Field.....	4-5
Academic Excellence.....	6
Social Development.....	7
Competitive Success	8
Sports Medicine.....	9
President Carlos Vargas	10-11
Director of Athletics Brady Barke	12-13
Athletics Staff.....	14-16

Season Preview..... 17-28

Season Preview	18-20
2019 Opponents.....	21-23
Roster.....	24-25
Team Photos.....	26
2019 Schedule.....	27

Coaches..... 29-34

Head Coach Heather Nelson	30-32
Assistant Coaches.....	33-34

Player Profiles..... 35-56

Senior	36-41
Junior	42-44
Sophomores.....	45-51
Newcomers.....	52-55

Year in Review 57-66

2018 Final Statistics.....	58-59
2018 OVC Team.....	60-61
2018 OVC Individual	62-63
2018 Match Box Scores.....	64-65
Honors & Awards.....	66

Records 67-88

Individual Records.....	68-69
Team Records.....	70-71
Yearly Records.....	72-73
Postseason.....	74, 83
All-Time Series Results.....	75-78
All-Time Series Records.....	79-82
Coaching History	84
Hall of Fame	86

This is the OVC..... 89-100

OVC History	90-91
2019 Tournament.....	92-93
OVC Staff	94
OVC Opponents	95-100

SEMO..... 101-108

University Pages.....	257-264
-----------------------	---------

Credits

The 2019 Southeast Missouri Women's Soccer Media Guide was written, edited and designed by Assistant Strategic Communications Director Morgan Harding. Additional assistance by Jeff Honza and Eric Mueller. Photography by Marc Mahnke, Michael Dann, Southeast Missourian/ SEMOball, Bill Barrett and Southeast Missouri Athletics. Special thanks to opposing school media relations personnel for submitting information to the opponents section of this guide.

SOUTHEAST MISSOURI STRATEGIC COMMUNICATIONS

One University Plaza MS 0200
Cape Girardeau, MO 63701
Phone: (573) 651-2294 | Fax: (573) 651-2810



Jeff Honza
Assistant AD/Football
Contact
(573) 651-2933
(618) 528-1145 (cell)
redhawk1@me.com/
jhonza@semo.edu



Morgan Harding
Assistant Director
(573) 651-2294
(812) 306-8322 (cell)
mharding@semo.edu



Charlie Balcom
Coordinator of Digital
Media
(513) 673-3220 (cell)
cbalcom@semo.edu



Eric Mueller
Graduate Assistant
(573) 651-2937
(630) 267-5145 (cell)
ejmueller@semo.edu





The 2019 Southeast Missouri women's soccer media guide is a source of information for the news media covering the Redhawks. News releases, clips, video footage, photographs and other information will also be available to accredited members of the media upon request.

Strategic Communications

The Southeast Missouri Strategic Communications Office is always willing to assist the media with their coverage of Redhawk athletics. All media and credential requests should be made to Assistant Strategic Communications Director Morgan Harding. Should you need any information, feel free to call any time, day or night. Harding can be reached at (573) 651-2294 (work) or (812) 306-8211 (mobile).

Interview Policy

All of Southeast Missouri's student-athletes and coaches will be available to the media throughout the 2019 season. Interviews should be arranged through the Southeast Missouri Strategic Communications Office. In-person interviews will take place on the playing field at the conclusion of the game. Please do not enter the gate to the playing surface without talking to a member of the Strategic Communications Department. Please let the Strategic Communications Office know if you plan to attend any practices.

Credentials

Credentials are required for entrance to the press box or access to the field (for photographers). To request season or single-game credentials, please contact Morgan Harding in the Southeast Missouri Strategic Communications Office by phone at (573) 651-2294 or email at mharding@semo.edu. Credentials can be picked up at the will call window located at the ticket booth on the south side of Houck Field.

Southeast Missouri follows the guidelines set forth by the NCAA governing the issuance of credentials. Press Box credentials will be issued to accredited sports writers of daily and weekly newspapers. Photo and sideline passes will be issued to accredited members of the photo media working for newspapers and television stations.

All credential requests should come from sports editors, directors or anchors. Spouses, dates and minors will not be permitted in the Press Box or the sidelines of Houck Field. Any unauthorized use of credentials will result in revocation of credentials issued by Southeast Missouri State University and credential requests will not be honored for future SEMO athletic events.

Press Box

Press facilities are in the Houck Field Press Box located on the top of the south side of the stadium. The press box is a two-level facility, so please use caution when walking up and down the stairs. All working media will be placed in the lower right box, along with the official scorer and other game day operations.

Press Box Services

The Houck Field Press Box is equipped with wireless internet. A member of the Strategic Communications staff will provide login information. Southeast Missouri uses "The Automated Scorebook" for football computerized statistics. Working media will receive a first half and final team statistics, both team rosters and updated game notes. Soft drinks and water will also be available in the Houck Field Press Box each game. Any cheering or outward expression is strictly prohibited in the Houck Field Press Box at all times.

Visiting Radio Lines

If needed, a courtesy POTS phone line and ethernet line is available for official visiting team radio in the Houck Field Press Box. Radio booths are located in Area 3 of the press box. If additional phone lines are needed, they must be secured by calling Morgan Harding at (573) 651-2294 at least one week in advance.



Photographers

Please observe NCAA regulations and shoot from the designated areas assigned at Houck Field. Photographers are not permitted to shoot in the official team areas (between the 25-yard lines). Photographers must display their credentials at all times and shoot from outside the team areas. No photographers may shoot from behind the goal at any time.

Gameday Parking

There is no media parking at Houck Field. Radio and television affiliates should contact the Southeast Missouri Strategic Communications Office for unloading information. The lot next to Houck Fieldhouse should be available for all media, but spaces are limited.

Live Stats

StatBroadcast Live is the official live statistics platform of Southeast Missouri Athletics. Live stats can be accessed at **Statb.us/I/SEMO**.

Redhawks on the Internet

Southeast Missouri's Official Athletics website can found at the following address:

GoSoutheast.com

The website is updated daily and information on all 15 sports is available. Complete schedule, results, coaches and player bios and conference information can be accessed.

Redhawks on ESPN+

The Ohio Valley Conference and ESPN reached an extension of their media rights agreement, which includes a minimum of 600 conference events on ESPN+, the recently launched multi-sport, direct-to-consumer subscription streaming service from The Walt Disney Company Direct-to-Consumer & International segment and ESPN. All of Southeast Missouri's home and select away games will air live on ESPN+. ESPN+ is the first-ever multi-sport, direct-to-consumer subscription streaming service from The Walt Disney Company's Direct-to-Consumer and International division in partnership with ESPN. It offers fans thousands of additional live events, on-demand content and original programming not available on ESPN's linear TV or digital networks. ESPN+ is an integrated part of the completely redesigned ESPN App. Already the leading sports app, the new ESPN App is the premier all-in-one digital sports platform for fans across mobile and tv-connected devices. ESPN+ is also available through ESPN.com.



SEMORedhawks



GoSoutheast

General Information

School	Southeast Missouri State
Location.....	Cape Girardeau, Mo.
Founded.....	1873
Enrollment	11,502
Nickname.....	Redhawks
Colors	Red and Black
Affiliation.....	NCAA Division I (FCS)
Conference.....	Ohio Valley
President	Dr. Carlos Vargas
Director of Athletics.....	Brady Barke
Ticket Office Phone.....	(573) 651-2113

Facility Information

Stadium (Capacity)	Houck Field (10,000)
Year Constructed	1930
Surface	FieldTurf
Press Box Phone.....	(573) 651-2191

Soccer History

First Year of Soccer	1999
All-Time Record	187-129-53
All-Time OVC Record	86-49-32
OVC Tournament Championships (Year)	2 (2006, 2007)
OVC Regular Season Championships (Years)	5 (2001, 02, 07, 11, 14)
NCAA College Cup Appearances (Years).....	2 (2006, 2007)

Team Information

2018 Record.....	5-8-5
Home.....	4-4-1
Away.....	1-3-3
OVC Record/Finish.....	3-4-3 / 7th
Home.....	2-2-1
Away.....	1-2-2
Players Returning/Lost.....	16/8
Total Players	24
Seniors	6
Juniors	4
Sophomore	6
Freshman.....	8



@SEMOSoccer
@GoSoutheast



GoSoutheast





Houck Field will serve as the home of Southeast Missouri State University women's soccer program for the 21st consecutive year in 2019.

Most recently, renovations were made to the press box before the 2015 season. Renovations included a new sound system, filming station and carpet among other things to enhance the overall interior and exterior look.

Prior to the 2011 season, Houck Field received a huge makeover, as a new FieldTurf playing surface, state-of-the-art Daktronics video scoreboard and new lighting (which meets television standards) was installed. The facility was also re-painted, giving the longtime home to Redhawk Women's Soccer program a flashy look.

Houck Field was constructed on the site of a former rock quarry in 1930. The land was purchased

in 1925 at a cost of \$150,000.

Ten thousand bags of Portland Cement, 23,000 feet of Oregon Fir seat lumber and 150,000 feet of Yellow Pine Form lumber were used in the construction, according to an ad in the Houck Field dedication program. The original stadium included 5,240 seats on the south side of the field.

The field and stadium were named in honor of Louis Houck, who served 39 years as a Regent for the University and President of the Board for all but three of those years.

Seating on the north side of the stadium was added prior to the 1963 season. The press box was later constructed on the south side in 1979. Approximately 400 chairback seats were added to a center section on the south side of the stadium in 1992.

In 2000, the first FieldTurf

playing field was installed and the exterior of the facility was resurfaced. Improvements were also made to the press box.

More upgrades took place in the fall of 2005. Those included a paved parking area adjacent to the east end zone and new parking and landscaping areas surrounding the outside of the stadium.

A state-of-the-art dormitory was built on the west end of the facility in recent years. The ground floor of that building houses a locker room and athletic training facility which the team uses on gamedays.




#LETSSOAR

Largest Crowds at Houck Field

Opponent.....	Date.....	Result.....	Attendance.....
Illinois-Springfield.....	Aug. 21, 2016	W, 3-1	1,137
Missouri State.....	Aug. 21, 2018	L, 0-1	864
Evansville.....	Sept. 11, 2012	T, 0-0 ^{2OT}	841
Murray State*.....	Nov. 9, 2001	W, 2-0	825
Arkansas State.....	Sept. 6, 2013	T, 0-0 ^{2OT}	815
UMKC.....	Aug. 24, 2012	L, 0-1	718
Jacksonville State*.....	Nov. 7, 2014	L, 0-1	602
Eastern Illinois.....	Sept. 30, 2011	W, 1-0	602
Saint Louis.....	Aug. 19, 2012	T, 0-0 ^{2OT}	571
UT Martin.....	Oct. 27, 2016	W, 4-1	568
Eastern Illinois*.....	Nov. 10, 2002	T, 2-2 ^{2OT}	535





The Holcomb Success Center offers Southeast Missouri student-athletes a place to study and develop as students and campus leaders.

It is located in the Student Recreation Center, just south of Houck Field. The Holcomb Success Center offers a computer lab with 18 work terminals, study areas and rooms for group meetings. The facility houses the Southeast Academic Services staff and main weight room for Redhawk student-athletes.

The beautiful facility has enhanced the outstanding work in the classroom already enjoyed by SEMO student-athletes.

A total of 229 individuals achieved a 3.0 or higher grade point average during the 2018-19 academic year equating to 67.7 percent of the entire student-athlete population. Forty-five of those student-athletes recorded

perfect 4.0 GPAs.

The SEMO women's tennis team led the department with a 3.87 cumulative GPA and registered a 4.0 during the spring semester alone. Women's cross country (3.75), gymnastics (3.70), women's soccer (3.69), softball (3.67), women's track & field (3.62), volleyball (3.61), baseball (3.27), women's basketball (3.19) and men's cross country (3.16) followed as the other programs to post 3.16 or better GPAs.

During the spring semester, SEMO's Department of Athletics accumulated a 3.23 GPA. Women's tennis (4.0), softball (3.74), women's track & field (3.71), volleyball (3.68) and women's soccer (3.67) filled the top five GPAs over the spring term. The 3.23 GPA was the Redhawks highest for any semester since 2014-15.

In all, 68 student-athletes

received their degrees, including 18 in the fall and 50 in the spring.

Tutors are available for all student-athletes as needed. In addition, both attendance and academic progress is monitored through regular checks with faculty.

A special course is required for all first time student-athletes at Southeast. The course, which offers three credit hours, is part of a comprehensive program developed to address study skills and life skills topics, and thus, enhance retention and academic success for student-athletes.

Entering student-athletes are evaluated for academic preparedness and assigned to appropriate categories. Student-athletes can also receive individualized academic programs which include meeting with a mentor bi-weekly to discuss

academic progress.

The Holcomb Success Center staff works to get athletes involved in campus and community projects, as well. This is done to provide a support structure and greater opportunity for academic success. Through the NCAA's CHAMPS/Life Skills Program, the Holcomb Success Center gives student-athletes personal and professional skills in order to facilitate successful and productive futures.





Student-athletes and coaches at Southeast Missouri are dedicated to giving back to the community that so generously supports them.

Redhawk soccer student-athletes have opportunities to participate in a variety of community service activities each year. Community involvement helps provide a support structure and greater opportunity for academic success.

We are proud of the level of commitment shown by our student-athletes and always encourage them to participate in community service projects here at Southeast.

Southeast student-athletes also have the opportunity to participate in the Redhawks BRIDGE Program. The mission of the Redhawks BRIDGE Program is to develop a comprehensive student-athlete development

program by Building Responsible Individuals and Delivering Gainful Experiences. This program provides student-athletes with both leadership and life skills experiences through interactive programming that will prepare them to be successful in life after athletics. The leadership programming will teach student-athletes about Southeast's culture and allow them to learn, develop, and apply leadership skills. The life skills programming provides educational programs designed to assist student-athletes in identifying and applying transferable skills and experiences to prepare them to succeed outside of the athletic arena.





Southeast Missouri's Strength and Conditioning program is committed to developing the total student-athlete through their experiences within a competitive training environment.

SEMO's weight room renovations at the Holcomb Success Center were completed in January, 2016.

Indoor turf, weights, equipment and lifting platforms were added as part of the renovation, which cost \$500,000. The facility now has more space and equipment to handle SEMO's larger teams or multiple teams training at the same time. Branding and new lighting were also included in the overall project.

The newly-renovated weight room enhances training with the best equipment available and is able to accommodate larger teams or multiple teams training at the same time.





Prevention. Treatment. Rehabilitation. Education.

Those are the four primary phases of athletic training, and the Southeast Missouri athletic training staff strives to fulfill all of those areas when working with student-athletes on a daily basis.

SEMO student-athletes are offered the best care possible by the athletic training staff. The Sports Medicine department includes five full-time athletic trainers, six graduate assistants and several student assistants. The staff serves student-athletes around-the-clock at numerous facilities on campus.

The athletic trainers begin treatments and rehabilitation starting as early as 6 a.m., and are available until the last student-athlete is through.

There are currently four athletic training facilities on campus. The staff treats out of the

Rosengarten Athletic Complex, where the primary training room is located. There are two other satellite athletic training rooms, including one at Houck Field House and one at the Show Me Center.

The SEMO athletic training rooms are equipped with stationary bikes, hand weights, therapeutic modalities and the latest physical therapy equipment. Each component is strategically designed to not only give the student-athlete the best care, but also to aid in returning to competition as quickly as possible.

The SEMO Athletic Training program prides and commits itself to providing the best comprehensive, personalized and efficient healthcare to its student-athletes.





PRESIDENT DR. CARLOS VARGAS

Dr. Carlos Vargas became the 18th president of Southeast Missouri State University July 1, 2015, after having served as acting president at Kutztown University of Pennsylvania.

Since becoming president, Dr. Vargas has launched initiatives to marshal the resources, leverage opportunities and address a variety of challenges and needs of Southeast Missouri State University. He has set as primary goals for the institution the support for student persistence and retention.

He has encouraged and supported the identification and development of innovative academic programs, including bachelor's degrees in Unmanned Aircraft Systems, Geographic Information Science, and industrial and systems engineering. He has continued

to support the globalization of the campus through expansion of study-abroad experiences, extensive engagement of international students, and encouragement of students on campus and abroad to explore cultural interaction. He has championed the work of the President's Task Force on Diversity Education and continued emphasizing the expectations for enhancement of the teacher-scholar model. Under President Vargas' leadership, regional partnerships and collaborations have been solidified, including several joint initiatives with Three Rivers, Mineral Area and other community colleges.

Prior to assuming the presidency at Southeast, Dr. Vargas served one year as acting president of Kutztown University, where he also served as the provost and vice president for

academic and student affairs.

Prior to his tenure at Kutztown, Dr. Vargas was at Central State University in Wilberforce, Ohio, where he served as provost and vice president for academic affairs. He previously served in several roles at Kent State University (Ohio) for a total of 18 years, including founding director of the program on electron beam technology. He was also Kent's associate dean for research, interim assistant dean for research and interim assistant dean for the School of Technology. He started his tenure at Kent State in 1985 as a professor, and continued to teach until his departure from the university in 2003.

Dr. Vargas began his career in higher education at the National Autonomous University of Mexico (UNAM), from which he received a Bachelor of Science in physics.


He earned his Ph.D. in physics and aerospace science from the University of Michigan and he has Master of Science degrees from Michigan in both physics and aerospace science. He is married to Pam Vargas, who currently serves as director of Research and Grant Development at Southeast, and they have a son, a daughter, and two granddaughters.



Southeast Missouri State Board of Regents



Edward P. Gargas
President



Phillip M. Britt



James P. Limbaugh



Tina L. Klocke



Jay B. Knudtson



Dennis Vinson



Luke M. LeGrand
Student Representative





DIRECTOR OF ATHLETICS BRADY BARKE

Bradly Barke is in his fourth year as Southeast Missouri's Director of Athletics.

Barke served as the Interim Director of Athletics since July, 2015, before being named to the permanent position of Director of Athletics on June 7, 2016.

During the 2018-19 season, the Redhawks finished fifth in the Ohio Valley Conference Commissioner's Cup standings, improving three spots from where they ranked the previous year. SEMO accumulated a total of 98.75 points in the overall scoring and was awarded 12.5 points for winning the softball OVC regular season and tournament titles. The Redhawks tacked on a combined 43 points between second-place finishes in women's cross country, women's outdoor track & field, football and men's outdoor track & field.

Academically, SEMO's athletic teams were once again strong in the classroom.

A total of 229 individuals achieved a 3.0 or higher grade point average during the 2018-19 academic year equating to 67.7 percent of the entire student-athlete population.

Forty-five of those student-athletes recorded perfect 4.0 GPAs. The women's tennis team led the athletics department with a 3.87 cumulative GPA and registered a perfect 4.0 in the spring semester. SEMO's 3.23 spring GPA was the department's highest in any semester over the last 10 years.

In all, 68 student-athletes received degrees, including 18 in the fall and 50 in the spring. Additionally, the women's cross country and volleyball programs earned NCAA Public Recognition awards based on their multiyear Academic Progress Rates for the fourth year in a row.

The upcoming 2019-20 campaign marks SEMO's second year with Under Armour. Barke reached a multi-year agreement

with the Baltimore-based global leader in performance footwear, apparel and equipment that made Under Armour the official outfitter of Southeast Missouri Athletics on July 1, 2018.

As part of the multi-year agreement, Under Armour provides on-field and training gear for 15 sports. Additionally, Under Armour outfits members of the athletic department including coaches and staff.

Most recently, renovations have been made to the nutrition area that serves as a fueling station for SEMO student-athletes at the Holcomb Success Center. Construction for a new hitting facility at Capaha Field is underway and scheduled to be completed by the start of the upcoming 2020 baseball season.

During his first year in 2016-17, Barke introduced Andy Sawyers as the Redhawks head baseball coach and worked tirelessly on two major renovation projects.

Nearly a month after Sawyers

was hired, Southeast Missouri State and the City of Cape Girardeau officially broke ground on Capaha Field. New synthetic turf, new fencing and a digital scoreboard in the outfield were added as part of the \$1.8 million project that was completed before SEMO's season-opener.

On Feb. 3, 2017, SEMO formally dedicated Holcomb Success Center. To honor the long-time service and philanthropy of Dr. John and Judy Holcomb, the University named the facility the Holcomb Success Center located in the Student Recreation Center-South.

Indoor turf, weights, equipment and lifting platforms were added as part of the renovation at a cost of \$500,000. The facility now has more space and equipment to handle Southeast's larger teams or multiple teams training at the same time. Barke helped secure the Holcombs gift, the largest single cash gift in SEMO Athletics history.



Major improvements were also made to the second floor of the building where athletic academic services are housed. This space provides student-athletes with places to study and features a computer lab with 30 work terminals and rooms for group meetings. Staff members assist student-athletes with life skills development, academic advising and academic progress toward degree requirements and NCAA eligibility.

Fundraising continues to increase under Barke's leadership.

The 2018-19 campaign marked the fifth consecutive year of growth for the Redhawks Club general fund. It is the highest level of giving to the Redhawks Club general fund since 2003-04.

Barke also worked with donors to establish two new endowed scholarships for student-athletes and raised over \$60,000 to support the SEMO football program and summer school

scholarships.

More than \$250,000 in pledges for the Redhawks Club unrestricted booster fund has been raised with Barke as Director of Athletics. Over \$200,000 was raised in Sponsorship & Marketing contracts each of the last two years. The 2018-19 season was the fifth-consecutive year of Sponsorship and Marketing revenues.

Barke has also worked hard to enhance Redhawks branding around the community. Redhawk banners, S-E! M-O! billboards, Welcome to Redhawk country and Your Redhawks yard signs are prominently displayed all over Cape Girardeau.

Barke created the Redhawks Trivia Night & Auction, a sold out event that generated over \$40,000 in net revenue its first year. In addition, he launched the Redhawks BRIDGE program which provides student-athletes with both leadership and life skills

experiences through interactive programming that will prepare them to be successful in life after athletics.

Barke, senior associate to the president and secretary to the Board of Regents at Southeast, officially began as Director of Athletics on July 1, 2016.

Barke served as Interim Associate Director of Athletics for Compliance & Student Support Services before being named the Senior Associate to the President and Secretary to the Southeast Missouri State University Board of Regents in 2013.

He began his tenure at Southeast in 2008 as Assistant Director of Athletics for Compliance & Eligibility. Barke previously served as a governance intern with the NCAA national headquarters in Indianapolis, and as a law clerk with the Southern Illinois University-Carbondale Department of Athletics Compliance Office.

Barke has served as a member of the National Association of Athletics Compliance (NAAC), chaired the NAAC Education Committee, and was a member of the NAAC Board of Directors. He has facilitated the NCAA Regional Leadership Academy, and served on both the NCAA Sports Wagering Task Force and the Olympic Sports Liaison Committee.


Barke has a juris doctorate degree from Southern Illinois University School of Law, an MBA from Southeast Missouri State University, and a bachelor of science degree in biology from Webster University. While a student at Webster, Barke was a member of both the basketball and golf teams and was inducted into the Webster Athletic Hall of Fame.

He and his wife, Halley, are parents of three children, Mabrie, Jackson, and Kolbe.






Shannon Yates
Associate Director of Athletics
Senior Woman Administrator




Nate Saverino
Associate Director of Athletics
External Affairs



Robert Greim
Assistant Director of Athletics
Compliance



Jeff Honza
Assistant Director of Athletics
Strategic Communications



Liz Brucker
Director of Business Oper-
ations




Beth Easter
Faculty Athletics
Representative



Karen Gleeson
Senior Administrative Assistant



Kent Phillips
Coordinator of Facilities &
Event Management



Phillip Lady
Coordinator of Marketing &
Promotions



Brad Koester
Ticket Office Manager



Morgan Harding
Assistant Director of Strategic
Communications




Betsy Wilcox
Academic Services Coordinator




Brooke Hengst
Academic Services Coordinator



Barb Kinsey
Development



Charlie Balcom
Coordinator of Digital Media




Jared Waldhoff
Assistant Director of Com-
pliance



Ben Fox
Co-Head Athletic Trainer



Amanda Martin
Co-Head Athletic Trainer




Holly Reynolds
Assistant Athletic Trainer




Kristin Jones
Assistant Athletic Trainer



Andy Sawyers
Head Baseball Coach



Craig Ringe
Assistant Baseball Coach




Matthew Kinney
Assistant Baseball Coach



Rick Ray
Head Men's Basketball
Coach





Keith Pickens
Assistant Men's Basketball
Coach



Tarrance Crump
Assistant Men's Basketball
Coach



Jason Owens
Assistant Men's Basketball
Coach




Al Myers
Director of Men's Basketball
Operations



Rekha Patterson
Head Women's
Basketball Coach



Mike Geary
Associate Head Women's
Basketball Coach



Chanté Crutchfield
Assistant Women's
Basketball Coach




Sakellie Daniels
Assistant Women's
Basketball Coach



Ashley Lawson
Head Women's
Gymnastics Coach



Jason Collins
Assistant Women's
Gymnastics Coach



Mary Beth Gunn
Head Women's Tennis
Coach




Mark Redburn
Head Softball Coach



Kristen Jones
Assistant Softball Coach




Ryan Lane
Head Cross Country Coach




Eric Crumpecker
Head Track & Field Coach



Danielle Burbage
Assistant Track & Field Coach



Chris Navarro
Assistant Track & Field Coach




Mary Beth Gunn
Head Women's Tennis
Coach




Tom Matukewicz
Head Football Coach



Bryce Saia
Defensive Coordinator/
Secondary Coach



Jeremy McDowell
Offensive Coordinator /
Quarterbacks Coach



Joe Uhls
Tight Ends Coach




Matt Martin
Special Teams Coordinator /
Outside Linebackers Coach




Ben Blake
Offensive Line Coach







Ray Smith
Cornerbacks Coach



Tyler French
Inside Linebackers Coach



Jerone Williams
Defensive Line Coach




Brandon Jackson
Running Backs Coach



Justin Drudik
Wide Receivers Coach /
Recruiting Coordinator



Brett Blackman
Director of Operations &
Equipment




Wyatt Compton
Defensive Quality Control



Julie Yankus
Head Volleyball Coach



Loni Kreun
Assistant Volleyball
Coach




Tatianna Parham
Sundancers Coach



Billy Hoskins
Cheerleaders Coach




Brittany Winborne
Graduate Assistant
Academic Services



Tony Brutofsky
Strength & Conditioning



Jason Zerbach
Strength & Conditioning



Derek Van Blarcom
Strength & Conditioning



Eric Mueller
Graduate Assistant



Losmie Lutaya
Graduate Assistant



Luke Berblinger
Football Video Coordinator
/ Offensive Quality Control

Southeast Missouri State University Athletics Mission

Southeast Missouri State University Athletics is committed to enhancing the University's educational mission by supporting student-athletes in their academic, athletic and personal development.

Our Vision

To be the premier athletics department within the Ohio Valley Conference, excelling academically and athletically, while preparing our student-athletes for life after sport.

Our Commitment to Diversity and Cultural Competence

Southeast Missouri State University Athletics strives to create an environment that fosters collaboration and facilitates an open exchange of the unique perspectives that each individual brings. These experiences will enrich the learning environment and better prepare our coaches, staff and student-athletes to make thoughtful contributions in our diverse society. Southeast Missouri State University prohibits all forms of discrimination on the basis of race, color, ethnicity, religion, national origin, sex, sexual orientation, gender identity, age, genetic information, disability, or protected veteran status.

The Department of Athletics is dedicated to this guiding principle and is committed to attracting and retaining coaches and staff who reflect the diversity of our student-athlete population.





PREVIEW



2019 SEASON



Southeast Missouri kicked off the 2019 campaign with three exhibition games. The Redhawks went 3-0 in preseason play, including a 3-0 win over Missouri State.

SEMO was picked to finish seventh in the Ohio Valley Conference's predicted order of finish. The OVC implemented a new Player Watch List prior to the start of the season and Esmie Gonzales landed a spot on the list, proving to be one of the top players in the conference.

Head Women's Soccer Coach Heather Nelson and her husband, Associate Head Coach Paul Nelson, embark on their 21st season together at the helm of the SEMO women's soccer program.

As the team prepares to begin the 2019 campaign, the staff and players look to replace missing pieces after last season. The 2019 roster features 24 student-athletes, 16 of which return from the 2018 OVC Tournament Quarterfinals team. This includes Gonzales, a First-Team All-OVC selection and the league's leading scorer, and OVC All-Newcomer goalkeeper Bailey Redden.

Goalkeepers

SEMO will look for Bailey Redden to assume the role of starting goalkeeper. Redden recorded 69 saves in 1292 minutes in the net over 15 games a year ago. Also returning is redshirt-sophomore Kayla Byrd, who adds depth to the goalkeeper

position. Byrd has a solid skill set, strong desire and is a welcome addition to the Redhawks lineup.

Defenders

The Redhawks will rely heavily on senior Jordan Nelson to lead the defenders. Nelson appeared in every game last season and even recorded three assists. Other returnees include redshirt-junior Lexie Hacker and redshirt-senior Siena Senatore.

Nelson played in all 18 games a year ago, after sitting out both the 2016 and the 2017 seasons due to injury. She also tied a career-high two shots against Austin Peay. Nelson had a goal in both shootouts during the OVC Tournament.

Hacker did not appear in any games during the 2017 season, but Hacker had an impressive 2016 season with the Redhawks as she appeared in all 19 games with an assist. She played in one game before an injury cut her 2018 season short.

Senatore participated in 18 games and made 10 starts as a freshman in 2015, but has since been sidelined due to injury. She recorded only one shot and it came in the semifinal round of the OVC Tournament against Tennessee Tech.

Midfielders

Nelson calls her midfield the "engine room" of the team. SEMO returns many excellent athletes in Hannah Compornolle and Esmie

PREVIEW

Gonzales, as well as four others.

Gonzales is expected to reprise her role as attacking center-mid this season as she did in years past. During her rookie campaign, Gonzales earned Second-Team All-OVC and All-Newcomer honors. She has since been named to the All-OVC First-Team in back-to-back years. In her career at SEMO, Gonzales has 24 goals and eight assists. She has not missed a game since putting on a Redhawks jersey.

Compernelle enters her third year with the Redhawks after playing every game the past two seasons. She recorded 17 shots last season and six shots on goal in her career.

Senior Cassidi Tomsu, junior Lexi Grote and sophomores Abby Tremain and Kate Daus are others returning. Tomsu saw action in every game last season. The Jackson, Missouri native finished with 15 shots, including four on goal.

Grote played in 16 games last season and logged 15 starts. In the OVC Tournament, the Granite City, Illinois native scored a goal against Belmont in the OVC Tournament to help the Redhawks advance to the quarterfinals. She brings over 2300 minutes of experience to the team.

Tremain and Daus saw ample playing time last season, finishing with just under 700 minutes combined. Tremain played in eight

games, recording four shots with one on goal. Daus participated in 16 contests as a true freshman. She finished with a total of eight shots and three shots of goal.

Natalie Jackson, Hailey Block, and Gabby Gscheidmeier look to make an impact on the field, as well.

Forwards

SEMO's forwards are clearly the most experienced on the 2019 roster. After only losing one forward, the Redhawks welcome four new faces to.

Morgan McCourt returns for her sophomore season after being named to the OVC's All-Newcomer Team following a stunning rookie season. She appeared in every game as a freshman, starting in 13. The Burlington, Wisconsin native had four goals with a season-high two against Illinois-Springfield.

Jen Brien returns for her fourth and final season with the Redhawks. Brien has 41 shots with one goal and two assists.

Emily Holten had an assist in 17 games last season. Holten finished with 16 shots, eight of which were on goal.

Senior Katie Lever and sophomore Lauren Welker along with newcomer Lena Franke complete the 2019 team. Franke joins the Redhawks all the way from Germany.



Schedule

The Redhawks welcome Southern Mississippi for their season-opener on Aug. 25. SEMO and Southern Mississippi meet for the first time at Houck Field in 2019.

The rest of SEMO's non-conference schedule includes matchups with Southeastern Conference foes Ole Miss (Sept. 1) and Arkansas (Aug. 29), and Missouri Valley Conference members Evansville (Sept. 5) and SIU (Oct. 6). Both games against Ole Miss and Arkansas will be played at Ole Miss in a two-day extravaganza.

SEMO opens OVC play at home against Belmont (Sept. 20). Eastern Illinois (Sept. 22), SIU Edwardsville (Oct. 3), Jacksonville State (Oct. 25) and Tennessee Tech (Oct. 27) round out the Redhawks home conference slate.

The Redhawks road portion of league play includes trips to Austin Peay (Sept. 27), Murray State (Sept. 29), Eastern Kentucky (Oct. 11), Morehead State (Oct. 13) and UT Martin (Oct. 20).



#LETSSOAR

2019 OPPONENTS



Memphis

August 10th, 7:00 p.m. CT (EXH)

University Information:

Location: Memphis, Tenn.
Founded: 1912
Enrollment: 21,521
Colors: Blue & Gray
Nickname: Tigers
Conference: American
Facility: Mike Rose Soccer Complex (2,500)

Team Information:

Head Coach: Brooks Monaghan
Record @ MU: 263-190-32
2018 Record: 17-4
SEMO vs: 1-3-1
Last Meeting: L, 0-5 Away (Sept. 14, 2012)

Athletic Communications:

SID: John Galatas
Office: (228) 229-0882
Email: jgalatas@memphis.edu
Website: gotigersgo.com



Missouri State

August 14th, 4:00 p.m. CT (EXH)

University Information:

Location: Springfield, Mo.
Founded: 1905
Enrollment: 23,697
Colors: Maroon & White
Nickname: Bears
Conference: Missouri Valley
Facility: Betty & Bobby Allison South Stadium

Team Information:

Head Coach: Rob Brewer
Record @ MSU: 205-188-52
2018 Record: 8-9-2
SEMO vs: 2-8
Last Meeting: L, 1-0 Home (Aug. 21, 2018)

Athletic Communications:

SID: Morganne Lander
Office: (417) 836-4867
Email: lander114@live.missouristate.edu
Website: missouristatebears.com



Southern Illinois

August 17th, 7:00 p.m. CT (EXH)
& October 6th, 2:00 p.m. CT

University Information:

Location: Carbondale, Ill.
Founded: 1869
Enrollment: 12,817
Colors: Maroon & White
Nickname: Salukis
Conference: Missouri Valley
Facility: Lew Hartzog T/F Complex (250)

Team Information:

Head Coach: Grant Williams
Record @ SIU: First
2018 Record: First Season
SEMO vs: --
Last Meeting: --

Athletic Communications:

SID: Tom Weber
Office: (618) 453-7235
Email: tomweber@siu.edu
Website: siusalukis.com



Southern Mississippi

August 25th, 2:00 p.m. CT

University Information:

Location: Hattiesburgh, Miss.
Founded: 1910
Enrollment: 14,478
Colors: Black & Gold
Nickname: Golden Eagles
Conference: Conference USA
Facility: T/F & Soccer Complex (850)

Team Information:

Head Coach: MohammadEl-Zare
Record @ SMU: 45-54-16
2018 Record: 13-6-1
SEMO vs: First Meeting
Last Meeting: --

Athletic Communications:

SID: Anna Grissett
Office: (601) 266-6240
Email: anna.grissett@usm.edu
Website: southernmiss.com



Arkansas

August 29th, 4:30 p.m. CT

University Information:

Location: Fayetteville, Ark.
Founded: 1871
Enrollment: 27,558
Colors: Cardinal & White
Nickname: Razorbacks / Hogs
Conference: Southeastern
Facility: Razorback Field (1,500)

Team Information:

Head Coach: Colby Hale
Record @ UA: 82-57-16
2018 Record: 14-6-3
SEMO vs: 1-1
Last Meeting: W, 3-2 Home (Aug. 27, 2004)

Athletic Communications:

SID: John Thomas
Office: (479) 575-7430
Email: jfthomas@uark.edu
Website: arkansasrazorbacks.com



Ole Miss

September 1st, 2:00 p.m. CT

University Information:

Location: Oxford, Miss.
Founded: 1848
Enrollment: 23,258
Colors: Cardinal Red & Navy Blue
Nickname: Rebels
Conference: Southeastern
Facility: OM Soccer Stadium (1,500)

Team Information:

Head Coach: Matt Mott
Record @ OM: 90-63-16
2018 Record: 13-8-1
SEMO vs: 0-1
Last Meeting: L, 0-5 Away (Sept. 28, 2003)

Athletic Communications:

SID: Mitch Praxl
Office: (662) 915-7896
Email: mjpraxl@olemiss.edu
Website: olemisssports.com

2019 REDHAWK



Evansville

September 6th, 7:00 p.m. CT

University Information:

Location: Evansville, Ind.
Founded: 1854
Enrollment: 2,526
Colors: Purple, White & Orange
Nickname: Purple Aces
Conference: Missouri Valley
Facility: Arad McCutchan Stadium (2,500)

Team Information:

Head Coach: Krista McKendree
Record @ UE: 223-234-51
2018 Record: 5-12-2
SEMO vs: 5-4-4
Last Meeting: L, 2-1 Home (Aug. 16, 2018)

Athletic Communications:

SID: Emily McMillan
Office: (812) 488-2394
Email: em296@evansville.edu
Website: gopurpleaces.com



Belmont

September 20th, 6:30 p.m. CT

University Information:

Location: Nashville, Tenn.
Founded: 1892
Enrollment: 8,318
Colors: Navy Blue, Red & White
Nickname: Bruins
Conference: Ohio Valley
Facility: E.S. Rose Park

Team Information:

Head Coach: Heather Henson
Record @ BU: 56-67-20
2018 Record: 6-8-3
SEMO vs: 6-2-5
Last Meeting: T, 0-0 Advance on PK
OVC Tournament (Oct. 26, 2018)

Athletic Communications:

SID: Kenisha Rhone
Office: (615) 460-5990
Email: kenish.rhone@belmont.edu
Website: belmontbruins.com



Eastern Illinois

September 22nd, 2:00 p.m. CT

University Information:

Location: Charleston, Ill.
Founded: 1899
Enrollment: 7,526
Colors: Blue, Gray & White
Nickname: Panthers
Conference: Ohio Valley
Facility: Lakeside Field

Team Information:

Head Coach: Jake Plant
Record @ EIU: 6-8-6
2018 Record: 6-8-6
SEMO vs: 11-10-4
Last Meeting: T, 1-1 Loss in PK
OVC Tournament (Oct. 28, 2018)

Athletic Communications:

SID: Rich Moser
Office: (217) 581-7480
Email: rlmoser@eiu.edu
Website: eiupanthers.com



Austin Peay

September 27th, 7:00 p.m. CT

University Information:

Location: Clarksville, Tenn.
Founded: 1927
Enrollment: 9,835
Colors: Red & White
Nickname: Governors
Conference: Ohio Valley
Facility: Morgan Brothers Soccer Field

Team Information:

Head Coach: Naomi Kolarova
Record @ APSU: 8-8-1
2018 Record: 8-8-1
SEMO vs: 11-6-4
Last Meeting: W, 2-1 Home (Oct. 21, 2018)

Athletic Communications:

SID: Dylan Schwartz
Office: (931) 221-6563
Email: schwartzd@apsu.edu
Website: letsgopeay.com



Murray State

September 29th, 1:00 p.m. CT

University Information:

Location: Murray, Ky.
Founded: 1922
Enrollment: 9,466
Colors: Navy & Gold
Nickname: Racers
Conference: Ohio Valley
Facility: Cutchin Field

Team Information:

Head Coach: Matt Lodge
Record @ MSU: 13-5-1
2017 Record: 13-5-1
SEMO vs: 11-11-1
Last Meeting: L, 1-4 Home (Sept. 13, 2018)

Athletic Communications:

SID: Dan Hasko
Office: (270) 809-7051
Email: dhasko@murraystate.edu
Website: goracers.com



SIU Edwardsville

October 6th, 6:30 p.m. CT

University Information:

Location: Edwardsville, Ill.
Founded: 1957
Enrollment: 14,142
Colors: White & Red
Nickname: Cougars
Conference: Ohio Valley
Facility: Ralph Korte Stadium

Team Information:

Head Coach: Derek Burton
Record @ SIUE: 77-82-23
2018 Record: 6-9-2
SEMO vs: 7-3-2
Last Meeting: T, 1-1 Away (Oct. 14, 2018)

Athletic Communications:

SID: Joe Pott
Office: (618) 650-2860
Email: jpott@siue.edu
Website: siuecougars.com

OPPONENTS



Eastern Kentucky

October 11th, 4:00 p.m. CT

University Information:

Location: Richmond, Ky.
Founded: 1906
Enrollment: 16,881
Colors: Maroon & White
Nickname: Colonels
Conference: Ohio Valley
Facility: ECU Soccer Field

Team Information:

Head Coach: Matt Cosinuke
Record @ ECU: First Year
2018 Record: 8-8-4
SEMO vs: 8-3-3
Last Meeting: T, 1-1 Home (Sept. 27, 2018)

Athletic Communications:

SID: Steve Fohl
Office: (859) 622-1253
Email: steve.fohl@eku.edu
Website: ekusports.com



Morehead State

October 13th, 2:00 p.m. CT

University Information:

Location: Morehead, Ky.
Founded: 1887
Enrollment: 10,200
Colors: Blue & Gold
Nickname: Eagles
Conference: Ohio Valley
Facility: Jayne Stadium

Team Information:

Head Coach: Warren Lipka
Record @ MSU: 78-100-23
2018 Record: 5-14
SEMO vs: 12-6-5
Last Meeting: W, 2-0 Home (Sept. 30, 2018)

Athletic Communications:

SID: Ted McCoart
Office: (606) 783-2557
Email: tbmccoart@moreheadstate.edu
Website: msueagles.com



UT Martin

October 20th, 2:00 p.m. CT

University Information:

Location: Martin, Tenn.
Founded: 1900
Enrollment: 6,705
Colors: Navy Blue, Orange & White
Nickname: Skyhawks
Conference: Ohio Valley
Facility: Skyhawk Field

Team Information:

Head Coach: Phil McNamara
Record @ UTM: 90-75-15
2018 Record: 15-3-1
SEMO vs: 11-8-5
Last Meeting: L, 0-1 Home (Sept. 16, 2018)

Athletic Communications:

SID: Ryan Rickman
Office: (731) 881-7632
Email: rrrickman@utm.edu
Website: utmsports.com



Jacksonville State

October 25th, 6:30 p.m. CT

University Information:

Location: Jacksonville, Ala.
Founded: 1883
Enrollment: 8,567
Colors: Red & White
Nickname: Gamecocks
Conference: Ohio Valley
Facility: JSU Soccer Field

Team Information:

Head Coach: Neil Macdonald
Record @ JSU: 38-66-11
2018 Record: 4-11-3
SEMO vs: 11-6-3
Last Meeting: L, 0-1 Away (Sept. 23, 2018)

Athletic Communications:

SID: Tony Schmidt
Office: (256) 782-5377
Email: aschmidt@jsu.edu
Website: jsugamecocksports.com



Tennessee Tech

October 27th, 2:00 p.m. CT

University Information:

Location: Cookeville, Tenn.
Founded: 1915
Enrollment: 10,504
Colors: Purple & Gold
Nickname: Golden Eagles
Conference: Ohio Valley
Facility: Tech Soccer Field (800)

Team Information:

Head Coach: Steve Springthorpe
Record @ TTU: 147-223-39
2018 Record: 7-8-2
SEMO vs: 14-7-2
Last Meeting: T, 0-0 2OT Away (Oct. 5, 2018)

Athletic Communications:

SID: Dylan Vazzano
Office: (931) 372-3883
Email: dvazzano@tntech.edu
Website: ttusports.com



Arkansas State

September 15th, 2:00 p.m. CT

University Information:

Location: Jonesboro, Ark.
Founded: 1909
Enrollment: 9,128
Colors: Scarlet, Black & White
Nickname: Red Wolves
Conference: Sun Belt
Facility: A-State Soccer Complex

Team Information:

Head Coach: Brian Dooley
Record @ ASU: 23-21-8 (.519)
2018 Record: 8-7-3 (.528)

Strategic Communications:

SID: Miya Garrett
Office: (870) 972-2541
Email: mgarrett@astate.edu
Website: astateredwolves.com

#LETSSOAR





#	Name	Ht.	Pos.	Class	Hometown / Previous School	Club Team
0	Bailey Redden	GK	5-11	So.	Belleville, Ill. (Belleville West HS)	Gateway Rush
1	Kayla Byrd	GK	5-6	R-So.	Normal, Ill. (Normal Community HS)	St. Louis Scott Gallagher
3	Lauren Welker	F/D	5-3	So.	Jackson, Mo. (Jackson HS)	St. Louis Scott Gallagher
4	Hannah Compernelle	MF	5-8	Jr.	Mount Pleasant, Wis. (The Prairie School)	SC Waukesha
5	Emily Holten	F	5-5	Jr.	Collinsville, Ill. (Ole Miss)	St. Louis Scott Gallagher
6	Mariah Johnson	F/D	5-7	Fr.	St. Charles, Mo. (Francis Howell Central HS)	JB Marine Kuehn/Stewart U19
7	Hailey Block	MF	5-5	Fr.	Grafton, Wis. (Grafton HS)	North Shore United Blue
8	Katie Lever	F	5-10	Sr.	Fort Campbell, Ky. (Fort Campbell HS)	Clarksville Soccer Club
9	Abby Tremain	MF	5-3	So.	Bridgeton, Mo. (Incarnate Word Academy)	Sporting St. Louis
10	Jada Harvey	F	5-4	Fr.	Florissant, Mo. (Hazelwood Central HS)	SLSG IL ECNL U18
11	Esmie Gonzales	MF	4-10	Sr.	Fort Worth, Texas (South Hills HS)	Panthers
12	Cassidi Tomsu	F/MF	5-6	Sr.	Jackson, Mo. (Jackson HS)	St. Louis Scott Gallagher
13	Kennedy Jones	F	5-4	Fr.	St. Louis, Mo. (Columbia, Mo.)	JB Marine 2000 Kuehn/Stewart
14	Lexie Hacker	D	5-7	R-Jr.	St. Peters, Mo. (Fort Zumwalt South HS)	St. Louis Scott Gallagher
16	Megan Heisserer	F	5-4	Fr.	Scott City, Mo. (Notre Dame HS)	Southeast Missouri Soccer Club
17	Siena Senatore	D/MF	5-5	Sr.	Canberra, Australian Capital Territory, Australia (St. Clare's College)	
18	Morgan McCourt	F/D	5-11	So.	Burlington, Wis. (Burlington HS)	SC Waukesha
19	Jordan Nelson	D	5-3	Sr.	Jackson, Mo. (Jackson HS)	St. Louis Scott Gallagher
20	Kate Daus	MF	5-2	So.	Lindbergh, Mo. (Lindbergh HS)	St. Louis Scott Gallagher
21	Lena Franke	F	5-5	Fr.	Bamberg, Germany (Maria-Ward Gymnasium Bamberg)	
22	Lexi Grote	F/MF	5-4	Jr.	Granite City, Ill. (Granite City HS)	St. Louis Scott Gallagher
23	Jennifer Brien	F	5-8	Sr.	Oregon, Wis. (Oregon HS)	Madison 56ers
27	Natalie Jackson	MF	5-4	Fr.	O'Fallon, Mo. (Francis Howell HS)	
30	Gabby Gscheidmeier	MF	5-4	Fr.	Germantown, Wis. (Germantown HS)	North Shore United Blue

Head Coach: Heather Nelson (Saskatchewan, 1992), 20th season

Assistant Coach: Paul Nelson, 20th Season

Graduate Assistant: Kindra Lierz (Southeast Missouri, 2018), First season

Volunteer Assistant: Brian Davidson (Culver-Stockton, 2011), First season

Meet Your Redhawks




BAILEY REDDEN
GK | 5-11 | So.
Belleville, Ill.
Mass Communication



KAYLA BYRD
GK | 5-6 | R-So.
Normal, Ill.
Accounting



LAUREN WELKER
F/D | 5-3 | So.
Jackson, Mo.
Exceptional Child



HANNAH COMPENNOLLE
MF | 5-8 | Jr.
Mount Pleasant, Wis.
Psychology




EMILY HOLTEN
F | 5-5 | Jr.
Collinsville, Ill.
Marketing



MARIAH JOHNSON
F/D | 5-7 | Fr.
St. Charles, Mo.
Nursing




HAILEY BLOCK
MF | 5-5 | Fr.
Grafton, Wis.
Pre-Physical Therapy



KATIE LEVER
F | 5-10 | Sr.
Fort Campbell, Tenn.
Public Relations: Spanish




ABBY TREMAIN
MF | 5-3 | So.
Bridgeton, Mo.
Nursing



JADA HARVEY
F | 5-4 | Fr.
Florissant, Mo.
General Studies




ESMIE GONZALES
MF | 4-10 | Sr.
Fort Worth, Texas
Recreation/Park Admin



CASSIDI TOMSU
F/MF | 5-6 | Sr.
Jackson, Mo.
Exercise Science




KENNEDY JONES
F | 5-4 | Fr.
St. Louis, Mo.
Interior Design



LEXIE HACKER
D | 5-7 | R-Jr.
St. Peters, Mo.
Biology: Biomedical Science




MEGAN HEISSERER
F | 5-4 | Fr.
Scott City, Mo.
Nursing



SIENA SENATORE
D/MF | 5-5 | Sr.
Canberra, Australia
Engineering Physics: Mechanical



MORGAN MCCOURT
F/D | 5-11 | So.
Burlington, Wis.
Economics




JORDAN NELSON
D | 5-3 | Sr.
Jackson, Mo.
Mass Communication: Advertising




KATE DAUS
MF | 5-2 | So.
Lindbergh, Mo.
Corporate Communication



LENA FRANKE
F | 5-5 | Fr.
Bamberg, Germany
Sports Management



LEXI GROTE
F/MF | 5-4 | Jr.
Granite City, Ill.
Exceptional Child



JENNIFER BRIEN
F | 5-8 | Sr.
Oregon, Wis.
Mass Communication: Multimedia



NATALIE JACKSON
MF | 5-4 | Fr.
O'Fallon, Mo.
Human Studies: Dietetics




GABBY GSCHIEDMEIER
MF | 5-4 | Fr.
Germantown, Wis.
Nursing




HEATHER NELSON
Head Coach
21st Season



PAUL NELSON
Associate Head Coach
21st Season



KINDRA LIERZ
Graduate Assistant
First Season



BRIAN DAVIDSON
Volunteer Assistant
First Season

#LETSSOAR



SENIORS



Esmie Gonzales, Siena Senatore, Lexie Hacker, Katie Lever, Jennifer Brien, Cassidi Tomsu, Jordan Nelson

JUNIORS



Kayla Byrd, Hannah Compennolle, Emily Holten, Lexi Grote

SOPHOMORES



Abby Tremain, Kate Daus, Bailey Redden, Morgan McCourt, Lauren Welker

FRESHMEN



Hailey Block, Gabby Gscheidmeier, Jada Harvey, Kennedy Jones, Megan Heisserer, Lena Franke, Natalie Jackson, Mariah Johnson

#LETSSOAR

2019 SCHEDULE

August 10	7:00 PM		Memphis (Exhib.)	Cape Girardeau, Mo.
August 14	4:00 PM		Missouri State (Exhib.)	Springfield, Mo.
August 17	7:00 PM		Southern Illinois (Exhib.)	Cape Girardeau, Mo.
August 25	2:00 PM		Southern Mississippi	Cape Girardeau, Mo.
August 29	4:30 PM		v. Arkansas	Oxford, Miss.
September 1	2:00 PM		Ole Miss	Oxford, Miss.
September 6	7:00 PM		Evansville	Evansville, Ind.
September 20	6:30 PM		Belmont*	Cape Girardeau, Mo.
September 22	2:00 PM		Eastern Illinois*	Cape Girardeau, Mo.
September 27	7:00 PM		Austin Peay*	Clarksville, Tenn.
September 29	1:00 PM		Murray State*	Murray, Kentucky.
October 3	6:30 PM		SIU-Edwardsville*	Cape Girardeau, Mo.
October 6	2:00 PM		Southern Illinois	Cape Girardeau, Mo.
October 11	4:00 PM		Eastern Kentucky*	Richmond, Ky.
October 13	2:00 PM		Morehead State*	Morehead, Ky.
October 20	2:00 PM		UT Martin*	Martin, Tenn.
October 25	6:30 PM		Jacksonville State*	Cape Girardeau, Mo.
October 27	2:00 PM		Tennessee Tech*	Cape Girardeau, Mo.
November 1	TBA		First Rounds+	Site of No. 3/4 Seed
November 3	TBA		Quarterfinals+	Site of No. 3/4 Seed
November 8	TBA		Semifinals+	Site of Top Seed
November 10	TBA		Championship+	Site of Top Seed

Home matches in **BOLD**

*- OVC Opponent

+ESPN+ Broadcast



All Home matches played at Houck Field

All times Central and subject to change

GOSOUTHEAST.COM | 27



**IMPOSSIBLE
IS
NOTHING.**

-MEGHAN HERNDON #2



COACHES



HEATHER

Heather Heather Nelson is the only head coach that has guided the Southeast Missouri soccer program since its inception in 1999.

In 20 years under her guidance, the Redhawks have posted 14 winning seasons and compiled a 218-173-58 record. Nelson has coached five Ohio Valley Conference regular season champion teams (2001, 2002, 2007, 2011, and 2014) and back-to-back OVC Tournament championship squads (2006-07) that earned berths in the NCAA Tournament.

Championship Culture

Since the inaugural 1999 season for Southeast Missouri women's soccer, no Ohio Valley Conference school has captured more than the five regular season championships Nelson's program has earned.

After the inaugural season in 1999, Nelson guided Southeast to 10 wins the following year, a figure that was matched or surpassed in each of the next eight seasons and nine times total in the following 13 years.

By year three, she helped guide Southeast to back-to-back OVC regular season championships (2001, 2002), which saw the Redhawks go undefeated in conference play during each of those years.

In 2001, Southeast stormed onto the scene with a 16-2 overall record and 5-0 mark in league play. The Redhawks posted an .889 winning percentage, which currently stands as the best in school history.

That team, which claimed the program's first-ever OVC title, boasted the nation's lowest goals against average (0.44) and the country's top shutout percentage (0.72). The Redhawks allowed only eight goals and posted 13 shutouts in 18 matches. Southeast also ranked 10th in the nation in points per game (2.67). The Redhawks set conference records for wins in a season and goals allowed, posting shutouts in all OVC contests.

Southeast repeated as the league's regular-season champion in 2002, posting an overall record of 14-4-2 and 6-0 mark in conference play while leading the league in shots, goals allowed, goals against, and shutouts. Following the 2002 season, nine players earned All-OVC honors, including Valerie Henderson and Jenny Hamilton, who were named OVC Player and Defensive Player of the Year, respectively. Despite the dominant records and accolades, an OVC Tournament title eluded the Redhawks in each of those seasons. Eastern Illinois pulled off upsets in the tournament championship match of both campaigns.

The Redhawks finally broke through in postseason play during the 2006 OVC Tournament. After a fourth-place regular season finish, Southeast knocked off top-seeded Samford and blanked Morehead State in the OVC Tournament finals to secure its first NCAA Tournament berth in 2006. The Redhawks drew nationally-ranked Illinois in their first NCAA Tournament game and stifled the Fighting Illini offense for much of the first period before eventually falling by a score of 2-0.

Southeast turned that momentum from the 2006 run into a memorable 2007 season that saw the Redhawks finish 12-2-4 in the regular season with an unbeaten 8-0-1 record in OVC play. Southeast won a second-consecutive OVC Tournament, blanking UT Martin in the semifinals and outlasting Samford in penalty kicks in front of a home crowd at Houck Stadium to earn a return berth to the NCAA Tournament. Southeast drew in-state rival Missouri and made history in the 43rd minute of that clash when Courtney Alexander scored the program's first NCAA Tournament goal. The contest went to penalty kicks, where Missouri prevailed despite a valiant effort from the Redhawks.

Nelson earned her third OVC Coach of the Year honor in 2007, marking the most of any women's soccer coach in league history. Southeast swept the OVC postseason awards with Alexander claiming OVC Player of the Year, Lindsay Pickering earning OVC Defensive Player of the Year and Ashley Runion collecting the program's first OVC Freshman of the Year honor.

Nelson's Redhawks won their fourth regular season title in 2011 with a 12-6-1 record and 8-1-0 finish in the OVC. The eight league wins tied the conference record, which was set by Southeast and Samford in 2007. Nelson was named OVC Coach of the Year for a record fourth time. Jessie Crabtree earned OVC Offensive Player of the Year honors in her lone season at Southeast while Erin Shulman claimed OVC Freshman of the Year honors.

The 2012 season was one of adversity for the Southeast soccer program as the team overcame numerous hardships and a tragedy that impacted the entire university and Cape Girardeau community. Nelson was injured in an accident over the summer and spent time away from the sidelines recovering during the first month of the season. In early September, senior defender Meg Herndon was involved an accident that tragically cut her life short. Equal parts a captain, friend, sister and teammate, Herndon displayed tenacity as a driven defender on the field and was admired by the countless lives she touched in competition and her personal life. Herndon's No. 2 jersey was retired one year later during a celebration of her life prior to the annual alumnae match. During the event, Herndon's mother, Cindi Silvey, presented a check for the newly-formed Meghan Herndon Memorial Scholarship.

"It's amazing knowing that Meg's legacy is going to live on through her scholarship," Nelson said. "Her family has been so wonderful as we've honored her. It reminds me of my relationship with Meg and how pleasant it was to work with her."

The 2012 Redhawks overcame many obstacles to finish 7-10-4 overall and 5-3-2 in OVC play to place fourth in the conference. Southeast closed the season by going 4-0-1 and qualified for the OVC Tournament for the third consecutive year. The momentum continued during the tournament as the Redhawks defeated Belmont for the program's first postseason victory since 2007. The memorable run ended in a 1-0 loss to UT Martin, the eventual OVC champions. Haley Abbott became the fifth player under Nelson to earn OVC Defensive Player of the Year.

2013 marked the 11th winning season in Nelson's career. Southeast went 8-7-3 overall and 6-2-2 in the OVC to finish third in the conference standings. The Redhawks earned a berth in the OVC Tournament for the fourth year in a row. Ashton Aubuchon was named OVC Defensive Player of the Year, marking the sixth time in Nelson's tenure that a Southeast player received the accolade and second time that Southeast has claimed the award in back-to-back seasons (Jenny Hamilton, 2001-02).

2014 saw the Redhawks claim their fifth and most recent OVC regular season championship. The Redhawks finished the season 11-6 overall and 8-2 in league play. Southeast defeated SIUE in the regular season finale to win a share of the OVC title with the Cougars. With that win, Southeast earned the right to host the postseason tournament and earn a bye as the No. 1 seed. Freshman Kindra Lierz made history as the first player in the OVC to be named OVC Defensive Player of the Year and Freshman of the Year. Lierz was also named First Team All-OVC and All-Newcomer Team. Aside from Lierz, the Redhawks had four others earn postseason honors following the 2014 campaign.

NELSON



The Heather Nelson File

Family

- Married to Paul Nelson, Associate Head Coach at Southeast
- Three daughters: Jordan, Taylor, Justi
- One son: Chase
- Family resides in Jackson, Mo.

Education

- Saskatchewan, 1992

Overall Record - 213-165-53 (.556) - 23 seasons

Record at Southeast Missouri - 182-121-48 (.587) - 19 seasons

Record at Florida State - 31-44-5 (.419) - four seasons

Coaching Honors

- Ohio Valley Conference Coach of the Year
- 1999, 2001, 2007, 2011

Milestone Victories

Career

50 - vs. Arkansas State, Sept. 20, 2001 - W 1-0

100 - vs. Iowa, Sept. 18, 2001 - W 2-1

150 - at Illinois State, Aug. 19, 2011 - W 3-2

200 - at Milwaukee, Aug. 28, 2016 - W 1-0

At Southeast

50 - at Louisville, Oct. 3, 2003 - W 3-1

100 - vs. UT Martin (OVC Tournament), Nov. 9, 2007 - W 1-0

150 - vs. Murray State, Oct. 5, 2014 - W 2-1

2015 was the Redhawks' third consecutive winning season, a feat that hadn't been done since Southeast had eight straight winning campaigns between 2000 and 2007. Southeast finished the 2015 season going 9-6-7 overall and 3-2-5 in league play. Southeast's seven draws were a program record. Following a pair of road losses to Austin Peay and Murray State, the Redhawks went on to finish the regular season undefeated, going 2-0-4 in the final six matches. Carrying the No. 6 seed into the OVC Tournament, the Redhawks drew No. 3 Jacksonville State in the opening round. The Redhawks played the Gamecocks to a 1-1 draw in a double overtime thriller and it was Southeast who advanced in the to the semi-finals following penalty kicks. Southeast took on No. 2 Tennessee Tech and the OVC Defensive Player of the Year in the semis in Murray, Kentucky. The Redhawks took down the Golden Eagles 2-0 to advance to the Championship round for the first time since 2007. The season came to an end following a 1-0 loss to top-seeded Murray State in the Championship match. The Redhawks and Racers played to a scoreless draw in regulation but Murray scored the winning goal with 53 seconds left in the first overtime to capture the OVC title.

The 2016 season was highlighted by a season-opening victory over Southeastern Conference opponent by way of a 1-0 shutout. The win sparked a 6-0-1 start to the campaign. The win over Tennessee was the third over an SEC foe in the history of Nelson's program and the first since 2004. The Redhawks finished with a 9-6-4 record.

The 2017 season finished with a 8-8-4 record and a run in the Ohio Valley Tournament. The Redhawks defeated Austin Peay 2-1 in the first round and tied Belmont in the Quarterfinals, only to advance on a shootout. SEMO then fell to the OVC Champions, Murray State, in the semifinals. The Redhawks notched a 4-3-3 record in OVC play.

This past season, the Redhawks finished 5-8-5 on the season. SEMO made a historic trip out west as they faced Arizona State and Arizona in Tempe, Arizona at the beginning of the season. SEMO went 0-0-2 in the OVC Tournament, resulting in a shootout in both games. The Redhawks outlasted Belmont in the first round, but fell to Eastern Illinois in the quarterfinals.

Developing Standout Student-Athletes

In her 20 seasons at Southeast, Nelson has coached four OVC Players of the Year, seven OVC Defensive Players of the Year and three OVC Freshman of the Year honorees. Additionally, Nelson has coached 81 players who have earned either OVC first-team, second-team, third-team, honorable mention or all-newcomer accolades since 1999.

The Redhawks also earned regional recognition in 2012 as defender Hayley Abbott earned third-team all-region honors from the National Soccer Coaches Association of America (NSCAA). For the second time in three seasons, a Southeast player received NSCAA recognition as defender Nikki Edwards earned honorable mention all-region honors in 2010.

Nelson's teams have also performed extremely well in the classroom, posting a 3.3 point grade point average or higher in each of her 20 years leading the program. For the 2013-14 academic year, the Redhawks posted a 3.72 cumulative grade point average as a team, ranking second nationally out of 323 NCAA Division I soccer programs. It also marked the highest total in the 18-year program history. The Redhawks posted the third-highest Division I GPA the year prior. Nelson's student-athletes have earned CoSIDA Academic All-District VII honors on seven occasions. She has also coached 37 OVC Medal of Honor recipients. The Redhawks have earned the National Soccer Coaches Association of America (NSCAA) Team Academic Award in each of the last seven seasons.

Before Southeast

Prior to building the Redhawks soccer program, Nelson coached at Florida State from 1995-98, helping lay the foundation for the Seminoles in an extremely competitive Atlantic Coast Conference. Nelson's 1996 and 1997 teams finished with the ACC's second-best GPA.

Nelson coached the 1986 age group Missouri Olympic Development Program (ODP) team to the 2003 Midwest Region II Championship and represented Region II at the 2004 ODP National Championship.

A former member of Canada's national team pool, Nelson was a four-year starter at the University of Saskatchewan. After earning her Physical Education degree in 1992, Nelson went on to get her "B" license and coaching diploma at the National Coaching Institute at the University of Victoria in 1993. At the time, Nelson held the distinction of being one of only five Canadian female coaches qualified to coach at the national team level. Nelson and her husband, Paul, Associate Head Coach at Southeast, have four children, Jordan,

Heather Nelson's Year-by-Year Results

Year	School	Conference	Overall	Pct.	Conf.	Pct.	Fin.	Postseason	Notes
1995	Florida State	Atlantic Coast	4-14-1	.237	0-7-0	.000	8th	-	
1996	Florida State	Atlantic Coast	12-7-1	.625	2-5-0	.286	8th	-	
1997	Florida State	Atlantic Coast	8-12-0	.400	0-7-0	.000	8th	-	
1998	Florida State	Atlantic Coast	7-11-3	.405	1-5-1	.214	7th	-	
1999	Southeast Missouri	Ohio Valley	4-8-1	.346	2-2-1	.500	3rd	-	OVC Coach of the Year
2000	Southeast Missouri	Ohio Valley	10-6-1	.618	2-3-0	.400	T-3rd	-	
2001	Southeast Missouri	Ohio Valley	16-2-0	.889	5-0-0	1.000	1st	-	OVC Coach of the Year
2002	Southeast Missouri	Ohio Valley	14-4-2	.750	6-0-0	1.000	1st	-	
2003	Southeast Missouri	Ohio Valley	10-5-5	.625	4-3-1	.563	5th	-	
2004	Southeast Missouri	Ohio Valley	11-6-2	.632	3-3-2	.500	T-5th	-	
2005	Southeast Missouri	Ohio Valley	13-6-1	.675	5-3-1	.611	T-3rd	-	
2006	Southeast Missouri	Ohio Valley	10-8-2	.550	4-3-2	.556	4th	NCAA 1st Round	
2007	Southeast Missouri	Ohio Valley	12-2-4	.778	8-0-1	.944	1st	NCAA 1st Round	OVC Coach of the Year
2008	Southeast Missouri	Ohio Valley	2-9-3	.250	1-5-2	.250	9th	-	
2009	Southeast Missouri	Ohio Valley	8-7-3	.528	2-3-3	.438	7th	-	
2010	Southeast Missouri	Ohio Valley	8-9-1	.472	4-3-1	.563	2nd	-	
2011	Southeast Missouri	Ohio Valley	12-6-1	.658	8-1-0	.889	1st	-	OVC Coach of the Year
2012	Southeast Missouri	Ohio Valley	7-10-4	.429	5-3-2	.550	4th	-	
2013	Southeast Missouri	Ohio Valley	8-7-3	.528	6-2-2	.591	3rd	-	
2014	Southeast Missouri	Ohio Valley	11-6-0	.647	8-2-0	.800	T-1st	-	
2015	Southeast Missouri	Ohio Valley	9-6-7	.568	3-2-5	.458	6th	-	
2016	Southeast Missouri	Ohio Valley	9-6-4	.579	3-4-3	.450	7th	-	
2017	Southeast Missouri	Ohio Valley	8-8-4	.500	4-3-3	.550	5th	-	
2018	Southeast Missouri	Ohio Valley	5-8-5	.417	3-4-3	.450	7th	-	
Career Record		24 Seasons	218-173-58	.550	89-73-33	.541			
Record at Southeast		20 Seasons	187-129-53	.579	86-49-32	.611			
Record at Florida State		4 Seasons	31-44-5	.419	3-24-1	.125			

PAUL NELSON



Paul Nelson enters his 21st season with the Southeast Missouri women's soccer program and his 13th year as the team's associate head coach. Paul and his wife Heather, head coach of the Southeast women's soccer team, has built the Redhawk women's soccer program from the ground up since its inception in 1999.

Nelson has drawn on his extensive playing and coaching experience from every level – juniors to professional – providing plenty of valuable guidance along the way.

Together with his wife, the Nelsons have built a program on the foundation of quality student-athletes. In 20 seasons, the Redhawks have compiled a .545 winning percentage going 218-173-58. Southeast's Ohio Valley Conference record is an even more impressive 89-73-33 (.541).

He helped lead the Redhawks to Ohio Valley Conference regular season championships in 2001, 2002, 2007, 2011, and 2014. Southeast also registered back-to-back OVC Tournament titles and NCAA Women's Soccer Cup appearances in 2006 and 2007.

Prior to Southeast, Nelson spent four seasons as an assistant coach at Florida State and two years at the Canadian western-based National Training Center. In addition, he was an assistant coach for Canada's Olympic team in 1994.

Nelson first entered the professional ranks in 1977 and enjoyed 13 competitive seasons at that level. He played in the once-heralded North American Soccer League (NASL) during both the indoor and outdoor seasons and competed in the Irish Premier Division. Nelson signed with the NASL's Vancouver Whitecaps at the age of 18, where he had the opportunity to play with and against some of the best players in the world, including Pele, Beckenbauer and Cryuff.

In 2011, Nelson, his teammates and staff from the Whitecaps were inducted into the Soccer Hall of Fame and Museum as the 1979 Whitecaps earned the 2011 Team of Distinction Award. The Whitecaps went 20-10 that season and claimed the NASL's Soccer Bowl with a 2-1 win over the Tampa Bay Rowdies in front of 66,843 fans at Giants Stadium in East Rutherford, New Jersey.

As a staff coach for British Columbia Soccer, Nelson boasted one of the best amateur soccer coaching records in Canada. His coaching successes include gold medals from the 1991 Western Canadian Championships and the 1993 Canada Matches.

In 1999, Nelson served as coach of the American Soccer League's Vancouver 86ers reserve team.

He and his wife, Heather, have four children, Jordan, Taylor, Justi and Chase.



The Paul Nelson File

Hometown: Burnaby, British Columbia, Canada

NCAA Women's Soccer Coaching Experience

1995-98	Florida State.....	Assistant Coach
1999-06	Southeast Missouri.....	Assistant Coach
2007-Pres.	Southeast Missouri.....	Associate Head Coach

ASSISTANT COACHES



KINDRA LIERZ

**GRADUATE ASSISTANT
SOUTHEAST MISSOURI ('18)
SPRINGFIELD, MO.**

Kindra Lierz joined the coaching staff in the Spring of 2019 after a successful four-year career as the Redhawks' goalkeeper. She will be coaching the goalkeepers, while handling academics, travel arrangements and other duties.

BRIAN DAVIDSON

**VOLUNTEER ASSISTANT
CULVER STOCKTON ('11)
CAPE GIRARDEAU, MO.**

Brian Davidson came to Southeast Missouri in the Summer of 2019 after coaching stints at Culver-Stockton and Jackson High School. He has worked with Southeast Missouri Soccer Club as a trainer and coach. Davidson will assist in coaching the goalkeepers, coordinate all video and film, lead the team's training and assist with other tasks assigned.





PLAYERS



8

KATIE LEVER**FORWARD****SENIOR • 5-10****FORT CAMPBELL, KY.****FORT CAMPBELL HS****2018- JUNIOR**

Appeared in 17 games with seven starts ... Had 16 shots with an average of 0.94 per game ... Recorded a season-high three shots against Evansville (8/16) ... Tied a career-high three shots against Evansville (8/16) ... Had a season-high two shots on goal two times against Oral Roberts (9/9) and at Tennessee Tech (10/5) ... Recorded one assist against Eastern Kentucky (9/27) ... Had a shootout attempt against Belmont in the first round of the OVC Tournament.

2017- SOPHOMORE

Appeared in all 20 games in the season with eight starts... Had two goals, one at Eastern Kentucky (9/24) and against Belmont (10/8)... Had a total of 16 shots, nine of which were on goal.... Played 805 minutes, with a season-high 89 minutes against Eastern Kentucky (9/24).

2016 - FRESHMAN

Made appearances in 16 matches as a freshman... Played 417 minutes... Lone point came on an assist in the 3-1 win over Illinois Springfield (8/21)... Took six total shots, two of which came at Jacksonville State (10/7)... Placed five of her six shots on goal... Played a season-high 47 minutes against Illinois Springfield.

PREP/CLUB

Played her senior season at Fort Campbell High School... Scored 40 goals with a 2.67 goals per game average, which ranked third in the state... Her senior year performance

earned her first team all-district and all-region honors... Comes from a military family and has lived in two countries and five different states... Played for the Olympic Development Program (ODP) New Mexico State Team in the regional championship tournament as a junior... That year, Lever was also an Arizona ODP Region IV selection... Galacticas club team was the El Paso City Champions in 2013 and 2014 and were the Texas State runners-up in 2013... Was a member of the National Honor Society, Future Educators of America, Model U.N., she is the senior class secretary, and was named to the A-honor roll all four years of high school.

PERSONAL

Born Sept. 11, 1998... Daughter of Zachary and Traci Lever... Majoring in Public Relations with a minor in Spanish at Southeast Missouri.

**HONORS & AWARDS****OVC Medal of Honor:**

2016-17

OVC Commissioner's Honor Roll:

2016-17, 2017-18

**Lever's Career Totals**

Year	G	Min.	Goals	Assists	Points	Shots	Shot%	SOG	SOG%	GW	PK-Att
2016	16	417	0	1	1	6	.000	5	.833	0	0-0
2017	20	805	2	1	5	16	.125	9	.562	0	0-0
2018	17	740	0	1	1	16	.000	8	.500	0	0-0
Total	53	1962	2	3	7	38	.053	22	.579	0	0-0

SINGLE-GAME HIGHS

Goals..... 1; 2x, last vs Belmont (Oct. 8, 2017)
Assists..... 1; 3x, last vs Eastern Kentucky (Sept. 27, 2018)
Points..... 2; 2x, last vs Belmont (Oct. 8, 2017)
Shots..... 3; 3x, last vs Evansville (Aug. 16, 2018)
SOG..... 3; at Eastern Kentucky (Sept. 24, 2017)



ESMIE GONZALES

MIDFIELDER

SENIOR • 4-10

FORT WORTH, TEXAS

SOUTH HILLS HS

11

HONORS & AWARDS

OVC Player of the Week:

November 1, 2016

October 17, 2017

October 23, 2018

2016 OVC All-Newcomer Team

2016 OVC Second-Team

2017 OVC First-Team

2017 All-Tournament Team

2018 OVC First-Team

OVC Commissioner's Honor Roll:

2016-17, 2017-18

2018- JUNIOR

Earned All-OVC First-Team honors for the second straight season ... Named Offensive Player of the Week on Oct. 23 ... Started in all 18 games ... Led the team with 10 goals and 20 points ... Tied a career-high two goals against Austin Peay (10/21) ... Recorded a career-high 10 shots at SIUE (10/14) ... Had four game winning goals ... Recorded two goals against Austin Peay (10/21) to get the Redhawks a postseason berth ... Scored one goal at Eastern Illinois in the OVC Tournament (10/28) ... Played a total of 1595 minutes in her 18 starts.

2017 - SOPHOMORE

Earned All-OVC First-Team honors following her second season with the Redhawks... Named Offensive Player of the Week Oct. 17... Led the team with eight goals and 19 points... Tied for a team-high three assists... Had a team-high 72 shots with 33 on goal... Averaged 3.60 shots per game... Played a total of 1502 minutes in her 20 starts.

2016 - FRESHMAN

Earned Second Team All-OVC and All-Newcomer Team honors following her rookie campaign... Played in 15 matches, making 14 starts... Played 1,202 minutes... Scored the first goal of the season for SEMO, the first of her career, in the 1-0 shutout of Tennessee (8/19)... Finished the season with six goals, second most on the team... Recorded her first multi-goal game in the season finale against UT Martin (10/27), netting a pair of goals... Her performance against the Skyhawks earned her OVC Player of the Week... Led the team with five assists... Finished the season with 17 points... Scored a goal and picked up an assist against Murray State

(9/30)... 51 shots ranked second on the team as did her 27 shots on goal... Finished with a .529 shot on goal percentage... Took 15 corner kicks.

PREP/CLUB

Competed four years at South Hills High School... Finished her high school career as the nation's top goal scorer (girl's and boy's soccer), finishing with 316 goals... Topped the previous national record of 286... Also holds the national and Texas single-season goals record with 109 as a senior... Finished her career with 3.1 goals per game and a total of 66 assists... She scored 75 goals with 18 assists as a junior, 58 goals and 19 assists as a sophomore, and 74 goals and 18 assists as a freshman at South Hills... Named district MVP, first team all-district, and Super Team in each of her high school seasons... She was awarded Athlete of the Year as a freshman and again as a junior... She helped lead her team to two district championships in her career... Off the field, she was a multi-time honor roll student, member of the SEAC, and president of the SLC (Student Leadership Council)... Also played softball in high school... Played club for the Panthers under the direction of Dave Robinson.

PERSONAL

Born Jan. 14, 1998... Daughter of Jose and Maria Gonzales... Studying Recreation/Park Administration at Southeast Missouri.

SINGLE-GAME HIGHS

Goals.....2; 4x, last vs Austin Peay (Oct. 21, 2018)

Assists.....1; 8x, last vs Tennessee Tech (Sept. 15, 2017)

Points4; 4x, last vs Austin Peay (Oct. 21, 2018)

Shots.....10; at SIUE (Oct. 14, 2018)

SOG.....5; last vs Green Bay (Aug. 27, 2017)



Gonzales' Career Totals

Year	G	Min.	Goals	Assists	Points	Shots	Shot%	SOG	SOG%	GW	PK-Att
2016	15	1202	6	5	17	51	.118	27	.529	1	0-0
2017	20	1502	8	3	19	72	.111	33	.458	5	0-0
2018	18	1595	10	0	20	63	.159	28	.444	4	0-1
Total	53	4299	24	8	46	186	.129	88	.473	10	0-1

#LETSSOAR



12

CASSIDI TOMSU**FORWARD/MIDFIELDER****SENIOR • 5-6****JACKSON, MO.****JACKSON HS****2018- JUNIOR**

Appeared in 18 games, starting in three ... Had one assist against Illinois-Springfield (8/24) ... Finished the season with 15 shots, including four on goal ... Recorded a season-high four shots at Jacksonville State (9/23) ... Had one shot on goal in four different games ... Played 818 minutes with a season-high 65 minutes against Morehead State (9/30).

2017 - SOPHOMORE

Redshirted.

2016 - FRESHMAN

Played in 13 matches, making four starts, before suffering a season-ending ankle injury in the Oct. 2 match against Austin Peay... Played 576 minutes... Lone goal, the first of her career, was against Illinois Springfield (8/21)... Took 17 shots on the season... Had a season-high four shots in her NCAA debut at Tennessee (8/19).

PREP/CLUB

Played four years at nearby Jackson High School... Tomsu wrapped up an impressive high school career with 21 goals and four assists as a senior, helping the Indians to the district title game... She was selected to the All-Region Team... In each of her first three

seasons with the Indians, she earned first team all-conference, all-district, and all-region honors as well as a member of the All-Southeast Missourian Girls Soccer Team... As a sophomore, Tomsu was named the All-Region Offensive Player of the Year by the Missouri High School Coaches Association... Offensively, she scored 21 goals as a freshman, 16 as a sophomore, and 17 as a junior. She helped lead Jackson to a district championship in 2015... Was an accomplished basketball player for Jackson... Earned numerous all-tournament team honors and is an all-conference, all-district, and All-Southeast Missourian performer on the hardwood... She joined Jackson's 1,000-point club during her junior campaign... Played club for the St. Louis Scott Gallagher program for Jeff Besserman.

PERSONAL

Born Nov. 12, 1997... Daughter of John and Susan Tomsu... Majoring in Pre-Physical Therapy at Southeast Missouri.

**HONORS & AWARDS**

OVC Commissioner's Honor Roll:

2016-17, 2017-18

SINGLE-GAME HIGHS

Goals..... 1; vs Illinois Springfield (Aug. 21, 2016)

Assists..... 1; vs Illinois-Springfield (Aug. 24, 2018)

Points..... 2; vs. Illinois Springfield (Aug. 21, 2016)

Shots..... 4; 2x; last at Jacksonville State (Sept. 23, 2018)

SOG..... 2; 2x; last at Eastern Illinois (Sept. 23, 2016)

**Tomsu's Career Totals**

Year	G	Min.	Goals	Assists	Points	Shots	Shot%	SOG	SOG%	GW	PK-Att
2016	13	576	1	0	2	17	.059	5	.294	0	0-0
2017				--Redshirt--							
2018	18	818	0	1	1	15	.000	4	.267	0	0-0
Total	31	1394	1	1	3	32	.031	9	.281	0	0-0



SIENA SENATORE

DEFENDER/MIDFIELDER

SENIOR • 5-5

CANBERRA, AUSTRALIAN CAPITAL TERRITORY, AUSTRALIA

ST. CLARE'S COLLEGE

17

2018 - REDSHIRT-JUNIOR

Did not play.

2015 (GAME-BY-GAME):

Played in 18 matches and made 10 starts on defense as a true freshman... Played 1,130 minutes... Recorded only one shot and it came in the semifinal round of the OVC Tournament against Tennessee Tech (11/6)... Played six matches in their entirety including playing a season-high 110 minutes in the conference opener against SIUE(9/25)... Member of the OVC Commissioner's Honor Roll.

PREP/CLUB:

Two-time national finalist and regular contributor for the Australian National Team... Competed for the Australian Mini and Young Matildas at the U17, U15 and U13 levels... 20-plus caps in international play... Successfully earned

a place on the U19 Australian National training squad... Represented the ACT Academy of Sport (ACTAS), a high-performance arm of the Australian Sports Commission... Canberra United train-on player in 2014... 2010 Capital Football Player of the Year, Representative Player of the Year and became the first ACTAS player to compete for the National Team in the 13- and 14-year-old age group... Spent five years under the direction of Coerver Coaching... Attended high school at St. Clare's College in her hometown of Canberra in the Australian Capital Territory.

PERSONAL:

Born March 22, 1997... Daughter of Ezio and Lella Senatore... Majoring in engineering physics-mechanical application with a math minor.

HONORS & AWARDS

OVC Commissioner's Honor Roll:

2015-16, 2016-17, 2017-18

SINGLE-GAME HIGHS

Goals.....-
Assists.....-
Points.....-
Shots..... 1; at Tennessee Tech (Nov. 6, 2015)
SOG.....-



Senatore's Career Totals

Year	G	Min.	Goals	Assists	Points	Shots	Shot%	SOG	SOG%	GW	PK-Att
2015	18	1130	0	0	0	1	.000	0	.000	0	0-0
2017		DNP									
2018		DNP									
Total	18	1130	0	0	0	1	.000	0	.000	0	0-0

#LETSSOAR



19

JORDAN NELSON

DEFENDER
SENIOR • 5-3
JACKSON, MO.
JACKSON HS

2018- REDSHIRT-JUNIOR

Played in all 18 games, starting in 10 ... Had three assists, one each vs. Morehead State (9/30), at Eastern Illinois (10/11) and vs. Austin Peay (10/21) ... Tied a career-high two shots against Austin Peay (10/21) ... Played 1004 minutes, with season-high 100 and 110 minute games in the OVC Tournament ... Made a goal in both shootouts in the OVC Tournament.

2017 - JUNIOR

Redshirted.

2016 - SOPHOMORE

Redshirted due to a back injury.

2015 - FRESHMAN

Played in 18 matches and saw 545 minutes her freshman campaign... Recorded one point on one assist... Lone assist came against Belmont (10/16)... Fired off eight shots on the season, putting four on goal... Saw action in all three rounds of the OVC Tournament, playing 79 minutes of the postseason... Made her collegiate debut at Louisville (9/7)... Member of the OVC Commissioner's Honor Roll.

PREP/CLUB

Named the Southeast Missourian Girls Soccer Player of the Year following her senior season at Jackson High School... Scored 21 goals with 17 assists during her senior campaign to help lead her team to a 20-3-1 record in 2015... Scored 38 goals with 15 assists during three high school seasons at Notre Dame High School before transferring to Jackson her senior season... Named the region, conference and Southeast Missourian Player of the Year as a junior, earning first-team all-state, all-region and all-conference recognition... Helped lead her team to district and conference championships and top 10 finishes at the state tournament... Nelson was a member of the St. Louis Scott Gallagher club team and was on

the squad that finished sixth nationally in the ECNL.

PERSONAL

Born June 1, 1997... Daughter of Southeast Missouri Head Coach and Associate Head Coach Heather and Paul Nelson... Has three siblings, Taylor, Justi, and Chase ... Sister, Taylor, plays soccer at Lindenwood University.



SINGLE-GAME HIGHS

Goals..... -
Assists..... 1; 4x; last vs Austin Peay (Oct. 21, 2018)
Points..... 1; vs Belmont (Oct. 16, 2015)
Shots..... 2; 4x; last vs Austin Peay (Oct. 21, 2018)
SOG..... 2; 3x; last vs Austin Peay (Oct. 21, 2018)

HONORS & AWARDS

OVC Commissioner's Honor Roll:
 2015-16, 2017-18



Nelson's Career Totals

Year	G	Min.	Goals	Assists	Points	Shots	Shot%	SOG	SOG%	GW	PK-Att
2015	18	545	0	1	1	8	.000	4	.500	0	0-0
2016			--Redshirted--								
2017			--Redshirted--								
2018	18	1004	0	3	3	5	.000	2	.400	0	0-0
Total	36	1549	0	4	4	13	.000	6	.462	0	0-0



JENNIFER BRIEN

FORWARD

SENIOR • 5-8

OREGON, WIS.

OREGON HS

23

SINGLE-GAME HIGHS

Goals.....1; 2x, last vs Illinois Springfield (Aug. 24, 2018)
Assists.....1; 2x, last vs Austin Peay (Oct. 27, 2017)
Points.....2; vs Illinois-Springfield (Aug. 24, 2018)
Shots.....3; 2x, last vs Illinois-Springfield (Aug. 24, 2018)
SOG.....2; 4x, last vs Eastern Kentucky (Sept. 27, 2018)

2018- JUNIOR

Tallied 15 starts, playing in all 18 games ... Scored one goal against Illinois-Springfield (8/24) on three shots ... Recorded one game winning goal against Illinois-Springfield (8/24) ... Recorded two shots on goal on two occasions, against Illinois-Springfield (8/24) and Eastern Kentucky (9/27) ... Had a shootout attempt against Belmont in the OVC Tournament (10/26) ... Played 1003 minutes, with a season-high 83 minutes in each of the games at the OVC Tournament.

2017 - SOPHOMORE

Appeared in 17 games, starting in ten... Scored one goal against Illinois-Springfield (8/20) on three shots... Had 17 shots in 2017 with seven shots on goal... Played 828 minutes, with a season-high 101 minutes at Morehead State.

2016 - FRESHMAN

Appeared in 17 matches and made six starts... Played 709 minutes... Took two shots and put both on goal in NCAA debut at Green Bay

(8/25)... Finished the season with 10 shots, four on goal... Played a season-high 63 minutes at Jacksonville State (10/7).

PREP/CLUB

Played and lettered four years at Oregon High School... Tallied 59 goals and 29 assists in her career... Finished her senior season with 21 goals and added seven assists and helped her team earn a trip to the Wisconsin State final after going 17-3-5... Earned All-State honors her senior season... Was recognized as a first team all-conference and WSCA All-State Best of the Rest Team honoree as a junior after netting 23 goals and 14 assists... She set a new state record for most goals scored in the WIAA D2 State Tournament with four en route to the 2015 State Championship... As a sophomore, Brien tallied six goals and two assists en route to second team all-conference honors... As a freshman for her high school, she scored nine goals with six assists, earned first team all-conference accolades and was recognized with the Varsity Soccer Hustle Award... Helped lead her team to regional championships in 2013 and 2014... Brien also competed in basketball and cross country in high school... As a freshman cross country runner, she earned first team all-conference and Most Valuable Runner honors... She competed for the Madison 56ers Soccer Club under the direction of Brian Feyrer.

PERSONAL

Born Feb. 24, 1998... Daughter of Patrick and Pamela Brien... Studying Mass Communication: Multimedia Journalism at Southeast Missouri.



HONORS & AWARDS

OVC Commissioner's Honor Roll:
 2016-17, 2017-18

Brien's Career Totals

Year	G	Min.	Goals	Assists	Points	Shots	Shot%	SOG	SOG%	GW	PK-Att
2016	17	709	0	0	0	10	.000	4	.400	0	0-0
2017	17	828	1	2	4	17	.059	7	.412	1	0-0
2018	18	1003	1	0	2	14	.071	6	.429	1	0-0
Total	52	2540	2	2	6	41	.049	17	.415	2	0-0



4

HANNAH COMPERNOLLE**MIDFIELDER****JUNIOR • 5-8****MOUNT PLEASANT, WIS.****THE PRAIRIE SCHOOL****2018- SOPHOMORE (GAME-BY-GAME)**

Appeared in 18 games, recording 11 starts ... Recorded 10 shots on the season and three shots on goal ... Had one assist against Oral Roberts (9/9) ... Registered three shots against Illinois-Springfield (8/24) ... Had two shots on goal against Belmont (10/26) at the OVC Tournament.

2017 - FRESHMAN

Appeared in 20 games this season with 14 starts... Played 1277 minutes... Had a season-high 110 minutes at Morehead State... Had one goal against SIU Edwardsville (10/15)... Finished the season with seven shots with three on goal.

PREP/CLUB

Played for her high school three seasons, her freshman, junior, and senior years... Scored 28 goals and had 13 assists as a senior... Selected all-state honorable mention and all-county first team... Was named Metro Classic Conference Player of the Year as a junior and senior... Combined for 53 goals and 15 assists as a freshman and junior... As a junior, she netted 34 goals while assisting on 11 for 79 total

points... First team all-conference, first team all-county, second team Milwaukee Journal Sentinel all-area, and all-state honorable mention accolades as a junior.... She scored 19 goals with four assists as a freshman en route to second team all-conference and second team all-country awards... She helped lead her team to a conference and state championship in 2016 and 2017... The team finished second in the league her freshman year... Was an honor roll student in the classroom while also competing in track & field... Was a finalist in the 2015 Division III 400m state competition... Played club for FC Wisconsin Eclipse from 2013-16 for Christian Lavers and then for SC Waukesha for Pat White... Was also a member of the Wisconsin ODP team, Region II ODP team, and was an ODP National Camp invitee... Been to the ECNL North American Cup finals and Italy International Cup Championships.

PERSONAL

Born Jan. 12, 1999... Daughter of Jerry Compernelle and Genesia Livingston... Majoring in Psychology.

**SINGLE-GAME HIGHS**

Goals..... 1; vs SIUE (Oct. 15, 2017)
Assists..... 1; vs Oral Roberts (Sept. 9, 2018)
Points..... 2; vs SIUE (Oct. 15 2017)
Shots..... 3; 3x; last vs Belmont (Oct. 26, 2018)
SOG..... 2; vs Belmont (Oct. 26, 2018)

HONORS & AWARDS

OVC Commissioner's Honor Roll:
 2017-18

**#LETSSOAR****Compernelle's Career Totals**

Year	G	Min.	Goals	Assists	Points	Shots	Shot%	SOG	SOG%	GW	PK-Att
2017	20	1277	1	0	2	7	.143	3	.429	0	0-0
2018	18	911	0	1	1	15	.000	3	.300	0	0-0
Totals	38	2188	1	1	3	17	.059	6	.353	0	0-0





EMILY HOLTEN

JUNIOR • 5-5
FORWARD
COLLINSVILLE, ILL.
COLLINSVILLE HS

5

2018- SOPHOMORE

Saw action in all 18 games, started in 12 ... Had five assists on the season ... Recorded 12 shots, three on goal ... Had a season-high two shots on three occasions ... Played 1090 minutes, averaging just over 60 minutes per game.

2017 - FRESHMAN - OLE MISS

Appeared in three games, all 8-0 victories for the SEC team... Scored one goal posted a .500 shooting percentage with two total shots... Played 38 minutes at Ole Miss... Scored her first goal in her college debut against Alabama State (8/18).

as Academic All-Southwest Conference... She scored 24 goals and 16 assists to help claim the St. Louis Belleville News-Democrat Metro East Player of the Year honors her junior year... Scored 14 goals and notched 13 assists as a sophomore... Scored 12 goals and eight assists as a freshman, earning all-conference accolades her first two seasons at Collinsville HS.

PERSONAL:

Born January 13, 1999... Daughter of Brett and Sherry Holten... Has one brother, Jake and a sister, Alex... Studies business and pre-business at Southeast.

PREP/CLUB

Two-time all-state performer at Collinsville High School... Scored 21 goals and 11 assists en route of Illinois All-State accolades as a senior... Was an All-Midwest and St. Louis First-Team honoree... Named Belleville News-Democrat Player of the Year and All-Conference as well

SINGLE-GAME HIGHS

Goals.....1; 4x; last at Belmont (Oct. 18, 2018)
Assists.....1; 4x; last at Belmont (Oct. 18, 2018)
Points.....1; 4x; last at Belmont (Oct. 18, 2018)
Shots.....2; 3x; last at Tennessee Tech (Oct. 5, 2018)
SOG.....2; 3x; last at Tennessee Tech (Oct. 5, 2018)



Holten's Career Totals

Year	G	Min.	G	A	Pt.	Sh	Shot%	SOG	SOG%	GW	PK-Att
2018	18	1090	0	5	5	12	.000	3	.250	0	0-0
Total	18	1090	0	5	5	12	.000	3	.250	0	0-0

14

LEXIE HACKER

DEFENDER

REDSHIRT SOPHOMORE • 5-7

ST. PETERS, MO.

FORT ZUMWALT SOUTH HS

2018- JUNIOR

Played in one game before injury.

2017 - SOPHOMORE

Redshirted.

2016 - FRESHMAN (GAME-BY-GAME)

Started and played in all 19 matches on the back line as a true freshman... Played 1,656 total minutes... Helped record seven shutouts... Lone point came on an assist against Illinois Springfield (8/21)... Played 90 or more minutes in 16 of the 19 matches... Was named the first OVC Defensive Player of the Week of the season on Aug. 23 following the shutout of Tennessee (8/19) and recording the assist against UIS.

PREP/CLUB

Started and lettered all four years at Fort Zumwalt South High School... Earned first team all-conference and all-region accolades as a

junior as well as all-conference honors as a freshman and a sophomore... Helped guide her team to three conference championships and district championships in 2013 and 2015... An accomplished student, Hacker was a four-time honor roll member, earned all-conference academic honors each year of her career, is the President of the National Honor Society, and ranks in the top six percent of her class... She has also competed in golf and basketball during high school... Played for Scott McDoniel of St. Louis Scott Gallagher soccer club.

PERSONAL

Born Sept. 6, 1997... Daughter of Matt and Kim Hacker... Studying Biology: Biomedical Sciences at Southeast Missouri.



HONORS & AWARDS

OVC Commissioner's Honor Roll:

2016-17, 2017-18

OVC Player of the Week:

August 23, 2016

SINGLE-GAME HIGHS

Goals	-
Assists	1; vs Illinois Springfield (Aug. 21, 2016)
Points	1; vs Illinois Springfield (Aug. 21, 2016)
Shots	-
SOG	-



#LETSSOAR

Hacker's Career Totals

Year	G	Min.	Goals	Assists	Points	Shots	Shot%	SOG	SOG%	GW	PK-Att
2016	19	1656	0	1	1	0	.000	0	.000	0	0-0
2017				--Redshirt--							
Total	119	1656	0	1	1	0	.000	0	.000	0	0-0





HONORS & AWARDS

OVC Commissioner's Honor Roll:

2017-18

2017 OVC All-Newcomer Team

SINGLE-GAME HIGHS

Goals.....1; 2x, last vs Tennessee Tech (Sept. 15, 2017)

Assists.....1; 3x, last vs Jacksonville State (Oct. 22, 2017)

Points.....2; 2x, last vs Tennessee Tech (Sept. 15, 2017)

Shots.....3; vs Green Bay (Aug. 27, 2017)

SOG.....3; vs Green Bay (Aug. 27, 2017)

2018- SOPHOMORE

Participated in 16 games, and started in 15 ... Finished the season with two shots and two shots on goal ... Recorded a shot on goal against Eastern Kentucky (9/27) and at Tennessee Tech (10/5) ... Made a kick during the shootout against Belmont in the OVC Tournament ... Attempted a shootout kick against Eastern Illinois in the OVC Tournament ... Played 1308 minutes, totaling 110 minutes in four different games.

2017- FRESHMAN

Played in all 20 games with seven starts... Had two goals, one against Green Bay (8/27) and the other against Tennessee Tech (9/15)... Played a total of 999 minutes with a season-high 101 at EKU (9/24)... Had three assists on the year, all coming from OVC play... Had a total of 14 shots, eight on goal... Named All-OVC All-Newcomer Team.

PREP/CLUB

Was a four-year starter and letterwinner at Granite City High School... Scored 16 goals as a senior en route to all-state honors... In first three seasons, she has scored 24 goals and

assisted on 20. She was named team captain as a junior, a role she will held as a senior as well... She netted 10 goals and recorded 11 assists junior year en route to all-state and all-conference honors... She was also academic all-conference and named most valuable offensive player... She had eight goals and six assists as a sophomore to earn second team all-conference honors... In her rookie campaign, she scored six goals while assisting on three for third team all-conference and offensive MVP accolades... Also been named part of the Belleville News Democrat All-Area First Team... She helped lead Granite City to regional championships in 2015 and 2016... In the classroom, she was a member of the National Honor Society and an honor roll student while also serving on student council... Also competed in volleyball as well as track & field... Played club for St. Louis Scott Gallagher ECNL Illinois under head coach Shawn Hewitt.

PERSONAL

Born Sept. 10, 1998... Daughter of Barry and Tracie Grote... Majoring in Exercise Science.



Grote's Career Totals

Year	G	Min.	Goals	Assists	Points	Shots	Shot%	SOG	SOG%	GW	PK-Att
2017	20	999	2	3	7	14	.143	8	.571	1	0-0
2018	16	1308	0	0	0	2	.000	2	1.000	0	0-0
Total	36	2307	2	3	7	16	.125	10	.625	1	0-0



#LETSSOAR

0

BAILEY REDDEN**GOALKEEPER****SOPHOMORE • 5-11****BELLEVILLE, ILL.****BELLEVILLE WEST HS****2018- FRESHMAN**

Appeared in 15 games in the goal ... Made 69 saves with an .831 save percentage ... Ranked third among career leaders save percentage (.831) ... Allowed just 14 goals all season ... Had four shutouts ... Played 1226 minutes, totaling 110 minutes in four games ... Allowed only three kicks in the shootout against Belmont to advance to the quarterfinals of the OVC Tournament ... Stopped two kicks in the shootout at the OVC Tournament against Eastern Illinois ... Earned OVC Goalkeeper of the Week status on Oct. 16 ... Named OVC All-Newcomer Team.

PREP/CLUB

Four-year starting goalkeeper who logged 25

shutouts, 238 saves and a .90 goals against average in her career... Recorded 10 of her shutouts to go along with 75 saves during her junior year...Was named Illinois High School Athletic Association All-State, First-Team All-Conference and First-Team All-Area that season...Played for Lindsay Kennedy-Eversmeyer on the Gateway Rush club team... Kennedy-Eversmeyer is also the head coach and owner of the current WPSL National Championship team, Fire and Ice.

PERSONAL:

Born October 1, 1999... Daughter of Mark Redden and Krysta Hahn... Has two brother, Connor and Devin... Has one sister, Delaney... Studies elementary education at Southeast.

**HONORS & AWARDS****OVC Player of the Week:**

October 16, 2018

OVC All-Newcomer Team:

2018

SINGLE-GAME HIGHS

Saves.....9; 2x; last vs Eastern Kentucky (Sept. 27, 2018)

Minutes.....110:00; 4x; last vs Belmont (Oct. 26, 2018)

Redden's Career Totals

Year	G	Min.	GA	GA Avg.	Saves	SV%	W	L	T	Sho
2018	15	1291	14	0.98	69	.831	3	3	5	4/2
Total	15	1291	14	0.98	69	.831	3	3	5	4/2

#LETSSOAR



KAYLA BYRD

GOALKEEPER

SOPHOMORE • 5-6

NORMAL, ILL.

NORMAL COMMUNITY HS

1

2018- REDSHIRT FRESHMAN

Played in just one game this season ... Played one half against Illinois-Springfield ... Combined with Bailey Redden to record a shutout against Illinois-Springfield (8/24) ... Made one save against Illinois-Springfield (8/24) ... Recorded a win in that game.

2017 - FRESHMAN

Redshirted.

PREP/CLUB

Started and lettered all four years at Normal Community High School... Combined for 22 shutouts during her sophomore and junior campaigns, registering a 0.53 goals against average while picking up a 31-7-4 record... Played forward as a freshman and was the leading varsity scorer... Is a three-time All-Big 12 Conference selection as well as earned first team all-sectional honors last season as

a junior... In the classroom, Byrd was an honor roll student, a conference scholar-athlete, and recipient of an IHSA Scholastic Achievement Award... Played club for St. Louis Scott Gallagher under Shawn Hewitt and Jamie Swanner and Illinois Fusion under Don Ideran. She also played for the Illinois ODP State Select team for two years.

PERSONAL

Born Oct. 21, 1998... Daughter of Kevin and Rebecca Byrd... Majoring in Accounting.

SINGLE-GAME HIGHS

Saves.....1; vs Illinois-Springfield (Aug. 24, 2018)
Minutes.....45; vs Illinois-Springfield (Aug. 24, 2018)



Byrd's Career Totals

Year	G	Min.	GA	GA Avg.	Saves	SV%	W	L	T	Sho
2018	1	45	0	0.00	1	1.000	1	0	0	0/1
Total	1	45	0	0.00	1	1.000	1	0	0	0/1

#LETSSOAR



3

LAUREN WELKER

DEFENDER/FORWARD

SOPHOMORE • 5-3

JACKSON, MO.

JACKSON HS

2018- FRESHMAN

Participated in 11 games, starting in four ...
Had three shots and two shots on goal, one at Arizona State (9/2) and one against Oral Roberts (9/9) ... Played 553 minutes, with a season-high 84 against Murray State (9/13) ... Averaged 50 minutes per game.

PREP/CLUB

Four-year starter at Jackson High School. Scored 32 goals and tallied three assists en route to All-District, All-Conference, All-State and All-Region accolades last season...Was also named the Class 4 Co-Player of the Year...Prior to that, she posted 18 goals and 16 assists as a sophomore and 14 goals and 15 assists as a freshman...Was a First-Team All-State selection and won the Class 4 Co-Player of the Year

award as a freshman...Has been competing in the ECNL Champions League for SLSC Missouri on the national stage since she was under 15...Tied for a team-high seven goals in 2015...Was also a member of the United States Youth Soccer Association Region II Team, placing her among the top 100 youth players in the country.

PERSONAL:

Born April 18 2000... Daughter of Steve and Sherri Welker... Has three sisters, Logan, Lacie and Lindy... Studies elementary education at Southeast.



SINGLE-GAME HIGHS

Goals..... -
Assists..... -
Points..... -
Shots..... 1; 3x; last vs Austin Peay (Oct. 21, 2018)
SOG..... 1; 2x; last vs Oral Roberts (Sept. 9, 2018)

Welker's Career Totals

Year	G	Min.	Goals	Assists	Points	Shots	Shot%	SOG	SOG%	GW	PK-Att
2018	11	553	0	0	0	3	.000	2	.667	0	0-0
Total	11	553	0	0	0	3	.000	2	.667	0	0-0

#LETSSOAR



ABBY TREMAIN

MIDFIELDER

SOPHOMORE • 5-3

BRIDGETON, MO.

INCARNATE WORD ACADEMY

9

2018- FRESHMAN

Saw action in eight games as a freshman ... Recorded four shots on the season with one shot on goal ... Had a season-high two shots against Illinois-Springfield (8/24) ... Had a season-high one shot on goal against Illinois-Springfield (8/24) ... Played 168 minutes with a season-high 52 minutes against Evansville (8/16).

PREP/CLUB

Attended Incarnate Word Academy, a perennial high school powerhouse in Missouri... Incarnate Word is coached by former SEMO assistant coach and record-setting Ohio Valley Conference standout Beth (Guccione) Sims... Started three years as a midfielder, earning Second-Team All-Conference and All-State

laurels as a junior...Benefited greatly from her club exposure with Sporting St. Louis under the mentorship of longtime soccer coach Roger Uphoff...Former SEMO players coached by Uphoff include OVC Champions Torey Byrd and Ashton Aubuchon.

PERSONAL:

Born April 6, 2000... Daughter of Dawn and John Tremain... Has two brothers, Ben and Brendan... Has one sister, Allison... Studies nursing at Southeast.

SINGLE-GAME HIGHS

Goals..... -
Assists..... -
Points..... -
Shots.....2; vs Illinois-Springfield (Aug. 24, 2018)
SOG.....1; vs Illinois-Springfield (Aug. 24, 2018)



Tremain's Career Totals

Year	G	Min.	Goals	Assists	Points	Shots	Shot%	SOG	SOG%	GW	PK-Att
2018	8	168	0	0	0	4	.000	1	.250	0	0-0
Total	8	168	0	0	0	4	.000	1	.250	0	0-0

#LETSSOAR



18

MORGAN MCCOURT

SOPHOMORE • 5-11

FORWARD

BURLINGTON, WIS.

BURLINGTON HS

2018- FRESHMAN (GAME-BY-GAME)

Appeared in 18 games, starting 13 as a freshman ... Had four goals ... Had a season-high two goals against Illinois-Springfield (8/24) ... Recorded 21 shots and 11 shots on goal ... Had a season-high four shots at Belmont (10/18) ... Recorded three shots on goal for a season-best at Belmont (10/18) ... Played 1149 minutes, with a season-high 107 minutes against Belmont (10/26) ... Named to the OVC All-Newcomer Team.

PREP/CLUB

Scored a combined 58 goals and has 29 assists in her first three prep seasons at Burlington High School...Claimed Southern Lakes Conference Player of the Year, First-Team All-Conference and First-Team All-State accolades as a junior...Started all 51 games of her career and holds the school record for most goals in a game with six...Helped lead Burlington to its first-ever Sectional Final (2017) and first-ever Regional Championship

(2016) in school history...Enjoyed success with SC Waukesha Blue, one of Wisconsin's top USYS performing teams...Waukesha Blue is a perennial powerhouse winning the Wisconsin State Championship in 2016, 2017 and 2018...Currently, Waukesha is ranked No. 1 in Wisconsin for Gold Level teams...Waukesha Coach Pat White was a two-time collegiate All-American who went on to capture four championship titles with the Milwaukee Wave during a 10-year professional career.

PERSONAL:

Born November 20, 2000... Daughter of Dan and Jackie McCourt... Father, Dan McCourt, played football at University of Wisconsin... Sister, Sydney, is on the soccer team at Cleveland State... Studies economics with a minor in political science and finance at Southeast.



HONORS & AWARDS

2018 OVC All-Newcomer Team



SINGLE-GAME HIGHS

Goals.....2; vs Illinois-Springfield (Aug. 24, 2018)
Assists.....-
Points.....4; vs Illinois-Springfield (Aug. 24, 2018)
Shots.....4; @ Belmont (Oct. 18, 2018)
SOG.....3; @ Belmont (Oct. 18, 2018)

#LETSSOAR

McCourt's Career Totals

Year	G	Min.	Goals	Assists	Points	Shots	Shot%	SOG	SOG%	GW	PK-Att
2018	18	1149	4	0	8	21	.190	11	.524	0	0-0
Total	18	1149	4	0	8	21	.190	11	.524	0	0-0





KATE DAUS

MIDFIELDER
SOPHOMORE • 5-2
LINDBERGH, MO.
LINDBERGH HS

20

2018- FRESHMAN

Played in 16 games as a freshman ... Recorded eight shots and three shots on goal ... Had a season-high four shots against Illinois-Springfield (8/24) ... Recorded a season-best two shots on goal against Illinois-Springfield (8/24) ... Played 521 minutes with a season-high 69 minutes against Oral Roberts (9/9).

League record and No. 7 ranking by TopDrawerSoccer.com, Daus and Welker have thrived in SLSG's forward focused attacking style of play.

PERSONAL:

Born May 10, 2000... Daughter of Mark and Mindy Daus... Has one brother, Luke... Studies marketing with a Business law minor at Southeast.

PREP/CLUB:

Started four years at Lindbergh High School in St. Louis...Three-time all-conference selection... Scored 17 goals in her career to date...Has been playing for Saint Louis Scott Gallagher in the Elite Clubs National League with fellow SEMO signee Lauren Welker...The club experience has exposed both Daus and Welker to the highest non-collegiate level of soccer for amateur players in the country...The team is recognized as one of the top performing SLSG MO teams in club history...With a 13-0-3 Champions

SINGLE-GAME HIGHS

Goals..... -
 Assists..... -
 Points..... -
 Shots..... 4; vs Illinois-Springfield (Aug. 24, 2018)
 SOG..... 2; vs Illinois-Springfield (Aug. 24, 2018)



Daus' Career Totals

Year	G	Min.	Goals	Assists	Points	Shots	Shot%	SOG	SOG%	GW	PK-Att
2018	16	521	0	0	0	8	.000	3	.375	0	0-0
Total	16	521	0	0	0	8	.000	3	.375	0	0-0

#LETSSOAR





MARIAH JOHNSON

*Freshman • 5-5
Forward / Defender
St. Louis, Mo.
Francis Howell Central HS*

6

PREP/HS:

Played for Eddie Mullholland at Francis Howell Central HS for four years ... As a senior, was named First-Team All-Conference, Defensive Player of the Year, First-Team All-State, Third-Team All-Metro and Class 4 Defensive Player of the Year ... As a junior, was named First-Team All-Conference and Defensive Player of the Year ... As a sophomore, named Second-Team All-Conference and earned the Sportsmanship Award ... Made All-Academic team all four years ... Was a District Champion in 2016, 2017 and 2019 ... Made the Final Four in 2019 ... Played for J.B. Marine under Rick Kuehn.

PERSONAL:

Born May 8, 2001 to Andrea Marinino ... Plans on studying nursing at SEMO.



HAILEY BLOCK

*Freshman • 5-11
Midfielder
Grafton, Wis.
Grafton HS*

7


PREP/HS:

Played at Grafton High School and started all four years ... Finished with 94 goals and 26 assists, becoming the leading scorer in Grafton history ... As a senior, had 28 goals and five assists ... Named Journal Sentinel Player of the Year, First-Team All-State, First-Team All-Conference and Team Captain ... As a junior, had 23 goals and five assists ... Named First-Team All-State, First-Team All-Conference, Team MVP and Captain ... As a sophomore, had 26 goals and eight assists ... Named Offensive MVP, First-Team North Shore Conference, All-State Honorable-Mention, & Team Captain ... As a freshman, had 17 goals and eight assists ... Named Offensive MVP, Second-Team All-North Shore Conference ... Made an appearance at the sectional finals three years ... Played for North Shore United and coach Joe Hammes.

PERSONAL:

Daughter of Steve & Shannon Block ... Has one brother, Logan, who is a junior at St. Norbert College and plays soccer ... Born August 2, 2001 ... plans on studying Physical Therapy.

#LETSSOAR



JADA HARVEY

Freshman • 5-6
Forward
Florissant, Mo.
Hazelwood Central HS

10

PREP/HS:

Played for Pat Rocco at Hazelwood Central HS for four years ... Had 68 goals, 41 assists in her career ... Named Offensive MVP, Team MVP and earned the Hawk Award ... Was Second-Team All-State, All-Region Team and a District Champion ... As a senior, made 10 goals, and was named First-Team All-Conference ... In her junior season, had 27 goals and 20 assists ... Was named First-Team-All Conference and Team MVP ... As a freshman, she had 31 goals and 21 assists and was named Honorable Mention All-State ... Played for Rick Rasch and Shawn Hewitt for JB Marine and Scott Gallagher.

PERSONAL:

Born October 8, 2000 to Lamar and Tami Harvey ... Has one sister, Jazmin, who played soccer at Lindenwood-Belleville ... She is undecided on her major at SEMO.



KENNEDY JONES

Freshman • 5-3
Forward
Columbia, Ill.
Columbia HS

13

PREP/HS:

Played four years at Columbia HS ... Was First-Team All-State both junior and senior year ... Named Top-5 player in the state both as a junior and senior ... Was an Athlete of the Month in her sophomore & junior seasons ... Was Second-Team All-State her freshman year ... Won State ... Played for JB Marine under coaches Rick Kuehn and Tim Stewart.

PERSONAL:

Born February 6, 2001 to Eric Jones & Gayle Smith ... Plans on studying interior design at SEMO.



MEGAN HEISSERER

Freshman • 5-3
Forward
Scott City, Mo.
Notre Dame HS

16

PREP/HS:

Played at Notre Dame for Ryan Schweain all four years ... Finished her career with 156 goals and 66 assists ... As a senior, had 54 goals and 29 assists ... Named Class 2 Missouri State Player of the Year, All-Region Player of the Year and All-Central Region Team ... As a junior, had 37 goals and 12 assists ... Named Class 2 Co-Offensive Player of the Year and All-Region Player of the Year ... As a sophomore, had 32 goals and 15 assists ... Named Class 2 Missouri State Player of the Year and All-Region Player of the Year ... As a freshman, had 33 goals and 10 assists ... Named All-State First Team and All-Region Player of the Year ... Was Class 2 State Champions in 2017 & 2019, finishing in second in 2018 ... Was a four-time SEMO Ball Women's Soccer Finalist ... Played for Southeast Missouri Soccer Club.

PERSONAL:

Born on September 14, 2000 to Derick and Cheryl Heisserer ... Has two brothers, Cody & Logan, who both play baseball at Mineral Area College ... Plans on studying nursing at SEMO.



GABBY GSCHIEDMEIER

Freshman • 5-11
Midfielder
Germantown, Wis.
Germantown HS

18

PREP/HS:

Played three years for Paul Sinking at Germantown HS ... As a junior, had four goals and three assists ... Named All-Conference Honorable Mention in the Greater Metro Conference ... As a sophomore, was named Second-Team All-Conference in North Shore Conference ... Was a Junior Varsity Captain ... Was a three-time State Champion with North Shore United Soccer Club under Joe Hammes.

PERSONAL:

Daughter of Betsy & Josh Gscheidmeier ... Mother played basketball at UW-Milwaukee ... Born July 11, 2001 ... Plans on studying nursing at SEMO.

#LETSSOAR



LENA FRANKE

Freshman • 5-4

Forward

Bamberg, Germany

Maria-Ward Gymnasium Bamberg

21

PREP:

Played for Regionalliga, the third highest league on country level in Germany ... Played for SpVgg Greuther Furth Women's team and youth team.

PERSONAL:

Born March 2, 2001 to Christian and Guidrun Franke ... Has one brother and one sister.



NATALIE JACKSON

Freshman • 5-9

Midfielder

O'Fallon, Mo.

Francis Howell HS

27

PREP/HS:

Played for Brady Demling at Francis Howell HS all four years ... Was named First-Team All-Conference, Team MVP, and All-Regional & All-State Honorable Mention her senior year ... Named Second-Team All-Conference both junior and sophomore seasons ... Was All-Academic all four years ... Went to ECNL National Playoffs five years ... Played for St. Louis Scott Gallagher ECNL for Ralph Richards.

PERSONAL:

Born on October 11, 2000 to Jimmy & Katie Jackson ... Has four younger siblings, Ben, Rachel, Lindsay and Charlie ... Plans on studying Dietetics at SEMO.





REVIEW



2018 SEASON



<u>Record</u>	<u>Overall</u>	<u>Home</u>	<u>Away</u>	<u>Neutral</u>
All Games	5-8-5	4-4-1	1-3-3	0-1-1
Conference	3-4-3	2-2-1	1-2-2	0-0-0
Non-Conference	2-4-2	2-2-0	0-1-1	0-1-1

<u>Date</u>	<u>Opponent</u>	<u>W/L</u>	<u>Score</u>	<u>Attend</u>
Aug. 16	EVANSVILLE	L	1-2	328
Aug. 21	MISSOURI STATE	L	0-1	864
Aug. 24	ILLINOIS-SPRINGFIELD	W	3-0	257
Aug. 31	vs. Arizona	L	0-5	--
Sept. 2	at Arizona State	L	0-4	386
Sept. 9	ORAL ROBERTS	W	1-0	254
Sept. 13	MURRAY STATE*	L	1-4	306
Sept. 16	UT MARTIN*	L	0-1	212
Sept. 23	at Jacksonville State*	L^	0-1	303
Sept. 27	EASTERN KENTUCKY*	T^2	1-1	276
Sept. 30	MOREHEAD STATE*	W	2-0	233
Oct. 5	at Tennessee Tech*	T^2	0-0	458
Oct. 11	at Eastern Illinois*	W^	1-0	404
Oct. 14	at SIUE*	T^2	1-1	--
Oct. 18	at Belmont*	L^2	1-2	342
Oct. 21	AUSTIN PEAY*	W	2-1	234
Oct. 26	vs Belmont*	T^3	0-0	145
Oct. 28	at Eastern Illinois*	T^3	1-1	569

%=OVC Tournament First Round (Charleston, Ill.)

^= Over Time

All Home Game CAPITALIZED

&=Exhibition Match

* = OVC Match

<u>Goals by Period</u>	<u>1st</u>	<u>2nd</u>	<u>OT</u>	<u>2OT</u>	<u>3OT</u>	<u>Total</u>
Southeast Missouri	8	6	1	0	0	15
Opponents	4	18	1	1	0	24

<u>Shots by Period</u>	<u>1st</u>	<u>2nd</u>	<u>OT</u>	<u>2OT</u>	<u>3OT</u>	<u>Total</u>
Southeast Missouri	74	108	14	8	0	204
Opponents	87	120	21	6	0	234

<u>Saves by Period</u>	<u>1st</u>	<u>2nd</u>	<u>OT</u>	<u>2OT</u>	<u>3OT</u>	<u>Total</u>
Southeast Missouri	36	43	10	1	0	90
Opponents	23	39	4	5	0	71

<u>Corner by Period</u>	<u>1st</u>	<u>2nd</u>	<u>OT</u>	<u>2OT</u>	<u>3OT</u>	<u>Total</u>
Southeast Missouri	33	29	6	0	0	68
Opponents	29	47	3	4	0	83

<u>Fouls by Period</u>	<u>1st</u>	<u>2nd</u>	<u>OT</u>	<u>2OT</u>	<u>3OT</u>	<u>Total</u>
Southeast Missouri	85	92	5	6	0	188
Opponents	79	81	7	11	0	178

Team Statistics

<u>Shot Statistics</u>	<u>SEMO</u>	<u>Opponent</u>
Goals-Shot attempts	15-204	24-234
Goals scored per game	0.83	1.33
Shot pct.074	.103
Shots on goal-Attempts	86-204	114-234
SOG pct.422	.487
Shots/Game	11.3	13.0
Assists	13	18
Corner Kicks	68	83
Penalty Kicks	0-1	2-2
Penalties		
Fouls	188	178
Yellow cards	7	12
Red cards	0	2
Attendance		
Total	3064	2462
Dates/Avg Per Date	9.340	7.352
Neutral Site #/Avg	2/72	

#LETSSOAR

STATISTICS

Offensive Statistics

Overall: 5-8-5 • OVC: 3-4-3 • Home: 4-4-1 • Away: 1-3-3

No.	Player	GP-GS	Min	G	A	Pts	Sh	Shot%	SOG	SOG%	YC-RC	GW	PK-Att
11	GONZALES, Esmie	18-18	1595	10	0	20	63	.159	28	.444	1-0	4	0-1
18	MCCOURT, Morgan	18-13	1149	4	0	8	11	.190	11	.524	0-0	0	0-0
23	BRIEN, Jen	18-15	1003	1	0	2	14	.071	6	.429	1-0	1	0-0
20	DAUS, Kate	16-1	521	0	0	0	8	.000	3	.375	0-0	0	0-0
25	CACCAVALE, Bri	16-10	1067	0	0	0	2	.000	1	.500	2-0	0	0-0
14	HACKER, Lexie	1-1	53	0	0	0	1	.000	0	.000	0-0	0	0-0
10	JOB, Jermima	18-18	1363	0	1	1	13	.000	4	.308	1-0	0	0-0
9	TREMAIN, Abby	8-0	168	0	0	0	4	.000	1	.250	0-0	0	0-0
7	KAEMPFE, Lauren	17-17	1439	0	0	0	7	.000	4	.571	1-0	0	0-0
12	TOMSU, Cassidi	18-3	818	0	1	1	15	.000	4	.267	0-0	0	0-0
13	MATHENIA, Taylor	10-0	166	0	0	0	1	.000	0	.000	0-0	0	0-0
19	NELSON, Jordan	18-10	1004	0	3	3	5	.000	2	.400	0-0	0	0-0
21	WEGMANN, Katie	11-7	587	0	1	1	3	.000	2	.667	1-0	0	0-0
22	GROTE, Lexi	16-15	1308	0	0	0	2	.000	2	1.000	0-0	0	0-0
4	COMPERNOLLE, Hannah	18-11	911	0	1	1	10	.000	3	.300	0-0	0	0-0
3	WELKER, Lauren	11-4	553	0	0	0	3	.000	2	.667	0-0	0	0-0
15	ORLANDO, Amanda	10-0	191	0	0	0	0	.000	0	.000	0-0	0	0-0
1	BYRD, Kayla	3-1	110	0	0	0	0	.000	0	.000	0-0	0	0-0
5	HOLTEN, Emily	18-12	1090	0	5	5	12	.000	3	.250	0-0	0	0-0
8	LEVER, Katie	17-7	740	0	1	1	16	.000	8	.500	0-0	0	0-0
6	KARSTENS, Maddie	18-18	1655	0	0	0	4	.000	2	.500	0-0	0	0-0
Total		18	-	15	13	43	204	.074	86	.422	7-0	5	0-1
Opponents		18	-	24	18	66	234	.103	114	.487	12-2	8	2-2

Goalkeeper Statistics

No.	Player	GP-GS	Minutes	GA	GAAvg	Saves	SavePct	W	L	T	Shutouts
1	BYRD, Kayla	1-1	45:00	0	0.00	1	1.000	1	0	0	0/1
0	REDDEN, Bailey	15-11	1291:19	14	0.98	69	.831	3	3	5	4/2
00	GLEESON, Maddie	6-6	405:00	10	2.22	20	.667	1	4	0	0/1
	TEAM	0-0	0:00	0	0.00	0	.000	0	0	0	2/0
Total		18	1741:19	24	1.24	90	.789	5	7	5	6



2018 OVC

2018 OVC Soccer TEAM LEADERS Through games of Nov 11, 2018 (All games)

Team Miscellaneous	GP	Shots	Fouls	Offside	Corners	PK-PKA	YC-RC
Austin Peay	17	231	140	31	81	2-2	7-2
Belmont	17	245	165	20	57	3-2	11-0
Eastern Illinois	20	195	180	33	60	1-0	18-0
Eastern Kentucky	20	241	196	20	85	1-0	10-2
Jacksonville State	18	200	144	26	71	1-1	3-0
Morehead State	19	199	175	37	58	2-2	13-0
Murray State	19	345	163	41	90	6-4	17-1
SIUE	17	237	165	35	89	1-0	10-1
Southeast Missouri	18	204	188	31	68	3-0	7-0
Tennessee Tech	17	175	134	20	59	2-2	5-0
UT Martin	19	401	182	51	109	4-3	13-0

SHOTS	GP	No.	Avg/G
1. UT Martin	19	401	21.11
2. Murray State	19	345	18.16
3. Belmont	17	245	14.41
4. Eastern Kentucky	20	241	12.05
5. SIUE	17	237	13.94
6. Austin Peay	17	231	13.59
7. Southeast Missouri	18	204	11.33
8. Jacksonville State	18	200	11.11
9. Morehead State	19	199	10.47
10. Eastern Illinois	20	195	9.75
11. Tennessee Tech	17	175	10.29

GOALS	GP	No.	Avg/G
1. UT Martin	19	49	2.58
2. Murray State	19	36	1.89
3. Eastern Kentucky	20	27	1.35
4. Austin Peay	17	22	1.29
5. Tennessee Tech	17	19	1.12
6. Belmont	17	18	1.06
SIUE	17	18	1.06
Eastern Illinois	20	18	0.90
9. Morehead State	19	17	0.89
Jacksonville State	18	17	0.94
11. Southeast Missouri	18	15	0.83

ASSISTS	GP	No.	Avg/G
1. UT Martin	19	30	1.58
2. Murray State	19	26	1.37
3. Eastern Kentucky	20	18	0.90
4. Eastern Illinois	20	17	0.85
SIUE	17	17	1.00
6. Belmont	17	15	0.88
Tennessee Tech	17	15	0.88
8. Jacksonville State	18	14	0.78
9. Morehead State	19	13	0.68
10. Southeast Missouri	18	12	0.67
Austin Peay	17	12	0.71

GOALS ALLOWED	GP	No.	Avg/G
1. UT Martin	19	17	0.89
2. Tennessee Tech	17	22	1.29
Austin Peay	17	22	1.29
4. Murray State	19	23	1.21
5. Eastern Illinois	20	24	1.20
Southeast Missouri	18	24	1.33
7. Jacksonville State	18	26	1.44
8. SIUE	17	28	1.65
9. Belmont	17	30	1.76
Eastern Kentucky	20	30	1.50
11. Morehead State	19	36	1.89

POINTS	GP	No.	Avg/G
1. UT Martin	19	128	6.74
2. Murray State	19	98	5.16
3. Eastern Kentucky	20	72	3.60
4. Austin Peay	17	56	3.29
5. SIUE	17	53	3.12
Eastern Illinois	20	53	2.65
Tennessee Tech	17	53	3.12
8. Belmont	17	51	3.00
9. Jacksonville State	18	48	2.67
10. Morehead State	19	47	2.47
11. Southeast Missouri	18	42	2.33

GOALS PER GAME	GP	No.	Avg/G
1. UT Martin	19	49	2.58
2. Murray State	19	36	1.89
3. Eastern Kentucky	20	27	1.35
4. Austin Peay	17	22	1.29
5. Tennessee Tech	17	19	1.12
6. SIUE	17	18	1.06
Belmont	17	18	1.06
8. Jacksonville State	18	17	0.94
9. Eastern Illinois	20	18	0.90
10. Morehead State	19	17	0.89
11. Southeast Missouri	18	15	0.83

ASSISTS PER GAME	GP	No.	Avg/G
1. UT Martin	19	30	1.58
2. Murray State	19	26	1.37
3. SIUE	17	17	1.00
4. Eastern Kentucky	20	18	0.90
5. Tennessee Tech	17	15	0.88
Belmont	17	15	0.88
7. Eastern Illinois	20	17	0.85
8. Jacksonville State	18	14	0.78
9. Austin Peay	17	12	0.71
10. Morehead State	19	13	0.68
11. Southeast Missouri	18	12	0.67

GOALS AGAINST AVERAGE	GP	GA	Minutes	GA Avg.
1. UT Martin	19	17	1730:00	0.88
2. Eastern Illinois	20	24	1923:56	1.12
3. Murray State	19	23	1734:36	1.19
4. Tennessee Tech	17	22	1573:23	1.26
5. Austin Peay	17	22	1555:09	1.27
6. Southeast Missouri	18	24	1675:52	1.29
7. Jacksonville State	18	26	1731:32	1.35
8. Eastern Kentucky	20	30	1911:41	1.41
9. SIUE	17	28	1581:35	1.59
10. Belmont	17	30	1607:52	1.68
11. Morehead State	19	36	1746:09	1.86

TEAM STATS

2018 OVC Soccer TEAM LEADERS Through games of Nov 11, 2018 (All games)

SAVES	GP	No.	Avg/G
1. Morehead State	19	123	6.47
2. Eastern Kentucky	20	105	5.25
3. Eastern Illinois	20	94	4.70
4. Southeast Missouri	18	90	5.00
5. Murray State	19	82	4.32
6. Jacksonville State	18	81	4.50
SIUE	17	81	4.76
8. Tennessee Tech	17	79	4.65
9. Belmont	17	76	4.47
10. Austin Peay	17	67	3.94
11. UT Martin	19	42	2.21

FOULS	GP	No.	Avg/G
1. Eastern Kentucky	20	196	9.80
2. Southeast Missouri	18	188	10.44
3. UT Martin	19	182	9.58
4. Eastern Illinois	20	180	9.00
5. Morehead State	19	175	9.21
6. SIUE	17	165	9.71
Belmont	17	165	9.71
8. Murray State	19	163	8.58
9. Jacksonville State	18	144	8.00
10. Austin Peay	17	140	8.24
11. Tennessee Tech	17	134	7.88

OFFSIDES	GP	No.	Avg/G
1. UT Martin	19	51	2.68
2. Murray State	19	41	2.16
3. Morehead State	19	37	1.95
4. SIUE	17	35	2.06
5. Eastern Illinois	20	33	1.65
6. Austin Peay	17	31	1.82
Southeast Missouri	18	31	1.72
8. Jacksonville State	18	26	1.44
9. Eastern Kentucky	20	20	1.00
Tennessee Tech	17	20	1.18
Belmont	17	20	1.18

SHUTOUTS	GP	No.	Avg/G
1. Eastern Illinois	20	8	0.40
2. UT Martin	19	7	0.37
3. Tennessee Tech	17	6	0.35
Austin Peay	17	6	0.35
Southeast Missouri	18	6	0.33
Jacksonville State	18	6	0.33
Murray State	19	6	0.32
Eastern Kentucky	20	6	0.30
9. Belmont	17	4	0.24
10. SIUE	17	3	0.18
Morehead State	19	3	0.16

CORNERS	GP	No.	Avg/G
1. UT Martin	19	109	5.74
2. Murray State	19	90	4.74
3. SIUE	17	89	5.24
4. Eastern Kentucky	20	85	4.25
5. Austin Peay	17	81	4.76
6. Jacksonville State	18	71	3.94
7. Southeast Missouri	18	68	3.78
8. Eastern Illinois	20	60	3.00
9. Tennessee Tech	17	59	3.47
10. Morehead State	19	58	3.05
11. Belmont	17	57	3.35

YELLOW CARDS	GP	No.	Avg/G
1. Eastern Illinois	20	18	0.90
2. Murray State	19	17	0.89
3. UT Martin	19	13	0.68
Morehead State	19	13	0.68
5. Belmont	17	11	0.65
6. SIUE	17	10	0.59
Eastern Kentucky	20	10	0.50
8. Austin Peay	17	7	0.41
Southeast Missouri	18	7	0.39
10. Tennessee Tech	17	5	0.29
11. Jacksonville State	18	3	0.17

#LETSSOAR





2018 OVC

To be ranked, a player must appear in at least 50.0% of their team's games, goalies at least 33.0% of their team's minutes.

SHOTS	GP	No.	Avg/G
1. WATFORD, Miyah-MUR	18	84	4.67
2. MCGIVERN, Amy-UTM	17	68	4.00
GARST, JULIE-BEL	17	68	4.00
4. KUBIN, Rebecca-MUR	19	65	3.42
5. GONZALES, Esmie-SEMO	18	63	3.50
6. WILSON, Dani-MOR	19	54	2.84
JONES, Abby-MUR	19	54	2.84
8. LAROSE, Claire-APSU	17	51	3.00
9. KALDARIDOU, Danae-UTM	19	49	2.58
10. KEANE, Skylor-UTM	19	44	2.32
TORRENCE, Erin-EKU	20	44	2.20

POINTS	GP	G	A	Pts	Avg/G
1. MCGIVERN, Amy-UTM	17	14	1	29	1.71
2. WATFORD, Miyah-MUR	18	10	5	25	1.39
JONES, Abby-MUR	19	8	9	25	1.32
4. TORRENCE, Erin-EKU	20	9	4	22	1.10
5. GONZALES, Esmie-SEMO	18	10	0	20	1.11
6. KUBIN, Rebecca-MUR	19	8	2	18	0.95
KEANE, Skylor-UTM	19	7	4	18	0.95
8. GARST, JULIE-BEL	17	7	2	16	0.94
KALDARIDOU, Danae-UTM	19	6	4	16	0.84
10. WILSON, Dani-MOR	19	7	1	15	0.79

GOALS	GP	No.	Avg/G
1. MCGIVERN, Amy-UTM	17	14	0.82
2. WATFORD, Miyah-MUR	18	10	0.56
GONZALES, Esmie-SEMO	18	10	0.56
4. TORRENCE, Erin-EKU	20	9	0.45
5. JONES, Abby-MUR	19	8	0.42
KUBIN, Rebecca-MUR	19	8	0.42
7. LAROSE, Claire-APSU	17	7	0.41
POWELL, Kendall-TTU	17	7	0.41
GARST, JULIE-BEL	17	7	0.41
WILSON, Dani-MOR	19	7	0.37
KEANE, Skylor-UTM	19	7	0.37

ASSISTS	GP	No.	Avg/G
1. JONES, Abby-MUR	19	9	0.47
2. BLOW, Rachel-TTU	17	6	0.35
3. WATFORD, Miyah-MUR	18	5	0.28
HOLTEN, Emily-SEMO	18	5	0.28
5. KALDARIDOU, Danae-UTM	19	4	0.21
KEANE, Skylor-UTM	19	4	0.21
ADAMS, Alice-UTM	19	4	0.21
KETTERHAGEN, Lexi-EIU	20	4	0.20
TORRENCE, Erin-EKU	20	4	0.20
10. MARTINEZ, ABIGAIL-JSU	15	3	0.20
COLVIN, Katelyn-UTM	16	3	0.19
BENNING, Courtney-SIUE	17	3	0.18
KENWARD, Katie-APSU	17	3	0.18
JOSTES, Becca-SIUE	17	3	0.18
WENDT, Allison-SIUE	17	3	0.18
KELLY, Samantha-UTM	17	3	0.18
ROBERTS, Bella-UTM	18	3	0.17
COLLINS, Nicole-UTM	19	3	0.16
SWIFT, Colleen-MOR	19	3	0.16
DAMANTE, Samantha-MOR	19	3	0.16
REA, Idalys-EKU	20	3	0.15

SHOTS PER GAME	GP	No.	Avg/G
1. WATFORD, Miyah-MUR	18	84	4.67
2. MCGIVERN, Amy-UTM	17	68	4.00
GARST, JULIE-BEL	17	68	4.00
4. GONZALES, Esmie-SEMO	18	63	3.50
5. KUBIN, Rebecca-MUR	19	65	3.42
6. LAROSE, Claire-APSU	17	51	3.00
7. JONES, Abby-MUR	19	54	2.84
WILSON, Dani-MOR	19	54	2.84
9. KALDARIDOU, Danae-UTM	19	49	2.58
10. POWELL, Kendall-TTU	17	41	2.41

POINTS PER GAME	GP	G	A	Pts	Avg/G
1. MCGIVERN, Amy-UTM	17	14	1	29	1.71
2. WATFORD, Miyah-MUR	18	10	5	25	1.39
3. JONES, Abby-MUR	19	8	9	25	1.32
4. GONZALES, Esmie-SEMO	18	10	0	20	1.11
5. TORRENCE, Erin-EKU	20	9	4	22	1.10
6. KEANE, Skylor-UTM	19	7	4	18	0.95
KUBIN, Rebecca-MUR	19	8	2	18	0.95
8. GARST, JULIE-BEL	17	7	2	16	0.94
9. KALDARIDOU, Danae-UTM	19	6	4	16	0.84
10. LAROSE, Claire-APSU	17	7	0	14	0.82
POWELL, Kendall-TTU	17	7	0	14	0.82

GOALS PER GAME	GP	No.	Avg/G
1. MCGIVERN, Amy-UTM	17	14	0.82
2. GONZALES, Esmie-SEMO	18	10	0.56
WATFORD, Miyah-MUR	18	10	0.56
4. TORRENCE, Erin-EKU	20	9	0.45
5. JONES, Abby-MUR	19	8	0.42
KUBIN, Rebecca-MUR	19	8	0.42
7. GARST, JULIE-BEL	17	7	0.41
LAROSE, Claire-APSU	17	7	0.41
POWELL, Kendall-TTU	17	7	0.41
10. KEANE, Skylor-UTM	19	7	0.37
WILSON, Dani-MOR	19	7	0.37

ASSISTS PER GAME	GP	No.	Avg/G
1. JONES, Abby-MUR	19	9	0.47
2. BLOW, Rachel-TTU	17	6	0.35
3. HOLTEN, Emily-SEMO	18	5	0.28
WATFORD, Miyah-MUR	18	5	0.28
5. ADAMS, Alice-UTM	19	4	0.21
KEANE, Skylor-UTM	19	4	0.21
KALDARIDOU, Danae-UTM	19	4	0.21
8. TORRENCE, Erin-EKU	20	4	0.20
KETTERHAGEN, Lexi-EIU	20	4	0.20
MARTINEZ, ABIGAIL-JSU	15	3	0.20

INDIVIDUAL STATS

GAME-WINNING GOALS	GP	No.	Avg/G
1. MCGIVERN, Amy-UTM	17	6	0.35
2. GONZALES, Esmie-SEMO	18	4	0.22
WATFORD, Miyah-MUR	18	4	0.22
KUBIN, Rebecca-MUR	19	4	0.21
5. POWELL, Kendall-TTU	17	3	0.18
GARST, JULIE-BEL	17	3	0.18
KEANE, Skylor-UTM	19	3	0.16
TORRENCE, Erin-EKU	20	3	0.15

GOALS AGAINST AVG	GP	GA	Minutes	GAavg
1. MYERS, Erica-UTM	15	12	1309:2	0.82
2. TETEAk, Sara-EIU	17	17	1634:0	0.94
3. REDDEN, Bailey-SEMO	15	14	1181:1	1.07
4. STEIGERWALD, Alex-MUR	19	23	1734:3	1.19
5. POWELL, Mary Parker-APSU	17	20	1427:3	1.26
6. NAERDEMANN, Kari-TTU	17	22	1555:0	1.27
7. LERCH, Morgan-JSU	18	26	1731:3	1.35
8. AGUIRRE, Zoe-EKU	19	27	1776:4	1.37
9. SCHOCH, JENSEN-SIUE	16	24	1466:1	1.47
10. HELGADOTTIR, Eva-MOR	12	20	1018:1	1.77

SAVES	GP	No.	Avg/G
1. AGUIRRE, Zoe-EKU	19	92	4.84
2. STEIGERWALD, Alex-MUR	19	82	4.32
3. LERCH, Morgan-JSU	18	81	4.50
4. TETEAk, Sara-EIU	17	80	4.71
5. NAERDEMANN, Kari-TTU	17	79	4.65
6. SCHOCH, JENSEN-SIUE	16	76	4.75
7. HELGADOTTIR, Eva-MOR	12	70	5.83
HERMAN, LILY-BEL	16	70	4.38
9. REDDEN, Bailey-SEMO	15	69	4.60
10. POWELL, Mary Parker-APSU	17	55	3.24

SHUTOUTS	GP	No.	Avg/G
1. TETEAk, Sara-EIU	17	7	0.41
2. MYERS, Erica-UTM	15	6	0.40
NAERDEMANN, Kari-TTU	17	6	0.35
STEIGERWALD, Alex-MUR	19	6	0.32
AGUIRRE, Zoe-EKU	19	6	0.32
6. POWELL, Mary Parker-APSU	17	5	0.29
7. HERMAN, LILY-BEL	16	4	0.25
LERCH, Morgan-JSU	18	4	0.22
REDDEN, Bailey-SEMO	15	4	0.27
10. SCHOCH, JENSEN-SIUE	16	3	0.19

Team Identification	Team ID
Austin Peay	APSU
Belmont	BEL
Eastern Illinois	EIU
Eastern Kentucky	EKU
Jacksonville State	JSU
Morehead State	MOR
Murray State	MUR
SIUE	SIUE

SAVE PERCENTAGE	GP	Saves	GA	Pct.
1. REDDEN, Bailey-SEMO	15	69	14	.831
2. TETEAk, Sara-EIU	17	80	17	.825
3. NAERDEMANN, Kari-TTU	17	79	22	.782
4. STEIGERWALD, Alex-MUR	19	82	23	.781
5. HELGADOTTIR, Eva-MOR	12	70	20	.778
6. AGUIRRE, Zoe-EKU	19	92	27	.773
7. SCHOCH, JENSEN-SIUE	16	76	24	.760
8. WASHBURN, Michelle-MOR	10	50	16	.758
9. LERCH, Morgan-JSU	18	81	26	.757
10. MYERS, Erica-UTM	15	35	12	.745

SAVES PER GAME	GP	No.	Avg/G
1. HELGADOTTIR, Eva-MOR	12	70	5.83
2. WASHBURN, Michelle-MOR	10	50	5.00
3. AGUIRRE, Zoe-EKU	19	92	4.84
4. SCHOCH, JENSEN-SIUE	16	76	4.75
5. TETEAk, Sara-EIU	17	80	4.71
6. NAERDEMANN, Kari-TTU	17	79	4.65
7. REDDEN, Bailey-SEMO	15	69	4.60
8. LERCH, Morgan-JSU	18	81	4.50
9. HERMAN, LILY-BEL	16	70	4.38
10. STEIGERWALD, Alex-MUR	19	82	4.32

SHUTOUTS PER GAME	GP	No.	Avg/G
1. TETEAk, Sara-EIU	17	7	0.41
2. MYERS, Erica-UTM	15	6	0.40
3. NAERDEMANN, Kari-TTU	17	6	0.35
4. STEIGERWALD, Alex-MUR	19	6	0.32
AGUIRRE, Zoe-EKU	19	6	0.32
6. POWELL, Mary Parker-APSU	17	5	0.29
7. REDDEN, Bailey-SEMO	15	4	0.27
8. HERMAN, LILY-BEL	16	4	0.25
9. LERCH, Morgan-JSU	18	4	0.22
10. WASHBURN, Michelle-MOR	10	2	0.20

#LETSSOAR





2018 MATCH

Match 1

Evansville at Southeast Missouri

Aug. 16, 2018 at Cape Girardeau, Mo. • Attendance: 328

	1	2	OT	O2	Score
Evansville	0	2	-	-	2
Southeast Missouri	0	1	-	-	1

Goal	Time	Team	Goal Scorer	Assists
1	52:28	SEMO	GONZALES, Esmie (1)	HOLTEN, Emily
2	68:02	UE	Hunter, Jayme-Lee (1)	DaSilva, Amanda
3	85:10	UE	Portenier, Montana (1)	Hamm, Mandy

Match 2

Missouri State at Southeast Missouri

Aug. 21, 2018 at Cape Girardeau, Mo. • Attendance: 864

	1	2	OT	O2	Score
Missouri State	0	1	-	-	1
Southeast Missouri	0	0	-	-	0

Goal	Time	Team	Goal Scorer	Assists
1	70:48	MSU	Orlick, Kennady (2)	Eickelman, Jordan

Match 3

Illinois-Springfield at Southeast Missouri

Aug. 24, 2018 at Cape Girardeau, Mo. • Attendance: 257

	1	2	OT	O2	Score
Illinois-Springfield	0	0	-	-	0
Southeast Missouri	2	1	-	-	3

Goal	Time	Team	Goal Scorer	Assists
1	18:45	SEMO	BRIEN, Jen (1)	TOMUS, Cassidy
2	44:03	SEMO	MCCOURT, Morgan (1)	HOLTEN, Emily
3	79:23	SEMO	MCCOURT, Morgan (2)	WEGMANN, Katie

Match 4

Southeast Missouri v. Arizona State

Aug. 31, 2018 at Tempe, Ariz.

	1	2	OT	O2	Score
Southeast Missouri	0	0	-	-	0
Arizona	2	3	-	-	5

Goal	Time	Team	Goal Scorer	Assists
1	10:07	ARIZ	Talley, Jada (3)	Knous, Emily
2	17:41	ARIZ	Knous, Emily (1)	Porter, Amanda
3	53:47	ARIZ	Falasco, Samantha (1)	(unassisted)
4	60:34	ARIZ	McGarry, Morgan (1)	(unassisted)
5	81:11	ARIZ	Wilson, Brooke (2)	Moga, Brynn

Match 5

Southeast Missouri at Arizona State

Sept. 2, 2018 at Tempe, Ariz. • Attendance: 386

	1	2	OT	O2	Score
Southeast Missouri	0	0	-	-	0
Arizona State	1	3	-	-	4

Goal	Time	Team	Goal Scorer	Assists
1	23:49	ASU	Martinez, Casey (1)	(unassisted)
2	51:14	ASU	Sullivan, Cori (2)	(unassisted)
3	56:29	ASU	Van Deursen, Eva (1)	(unassisted)
4	66:31	ASU	Douglas, Nicole (3)	(unassisted)

Match 6

Oral Roberts at Southeast Missouri

Sept. 9, 2018 at Cape Girardeau, Mo. • Attendance: 254

	1	2	OT	O2	Score
Oral Roberts	0	0	-	-	0
Southeast Missouri	1	0	-	-	1

Goal	Time	Team	Goal Scorer	Assists
1	19:09	SEMO	GONZALES, Esmie (2)	Compernelle, Hannah

Match 7

Murray State at Southeast Missouri

Sept. 13, 2018 at Cape Girardeau, Mo. • Attendance: 306

	1	2	OT	O2	Score
Murray State	0	4	-	-	4
Southeast Missouri	0	1	-	-	1

Goal	Time	Team	Goal Scorer	Assists
1	48:42	MUR	Ashton, Caroline (1)	Jones, Abby
2	62:23	MUR	Jones, Abby (3)	Penalty Kick
3	67:48	SEMO	GONZALES, Esmie (3)	(unassisted)
4	70:04	MUR	Watford, Miyah (7)	Penalty Kick
5	86:47	MUR	Heise, Emma (1)	Mendez, Arianna

Match 8

UT Martin at Southeast Missouri

Sept. 16, 2018 at Cape Girardeau, Mo. • Attendance: 212

	1	2	OT	O2	Score
UT Martin	0	1	-	-	1
Southeast Missouri	0	0	-	-	0

Goal	Time	Team	Goal Scorer	Assists
1	50:57	UTM	Kelly, Samantha (2)	Keane, Skylor

Match 9

Southeast Missouri at Jacksonville State

Sept. 23, 2018 at Jacksonville, Ala. • Attendance: 303

	1	2	OT	O2	Score
Southeast Missouri	0	0	0	-	0
Jacksonville State	0	0	1	-	1

Goal	Time	Team	Goal Scorer	Assists
1	96:16	JSU	Papa, Julia (1)	Martinez, Abigail

Match 10

Eastern Kentucky at Southeast Missouri

Sept. 27, 2018 at Cape Girardeau, Mo. • Attendance: 376

	1	2	OT	O2	Score
Eastern Kentucky	0	1	0	0	1
Southeast Missouri	1	0	0	0	1

Goal	Time	Team	Goal Scorer	Assists
1	30:54	SEMO	GONZALES, Esmie (4)	Lever, Katie
2	88:06	EKU	Torrence, Erin (4)	Owusu, Sarah

#LETSSOAR

BOX SCORES

Match 11

Morehead State at Southeast Missouri

Sept. 30, 2018 at Cape Girardeau, Mo. • Attendance: 233

	1	2	OT	O2	Score
Morehead State	0	0	-	-	0
Southeast Missouri	2	0	-	-	2

Goal	Time	Team	Goal Scorer	Assists
1	7:35	SEMO	GONZALES, Esmie (5)	Nelson, Jordan
2	10:21	SEMO	MCCOURT, Morgan (4)	Holten, Emily

Match 12

Southeast Missouri at Tennessee Tech

Oct. 5, 2018 at Cookeville, Tenn. • Attendance: 458

	1	2	OT	O2	Score
Southeast Missouri	0	0	0	0	0
Tennessee Tech	0	0	0	0	0

Match 13

Southeast Missouri at Eastern Illinois

Oct. 11, 2018 at Charleston, Ill. • Attendance: 404

	1	2	OT	O2	Score
Southeast Missouri	0	0	1	-	1
Eastern Illinois	0	0	0	-	0

Goal	Time	Team	Goal Scorer	Assists
1	94:06	SEMO	Esmie Gonzales (6)	Nelson, Jordan

Match 14

Southeast Missouri at SIUE

Oct. 14, 2018 at Edwardsville, Ill. • Attendance:

	1	2	OT	O2	Score
Southeast Missouri	0	1	0	0	1
SIUE	0	1	0	0	1

Goal	Time	Team	Goal Scorer	Assists
1	46:46	SIUE	Frerker, Andrea (3)	Jostes, Becca
2	89:00	SEMO	MCCOURT, Morgan (5)	Job, Jermima

Match 15

Southeast Missouri at Belmont

Oct. 18, 2018 at Nashville, Tenn. • Attendance: 342

	1	2	OT	O2	Score
Southeast Missouri	1	0	0	0	1
Belmont	0	1	0	1	2

Goal	Time	Team	Goal Scorer	Assists
1	42:28	SEMO	GONZALES, Esmie (7)	Holten, Emily
2	78:03	BEL	Garst, Julia (7)	Ziesig, K.; Parsons, G.
3	100:55	BEL	Nguyen, Emily (1)	Gentry, D.; Garst, J.

Match 16

Austin Peay at Southeast Missouri

Oct. 21, 2018 at Cape Girardeau, Mo • Attendance: 234

	1	2	OT	O2	Score
Austin Peay	0	1	-	-	1
Southeast Missouri	1	1	-	-	2

Goal	Time	Team	Goal Scorer	Assists
1	17:05	SEMO	GONZALES, Esmie (8)	(unassisted)
2	46:08	APSU	Whittaker, Ashley (1)	Dixon, McKenzie
3	52:24	SEMO	GONZALES, Esmie (9)	Nelson, Jordan

Match 17

Southeast Missouri v. Belmont

Oct. 26, 2018 at Charleston, Ill. • Attendance: 145

OVC Tournament • First Round

	1	2	OT	O2	Score
Southeast Missouri	0	0	0	0	0
Belmont	0	0	0	0	0

Shootout Results

Southeast Missouri: 23/N 22/Y 7/N 15/Y 19/Y 8/N 6/Y

Belmont: 7/Y 3/N 5/Y 4/N 24/Y 14/N 27/N

Southeast Missouri wins shootout 4-3

Match 18

Southeast Missouri at Eastern Illinois

Oct. 28, 2018 at Charleston, Ill. • Attendance: 569

OVC Tournament

	1	2	OT	O2	Score
Southeast Missouri	0	1	0	0	1
Eastern Illinois	1	0	0	0	1

Goal	Time	Team	Goal Scorer	Assists
1	38:07	EIU	Stolfa, Kayla	DeWolf, Sarah
2	75:45	SEMO	GONZALES, Esmie (10)	Holten, Emily

Shootout Results

Southeast Missouri: 22/N 15/Y 19/Y 6/N 7/N

Belmont: 13/N 8/N 2/Y 5/Y 7/Y

Eastern Illinois wins shootout 3-2

HONORS & AWARDS



First Team All-OVC

Esmie Gonzales-2017 & 2018

OVC All-Newcomer Team

Lexi Grote-2017

Bailey Redden- 2018

Morgan McCourt-2018

OVC Medal of Honor

Lauren Kaempfe, Katie Lever, Amanda Orlando

OVC Commissioner's Honor Roll

Jennifer Brien, Kayla Byrd, Bri Caccavale, Hannah Compennolle, Kate Daus, Esmie Gonzales, Lexi Grote, Lexie Hacker, Emily Holten, Jermima Job, Lauren Kaempfe, Maddi Karstens, Katie Lever, Morgan McCourt, Amanda Orlando

OVC Medal of Honor Recipients

Bri Caccavale, Kate Daus, Emily Holten, Katie Lever, Morgan McCourt

OVC Team Academic Achievement Award

2015-2016, 2016-2017

Meghan Herndon Scholarship

Maddie Gleeson

Offensive Player of the Week

Oct. 23 - Esmie Gonzales

Goalkeeper of the Week

Oct. 16 - Bailey Redden

Preseason OVC Rank

7th



BAILEY REDDEN

OVC All-Newcomer Team

OVC Goalkeeper of the Week - Oct. 16, 2018



ESMIE GONZALES

First Team All-OVC- 2017 & 2018

OVC Offensive Player of the Week - Oct. 17, 2017

OVC Offensive Player of the Week - Oct. 23, 2018



RECORDS





SINGLE-SEASON RECORDS



Points

1. Erika Todd (13g, 7a), 2000	33
2. Nichole Thiele (13g, 5a), 2000	31
3. Marla Gianino (9g, 9a), 2001	27
Ashley Runion (11g, 5a), 2007	27
5. Natasha Minor (12g, 2a), 2016	26

Goals

1. Nichole Thiele, 2000	13
Erika Todd, 2000	13
3. Natasha Minor, 2016	12
4. Ashley Runion, 2007	11
5. Erin Slattery, 2001	10
Esmie Gonzales, 2018	10

Game-Winning Goals

1. Lisa Schweppe, 2005	6
Erika Todd, 2000	6
3. Natasha Minor, 2016	5
Valerie Henderson, 2002	5
Esmie Gonzales, 2017	5
6. Ashley Runion, 2007	4
Nichole Thiele, 2000	4
Bobbi Jo Schlick, 2009	4
Erin Shulman, 2011	4
Esmie Gonzales, 2018	4

Assists

1. Alaina Lacopo, 2007	9
Marla Gianino, 2001	9
3. Marla Gianino, 2003	7
Alaina Lacopo, 2004	7
Alaina Lacopo, 2005	7
Erika Todd, 2000	7

Shots Attempted

1. Nichole Thiele, 2000	81
2. Esmie Gonzales, 2017	72
3. Erika Todd, 2000	71
Valerie Henderson, 2002	71
5. Natasha Minor, 2016	66

Shots On Goal*

1. Lisa Schweppe, 2005	38
2. Courtney Alexander, 2006	35
3. Courtney Alexander, 2007	34
4. Jessie Crabtree, 2011	33
Esmie Gonzales, 2017	33
6. Natasha Minor, 2016	32
Casey Craft, 2006	32

*Shots on goal data incomplete in 2000 season

Saves

1. Ashton Aubuchon, 2013	101
2. Beth Guccione, 1999	100
3. Renee Kertz, 2012	90
4. Lindsay Pickering, 2006	89
Amanda Wrzos, 2003	89

Save Percentage (Min. 50 saves)

1. Renee Kertz, 2012	.882
Lindsay Pickering, 2007	.882
3. Beth Guccione, 2001	.869
4. Kindra Lierz, 2014	.850
5. Amanda Wrzos, 2002	.839

Goals Against Average (Min. 1,000 minutes)

1. Beth Guccione, 2001	0.44
2. Lindsay Pickering, 2005	0.58
3. Lindsay Pickering, 2007	0.63
4. Kindra Lierz, 2014	0.70
5. Amanda Wrzos, 2002	0.73

Wins

1. Beth Guccione, 2001	16
2. Lindsay Pickering, 2005	13
Amanda Wrzos, 2002	13
4. Ashton Aubuchon, 2011	12
5. Kindra Lierz, 2014	11
Lindsay Pickering, 2007	11

Solo Shutouts

1. Beth Guccione, 2001	13
2. Lindsay Pickering, 2005	11
3. Lindsay Pickering, 2006	9
4. Kindra Lierz, 2014	8
Kindra Lierz, 2015	8
Lindsay Pickering, 2007	8
Ashton Aubuchon, 2011	8

Field Minutes Played (since 2003)

1. Hayley Abbott, 2012	1,985
2. Ali Bauer, 2012	1,948
3. Lauren Kaempfe, 2015	1,861
4. Torey Byrd, 2012	1,845
5. Maddi Karstens, 2016	1,773

Goalkeeper Minutes Played

1. Kindra Lierz, 2015	1,940
2. Amanda Wrzos, 2003	1,902
3. Lindsay Pickering, 2005	1,860
4. Kindra Lierz, 2016	1,823
5. Lindsay Pickering, 2006	1,802

CAREER RECORDS

Points

1. Erika Todd (27g, 17a), 2000-03	71
2. Natasha Minor (28g, 13a), 2013-16	69
3. Nichole Thiele (29g, 10a), 1999-01	68
4. Ashley Runion (23g, 14a), 2007-10	60
5. Alaina Lacopo (14g, 28a), 2004-07	56
Esmie Gonzales (24g, 8a), 2016-Pres. 56	

Goals

1. Nichole Thiele, 1999-01	29
2. Natasha Minor, 2013-16	28
3. Erika Todd, 2000-03	27
4. Esmie Gonzales, 2016-Pres. 24	
5. Ashley Runion, 2007-10	23

Game-Winning Goals

1. Erika Todd, 2000-03	12
2. Natasha Minor, 2013-16	10
3. Esmie Gonzales, 2016-Pres. 10	
4. Lisa Schweppe, 2002-05	9
5. Ashley Runion, 2007-10	8
Valerie Henderson, 2000-03	8
Nichole Thiele, 1999-01	8

Assists

1. Alaina Lacopo, 2004-07	28
2. Marla Gianino, 2001-04	23
3. Erika Todd, 2000-03	17
4. Ashley Runion, 2007-10	14
5. Natasha Minor, 2013-16	13
Lisa Schweppe, 2002-05	13

Shots Attempted

1. Natasha Minor, 2013-16	187
2. Esmie Gonzales, 2016-Pres. 186	
3. Lisa Schweppe, 2002-05	185
4. Ashley Runion, 2007-10	183
5. Nichole Thiele, 1999-01	177

Shots On Goal*

1. Lisa Schweppe, 2002-05	100
2. Natasha Minor, 2013-16	99
3. Ashley Runion, 2007-10	88
Esmie Gonzales, 2016-Pres. 88	
4. Nichole Thield, 1999-2001	84

*Shots on goal data incomplete in 2000 season

Saves

1. Kindra Lierz, 2014-2017	296
2. Ashton Aubuchon, 2010-13	254
3. Lindsay Pickering, 2005-07	228
4. Amanda Wrzos, 2002-04	221
5. Beth Guccione, 1999-01	154

Save Percentage (Min. 50 saves)

1. Renee Kertz, 2012	.882
2. Lindsay Pickering, 2005-07	.844
3. Bailey Redden, 2018 .831	
4. Beth Guccione, 1999-01	.828
5. Amanda Wrzos, 2002-04	.826

Goals Against Average (Min. 1,000 minutes)

1. Lindsay Pickering, 2005-07	0.72
2. Renee Kertz, 2012	0.75
3. Kindra Lierz, 2014-2017	0.78
4. Kristen Starkey, 2009-10	0.81
5. Amanda Wrzos, 2002-04	0.89

Wins

1. Lindsay Pickering, 2005-07	34
2. Kindra Lierz, 2014-2018	33
3. Amanda Wrzos, 2002-04	32
4. Ashton Aubuchon, 2010-13	26
5. Beth Guccione, 1999-01	20

Solo Shutouts

1. Lindsay Pickering, 2005-07	28
2. Kindra Lierz, 2014-2017	27
3. Ashton Aubuchon, 2010-13	22
4. Beth Guccione, 1999-01	15
5. Amanda Wrzos, 2002-04	12
Tami Hebert, 1999-2000	8

Matches Played

1. Lisa Schweppe, 2002-05	79
2. Jessi Wuellner, 2003-06	78
Megan Hejlek, 2002-05	78
Lauren Kaempfe, 2015-18 78	
5. Heather Reding, 2001-04	77

Matches Started

1. Hayley Abbott, 2009-12	76
Heather Reding, 2001-04	76
Lauren Kaempfe, 2015-18 76	
4. Nikki Edwards, 2008-11	69
5. Jenny Hamilton, 1999-02	68
Kindra Lierz, 2014-2017	68

Field Minutes Played (since 2003)

1. Hayley Abbott, 2009-12	6,789
2. Lauren Kaempfe, 2015-18 6,608	
3. Nikki Edwards, 2008-11	5,924
4. Ashley Runion, 2007-10	5,704
5. Maddie Karstens, 2015-18 5,463	

Goalkeeper Minutes Played

1. Kindra Lierz, 2014-2017	6,860
2. Lindsay Pickering, 2005-07	5,233
3. Ashton Aubuchon, 2010-13	5,201
4. Amanda Wrzos, 2002-04	4,667
5. Beth Guccione, 1999-2001	2,885

Recent Players in **Bold**



#LETSSOAR



TEAM



The 2001 Southeast Missouri team holds nine different single-season records. The Redhawks won their first-ever Ohio Valley Conference regular season title that year.

Single-Match and Single-Season Records

Southeast Missouri	Match	Season
Most Goals	12 (Arkansas-Pine Bluff, 9-16-06)	48 2001
Fewest Goals	0 (73 times)	9 2008
Most Shots	47 (Lipscomb, 10-12-02)	389 2002
Fewest Shots	1 (2 times)	146 1999
Most Assists	14 (Arkansas-Pine Bluff, 9-16-06)	33 2001
Most Points	38 (Arkansas-Pine Bluff, 9-16-06)	129 2001
Most Corners	14 (Arkansas State, 9-20-01)	142 2001
Fewest Corners	0 (13 times)	29 2008
Most Penalty Kicks	1 (16 times)	2 (4 times)
Most Fouls	32 (Drake, 9-27-02)	342 2002
Fewest Fouls	0 (Arkansas-Pine Bluff, 9-10-05)	92 1999
Most Shutouts	-	13 2001
Consecutive Shutouts	-	6 2001
Goals Against Average	-	0.44 2001
Most Wins	-	16 2001
Most Home Wins	-	10 2001
Most Road Wins	-	6 '02, '11, '14
Most Losses	-	10 2012
Most Home Losses	-	4 '08, '14, '18
Most Road Losses	-	7 1999
Margin of Victory	12 (Arkansas-Pine Bluff, 9-16-06)	-
Margin of Defeat	5 (2 times)	-

Opponents

	Match	Season
Most Goals	5 (Missouri State, 8-29-99)	26 1999
Fewest Goals	0 (144 times)	8 '01, '09, '13
Most Shots	42 (UT Martin, 10-29-15)	263 2015
Fewest Shots	0 (6 times)	101 2001
Most Assists	5 (2 times)	19 2015
Most Points	13 (3 times)	67 1999
Most Corners	23 (Memphis, 9-14-06)	94 1999
Fewest Corners	0 (6 times)	43 2001
Most Penalty Kicks	1 (Murray State, 9-13-18)	2 '01, '07, '18
Most Fouls	22 (2 times)	284 2002
Fewest Fouls	1 (Tennessee Tech, 10-18-09)	134 1999
Most Shutouts	-	8 2015
Consecutive Shutouts	-	4 2008
Goals Against Average	-	0.61 2008
Fastest Goal	1:27 Julie Williford (Arkansas, Sept. 6, 2002)	
Back-to-back goals	1:47 Debbie Stark & Rachelle Smith (Missouri State, Aug. 29, 1999)	

Individual Match Records

Goals	3	11 times, last by Angie Mann (9/13/15)
Fastest Goal	0:26	by Jessie Crabtree (10-28-11)
Back-to-Back Goals	0:13	by Torey Byrd (PK) and Natasha Minor vs. Missouri-St. Louis (8-29-14)
Games with a Goal	7	by Nichole Thiele (2 times) (11/6/09 - 9/11/00) (10/23/00 - 9/20/01)
Assists	4	by Erika Todd (9-02-01)
Points	10	by Casey Kraft (9-10-05)
Shots	12	by Nichole Thiele (10-23-00)
Saves	16	by Kindra Lierz (10-29-15)

Streaks

Longest Winning	9	8/31/01 - 10/7/01
Home Winning	13	10/17/00 - 11/11/01
Road Winning	6	10/6/00 - 10/5/01; 9/19/14-10/31/14
Neutral Winning	3	11/6/99 - 10/27/00
Longest Losing	5	8/27/99 - 9/26/99
Home Losing	2	4 times, last from 9/13/18- 9/16/18
Road Losing	5	8/27/99 - 9/26/99
Neutral Losing	1	2 times, last from 8/31/18
Games with a Goal	33	10/6/00 - 9/27/02

#LETSSOAR

RECORDS

Scoring

Season	GP	G	A	Pts	Shots	Shot%	SOG*	SOG%*	GW	PK-Att
1999	13	14	8	36	146	.096	80	.548	4	1-1
2000	17	45	28	118	322	.140	---	---	11	1-1
2001	18	48	33	129	289	.166	172	.595	16	2-2
2002	20	43	29	115	389	.111	175	.450	14	1-1
2003	20	25	23	73	302	.083	166	.550	10	0-0
2004	19	24	29	77	246	.098	132	.537	11	1-1
2005	20	36	31	103	228	.158	122	.535	12	2-3
2006	20	39	35	113	301	.130	172	.571	10	2-2
2007	18	38	29	105	272	.140	126	.463	12	1-1
2008	14	9	5	23	154	.058	77	.500	2	1-1
2009	18	25	21	71	238	.105	120	.504	8	0-0
2010	18	24	24	72	256	.094	83	.324	8	0-0
2011	19	35	30	100	260	.135	138	.531	12	1-1
2012	21	22	24	68	229	.096	103	.450	7	1-3
2013	18	19	20	58	190	.100	99	.521	8	1-1
2014	17	25	24	74	190	.132	89	.468	11	2-2
2015	22	28	18	74	241	.116	119	.494	9	2-2
2016	19	26	22	74	274	.095	135	.493	9	2-3
2017	20	24	16	64	251	.096	114	.454	8	1-1
2018	18	15	13	43	204	.074	86	.422	5	0-1
Total	369	564	462	1,590	4,982	.244	2,308	.263	187	22-27

*Shots on goal data incomplete for 2000 season

Goalkeeping

Season	GP	Minutes	GA	GAAvg	Saves	Save%	W	L	T	Sho
1999	13	1264:15	26	1.85	112	.812	4	8	1	2
2000	17	1659:30	20	1.08	85	.810	10	6	1	8
2001	18	1623:03	8	0.44	53	.869	16	2	0	13
2002	20	1845:33	15	0.73	97	.866	14	4	2	10
2003	20	1915:06	19	0.89	89	.824	10	5	5	8
2004	19	1790:23	17	0.85	88	.838	11	6	2	7
2005	20	1860:59	12	0.58	57	.826	13	6	1	11
2006	20	1860:22	19	0.92	94	.832	10	8	2	10
2007	18	1711:14	14	0.74	95	.872	12	2	4	9
2008	14	1323:44	17	1.16	58	.773	2	9	3	2
2009	18	1702:20	16	0.85	47	.746	8	7	3	8
2010	18	1672:21	25	1.35	65	.722	8	9	1	6
2011	19	1746:44	16	0.82	75	.824	12	6	1	10
2012	21	1990:43	27	1.22	125	.822	7	10	4	7
2013	18	1710:11	24	1.26	117	.830	8	7	3	6
2014	17	1534:59	12	0.70	71	.855	11	5	0	8
2015	22	2130:58	22	0.93	92	.807	9	6	7	11
2016	19	1823:13	18	0.89	75	.806	9	6	4	7
2017	20	1882:26	19	0.91	82	.812	8	8	4	7
2018	18	1741:19	24	1.24	90	.789	5	8	5	6
Totals	369	34,789:32	370	0.85	1,667	.818	187	129	53	156

School records in **bold**





YEARLY

Points

Year	Player	G-A	Pts	Avg
1999	Nicole Thiele	7-3	17	1.31
2000	Erika Todd	13-7	33	1.94
2001	Marla Gianino	9-9	27	1.50
2002	Erika Todd	8-3	19	0.95
2003	Molli Beard	4-2	10	0.62
2004	Molli Beard	5-1	11	0.65
2005	Lisa Schweppe	9-2	20	1.00
2006	Courtney Alexander	9-3	21	1.05
2007	Ashley Runion	11-5	27	1.50
2008	Casey Kraft	4-0	8	0.80
2009	Bobbi Jo Schlick	6-1	13	0.72
2010	Ashley Runion	7-4	18	1.00
2011	Jessie Crabtree	9-4	22	1.22
2012	Torey Byrd	6-0	12	0.57
2013	Natasha Minor	4-4	12	0.75
2014	Natasha Minor	8-6	22	1.38
2015	Angie Mann	8-1	17	0.77
2016	Natasha Minor	12-2	26	1.37
2017	Esmie Gonzales	8-3	19	0.95
2018	Esmie Gonzales	10-0	20	1.11

Goals

Year	Player	G	Avg
1999	Nicole Thiele	7	0.54
2000	Erika Todd	13	0.76
	Nicole Thiele	13	0.72
2001	Erin Slattery	10	0.56
2002	Erika Todd	8	0.40
2003	Molli Beard	4	0.25
	Erin Slattery	4	0.27
	Diana Poovey	4	0.20
2004	Molli Beard	5	0.29
2005	Lisa Schweppe	9	0.45
2006	Courtney Alexander	9	0.45
2007	Ashley Runion	11	0.61
2008	Casey Kraft	4	0.40
2009	Bobbi Jo Schlick	6	0.33

2010	Ashley Runion	7	0.39
2011	Jessie Crabtree	9	0.50
	Erin Shulman	9	0.64
2012	Torey Byrd	6	0.29
2013	Natasha Minor	4	0.25
	Erin Shulman	4	0.24
2014	Natasha Minor	8	0.50
2015	Angie Mann	8	0.36
2016	Natasha Minor	12	0.63
2017	Esmie Gonzales	8	0.40
2018	Esmie Gonzales	10	0.56

Assists

Year	Player	A	Avg
1999	Nicole Thiele	3	0.23
2000	Erika Todd	7	0.41
2001	Marla Gianino	9	0.50
2002	Valerie Henderson	5	0.25
2003	Marla Gianino	7	0.35
2004	Alaina Lacopo	7	0.58
2005	Alaina Lacopo	7	0.35
2006	Margie Schaeffler	6	0.32
2007	Alaina Lacopo	9	0.50
2008	Megan McGrath	2	0.13
	Ashley Runion	2	0.14
2009	Ali Bauer	3	0.18
	Ashley Runion	3	0.17
	Katie Snelson	3	0.18
2010	Lauren Bozesky	6	0.33
2011	Ali Bauer	4	0.21
	Jacey Boyko	4	0.21
	Jessie Crabtree	4	0.22
2012	Paige Luehmann	4	0.22
2013	Natasha Minor	4	0.25
2014	Natasha Minor	6	0.36
2015	Paige Blankenheim	4	0.18
2016	Esmie Gonzales	5	0.33
2017	Esmie Gonzales	5	0.15
	Lexi Grote	5	0.15
2018	Emily Holten	5	0.28

Shots

Year	Player	Sh	Avg
1999	Nicole Thiele	49	3.77
2000	Nicole Thiele	81	4.50
2001	Marla Gianino	48	2.67
2002	Valerie Henderson	71	3.55
2003	Marla Gianino	39	1.95

2004	Diana Poovey	39	2.05
2005	Lisa Schweppe	60	3.00
2006	Courtney Alexander	62	3.10
2007	Courtney Alexander	65	3.61
2008	Ashley Runion	34	2.43
2009	Ashley Runion	50	2.78
2010	Ashley Runion	44	2.44
2011	Jessie Crabtree	52	2.89
2012	Courtney Luehmann	36	2.12
2013	Natasha Minor	32	2.00
2014	Natasha Minor	44	4.13
2015	Natasha Minor	45	3.00
2016	Natasha Minor	66	3.47
2017	Esmie Gonzales	72	3.60
2018	Esmie Gonzales	63	3.50

Game-Winning Goals

Year	Player	GWG
1999	Nicole Thiele	1
	Jenny Hamilton	1
	Courtney Britt	1
	Lauren Knight	1
2000	Erika Todd	6
2001	Nicole Thiele	3
	Erika Todd	3
	Erin Slattery	3
2002	Valerie Henderson	5
2003	Diana Poovey	2
	Valerie Henderson	2
2004	Molli Beard	3
2005	Lisa Schweppe	6
2006	Courtney Alexander	2
	Alaina Lacopo	2
2007	Ashley Runion	4
2008	Casey Kraft	1
	Nicole Bussman	1
2009	Bobbi Jo Schlick	4
2010	Courtney Luehmann	3
2011	Erin Shulman	4
2012	Torey Byrd	2
2013	Storm French	2
	Erin Shulman	2
2014	Natasha Minor	3
2015	Jennifer Antonacci	3
2016	Natasha Minor	5
2017	Esmie Gonzales	5
2018	Esmie Gonzales	5

#LETSSOAR

RECORDS

Saves

Year	Player	Sv	Avg
1999	Beth Guccione	98	8.17
2000	Tami Hebert	79	4.65
2001	Beth Guccione	53	2.94
2002	Amanda Wrzos	52	2.60
2003	Amanda Wrzos	89	4.45
2004	Amanda Wrzos	77	4.53
2005	Lindsay Pickering	57	2.85
2006	Lindsay Pickering	89	4.45
2007	Lindsay Pickering	82	4.56
2008	Jessica Beckham	57	4.07
2009	Kristen Starkey	42	2.63
2010	Ashton Aubuchon	54	3.38
2011	Ashton Aubuchon	67	3.72
2012	Renee Kertz	90	5.62
2013	Ashton Aubuchon	101	5.61
2014	Kindra Lierz	68	4.00
2015	Kindra Lierz	86	4.09
2016	Kindra Lierz	71	3.74
2017	Kindra Lierz	71	3.55
2018	Bailey Redden	69	4.60

Goals Against Average

Year	Player	GA	Avg
1999	Beth Guccione	22	1.69
2000	Tami Hebert	18	1.03
2001	Beth Guccione	8	0.44
2002	Amanda Wrzos	10	0.73
2003	Amanda Wrzos	19	0.90
2004	Amanda Wrzos	17	1.00
2005	Lindsay Pickering	12	0.58
2006	Lindsay Pickering	19	0.95
2007	Lindsay Pickering	11	0.63
2008	Jessica Beckham	16	1.13
2009	Kristen Starkey	13	0.81
2010	Ashton Aubuchon	20	1.23
2011	Ashton Aubuchon	14	0.78
2012	Renee Kertz	12	0.75
2013	Ashton Aubuchon	24	1.33
2014	Kindra Lierz	12	0.70
2015	Kindra Lierz	19	0.88
2016	Kindra Lierz	18	0.89
2017	Kindra Lierz	18	1.04
2018	Bailey Redden	14	0.98

Save Percentage

Year	Player	Sv	Sv%
1999	Beth Guccione	98	.817
2000	Tami Hebert	79	.814
2001	Beth Guccione	53	.869
2002	Lauren Fabbro	44	.898
2003	Amanda Wrzos	89	.824
2004	Amanda Wrzos	77	.819
2005	Lindsay Pickering	57	.826
2006	Lindsay Pickering	89	.824
2007	Lindsay Pickering	82	.882
2008	Jessica Beckham	57	.781
2009	Kristen Starkey	42	.764
2010	Ashton Aubuchon	54	.730
2011	Ashton Aubuchon	67	.827
2012	Renee Kertz	90	.882
2013	Ashton Aubuchon	101	.808
2014	Kindra Lierz	68	.850
2015	Kindra Lierz	86	.819
2016	Kindra Lierz	71	.798
2017	Kindra Lierz	71	.798
2018	Bailey Redden	69	.831



The 2007 Southeast Missouri team was the first Redhawk squad to capture both the OVC regular season and tournament titles.



POSTSEASON HONORS & AWARDS

Soccer Buzz Magazine All-National Team First-Year Programs

1999 Nichole Thiele

Soccer Buzz Magazine All-Central Region

Second-Team

2007 Courtney Alexander

Third-Team

2001 Beth Guccione

Jenny Hamilton

2002 Jenny Hamilton

Valerie Henderson

All-Freshman Team

2007 Vanessa Hart

NSCAA All-South Region Third- Team

2012 Hayley Abbott

Honorable Mention

2010 Nikki Edwards

CoSIDA/ESPN The Magazine Academic All-America

Second-Team

2004 Jen Cross

CoSIDA Academic All-District

2001 Nichole Thiele

2002 Jen Cross

2003 Jen Cross (Second-Team)

2004 Jen Cross (First-Team/All-American)

2006 Jessi Wuellner (Second-Team)

2007 Courtney Alexander (First-Team)

2010 Hayley Abbott (Second-Team)

2010 Courtney Luehmann (Second-Team)

NSCAA Team Academic Award

2010 3.21 Cumulative GPA

2011 3.45 Cumulative GPA

2012 3.55 Cumulative GPA (13th)

2013 3.64 Cumulative GPA (3rd)

2014 3.72 Cumulative GPA (2nd)

OVC Coach of the Year

1999 Heather Nelson

2001 Heather Nelson

2007 Heather Nelson

2011 Heather Nelson

OVC Player of the Year

2001 Beth Guccione

2002 Valerie Henderson

2007 Courtney Alexander

2011 Jessie Crabtree

OVC Defensive Player of the Year

2001 Jenny Hamilton

2002 Jenny Hamilton

2005 Lindsay Pickering

2007 Lindsay Pickering

2012 Hayley Abbott

2013 Ashton Aubuchon

2014 Kindra Lierz

OVC Freshman of the Year

2007 Ashley Runion

2011 Erin Shulman

2014 Kindra Lierz

First-Team All-OVC Selections

1999 Stephanie Bleau

Beth Guccione

Jenny Hamilton

Nichole Thiele

2000 Valerie Henderson

Nicole Thiele

Erica Todd

2001 Marla Gianino

Beth Guccione

Jenny Hamilton

Erin Slattery

2002 Jenny Hamilton

Valerie Henderson

Heather Reding

2003 Marla Gianino

2005 Erin Hartmann

Lindsay Pickering

Lisa Schweppe

2007 Courtney Alexander

Lindsay Pickering

Margie Schaeffler

2008 Casey Kraft

2009 Hayley Abbott

2010 Ashley Runion

Hayley Abbott

Courtney Luehmann

2011 Ashton Aubuchon

Lauren Bozesky

Jessie Crabtree

Nikki Edwards

Erin Shulman
2012 Hayley Abbott
2013 Ashton Aubuchon
2014 Kindra Lierz
Natasha Minor
2016 Natasha Minor
2017 Esmie Gonzales
2018 Esmie Gonzales

Second-Team All-OVC Selections

2000 Stephanie Bleau
Jenny Hamilton
2001 Nicole Thiele
2002 Marla Gianino
Erin Slattery
2003 Heather Reding
2004 Megan Hejlek
Heather Reding
2006 Casey Kraft
Lindsay Pickering
Margie Schaeffler
Jessi Wuellner
2007 Vanessa Hart
Ashley Runion
2008 Kristi Frick
2009 Ashley Runion
2011 Vanessa Hart
2012 Ali Bauer
2013 Natasha Minor
2014 Breana Beine
Christina Rohde
2015 Angie Mann
Lauren Kaempfe
2016 Esmie Gonzales

Third-Team All-OVC Selections

2002 Laura Hauskins
Erika Todd
Amanda Wrzos
2003 Ashley DeRoy
Jessi Wuellner

Honorable Mention All-OVC Selections

1999 Jen Unrein
2000 Jen Cross
2001 Erika Todd

OVC All-Newcomer Team Selections

2005 Casey Kraft
Lindsay Pickering
2006 Courtney Alexander
2007 Vanessa Hart
Ashley Runion
2008 Mabel Velarde
2009 Hayley Abbott
Bobbi Jo Schlick
2010 Ashton Aubuchon

Lauren Bozesky
2011 Jessie Crabtree
Erin Shulman
2012 Renee Kertz
Paige Luehmann
2013 Breana Beine
Natasha Minor
Christina Rohde
2014 Kindra Lierz
Valeria Jaramillo
2015 Angie Mann
Lauren Kaempfe
2016 Esmie Gonzales
2017 Lexi Grote
2018 Bailey Redden
Morgan McCourt

OVC All-Tournament Team

1999 Beth Guccione
Nicole Thiele
2001 Katie Huelsing
Diana Poovey
Julie Wunderlich
2002 Jenny Hamilton
Megan Hejlek
Erin Slattery
2003 Laura Hauskins
Marla Gianino
2005 Erin Hartmann
Megan Hejlek
2006 Casey Kraft (MVP)
Lindsay Pickering
Margie Schaeffler
Jessi Wuellner
2007 Vanessa Hart
Alaina Lacopo
Lindsay Pickering
Ashley Runion (MVP)
2010 Nikki Edwards
Ashley Runion
2011 Hayley Abbott
Shona Goodwin
2012 Torey Byrd
Amy Harrington
2014 Kasey Crowden
Paige Luehmann
2015 Jennifer Antonacci
Kaitlin Kuznacik
Kindra Lierz

ALL-TIME RESULTS

All-Time Results

1999

4-8-1 Overall, 1-3-1 OVC (t-3rd)

H: 2-1 A: 1-7-1 N: 1-0

Head Coach: Heather Nelson

Aug. 27	Drury	A	L	2-3 ^{OT}
Aug. 29	Missouri State	A	L	1-5
Sept. 6	Illinois State	A	L	0-4
Sept. 19	Western Illinois	A	L	1-2 ^{2OT}
Sept. 24	Tennessee Tech*	A	L	0-2
Sept. 26	Middle Tennessee*	A	T	1-1 ^{2OT}
Oct. 3	Morehead State*	H	W	2-1
Oct. 10	Tennessee Tech*	H	L	0-1
Oct. 19	UT Martin	H	W	3-1
Oct. 23	Ark.-Little Rock	A	W	1-0 ^{2OT}
Oct. 31	Eastern Illinois*	A	L	0-4
Nov. 5	Morehead State#	N	W	2-0
Nov. 6	Eastern Illinois#	A	L	1-2 ^{OT}

- OVC Tournament (Charleston, Ill.)
Leading Scorer: Nichole Thiele

2000

10-6-1 Overall, 2-3-0 OVC (3rd)

H: 4-3-1 A: 4-2 N: 2-1

Head Coach: Heather Nelson

Aug. 25	Northern Iowa	H	T	1-1 ^{2OT}
Sept. 1	Western Illinois	N	W	4-1
Sept. 3	Youngstown State	N	W	9-0
Sept. 8	Drury	H	L	1-2
Sept. 11	Arkansas State	A	W	5-0
Sept. 17	Western Illinois	H	W	3-2 ^{OT}
Sept. 22	Missouri State	H	L	0-3
Sept. 29	Tennessee Tech*	A	L	0-2
Oct. 3	Murray State*	A	L	0-2
Oct. 6	Morehead State*	A	W	2-0
Oct. 8	Georgetown College	A	W	4-0
Oct. 13	Eastern Illinois*	H	L	1-3
Oct. 15	Central Arkansas	A	W	5-0
Oct. 17	UT Martin*	H	W	2-0
Oct. 21	Middle Tennessee	H	W	2-0
Oct. 23	Lipscomb	H	W	4-0
Oct. 27	Morehead State#	N	L	1-2

- OVC Tournament (Charleston, Ill.)
Leading Scorer: Erika Todd

2001

16-2-0 Overall, 5-0-0 OVC (1st)

H: 10-1 A: 5-1 N: 1-0

Head Coach: Heather Nelson

Aug. 31	Belmont	H	W	3-0
Sept. 2	Jacksonville State	H	W	4-0
Sept. 7	Ark.-Little Rock	H	W	3-0
Sept. 9	Central Arkansas	H	W	4-0
Sept. 20	Arkansas State	H	W	1-0
Sept. 23	Creighton	H	W	1-0
Sept. 28	Tulsa	A	W	3-2
Sept. 30	Oral Roberts	A	W	3-2
Oct. 5	Eastern Illinois*	A	W	1-0
Oct. 7	Western Illinois	A	L	1-2
Oct. 13	Tennessee Tech*	H	W	2-0
Oct. 19	Morehead State*	H	W	7-0
Oct. 21	at Lipscomb	A	W	5-0
Oct. 24	at UT Martin*	A	W	2-0
Oct. 25	Creighton (St. Louis)	N	W	2-1 ^{OT}
Nov. 4	Murray State*	H	W	4-0
Nov. 9	Murray State#	H	W	2-0
Nov. 11	Eastern Illinois#	H	L	0-1

- OVC Tournament (Cape Girardeau, Mo.)
Leading Scorer: Marla Gianino

2003

10-5-5 Overall, 4-3-1 OVC (5th)

H: 5-2-2 A: 5-3-3 N: 0-0-0

Head Coach: Heather Nelson

Aug. 29	Ohio	H	W	2-1
Aug. 31	Oakland	H	T	0-0 ^{2OT}
Sept. 5	Auburn	A	L	0-2
Sept. 9	Memphis	A	T	1-1
Sept. 12	IUPUI	H	W	4-1
Sept. 14	Missouri State	H	W	2-1 ^{OT}
Sept. 18	Evansville	A	W	1-0
Sept. 21	Indiana State	A	T	0-0 ^{2OT}
Sept. 23	Austin Peay*	H	W	5-0
Sept. 28	Ole Miss	A	L	0-5
Oct. 3	Louisville	A	W	3-1
Oct. 5	Morehead State*	A	W	1-0
Oct. 10	Samford*	H	L	0-1
Oct. 12	Jacksonville State*	H	T	0-0 ^{2OT}
Oct. 17	UT Martin*	A	W	2-1
Oct. 19	Murray State*	A	L	0-1 ^{OT}
Oct. 24	Eastern Illinois*	H	L	0-3
Oct. 31	Tennessee Tech*	H	W	2-1
Nov. 4	UT Martin#	A	W	2-0
Nov. 7	Samford#	A	T	0-0 ^{2OT}

- OVC Tournament (Birmingham, Ala.)
Leading Scorers: Beard, Poovey, Slattery

2002

14-4-2 Overall, 6-0-0 OVC (1st)

H: 8-2-1 A: 6-2-1 N: 0-0

Head Coach: Heather Nelson

Aug. 30	Indiana State	H	W	2-0
Sept. 1	Belmont	H	W	8-0
Sept. 6	Arkansas	A	L	1-2
Sept. 8	Missouri State	A	W	3-0
Sept. 13	Arkansas State	A	W	2-0
Sept. 15	Indiana	H	L	0-2
Sept. 19	Kentucky	A	W	2-1
Sept. 22	Oral Roberts	H	W	3-0
Sept. 27	Drake	A	T	0-0 ^{2OT}
Sept. 29	Creighton	A	L	1-2
Oct. 3	Eastern Illinois*	H	W	1-0
Oct. 7	Memphis	H	L	1-2
Oct. 11	Tennessee Tech*	A	W	2-1
Oct. 12	Lipscomb	H	W	3-0
Oct. 18	Morehead State*	A	W	3-1
Oct. 25	Austin Peay*	H	W	2-0
Oct. 27	UT Martin*	H	W	3-0
Oct. 30	Murray State*	A	W	2-1 ^{OT}
Nov. 8	Tennessee Tech#	H	W	2-1
Nov. 10	Eastern Illinois#	H	T	2-2 ^{2OT}

- OVC Tournament (Cape Girardeau, Mo.)
Leading Scorer: Erika Todd

2004

11-6-2 Overall, 3-3-2 OVC (t-5th)

H: 10-3-0 A: 1-3-2 N: 0-0-0

Head Coach: Heather Nelson

Aug. 27	Arkansas	H	W	3-2
Aug. 29	Evansville	H	W	1-0
Sept. 3	No. 14 Illinois	H	L	0-2
Sept. 5	Xavier	H	W	3-2
Sept. 12	Northwestern	A	L	0-1 ^{2OT}
Sept. 17	Air Force	H	W	2-1
Sept. 19	Arkansas State	H	W	4-0
Sept. 24	Tennessee Tech*	A	T	2-2 ^{2OT}
Sept. 26	Austin Peay*	A	W	1-0
Oct. 3	Morehead State*	H	W	2-1
Oct. 8	Samford*	H	L	0-1
Oct. 10	Jacksonville State*	A	T	0-0 ^{2OT}
Oct. 15	UT Martin*	H	W	1-0
Oct. 17	Murray State*	H	L	0-1 ^{2OT}
Oct. 22	Eastern Illinois*	A	L	1-2 ^{2OT}
Oct. 24	Texas Tech	H	W	2-1
Oct. 28	SIU Edwardsville	H	W	1-0
Oct. 31	Alabama A&M	H	W	1-0
Nov. 2	at Murray State#	A	L	0-1

- OVC Tournament (Murray, Ky.)
Leading Scorer: Molli Beard

#LETSOAR



ALL-TIME

2005

13-6-1 Overall, 5-3-1 OVC (t-3rd)

H: 10-2-1 A: 3-4-0 N: 0-0-0

Head Coach: Heather Nelson

Aug. 28	vs. IUPUI	H	W	2-0
Sept. 2	Saint Louis	H	L	0-1
Sept. 5	SIU Edwardsville	H	W	3-0
Sept. 10	Ark.-Pine Bluff	A	W	11-0
Sept. 16	Evansville	A	L	0-1
Sept. 18	Iowa	H	W	2-1
Sept. 23	Eastern Illinois*	H	T	0-0 ^{20T}
Sept. 25	Memphis	H	W	1-0 ^{20T}
Sept. 30	Austin Peay*	H	W	4-0
Oct. 2	Tennessee Tech*	H	W	1-0 ^{20T}
Oct. 7	Morehead State*	A	L	0-2
Oct. 9	Eastern Kentucky*	A	W	1-0
Oct. 14	Jacksonville State*	H	W	2-1
Oct. 16	Samford*	H	L	1-3
Oct. 21	Murray State*	A	W	2-1 ^{OT}
Oct. 23	UT Martin*	A	L	0-1
Oct. 26	Ark.-Little Rock	H	W	3-0
Oct. 28	South Dakota State	H	W	2-0
Nov. 1	Jacksonville State#	H	W	1-0
	(Cape Girardeau)			
Nov. 4	at Eastern Illinois#	A	L	0-1

- OVC Tournament (Charleston, Ill.)

Leading Scorer: Lisa Schweppe

2006

10-8-2 Overall, 4-3-2 OVC (4th)

H: 7-1-1 A: 2-6-1 N: 1-1-0

Head Coach: Heather Nelson

Aug. 25	Ark.-Little Rock	H	W	1-0
Sept. 3	Missouri State	H	L	0-1
Sept. 8	DePaul	A	L	2-3
Sept. 10	Troy	H	W	3-0
Sept. 14	Memphis	A	L	0-2
Sept. 16	Ark.-Pine Bluff	H	W	12-0
Sept. 18	Saint Louis	A	L	1-2
Sept. 24	UT Martin*	H	W	1-0
Sept. 26	Murray State*	H	W	2-0
Sept. 29	Eastern Illinois*	A	L	1-2
Oct. 6	Austin Peay*	A	L	1-12 ^{OT}
Oct. 8	Tennessee Tech*	A	W	5-1
Oct. 13	Morehead State*	H	T	0-0 ^{20T}
Oct. 15	Eastern Kentucky*	H	W	2-0
Oct. 21	Jacksonville State*	A	L	0-2
Oct. 22	Samford*	A	T	0-0 ^{20T}
Oct. 31	Austin Peay#	H	W	3-0
	(Cape Girardeau)			
Nov. 3	at Samford#	A	W	3-2 ^{20T}
Nov. 5	Morehead State#	N	W	2-0
Nov. 10	No. 17 Illinois\$	N	L	0-2

\$ - NCAA Tournament (St. Louis, Mo.)

- OVC Tournament (Birmingham, Ala.)

Leading Scorer: Courtney Alexander

2007

12-2-4 Overall, 8-0-1 OVC (1st)

H: 9-0-1 A: 2-2-3 N: 1-0-0

Head Coach: Heather Nelson

Aug. 31	Northwestern State	H	W	1-0
Sept. 2	Missouri State	A	L	0-1
Sept. 9	DePaul	H	W	4-1
Sept. 11	Evansville	A	T	1-1 ^{20T}
Sept. 14	Saint Louis	A	L	1-3
Sept. 16	vs. Air Force	N	W	2-0
Sept. 28	Morehead State*	A	W	3-2
Sept. 30	Eastern Kentucky*	A	W	9-0
Oct. 5	Austin Peay*	H	W	2-0
Oct. 7	Tennessee Tech*	H	W	3-0
Oct. 12	Eastern Illinois*	H	W	4-2
Oct. 29	Murray State*	H	W	3-2
Oct. 21	UT Martin*	A	T	0-0 ^{20T}
Oct. 26	Jacksonville State*	H	W	1-0
Oct. 28	Samford*	H	W	1-0 ^{20T}
Nov. 9	UT Martin#	H	W	1-0
Nov. 11	Samford#	H	T	1-1 ^{20T}
Nov. 16	No. 23 Missouri\$	A	T	1-1 ^{20T}

\$ - NCAA Tournament (Columbia, Mo.)

- OVC Tournament (Cape Girardeau, Mo.)

Leading Scorer: Ashley Runion

2008

2-9-3 Overall, 1-5-2 OVC (9th)

H: 0-4-3 A: 2-4-0 N: 0-1-0

Head Coach: Heather Nelson

Aug. 29	Missouri State	H	L	0-1
Sept. 7	Army (St. Louis, Mo.)	N	L	0-2
Sept. 13	SIU Edwardsville	H	L	0-1
Sept. 19	Northern Illinois	A	L	0-1
Sept. 22	Evansville	H	T	1-1 ^{20T}
Sept. 26	Murray State*	H	L	0-1
Sept. 28	UT Martin*	H	T	1-1 ^{20T}
Oct. 3	Jacksonville State*	A	L	1-2
Oct. 5	Alabama A&M	A	W	2-1
Oct. 10	Morehead State*	H	T	0-0 ^{20T}
Oct. 12	Eastern Kentucky*	H	L	0-1
Oct. 17	Austin Peay*	A	W	2-0
Oct. 19	Tennessee Tech*	A	L	1-2
Oct. 26	Eastern Illinois*	A	L	1-2

Leading Scorer: Casey Kraft

2009

8-7-3 Overall, 2-3-3 OVC (t-6th)

H: 6-1-2 A: 1-5-1 N: 1-1-0

Head Coach: Heather Nelson

Aug. 21	Indiana State	H	W	1-0
Aug. 23	Evansville	H	L	0-1
Aug. 28	Alabama A&M	H	W	10-0
Aug. 30	Northern Illinois	H	W	1-0
Sept. 4	Western Michigan	N	L	1-2
Sept. 6	Kansas City	N	W	3-1
Sept. 11	Northwestern State	A	L	0-2
Sept. 13	Western Kentucky	H	W	2-0
Sept. 25	Washington (Mo.)	A	L	1-4
Sept. 27	Eastern Illinois*	H	T	1-1 ^{20T}
Oct. 2	Austin Peay*	H	T	0-0 ^{20T}
Oct. 11	UT Martin*	A	L	1-2
Oct. 16	Jacksonville State*	H	W	1-0
Oct. 18	Tennessee Tech*	H	W	1-0
Oct. 23	Morehead State*	A	T	1-1 ^{20T}
Oct. 25	Eastern Kentucky*	A	L	0-1
Oct. 29	Murray State*	A	L	0-1
Oct. 30	SIUE	A	W	1-0

Leading Scorer: Bobbi Jo Schlick

2010

8-9-1 Overall, 4-3-1 OVC (t-2nd)

H: 4-4-1 A: 3-3-0 N: 1-2-0

Head Coach: Heather Nelson

Aug. 22	Belmont	H	W	2-1 ^{20T}
Aug. 27	Alabama A&M	N	W	9-1
Aug. 29	South Florida	N	L	0-4
Sept. 1	Washington (Mo.)	H	W	1-0
Sept. 5	Ball State	H	L	2-3 ^{20T}
Sept. 10	Stetson	H	L	2-3
Sept. 17	Western Kentucky	A	L	0-1
Sept. 19	Arkansas State	A	W	1-0
Sept. 24	Jacksonville State*	A	L	1-2
Sept. 26	Austin Peay*	A	W	1-0
Oct. 3	Eastern Illinois*	H	W	1-0
Oct. 8	Eastern Kentucky*	H	W	1-0
Oct. 10	Morehead State*	H	L	0-3
Oct. 15	Tennessee Tech*	A	L	0-1
Oct. 22	Murray State*	A	W	2-1
Oct. 24	UT Martin*	H	T	0-0 ^{20T}
Oct. 27	Quincy	H	L	0-2
Nov. 5	Austin Peay#	N	L	1-3

- OVC Tournament (Morehead, Ky.)

Leading Scorer: Ashley Runion



RESULTS

2011

12-6-1 Overall, 8-1-0 OVC (1st)

H: 5-3-0 A: 6-3-1 N: 1-0-0

Head Coach: Heather Nelson

Aug. 19	Illinois State	A	W	3-2
Aug. 21	Iowa	A	L	1-2
Aug. 28	Arkansas State	H	W	4-0
Sept. 2	Evansville	A	W	3-0
Sept. 9	Butler	N	W	1-0
Sept. 11	Kentucky	A	L	0-2
Sept. 16	Saint Louis	A	T	0-0 ^{20T}
Sept. 23	Austin Peay*	A	W	3-1
Sept. 26	Murray State*	A	W	3-0
Sept. 30	Eastern Illinois*	H	W	1-0
Oct. 2	SIU Edwardsville*	H	W	4-0
Oct. 7	Morehead State*	A	L	1-2
Oct. 9	Eastern Kentucky*	A	W	1-0
Oct. 14	UT Martin*	A	W	2-1
Oct. 16	Iowa State	H	L	0-2
Oct. 21	UT Martin	H	L	1-2 ^{20T}
Oct. 28	Jacksonville State*	H	W	3-0
Oct. 30	Tennessee Tech*	H	W	3-0
Nov. 4	Morehead State#	H	L	1-2

- OVC Tournament (Cape Girardeau, Mo.)
Leading Scorer: Jessie Crabtree

2013

8-7-3 Overall, 6-2-2 OVC (3rd)

H: 6-0-1 A: 2-6-2 N: 0-1-0

Head Coach: Heather Nelson

Aug. 23	Nebraska	A	L	0-4
Aug. 25	Kansas City	A	L	1-2
Aug. 30	Missouri	A	L	0-4
Sept. 6	Arkansas State	H	T	0-0 ^{20T}
Sept. 13	Illinois State	A	L	0-4
Sept. 15	Drake	A	W	2-1 ^{OT}
Sept. 27	Murray State*	A	W	1-0
Sept. 29	Austin Peay*	A	T	1-1 ^{20T}
Oct. 4	Lindenwood	H	W	2-0
Oct. 6	Jacksonville State*	H	W	2-0
Oct. 11	Eastern Kentucky*	A	T	0-0 ^{20T}
Oct. 13	Morehead State*	A	L	2-5
Oct. 18	Belmont*	H	W	2-1 ^{OT}
Oct. 20	Tennessee Tech*	H	W	1-0
Oct. 25	SIU Edwardsville*	H	W	1-0
Oct. 27	Eastern Illinois*	H	W	4-0
Nov. 1	UT Martin*	A	L	0-1 ^{20T}
Nov. 7	Austin Peay#	N	L	0-1

- OVC Tournament (Martin, Tenn.)
Leading Scorers: Natasha Minor, Erin Shulman

2015

9-6-7 Overall, 3-2-5 OVC (5th)

H: 4-1-4 A: 3-5-3 N: 2-0-0

Head Coach: Heather Nelson

Aug. 21	at Missouri S&T	A	W	2-0
Aug. 23	Notre Dame	H	T	3-3 ^{20T}
Aug. 28	Evansville	H	W	1-0
Aug. 30	Northern Colorado	H	L	0-1
Sept. 7	at Louisville	A	L	0-2
Sept. 11	at Florida Atlantic	A	L	0-2
Sept. 13	at Lynn	A	W	5-3
Sept. 18	Arkansas State	H	W	1-0
Sept. 20	at Union	A	W	2-0
Sept. 25	SIUE*	H	T	0-0 ^{20T}
Sept. 27	Eastern Illinois*	H	W	5-0
Oct. 2	at Austin Peay*	A	L	0-2
Oct. 4	at Murray State*	A	L	1-4
Oct. 8	Eastern Kentucky*	N	W	1-0 ^{OT}
Oct. 16	Belmont*	H	T	1-1 ^{20T}
Oct. 18	Jacksonville State*	H	W	1-0
Oct. 22	at Morehead State*	A	T	2-2 ^{20T}
Oct. 25	Tennessee Tech*	H	T	0-0 ^{20T}
Oct. 29	UT Martin*	A	T	0-0 ^{20T}
Nov. 1	Jacksonville State#	A	T	1-1 ^{20T}
Nov. 6	Tennessee Tech#	N	W	2-0
Nov. 8	Murray State #	A	L	0-1 ^{OT}

- OVC Tournament (Murray, Ky.)
Leading Score: Angie Mann

2012

7-10-4 Overall, 5-3-2 OVC (4th)

H: 4-3-3 A: 2-7-1 N: 1-0-0

Head Coach: Heather Nelson

Aug. 17	Illinois State	H	L	1-2
Aug. 19	Saint Louis	H	T	0-0 ^{20T}
Aug. 24	Kansas City	H	L	0-1
Aug. 26	Drake	H	W	2-1
Aug. 31	Louisville	A	L	0-4
Sept. 2	Kentucky	A	L	0-1
Sept. 8	Nebraska	A	L	0-4
Sept. 11	Evansville	H	T	0-0 ^{20T}
Sept. 14	Memphis	A	L	0-5
Sept. 25	UT Martin*	H	T	1-1 ^{20T}
Sept. 28	Murray State*	H	W	6-0
Sept. 30	Austin Peay*	H	L	0-1
Oct. 5	SIU Edwardsville*	A	L	0-1
Oct. 7	Eastern Illinois*	A	L	2-3 ^{20T}
Oct. 12	Eastern Kentucky*	H	W	1-0 ^{OT}
Oct. 14	Morehead State*	H	W	2-1
Oct. 19	Belmont*	A	T	0-0 ^{20T}
Oct. 26	Tennessee Tech*	A	W	5-1
Oct. 28	Jacksonville State*	A	W	1-0
Nov. 1	Belmont#	N	W	1-0
Nov. 2	UT Martin#	A	L	0-1

- OVC Tournament (Martin, Tenn.)
Leading Scorer: Torey Byrd

2014

11-6-0 Overall, 8-2-0 OVC (T-1st)

H: 4-4-0 A: 6-2-0 N: 1-0-0

Head Coach: Heather Nelson

Aug. 29	Missouri-St. Louis	H	W	2-0
Sept. 5	vs. UC Davis	N	W	2-0
Sept. 7	Northern Colorado	A	L	0-1
Sept. 12	Illinois State	H	L	0-3
Sept. 17	Evansville	A	L	0-1
Sept. 19	Arkansas State	A	W	3-0
Sept. 26	Eastern Illinois*	A	W	4-0
Oct. 3	UT Martin*	H	L	1-2
Oct. 5	Murray State	H	W	2-1
Oct. 10	Austin Peay*	H	L	0-1 ^{OT}
Oct. 12	Belmont*	A	W	1-0
Oct. 17	Eastern Kentucky*	H	W	1-0
Oct. 19	Morehead State*	H	W	2-1
Oct. 24	Tennessee Tech*	A	W	2-0
Oct. 26	Jacksonville State*	A	W	3-0
Oct. 31	SIUE*	A	W	2-1
Nov. 7	Jacksonville State#	H	L	0-1

- OVC Tournament (Cape Girardeau, Mo.)
Leading Scorer: Natasha Minor

2016

9-6-4 Overall, 3-4-3 OVC (7th)

H: 5-1-2 A: 4-5-2 N: 0-0-0

Head Coach: Heather Nelson

Aug. 19	Tennessee	A	W	1-0
Aug. 21	Illinois Springfield	H	W	3-1
Aug. 25	Green Bay	A	W	1-0 ^{OT}
Aug. 28	Milwaukee	A	W	1-0
Sept. 4	Evansville	A	T	0-0 ^{20T}
Sept. 7	Union University	H	W	4-1
Sept. 11	Florida Atlantic	H	W	1-0
Sept. 14	Kentucky	A	L	2-3
Sept. 18	Missouri State	A	L	0-1
Sept. 23	Eastern Illinois*	A	W	1-0
Sept. 25	SIUE*	A	L	0-2
Sept. 30	Murray State*	H	T	2-2 ^{20T}
Oct. 2	Austin Peay*	H	T	1-1 ^{20T}
Oct. 7	Jacksonville State*	A	L	1-2 ^{20T}
Oct. 9	Belmont*	A	T	0-0 ^{20T}
Oct. 14	Tennessee Tech*	A	L	0-1
Oct. 16	Eastern Kentucky	H	L	1-2 ^{OT}
Oct. 23	Morehead State	H	W	3-1
Oct. 27	UT Martin	H	W	4-1

Leading Scorer: Natasha Minor



SERIES HISTORY

2017

8-8-4 Overall, 4-3-3 OVC (5th)

H: 5-3-0 A: 2-5-4 N: 1-0-0

Head Coach: Heather Nelson

Aug. 18	Evansville	A	W	2-0
Aug. 20	Illinois-Springfield	H	W	3-0
Aug. 25	Milwaukee	H	L	0-1
Aug. 27	Green Bay	H	W	2-0
Sept. 1	at Missouri St.	A	L	0-2
Sept. 4	Louisville	H	L	0-1
Sept. 8	at Mississippi St.	A	L	1-3
Sept. 15	Tennessee Tech*	H	W	1-0 ^{OT}
Sept. 17	at UT Martin*	A	L	0-1
Sept. 22	at Morehead St.*	A	T	1-1 ^{2OT}
Sept. 24	at Eastern Ky.*	A	T	1-1 ^{2OT}
Sept. 28	at Murray State	A	L	0-1
Oct. 6	at Austin Peay*	A	T	1-1 ^{2OT}
Oct. 8	Belmont*	H	L	2-4
Oct. 13	Eastern Illinois*	A	W	3-0
Oct. 15	SIUE*	H	W	4-1
Oct. 22	Jacksonville State*	H	W	1-0
Oct. 27	Austin Peay#	N	W	2-1
Oct. 29	Belmont#(PKs)	A	T	0-0
Nov. 3	Murray State#	A	L	0-1

- OVC Tournament (Murray, Ky.)

Leading Scorer: Esmie Gonzales

2018

5-8-5 Overall, 3-4-3 OVC (7th)

H: 4-4-1 A: 1-3-3 N: 0-1-1

Head Coach: Heather Nelson

Aug. 16	Evansville	H	L	1-2
Aug. 21	Missouri State	H	L	0-1
Aug. 24	Illinois-Springfield	H	W	3-0
Aug. 31	Arizona	N	L	0-5
Sept. 2	Arizona State	A	L	0-4
Sept. 9	Oral Roberts	H	W	1-0
Sept. 13	Murray State	H	L	1-4
Sept. 16	UT Martin	H	L	0-1
Sept. 23	Jacksonville State	A	L	0-1
Sept. 27	Eastern Kentucky	H	T	1-1
Sept. 30	Morehead State	H	W	2-0
Oct. 5	Tennessee Tech	A	T	0-0
Oct. 11	Eastern Illinois	A	W	1-0
Oct. 14	SIUE	A	T	1-1
Oct. 18	Belmont	A	L	1-2
Oct. 21	Austin Peay	H	W	2-1
Oct. 26	Belmont#(PKs)	N	T	0-0
Oct. 28	Eastern Illinois# (PKs)	A	T	1-1

- OVC Tournament (Charleston, Ill.)

Leading Scorer: Esmie Gonzales

Series Records vs. All Opponents (2019 Opponents in Bold)

Air Force	2-0	Mississippi State	0-1
Alabama A&M	4-0	Missouri	0-1-1
Arizona	0-1	Missouri S&T	1-0
Arizona State	0-1	Missouri State	2-8
Arkansas	1-1	Missouri-St. Louis	1-0
Arkansas-Little Rock	4-0	Morehead State	12-6-5
Arkansas-Pine Bluff	2-0	Murray State	12-10-1
Arkansas State	8-0-1	Nebraska	0-2
Army	0-1	Northern Colorado	0-2
Auburn	0-1	Northern Illinois	1-1
Austin Peay	11-6-4	Northern Iowa	0-0-2
Ball State	0-1	Northwestern	0-1
Belmont	6-2-5	Northwestern State	1-1
Butler	1-0	Oakland	0-0-1
Central Arkansas	2-0	Ohio	1-0
Creighton	2-1	Oral Roberts	3-0
DePaul	1-1	Quincy	0-1
Drake	2-0-1	Saint Louis	0-3-2
Drury	0-2	Samford	2-3-3
Eastern Illinois	11-10-4	South Dakota State	1-0
Eastern Kentucky	8-3-3	South Florida	0-1
Evansville	5-4-4	Southern Illinois	0-0
Florida Atlantic	1-1	Southern Mississippi	0-0
Georgetown College	1-0	SIUE	7-3-2
Illinois	0-2	Stetson	0-1
Illinois-Springfield	3-0	Tennessee	1-0
Illinois State	1-4	Tennessee Tech	14-6-3
Indiana	0-1	Texas Tech	1-0
Indiana State	2-0-1	Troy	1-0
Iowa	1-1	Tulsa	1-0
Iowa State	0-1	UC Davis	1-0
IUPUI	2-0	Union	2-0
Jacksonville State	11-6-3	UT Martin	11-8-5
Kansas City	1-2	Washington (Mo.)	1-1
Kentucky	1-3	Western Illinois	2-2
Lindenwood	1-0	Western Kentucky	1-1
Lipscomb	3-0	Western Michigan	0-1
Louisville	1-3	Wisconsin - Green Bay	2-0
Lynn University	1-0	Wisconsin - Milwaukee	1-1
Memphis	1-3-1	Xavier	1-0
Middle Tennessee State	1-0-1	Youngstown State	1-0
Mississippi	0-1		

#LETSSOAR

VS ALL OPPONENTS

Series History vs. All Opponents

Air Force

2-0 (H: 1-0, A: N/A, N: 1-0)

Sept. 17, 2004	Cape Girardeau, Mo.	W, 2-1
Sept. 16, 2007	St. Louis, Mo.	W, 2-0

Alabama A&M

4-0 (H: 2-0, A: 1-0, N: 1-0)

Oct. 31, 2004	Cape Girardeau, Mo.	W, 1-0
Oct. 5, 2008	Normal, Ala.	W, 2-1
Aug. 28, 2009	Cape Girardeau, Mo.	W, 10-0
Aug. 27, 2010	Murray, Ky.	W, 9-1

Arkansas

1-1 (H: 1-0, A: 0-1)

Sept. 6, 2002	Fayetteville, Ark.	L, 1-2
Aug. 27, 2004	Cape Girardeau, Mo.	W, 3-2

Arkansas-Little Rock

4-0 (H: 3-0, A: 1-0)

Oct. 23, 1999	Little Rock, Ark.	W, 1-0 ^{OT}
Sept. 8, 2001	Cape Girardeau, Mo.	W, 3-0
Oct. 26, 2005	Cape Girardeau, Mo.	W, 3-0
Aug. 25, 2006	Cape Girardeau, Mo.	W, 1-0

Arkansas-Pine Bluff

2-0-0 (H: 1-0, A: 1-0)

Sept. 10, 2005	Pine Bluff, Ark.	W, 11-0
Sept. 16, 2006	Cape Girardeau, Mo.	W, 12-0

Arkansas State

8-0-1 (H: 4-0-1, A: 4-0)

Sept. 11, 2000	Jonesboro, Ark.	W, 5-0
Sept. 20, 2001	Cape Girardeau, Mo.	W, 1-0
Sept. 13, 2002	Jonesboro, Ark.	W, 2-0
Sept. 19, 2004	Cape Girardeau, Mo.	W, 4-0
Sept. 19, 2010	Jonesboro, Ark.	W, 1-0
Aug. 28, 2011	Cape Girardeau, Mo.	W, 4-0
Sept. 6, 2013	Cape Girardeau, Mo.	T, 0-0 ^{2OT}
Sept. 19, 2014	Jonesboro, Ark.	W, 3-0
Sept. 18, 2015	Cape Girardeau, Mo.	W, 1-0

Army

0-1 (H: N/A, A: N/A, N: 0-1)

Sept. 7, 2008	St. Louis, Mo.	L, 0-2
---------------	----------------	--------

Auburn

0-1 (H: N/A, A: 0-1)

Sept. 5, 2003	Auburn, Ala.	L, 0-2
---------------	--------------	--------

Austin Peay

10-6-4 (H: 5-2-2, A: 4-2-2, N: 1-2)

Oct. 25, 2002	Cape Girardeau, Mo.	W, 2-0
Sept. 23, 2003	Cape Girardeau, Mo.	W, 5-0
Sept. 26, 2004	Clarksville, Tenn.	W, 1-0
Sept. 30, 2005	Cape Girardeau, Mo.	W, 4-0
Oct. 6, 2006	Clarksville, Tenn.	L, 2-1 ^{OT}
Oct. 31, 2006	Cape Girardeau, Mo.#	W, 3-0

Oct. 5, 2007	Cape Girardeau, Mo.	W, 2-0
Oct. 17, 2008	Clarksville, Tenn.	W, 2-0
Oct. 2, 2009	Cape Girardeau, Mo.	T, 0-0 ^{2OT}
Sept. 26, 2010	Clarksville, Tenn.	W, 1-0
Nov. 5, 2010	Murray, Ky.#	L, 1-3
Sept. 23, 2011	Clarksville, Tenn.	W, 3-1
Sept. 30, 2012	Cape Girardeau, Mo.	L, 0-1
Sept. 29, 2013	Clarksville, Tenn.	T, 1-1 ^{2OT}
Nov. 7, 2013	Martin, Tenn.#	L, 0-1
Oct. 10, 2014	Cape Girardeau, Mo.	L, 0-1 ^{OT}
Oct. 2, 2015	Clarksville, Tenn.	L, 0-2
Oct. 2, 2016	Cape Girardeau, Mo.	T, 1-1 ^{2OT}
Oct. 6, 2017	Clarksville, Tenn.	T, 1-1 ^{2OT}
Oct. 27, 2017	Nashville, Tenn.	W, 2-1

Ball State

0-1 (H: 0-1, A: N/A)

Sept. 5, 2010	Cape Girardeau, Mo.	L, 2-3 ^{2OT}
---------------	---------------------	-----------------------

Belmont

6-1-4 (H: 4-1-1, A: 1-0-2, N: 1-0-1)

Aug. 31, 2001	Cape Girardeau, Mo.	W, 3-0
Sept. 1, 2002	Cape Girardeau, Mo.	W, 8-0
Aug. 22, 2010	Cape Girardeau, Mo.	W, 2-1 ^{2OT}
Oct. 19, 2012	Nashville, Tenn.	T, 0-0 ^{2OT}
Nov. 1, 2012	Martin, Tenn.#	W, 1-0
Oct. 18, 2013	Cape Girardeau, Mo.	W, 2-1 ^{OT}
Oct. 12, 2014	Nashville, Tenn.	W, 1-0
Oct. 16, 2015	Cape Girardeau, Mo.	T, 1-1 ^{2OT}
Oct. 9, 2016	Nashville, Tenn.	T, 0-0 ^{2OT}
Oct. 8, 2017	Cape Girardeau, Mo.	L, 2-4
Oct. 29, 2017	Nashville, Tenn. (Penalty Kicks)	T 0-0 ^{2OT}

Butler

1-0 (H: N/A, A: N/A, N: 1-0)

Sept. 9, 2011	Lexington, Ky.	W, 1-0
---------------	----------------	--------

Central Arkansas

2-0 (H: 1-0, A: 1-0)

Oct. 15, 2000	Conway, Ark.	W, 5-0
Sept. 9, 2001	Cape Girardeau, Mo.	W, 4-0

Creighton

2-1 (H: 1-0, A: 0-1, N: 1-0)

Sept. 23, 2001	Cape Girardeau, Mo.	W, 1-0
Oct. 26, 2001	St. Louis, Mo.	W, 2-1 ^{OT}
Sept. 29, 2002	Omaha, Neb.	L, 1-2

DePaul

1-1 (H: 1-0, A: 0-1)

Sept. 8, 2006	Chicago, Ill.	L, 2-3
Sept. 9, 2007	Cape Girardeau, Mo.	W, 4-1

Drake

2-0-1 (H: 1-0, A: 1-0-1)

Sept. 27, 2002	Des Moines, Iowa	T, 0-0 ^{2OT}
Aug. 26, 2012	Cape Girardeau, Mo.	W, 2-1
Sept. 15, 2013	Des Moines, Iowa	W, 2-1 ^{OT}

Drury

0-2 (H: 0-1, A: 0-1)

Aug. 27, 1999	Springfield, Mo.	L, 2-3 ^{OT}
Sept. 8, 2000	Cape Girardeau, Mo.	L, 1-2

Eastern Illinois

10-10-3 (H: 6-3-3, A: 4-7)

Oct. 31, 1999	Charleston, Ill.	L, 0-4
Nov. 6, 1999	Charleston, Ill.#	L, 1-2
Oct. 13, 2000	Cape Girardeau, Mo.	L, 1-3
Oct. 5, 2001	Charleston, Ill.	W, 1-0
Nov. 11, 2001	Cape Girardeau, Mo.#	L, 0-1
Oct. 4, 2002	Cape Girardeau, Mo.	W, 1-0
Nov. 10, 2002	Cape Girardeau, Mo.#	T, 2-2 ^{2OT}
Oct. 24, 2003	Cape Girardeau, Mo.	L, 0-3
Oct. 22, 2004	Charleston, Ill.	L, 1-2 ^{2OT}
Sept. 23, 2005	Cape Girardeau, Mo.	T, 0-0 ^{2OT}
Nov. 4, 2005	Charleston, Ill.#	L, 0-1
Sept. 29, 2006	Charleston, Ill.	L, 1-2
Oct. 12, 2007	Cape Girardeau, Mo.	W, 4-2
Oct. 26, 2008	Charleston, Ill.	L, 1-2
Sept. 27, 2009	Cape Girardeau, Mo.	T, 1-1 ^{2OT}
Oct. 3, 2010	Cape Girardeau, Mo.	W, 1-0
Sept. 30, 2011	Cape Girardeau, Mo.	W, 1-0
Oct. 7, 2012	Charleston, Ill.	L, 2-3 ^{2OT}
Oct. 27, 2013	Cape Girardeau, Mo.	W, 4-0
Sept. 26, 2014	Charleston, Ill.	W, 4-0
Sept. 27, 2015	Cape Girardeau, Mo.	W, 5-0
Sept. 23, 2016	Charleston, Ill.	W, 1-0
Oct. 13, 2017	Charleston, Ill.	W, 3-0

Eastern Kentucky

8-3-2 (H: 4-2, A: 3-1-2, N: 1-0)

Oct. 9, 2005	Richmond, Ky.	W, 1-0
Oct. 15, 2006	Cape Girardeau, Mo.	W, 2-0
Sept. 30, 2007	Richmond, Ky.	W, 9-0
Oct. 12, 2008	Cape Girardeau, Mo.	L, 0-1
Oct. 25, 2009	Richmond, Ky.	L, 0-1
Oct. 8, 2010	Cape Girardeau, Mo.	W, 1-0
Oct. 9, 2011	Richmond, Ky.	W, 1-0
Oct. 12, 2012	Cape Girardeau, Mo.	W, 1-0 ^{OT}
Oct. 11, 2013	Richmond, Ky.	T, 0-0 ^{2OT}
Oct. 17, 2014	Cape Girardeau, Mo.	W, 1-0
Oct. 8, 2015	Lexington, Ky.	W, 1-0 ^{OT}
Oct. 16, 2016	Cape Girardeau, Mo.	L, 1-2 ^{OT}
Sept. 24, 2017	Richmond, Ky.	T, 1-1 ^{2OT}



Murray State			Oral Roberts			Tennessee Tech		
11-10-1 (H: 5-2-1, A: 6-8)			2-0 (H: 1-0, A: 1-0)			14-6-2 (H: 9-1-1, A: 4-5-1, N: 1-0)		
Oct. 3, 2000	Murray, Ky.	L, 0-2	Sept. 30, 2001	Tulsa, Okla.	W, 3-2	Sept. 24, 1999	Cookeville, Tenn.	L, 0-2
Nov. 4, 2001	Cape Girardeau, Mo.	W, 4-0	Sept. 22, 2002	Cape Girardeau, Mo.	W, 3-0	Oct. 10, 1999	Cape Girardeau, Mo.	L, 0-1
Nov. 9, 2001	Cape Girardeau, Mo.#	W, 2-0	Quincy			Sept. 29, 2000	Cookeville, Tenn.	L, 0-2
Oct. 30, 2002	Murray, Ky.	W, 2-1 ^{OT}	0-1 (H: 0-1, A: N/A)			Oct. 13, 2001	Cape Girardeau, Mo.	W, 2-0
Oct. 19, 2003	Murray, Ky.	L, 0-1 ^{OT}	Oct. 27, 2010	Cape Girardeau, Mo.	L, 0-2	Oct. 11, 2002	Cookeville, Tenn.	W, 2-1
Oct. 17, 2004	Cape Girardeau, Mo.	L, 0-1 ^{2OT}	SIUE			Nov. 8, 2002	Cape Girardeau, Mo.#	W, 2-1
Nov. 2, 2004	Murray, Ky.#	L, 0-1	7-3-1 (H: 5-1-1, A: 2-2)			Oct. 31, 2003	Cape Girardeau, Mo.	W, 2-1
Oct. 21, 2005	Murray, Ky.	W, 2-1 ^{OT}	Oct. 28, 2004	Cape Girardeau, Mo.	W, 1-0	Sept. 24, 2004	Cookeville, Tenn.	T, 2-2 ^{2OT}
Sept. 26, 2006	Cape Girardeau, Mo.	W, 2-0	Sept. 5, 2005	Cape Girardeau, Mo.	W, 3-0	Oct. 2, 2005	Cape Girardeau, Mo.	W, 1-0 ^{2OT}
Oct. 29, 2007	Cape Girardeau, Mo.	W, 3-2	Sept. 12, 2008	Cape Girardeau, Mo.	L, 0-1	Oct. 8, 2006	Cookeville, Tenn.	W, 5-1
Sept. 26, 2008	Cape Girardeau, Mo.	L, 0-1	Oct. 30, 2009	Edwardsville, Ill.	W, 1-0	Oct. 7, 2007	Cape Girardeau, Mo.	W, 3-0
Oct. 29, 2009	Murray, Ky.	L, 0-1	Oct. 2, 2011	Cape Girardeau, Mo.	W, 4-0	Oct. 19, 2008	Cookeville, Tenn.	L, 1-2
Oct. 22, 2010	Murray, Ky.	W, 2-1	Oct. 5, 2012	Edwardsville, Ill.	L, 0-1	Oct. 18, 2009	Cape Girardeau, Mo.	W, 1-0
Sept. 26, 2011	Murray, Ky.	W, 3-0	Oct. 25, 2013	Cape Girardeau, Mo.	W, 1-0	Oct. 15, 2010	Cookeville Tenn.	L, 0-1
Sept. 28, 2012	Cape Girardeau, Mo.	W, 6-0	Oct. 31, 2014	Edwardsville, Ill.	W, 2-1	Oct. 30, 2011	Cape Girardeau, Mo.	W, 3-0
Sept. 27, 2013	Murray, Ky.	W, 1-0	Sept. 25, 2015	Cape Girardeau, Mo.	T, 0-0 ^{2OT}	Oct. 26, 2012	Cookeville, Tenn.	W, 5-1
Oct. 5, 2014	Cape Girardeau, Mo.	W, 2-1	Sept. 25, 2016	Edwardsville, Ill.	L, 0-2	Oct. 20, 2013	Cape Girardeau, Mo.	W, 1-0
Oct. 4, 2015	Murray, Ky.	L, 1-4	Oct. 15, 2017	Cape Girardeau, Mo.	W, 4-1	Oct. 24, 2014	Cookeville, Tenn.	W, 2-0
Nov. 8, 2015	Murray, Ky.#	L, 0-1	Saint Louis			Oct. 25, 2015	Cape Girardeau, Mo.	T, 0-0 ^{2OT}
Sept. 30, 2016	Cape Girardeau, Mo.	T, 2-2 ^{2OT}	0-3-2 (H: 0-1-1, A: 0-2-1)			Nov. 6, 2015	Murray, Ky.#	W, 2-0
Sept. 28, 2017	Murray, Ky.	L, 0-1	Sept. 2, 2005	Cape Girardeau, Mo.	L, 0-1	Oct. 14, 2016	Cookeville, Tenn.	L, 0-1
Nov. 3, 2017	Murray, Ky.	L, 0-1	Sept. 18, 2006	St. Louis, Mo.	L, 1-2	Sept. 15, 2017	Cape Girardeau, Mo.	W, 1-0 ^{OT}
Nebraska			Sept. 14, 2007	St. Louis, Mo.	L, 1-3	Texas Tech		
0-2 (H: N/A, A: 0-2)			Sept. 16, 2011	St. Louis, Mo.	T, 0-0 ^{2OT}	1-0 (H: 1-1, A: N/A)		
Sept. 8, 2012	Lincoln, Neb.	L, 0-4	Aug. 19, 2012	Cape Girardeau, Mo.	T, 0-0 ^{2OT}	Oct. 23, 2004	Cape Girardeau, Mo.	W, 2-1
Aug. 23, 2013	Lincoln, Neb.	L, 0-4	Samford			Troy		
Northern Colorado			2-3-3 (H: 1-3-1, A: 1-0-2)			1-0 (H: 1-0, A: N/A)		
0-2 (H: 0-1, A: 0-1)			Oct. 10, 2003	Cape Girardeau, Mo.	L, 0-1	Sept. 10, 2006	Cape Girardeau, Mo.	W, 3-0
Sept. 7, 2014	Greeley, Colo.	L, 0-1	Nov. 7, 2003	Birmingham, Ala.#	T, 0-0 ^{2OT}	Tulsa		
Aug. 30, 2015	Cape Girardeau, Mo.	L, 0-1	Oct. 8, 2004	Cape Girardeau, Mo.	L, 0-1	1-0 (H: N/A, A: 1-0)		
Northern Illinois			Oct. 16, 2005	Cape Girardeau, Mo.	L, 1-3	Sept. 28, 2001	Tulsa, Okla.	W, 3-2
1-1 (H: 1-0, A: 0-1)			Oct. 22, 2006	Birmingham, Ala.	T, 0-0 ^{2OT}	UC Davis		
Sept. 19, 2008	DeKalb, Ill.	L, 0-1	Nov. 3, 2006	Birmingham, Ala.#	W, 3-2 ^{2OT}	1-0 (H: N/A, A: N/A, N: 1-0)		
Aug. 30, 2009	Cape Girardeau, Mo.	W, 1-0	Oct. 28, 2007	Cape Girardeau, Mo.	W, 1-0 ^{2OT}	Sept. 5, 2014	Colorado Springs, Colo.	W, 2-0
Northern Iowa			Nov. 11, 2007	Cape Girardeau, Mo.#	T, 1-1 ^{2OT}	Union		
0-0-2 (H: 0-0-2, A: N/A)			South Dakota State			2-0 (H: 1-0, A: 1-0)		
Aug. 25, 2000	Cape Girardeau, Mo.	T, 1-1 ^{2OT}	1-0 (H: 1-0, A: N/A)			Sept. 20, 2015	Jackson, Tenn.	W, 2-0
Aug. 23, 2015	Cape Girardeau, Mo.	T, 3-3 ^{2OT}	Oct. 28, 2005	Cape Girardeau, Mo.	W, 2-0	Sept. 7, 2016	Cape Girardeau, Mo.	W, 4-1
Northwestern			South Florida			#LETS SOAR		
0-1 (H: N/A, A: 0-1)			0-1 (H: N/A, A: N/A, N: 0-1)					
Sept. 12, 2004	Evanston, Ill.	L, 0-1 ^{2OT}	Aug. 29, 2010	Murray, Ky.	L, 0-4			
Northwestern State			Stetson					
1-1 (H: 1-0, A: 0-1)			0-1 (H: 0-1, A: N/A)					
Aug. 31, 2007	Cape Girardeau, Mo.	W, 1-0	Sept. 10, 2010	Cape Girardeau, Mo.	L, 2-3			
Sept. 11, 2009	Natchitoches, La.	L, 0-2	Tennessee					
Oakland			1-0 (H: N/A, A: 1-0)					
0-0-1 (H: 0-0-1, A: N/A)			Aug. 19, 2016	Knoxville, Tenn.	W, 1-0			
Aug. 31, 2003	Cape Girardeau, Mo.	T, 0-0 ^{2OT}						
Ohio								
1-0 (H: 1-0, A: N/A)								
Aug. 29, 2003	Cape Girardeau, Mo.	W, 2-1						

UT Martin

11-7-5 (H: 7-2-3, A: 4-5-2)

Oct. 19, 1999	Cape Girardeau, Mo.	W, 3-1
Oct. 17, 2000	Cape Girardeau, Mo.	W, 2-0
Oct. 24, 2001	Martin, Tenn.	W, 2-0
Oct. 27, 2002	Cape Girardeau, Mo.	W, 3-0
Oct. 17, 2003	Martin, Tenn.	W, 2-1
Nov. 4, 2003	Martin, Tenn.#	W, 2-0
Oct. 15, 2004	Cape Girardeau, Mo.	W, 1-0
Oct. 23, 2005	Martin, Tenn.	L, 0-1
Sept. 24, 2006	Cape Girardeau, Mo.	W, 1-0
Oct. 15, 2007	Martin, Tenn.	T, 0-0 ^{20T}
Nov. 9, 2007	Cape Girardeau, Mo.#	W, 1-0
Sept. 28, 2008	Cape Girardeau, Mo.	T, 1-1 ^{20T}
Oct. 11, 2009	Martin, Tenn.	L, 1-2
Oct. 24, 2010	Cape Girardeau, Mo.	T, 0-0 ^{20T}
Oct. 14, 2011	Martin, Tenn.	W, 2-1
Oct. 21, 2011	Cape Girardeau, Mo.	L, 1-2 ^{20T}
Sept. 25, 2012	Cape Girardeau, Mo.	T, 1-1 ^{20T}
Nov. 2, 2012	Martin, Tenn.#	L, 0-1
Nov. 1, 2013	Martin, Tenn.	L, 0-1 ^{20T}
Oct. 3, 2014	Cape Girardeau, Mo.	L, 1-2
Oct. 29, 2015	Martin, Tenn.	T, 0-0 ^{20T}
Oct. 27, 2016	Cape Girardeau, Mo.	W, 4-1
Sept. 17, 2017	Martin, Tenn.	L, 0-1

Washington (Mo.)

1-1 (H: 1-0, A: 0-1)

Sept. 25, 2009	St. Louis, Mo.	L, 1-4
Sept. 1, 2010	Cape Girardeau, Mo.	W, 1-0

Western Illinois

2-2 (H: 1-0, A: 0-2, N: 1-0)

Sept. 19, 1999	Macomb, Ill.	L, 1-2 ^{20T}
Sept. 1, 2000	Muncie, Ind.	W, 4-1
Sept. 17, 2000	Cape Girardeau, Mo.	W, 3-2 ^{20T}
Oct. 7, 2001	Macomb, Ill.	L, 1-2

Western Kentucky

1-1 (H: 1-0, A: 0-1)

Sept. 13, 2009	Cape Girardeau, Mo.	W, 2-0
Sept. 17, 2010	Bowling Green, Ky.	L, 0-1

Western Michigan

0-1 (H: N/A, A: N/A, N: 0-1)

Sept. 4, 2009	Cedar Falls, Iowa	L, 1-2
---------------	-------------------	--------

Wisconsin - Green Bay

2-0 (H: 1-0, A: 1-0)

Aug. 25, 2016	Green Bay, Wis.	W, 1-0 ^{OT}
Aug. 27, 2017	Cape Girardeau, Mo.	W, 2-0

Wisconsin - Milwaukee

1-1 (H: 0-1, A: 1-0)

Aug. 28, 2016	Milwaukee, Wis.	W, 1-0
Aug. 25, 2017	Cape Girardeau, Mo.	L, 0-1

Xavier

1-0 (H: 1-0, A: N/A, N: N/A)

Sept. 5, 2004	Cape Girardeau, Mo.	W, 3-2
---------------	---------------------	--------

Youngstown State

1-0 (H: N/A, A: N/A, N: 1-0)

Sept. 3, 2000	Muncie, Ind.	W, 9-0
---------------	--------------	--------





POSTSEASON HISTORY

Ohio Valley Conference Tournament (12-8-4)

1999 - Charleston, Ill. (1-1)

Quarterfinals

No. 4 Southeast Missouri 2, No. 5 Morehead State 0

Semifinals

No. 1 Eastern Illinois 2, No. 4 Southeast Missouri 1 (OT)

2000 - Charleston, Ill. (0-1)

Quarterfinals

No. 4 Morehead State 2, No. 5 Southeast Missouri 1

2001 - Cape Girardeau, Mo. (1-1)

Semifinals

No. 1 Southeast Missouri 2, No. 4 Murray State 0

Championship

No. 2 Eastern Illinois 1, No. 1 Southeast Missouri 0

2002 - Cape Girardeau, Mo. (1-0-1)

Semifinals

No. 1 Southeast Missouri 2, No. 4 Tennessee Tech 1

Championship

No. 2 Eastern Illinois 2, No. 1 Southeast Missouri 2 (2OT)
(Eastern Illinois advances on penalty kicks)

2003 - Birmingham, Ala. (1-0-1)

Quarterfinals (Campus Sites)

No. 5 Southeast Missouri 2, No. 4 UT Martin 0

Semifinals

No. 1 Samford 0, No. 4 Southeast Missouri 0 (2OT)
(Samford advances on penalty kicks)

2004 - Birmingham, Ala. (0-1)

Quarterfinals (Campus Sites)

No. 3 Murray State 1, No. 6 Southeast Missouri 0

2005 - Charleston, Ill. (1-1)

Quarterfinals (Campus Sites)

No. 3 Southeast Missouri 1, No. 6 Jacksonville State 0

Semifinals

No. 2 Eastern Illinois 1, No. 3 Southeast Missouri 0

2006 - Birmingham, Ala. (3-0)

Quarterfinals (Campus Sites)

No. 4 Southeast Missouri 3, No. 5 Austin Peay 0

Semifinals

No. 4 Southeast Missouri 3, No. 1 Samford 2 (2OT)

Championship

No. 4 Southeast Missouri 2, No. 2 Morehead State 0

2007 - Cape Girardeau, Mo. (1-0-1)

Semifinals

No. 1 Southeast Missouri 1, No. 4 UT Martin 0

Championship

No. 1 Southeast Missouri 1, No. 2 Samford 1
(Southeast Missouri advances on penalty kicks)

2010 - Morehead, Ky. (0-1)

Semifinals

No. 3 Austin Peay 3, No. 2 Southeast Missouri 1

2011 - Cape Girardeau, Mo. (0-1)

Semifinals

No. 5 Morehead State 2, No. 1 Southeast Missouri 1

2012 - Martin, Tenn. (1-1)

Quarterfinals

No. 4 Southeast Missouri 1, No. 5 Belmont 0

Semifinals

No. 1 UT Martin 1, No. 4 Southeast Missouri 0

2013 - Martin, Tenn. (0-1)

Quarterfinals

No. 3 Southeast Missouri 0, No. 6 Austin Peay 1

2014 - Cape Girardeau, Mo. (0-1)

Semifinals

No. 5 Jacksonville State 1, No. 1 Southeast Missouri 0

2015 - Murray, Ky. (2-1)

Quarterfinals (Campus Sites)

No. 6 Southeast Missouri 1, No. 3 Jacksonville State 1 (2OT)
(Southeast Missouri advances on penalty kicks)

Semifinals

No. 6 Southeast Missouri 2, No. 2 Tennessee Tech 0

Championship

No. 1 Murray State 1, No. 6 Southeast Missouri (OT)

2017 - Murray, Ky. (2-0-1)

First Round (Neutral Sites)

No. 5 Southeast Missouri 2, No. 8 Austin Peay 1

Quarterfinals

No. 5 Southeast Missouri 0, No. 4 Belmont 0
(Southeast Missouri advances on penalty kicks, 5-4)

Semifinals

No. 1 Murray State 1, No. 5 Southeast Missouri 0

2018 - Charleston, Ill. (0-0-2)

First Round

No. 6 Belmont 0, No. 7 Southeast Missouri 0
(Southeast Missouri advances on penalty kicks, 4-3)

Quarterfinals

No. 3 Eastern Illinois 1, No. 7 Southeast Missouri 1
(Eastern Illinois advances on penalty kicks, 3-2)

NCAA Tournament (0-1-1)

2006 - St. Louis, Mo. (0-1)

No. 17 Illinois 2, Southeast Missouri 0

2007 - Columbia, Mo. (0-0-1)

No. 23 Missouri 1, Southeast Missouri 1
(Missouri advances on penalty kicks)

OVC Tournament Breakdown

W-L-T Records by Location

Home.....	5-3-2
Away.....	2-6-4
Neutral.....	5-3-1

W-L-T Records by Opponent

Austin Peay.....	2-2-0
Belmont.....	1-0-2
Eastern Illinois.....	0-3-2
Eastern Kentucky.....	N/A
Jacksonville State.....	1-1-1
Morehead State.....	2-2-0
Murray State.....	1-3-0
Samford*.....	1-0-2
Tennessee Tech.....	2-0-0
UT Martin.....	2-1-0

All-Time Penalty Kick Results (2-4)

Nov. 10, 2002 (OVC Championship)
Eastern Illinois 4, Southeast Missouri 3

Nov. 7, 2003 (OVC Semifinals)
Samford 4, Southeast Missouri 1

Nov. 11, 2007 (OVC Championship)
Southeast Missouri 5, Samford 3

Nov. 16, 2007 (NCAA Tournament)
Missouri 2, Southeast Missouri 0

Nov. 1, 2015 (OVC Quarterfinals)
Southeast Missouri 3, Jacksonville State 2

Oct. 29, 2017 (OVC Quarterfinals)
Southeast Missouri 0, Belmont 0

Oct. 26, 2018 (OVC First Round)
Southeast Missouri 4, Belmont 2

Oct. 29, 2018 (OVC Quarterfinals)
Eastern Illinois 3, Southeast Missouri 2



COACHING HISTORY

Coaching History

Year	Head Coach	Record	Pct.	Conf.	Pct.	Finish
1999	Heather Nelson	4-8-1	.346	2-2-1	.500	3rd
2000	Heather Nelson	10-6-1	.618	2-3-0	.400	t-3rd
2001	Heather Nelson	16-2-0	.889	5-0-0	1.000	1st
2002	Heather Nelson	14-4-2	.750	6-0-0	1.000	1st
2003	Heather Nelson	10-5-5	.625	4-3-1	.563	5th
2004	Heather Nelson	11-6-2	.632	3-3-2	.500	t-5th
2005	Heather Nelson	13-6-1	.675	5-3-1	.611	t-3rd
2006	Heather Nelson	10-8-2	.550	4-3-2	.556	4th
2007	Heather Nelson	12-2-4	.778	8-0-1	.944	1st
2008	Heather Nelson	2-9-3	.250	1-5-2	.250	9th
2009	Heather Nelson	8-7-3	.528	2-3-3	.438	7th
2010	Heather Nelson	8-9-1	.472	4-3-1	.563	2nd
2011	Heather Nelson	12-6-1	.658	8-1-0	.889	1st
2012	Heather Nelson	7-10-4	.429	5-3-2	.550	4th
2013	Heather Nelson	8-7-3	.528	6-2-2	.591	3rd
2014	Heather Nelson	11-6-0	.647	8-2-0	.800	t-1st
2015	Heather Nelson	9-6-7	.568	3-2-5	.458	6th
2016	Heather Nelson	9-6-4	.579	3-4-3	.450	7th
2017	Heather Nelson	8-8-4	.500	4-3-3	.550	5th
2018	Heather Nelson	5-8-5	.417	3-4-3	.450	7th

Overall Record

187-129-53 .579

OVC Record

86-47-32 .618


OVC Coach of the Year

Heather Nelson.....1999
 Heather Nelson.....2001
 Heather Nelson.....2007
 Heather Nelson.....2011

All-Time Assistant Coaches

Mark Gardner.....1999
 Beth Guccione.....2002-05
 Adam Kleman.....2014-2017
Paul Nelson.....1999-Pres.
 Lindsay Pickering.....2008-13
 Kelly Poole.....2000-01

#LETSSOAR



HEATHER & PAUL NELSON



ALL-TIME LETTERWINNERS

A

Abbott, Hayley.....2009-2012
 Albietz, Abbie.....2009
 Alexander, Courtney.....2006-2007
 Antonacci, Jennifer.....2013-2015
 Aranda, Charity.....2002
 Ardoleda, Margarita.....2008
 Aubuchon, Ashton.....2010-2013

B

Ballard, Chelsea.....2010-2011
 Bauer, Ali.....2009-2012
 Beard, Molli.....2003-2005, 2007
 Beckham, Jessica.....2007-2008
 Behnen, Carolyn.....2000-2001
 Beine, Brenna.....2013-2014
 Bennington, Sarah.....1999
 Beussink, Shelby.....2015-2017
 Bittle, Lorie.....2000
 Blankenheim, Paige.....2014-2017
 Bleau, Stephanie.....1999-2002
 Boyko, Jacey.....2010-2013
 Bozesky, Lauren.....2010-2011
 Brady, Jessica.....2014
 Brendel, Ashley.....2012-2015

Brien, Jennifer.....2016-Pr.

Britt, Courtney.....1999
 Brown, Cassie.....2006
 Bussman, Nicole.....2005-2008
Byrd, Kayla.....2017-Pr.
 Byrd, Taylor.....2010-2014
 Byrd, Torey.....2012-2014

C

Caccavale, Bri.....2017-2018
 Collingridge, Jenna.....2012-2015
Compernelle, Hannah.....2017-Pr.
 Compton, Rachel.....2010-2011
 Cornell, Maddy.....2014-2017
 Costello, Lauren.....2005-2007
 Crabtree, Jessie.....2011
 Cross, Jen.....2000-2004
 Crowden, Kasey.....2011-2014

D

Dale, Chelsea.....2009
 Darga, Shay.....2014-2017
 Deroy, Ashley.....2002-2005

E

Eakins, Dana.....1999
 Edwards, Nikki.....2008-2011
 Eisenberg, Gabrielle.....2007-2008

F

Fabbro, Lauren.....2002
Franke, Lena.....Pres.
 French, Storm.....2012-2013
 Frick, Kristi.....2007-2008
 Frossard, Michelle.....2001-2004

G

Garner, Amber.....2006-2007
 Geist, Ashley.....2012-2013
 Gianino, Marla.....2001-2004
 Gleeson, Maddie.....2017-2018
 Goehring, Kelly.....2009

Gonzales, Esmie.....2016-Pr.

Goodwin, Shona.....2008-2011
 Grindstaff, Jessica.....2010-2011

Grote, Lexi.....2017-Pr.

Guccione, Beth.....1999, 2001

H

Hacker, Alexis.....2016-Pr.

Hamilton, Jenny.....1999-2002
 Harrington, Amy.....2012-2014
 Harrington, Rachel.....2006-2008
 Hart, Vanessa.....2007-2011
 Hartmann, Erin.....2002-2005
 Hauskins, Laura.....2001-2004
 Hebert, Tami.....2000
 Hejlek, Megan.....2002-2005
 Henderson, Valerie.....2000-2004
 Herndon, Meg.....2009-2012
 Hessenkemp, Rachel.....1999
 Hight, Ellie.....2011-2014
 Hilliard, Jasmin.....2016-2017
 Hose, Kim.....1999
 Huber, Caitlin.....2003-2006
 Huelsing, Katherine.....2001

J

Jaramillo, Valeria.....2014-2015
 Job, Jermima.....2017-2018
 Jordan, Abby.....2011

K

Kaempfe, Lauren.....2015-2018
 Kaiz, Jessica.....2005-2006
 Karstens, Maddie.....2015-2018
 Kalinowski, Mary.....2002-2005
 Keim, Christine.....2003-2004
 Kesenich, Sunni.....2014
 Klintworth, Abby.....2013-2015
 Knight, Lauren.....1999
 Knowlton, Emily.....2000
 Kraft, Casey.....2005-2008
 Kremer, Shayna.....2007-2008
 Kulavic, Stephanie.....2006-2009
 Kuznacic, Kaitlin.....2013-2016

L

Lacopo, Alaina.....2004-2007
 Lacopo, Lauren.....2006-2009

Lever, Katie.....2016-Pr.

Lierz, Kindra.....2014-2017
 Luehmann, Courtney.....2009-2012
 Luehmann, Paige.....2012, 2014-2015

M

Mann, Angie.....2015-2016
 Marchi, Kori.....1999-2002
 Martinez, Angela.....1999-2000
 Matter, Megan.....2004-2007
 McGrath, Megan.....2005-2008
 Merseal, Brooke.....2015-2017
 Meyer, Lauren.....2013
 Minor, Natasha.....2013-2016
 Monks, Nicole.....2006

N

Neager, Becky.....1999-2000
Nelson, Jordan.....2015 -Pr.
 Nett, Brooke.....1999-2000
 Newsham, Emily.....2004

Novak, Signe.....2010

O

Orlando, Amanda.....2017-2018

P

Palmer, Stephanie.....2010-2013
 Peeler, Sarah.....1999
 Pickering, Lindsay.....2005-2007
 Pike, Maggie.....2015-2017
 Pohl, Katie.....2017
 Poovey, Diana.....2001-2004

R

Reding, Heather.....2001-2004
 Rhomberg, Trisha.....1999
 Rohde, Christina.....2013-2015
 Runion, Ashley.....2007-2010

S

Salm, Maria.....2016
 Sankey, Bridget.....2013
 Schaeffler, Margie.....2004-2007
 Schlick, Bobbi Jo.....2009-2010
 Schmitt, Karen.....2000-2001
 Schuppan, Blair.....2005-2007, 2009
 Schweppe, Lisa.....2002-2005
 Segura, Camila.....2014

Senatore, Siena.....2015-Pr.

Shulman, Erin.....2011-2014
 Sickler, Alyssa.....2015
 Slattery, Erin.....2001-2004
 Smugala, Kaitlyn.....2009
 Snelson, Katie.....2008-2009
 Souza, Carina.....2004
 Starkey, Kristen.....2009
 Symington, Siobhan.....2010

T

Thiele, Nicole.....1999-2001
 Thomas, Taylo.....2008-2011
 Todd, Erika.....2000-2004

Tomsu, Cassidi.....2016-Pr.

U

Unrein, Jennifer.....1999-2003
 Uptmor, Kasey.....2011-2012

V

Vallera, Melissa.....1999-2000
 Velarde, Mabel.....2008-2009
 Vinberg, Anna.....2001

W

Ward, Amy.....2010-2013
 Wegmann, Katie.....2017-2018
 Wrzos, Amanda.....2002-2004
 Wuellner, Jessi.....2004-2006
 Wunderlich, Julie.....2000-2004

Z

Zacheis, Lauren.....2001
 Zimmerman, Jen.....2000

#LETSSOAR



HALL OF FAME



Class of 2015

Lindsay Pickering (Soccer, 2005-2007 / Softball, 2004-2007) was a two-sport athlete at Southeast Missouri, excelling as a member of the women's soccer and softball teams.

In soccer, Pickering was a two-time OVC Defensive Player of the Year, winning the coveted honor in 2005 and 2007. She earned First-Team All-OVC accolades each of those seasons and was a second-team pick in 2006. A three-year starting goalkeeper, Pickering rated as Southeast's career leader in shutouts (28), wins (34) and minutes played (5,233).

In softball, she was a four-year starting outfielder from 2004-07. Pickering was named Second-Team All-OVC in 2006 and landed a spot on the All-OVC Tournament Team in both 2004 and 2005.

She is the first soccer player and 18th multiple sport athlete to be inducted into the Hall of Fame.



Paul and Heather Nelson pose with Southeast Missouri Hall of Fame member Lindsay Pickering, the first soccer player inducted into the Hall of Fame.



Lindsay Pickering was inducted into the Southeast Missouri Hall of Fame on February 20, 2016 at the Show Me Center.

REDHAWKS SOCCER

BY THE NUMBERS

1999

First year of Southeast Missouri Women's Soccer

2

NCAA Women's College Cup Appearances (2006, 2007)

2

OVC Tournament Championships (2006, 2007)

5

OVC Regular Season Titles (2001, 2002, 2007, 2011, 2014)

187

Total Victories

.579

All-Time Winning Percentage

85

Ohio Valley Conference Victories

115

Home Victories

21st

Season

#LETSSOAR







OVC



OHIO VALLEY



Now in its 72nd year, the Ohio Valley Conference continues to build on the success that has made it the nation's eighth-oldest NCAA Division I conference.

In May 2011 the Conference expanded for the second time in four years, adding Belmont University which began competition in the 2012-13 academic year. The addition of Belmont gave the OVC 12 members, the most the league has had at one time in its illustrious history. The move added a second team in the city of Nashville and was the first addition to the league since Southern Illinois University Edwardsville joined in 2008. Subsequently, the league has shown its stability over the past decade, seeing only one member institution depart over the past 19 years.

The 2009-10 school year saw a change in leadership as Beth DeBauche was named the seventh full-time Commissioner in league history on July 28, 2009. The last three commissioners of the OVC have moved onto jobs as the commissioner of the Big Ten, Big 12 and the Mid-American Conferences.

The OVC's proud history dates back to 1948, but seeds for the new league were actually planted in 1941. It was then that Roy Stewart, the athletics director at Murray State, Charles "Turkey" Hughes, the athletics director at

Eastern Kentucky, and Kelly Thompson, the public relations director at Western Kentucky, first broached the idea of forming a new conference. Discussions were put on hold by World War II, but reemerged February 27-28, 1948 at the Kentucky Hotel in Louisville as the three original institutions combined with Morehead State, Louisville and Evansville to form the OVC.

In the 1950s, the OVC became a pioneer on a much more significant scale socially. During times of racial segregation, league member Morehead State became one of the first non-traditionally black mid-southern institutions to accept a black student. In 1958 Marshall Banks earned athletically-related aid at Morehead, which signed a second black athlete, Howard Murphy, a year later. In 1961 Murphy earned all-conference recognition as a halfback in football. With racial barriers broken, the rest of the institutions in the league began to provide educational and athletic opportunities to African-Americans.

After Title IX legislation passed in 1972, women's athletics began a rebirth on the national scene as the NCAA began sponsoring and marketing women's sports. Recognizing the need to provide increased opportunities for female athletes, the OVC began formulating plans for women's athletics in 1975 and established women's championships in the sports of basketball, tennis and track in 1977, with cross country and volleyball added over the next four years. Those sports were initially governed by the Association of Intercollegiate Athletics for Women (AIAW), but the overall strength of women's programs in the league was demonstrated by the automatic bids the OVC instantly received when the NCAA became the governing body in 1982. The conference added women's golf and softball in 1994 and women's soccer in 1998.

In 2007 the Conference had two teams in the NCAA Women's Soccer Tournament for the first time in league history, as former OVC member Samford earned an at-large selection while Southeast Missouri was the Conference's automatic bid.

Former Austin Peay standout and 2012 OVC Soccer Player of the Year Tatiana Ariza represented her native country of Colombia in both the 2012 Summer Olympics in London

(earning a start against the United States) as well as the 2015 FIFA Women's World Cup. In the 2015 event she assisted on the first World Cup goal in her country's history and in the following match helped her team to a 2-0 victory over France, giving Colombia its first-ever win at the event.

In 2016 SIUE turned in a major upset in the first round of the NCAA Division I Soccer Championship, advancing on penalty kicks 5-4 over No. 11-ranked Notre Dame. The Cougars became just the second OVC team to advance to the second round (joining Samford who topped Vanderbilt on penalty kicks in 2005).

The playing field is not the only place where OVC athletes are working hard. The league also recognizes excellence in the classroom. Six Scholar-Athlete Awards are presented yearly to male and female athletes, while others are commended for their academic success by being Medal of Honor recipients or earning a spot on the Commissioner's Honor Roll. Additionally, the league annually presents one institutional Academic Achievement Award, as well as separate team awards in each Conference-sponsored sport. Since the College Sports Information Directors of America (CoSIDA) Academic All-America program began, the Ohio Valley Conference has had 287 student-athletes honored with the award (including 53 over the past five years).

Through the early years of the league, administrators wrestled with fan behavior due to the close proximity of the Conference members and the intense rivalries which developed. Just as it did decades ago, the OVC took the leadership role on what has become a national issue. In 1995, the OVC implemented a first-of-its-kind "Sportsmanship Statement," a policy which promotes principles of fair play, ethical conduct and respect for one's opponent. The statement has become a model for others to follow across the nation and has answered the challenge of the NCAA Presidents Commission to improve sportsmanship in collegiate athletics.

Additionally, the OVC annually presents the Steve Hamilton Sportsmanship Award, in honor of the former Morehead State student-athlete, coach and athletics director, to a junior or senior student-athlete with significant athletic contributions who best exemplifies

CONFERENCE

the characteristics of sportsmanship and citizenship. Most recently, the Conference has also implemented the OVC Institutional and Team Sportsmanship Awards, which are presented to one institution and 18 sport-specific teams voted by their peers to have best exhibited the standards of sportsmanship and ethical conduct as outlined by the OVC and NCAA.

The vision of leadership demonstrated by the Founding Fathers in 1948 remains alive today as the Ohio Valley Conference prepares for the future. One example is in regard to the current trend in collegiate athletics administration for increased involvement of university presidents in setting policies and making rules. The presidents of OVC institutions, however, have always governed the Conference, long before presidential governance became a national theme.

The Ohio Valley Conference sponsors the following sports: baseball, basketball, cross country, football, golf, tennis and track for men, and basketball, cross country, golf, soccer, softball, tennis, track and volleyball for women. In addition, the OVC also sponsors the combined men's and women's sport of rifle.

Now in its seventh decade of competition, the Ohio Valley Conference has grown significantly from its humble beginnings while increasing the number of athletics opportunities it provides for students. Current league representatives include charter members Eastern Kentucky University, Morehead State University and Murray State University, along with Austin Peay State University, Belmont University, Eastern Illinois University, Jacksonville State University, Southeast Missouri State University, Southern Illinois University Edwardsville, Tennessee State University, Tennessee Technological University and the University of Tennessee at Martin.

2019 OVC Women's Soccer Predicted Order of Finish

(As selected by the OVC Women's Head Soccer
Coaches and Sports Information Directors)

1. Murray State (18 first-place votes): 198
2. UT Martin (3 first-place votes): 174
3. Eastern Kentucky (1 first-place vote): 147
4. SIUE: 134
5. Eastern Illinois: 106
6. Belmont: 102
7. **Southeast Missouri: 95**
8. Tennessee Tech: 92
9. Morehead State: 64
10. Austin Peay: 59
11. Jacksonville State: 39



#LETSSOAR





2019 OVC Soccer Championship

The 2019 OVC Soccer Championship will be held for the 21st time this year. The first two rounds will be hosted on campus sites (with the No. 3 and No. 4 seeds hosting) with the semifinals and championship being played at the site of the No. 1 seed.

Last season Murray State claimed its second-straight and fourth overall Championship with a title game victory over host UT Martin.

2019 OVC Championship Schedule

First Round: Friday, November 1, 2018

Match 1: #6 Seed vs. #7 Seed

Match 2: #5 Seed vs. #8 Seed

Quarterfinals: Sunday, November 3, 2018

Match 3: #3 Seed vs. Winner of Match 1

Match 4: #4 Seed vs. Winner of Match 2

Semifinals: Friday, November 8, 2018

Match 5: #2 Seed vs. Winner of Match 3

Match 6: #1 Seed vs. Winner of Match 4

Championship: Sunday, November 10, 2018

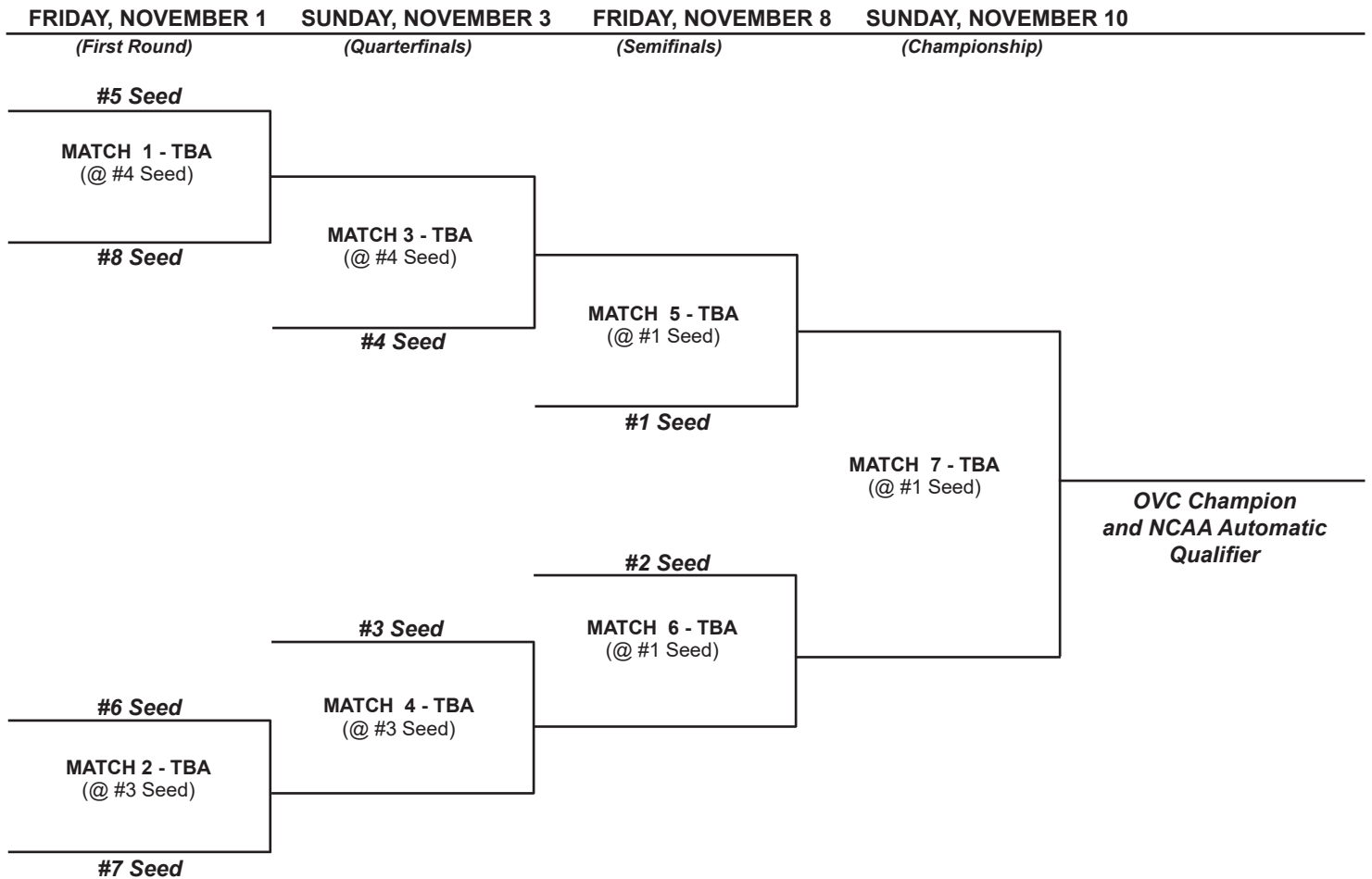
Match 7: Semifinal Winners

#LETSSOAR





2019 Ohio Valley Conference Soccer Championship November 1, 3, 8, 10






/Ohio Valley Conference Office Staff



Beth DeBauche
Commissioner



Kate Barnett
Assistant Commissioner
Championships and
Compliance



Stephanie Castera
Assistant Commissioner
for Institutional
Services/Senior Woman
Administrator



Kyle Schwartz
Assistant Commissioner for
Strategic Communications



Travis Tellitocci
Assistant Commissioner
for Football, Basketball and
Officiating




Lauren Berst
Director of Administration



Heather Brown
Director of
Communications



Jon Kuka
General Manager, OVC
Sports Properties



Bryce Robinson
Director of Digital Media




Jonathan Owens
Assistant Director of
Championships and
Administration


/Officials Coordinators




Michael Blalock
Coordinator of Volleyball
Officiating




Mickey Call
Co-Coordinator of Softball
Officials



Christie Cornwell
Co-Coordinator of Softball
Officials



Paul Guillie
Coordinator of Baseball
Officials



Lisa Mattingly
Coordinator of Women's
Basketball Officials



Curtis Shaw
Coordinator of Men's
Basketball Officials



Kim Vieria
Coordinator of Soccer
Officials



Matt Young
Coordinator of Football
Officiating

#LETSSOAR



AUSTIN PEAY

General Information

Location.....Clarksville, Tenn.
Population.....132,929
Enrollment.....9,835
Nickname.....Governors
Colors.....Red & White
President.....Dr. Alisa White
Athletic Director.....Gerald Harrison

Facility Information

Home Field.....Morgan Bros. Soccer Field
Capacity.....800
Surface.....Natural Grass

Media Relations

Soccer Contact.....Colby Wilson
Office Phone.....(931) 221-6561
Email.....wilsonrc@apsu.edu

Team Information

2018 Record.....8-8-1
OVC Record/Finish.....3-6-1 / 10th

Coaching Staff

Head Coach.....Naomi Kolarova
Alma Mater.....North Alabama, 2006
Career Record.....2nd Season
Record at School.....8-8-1
Assistant Coaches
Tracy Hoza
Hayden Coffman
Jack Rushworth



Naomi Kolarova
Head Coach



Mary Parker Powell
Senior • GK

2019 Schedule

August

12 Georgia State#
18 @ Western Kentucky#
23 @ Chattanooga#
25 @ MTSU
30 Mercer

September

5 @ Colorado
8 @Northern Colorado
15 Evansville
19 SIUE*
21 @ Cincinnati
27 Southeast Missouri*
29 UT Martin*

October

4 @ Eastern Kentucky*
6 @ Tennessee Tech*
11 @ Jacksonville State*
18 Morehead State*
20 @ Murray State*
25 Eastern Illinois*
27 @ Belmont*

#-Exhibition Game

LetsGoPeay.com



BELMONT

General Information

Location.....Nashville, Tenn.
Population.....678,889
Enrollment.....8,381
Nickname.....Bruins
Colors.....Navy, Red, & White
President.....Dr. Robert C. Fisher
Athletic Director.....Scott Corley

Facility Information

Home Field.....E.S. Rose Park
Capacity.....500
Surface.....Natural Grass

Media Relations

Soccer Contact.....Grant Cohen
Office Phone.....(615) 460-8023
Email.....grant.cohen@belmont.edu

Team Information

2018 Record.....6-8-3
OVC Record/Finish.....4-5-1 / t5th

Coaching Staff

Head Coach.....Heather Henson
Alma Mater.....UNC-Greensboro, 1994
Career Record.....165-223-46 (23)
Record at School.....56-67-20 (8)
Assistant Coaches
Valerie Tysinger
Andrew Cameron
Hannah Myers



Heather Henson
Head Coach



Julie Garst
Junior • F

2019 Schedule

August

11 @ Vanderbilt#
16 Chattanooga#
23 @ Western Kentucky
25 @ Lipscomb
30 @ Southern Illinois

September

5 Georgia
8 Evansville
13 @ IUPUI
15 @ Indiana State
20 @ Southeast Missouri*
22 @ UT Martin*
27 @ Morehead State*
29 Eastern Illinois*

October

4 Tennessee Tech*
6 Jacksonville State*
10 @ SIUE*
18 @ Eastern Kentucky*
25 Murray State*
27 Austin Peay*

#-Exhibition Game

BelmontBruins.com



EASTERN ILLINOIS

General Information

Location.....Charleston, Ill.
Population.....21,838
Enrollment.....7,526
Nickname.....Panthers
Colors.....Blue & Gray
President.....Dr. David M. Glassman
Athletic Director.....Tom Michael



Jake Plant
Head Coach



Sara Teteak
Senior • GK

Facility Information

Home Field.....Lakeside Field
Capacity.....1,000
Surface.....Natural Grass

Media Relations

Soccer Contact.....Rich Moser
Office Phone.....(217) 581-7480
Email.....rlmoser@eiu.edu

Team Information

2018 Record.....6-8-6
OVC Record/Finish.....4-3-3 / t3rd

Coaching Staff

Head Coach.....Jake Plant
Alma Mater.....Eastern Illinois, 2014
Career Record.....6-8-6 (2)
Record at School.....Same
Assistant Coaches
Dirk Bennett

2019 Schedule

August

11 @ Northern Iowa#
16 Northern Illinois#
18 Evansville#
23 @ Ball State
30 @ Kansas City

September

6 Milwaukee
8 Purdue Fort Wayne
15 Chicago State
20 UT Martin*
22 @ Southeast Missouri
27 Eastern Kentucky*
29 @ Belmont*

October

4 Jacksonville State*
10 Southern Illinois
13 SIUE*
18 Tennessee Tech*
25 @ Austin Peay*
27 @ Murray State*

#-Exhibition Game

EIUPanthers.com



EASTERN KENTUCKY

General Information

Location.....Richmond, Ky.
Population.....33,533
Enrollment.....16,881
Nickname.....Colonels
Colors.....Maroon & White
President.....Dr. Michael T. Benson
Athletic Director.....Stephen Lochmueller



Matt Cosinuke
Head Coach



Erin Torrence
Senior • F

Facility Information

Home Field.....EKU Soccer Field
Capacity.....600
Surface.....Natural Grass

Media Relations

Soccer Contact.....Steve Fohl
Office Phone.....(859) 622-1253
Email.....steve.fohl@eku.edu

Team Information

2018 Record.....8-8-4
OVC Record/Finish.....4-3-3 / t3rd

Coaching Staff

Head Coach.....Matt Cosinuke
Alma Mater.....FAU, 2003
Career Record.....First Season
Record at School.....Same
Assistant Coaches
Kristen Washburn
Morgan Ferrara

2019 Schedule

August

15 Dayton#
18 Miami (Ohio)#
22 @ Ohio
25 Chattanooga
29 @ Oakland University

September

1 Milwaukee
5 @ IUPUI
8 Northern Kentucky
12 Kentucky
15 @ Akron
20 @ Jacksonville State*
22 @ Tennessee Tech*
27 @ Eastern Illinois*

October

4 Austin Peay*
6 Murray State*
11 Southeast Missouri*
13 UT Martin*
18 Belmont*
20 @ Morehead State*
24 @ SIUE*

#-Exhibition Game

EKUSports.com

#LETSSOAR





JACKSONVILLE STATE

General Information

Location.....Jacksonville, Ala.
Population.....12,548
Enrollment.....8,567
Nickname.....Gamecocks
Colors.....Red & White
President.....Dr. John M. Beehler
Athletic Director.....Greg Seitz



Neil Macdonald
Head Coach



Cheyenne Carden
Senior • D/F

Facility Information

Home Field.....JSU Soccer Field
Capacity.....500
Surface.....Natural Grass

Media Relations

Soccer Contact.....Tony Schmidt
Office Phone.....(256) 782-5377
Email.....aschmidt@jsu.edu

Team Information

2018 Record.....4-11-3
OVC Record/Finish.....2-7-1 / 11th

Coaching Staff

Head Coach.....Neil Macdonald
Alma Mater.....Augusta State, 1997
Career Record.....245-230-30
Record at School.....39-66-11
Assistant Coaches
Robert Gardner
Danielle Krzyzaniak

2019 Schedule	
August	
16	UAB#
23	@ Alcorn State
25	Florida International
30	Lipscomb

September	
1	@ North Alabama
5	@ Troy
8	@ Alabama State
12	Alabama
15	Mercer
20	Eastern Kentucky*
22	Morehead State*
29	@ SIUE*

October	
4	@ Eastern Illinois*
6	@ Belmont*
11	Austin Peay*
13	Tennessee Tech*
18	Murray State*
25	@ Southeast Missouri*
27	@ UT Martin*

Exhibition Game

JSUGamecockSports.com



MOREHEAD STATE

General Information

Location.....Morehead, Ky.
Population.....6,845
Enrollment.....10,200
Nickname.....Eagles
Colors.....Blue & Gold
President.....Dr. Wayne D. Andrews
Athletic Director.....Brian Hutchinson



Warren Lipka
Head Coach



Ashley Ritchie
Senior • F

Facility Information

Home Field.....Jayne Stadium
Capacity.....10,000
Surface.....Turf

Media Relations

Soccer Contact.....Ted McCoart
Office Phone.....(606) 783-2557
Email.....tbmccoart@moreheadstate.edu

Team Information

2018 Record.....5-14
OVC Record/Finish.....4-6 / 8th

Coaching Staff

Head Coach.....Warren Lipka
Alma Mater.....South Carolina, 1978
Career Record.....260-237-52
Record at School.....78-100-23 (9)
Assistant Coach
Trip Rogers
Lauren Smith

2019 Schedule	
August	
15	Marshall#
17	@ Northern Kentucky#
22	Butler
25	@ Louisville

September	
1	Akron
6	Miami (Ohio)
8	@ Indiana
13	Wright State
15	@ Southern Illinois
20	@ Tennessee Tech*
22	@ Jacksonville State*
27	Belmont*
29	Purdue Fort Wayne

October	
4	Murray State*
6	@ Eastern Illinois*
11	UT Martin*
13	Southeast Missouri*
18	@ Austin Peay*
20	Eastern Kentucky*
27	@ SIUE*

Exhibition Game

MSUEagles.com

#LETSSOAR






MURRAY STATE

General Information

Location.....Murray, Ky.
Population.....17,741
Enrollment.....9,466
Nickname.....Racers
Colors.....Navy & Gold
President.....Dr. Robert Jackson
Athletic Director.....Kevin Saal



Matt Lodge
Head Coach



Miyah Watford
Senior • F

Facility Information

Home Field.....Cutchin Field
Capacity.....800
Surface.....Natural Grass

Media Relations

Soccer Contact.....Dan Hasko
Office Phone.....(270) 809-7051
Email.....dhasko@murraystate.edu

Team Information

2018 Record.....13-5-1
OVC Record/Finish.....7-3 / 2nd
2018 OVC Tournament Champions

Coaching Staff

Head Coach.....Matt Lodge
Alma Mater.....Kentucky, 2014
Career Record.....13-5-1 (2)
Record at School.....Same
Assistant Coach
Ryan Jones

2019 Schedule

August
14 @ Western Kentucky#
22 Xavier
25 @ Samford
30 Indiana

September

1 @ Northern Kentucky
5 @ Missouri
8 Ole Miss
13 Arkansas State
15 @ Missouri State
22 SIUE*
27 UT Martin*
29 Southeast Missouri*

October

4 @ Morehead State*
6 @ Eastern Kentucky*
11 @ Tennessee Tech*
18 @ Jacksonville State*
20 Austin Peay*
25 @ Belmont*
27 Eastern Illinois*

Exhibition Game

GoRacers.com



SIUE

General Information

Location.....Edwardsville, Ill.
Population.....26,600
Enrollment.....14,142
Nickname.....Cougars
Colors.....Red & White
Chancellor.....Dr. Randall Pembroke
Athletic Director.....Tim Hall



Derek Burton
Head Coach



Andrea Frerker
Junior • MF

Facility Information

Home Field.....Korte Stadium
Capacity.....3,000
Surface.....Turf

Media Relations

Soccer Contact.....Joe Pott
Office Phone.....(618) 650-2860
Email.....jpott@siue.edu

Team Information

2018 Record.....6-9-2
OVC Record/Finish.....4-5-1 / t5th

Coaching Staff

Head Coach.....Derek Burton
Alma Mater.....Arkansas-Little Rock '97
Career Record.....83-91-25 (11)
Record at School.....Same
Assistant Coaches
Morgan Betscher
Alexis Smith

2019 Schedule

August
10 @ Illinois State#
13 @ Saint Louis#
17 IUPUI#
23 @ Northern Colorado
25 @ Colorado State

September

1 @ Indiana State
8 Missouri State
13 Chicago State
15 Iowa State
19 @ Austin Peay*
22 @ Murray State*
26 Tennessee Tech*
29 Jacksonville State*

October

3 @ Southeast Missouri*
6 @ UT Martin*
10 Belmont*
13 @ Eastern Illinois*
18 @ Southern Illinois*
24 Eastern Kentucky*
27 Morehead State*

Exhibition Game

SIUECougars.com

#LETSSOAR





TENNESSEE TECH

General Information

Location.....Cookeville, Tenn.
Population.....31,335
Enrollment.....10,504
Nickname.....Golden Eagles
Colors.....Purple & Gold
President.....Dr. Phil Oldham
Athletic Director.....Mark Wilson



Steve Springthorpe
Head Coach



Kendall Powell
Junior • F/MF

Facility Information

Home Field.....Tech Soccer Field
Capacity.....800
Surface.....Natural Grass

Media Relations

Soccer Contact.....Dylan Vazzano
Office Phone.....(931) 372-3293
Email.....dvazzano@tnitech.edu

Team Information

2018 Record.....7-8-2
OVC Record/Finish.....3-5-2 / 9th

Coaching Staff

Head Coach.....Steve Springthorpe
Alma Mater.....Methodist University
Career Record.....119-125-31 (14)
Record at School.....38-42-15 (5)
Assistant Coaches
Corey Boyd
Kelsey Brouwer
Abi Gearing

2019 Schedule

August
11 Southern Illinois#
18 Chattanooga#
23 v. South Alabama
25 @ Troy
30 @ Arizona State

September

1 v. Arizona
6 @ North Alabama
8 Appalachian State
13 Evansville
15 Lipscomb
20 Morehead State*
22 Eastern Kentucky*
26 @ SIUE*

October

4 @ Belmont*
6 Austin Peay*
11 Murray State*
13 @ Jacksonville State*
18 @ Eastern Illinois*
25 UT Martin*
27 @ Southeast Missouri*

#-Exhibition

TTUSports.com




UT MARTIN

General Information

Location.....Martin, Tenn.
Population.....11,473
Enrollment.....6,827
Nickname.....Skyhawks
Colors.....Navy Blue & Orange
Chancellor.....Dr. Keith Carver
Athletic Director.....Kurt McGuffin



Phil McNamara
Head Coach



Alexius Thomas
Senior • D

Facility Information

Home Field.....Skyhawk Field
Capacity.....750
Surface.....Natural Grass

Media Relations

Soccer Contact.....Alex Boggis
Office Phone.....(731) 881-7694
Email.....daboggis@utm.edu

Team Information

2018 Record.....15-3-1
OVC Record/Finish.....9-0-1 / 1st

Coaching Staff

Head Coach.....Phil McNamara
Alma Mater.....King College, 2000
Career Record.....250-121-22 (19)
Record at School.....84-72-15 (9)
Assistant Coach
Leslie Gillies

2019 Schedule

August
11 @ North Alabama#
18 Christian Brothers#
22 Arkansas State
25 Little Rock
29 @ Evansville

September

1 @ Western Carolina
5 @ Mississippi State
8 @ MTSU
12 Indiana
15 @ Wright State
20 Eastern Illinois*
22 Belmont*
27 @ Murray State*
29 @ Austin Peay*

October

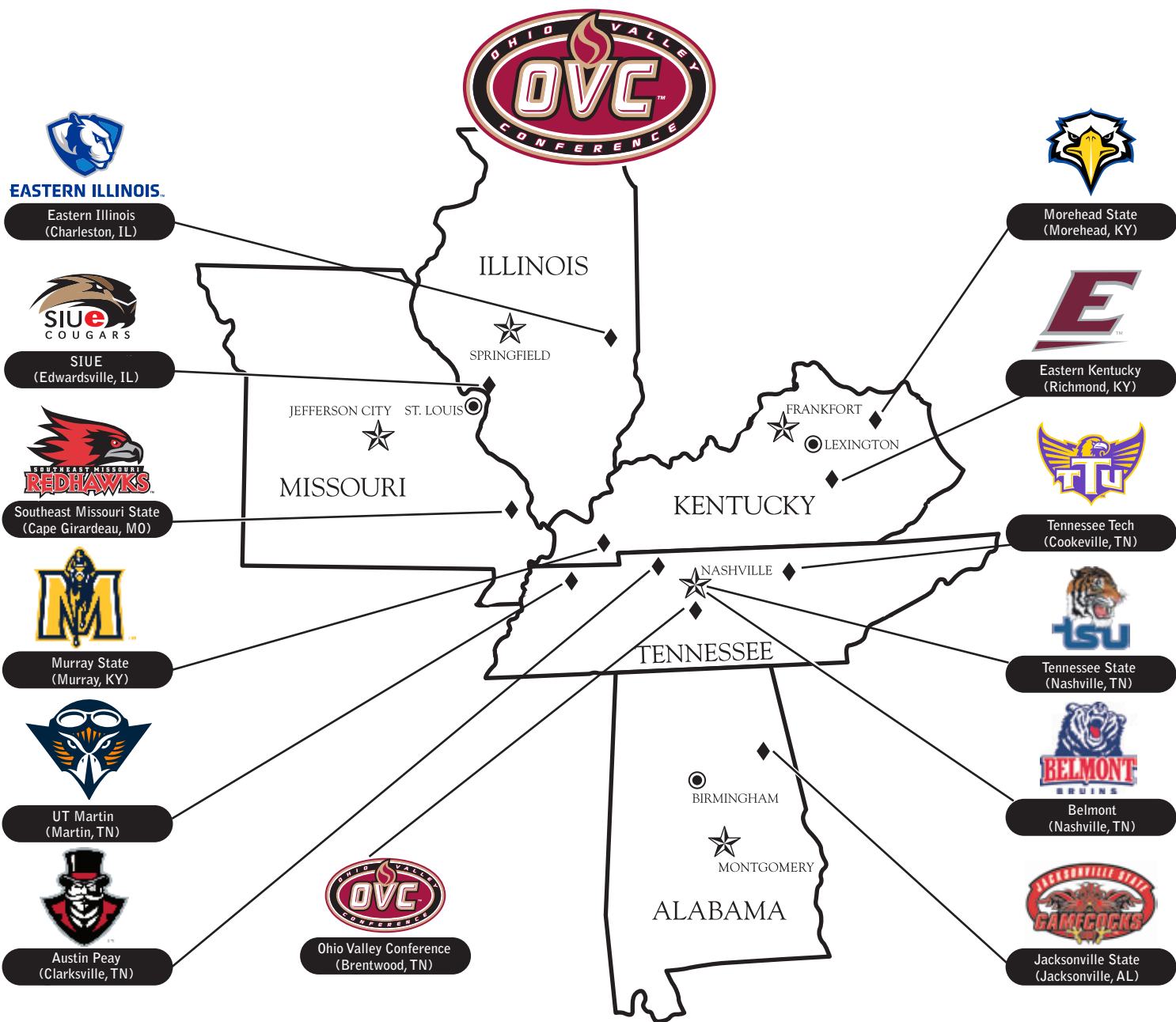
6 SIUE*
11 @ Morehead State*
13 @ Eastern Kentucky*
20 Southeast Missouri*
25 @ Tennessee Tech*
27 Jacksonville State*

Exhibition Game

UTMSports.com

#LETSSOAR





#LETSSOAR



SEMO

BRING YOUR BIG IDEAS.

**And make
them count.**

Your big ideas will be in good company here. Whatever you choose to study, chances are the program is at the head of its class. And if you're at the head of yours, you can join our honors program and elevate your learning experience even further.



SOUTHEAST MISSOURI
STATE UNIVERSITY • 1873



**SOUTHEAST BOASTS 20+ NATIONALLY
AND INTERNATIONALLY ACCREDITED
PROGRAMS, INCLUDING:**

- / ATHLETIC TRAINING
- / BUSINESS
- / CHEMISTRY
- / COMPUTER SCIENCE
- / DIETETICS
- / EDUCATION
- / ENGINEERING PHYSICS
- / INTERIOR DESIGN
- / MASS COMMUNICATION
- / MUSIC
- / NURSING
- / SOCIAL WORK
- / THEATRE



**GETTING INTO MEDICAL
SCHOOL ISN'T EASY —
WE JUST MAKE IT LOOK
THAT WAY. SOUTHEAST'S
PRE-MED STUDENTS ARE
ACCEPTED TO**

**medical
school well
above the
national
average.**

Like our students, Southeast faculty members come from around the country, hailing from leading institutions such as:

- / Boston Conservatory of Music
- / Carnegie Mellon University
- / Harvard University
- / Pennsylvania State University
- / Purdue University
- / Texas A&M University
- / Tulane University
- / University of Florida
- / University of Michigan
- / Vanderbilt University
- / Yale University



**COME HERE
AS A STUDENT.**

**And go
anywhere
as a
teacher.**

Southeast education graduates work as faculty members in school districts across the nation, and in more than 35 countries around the world.

1:21
faculty-
student
ratio

**Full-time
faculty**

lead most classes, not
teaching assistants —
starting with freshman year.

**THE DONALD L. HARRISON
COLLEGE OF BUSINESS
CONSISTENTLY MAKES THE
PRINCETON REVIEW'S LIST OF
top business
schools.**



ROLL UP YOUR SLEEVES AND GET DOWN TO BUSINESS.

Or education, public policy, communications or journalism — whatever your major, expect to learn a lot in class and even more in practice. And here, that practice happens on the latest technology and in real-world settings. You'll experiment and collaborate in just about all of your coursework. And you'll put new knowledge into action right from the start.



YOUR NEXT BIG IDEA could happen anywhere. But you'll give it legs and watch it run at **Catapult Creative House**, our student-run idea incubator and launchpad for innovation. Get to work in our creative labs, 3D modeling and printing gallery, and impact studio. It's where you'll turn your concepts into prototypes, your prototypes into products, and your products into sales.

THE BEST PLACE TO LEARN ABOUT U.S. POLICY is where it's actually being shaped. So you'll go to the **Center for Strategic and International Studies (CSIS) in Washington, D.C.**, for part of our University Studies course. For four exhilarating days, you'll work directly with researchers and consultants who advise national leaders. And if you're really on top of your game, you may end up influencing the strategies you've come to study.



INTERNSHIPS

RÉSUMÉS ARE BUILT—NOT WRITTEN.

The workforce is just that: a force. And it's one you'll meet head on at Southeast Missouri State. We'll help you find internships (that's plural on purpose) and coach you through any challenges or questions that come your way.



SET OUT AND JOIN IN.

Earn your wings early. Chew your way into campus history. Share your musical gift. Meet your new brothers or sisters. Whatever you do — whether it's joining a club or carrying on a tradition — just know that you won't do it alone (except the chewing part).

21

SOCIAL FRATERNITIES AND SORORITIES

Representing the IFC, Panhellenic and NPHC Councils. Many of them call Greek Hill home. And in Fall 2016, a new Greek Village will open on campus, providing an expanded Greek community where thousands of students will make new memories of brotherhood and sisterhood.



180+ student groups

With organizations on campus from A (Adult Recess improv group) to Z (Zeta Phi Beta Sorority), there's something to meet every professional, social, recreational or religious interest. And if you can't find what you're looking for, form your own group.

We honor our heritage by sticking to our traditions.

Some of them, quite literally. For years, students have been making the trek up **Cardiac Hill** (a tradition in its own right) to add their chewing gum to our infamous **Gum Tree**.



MAKE ART THAT INSPIRES.

And do it on
a campus
that's equally
inspiring.



Built
our R
Miss
arts. I
in the
Perfo
Come
the la
breat

Dobbins River Campus Center

Inside this living-learning center, you can make a masterpiece, make dinner and make your bed without ever leaving the **River Campus**.

In addition to a residence hall, dining facilities and contemporary classrooms, the **Cultural Arts Center** offers professional-level theatres, costume and scene shops, music rehearsal and gallery space, and dance and art studios — each equipped to inspire ovation-worthy works of art.





on the banks of the Mississippi,
iver Campus is the only one in
ouri dedicated entirely to the
But you don't have to be a student
e Holland School of Visual and
rming Arts to appreciate it.
e catch a performance. Explore
test exhibits. Or just enjoy the
htaking river views.

Five venues for exhibiting your talent — including theatres, a recital hall and galleries — set the stage for

**more than
a hundred
different
events
each year.**

Among our student-produced musical performances, you'll hear everything from the classics to the contemporary — including Brahms' *Double Concerto in A Minor* and Andrew Lipka's *The Addams Family*.



**Southeast makes it
affordable to do what
you dream of doing,
and we're recognized
as one of the country's
institutions with
the least indebted
students.**

LEARN MORE

about our \$17 million in
annual scholarships at
semo.edu/scholarships.

**SEE FOR YOURSELF
WHAT YOU'LL DO HERE**

Call us at (573) 651-2590
or schedule a visit at
semo.edu/visit.

OFFICE OF ADMISSIONS

One University Plaza, MS 3550
Academic Hall 100D
Cape Girardeau, Missouri 63701

573.651.2590

admissions@semo.edu

APPLY

We can't wait to see what you do.
But first, you'll need to get in.
semo.edu/apply





**DO
YOU
HAVE
THE
WILL
TO**

serve all
community
members?



**SOUTHEAST MISSOURI
STATE UNIVERSITY · 1873**

2019 SOCCER SCHEDULE

Aug. 10	Memphis	7:00 PM
Aug. 14	@ Missouri State	4:00 PM
Aug. 17	@ Southern Illinois	7:00 PM
Aug. 25	Southern Mississippi	2:00 PM
Aug. 29	v. Arkansas ^{&}	4:30 PM
Sept. 1	@ Ole Miss	2:00 PM
Sept. 6	@ Evansville	7:00 PM
Sept. 20	Belmont*	6:30 PM
Sept. 22	Eastern Illinois*	2:00 PM
Sept. 27	@ Austin Peay*	7:00 PM
Sept. 29	@ Murray State*	1:00 PM
Oct. 3	SIU Edwardsville*	6:30 PM
Oct. 6	Southern Illinois	2:00 PM
Oct. 11	@ Eastern Kentucky*	3:00 PM

Oct. 13	@ Morehead State*	1:00 PM
Oct. 20	@ UT Martin*	2:00 PM
Oct. 25	Jacksonville State*	6:30 PM
Oct. 27	Tennessee Tech*	2:00 PM
Nov. 1	OVC Tournament First Round	TBA
Nov. 3	OVC Tournament Quarterfinals	TBA
Nov. 8	OVC Tournament Semifinals	TBA
Nov. 10	OVC Tournament Championship	TBA

Home games are in **BOLD** and played at Capaha Field.

*- Denotes Ohio Valley Conference game

[&]- Played at Ole Miss

Times and dates are subject to change.

Select series will be broadcasted on ESPN+.

