

YOUR REDHAWKS

2019 SOUTHEAST MISSOURI SOFTBALL



2019 OVC Softball Tournament
Wednesday-Saturday, May 8-11, 2019
Choccolocco Park
Jacksonville, Ala.

2019 OVC SOFTBALL TOURNAMENT

Dates.....Wednesday-Saturday, May 8-11, 2019
Location.....Oxford, Ala.
Facility.....Choccolocco Park
OVC Tournament Record.....39-27
Video.....ESPN+
Live Stats.....OVCSports.com

Participating Teams...#1 Southeast Missouri (41-15),
#2 Jacksonville State (34-13),
#3 Austin Peay (31-20), #4 Murray State (26-25),
Eastern Kentucky (30-18), Belmont (30-21),
UT Martin (29-26), SIUE (16-27)

Strategic Communications
Jeff Honza
Assistant Director of Athletics
Phone: (573) 651-2933
Email: redhawk1@me.com

GOSOUTHEAST.COM

#LETSSOAR

2019 SCHEDULE/RESULTS

February (9-6)

8	vs. South Dakota State !	W, 7-3
8	at Northern Iowa !	W, 5-1
9	at Northern Iowa !	W, 16-0 (5)
9	vs. Toledo !	W, 7-5
10	vs. Drake !	L, 1-6
15	vs. Wichita State @	L, 0-8 (5)
15	vs. Abilene Christian @	W, 10-2 (5)
16	at Louisiana Tech @	L, 3-11 (5)
16	vs. Fairleigh Dickinson @	W, 8-0 (6)
17	vs. Mississippi Valley State @	W, 7-0
21	at #12 Arkansas # SEC NETWORK+	L, 1-7
22	vs. Drake #	L, 2-6
22	at #12 Arkansas #	W, 6-1
23	vs. Drake #	L, 5-7
23	vs. IUPUI #	W, 5-3

March (16-2, 3-1 OVC)

1	vs. UL-Monroe \$	W, 8-0 (6)
1	at Central Arkansas \$	W, 11-7
2	vs. Coppin State \$	W, 11-5
2	vs. Missouri State \$	L, 4-7
5	Loyola-Chicago (DH)	Cancelled
8	vs. UMKC %	W, 8-2
8	at Kansas % ESPN+	W, 2-0
9	vs. UMKC %	W, 8-2
10	vs. Maine %	W, 6-2
10	at Kansas %	W, 2-1
14	Missouri State	W, 5-2
16	vs. Northern Illinois &	W, 14-4 (5)
16	vs. Omaha &	W, 9-4
17	vs. Detroit-Mercy &	W, 9-0 (6)
17	vs. Omaha &	W, 3-1
23	at Tennessee State*	W, 8-0; W, 11-1 (6)
24	at Belmont* ESPN+	W, 3-2; L, 0-7

April (13-7, 12-4 OVC)

1	Eastern Kentucky* (DH)	W, 4-1; W, 9-7
6	at SIU Edwardsville* (DH) ESPN+	W, 14-1; L, 3-4
10	at UT Martin* (DH)	W, 1-0; W, 6-0
12	Austin Peay* (DH) ESPN+	L, 2-5; W, 9-0 (5)
15	Murray State* (DH) ESPN+	L, 4-8; W, 9-1 (5)
16	Southern Illinois ESPN+	L, 3-9
17	Saint Louis ESPN+	W, 4-3
20	Eastern Illinois* (DH) ESPN+	W, 11-3 (5); W, 8-5
23	at Missouri (DH) SEC NETWORK+	L, 3-4; L, 1-4
26	at Tennessee Tech* (DH)	W, 1-0; W, 6-5
28	at Jacksonville State* (DH) ESPN+	L, 0-1; W, 3-1

May (3-0, 2-0 OVC)

1	at Saint Louis	W, 3-1
4	Morehead State* (DH)	W, 7-0; W, 9-0 (5)
8	vs. Winner of #4 Murray State and #5 Eastern Kentucky or #8 SIUE	Oxford, Ala.

! - UNI Dome Classic (Cedar Falls, Iowa); @ - Louisiana Tech Invitational (Ruston, La.); # - Razorback Invitational (Fayetteville, Ark.); UCA Classic (Conway, Ark.); % - Jayhawk Classic (Lawrence, Kan.); & - Billiken Spring Tournament (St. Louis, Mo.)
• - Denotes Ohio Valley Conference Game
Home Games in **Bold** All Times Central and Subject to Change

Redhawks Ready for Postseason Play

Top-seeded Southeast Missouri (41-15) heads to this week's Ohio Valley Conference Tournament scheduled for May 8-11 at Choccolocco Park in Oxford, Alabama. The Redhawks received a double-bye and will face the winner of #4 Murray State (26-25) and #5 Eastern Kentucky (30-18) or SIU Edwardsville (16-27) Thursday at 12:30 p.m., CT, Thursday.

Follow the Redhawks

Video for all games of the 2019 Ohio Valley Conference Tournament is available at ESPN+. Live stats can be accessed online at OVCSports.com. Twitter updates provided @SEMOsoftball.

Oxford Bound

Southeast Missouri clinched a spot in the eight-team Ohio Valley Conference Tournament for the second year in a row and third time in five years under head coach Mark Redburn. SEMO is looking to give Redburn his first OVC Tournament win this week.

Choccolocco Park

The Ohio Valley Conference Softball Tournament will be held at Choccolocco Park in Oxford, Alabama for the fourth-straight year in 2019. This year marks the 26th the Championship has been held and seventh year it has featured eight teams. Prior to 2016, the tournament was held at the site of the No. 1 seed. Jacksonville State won the title all three years the OVC Tournament has been held in Oxford.

OVC Tournament History

Southeast Missouri makes its 18th all-time Ohio Valley Conference Tournament appearance in 2019. The Redhawks are 39-27 in OVC Tournament play. Southeast has won a total of five OVC Tournament titles (1994, 1996, 1997, 1998, 1999) in its program's history.

SEMO Gets #1 Seed

For the first time since 1999, also the last year it won an Ohio Valley Conference Tournament title, Southeast Missouri is a #1 seed. SEMO was awarded the #1 seed after winning a coin flip to break its tie with Jacksonville State. OVC Commissioner Beth DeBauche administered the coin toss at the league office in Brentwood, Tennessee 30 minutes after the conclusion of Sunday's doubleheader between Austin Peay and SIU Edwardsville. Had APSU swept SIUE, the Redhawks would have clinched the #1 seed and a coin flip would not have been necessary. Both school's names were put in a hat before the coin toss and JSU was drawn. JSU Head Coach Jana McGinnis called tails, but the coin landed heads giving SEMO the top seed. The Redhawks and Gamecocks had identical composite records (4-2) against Eastern Kentucky, Austin Peay and Murray State, which all finished tied at 16-6; the same records (1-1) against Belmont; the same records (2-0) against UT Martin; and

THIS IS SEMO

Southeast Missouri or **SEMO** is the preferred reference for Southeast Missouri State University athletic teams. Southeastern Missouri State is not an acceptable reference.



YOUR REDHAWKS

2019 OVC SOFTBALL TOURNAMENT GUIDE

the exact composite records (3-1) versus Tennessee Tech and SIUE which tied for eighth.

OVC Champs

The Redhawks shared this year's Ohio Valley Conference regular season title with Jacksonville State. Southeast Missouri and JSU finished with 17-5 records atop the standings. The Redhawks officially clinched a piece of the title when they swept Morehead State in a doubleheader on May 3. It is SEMO's sixth OVC regular season crown all-time and first since 1999.

Tournament Field

The 2019 Ohio Valley Conference Tournament field includes #1 Southeast Missouri (41-15), #2 Jacksonville State (34-13), #3 Austin Peay (31-20), #4 Murray State (26-25), #5 Eastern Kentucky (30-18), #6 Belmont (30-21), #7 UT Martin (29-26) and #8 SIU Edwardsville (16-27). Here is how the Redhawks fared against those teams this season:

vs. Jacksonville State	1-1
vs. Austin Peay	1-1
vs. Murray State	1-1
vs. Eastern Kentucky	2-0
vs. Belmont	1-1
vs. UT Martin	2-0
vs. SIUE	1-1

OVC Tournament Records

Southeast Missouri has a total of 39 wins in 17 trips to the Ohio Valley Conference Tournament. The Redhawks are 5-0 vs. Austin Peay; 8-4 vs. Eastern Illinois; 2-5 vs. Eastern Kentucky; 1-5 vs. Jacksonville State; 3-2 vs. Middle Tennessee; 3-1 vs. Morehead State; 1-0 vs. Samford; 1-1 vs. SIU Edwardsville; 2-0 vs. Tennessee State; 7-4 vs. Tennessee Tech; and 6-5 vs. UT Martin in OVC Tournament play.

As the #1 Seed

The Redhawks hold a 17-5 record as the #1 seed in their Ohio Valley Conference Tournament history. Southeast Missouri also clinched the top seed in the 1995, 1996, 1997, 1998 and 1999 tournaments. The Redhawks

won the OVC Tournament four of the five times they were the #1 seed.

Coming Up On 300

Mark Redburn is two wins away from getting 300 in his head coaching career. Redburn has an all-time record of 298-349 in 15 years as a head coach. A total of 132 have come at Southeast Missouri.

RPI Rating

Southeast Missouri boasts a RPI of 65 (through games May 5). Fellow Ohio Valley Conference member Jacksonville State (86) also ranks among the top 100 in RPI.

Records Are Falling

The 2019 Southeast Missouri softball team has broken nine single-season records through 56 games. Here is that list:

New Record	Previous Record
325 Runs Scored	277 (1998)
67 Home Runs	57 (2007)
762 Total Bases	668 (2011)
82 Stolen Bases	70 (2018)
103 Stolen Base Att.	107 (2017)
9 Saves	7 (2018)
296 Batters Struck Out	273 (2009)
41 Wins	40 (1986)
282 RBI	276 (1986)

Most Wins

With its sweep of Morehead State (May 3), Southeast Missouri reached a program record 41 victories. SEMO surpassed its previous mark of 40 wins during the 1986 season. The 2019 campaign is the Redhawks 25th winning season.

Senior Class

Southeast Missouri's senior class consisting of Mykaela Arellanes, Parker Bandy, Mackenzie Long, Sarah Messex and Haley Thogmartin have won a total of 113 games during their Southeast Missouri careers (2016-19). This year's senior class won the most games since the 1996-1999 group (141).

2019 OVC STANDINGS (FINAL REGULAR SEASON)

School	Conference				Overall			
	W	L	I	Pct.	W	L	I	Pct.
Southeast Missouri	17	5	0	.773	41	15	0	.732
Jacksonville State	17	5	0	.773	34	13	0	.723
Austin Peay	16	6	0	.727	31	20	0	.608
Murray State	16	6	0	.727	26	25	0	.510
Eastern Kentucky	16	6	0	.727	30	18	0	.625
Belmont	12	10	0	.545	30	21	0	.588
UT Martin	10	12	0	.455	29	26	0	.527
SIUE	8	14	0	.364	16	27	0	.372
Tennessee Tech	8	14	0	.364	18	27	0	.400
Tennessee State	6	16	0	.273	13	29	0	.310
Eastern Illinois	5	17	0	.227	16	39	0	.291
Morehead State	1	21	0	.045	3	42	0	.067

OVC TOURNAMENT SCHEDULE

Wednesday, May 8

- G1 - #6 Belmont vs. #7 UT Martin, 10 a.m., CT
- G2 - #5 Eastern Kentucky vs. #8 SIUE, 12:30 p.m., CT
- G3 - #3 Austin Peay vs. Winner Game 1, 3 p.m., CT
- G4 - #4 Murray State vs. Winner Game 2, 5:30 p.m., CT

Thursday, May 9

- G5 - #2 Jacksonville State vs. Winner Game 3, 10 a.m., CT
- G6 - #1 Southeast Missouri vs. Winner Game 4, 12:30 p.m., CT
- G7 - Loser Game 4 vs. Loser Game 5, 3 p.m., CT
- G8 - Loser Game 3 vs. Loser Game 6, 5:30 p.m., CT

Friday, May 10

- G9 - Winner Game 7 vs. Winner Game 8, 11 a.m., CT
- G10 - Winner Game 5 vs. Winner Game 6, 1:30 p.m., CT
- G11 - Winner Game 9 vs. Loser Game 10, 4 p.m., CT

Saturday, May 11

- G12 - Winner Game 10 vs. Winner Game 11, 11 a.m., CT
- G13 - Pairing Repeated (if necessary), 30 minutes after



YOUR REDHAWKS

2019 OVC SOFTBALL TOURNAMENT GUIDE

Anderson Approaching Single-Season Hits Record

With her Ohio Valley Conference high 73 hits, center fielder Rachel Anderson needs only one more to break Southeast Missouri's all-time single-season record in that category. Anderson currently shares the record with Carmen Fowler (73 hits, 2011). Anderson has a total of 25 multiple-hit games this season and 58 in her career.

41 or More Wins

Southeast Missouri is one of 12 teams in the nation with 41 or more wins this season (as of games through May 5). The Redhawks rank 27th in the country with a .732 winning percentage at 41-15 overall. Here is the list of teams with 41 or more victories in NCAA Division I softball this year:

Oklahoma.....	48-2 (.960)
UCLA.....	45-3 (.938)
Louisiana.....	47-4 (.922)
Alabama.....	50-6 (.893)
James Madison.....	44-7 (.863)
Florida State.....	48-8 (.857)
Washington.....	42-7 (.857)
Virginia Tech.....	45-8 (.849)
Northwestern.....	42-9 (.824)
Texas.....	41-12 (.774)
Louisiana Tech.....	41-14 (.745)
Southeast Missouri.....	41-15 (.732)

Ellis Close to Home Run Record

Junior first baseman Ashley Ellis needs two home runs to break Southeast Missouri's single-season record. Ellis leads the team and ranks second in the Ohio Valley Conference with 15 round-trippers this year. Kayla Fortner presently holds the school's single-season record with 16 in 2015.

Welcome to the Top 10

Haley Thogmartin joined Southeast Missouri's top 10 single-season wins leaders. Thogmartin is 19-6 in the circle this year and ranks fifth all-time along with Debbi Schmelz (19, 1998), Elaine Fisher (19, 2008) and Giana Zimmerman (19, 2009). Thogmartin's 19 victories are a career-high. She ranks third in the Ohio Valley Conference in earned run average (1.73), fifth in innings pitched (149.2), sixth in strikeouts (122), third in wins and tied for second in

games started (27). Thogmartin is tied for ninth among SEMO's all-time career leaders with 41 victories.

Anderson Among National Leaders

Center fielder Rachel Anderson ranks among national leaders in batting average (8th, .453), hits (11th, 73), triples per game (3rd, 0.16), total bases (5th, 139), triples (2nd, 9), on-base percentage (11th, .548) and slugging percentage (12th, .863). Anderson is one of nine players in the country hitting over .450.

Rook Throws Perfect Game

Sophomore Rachel Rook was named this week's Ohio Valley Conference Pitcher of the Week. A native of Republic, Missouri, Rook pitched a perfect game to help Southeast Missouri clinch a share of the OVC regular-season title. She struck out 12 of the 15 hitters she faced in her remarkable performance against Morehead State (May 3). Her 12 strikeouts marked a career-high and are the most by a Redhawk pitcher this season. SEMO has won four OVC Pitcher of the Week honors in 2019.

Hottest Team

Southeast Missouri is the hottest team entering this week's Ohio Valley Conference Tournament. The Redhawks carry a four-game winning streak to Oxford, Alabama. SEMO has also won six of its last seven contests.

Redhawks Beat Jacksonville State

Southeast Missouri split its final road doubleheader of the season at Ohio Valley Conference leader Jacksonville State (Apr. 28). After dropping game one, 1-0, SEMO rallied to win the nightcap, 3-1. Rachel Anderson narrowly missed hitting for the cycle going 3-for-3 with a double, run scored, home run and two RBI. It marked just the second time the Redhawks beat JSU in Jacksonville.

Anderson and Ellis Break Single-Season RBI Record

Rachel Anderson and Ashley Ellis both surpassed Southeast Missouri's all-time single-season RBI record in 2019. Anderson and Ellis have 53 and 52 RBI, respectively. The

previous record of 48 was held by Kayla Fortner (2015) and Renee Kertz (2011).

10-Home Run Crew

For the first time in program history, Southeast Missouri has three players with 10 or more home runs in a season. Ashley Ellis leads the way with 15, while Rachel Anderson and Claudia Gallo follow with 12 and 10, respectively. Sarah Messex is next in line to join the group with nine round-trippers.

Welcome to the Club

Four different players have broken a Southeast Missouri single-season record this year. Ellis set a RBI record with 52. Rachel Anderson established new marks in total bases (139) and RBI (53). Mykaela Arellanes (51 runs scored) and Claudia Gallo (16 hit by pitch) are the others.

Conference Winning Percentage

Southeast Missouri finished Ohio Valley Conference play with a 17-5 record and .772 winning percentage. SEMO registered its highest winning percentage in conference play since 1999 (16-2, .889). The Redhawks notched their most league victories in a season since 2011 (17-12).

Home Run Record

Southeast Missouri set a new single-season record in home runs this year. The Redhawks rank 25th in the nation in home runs per game (1.2) and have collected 67 through 56 contests. The school's previous single-season record was 57 in 2007. SEMO hit a home run in 34 games this season and went 19 of those contests with two or more. Ten different Redhawks have homered in 2019.

That Was Fast

The Redhawks were the quickest team in the Ohio Valley Conference to 30 wins in 2019. Southeast Missouri hit that mark when it beat UT Martin, 1-0, 6-0, on Apr. 10. The Redhawks, presently have an all-time single-season record 41 wins. SEMO posted 30 or more wins in consecutive seasons for the first time since 1999 (31-17) and 2000 (31-24), and has a total of seventeen 30-win seasons in its program history.

YOUR REDHAWKS

2019 OVC SOFTBALL TOURNAMENT GUIDE

Arellanes Breaks Single-Season Runs Record

Mykaela Arellanes broke Southeast Missouri's all-time single-season record in runs scored in the Redhawks doubleheader sweep of Eastern Illinois (Apr. 20). Arellanes leads the Ohio Valley Conference in runs scored. Her 51 runs this season surpassed the school's previous record of 48 by Kim Palmer in 1998. Rachel Anderson is also in line to pass that mark as she stands with 48 runs scored.

Top of the OVC

The Redhawks lead the Ohio Valley Conference in slugging percentage (.520), fielding percentage (.969), runs (325), hits (442), RBI (282), triples (23), home runs (67), total bases (762), hit by pitch (38), total plate appearances (1,694), batters struck out looking (80), ERA (2.62), wins (41) and fielding double plays (22). Individually, Rachel Anderson leads the OVC in batting average (.453), slugging percentage (.863), on-base percentage (.548), hits (73), RBI (53), triples (9) and total bases (139); Mykaela Arellanes leads the conference in runs scored (51); Ashley Ellis is first in fielding double plays (14); and Claudia Gallo leads the league in hit by pitch (16).

Aiming for 20

Pitcher Haley Thogmartin enters the postseason with a 19-6 record inside the circle. Thogmartin is just one win away from reaching 20 this season. If that happens, Thogmartin will become the first pitcher to win 20 games in a season during Southeast Missouri's NCAA Division I era (since 1992). Debbie Schmelz (19-6, 1998), Elaine Fisher (19-20, 2008) and Giana Zimmerman (19-9, 2009) have come the closest to hitting that mark since the Redhawks turned Division I. Fisher is the school's all-time single-season leader with 30 wins in 1991, while SEMO's last pitcher to win 20 games was Missy Sanges (20-7) in 1989.

200th Start

Sarah Messex made her 200th career start at shortstop against Missouri (Apr. 23). Messex has never missed a start in her four-year career. She is one of five players who started all 56 games this season. Messex (208 starts) became the fifth player in Southeast Missouri

softball history to start over 200 games. The others are Renee Kertz (214, 2009-12), Carmen Fowler (209, 2008-11), Michelle Summers (208, 2005-08) and Megan McDonald (207, 2005-08).

Redhawks at Home

Southeast Missouri went 10-3 at home this season and posted a winning record at the Southeast Softball Complex for the second-straight year. Combined, the Redhawks are 23-6 (.793) at home in those two seasons (2018, 2019).

Power Five Wins

Mark Redburn collected two wins over Big 12 Conference member Kansas when the Redhawks won the Jayhawk Classic (Mar. 8-10). Redburn now has six wins over Power Five schools as the Redhawks head coach. Redburn recorded half of those victories this season alone as Southeast Missouri also knocked off then-#12 Arkansas (Feb. 22). He beat Arkansas again, Missouri once and Georgia Tech once for his other Power Five wins.

Walk-Off Smash

Shortstop Sarah Messex hit a walk-off home run in the bottom of the fifth inning to give Southeast Missouri an 11-3 win over Eastern Illinois (Apr. 20). Messex delivered her walk-off smash on Senior Day. It was her sixth round-tripper of the season.

13 Shutout Victories

Southeast Missouri posted a total of 13 shutout victories this season. The Redhawks have been involved in 16 shutouts this year and are 13-3 in those contests. SEMO ranks 26th in the nation in shutouts.

Anderson Goes Over 100 RBI

Rachel Anderson reached 100 career RBI with her two-run home run against Murray State (Apr. 15). Anderson, now with 112 RBI, has gone over the 100 career mark in four statistical categories. The others are runs (119), hits (192) and starts (159).

Thogmartin Clears 100 Strikeouts

Pitcher Haley Thogmartin went over 100 strikeouts when she recorded five against Saint Louis (Apr. 17). Thogmartin's 122 strikeouts currently rank sixth in the Ohio Valley Conference. It is the first time in her career that she has tallied more than 100 strikeouts in a season. In all, eight pitchers have gone over 100 strikeouts in the OVC during the 2019 campaign.

On the Road

Southeast Missouri put together a 16-7 record in true road games this season. That was the best road record of any team in the Ohio Valley Conference.

Thogmartin Wins Third OVC Pitcher of the Week Honor

Southeast Missouri senior Haley Thogmartin won her second-straight and third overall Ohio Valley Conference Pitcher of the Week honor on Apr. 15. A native of St. Louis, Thogmartin tossed two complete game shutouts to run her record to 14-3 this season. She had three strikeouts in seven innings against UT Martin (Apr. 10). Thogmartin retired the Skyhawks in order in five innings. Two days later, she threw five shutout innings in a victory over Austin Peay. Thogmartin has gone five-straight appearances without allowing an earned run. Thogmartin enters the week ranked second in the OVC in earned run average (1.55) and wins (14). In conference play alone, she boasts a staggering 0.39 ERA which is also good for second. Thogmartin is undefeated at 5-0 with four complete games, two shutouts and a save through seven appearances and six starts against league foes. The last SEMO pitcher to win OVC Pitcher of the Week honors in back-to-back weeks was Gina Zimmerman (Apr. 27, May 4) in 2009.

Redhawks Sweep OVC Honors

Southeast Missouri swept the Ohio Valley Conference weekly softball honors for the first time in nine years on Apr. 8. Junior Rachel Anderson was named OVC Player of the Week and senior Haley Thogmartin was voted OVC Pitcher of the Week unanimously. SEMO last swept the awards on Feb. 15, 2010 when Renee Kertz secured OVC Player of the Week and

YOUR REDHAWKS

2019 OVC SOFTBALL TOURNAMENT GUIDE

Whitney Dupuis took OVC Pitcher of the Week accolades. A native of Edwardsville, Illinois, Anderson had another huge week leading SEMO to a 3-1 record. She hit .750 (9-for-12) with four runs scored, four doubles, two home runs and five RBI in four starts. Anderson also drew five walks and stole two bases. She boasted a 1.583 slugging percentage and .824 on-base percentage as well. Anderson went a perfect 5-for-5 with four runs, a double, two home runs, three walks, four RBI and two stolen bases in SEMO's doubleheader sweep of Eastern Kentucky (Apr. 1). She raised her batting average to .505 and is tied for second in the nation in that category. Thogmartin, who hails from St. Louis, was outstanding in the circle going 2-0 with a save and a pair of complete game victories. She did not allow an earned run in three appearances and two starts. Thogmartin began the week going 1-0 with a save in the Redhawks doubleheader sweep of Eastern Kentucky (Apr. 1). She recorded a career-high 10 strikeouts to get the win in game one. Thogmartin then got the final out when EKU had the go-ahead run at the plate to nail down her second save of the season. Five days later, Thogmartin tossed another complete game victory with six strikeouts against SIU Edwardsville (Apr. 6). She is 12-3 with a 1.74 ERA this year. Both Anderson and Thogmartin won their respective awards for the second time in 2019.

50 Conference Wins

Mark Redburn picked up his 50th career Ohio Valley Conference win when Southeast Missouri beat Eastern Kentucky on Apr. 1. SEMO also has 17 doubleheader sweeps in OVC play with Redburn at the helm.

Hurts So Good

Claudia Gallo has been hit by pitch an Ohio Valley Conference and Southeast Missouri single-season high 16 times this year. SEMO hitters have been plunked on 38 occasions through 56 games, most in the conference in 2019. She surpassed Brooke Nett (14, 2001) for the school's new single-season mark. Gallo has been hit by a pitch 26 times in

her career. Nett is SEMO's career leader in hit by pitch (35, 2000-03).

Getting Ahead Early

Southeast Missouri has scored in the first inning in 26 games this season and is 20-6 in those contests. The Redhawks have scored first 36 times this year and are 33-3 in such games. SEMO scored a total of 63 runs in the first inning, most in any inning this year.

50 Hits

Rachel Anderson became the first Ohio Valley Conference player to reach 50 hits this season with her strong performance against Eastern Kentucky (Apr. 1). Anderson officially collected her 50th hit on a double in the sixth inning in game one of the doubleheader. She has 73 hits for an average of 1.3 per contest. Anderson has a total of 192 hits in her career. Two other Redhawks, including Mykaela Arellanes (59) and Ashley Ellis (56) have also gone over 50 hits in 2019.

Thogmartin Sets New Career-High

Pitcher Haley Thogmartin recorded a career-high 10 strikeouts in a complete game victory over Eastern Kentucky (Apr. 1). Thogmartin became the first Southeast Missouri pitcher to strike out 10 or more in a game since Keaira Schilling fanned 11 vs. Grambling State on Feb. 16, 2014. She leads the Redhawks with 122 strikeouts this season and 259 in her career. Thogmartin ranks eighth all-time in career strikeouts at SEMO.

Career Snapshot

Rachel Anderson ranks among Southeast Missouri's top 10 career leaders in a number of different categories. Anderson currently rates first in triples (23), batting average (.414) and slugging percentage (.713); third in total bases (331) and stolen bases (49); fifth in walks (77); fourth in runs scored (119); fourth in home runs (20); and fifth in hits (192). She also has 58 multiple-hit games and 29 multiple-RBI performances in three years as a Redhawk.

Strong to the Finish

The Redhawks have been strong late in games to this point of the season. Southeast Missouri is a perfect 28-0 when leading after six innings. The Redhawks have outscored their opponents, 58-35, between the sixth (31-21) and seventh (27-14) innings.

Awesome Defense

Defensively, Southeast Missouri has gone 27 games without committing an error this season. Overall, SEMO is 37-7 in games where it has one or no errors. The Redhawks are first in the Ohio Valley Conference with a .969 fielding percentage.

Top-30 in the Nation

Southeast Missouri ranks among the top 30 NCAA Division I teams in four different categories. Entering this week, the Redhawks are third in triples per game (0.41), 18th in slugging percentage (.520), 27th in won-loss percentage (.732) and 25th in home runs per game (1.20).

Individual Attention

Eight Redhawks currently rank in the national NCAA Division I softball statistics this week. Here is a list of those who rate among the top 30 individuals:

Rachel Anderson.....	2nd in Triples (9)
	3rd in Triples Per Game (0.16)
	5th in Total Bases (139)
	8th in BAVg (.453)
	11th in Hits (73)
	11th in OB% (.548)
	12th in SLG% (.863)
	25th in RBI (53)
Claudia Gallo.....	21st in HBP Per Game (0.31)
Ashley Ellis.....	23rd in RBI (51)

Productive March

Southeast Missouri closed out March with a 16-2 record. The Redhawks had a season-long 13-game winning streak and hit .329 with 26 doubles, seven triples, 19 home runs, 100 RBI and 37 stolen bases through 18 games in March. SEMO also outscored its opponents, 122-47 (+75), during that stretch. The

YOUR REDHAWKS

2019 OVC SOFTBALL TOURNAMENT GUIDE

Redhawks won four more games in March than they did a year ago (12-7).

Anderson Named OVC Player of the Week

Junior center fielder Rachel Anderson was a unanimous selection for Ohio Valley Conference Player of the Week on Mar. 18. Anderson earned the second OVC Player of the Week award of her career and SEMO's first since teammate Addison Barnouski took the honor on Mar. 26, 2018. Anderson hit .600 with multiple hits in four of five games to lead SEMO to a 5-0 record last week. She went 9-for-15 with eight runs scored, three triples, two home runs and nine RBI. Anderson broke the school's all-time career triples record when she began the week by going 2-for-4 in the Redhawks home-opening victory over Missouri State (Mar. 14). A native of Edwardsville, Illinois, Anderson tripled in three of five games and homered in back-to-back contests (vs. Northern Illinois, vs. Omaha) as SEMO won the Saint Louis Billiken Spring Tournament. She also boasted a 1.400 slugging percentage and .684 on-base percentage for the week. Defensively, Anderson did not commit an error and made an outstanding diving catch in center field to end the Redhawks win over Missouri State. She raised her batting average by 25 points, from .453 to .478, during that five-game stretch.

Anderson Breaks Career Triples Record

With her one-out RBI-triple in the first inning against Missouri State (Mar. 14), Rachel Anderson broke Southeast Missouri's all-time career triples record. Anderson currently has 23 triples in her career, including an Ohio Valley Conference and team-high nine this season. That is a +5 advantage over any OVC player in that category. Anderson surpassed Kathy Rediger (18, 1981-84), who held the previous record for 35 years.

Tough Trio

Pitchers Haley Thogmartin, Alexis Estes and Rachel Rook are all over 100 strikeouts in their respective Southeast Missouri careers. Thogmartin recorded 259, Estes has 120 and Rook has 144. That trio has also combined for 71 wins, including 35 this season alone.

Redhawks Win Second Tournament

The Redhawks went 4-0 to win the Saint Louis Billiken Spring Tournament (Mar. 16-17), their second tournament title of the season. Southeast Missouri also won the Jayhawk Classic (Mar. 8-10) with a perfect 5-0 mark. In the last 10 games, which include these two tournaments, SEMO hit .326 with 66 runs scored, 87 hits, 12 doubles, four triples, 13 home runs and 54 RBI. The Redhawks also walked 35 times, were hit by pitch on 13 occasions and stole 14 bases. SEMO boasted a .547 slugging percentage and .425 on-base percentage in that span as well.

Jayhawk Classic Champions

Southeast Missouri won the Jayhawk Classic with a perfect 5-0 record in Lawrence, Kansas on Mar. 8-10. The Redhawks beat Big 12 Conference member and tournament host Kansas twice on their home field. SEMO's 2-0 win over the Jayhawks on Mar. 8 marked the third time Kansas was shutout this year. The Redhawks outscored their opponents, 26-7, and had 10 stolen bases in five games at the Jayhawk Classic.

Big Wins for Rook

Three of Rachel Rook's eight wins this season have been against Power Five schools -- 2 vs. Kansas; 1 vs. then-#12 Arkansas. Rook also pitched the first complete game shutout of her career in a 2-0 victory over Kansas on Mar. 8. She is 9-3 with two saves and 90 strikeouts in 74.2 innings through 31 appearances and 11 starts.

Bombs Away

Ashley Ellis (24), Rachel Anderson (20), and Sarah Messex (20) are Southeast Missouri's active players with over 20 or more career home runs. That group has accounted for 38 of Southeast Missouri's 67 round-trippers this season.

Over .300

The Redhawks are one of two Ohio Valley Conference teams with a batting average above .300 this season. Southeast Missouri is hitting .302, only one point behind Eastern Kentucky (.303). Five of SEMO's

starters are hitting .326 or better, including Rachel Anderson (.453), Mykaela Arellanes (.343), Ashley Ellis (.346), Addison Barnouski (.340) and Claudia Gallo (.326).

Redburn Picks Up 100th Win at SEMO

Fifth-year head coach Mark Redburn picked up his 100th win at Southeast Missouri when the Redhawks ended the Razorback Invitational with a 5-3 win over IUPUI (Feb. 23). Redburn is now 132-122 at the SEMO helm. He led the Redhawks to 33 wins in 2018 and followed that up with a school record 41 wins in 2019. Additionally, Redburn has accumulated 298 wins in 15 years as a head coach. A total of 222 of those victories have come with him coaching in the NCAA Division I ranks.

Extra Base Hits

Southeast Missouri has had multiple extra base hits in 44 of 56 games this season. The Redhawks presently have a total of 163 extra base hits, including 73 doubles, 23 triples and 67 home runs. SEMO's 163 extra base hits are most in the Ohio Valley Conference. Rachel Anderson (33) and Ashley Ellis (24) have combined for 57 extra base hits this season.

Stealing the Show

Rachel Anderson leads the Redhawks with 22-of-30 stolen bases and Mykaela Arellanes is 14-of-15 on the basepaths this season. As a team, Southeast Missouri is 82-of-107 in stolen bases. The Redhawks 82 stolen bases are a new single-season school record. That surpassed the previous record of 70 done by last year's team (70-of-87).

Top 10 Base Stealers

Rachel Anderson and Mykaela Arellanes are among Southeast Missouri's top 10 career leaders in stolen bases. Anderson ranks third with 49-of-69 stolen bases and Arellanes is fourth with 39-of-44. Lisa Thornton (82-of-91, 1987-91) currently holds the record.

On the Run

The Redhawks have averaged 63 stolen bases per season under head coach Mark Redburn for a total of 315 over five years. Redburn's 2019 (1st, 82), 2018 (2nd, 70), 2017 (3rd, 65)

YOUR REDHAWKS

2019 OVC SOFTBALL TOURNAMENT GUIDE

and 2016 (5th, 58) clubs are among SEMO's top five single-season stolen base leaders in program history.

Scoring Jump

Southeast Missouri scored an Ohio Valley Conference high 325 runs (5.8 per game) this season. The Redhawks scored 67 more runs than they did in 53 total games (258) a year ago. The 325 runs are a SEMO single-season record.

Redhawks Take Down #12 Arkansas

Southeast Missouri beat a ranked opponent for the first time in its NCAA Division I era (since 1992) when it knocked off #12 Arkansas on Feb. 22 in Fayetteville. SEMO was 0-17 all-time against ranked opponents and head coach Mark Redburn never had a win over a ranked opponent until that victory. The Redhawks registered 10 hits and knocked out Second-Team All-SEC pitcher Mary Haff after 4.1 innings. Down, 1-0, after four innings, Sarah Messex hit her first home run of the season to give SEMO a 2-1 edge in the top of the fifth. The Redhawks scored four more runs courtesy of a two-RBI double by Mykaela Arellanes and two-run home run by Rachel Anderson to bury the Razorbacks for good in the top of the seventh. Arkansas, one of five NCAA Tournament teams from last season on the Redhawks 2019 schedule, made it to the Super Regionals before being eliminated by #4 Oklahoma during the 2018 campaign.

Starting Streaks

Two Redhawks have never missed a start in their careers. Senior shortstop Sarah Messex has started 208 consecutive games and junior center fielder Rachel Anderson has made 159 straight starts.

More with 100 Starts

In addition to Sarah Messex and Rachel Anderson, junior first baseman Ashley Ellis, senior second baseman Parker Bandy, senior right fielder Mykaela Arellanes and junior third baseman Addison Barnouski have started over 100 games at Southeast Missouri. Ellis logged a total of 156 starts, Bandy started 149 contests, Arellanes has started 148 and Barnouski started 129 games.

10 or More Hits

The Redhawks registered 10 or more hits in 20 games this season with a season-high 14 vs. Abilene Christian (Feb. 15), at Central Arkansas (Mar. 1) and at Tennessee State (Mar. 23). Southeast Missouri out-hit its opponent in 36 games and is 35-1 in those contests. SEMO's 442 hits lead the Ohio Valley Conference.

Triple Threat

Center fielder Rachel Anderson, right fielder Mykaela Arellanes and first baseman Ashley Ellis have provided Southeast Missouri with a nice one-two-three punch at the top half of its lineup. Anderson leads the team with a .453 batting average, while Ellis is hitting .346 and Arellanes is hitting .343. The trio has combined for 188 hits, 128 runs, 27 doubles, 12 triples, 34 home runs and 131 RBI this season.

Thogmartin Earns OVC Pitcher of the Week

Senior Haley Thogmartin was named Ohio Valley Conference Co-Pitcher of the Week on Feb. 18. Thogmartin put together a 2-0 record with a 1.38 ERA in three appearances and two starts at the Louisiana Tech Invitational (Feb. 15-17). She combined on two shutouts and recorded 20 strikeouts to just three walks in 13 innings. Thogmartin struck out seven and allowed only one hit in three innings vs. Fairleigh Dickinson (Feb. 16) and beat Mississippi Valley State (Feb. 17) after striking out six, walking one and scattering three hits in five innings. She is SEMO's first OVC Pitcher of the Week honoree in nine years. Whitney Dupuis was the last to win the award on Feb. 15, 2010.

All-Tournament Accolades

Center fielder Rachel Anderson, first baseman Ashley Ellis and pitcher Haley Thogmartin were among 15 players named to the Louisiana Tech Invitational All-Tournament Team. Anderson hit .467 with three runs scored, seven hits, two doubles, a triple, one home run and five RBI for the tournament. Ellis followed with a .417 batting averaged, scored two runs, collected five hits, had a double, hit two home runs and finished with eight RBI. Thogmartin was 2-0 with a 1.38 ERA and 20 strikeouts in 13 innings of work.

Experienced Infield

First baseman Ashley Ellis (156), second baseman Parker Bandy (149), shortstop Sarah Messex (208) and third baseman Addison Barnouski (129) have combined for 642 career starts on Southeast Missouri's infield. Ellis (.346) and Barnouski (.340) rank third and fourth on the team in batting average, respectively.

Tournament Play

Southeast Missouri went 21-7 in tournament play this season. The Redhawks played in six tournaments and claimed two tournament titles.

Every Start

A total of five players have started all 56 games for the Redhawks this season. Rachel Anderson (CF), Ashley Ellis (1B), Addison Barnouski (3B), Mykaela Arellanes (RF) and Sarah Messex (SS) form that group.

Roster Breakdown

Southeast Missouri's 2019 roster consists of 22 players, including five seniors, eight juniors, four sophomores and five freshmen. Sarah Messex, Mykaela Arellanes, Parker Bandy, Haley Thogmartin and Mackenzie Long are the seniors. The Redhawks also bring back eight position starters and two starting pitchers from a year ago.

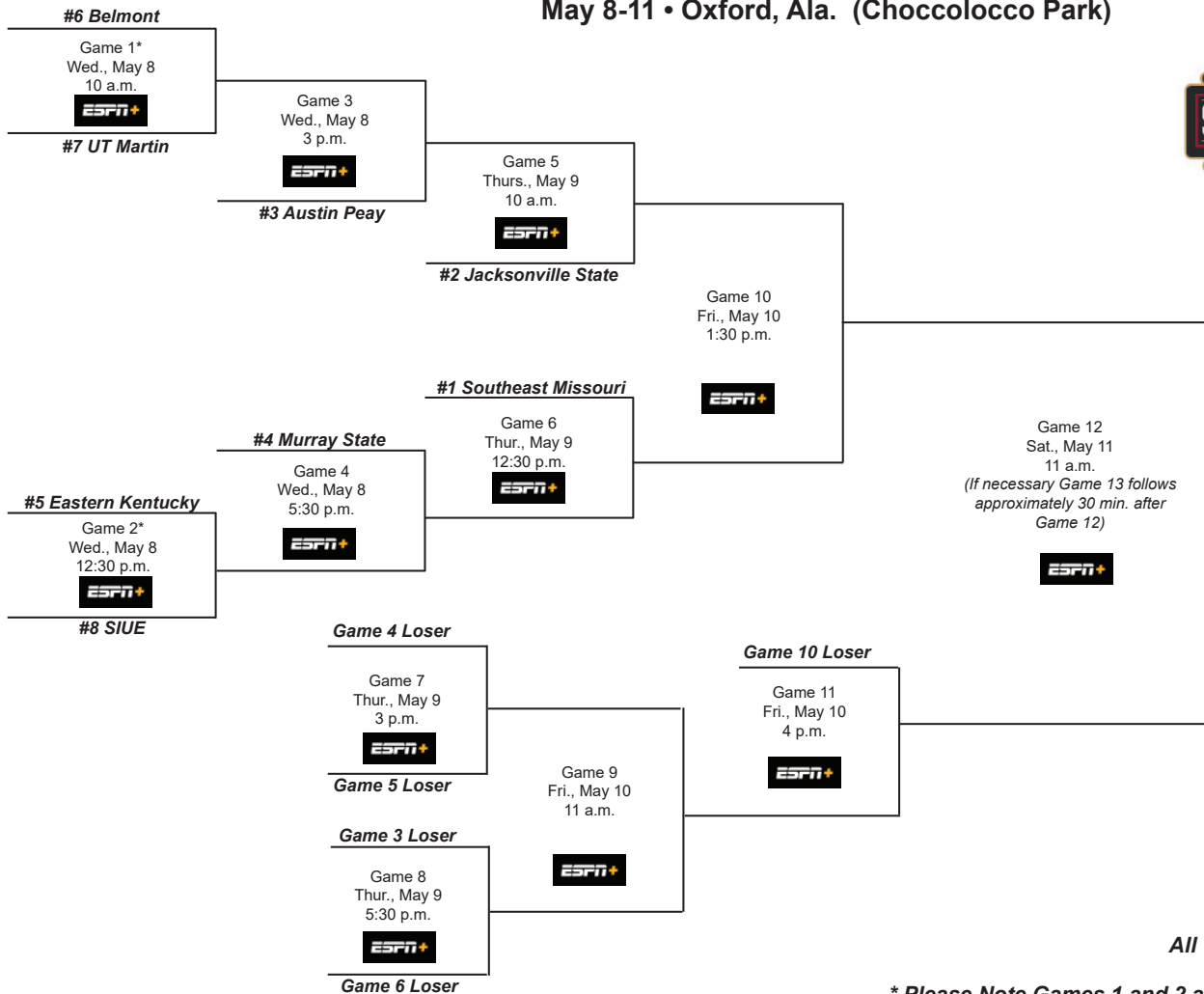
Redhawks Fifth in OVC Preseason Poll

The Redhawks were picked fifth in the 2019 Ohio Valley Conference Preseason Poll as voted on by the league's head coaches and sports information directors. Southeast Missouri accumulated 160 points in the voting. Eastern Kentucky is this year's preseason-favorite after securing 10 first-place votes and 230 points. Jacksonville State (226 pts.), Austin Peay (204 pts.) and SIU Edwardsville (167 pts.) were also picked ahead of SEMO. Eastern Illinois (143 pts.), UT Martin (121 pts.), Belmont (99 pts.), Murray State (85 pts.), Morehead State (63 pts.), Tennessee Tech (61 pts.) and Tennessee State (23 pts.) completed the poll. The Redhawks finished fourth in the OVC with a 15-7 record last season.

YOUR REDHAWKS

2019 OVC SOFTBALL TOURNAMENT GUIDE

2019 Ohio Valley Conference Softball Championship Bracket May 8-11 • Oxford, Ala. (Choccolocco Park)



All Times Central

* Please Note Games 1 and 2 are single elimination

YOUR REDHAWKS

2019 OVC SOFTBALL TOURNAMENT GUIDE

OVC TOURNAMENT APPEARANCES

1994 (at Austin Peay)*

#3 SE Missouri 3, #6 Austin Peay 0
#3 SE Missouri 12, #7 Morehead State 0
#3 SE Missouri 9, #5 Eastern Kentucky 2
#3 SE Missouri 3, #2 Middle Tennessee 2

1995 (at Eastern Kentucky)

#1 SE Missouri - bye
#1 SE Missouri 3, #4 Eastern Kentucky 2
#2 Tennessee Tech 8, #1 SE Missouri 2
#4 Eastern Kentucky 2, #1 SE Missouri 0

1996 (at Middle Tennessee)*

#1 SE Missouri 8, #8 Tennessee State 0
#1 SE Missouri 1, #4 UT Martin 0
#1 SE Missouri 3, #2 Middle Tennessee 1
#5 Tennessee Tech 4, #1 SE Missouri 3
#1 SE Missouri 5, #5 Tennessee Tech 1

1997 (at Morehead State)*

#1 SE Missouri 2, #8 Austin Peay 1
#1 SE Missouri 2, #4 UT Martin 1
#1 SE Missouri 2, #2 Tennessee Tech 0
#3 Eastern Illinois 5, #1 SE Missouri 1
#1 SE Missouri 12, #3 Eastern Illinois 2

1998 (at Southeast Missouri)*

#1 SE Missouri 8, #8 Austin Peay 2
#1 SE Missouri 8, #5 Tennessee Tech 2
#1 SE Missouri 3, #6 Eastern Illinois 2
#6 Eastern Illinois 2, #1 SE Missouri 1
#1 SE Missouri 13, #6 Eastern Illinois 4

1999 (at UT Martin)*

#1 SE Missouri 5, #8 UT Martin 0
#1 SE Missouri 5, #4 Tennessee Tech 2
#1 SE Missouri 9, #2 Middle Tennessee 0
#1 SE Missouri 7, #5 Eastern Illinois 1

2000 (at Middle Tennessee)

#3 SE Missouri 4, #6 Morehead State 3
#3 SE Missouri 3, #2 Eastern Illinois 2
#1 Middle Tennessee 3, #3 SE Missouri 1
#3 SE Missouri 2, #4 Tennessee Tech 1
#1 Middle Tennessee 3, #3 SE Missouri 1

2001 (at Tennessee Tech)

#3 Eastern Kentucky 2, #2 SE Missouri 0
#2 SE Missouri 1, #5 Tennessee State 0
#4 Eastern Illinois 1, #2 SE Missouri 0

2002 (at Eastern Kentucky)

#5 SE Missouri 5, #4 Austin Peay 3
#1 Eastern Kentucky 7, #5 SE Missouri 0
#3 UT Martin 5, #5 SE Missouri 1

2003 (at Tennessee Tech)

#4 SE Missouri 5, #5 Austin Peay 4
#1 Tennessee Tech 4, #4 SE Missouri 0
#4 SE Missouri 4, #3 UT Martin 3
#4 SE Missouri 4, #6 Eastern Illinois 2
#2 Eastern Kentucky 7, #4 SE Missouri 2

2004 (at Eastern Kentucky)

#6 SE Missouri 3, #3 Tennessee Tech 0
#2 UT Martin 9, #6 SE Missouri 6
#5 Jacksonville State 5, #6 SE Missouri 4

2005 (at Jacksonville State)

#4 UT Martin 3, #5 SE Missouri 2
#5 SE Missouri 6, #3 Samford 5 (11 inn.)
#5 SE Missouri 4, #4 UT Martin 1
#1 Jacksonville State 6, #5 SE Missouri 4

2006 (at Tennessee Tech)

#5 SE Missouri 3, #4 UT Martin 0
#1 Tennessee Tech 8, #5 SE Missouri 0
#6 Eastern Kentucky 3, #5 SE Missouri 0

2009 (at Jacksonville State)

#2 SE Missouri 1, #3 Morehead State 0
#2 SE Missouri 7, #5 Tennessee Tech 1
#4 UT Martin 3, #2 SE Missouri 2 (8 inn.)
#4 UT Martin 4, #2 SE Missouri 1

2011 (at Eastern Illinois)

#5 SE Missouri 4, #4 SIU Edwardsville 3 (8 inn.)
#5 SE Missouri 4, #1 Eastern Illinois 0
#2 Jacksonville State 4, #5 SE Missouri 0
#5 SE Missouri 9, #1 Eastern Illinois 1
#5 SE Missouri 3, #2 Jacksonville State 2
#2 Jacksonville State 9, #5 SE Missouri 5

2015 (at SIU Edwardsville)

#2 Jacksonville State 21, #7 SE Missouri 0
#6 Eastern Illinois 10, #7 SE Missouri 9 (12 inn.)

2018 (at Oxford, Ala.)

#5 SIU Edwardsville 5, #4 SE Missouri 4
#8 Morehead State 4, #4 SE Missouri 1

* OVC Tournament Champion

OVC TOURNAMENT RECORDS

1994	4-0	1st
1995	1-2	-
1996	4-1	1st
1997	4-1	1st
1998	4-1	1st
1999	4-0	1st
2000	3-2	2nd
2001	1-2	-
2002	1-2	-

2003	3-2	-
2004	1-2	-
2005	2-2	-
2006	1-2	-
2009	2-2	-
2011	4-2	2nd
2015	0-2	-
2018	0-2	-
Total	39-27	

OVC TOURNAMENT RECORDS BY SEED

		Year(s)
#1	17-5	'95, '96, '97, '98, '99
#2	3-4	'01, '09
#3	7-2	'94, 2000
#4	3-4	'03, '18
#5	8-8	'02, '05, '06, '11
#6	1-2	'04
#7	0-2	'15

OVC TOURNAMENT RECORDS VS. SEED

vs. #1	2-6
vs. #2	7-6
vs. #3	5-3
vs. #4	8-5
vs. #5	7-3
vs. #6	5-3
vs. #7	1-0
vs. #8	4-1

OVC REGULAR SEASON TITLES

	Head Coach
1995	Lana Richmond
1996	Lana Richmond
1997	Lana Richmond
1998	Lana Richmond
1999	Lana Richmond

OVC TOURNAMENT TITLES

	Head Coach
1994	Lana Richmond
1996	Lana Richmond
1997	Lana Richmond
1998	Lana Richmond
1999	Lana Richmond

YOUR REDHAWKS

2019 ROSTER

NUMERICAL

No.	Name	Pos.	Ht.	B/T	Cl.	Hometown (High School/College)
1	Payton Pierce	INF	5-6	R/R	Fr.	Metropolis, Ill. (Massac County)
2	Rachel Anderson	OF	5-3	L/R	Jr.	Edwardsville, Ill. (Edwardsville)
3	Sarah Messex	INF	5-4	R/R	Sr.	Sullivan, Mo. (Sullivan)
4	Claudia Gallo	OF	5-6	R/R	Jr.	Arnold, Mo. (Fox)
5	Alexis Estes	P	5-9	R/R	Jr.	Lane, Ill. (Clinton/Lincoln Land CC)
6	Marisa Davis	P	5-4	L/L	Fr.	Kansas City, Mo. (Lee's Summit North)
7	Mykaela Arellanes	OF	5-6	L/L	Sr.	Foristell, Mo. (Holt/Northern Illinois)
8	Parker Bandy	INF	5-7	L/R	Sr.	Springfield, Ill. (Glenwood/Illinois State)
9	Rachel Rook	P	5-11	R/R	So.	Republic, Mo. (Republic)
10	Ashley Emert	C/INF	5-10	R/R	So.	East Peoria, Ill. (East Peoria/Illinois State)
11	Danina Marton	INF	5-10	R/R	So.	Northridge, Calif. (Grover Cleveland)
12	Addison Barnouski	INF	5-9	R/R	Jr.	O'Fallon, Ill. (O'Fallon Township)
14	Kaylee Anderson	INF/P	5-7	R/R	So.	Warrenton, Mo. (Warrenton)
15	Haley Thogmartin	P	5-8	R/R	Sr.	St. Louis, Mo. (Kirkwood)
17	Brooke Rheinecker	OF	5-2	L/R	Jr.	St. Louis, Mo. (Lindbergh)
18	Mackenzie Long	INF	5-2	L/R	Sr.	Lee's Summit, Mo. (Lee's Summit West)
20	Leaha Wininger	INF	5-7	R/R	Fr.	Johnston City, Ill. (Johnston City)
21	Chelsy Pena	C	5-6	R/R	Fr.	Columbia, Ill. (Columbia)
22	Madison Harris	INF	5-6	R/R	Jr.	Imperial, Mo. (Windsor)
24	Rachael Donald	C	5-8	R/R	Jr.	Dupo, Ill. (Dupo)
26	Ashley Ellis	INF	5-8	R/R	Jr.	Arnold, Mo. (Fox)
27	Anna Griffin	INF	6-1	R/R	Fr.	Bentonville, Ark. (Bentonville West)

ALPHABETICAL

No.	Name	Pos.	Ht.	B/T	Cl.	Hometown (High School/College)
14	Kaylee Anderson	INF/P	5-7	R/R	So.	Warrenton, Mo. (Warrenton)
2	Rachel Anderson	OF	5-3	L/R	Jr.	Edwardsville, Ill. (Edwardsville)
7	Mykaela Arellanes	OF	5-6	L/L	Sr.	Foristell, Mo. (Holt/Northern Illinois)
8	Parker Bandy	INF	5-7	L/R	Sr.	Springfield, Ill. (Glenwood/Illinois State)
12	Addison Barnouski	INF	5-9	R/R	Jr.	O'Fallon, Ill. (O'Fallon Township)
6	Marisa Davis	P	5-4	L/L	Fr.	Kansas City, Mo. (Lee's Summit North)
24	Rachael Donald	C	5-8	R/R	Jr.	Dupo, Ill. (Dupo)
26	Ashley Ellis	INF	5-8	R/R	Jr.	Arnold, Mo. (Fox)
10	Ashley Emert	C/INF	5-10	R/R	So.	East Peoria, Ill. (East Peoria/Illinois State)
5	Alexis Estes	P	5-9	R/R	Jr.	Lane, Ill. (Clinton/Lincoln Land CC)
4	Claudia Gallo	OF	5-6	R/R	Jr.	Arnold, Mo. (Fox)
27	Anna Griffin	INF	6-1	R/R	Fr.	Bentonville, Ark. (Bentonville West)
22	Madison Harris	INF	5-6	R/R	Jr.	Imperial, Mo. (Windsor)
18	Mackenzie Long	INF	5-2	L/R	Sr.	Lee's Summit, Mo. (Lee's Summit West)
11	Danina Marton	INF	5-10	R/R	So.	Northridge, Calif. (Grover Cleveland)
3	Sarah Messex	INF	5-4	R/R	Sr.	Sullivan, Mo. (Sullivan)
21	Chelsy Pena	C	5-6	R/R	Fr.	Columbia, Ill. (Columbia)
1	Payton Pierce	INF	5-6	R/R	Fr.	Metropolis, Ill. (Massac County)
17	Brooke Rheinecker	OF	5-2	L/R	Jr.	St. Louis, Mo. (Lindbergh)
9	Rachel Rook	P	5-11	R/R	So.	Republic, Mo. (Republic)
15	Haley Thogmartin	P	5-8	R/R	Sr.	St. Louis, Mo. (Kirkwood)
20	Leaha Wininger	INF	5-7	R/R	Fr.	Johnston City, Ill. (Johnston City)

Head Coach: Mark Redburn (Fifth Year/Missouri-St. Louis, 1993)

Assistant Coaches: Kristen Jones (Fourth Year/Augusta State, 2012);

Bill Graham (First Year/Penn State Behrend College, 1994)

ROSTER BREAKDOWN

Total Squad Members.....	22
Seniors	5
Juniors	8
Sophomores.....	4
Freshmen.....	5

PRONUNCIATION GUIDE

Mykaela Arellanes	air-EE-ah-ness
Addison Barnouski	bar-NOW-ski
Brooke Rheinecker	RYE-neck-er

GEOGRAPHICAL BREAKDOWN

Arkansas.....	1
Anna Griffin	
California.....	1
Danina Marton	
Illinois.....	9
Rachel Anderson, Parker Bandy, Addison Barnouski, Rachael Donald, Ashley Emert, Alexis Estes, Chelsy Pena, Payton Pierce, Leaha Wininger	
Missouri	11
Kaylee Anderson, Mykaela Arellanes, Marisa Davis, Ashley Ellis, Claudia Gallo, Madison Harris, Mackenzie Long, Sarah Messex, Brooke Rheinecker, Rachel Rook, Haley Thogmartin	

HONORS/AWARDS

OVC Player of the Week

Rachel Anderson, CF, Mar. 18
Rachel Anderson, CF, Apr. 8

OVC Pitcher of the Week

Haley Thogmartin, Feb. 18
Haley Thogmartin, Apr. 8
Haley Thogmartin, Apr. 15
Rachel Rook, May 6

YOUR REDHAWKS

HEAD COACH MARK REDBURN



► Head Coach
► Fifth Year
► Missouri-St. Louis, 1993



MARK REDBURN

THE 2019 SEASON MARKS THE FIFTH YEAR FOR SOUTHEAST MISSOURI HEAD COACH MARK REDBURN.

Mark Redburn has the Southeast Missouri softball program moving in the right direction entering his fifth year at the helm.

Redburn coaches the 43rd team in Southeast softball history in 2019.

Last season, the Redhawks took a giant step forward. SEMO went 33-20 overall and finished fourth in the Ohio Valley Conference with a 15-7 mark. The Redhawks claimed their 16th 30-win season in program history and locked down their first winning campaign in seven years. The 33 wins were SEMO's most since it won 38 games in 1998.

The Redhawks heated up to win 11 of their final 14 regular-season games and advanced to the eight-team OVC Tournament with their highest seed (#4) since 2009 (#2). SEMO made its 17th all-time trip to the league's

postseason tournament and second in four seasons with Redburn at the helm.

SEMO's 2018 club finished with a 74 RPI among the nation's 296 NCAA Division I softball teams, quite a jump from its 173 ranking in 2017. The Redhawks broke four of the school's single-season records and collected eight doubleheader sweeps along the way.

The Redhawks established new SEMO single-season records in walks (166), stolen bases (70), saves (7) and strikeouts looking (85). SEMO was also either second or third among the program's top teams in stolen base attempts (2nd, 87), batters struck out (2nd, 260), fielding percentage (2nd, .970), fewest errors (2nd, 43) and on-base percentage (3rd, .359).

Defensively, SEMO improved tremendously. After ranking eighth in the OVC in fielding percentage a year ago, the Redhawks were the league's second-best fielding team in 2018. SEMO had 43 errors and committed 16 less than it did in 2017. The Redhawks went error free in 25 games equating to 47 percent of their entire season.

The year before that SEMO finished the 2017 campaign among the school's top single-season leaders in slugging percentage (6th, .427), on-base

percentage (5th, .356), triples (4th, 21), home runs (9th, 31), total bases (9th, 567), stolen bases (2nd, 65), stolen base attempts (1st, 88), opponent batting average (7th, .282), strikeouts/7 innings (7th, 4.17), strikeouts (10th, 194), strikeouts looking (3rd, 61) fewest doubles allowed (8th, 49), fielding percentage (8th, .960), fewest errors (7th, 59) and fewest stolen bases against (3rd, 38).

Redburn picked up his 200th career victory when SEMO beat Austin Peay, 7-4, on Apr. 30, 2016. His 2016 club ranked among the school's top-10 teams in doubles (6th, 69), stolen bases (3rd, 58), walks (8th, 138), home runs (6th, 35) and slugging percentage (6th, .412).

In his first season, Redburn led the Redhawks to an overall record of 19-27 and 12-12 in OVC play during the 2015 campaign. His 19 victories came after SEMO won no more than 15 games in each of the previous two seasons. Redburn's first club at Southeast also had 12 OVC wins, a +9 increase from the 2014 campaign. In addition, the Redhawks made the OVC Tournament, snapping a streak of three years where they missed the event.

Not only did Redburn earn his 100th career NCAA Division I win in his inaugural season with the Redhawks, but he coached three All-OVC selections and one NFCA All-Region honoree.

Statistically, SEMO finished among the top-five OVC teams in batting average (3rd), slugging percentage (5th), on-base percentage (5th) and hits (5th). The 2015 Redhawks also broke two single-season records with Kayla Fortner establishing new marks in home runs and

walks. SEMO tied the OVC single-game mark and set a single-game school record with six home runs, as well.

Academically, the Redhawks accumulated a 3.35 grade point average during the 2014-15 academic year as a total of nine players earned NFCA All-America Scholar-Athlete status for achieving a 3.5 or higher GPA.

Redburn coached a total of four first-team All-OVC selections, three second-team All-OVC picks, one OVC Freshman of the Year, three NFCA All-Region honorees and three OVC All-Newcomer selections in his first four years as SEMO's head coach.

The fourth head coach in Redhawk softball history, Redburn won 90 games in five years as head coach at the University of Evansville before accepting the job at Southeast on June 26, 2014.

In 2014, Redburn coached a UE team with five starters that were underclassmen, including four freshmen and one sophomore. The Purple Aces achieved their highest batting average since 2007. Additionally, UE had a freshman lead the team in stolen bases and home runs.

Despite a season that allowed 53 games, the 2013 team had its best season in Redburn's five years at UE. Entering the Missouri Valley Conference Tournament as the No. 7 seed, the Purple Aces beat the No. 6, No. 3 and No. 2 seeds to make their first MVC Championship appearance since 2003. UE finished second with three players garnering All-Tournament team honors.

The 2013 campaign resulted in the most overall wins in a

YOUR REDHAWKS

HEAD COACH MARK REDBURN

season since 2008 and the best regular-season and conference tournament finish since Redburn's arrival. UE continued its aggressive baserunning with 89 stolen bases, ranking second in the MVC. The pitching staff also rated fourth in the conference.

Redburn's 2012 club saw improvement as well, winning more games than it had the previous season. The Purple Aces stole 79 bases and had two all-conference and one National Fastpitch Coaches Association All-Region selection that year. In 2011, Redburn exposed a young and inexperienced team to some of the top programs in the nation as UE played one of its most difficult schedules. Tennessee, Georgia Tech, Missouri, Ohio State, Texas Tech, South Alabama and Chattanooga were among the stiff competition.

Redburn quickly started to transform the UE program during his first year in 2010. The Purple Aces secured a berth in the MVC Tournament after winning 10 conference games. UE led the MVC with 31 doubles and hit 36 home runs, while producing two all-conference picks.

Academically, Redburn's teams consistently enjoyed success. In fact, each of his last four UE teams accumulated a 3.1 or higher grade point average. He had several student-athletes obtain over a 3.5 GPA and earn academic recognition along the way.

Prior to UE, Redburn spent three years as an assistant coach at the University of Missouri working primarily with the pitchers and catchers, and serving as recruiting coordinator.

He was part of a coaching staff that compiled an overall record of 137-53. The Tigers registered a school record for victories (50), won the Big 12 Conference Tournament, won their Regional and defeated host UCLA in the Super Regional to advance to the College World Series in 2009. Overall, Redburn coached four all-conference pitchers, including USA National Team Pitcher Chelsea Thomas at Missouri.

Redburn began his collegiate coaching career as head coach at St. Charles (Mo.) Community College from 2001-04. He led the 2003 team to its first Region 16 championship and a seventh-place finish at the National Junior College Athletic Association Division I National Tournament. His 2004 squad set a school record with 33 victories.

Following his stay at St. Charles CC, Redburn spent two seasons as head coach of the new softball program at Jefferson College. In the program's first year of competition, 2006, he led Jefferson to a 49-16 record, Region 16 championship and ninth-place finish at the NJCAA Division I National Tournament. Redburn was honored as the Midwest Community College Athletic Conference Coach of the Year following that season. A native of St. Charles, Missouri, Redburn graduated from the University of Missouri-St. Louis in 1993 and received his master's degree in Athletics/Activities Administration from William Woods University.

He and his wife, Tracy, have two sons, Joe and Jack.

THE MARK REDBURN FILE

Hometown

St. Charles, Mo.

Family

Spouse: Tracy
Sons: Joe, Jack

Education

- Missouri-St. Louis, Bachelor of Science in Special Education
- William Woods, Master of Education in Athletics/Activities Administration

REDBURN'S YEAR-BY-YEAR RECORDS

Year	School	Assignment	Record	Conf. Finish	Postseason
2002	St. Charles CC	Head Coach	8-18	-	-
2003	St. Charles CC	Head Coach	9-8	-	-
2004	St. Charles CC	Head Coach	10-10		
2005	Jefferson College	Head Coach	-	Program Preparation Year	-
2006	Jefferson College	Head Coach	49-16	1st Region 16	-
2007	Missouri	Assistant Coach	40-23, 13-4	3rd Big 12	-
2008	Missouri	Assistant Coach	47-17, 11-6	3rd Big 12	-
2009	Missouri	Assistant Coach	50-12, 12-6	2nd Big 12	1st Big 12 Tourn., NCAA Midwest Regional Champions, NCAA Super Regional Champions, 8th in College World Series
2010	Evansville	Head Coach	18-34, 10-16	t7th MVC	-
2011	Evansville	Head Coach	12-42, 6-21	9th MVC	-
2012	Evansville	Head Coach	18-37, 8-19	8th MVC	-
2013	Evansville	Head Coach	23-30, 11-12	7th MVC	2nd MVC Tourn.
2014	Evansville	Head Coach	19-32, 7-19	10th MVC	-
2015	Southeast Missouri	Head Coach	19-27, 12-12	7th OVC	8th OVC Tourn.
2016	Southeast Missouri	Head Coach	16-33, 10-17	10th OVC	-
2017	Southeast Missouri	Head Coach	23-27, 8-14	9th OVC	-
2018	Southeast Missouri	Head Coach	33-20, 15-7	4th OVC	7th OVC Tourn.
2019	Southeast Missouri	Head Coach	41-15, 17-5	t1st OVC	-

Overall Record as a Head Coach: 298-349 (15 years)

Record at Southeast Missouri, 132-122, 62-55 Ohio Valley Conference (5 years)

Record at Evansville, 90-175, 42-87 Missouri Valley Conference (5 years)

Record at Jefferson College, 49-16 (2 years)

Record at St. Charles CC: 27-36 (3 years)

Record as a college assistant: 137-52 (3 years)

REDBURN BY THE NUMBERS

- 30 OVC Commissioner's Honor Roll Selections
- 19+ Academic All-Americans
- 11 NJCAA All-Region 16 Players
- 9 NFCA All-America Scholar-Athletes
- 6 All-MVC Players
- 6 MVC Scholar-Athletes
- 4 All-Americans
- 4 MCCAC All-Conference Players
- 4 OVC Medal of Honor Recipients
- 4 OVC Players of the Week
- 3 First-Team All-OVC Selections
- 3 OVC All-Newcomer Selections
- 3 MVC Players of the Week
- 2 NFCA All-Region Selections
- 1 OVC Freshman of the Year
- 1 Second-Team All-OVC Selection

COACHING HONORS

- 2009 Midwest Coaching Staff of the Year
- 2006 Region 16 and MCCAC Coach of the Year
- 2003 Region 16 Coach of the Year

YOUR REDHAWKS

RADIO/TV ROSTER




1

PAYTON PIERCE
INF / 5-6 / R-R / Fr.
Metropolis, Ill.




2

RACHEL ANDERSON
OF / 5-3 / L-R / Jr.
Edwardsville, Ill.



3

SARAH MESSEX
INF / 5-4 / R-R / Sr.
Sullivan, Mo.



4

CLAUDIA GALLO
OF / 5-6 / R-R / Jr.
Arnold, Mo.




5

ALEXIS ESTES
P / 5-9 / R-R / Jr.
Lane, Ill.




6

MARISA DAVIS
P / 5-4 / L-L / Fr.
Kansas City, Mo.



7

MYKAELA ARELLANES
OF / 5-6 / L-L / Sr.
Foristell, Mo.



8

PARKER BANDY
INF / 5-7 / L-R / Sr.
Springfield, Ill.



9

RACHEL ROOK
P / 5-11 / R-R / So.
Republic, Mo.




10

ASHLEY EMERT
C/INF / 5-10 / R-R / So.
East Peoria, Ill.



11

DANINA MARTON
INF / 5-10 / R-R / So.
Northridge, Calif.




12

ADDISON BARNOUSKI
INF / 5-9 / R-R / Jr.
O'Fallon, Ill.



14

KAYLEE ANDERSON
INF/P / 5-7 / R-R / So.
Warrenton, Mo.




15

HALEY THOGMARTIN
P / 5-8 / R-R / Sr.
St. Louis, Mo.



17

BROOKE RHEINECKER
OF / 5-2 / L-R / Jr.
St. Louis, Mo.



18

MACKENZIE LONG
INF / 5-2 / L-R / Sr.
Lee's Summit, Mo.



20

LEAHA WININGER
INF / 5-7 / R-R / Fr.
Johnston City, Ill.



21

CHELSEY PENA
C / 5-6 / R-R / Fr.
Columbia, Ill.



22

MADISON HARRIS
INF / 5-6 / R-R / Jr.
Imperial, Mo.



24

RACHAEL DONALD
C / 5-8 / R-R / Jr.
Dupu, Ill.



26

ASHLEY ELLIS
INF / 5-8 / R-R / Jr.
Arnold, Mo.



27

ANNA GRIFFIN
INF / 6-1 / R-R / Fr.
Bentonville, Ark.



MARK REDBURN
Head Coach
Fifth Year



KRISTEN JONES
Assistant Coach
Fourth Year



BILL GRAHAM
Assistant Coach
First Year

YOUR REDHAWKS

2019 OVERALL STATISTICS



2019 Southeast Missouri Softball Overall Statistics for Southeast Missouri (as of May 03, 2019) (All games Sorted by Batting avg)



Record: 41-15 Home: 10-3 Away: 16-7 Neutral: 15-5 OVC: 17-5

Player	avg	gp-gs	ab	r	h	2b	3b	hr	rbi	tb	slg%	bb	hp	so	gdp	ob%	sf	sh	sb-att	po	a	e	fld%
2 ANDERSON, Rachel	.453	56-56	161	48	73	12	9	12	53	139	.863	32	3	15	0	.548	1	3	22-30	82	6	3	.967
26 ELLIS, Ashley	.346	56-56	162	29	56	8	1	15	52	111	.685	16	1	36	4	.401	3	0	1-1	296	9	4	.987
7 ARELLANES, Mykaela	.343	56-56	172	51	59	7	2	7	26	91	.529	25	5	30	0	.438	1	3	14-15	61	3	0	1.000
12 BARNOUSKI, Addison	.340	56-56	150	24	51	9	0	7	35	81	.540	14	3	29	1	.402	2	1	2-2	45	85	8	.942
4 GALLO, Claudia	.326	52-52	135	31	44	8	3	10	25	88	.652	7	16	17	1	.421	1	2	9-12	82	0	1	.988
3 MESSEX, Sarah	.278	56-56	151	38	42	9	2	9	27	82	.543	17	6	33	0	.374	0	3	7-10	82	82	9	.948
8 BANDY, Parker	.248	52-50	117	21	29	4	3	3	18	48	.410	16	2	32	0	.348	0	0	5-6	68	50	8	.937
14 ANDERSON, Kaylee	.242	42-30	95	19	23	6	1	1	17	34	.358	1	1	12	0	.255	1	3	4-5	8	26	2	.944
24 DONALD, Rachael	.207	49-43	92	7	19	3	0	0	6	22	.239	10	1	23	0	.291	0	5	0-0	227	16	4	.984

1 PIERCE, Payton	.250	9-0	4	1	1	1	0	0	0	2	.500	1	0	1	0	.400	0	0	1-2	0	0	0	.000
17 RHEINECKER, Brooke	.246	37-18	57	13	14	0	0	0	4	14	.246	2	0	6	0	.267	1	0	6-9	3	0	0	1.000
21 PENA, Chelsy	.230	43-15	61	8	14	4	0	0	10	18	.295	2	0	8	1	.254	0	2	2-3	57	4	1	.984
11 MARTON, Danina	.214	22-1	14	3	3	1	0	0	2	4	.286	1	0	4	0	.267	0	0	0-1	2	0	0	1.000
22 HARRIS, Madison	.200	31-6	35	6	7	0	2	1	5	14	.400	4	0	3	0	.282	0	0	3-4	7	8	0	1.000
16 CONWAY, Randi Dae	.200	10-1	5	4	1	0	0	0	0	1	.200	0	0	1	0	.200	0	0	0-0	0	0	0	.000
27 GRIFFIN, Anna	.167	22-3	24	3	4	1	0	2	2	11	.458	6	0	8	0	.333	0	0	0-0	7	1	2	.800
18 LONG, Mackenzie	.125	37-1	8	14	1	0	0	0	0	1	.125	0	0	1	0	.125	0	0	3-3	2	3	0	1.000
10 EMERT, Ashley	.083	20-4	12	3	1	0	0	0	0	1	.083	3	0	5	0	.267	0	1	2-2	36	4	1	.976
20 WININGER, Leah	.000	11-0	9	2	0	0	0	0	0	0	.000	1	0	1	0	.100	0	0	1-2	4	1	0	1.000
15 THOGMARTIN, Haley	.000	1-1	0	0	0	0	0	0	0	0	.000	0	0	0	0	.000	0	0	0-0	5	15	2	.909
6 DAVIS, Marisa	.000	1-0	0	0	0	0	0	0	0	0	.000	0	0	0	0	.000	0	0	0-0	2	4	1	.857
9 ROOK, Rachel	.000	4-3	0	0	0	0	0	0	0	0	.000	0	0	0	0	.000	0	0	0-0	3	2	0	1.000
Totals	.302	56	1464	325	442	73	23	67	282	762	.520	158	38	265	7	.382	10	23	82-107	1083	335	46	.969
Opponents	.239	56	1357	170	325	46	1	32	156	469	.346	132	23	296	10	.315	11	28	30-41	1063	393	74	.952

LOB - Team (305), Opp (300). DPs turned - Team (22), Opp (17). TPs turned - Team (1). CI - Team (2), DONALD 2, Opp (1). IBB - Team (2), ARELLANES 1, R. ANDERSON 1, Opp (3).

(All games Sorted by Earned run avg)

Player	era	w-l	app	gs	cg	sho	sv	ip	h	r	er	bb	so	2b	3b	hr	b/avg	wp	hp	bk	sfa	sha
15 THOGMARTIN, Haley	1.73	19-6	37	27	9	3/6	2	149.2	130	57	37	31	122	12	1	12	.231	1	7	0	3	11
9 ROOK, Rachel	2.53	9-3	31	11	2	2/4	2	74.2	60	29	27	28	90	13	0	6	.219	11	8	0	1	6
5 ESTES, Alexis	3.13	7-2	22	16	0	0/4	2	62.2	49	32	28	35	36	7	0	6	.220	8	2	0	2	4

14 ANDERSON, Kaylee	3.70	5-3	22	1	0	0/2	3	47.1	54	31	25	24	29	9	0	2	.292	6	4	0	4	6
6 DAVIS, Marisa	4.72	1-1	17	1	0	0/1	0	26.2	32	21	18	14	19	5	0	6	.286	0	2	0	1	1
Totals	2.62	41-15	56	56	11	13/8	9	361.0	325	170	135	132	296	46	1	32	.239	26	23	0	11	28
Opponents	5.35	15-41	56	56	18	3/0	4	354.1	442	325	271	158	265	73	23	67	.302	28	38	1	10	23

PB - Team (5), DONALD 4, EMERT 1, Opp (4). Pickoffs - Team (1), DONALD 1. SBA/ATT - DONALD (23-31), THOGMARTIN (13-13), ROOK (5-8), K. ANDERSON (4-7), DAVIS (6-7), ESTES (2-6), PENA (3-6), EMERT (4-4).

YOUR REDHAWKS

2019 SCHEDULE/RESULTS



2019 Southeast Missouri Softball Game Results for Southeast Missouri (as of May 06, 2019) (All games)



Date	Opponent	Score	Inns	Overall	OVC	Pitcher of record	Attend	Time
! 02-08-19	vs South Dakota State	w 7-3	7	1-0-0	0-0-0	THOGMARTIN (W 1-0)	105	2:21
! 02-08-19	at UNI	w 5-1	7	2-0-0	0-0-0	ESTES (W 1-0)	180	1:50
! 02-09-19	at UNI	w 16-0	5	3-0-0	0-0-0	THOGMARTIN (W 2-0)	350	1:50
! 02-09-19	vs Toledo	w 7-5	7	4-0-0	0-0-0	ESTES (W 2-0)	200	2:10
! 02-10-19	vs Drake	L 1-6	7	4-1-0	0-0-0	THOGMARTIN (L 2-1)	325	1:52
@ 02-15-19	vs Wichita State	L 0-8	5	4-2-0	0-0-0	ESTES (L 2-1)	0	1:08
@ 02-15-19	vs Abilene Christian	w 10-2	5	5-2-0	0-0-0	THOGMARTIN (W 3-1)	0	1:15
@ 02-16-19	at Louisiana Tech	L 3-11	5	5-3-0	0-0-0	ROOK (L 0-1)	0	1:45
@ 02-16-19	vs Fairleigh Dickinson	w 8-0	6	6-3-0	0-0-0	ESTES (W 3-1)	0	1:49
@ 02-17-19	vs Miss Valley State	w 7-0	7	7-3-0	0-0-0	THOGMARTIN (W 4-1)	105	1:47
# 02-21-19	at #12 Arkansas	L 1-7	7	7-4-0	0-0-0	THOGMARTIN (L 4-2)	224	1:54
# 02-22-19	vs Drake	L 2-6	7	7-5-0	0-0-0	THOGMARTIN (L 4-3)	70	2:25
# 02-22-19	at #12 Arkansas	w 6-1	7	8-5-0	0-0-0	ROOK (W 1-1)	219	2:10
# 02-23-19	vs Drake	L 5-7	7	8-6-0	0-0-0	DAVIS (L 0-1)	103	1:57
# 02-23-19	vs IUPUI	w 5-3	7	9-6-0	0-0-0	THOGMARTIN (W 4-3)	97	1:27
\$ 03-01-19	vs Louisiana-Monroe	w 8-0	6	10-6-0	0-0-0	ROOK (W 2-1)	171	2:01
\$ 03-01-19	at Central Arkansas	w 11-7	7	11-6-0	0-0-0	THOGMARTIN (W 6-3)	125	2:05
\$ 03-02-19	vs Coppin State	w 11-5	7	12-6-0	0-0-0	K. ANDERSON (W 1-0)	141	2:27
\$ 03-02-19	vs Missouri State	L 4-7	7	12-7-0	0-0-0	ROOK (L 2-2)	201	2:11
% 03-08-19	vs UMKC	w 8-2	7	13-7-0	0-0-0	THOGMARTIN (W 7-3)	44	1:58
% 03-08-19	at Kansas	w 2-0	7	14-7-0	0-0-0	ROOK (W 3-2)	125	2:05
% 03-09-19	vs UMKC	w 8-2	7	15-7-0	0-0-0	ROOK (W 4-2)	32	1:58
% 03-10-19	vs Maine	w 6-2	7	16-7-0	0-0-0	ESTES (W 4-1)	44	2:05
% 03-10-19	at Kansas	w 2-1	7	17-7-0	0-0-0	ROOK (W 5-2)	125	1:45
03-14-19	MISSOURI STATE	w 5-2	7	18-7-0	0-0-0	ESTES (W 5-1)	310	1:58
& 03-16-19	vs Northern Illinois	w 14-4	5	19-7-0	0-0-0	ROOK (W 6-2)	225	
& 03-16-19	vs Omaha	w 9-4	7	20-7-0	0-0-0	THOGMARTIN (W 8-3)	50	2:04
& 03-17-19	vs Detroit Mercy	w 9-0	6	21-7-0	0-0-0	ESTES (W 6-1)	100	1:33
& 03-17-19	vs Omaha	w 3-1	7	22-7-0	0-0-0	THOGMARTIN (W 9-3)	110	1:16
* 03-23-19	at Tennessee State-1	w 8-0	7	23-7-0	1-0-0	THOGMARTIN (W 10-3)	137	2:06
* 03-23-19	at Tennessee State-2	w 11-1	6	24-7-0	2-0-0	ESTES (W 7-1)	142	1:55
* 03-24-19	at Belmont Bruins-1	w 3-2	7	25-7-0	3-0-0	ROOK (W 7-2)	102	1:35
* 03-24-19	at Belmont Bruins-2	L 0-7	7	25-8-0	3-1-0	ESTES (L 7-2)	83	1:40
* 04-01-19	EASTERN KENTUCKY-1	w 4-1	7	26-8-0	4-1-0	THOGMARTIN (W 11-3)	215	1:55
* 04-01-19	EASTERN KENTUCKY-2	w 9-7	7	27-8-0	5-1-0	K. ANDERSON (W 2-0)	185	2:03
* 04-06-19	at SIUE-1	w 14-1	7	28-8-0	6-1-0	THOGMARTIN (W 12-3)	-	2:09
* 04-06-19	at SIUE-2	L 3-4	7	28-9-0	6-2-0	K. ANDERSON (L 2-1)	288	2:33
* 04-10-19	at UT Martin-1	w 1-0	7	29-9-0	7-2-0	THOGMARTIN (W 13-3)	-	1:23
* 04-10-19	at UT Martin-2	w 6-0	7	30-9-0	8-2-0	K. ANDERSON (W 3-1)	265	1:46
* 04-12-19	AUSTIN PEAY-1	L 2-5	7	30-10-0	8-3-0	ROOK (L 7-3)	280	1:47
* 04-12-19	AUSTIN PEAY-2	w 9-0	5	31-10-0	9-3-0	THOGMARTIN (W 14-3)	310	1:16
* 04-15-19	MURRAY STATE-1	L 4-8	7	31-11-0	9-4-0	THOGMARTIN (L 14-4)	190	1:39
* 04-15-19	MURRAY STATE-2	w 9-1	5	32-11-0	10-4-0	DAVIS (W 1-1)	205	1:26
04-16-19	SOUTHERN ILLINOIS	L 3-9	7	32-12-0	10-4-0	THOGMARTIN (L 14-5)	347	1:57
04-17-19	SAINT LOUIS	w 4-3	7	33-12-0	10-4-0	THOGMARTIN (W 15-5)	230	1:32
* 04-20-19	EASTERN ILLINOIS-1	w 11-3	5	34-12-0	11-4-0	THOGMARTIN (W 16-5)	320	1:33
* 04-20-19	EASTERN ILLINOIS-2	w 8-5	7	35-12-0	12-4-0	ROOK (W 8-3)	330	1:58
04-23-19	at Mizzou-1	L 3-4	7	35-13-0	12-4-0	THOGMARTIN (L 16-6)	-	1:40
04-23-19	at Mizzou-2	L 1-4	7	35-14-0	12-4-0	K. ANDERSON (L 3-2)	836	2:00
* 04-26-19	at Tennessee Tech-1	w 1-0	7	36-14-0	13-4-0	K. ANDERSON (W 4-2)	-	1:46
* 04-26-19	at Tennessee Tech-2	w 6-5	7	37-14-0	14-4-0	K. ANDERSON (W 5-2)	175	2:09
* 04-28-19	at Jacksonville State-1	L 0-1	7	37-15-0	14-5-0	K. ANDERSON (L 5-3)	611	1:23
* 04-28-19	at Jacksonville State-2	w 3-1	7	38-15-0	15-5-0	THOGMARTIN (W 17-6)	611	1:57
05-01-19	at Saint Louis	w 3-1	7	39-15-0	15-5-0	THOGMARTIN (W 18-6)	90	1:42
* 05-03-19	MOREHEAD STATE-1	w 7-0	7	40-15-0	16-5-0	THOGMARTIN (W 19-6)	370	1:34
* 05-03-19	MOREHEAD STATE-2	w 9-0	5	41-15-0	17-5-0	ROOK (W 9-3)	390	1:08

! = UNI Dome Classic (Cedar Falls, Iowa)

@ = Louisiana Tech Invitational (Ruston, La.)

= Razorback Invitational (Fayetteville, Ark.)

\$ = Central Arkansas Classic (Conway, Ark.)

% = Jayhawk Classic (Lawrence, Kan.)

& = Billiken Spring Tournament (St. Louis, Mo.)

* = Conference game

() extra inning game

YOUR REDHAWKS

2018 FINAL OVC STATISTICS



2019 Southeast Missouri Softball Conference statistics for Southeast Missouri (as of May 03, 2019) (OVC games only Sorted by Batting avg)



Record: 17-5 Home: 8-2 Away: 9-3 OVC: 17-5

Player	avg	gp-gs	ab	r	h	2b	3b	hr	rbi	tb	slg%	bb	hp	so	gdp	ob%	sf	sh	sb-att	po	a	e	fld%
2 ANDERSON, Rachel	.464	22-22	56	18	26	7	2	6	20	55	.982	17	1	5	0	.587	1	3	8-12	20	0	0	1.000
4 GALLO, Claudia	.375	22-22	64	21	24	4	1	8	18	54	.844	2	7	6	1	.446	1	0	3-5	32	0	0	1.000
8 BANDY, Parker	.362	22-21	47	9	17	2	1	2	6	27	.574	9	2	13	0	.483	0	0	3-4	34	24	2	.967
7 ARELLANES, Mykaela	.319	22-22	72	19	23	5	1	3	11	39	.542	7	3	11	0	.398	1	0	4-4	29	2	0	1.000
26 ELLIS, Ashley	.308	22-22	65	11	20	3	0	7	20	44	.677	7	1	16	1	.378	1	0	0-0	141	1	0	1.000
14 ANDERSON, Kaylee	.289	18-14	45	10	13	3	0	1	12	19	.422	0	0	5	0	.289	0	2	2-2	0	16	0	1.000
12 BARNOUSKI, Addison	.271	22-22	59	5	16	4	0	1	9	23	.390	6	1	16	0	.343	1	0	2-2	17	37	3	.947
3 MESSEX, Sarah	.263	22-22	57	15	15	3	1	3	10	29	.509	5	1	16	0	.333	0	2	4-5	37	33	6	.921
24 DONALD, Rachael	.143	21-20	42	2	6	0	0	0	1	6	.143	3	0	8	0	.200	0	3	0-0	92	10	1	.990

22 HARRIS, Madison	.375	9-1	8	1	3	0	1	1	2	8	1.000	2	0	0	0	.500	0	0	1-2	2	4	0	1.000
18 LONG, Mackenzie	.333	17-1	3	7	1	0	0	0	0	1	.333	0	0	0	0	.333	0	0	1-1	2	3	0	1.000
11 MARTON, Danina	.333	6-0	3	0	1	0	0	0	1	1	.333	0	0	1	0	.333	0	0	0-0	1	0	0	1.000
17 RHEINECKER, Brooke	.313	14-5	16	6	5	0	0	0	1	5	.313	0	0	3	0	.294	1	0	2-3	0	0	0	.000
27 GRIFFIN, Anna	.200	7-0	5	1	1	0	0	0	0	1	.200	2	0	2	0	.429	0	0	0-0	2	0	0	1.000
21 PENA, Chelsy	.167	16-4	18	1	3	0	0	0	2	3	.167	0	0	2	0	.167	0	2	0-0	12	1	0	1.000
10 EMERT, Ashley	.000	6-0	0	2	0	0	0	0	0	0	.000	2	0	0	0	1.000	0	0	2-2	1	0	0	1.000
9 ROOK, Rachel	.000	3-2	0	0	0	0	0	0	0	0	.000	0	0	0	0	.000	0	0	0-0	1	1	0	1.000
15 THOGMARTIN, Haley	.000	1-1	0	0	0	0	0	0	0	0	.000	0	0	0	0	.000	0	0	0-0	2	10	0	1.000
Totals	.311	22	560	128	174	31	7	32	113	315	.563	62	16	104	2	.391	6	12	32-42	426	149	12	.980
Opponents	.213	22	516	52	110	16	0	10	46	156	.302	34	10	104	6	.274	3	10	7-12	413	145	22	.962

LOB - Team (115), Opp (96). DPs turned - Team (9), Opp (6). CI - Team (1), DONALD 1. IBB - Team (2), R. ANDERSON 1, ARELLANES 1, Opp (3).

(OVC games only Sorted by Earned run avg)

Player	era	w-l	app	gs	cg	sho	sv	ip	h	r	er	bb	so	2b	3b	hr	b/avg	wp	hp	bk	sfa	sha
15 THOGMARTIN, Haley	0.90	8-1	13	12	6	2/3	1	62.1	50	16	8	8	42	7	0	4	.216	0	3	0	0	5
9 ROOK, Rachel	1.50	3-1	10	4	1	1/2	0	23.1	11	6	5	8	31	2	0	1	.138	5	6	0	0	1
14 ANDERSON, Kaylee	2.30	4-2	10	0	0	0/2	1	27.1	22	9	9	4	16	4	0	1	.224	4	1	0	2	2
5 ESTES, Alexis	5.64	1-1	9	6	0	0/1	1	22.1	21	19	18	13	13	2	0	3	.250	3	0	0	1	1

6 DAVIS, Marisa	2.10	1-0	4	0	0	0/0	0	6.2	6	2	2	1	2	1	0	1	.261	0	0	0	0	1
Totals	2.07	17-5	22	22	7	7/4	3	142.0	110	52	42	34	104	16	0	10	.213	12	10	0	3	10
Opponents	5.80	5-17	22	22	9	2/0	0	137.2	174	128	114	62	104	31	7	32	.311	8	16	0	6	12

PB - Team (1), DONALD 1. SBA/ATT - DONALD (7-11), THOGMARTIN (5-5), ESTES (1-3), K. ANDERSON (1-3), PENA (0-1), DAVIS (0-1).

YOUR REDHAWKS

SEASON/CAREER-HIGHS

MULTIPLE HIT GAMES

Player	2	3	4	5+	Total
Rachel Anderson	17	8	-	-	25
Mykaela Arellanes	13	4	1	-	18
Ashley Ellis	11	5	-	-	16
Addison Barnouski	13	1	-	-	14
Sarah Messex	9	2	-	-	11
Claudia Gallo	9	1	-	-	10
Parker Bandy	6	-	-	-	6
Kaylee Anderson	4	-	-	-	4
Rachael Donald	3	-	-	-	3
Chelsy Pena	3	-	-	-	3
Brooke Rheinecker	1	-	-	-	1
Madison Harris	1	-	-	-	1

MULTIPLE RBI GAMES

Player	2	3	4	5+	Total
Ashley Ellis	6	5	3	-	14
Rachel Anderson	6	3	3	-	12
Addison Barnouski	6	4	-	-	10
Sarah Messex	3	4	-	-	7
Claudia Gallo	5	-	1	-	6
Kaylee Anderson	4	-	1	-	5
Mykaela Arellanes	3	2	-	-	5
Parker Bandy	3	1	-	-	4
Chelsy Pena	3	-	-	-	3
Rachael Donald	2	-	-	-	2

INNING-BY-INNING SUMMARY

Inning	SEMO	Opp.
First	63	36
Second	52	19
Third	49	15
Fourth	59	25
Fifth	44	40
Sixth	31	21
Seventh	27	14
Extra	0	0
Totals	325	170

INNING-BY-INNING SUMMARY (OVC GAMES)

Inning	SEMO	Opp.
First	27	5
Second	16	7
Third	15	8
Fourth	22	7
Fifth	15	9
Sixth	16	11
Seventh	17	5
Extra	0	0
Totals	128	52

CURRENT HITTING STREAKS

Player	Games	Started
Sarah Messex	3	5/1

CURRENT REACHED BASE STREAKS

Player	Games	Started
Sarah Messex	4	4/28
Parker Bandy	4	4/28

CAREER MULTIPLE HIT GAMES

Player	2	3	4	5+	Total
Rachel Anderson	42	16	-	-	58
Mykaela Arellanes	37	9	1	-	47
Sarah Messex	27	3	1	-	31
Ashley Ellis	24	5	-	-	29
Addison Barnouski	25	3	-	-	28
Parker Bandy	17	2	-	-	19
Claudia Gallo	13	2	-	-	15
Brooke Rheinecker	12	1	-	-	13
Madison Harris	6	1	-	-	7
Kaylee Anderson	5	-	-	-	5
Rachael Donald	3	-	-	-	3
Chelsy Pena	3	-	-	-	3

CAREER MULTIPLE RBI GAMES

Player	2	3	4	5+	Total
Rachel Anderson	17	9	3	-	29
Sarah Messex	16	10	-	-	26
Ashley Ellis	12	8	3	1	24
Addison Barnouski	16	6	-	-	22
Parker Bandy	13	2	-	-	15
Mykaela Arellanes	10	3	1	-	14
Claudia Gallo	10	-	1	-	11
Kaylee Anderson	4	-	1	-	5
Madison Harris	4	-	-	-	4
Rachael Donald	3	-	-	-	3
Chelsy Pena	3	-	-	-	3
Brooke Rheinecker	1	1	-	-	2

14 KAYLEE ANDERSON

2019 Hitting Season-Highs

At-Bats.....	4, 5x, last at SIU Edwardsville (4/6)
Runs.....	2, 4x, last vs. Saint Louis (4/17)
Hits.....	2, 4x, last vs. Saint Louis (4/17)
Doubles.....	2, vs. Saint Louis (4/17)
Triples.....	1, vs. Drake (2/22)
Home Runs.....	1, vs. Murray State (4/15)
RBI.....	4, at Tennessee State (3/23)
Stolen Bases.....	1, 4x, last vs. Saint Louis (4/17)

2019 Pitching Season-Highs

Innings Pitched.....	4.0, 4x, last at Tennessee Tech (4/26)
Fewest Hits.....	0, 2x, last at Saint Louis (5/1)
Most Hits.....	8, at Louisiana Tech (2/16)
Fewest Runs.....	0, 6x, last at Saint Louis (5/1)
Most Runs.....	7, at Louisiana Tech (2/16)
Fewest Walks.....	0, 9x, last at Saint Louis (5/1)
Strikeouts.....	5, at Tennessee Tech (4/26)

Hitting Career-Highs

At-Bats.....	4, 5x, last at SIU Edwardsville (4/6/19)
Runs.....	2, 4x, last vs. Saint Louis (4/17/19)
Hits.....	2, 4x, last vs. Saint Louis (4/17/19)
Doubles.....	2, vs. Saint Louis (4/17/19)
Triples.....	1, vs. Drake (2/22/19)
Home Runs.....	1, vs. Murray State (4/15/19)
RBI.....	4, at Tennessee State (3/23/19)
Stolen Bases.....	1, 4x, last vs. Saint Louis (4/17/19)

Pitching Career-Highs

Innings Pitched.....	4.0, 4x, last at Tennessee Tech (4/26/19)
Fewest Hits.....	0, 2x, last at Saint Louis (5/1/19)
Most Hits.....	8, at Louisiana Tech (2/16/19)
Fewest Runs.....	0, 8x, last at Saint Louis (5/1/19)
Most Runs.....	7, at Louisiana Tech (2/16/19)
Fewest Walks.....	0, 11x, last at Saint Louis (5/1/19)
Strikeouts.....	5, at Tennessee Tech (4/26/19)

2 RACHEL ANDERSON

2019 Season-Highs

At-Bats.....	5, 2x, last at SIU Edwardsville (4/6)
Runs.....	3, 4x, last vs. Morehead State (5/3)
Hits.....	3, 8x, last at Jacksonville State (4/28)
Doubles.....	2, at SIU Edwardsville (4/6)
Triples.....	1, 9x, last vs. Morehead State (5/3)
Home Runs.....	1, 12x, last vs. Morehead State (5/3)
RBI.....	4, 3x, last vs. Morehead State (5/3)
Stolen Bases.....	3, 2x, last at Tennessee State (3/23)

Career-Highs

At-Bats.....	5, 3x, last at SIU Edwardsville (4/6/19)
Runs.....	3, 10x, last vs. vs. Morehead State (5/3/19)
Hits.....	3, 15x, last at Jacksonville State (4/28/19)
Doubles.....	1, 29x, last at Jacksonville State (4/28/19)
Triples.....	2, 2x, last at Alcorn State (2/25/17)
Home Runs.....	1, 20x, last vs. Morehead State (5/3/19)
RBI.....	4, 3x, last vs. Morehead State (5/3/19)
Stolen Bases.....	3, 2x, last at Tennessee State (3/23/19)

7 MYKAELA ARELLANES

2019 Season-Highs

At-Bats.....	4, 19x, last at Tennessee Tech (4/26)
Runs.....	5, at SIU Edwardsville (4/6)
Hits.....	4, at SIU Edwardsville (4/6)
Doubles.....	1, 7x, last at Missouri (4/23)
Triples.....	1, 2x, last at Tennessee State (3/23)
Home Runs.....	2, at SIU Edwardsville (4/6)
RBI.....	3, 2x, last at SIU Edwardsville (4/6)
Stolen Bases.....	2, 2x, last at Kansas (3/10)

Career-Highs

At-Bats.....	5, vs. Tennessee State (4/28/18)
Runs.....	5, at SIU Edwardsville (4/6/19)
Hits.....	4, at SIU Edwardsville (4/6/19)
Doubles.....	2, vs. Tennessee State (2/11/17)
Triples.....	2, vs. Jarvis Christian College (2/11/17)
Home Runs.....	2x, last at SIU Edwardsville (4/6/19)
RBI.....	4, vs. Tennessee State (4/28/18)
Stolen Bases.....	4, vs. Alabama A&M (3/11/17)

8 PARKER BANDY

2019 Season-Highs

At-Bats.....	4, 4x, last at Tennessee State (3/23)
Runs.....	3, 2x, last vs. Abilene Christian (2/15)
Hits.....	2, 6x, last at Tennessee Tech (4/26)
Doubles.....	1, 4x, last vs. Austin Peay (4/12)
Triples.....	1, 3x, last vs. Morehead State (5/1)
Home Runs.....	1, 3x, last vs. Murray State (4/15)
RBI.....	3, vs. South Dakota State (2/8)
Stolen Bases.....	1, 5x, last at Jacksonville State (4/28)

Career-Highs

At-Bats.....	5, at SIU Edwardsville (4/14/17)
Runs.....	3, vs. Toledo (2/9/19)
Hits.....	3, 2x, last vs. UT Martin (4/17/18)
Doubles.....	1, 20x, last vs. Austin Peay (4/12/19)
Triples.....	1, 8x, last vs. Morehead State (5/1/19)
Home Runs.....	1, 7x, last vs. Murray State (4/15/19)
RBI.....	3, 2x, last vs. South Dakota State (2/8/19)
Stolen Bases.....	2, vs. Tennessee State (2/11/17)

12 ADDISON BARNOUSKI

2019 Season-Highs

At-Bats.....	4, 9x, last at UT Martin (4/10)
Runs.....	2, 3x, last vs. Detroit Mercy (3/17)
Hits.....	3, vs. Detroit Mercy (3/17)
Doubles.....	1, 9x, last vs. Eastern Illinois (4/20)
Triples.....	-
Home Runs.....	1, 7x, last at Missouri (4/23)
RBI.....	3, 4x, last at Missouri (4/23)
Stolen Bases.....	2, at Tennessee State (3/23)

Career-Highs

At-Bats.....	4, 19x, last at UT Martin (4/10/19)
Runs.....	3, at Murray State (4/8/18)
Hits.....	3, 3x, last vs. Detroit Mercy (3/17/19)
Doubles.....	1, 19x, last at Eastern Illinois (4/20/19)
Triples.....	1, 2x, last vs. Tennessee State (4/28/18)
Home Runs.....	1, 17x, last at Missouri (4/23/19)
RBI.....	3, 6x, last at Missouri (4/23/19)
Stolen Bases.....	2, 3x, last at Tennessee State (3/23/19)

Pitching Career-Highs

Innings Pitched.....	2.0, vs. Jarvis Christian College (2/11/17)
Fewest Hits.....	1, at Jackson State (2/12/17)
Most Hits.....	4, 2x, last vs. Middle Tennessee (2/17/17)
Fewest Runs.....	0, at Jackson State (2/12/17)
Most Runs.....	4, vs. Middle Tennessee (2/17/17)
Fewest Walks.....	0, 2x, last at Jackson State (2/12/17)
Strikeouts.....	1, vs. Middle Tennessee (2/17/17)

YOUR REDHAWKS

SEASON/CAREER-HIGHS

6 MARISA DAVIS

2019 Season/Career-Highs

Innings Pitched.....	3.0, 2x, last vs. Murray State (4/15)
Fewest Hits.....	0, 2x, last vs. Maine (3/10)
Most Hits.....	4, 2x, last vs. Omaha (3/16)
Fewest Runs.....	0, 9x, last at Belmont (3/24)
Most Runs.....	4, 2x, last at Central Arkansas (3/1)
Fewest Walks.....	0, 10x, last at Saint Louis (5/1)
Strikeouts.....	3, 2x, last vs. Omaha (3/16)

24 RACHAEL DONALD

2019 Season-Highs

At-Bats.....	4, 2x, last vs. Eastern Kentucky (4/1)
Runs.....	1, 7x, last vs. Morehead State (5/3)
Hits.....	2, 3x, last vs. Missouri State (3/14)
Doubles.....	1, 3x, last vs. Maine (3/10)
Triples.....	-
Home Runs.....	-
RBI.....	2, 2x, last vs. UMKC (3/9)
Stolen Bases.....	-

Career-Highs

At-Bats.....	4, 2x, last vs. Eastern Kentucky (4/1/19)
Runs.....	2, vs. Jarvis Christian College (2/11/17)
Hits.....	2, 3x, last vs. Missouri State (3/14/19)
Doubles.....	1, 3x, last vs. Maine (3/10/19)
Triples.....	-
Home Runs.....	-
RBI.....	2, 3x, last vs. UMKC (3/9/19)
Stolen Bases.....	1, at Alabama State (2/23/18)

26 ASHLEY ELLIS

2019 Season-Highs

At-Bats.....	4, 13x, last at Tennessee Tech (4/26)
Runs.....	3, at Tennessee Tech (4/26)
Hits.....	3, 5x, last vs. Morehead State (5/3)
Doubles.....	3, vs. Morehead State (5/3)
Triples.....	1, at Northern Iowa (2/9)
Home Runs.....	2, 2x, last at Tennessee Tech (4/26)
RBI.....	4, 3x, last at SIU Edwardsville (4/6)
Stolen Bases.....	1, vs. Drake (2/23)

Career-Highs

At-Bats.....	5, at Tennessee State (4/29/17)
Runs.....	3, at Tennessee Tech (4/26/19)
Hits.....	3, 4x, last vs. Murray State (4/15/19)
Doubles.....	3, vs. Morehead State (5/3/19)
Triples.....	1, 4x, last at Northern Iowa (2/9/19)
Home Runs.....	2, 3x, last at Tennessee Tech (4/26/19)
RBI.....	5, at Jackson State (2/12/17)
Stolen Bases.....	1, 5x, last vs. Drake (2/23/19)

10 ASHLEY EMERT

2019 Season/Career-Highs

At-Bats.....	3, vs. Abilene Christian (2/15)
Runs.....	1, 3x, last at SIU Edwardsville (4/6)
Hits.....	1, vs. Abilene Christian (2/15)
Doubles.....	-
Triples.....	-
Home Runs.....	-
RBI.....	-
Stolen Bases.....	1, 2x, last vs. Eastern Kentucky (4/1)

5 ALEXIS ESTES

2018 Season-Highs

Innings Pitched.....	5.1, vs. Maine (3/10)
Fewest Hits.....	0, 4x, last vs. Morehead State (5/3)
Most Hits.....	5, 2x, last vs. Eastern Kentucky (4/1)
Fewest Runs.....	0, 10x, last vs. Morehead State (5/3)
Most Runs.....	5, 2x, last vs. Eastern Kentucky (4/1)
Fewest Walks.....	0, 4x, last at Tennessee Tech (4/26)
Strikeouts.....	5, vs. UMKC (3/9)

Career-Highs

Innings Pitched.....	7.0, 3x, last vs. Eastern Kentucky (4/23/17)
Fewest Hits.....	0, 6x, last vs. Morehead State (5/3/19)
Most Hits.....	13, at Missouri (4/18/17)
Fewest Runs.....	0, 21x, last vs. Morehead State (5/3/19)
Most Runs.....	8, at Missouri (4/18/17)
Fewest Walks.....	0, 13x, last at Tennessee Tech (4/26/19)
Strikeouts.....	8, 2x, last vs. Eastern Kentucky (4/23/17)

4 CLAUDIA GALLO

2019 Season-Highs

At-Bats.....	4, 8x, last at Tennessee Tech (4/26)
Runs.....	4, vs. Eastern Kentucky (4/1)
Hits.....	3, vs. Eastern Kentucky (4/1)
Doubles.....	1, 8x, last vs. Murray State (4/15)
Triples.....	1, 2x, last vs. Eastern Illinois (4/20)
Home Runs.....	1, 10x, last at Tennessee Tech (4/26)
RBI.....	4, vs. Eastern Illinois (4/20)
Stolen Bases.....	1, 9x, last vs. Austin Peay (4/12)

Career-Highs

At-Bats.....	4, 10x, last at Tennessee Tech (4/26/19)
Runs.....	3, at Northern Iowa (2/9/19)
Hits.....	3, vs. Murray State (4/9/17)
Doubles.....	1, 11x, last vs. Murray State (4/15/19)
Triples.....	1, 6x, last vs. Eastern Illinois (4/20/19)
Home Runs.....	1, 12x, last at Tennessee Tech (4/26/19)
RBI.....	4, vs. Eastern Illinois (4/20/19)
Stolen Bases.....	1, 12x, last vs. Austin Peay (4/12/19)

27 ANNA GRIFFIN

2019 Season/Career-Highs

At-Bats.....	4, at Central Arkansas (3/1)
Runs.....	1, 3x, last at Tennessee State (3/23)
Hits.....	1, 4x, last at Tennessee State (3/23)
Doubles.....	1, vs. UL Monroe (3/1)
Triples.....	-
Home Runs.....	1, 2x, last at Central Arkansas (3/1)
RBI.....	1, 2x, last at Central Arkansas (3/1)
Stolen Bases.....	-

22 MADISON HARRIS

2019 Season-Highs

At-Bats.....	3, 3x, last vs. Coppin State (3/2)
Runs.....	2, vs. Coppin State (3/2)
Hits.....	2, vs. Coppin State (3/2)
Doubles.....	-
Triples.....	1, 2x, last at Jacksonville State (4/28)
Home Runs.....	1, vs. Murray State (4/15)
RBI.....	1, 5x, last at Jacksonville State (4/28)
Stolen Bases.....	1, 3x, last at Jacksonville State (4/28)

Career-Highs

At-Bats.....	4, 6x, last at Murray State (4/8/18)
Runs.....	2, 4x, last vs. Coppin State (3/2/19)
Hits.....	3, vs. UMKC (3/17/17)
Doubles.....	1, 2x, last vs. Eastern Illinois (4/1/17)
Triples.....	1, 2x, last at Jacksonville State (4/28/19)
Home Runs.....	1, 2x, last vs. Murray State (4/15/19)
RBI.....	2, 4x, last vs. Tennessee State (4/28/18)
Stolen Bases.....	1, 9x, last at Jacksonville State (4/28/19)

18 MACKENZIE LONG

2019 Season-Highs

At-Bats.....	2, 2x, last vs. Eastern Illinois (4/20)
Runs.....	1, 14x, last vs. Morehead State (5/3)
Hits.....	1, vs. Eastern Illinois (4/20)
Doubles.....	-
Triples.....	-
Home Runs.....	-
RBI.....	-
Stolen Bases.....	1, 3x, last at Tennessee Tech (4/26/19)

Career-Highs

At-Bats.....	3, 2x, last at Eastern Kentucky (4/23/16)
Runs.....	1, 23x, last vs. Morehead State (5/3/19)
Hits.....	1, 3x, last vs. Eastern Illinois (4/20/19)
Doubles.....	-
Triples.....	-
Home Runs.....	-
RBI.....	-
Stolen Bases.....	1, 6x, last at Tennessee Tech (4/26/19)

11 DANINA MARTON

2019 Season-Highs

At-Bats.....	3, 2x, last vs. UMKC (3/9)
Runs.....	1, 3x, last vs. UMKC (3/8)
Hits.....	1, 3x, last at Tennessee State (3/23)
Doubles.....	1, vs. UMKC (3/9)
Triples.....	-
Home Runs.....	-
RBI.....	1, 2x, last at Tennessee State (3/23)
Stolen Bases.....	-

Career-Highs

At-Bats.....	3, 2x, last vs. UMKC (3/9/19)
Runs.....	1, 3x, last vs. UMKC (3/8/19)
Hits.....	1, 3x, last at Tennessee State (3/23/19)
Doubles.....	1, vs. UMKC (3/9/19)
Triples.....	-
Home Runs.....	-
RBI.....	1, 2x, last at Tennessee State (3/23/19)
Stolen Bases.....	-

3 SARAH MESSEX

2019 Season-Highs

At-Bats.....	4, 9x, last at Belmont (3/24)
Runs.....	4, vs. Northern Illinois (3/16)
Hits.....	3, 2x, last vs. Northern Illinois (3/16)
Doubles.....	1, 9x, last at Missouri (4/23)
Triples.....	1, 2x, last at SIU Edwardsville (4/6)
Home Runs.....	2, 2x, last vs. Morehead State (5/3)
RBI.....	3, 4x, last vs. Morehead State (5/3)
Stolen Bases.....	2, vs. Morehead State (5/3)

Career-Highs

At-Bats.....	4, 18x, last at Belmont (3/24/19)
Runs.....	4, vs. Northern Illinois (3/16/19)
Hits.....	4, at Murray State (4/8/18)
Doubles.....	2, 3x, last vs. Tennessee State (4/28/18)
Triples.....	1, 4x, last vs. SIU Edwardsville (4/6/19)
Home Runs.....	2, 2x, last vs. Morehead State (5/3/19)
RBI.....	3, 9x, last vs. Morehead State (5/3/19)
Stolen Bases.....	2, 3x, last vs. Morehead State (5/3/19)

YOUR REDHAWKS

SEASON/CAREER-HIGHS

21 CHELSY PENA

2019 Season-Highs

At-Bats.....4, vs. Coppin State (3/2)
Runs.....2, vs. UMKC (3/8)
Hits.....2, 3x, last vs. Omaha (3/16)
Doubles.....2, vs. Coppin State (3/2)
Triples.....-
Home Runs.....-
RBI.....2, 3x, last vs. Murray State (4/15)
Stolen Bases.....2, vs. UL Monroe (3/1)

1 PAYTON PIERCE

2019 Season-Highs

At-Bats.....1, 4x, last vs. Northern Illinois (3/16)
Runs.....1, vs. Omaha (3/17)
Hits.....1, vs. Coppin State (3/2)
Doubles.....1, vs. Coppin State (3/2)
Triples.....-
Home Runs.....-
RBI.....-
Stolen Bases.....1, vs. Detroit Mercy (3/17)

17 BROOKE RHEINECKER

2019 Season-Highs

At-Bats.....3, 7x, last at Belmont (3/24)
Runs.....2, at Northern Iowa (2/9)
Hits.....2, at Northern Iowa (2/9)
Doubles.....-
Triples.....-
Home Runs.....-
RBI.....1, 4x, last at SIU Edwardsville (4/6)
Stolen Bases.....1, 6x, last at SIU Edwardsville (4/6)

Career-Highs

At-Bats.....4, 6x, last vs. Morehead State (4/22/17)
Runs.....2, 5x, last at Northern Iowa (2/9/19)
Hits.....3, vs. Alabama A&M (3/11/17)
Doubles.....1, at Austin Peay (4/6/18)
Triples.....-
Home Runs.....-
RBI.....3, vs. Jarvis Christian College (2/11/17)
Stolen Bases.....2, 2x, last vs. Tennessee State (4/28/18)

9 RACHEL ROOK

2019 Season

Innings Pitched.....7.0, at Kansas (3/8)
Fewest Hits.....0, 9x, last vs. Morehead State (5/3)
Most Hits.....8, vs. Missouri State (3/2)
Fewest Runs.....0, 17x, last vs. Morehead State (5/3)
Most Runs.....5, vs. Missouri State (3/2)
Fewest Walks.....0, 15x, last vs. Morehead State (5/3)
Strikeouts.....12, vs. Morehead State (5/3)

Career-Highs

Innings Pitched.....7.0, at Kansas (3/8/19)
Fewest Hits.....0, 18x, last vs. Morehead State (5/3/19)
Most Hits.....8, vs. Missouri State (3/2/19)
Fewest Runs.....0, 30x, last vs. Morehead State (5/3/19)
Most Runs.....5, vs. Missouri State (3/2/19)
Fewest Walks.....0, 27x, last vs. Morehead State (5/3/19)
Strikeouts.....12, vs. Morehead State (5/3/19)

15 HALEY THOGMARTIN

2019 Season/Career-Highs

Innings Pitched.....7.0, 5x, last vs. Murray State (4/15)
Fewest Hits.....0, 7x, last vs. Eastern Illinois (4/20)
Most Hits.....9, vs. Murray State (4/15)
Fewest Runs.....0, 18x, last vs. Morehead State (5/3)
Most Runs.....8, vs. Murray State (4/15)
Fewest Walks.....0, 18x, last vs. Morehead State (5/3)
Strikeouts.....10, vs. Eastern Kentucky (4/1)

Career-Highs

Innings Pitched.....7.0, 10x, last vs. Murray State (4/15/19)
Fewest Hits.....0, 11x, last vs. Eastern Illinois (4/20/19)
Most Hits.....9, 4x, last vs. Murray State (4/15/19)
Fewest Runs.....0, 36x, last vs. Morehead State (5/3/19)
Most Runs.....9, vs. UMKC (3/6/16)
Fewest Walks.....0, 45x, last vs. Morehead State (5/3/19)
Strikeouts.....10, vs. Eastern Kentucky (4/1/19)

20 LEAHA WININGER

2019 Season-Highs

At-Bats.....3, vs. Coppin State (3/2)
Runs.....1, 2x, last vs. UMKC (3/8)
Hits.....-
Doubles.....-
Triples.....-
Home Runs.....-
RBI.....-
Stolen Bases.....1, vs. Coppin State (3/2)

YOUR REDHAWKS

SEASON/CAREER STATISTICS



2019 Southeast Missouri Softball
Individual Season/Career Summary for Southeast Missouri (as of May 06, 2019)
(All games Sorted by Batting avg)



Record: 41-15 Home: 10-3 Away: 16-7 Neutral: 15-5 OVC: 17-5

Player	SEASON													CAREER													
	Avg	G-GS	AB	R	H	2B	3B	HR	RBI	BB	Hbp	SO	Sb-Att	Avg	G-GS	AB	R	H	2B	3B	HR	RBI	BB	Hbp	SO	Sb-Att	
2 ANDERSON, Rachel	.453	56-56	161	48	73	12	9	12	53	32	3	15	22-30	.414	159-159	464	119	192	33	23	20	112	77	7	56	49-69	
26 ELLIS, Ashley	.346	56-56	162	29	56	8	1	15	52	16	1	36	1-1	.272	156-156	427	52	116	21	4	24	93	45	5	106	5-5	
7 ARELLANES, Mykaela	.343	56-56	172	51	59	7	2	7	26	25	5	30	14-15	.340	148-148	459	115	156	24	8	12	65	68	7	76	39-44	
12 BARNOUSKI, Addison	.340	56-56	150	24	51	9	0	7	35	14	3	29	2-2	.300	147-129	363	64	109	21	2	17	76	28	5	77	13-13	
4 GALLO, Claudia	.326	52-52	135	31	44	8	3	10	25	7	16	17	9-12	.298	129-93	252	49	75	11	7	12	42	13	26	46	13-17	
3 MESSEX, Sarah	.278	56-56	151	38	42	9	2	9	27	17	6	33	7-10	.253	208-208	522	101	132	24	4	20	96	73	20	124	26-37	
8 BANDY, Parker	.248	52-50	117	21	29	4	3	3	18	16	2	32	5-6	.276	152-149	381	63	105	20	8	7	60	50	6	86	13-16	
14 ANDERSON, Kaylee	.242	42-30	95	19	23	6	1	1	17	1	1	12	4-5	.212	59-33	113	21	24	6	1	1	17	2	1	17	4-5	
24 DONALD, Rachael	.207	49-43	92	7	19	3	0	0	6	10	1	23	0-0	.185	66-45	108	10	20	3	0	0	9	11	2	27	1-1	
1 PIERCE, Payton	.250	9-0	4	1	1	1	0	0	0	1	0	1	1-2	.250	9-0	4	1	1	1	0	0	0	1	0	1	1-2	
17 RHEINECKER, Brooke	.246	37-18	57	13	14	0	0	0	4	2	0	6	6-9	.278	130-80	234	43	65	1	0	0	13	5	1	24	24-32	
21 PENA, Chelsy	.230	43-15	61	8	14	4	0	0	10	2	0	8	2-3	.230	43-15	61	8	14	4	0	0	10	2	0	8	2-3	
11 MARTON, Danina	.214	22-1	14	3	3	1	0	0	2	1	0	4	0-1	.250	25-1	16	3	4	1	0	0	2	1	0	4	0-1	
22 HARRIS, Madison	.200	31-6	35	6	7	0	2	1	5	4	0	3	3-4	.235	116-32	153	34	36	2	2	2	20	18	0	20	9-12	
16 CONWAY, Randi Dae	.200	10-1	5	4	1	0	0	0	0	0	0	1	0-0	.203	66-22	59	23	12	1	0	0	2	2	1	17	3-5	
27 GRIFFIN, Anna	.167	22-3	24	3	4	1	0	2	2	6	0	8	0-0	.167	22-3	24	3	4	1	0	2	2	6	0	8	0-0	
18 LONG, Mackenzie	.125	37-1	8	14	1	0	0	0	0	0	0	1	3-3	.120	87-4	25	23	3	0	0	0	0	2	1	9	6-6	
10 EMERT, Ashley	.083	20-4	12	3	1	0	0	0	0	3	0	5	2-2	.083	20-4	12	3	1	0	0	0	0	3	0	5	2-2	
20 WININGER, Leah	.000	11-0	9	2	0	0	0	0	0	1	0	1	1-2	.000	11-0	9	2	0	0	0	0	0	1	0	1	1-2	
15 THOGMARTIN, Haley	.000	1-1	0	0	0	0	0	0	0	0	0	0	0-0	.000	4-3	0	0	0	0	0	0	0	0	0	0	0-0	
6 DAVIS, Marisa	.000	1-0	0	0	0	0	0	0	0	0	0	0	0-0	.000	1-0	0	0	0	0	0	0	0	0	0	0	0-0	
9 ROOK, Rachel	.000	4-3	0	0	0	0	0	0	0	0	0	0	0-0	.000	4-3	0	0	0	0	0	0	0	0	0	0	0-0	
Totals	.302	56-56	1464	325	442	73	23	67	282	158	38	265	82-107														
Opponents	.239	56-56	1357	170	325	46	1	32	156	132	23	296	30-41														

(All games Sorted by Earned run avg)

Player	SEASON													CAREER												
	ERA	W-L	App	GS	CG	Sho	Sv	IP	H	R	ER	BB	SO	ERA	W-L	App	GS	CG	Sho	Sv	IP	H	R	ER	BB	SO
15 THOGMARTIN, Haley	1.73	19-6	37	27	9	3	2	149.2	130	57	37	31	122	2.80	41-25	106	68	18	6	3	383.0	391	202	153	96	259
9 ROOK, Rachel	2.53	9-3	31	11	2	2	2	74.2	60	29	27	28	90	2.73	14-8	57	14	2	2	6	123.0	94	52	48	52	144
5 ESTES, Alexis	3.13	7-2	22	16	0	0	2	62.2	49	32	28	35	36	3.98	16-13	69	38	3	0	4	193.2	199	134	110	92	120
14 ANDERSON, Kaylee	3.70	5-3	22	1	0	0	3	47.1	54	31	25	24	29	3.79	5-3	25	1	0	0	3	51.2	59	34	28	25	30

Player	CH	PO	A	E	Fld%	SBA	CSB	SBA%	PB	CI	Ch	PO	A	E	Fld%	SBA	CSB	SBA%	PB	CI
7 ARELLANES, Mykaela	64	61	3	0	1.000	0	0	---	0	0	175	164	6	5	.971	0	0	---	0	0
5 ESTES, Alexis	20	4	16	0	1.000	2	4	.333	0	0	60	8	51	1	.983	15	9	.625	0	0
22 HARRIS, Madison	15	7	8	0	1.000	0	0	---	0	0	25	11	13	1	.960	0	0	---	0	0
20 WININGER, Leah	5	4	1	0	1.000	0	0	---	0	0	5	4	1	0	1.000	0	0	---	0	0
18 LONG, Mackenzie	5	2	3	0	1.000	0	0	---	0	0	12	6	6	0	1.000	0	0	---	0	0
9 ROOK, Rachel	5	3	2	0	1.000	5	3	.625	0	0	15	5	10	0	1.000	8	6	.571	0	0
17 RHEINECKER, Brooke	3	3	0	0	1.000	0	0	---	0	0	40	36	1	3	.925	0	0	---	0	0
11 MARTON, Danina	2	2	0	0	1.000	0	0	---	0	0	2	2	0	0	1.000	0	0	---	0	0
4 GALLO, Claudia	83	82	0	1	.988	0	0	---	0	0	155	148	5	2	.987	0	0	---	0	0
26 ELLIS, Ashley	309	296	9	4	.987	0	0	---	0	0	982	937	33	12	.988	0	0	---	0	0
21 PENA, Chelsy	62	57	4	1	.984	3	3	.500	0	0	62	57	4	1	.984	3	3	.500	0	0
24 DONALD, Rachael	247	227	16	4	.984	23	8	.742	4	2	272	248	20	4	.985	24	9	.727	4	2
10 EMERT, Ashley	41	36	4	1	.976	4	0	1.000	1	0	41	36	4	1	.976	4	0	1.000	1	0
2 ANDERSON, Rachel	91	82	6	3	.967	0	0	---	0	0	268	243	20	5	.981	0	0	---	0	0
3 MESSEX, Sarah	173	82	82	9	.948	0	0	---	0	0	709	313	350	46	.935	3	0	1.000	0	0
14 ANDERSON, Kaylee	36	8	26	2	.944	4	3	.571	0	0	50	16	32	2	.960	5	4	.556	0	0
12 BARNOUSKI, Addison	138	45	85	8	.942	0	0	---	0	0	293	85	188	20	.932	1	0	1.000	0	0
8 BANDY, Parker	126	68	50	8	.937	0	0	---	0	0	455	244	185	26	.943	0	0	---	0	0
15 THOGMARTIN, Haley	22	5	15	2	.909	13	0	1.000	0	0	68	16	47	5	.926	37	6	.860	0	0
6 DAVIS, Marisa	7	2	4	1	.857	6	1	.857	0	0	7	2	4	1	.857	6	1	.857	0	0
27 GRIFFIN, Anna	10	7	1	2	.800	0	0	---	0	0	10	7	1	2	.800	0	0	---	0	0
1 PIERCE, Payton	0	0	0	0	.000	0	0	---	0	0	0	0	0	0	.000	0	0	---	0	0
16 CONWAY, Randi Dae	0	0	0	0	.000	0	0	---	0	0	39	23	13	3	.923	0	0	---	0	0
Totals	1464	1083	335	46	.969	30	11	.732	5	2										
Opponents	1530	1063	393	74	.952	82	25	.766	4	1										

YOUR REDHAWKS

GAME-BY-GAME HITTING

Opponent	AB	R	H	RBI	2B	3B	HR	BB	IBB	SB	CS	HBP	SAC	SF	GDP	K	PO	A	E	Avg
Southeast Missouri	32	7	12	7	1	1	0	4	0	3	0	0	0	0	0	1	21	4	1	.375
South Dakota State	29	3	7	3	1	0	1	6	0	0	0	1	0	0	0	5	21	9	1	.241
Southeast Missouri	29	5	8	5	3	1	0	3	0	0	0	1	0	0	0	2	21	3	3	.328
Northern Iowa	28	1	5	1	0	0	0	3	0	1	0	1	0	0	0	5	21	11	0	.211
Southeast Missouri	28	16	13	13	0	1	2	9	0	2	0	1	0	0	0	2	15	3	0	.371
Northern Iowa	18	0	4	0	1	0	0	1	0	0	0	0	0	0	0	4	15	6	4	.213
Southeast Missouri	28	7	12	7	2	2	0	3	0	3	1	0	0	0	0	6	21	7	1	.385
Toledo	25	5	6	5	0	0	2	6	0	1	0	1	0	1	0	4	18	6	1	.220
Southeast Missouri	24	1	4	1	1	0	1	1	0	0	1	1	0	0	0	13	21	3	0	.348
Drake	29	6	9	6	0	1	0	4	0	3	0	0	0	1	0	9	21	2	0	.240
Southeast Missouri	14	0	1	0	0	0	0	1	0	0	0	0	1	0	0	2	13	1	2	.323
Wichita State	21	8	9	8	4	0	1	2	0	1	0	0	1	1	0	0	15	4	0	.267
Southeast Missouri	28	10	14	9	0	1	4	2	0	2	0	0	0	0	0	1	15	3	0	.350
Abilene Christian	18	2	4	2	0	0	1	2	0	0	0	0	1	0	0	7	5	2	4	.262
Southeast Missouri	21	3	5	3	3	0	0	1	0	0	0	1	0	0	0	7	14	3	2	.338
Louisiana Tech	26	11	13	11	4	0	0	5	0	3	0	1	1	0	0	8	15	4	1	.294
Southeast Missouri	28	8	10	8	0	1	2	5	0	3	0	0	1	0	0	3	18	2	1	.341
Fairleigh Dickinson	19	0	2	0	0	0	0	3	0	0	0	0	1	0	0	9	18	7	1	.277
Southeast Missouri	29	7	8	3	1	1	1	3	0	4	0	0	0	0	0	1	21	6	1	.333
Mississippi Valley State	25	0	4	0	0	0	0	1	0	0	0	0	1	0	0	9	18	10	4	.265
Southeast Missouri	25	1	4	1	0	0	0	0	0	0	1	0	0	0	0	13	18	4	2	.318
Arkansas	29	7	10	7	1	0	2	3	0	0	0	0	0	1	0	4	21	7	1	.273
Southeast Missouri	27	2	5	2	0	1	0	7	0	3	0	1	0	0	1	10	21	4	4	.307
Drake	29	6	8	6	2	0	0	5	0	2	0	0	1	0	0	4	21	2	2	.274
Southeast Missouri	31	6	10	6	1	0	2	1	0	0	0	0	0	0	0	8	21	4	1	.308
Arkansas	27	1	7	1	0	0	0	5	0	0	0	1	0	0	1	2	21	7	1	.272
Southeast Missouri	29	5	7	5	2	0	2	1	0	2	1	0	0	0	0	7	18	6	2	.303
Drake	23	7	7	6	0	0	0	8	0	2	1	0	2	0	0	4	21	5	2	.275
Southeast Missouri	24	5	3	5	1	0	1	1	0	2	0	0	0	0	0	2	21	6	3	.292
IUPUI	27	3	6	2	0	0	0	3	0	2	0	0	0	1	0	3	18	4	3	.271
Southeast Missouri	25	8	8	6	3	0	1	1	0	5	0	1	0	1	0	2	18	5	1	.299
UL-Monroe	19	0	2	0	1	0	0	3	0	0	2	0	1	0	0	10	6	2	5	.263
Southeast Missouri	34	11	14	9	3	1	3	1	0	0	1	0	0	0	0	5	21	4	2	.308
Central Arkansas	28	7	7	6	1	0	0	3	0	1	0	1	0	0	0	6	21	7	2	.262
Southeast Missouri	31	11	10	8	3	1	0	6	0	3	1	0	0	0	0	3	21	7	1	.309
Coppin State	27	5	8	4	1	0	0	3	0	0	0	1	0	1	1	8	21	12	2	.264
Southeast Missouri	29	4	9	4	1	0	0	3	0	0	0	1	0	0	1	4	18	8	2	.309
Missouri State	31	7	13	6	2	0	1	0	0	1	0	1	0	0	0	6	21	10	2	.274
Southeast Missouri	29	8	9	6	1	0	2	10	0	3	0	1	0	0	0	4	21	10	0	.309
UMKC	25	2	4	2	0	0	0	1	0	1	0	0	0	0	0	6	21	5	0	.268
Southeast Missouri	28	2	8	2	3	0	0	3	0	1	0	3	0	0	1	3	21	6	0	.308
Kansas	23	0	4	0	2	0	0	0	0	0	0	2	1	0	0	2	21	8	1	.264
Southeast Missouri	25	8	8	7	3	0	0	4	0	2	1	0	0	0	0	6	21	7	0	.308
UMKC	25	2	5	2	3	0	1	2	0	0	0	0	1	0	0	13	18	8	2	.261
Southeast Missouri	30	6	9	5	1	0	1	5	0	1	1	1	0	0	0	9	21	8	1	.308
Maine	23	2	3	2	0	0	0	3	0	0	0	0	0	1	1	8	21	10	3	.256
Southeast Missouri	25	2	5	1	0	0	0	2	0	3	0	4	1	0	0	5	21	7	0	.304
Kansas	27	1	6	1	1	0	0	1	0	0	1	0	0	0	0	3	21	4	1	.255
Southeast Missouri	24	5	9	4	1	1	1	1	0	1	0	2	2	1	0	4	21	6	0	.306
Missouri State	26	2	7	2	1	0	1	2	0	0	1	0	0	1	0	5	18	7	1	.255
Southeast Missouri	29	14	14	13	1	0	6	3	0	1	1	0	0	0	0	2	15	8	0	.313
Northern Illinois	18	4	7	3	0	0	1	4	0	0	1	0	2	0	0	2	15	8	1	.259
Southeast Missouri	31	9	13	7	1	2	1	2	0	2	2	0	0	0	1	3	21	8	0	.318
Omaha	27	4	7	4	3	0	2	2	0	0	0	1	0	0	0	5	21	13	0	.259
Southeast Missouri	27	9	10	8	1	1	1	3	0	1	1	1	1	2	0	3	18	8	0	.320
Detroit Mercy	18	0	3	0	0	0	0	1	0	0	0	0	0	0	1	5	18	9	4	.257
Southeast Missouri	19	3	2	1	0	0	1	2	0	0	0	1	0	0	1	1	21	7	0	.315
Omaha	24	1	5	1	1	0	1	0	0	0	0	0	1	0	0	6	18	5	2	.255
Southeast Missouri	29	8	12	7	1	1	0	2	0	8	1	1	2	1	0	6	21	4	0	.318
Tennessee State	25	0	5	0	1	0	0	2	0	1	0	0	0	0	1	10	21	7	0	.253

YOUR REDHAWKS

GAME-BY-GAME HITTING

Southeast Missouri	31	11	14	10	3	0	0	5	0	7	0	0	0	1	0	1	18	9	1	.323
Tennessee State	17	1	2	0	0	0	0	2	0	0	0	0	1	0	1	2	18	3	3	.250
Southeast Missouri	28	3	6	2	0	0	2	1	0	0	0	0	0	0	0	10	21	5	0	.320
Belmont	24	2	3	2	0	0	2	2	0	0	0	2	0	0	0	3	21	6	1	.246
Southeast Missouri	25	0	4	0	0	0	0	1	0	0	0	0	0	0	0	8	18	8	1	.315
Belmont	25	7	8	7	0	0	1	3	0	1	1	1	0	0	0	3	21	7	0	.248
Southeast Missouri	28	4	10	4	1	0	2	3	2	2	0	3	0	0	0	6	21	4	2	.316
Eastern Kentucky	25	1	3	1	1	0	0	1	0	0	0	1	0	0	0	10	18	12	0	.245
Southeast Missouri	28	9	11	8	4	0	2	3	0	1	0	1	0	0	0	6	21	8	0	.319
Eastern Kentucky	29	7	10	7	0	0	1	4	0	1	1	0	0	1	0	2	18	5	1	.248
Southeast Missouri	32	14	12	12	5	1	3	5	0	1	0	2	0	1	0	6	21	1	1	.320
SIU Edwardsville	28	1	6	1	1	0	0	1	0	1	0	1	0	0	0	6	21	4	3	.247
Southeast Missouri	28	3	11	3	4	0	0	4	0	1	2	0	1	0	0	2	18	11	0	.322
SIU Edwardsville	20	4	7	3	1	0	0	4	0	0	2	0	2	1	0	2	21	7	0	.249
Southeast Missouri	24	1	5	1	0	0	0	1	0	0	0	1	2	0	0	4	21	7	0	.320
UT Martin	22	0	3	0	0	0	0	0	0	0	0	0	0	0	1	3	21	7	0	.247
Southeast Missouri	31	6	11	6	1	0	3	0	0	2	0	1	0	0	0	4	21	12	1	.321
UT Martin	27	0	8	0	0	0	0	1	0	0	1	1	1	0	0	2	21	9	0	.248
Southeast Missouri	24	2	4	2	2	0	0	1	0	1	0	0	0	1	0	11	21	8	1	.317
Austin Peay	26	5	7	4	2	0	0	2	0	1	0	2	1	1	1	6	21	3	0	.248
Southeast Missouri	21	9	9	7	1	0	2	1	0	0	0	0	0	0	0	6	15	4	0	.320
Austin Peay	18	0	4	0	1	0	0	1	0	1	0	0	0	0	1	2	12	1	2	.248
Southeast Missouri	26	4	5	4	0	0	3	2	0	1	0	0	0	0	0	8	21	7	4	.317
Murray State	30	8	9	7	2	0	2	3	2	1	0	0	2	0	0	2	21	4	0	.250
Southeast Missouri	23	9	10	9	1	0	4	3	0	0	0	0	1	0	0	4	15	4	0	.319
Murray State	17	1	2	1	0	0	1	2	0	0	0	0	0	0	0	3	14	7	0	.247
Southeast Missouri	28	3	7	3	0	0	1	1	0	0	1	1	1	0	0	4	21	8	2	.317
Southern Illinois	28	9	10	8	0	0	3	6	0	1	0	1	2	0	0	1	21	7	2	.250
Southeast Missouri	24	4	5	4	2	0	0	3	0	3	0	0	1	0	0	4	21	5	1	.315
Saint Louis	26	3	4	2	0	0	2	0	0	0	0	0	0	0	0	7	18	12	1	.248
Southeast Missouri	23	11	10	10	1	0	3	2	0	0	1	1	0	0	0	1	15	4	0	.317
Eastern Illinois	21	3	7	3	0	0	0	0	0	0	0	0	1	0	0	4	12	4	4	.250
Southeast Missouri	25	8	8	7	2	2	1	4	0	1	1	0	1	0	0	3	21	12	0	.317
Eastern Illinois	27	5	6	4	2	0	1	2	0	0	0	1	0	0	0	7	18	10	3	.249
Southeast Missouri	22	3	2	3	0	0	1	2	0	1	0	1	0	0	0	7	18	4	1	.314
Missouri	22	4	5	4	0	0	2	2	0	2	0	1	0	0	0	5	21	7	0	.249
Southeast Missouri	23	1	4	0	2	0	0	0	0	0	2	0	0	0	0	9	18	8	0	.311
Missouri	26	4	9	4	1	0	1	6	0	2	0	0	1	0	0	6	21	10	1	.251
Southeast Missouri	21	1	3	0	0	0	0	6	0	0	0	1	3	0	0	5	21	8	0	.308
Tennessee Tech	26	0	6	0	0	0	0	1	0	0	0	0	0	0	1	6	21	6	1	.250
Southeast Missouri	25	6	6	5	1	0	3	5	0	3	2	0	0	0	0	3	21	14	1	.307
Tennessee Tech	27	5	5	4	1	0	2	1	0	0	0	0	0	0	0	6	21	10	0	.249
Southeast Missouri	19	0	0	0	0	0	0	1	0	1	2	2	0	0	1	5	18	3	0	.303
Jacksonville State	21	1	3	1	1	0	0	0	0	0	0	0	0	0	0	6	21	10	1	.247
Southeast Missouri	23	3	5	3	1	1	1	5	0	0	0	3	2	0	1	3	21	6	0	.302
Jacksonville State	25	1	5	1	2	0	0	1	1	0	0	0	1	0	0	2	21	12	0	.246
Southeast Missouri	25	3	4	2	0	1	1	2	0	0	0	0	2	0	0	5	21	3	1	.299
Saint Louis	25	1	5	1	0	0	0	2	0	0	0	0	1	0	0	11	21	12	2	.245
Southeast Missouri	23	7	9	7	0	2	2	6	0	0	0	0	0	2	0	1	21	7	0	.300
Morehead State	21	0	1	0	1	0	0	1	0	0	0	1	1	0	0	5	18	3	0	.242
Southeast Missouri	23	9	9	6	3	0	1	1	0	3	1	0	0	0	0	1	15	3	0	.302
Morehead State	15	0	0	0	0	0	0	0	0	0	0	0	0	0	0	0	12	8	3	.239

YOUR REDHAWKS

GAME-BY-GAME PITCHING

Opponent	IP	H	R	ER	BB	SO	2B	3B	HR	WP	BK	HBP	DP	IBB	Score	W-L	SV	ERA
Southeast Missouri	7.0	7	3	3	6	5	1	0	1	0	0	1	0	0	7-3	1-0	0	3.86
South Dakota State	7.0	12	7	7	4	1	1	1	0	1	0	0	0	0	3-7	0-1	0	9.00
Southeast Missouri	7.0	5	1	1	3	5	0	0	0	1	0	1	0	0	5-1	2-0	0	2.57
Northern Iowa	7.0	8	5	5	3	2	3	1	0	1	0	1	0	0	1-5	0-2	0	7.71
Southeast Missouri	5.0	4	0	0	1	4	1	0	0	0	0	0	1	0	16-0	3-0	0	1.89
Northern Iowa	5.0	13	16	8	9	2	0	1	2	1	0	1	0	0	0-16	0-3	0	9.47
Southeast Missouri	7.0	6	5	5	6	4	0	0	2	2	0	1	1	0	7-5	4-0	1	3.12
Toledo	6.0	12	7	7	3	6	2	2	0	1	0	0	0	0	5-7	0-4	0	9.72
Southeast Missouri	7.0	9	6	6	4	9	0	1	0	0	0	0	0	0	1-6	4-1	1	4.09
Drake	7.0	4	1	1	1	13	1	0	1	1	0	1	0	0	6-1	1-4	0	7.88
Southeast Missouri	4.1	9	8	6	2	0	4	0	1	0	0	0	0	0	0-8	4-2	1	5.06
Wichita State	5.0	1	0	0	1	2	0	0	0	0	0	0	1	0	8-0	2-4	0	6.81
Southeast Missouri	5.0	4	2	2	2	7	0	0	1	0	0	0	0	0	10-2	5-2	1	4.89
Abilene Christian	4.1	14	10	10	2	1	0	1	4	0	1	0	0	0	2-10	2-5	0	8.27
Southeast Missouri	4.2	13	11	9	5	8	4	0	0	1	0	1	0	0	3-11	5-3	1	6.13
Louisiana Tech	5.0	5	3	0	1	7	3	0	0	0	0	1	0	0	11-3	3-5	0	7.38
Southeast Missouri	6.0	2	0	0	3	9	0	0	0	1	0	0	1	0	8-0	6-3	1	5.43
Fairleigh Dickinson	6.0	10	8	8	5	3	0	1	2	0	0	0	0	0	0-8	3-6	0	7.91
Southeast Missouri	7.0	4	0	0	1	9	0	0	0	0	0	0	0	0	7-0	7-3	1	4.80
Mississippi Valley State	6.0	8	7	3	3	1	1	1	1	0	0	0	0	0	0-7	3-7	0	7.56
Southeast Missouri	6.0	10	7	3	3	4	1	0	2	0	0	0	0	0	1-7	7-4	1	3.71
Arkansas	7.0	4	1	0	0	13	0	0	0	1	0	0	0	0	7-1	4-7	0	5.25
Southeast Missouri	7.0	8	6	3	5	4	2	0	0	0	0	0	0	0	2-6	7-5	1	3.64
Drake	7.0	5	2	2	7	10	0	1	0	1	0	1	1	0	6-2	5-7	0	4.94
Southeast Missouri	7.0	7	1	1	5	2	0	0	0	1	0	1	1	0	6-1	8-5	2	3.41
Arkansas	7.0	10	6	5	1	8	1	0	2	0	0	0	0	0	1-6	5-8	0	4.94
Southeast Missouri	6.0	7	7	3	8	4	0	0	0	0	0	0	0	0	5-7	8-6	2	3.42
Drake	7.0	7	5	5	1	7	2	0	2	0	0	0	0	0	7-5	6-8	1	4.95
Southeast Missouri	7.0	6	3	1	3	3	0	0	0	1	0	0	1	0	5-3	9-6	2	3.24
IUPUI	6.0	3	5	1	1	2	1	0	1	0	0	0	1	0	3-5	6-9	1	4.70
Southeast Missouri	6.0	2	0	0	3	10	1	0	0	1	0	0	0	0	8-0	10-6	2	3.04
UL-Monroe	5.2	8	8	6	1	2	3	0	1	0	0	1	0	0	0-8	6-10	1	4.87
Southeast Missouri	7.0	7	7	6	3	6	1	0	0	0	0	1	0	0	11-7	11-6	2	3.24
Central Arkansas	7.0	14	11	10	1	5	3	1	3	2	0	0	0	0	7-11	6-11	1	5.22
Southeast Missouri	7.0	8	5	5	3	8	1	0	0	0	0	1	2	0	11-5	12-6	2	3.35
Coppin State	7.0	10	11	9	6	3	3	1	0	2	0	0	0	0	5-11	6-12	1	5.45
Southeast Missouri	6.0	13	7	4	0	6	2	0	1	0	0	1	0	0	4-7	12-7	2	3.41
Missouri State	7.0	9	4	3	3	4	1	0	0	0	0	1	2	0	7-4	7-12	2	5.31
Southeast Missouri	7.0	4	2	2	1	6	0	0	0	0	0	0	0	0	8-2	13-7	2	3.33
UMKC	7.0	9	8	8	10	4	1	0	2	3	0	1	0	0	2-8	7-13	2	5.46
Southeast Missouri	7.0	4	0	0	0	2	2	0	0	1	0	2	1	0	2-0	14-7	2	3.16
Kansas	7.0	8	2	2	3	3	3	0	0	0	0	3	2	0	0-2	7-14	2	5.28
Southeast Missouri	7.0	5	2	2	2	13	3	0	1	1	0	0	0	0	8-2	15-7	3	3.10
UMKC	6.0	8	8	6	4	6	3	0	0	0	0	0	1	0	2-8	7-15	2	5.35
Southeast Missouri	7.0	3	2	2	3	8	0	0	0	0	0	0	1	0	6-2	16-7	3	3.05
Maine	7.0	9	6	6	5	9	1	0	1	1	0	1	0	0	2-6	7-16	2	5.38
Southeast Missouri	7.0	6	1	1	1	3	1	0	0	0	0	0	0	0	2-1	17-7	3	2.95
Kansas	7.0	5	2	2	2	5	0	0	0	0	0	4	0	0	1-2	7-17	2	5.23
Southeast Missouri	7.0	7	2	2	2	5	1	0	1	0	0	0	0	0	5-2	18-7	4	2.91
Missouri State	6.0	9	5	4	1	4	1	1	1	0	0	2	1	0	2-5	7-18	2	5.21
Southeast Missouri	5.0	7	4	4	4	2	0	0	1	0	0	0	0	0	14-4	19-7	4	2.99
Northern Illinois	5.0	14	14	13	3	2	1	0	6	1	0	0	0	0	4-14	7-19	2	5.60
Southeast Missouri	7.0	7	4	4	2	5	3	0	2	1	0	1	1	0	9-4	20-7	4	3.03
Omaha	7.0	13	9	9	2	3	1	2	1	2	0	0	1	0	4-9	7-20	2	5.74
Southeast Missouri	6.0	3	0	0	1	5	0	0	0	0	0	0	1	0	9-0	21-7	4	2.93
Detroit Mercy	6.0	10	9	6	3	3	1	1	1	0	0	1	0	0	0-9	7-21	2	5.78
Southeast Missouri	7.0	5	1	1	0	6	1	0	1	1	0	0	1	0	3-1	22-7	5	2.86
Omaha	6.0	2	3	1	2	1	0	0	1	0	0	1	1	0	1-3	7-22	2	5.63
Southeast Missouri	7.0	5	0	0	2	10	1	0	0	1	0	0	1	0	8-0	23-7	5	2.76
Tennessee State	7.0	12	8	8	2	6	1	1	0	0	0	1	0	0	0-8	7-23	2	5.72

YOUR REDHAWKS

GAME-BY-GAME PITCHING

Southeast Missouri	6.0	2	1	1	2	2	0	0	0	2	0	0	3	0	11-1	24-7	5	2.71
Tennessee State	6.0	14	11	9	5	1	3	0	0	1	0	0	0	0	1-11	7-24	2	5.87
Southeast Missouri	7.0	3	2	2	2	3	0	0	2	0	0	2	0	0	3-2	25-7	6	2.68
Belmont	7.0	6	3	3	1	10	0	0	2	3	0	0	1	0	2-3	7-25	2	5.77
Southeast Missouri	6.0	8	7	6	3	3	0	0	1	1	0	1	0	0	0-7	25-8	6	2.81
Belmont	7.0	4	0	0	1	8	0	0	0	1	0	0	0	0	7-0	8-25	2	5.58
Southeast Missouri	7.0	3	1	0	1	10	1	0	0	0	0	1	0	0	4-1	26-8	6	2.72
Eastern Kentucky	6.0	10	4	4	3	6	1	0	2	0	0	3	0	2	1-4	8-26	2	5.55
Southeast Missouri	7.0	10	7	7	4	2	0	0	1	2	0	0	0	0	9-7	27-8	7	2.85
Eastern Kentucky	6.0	11	9	9	3	6	4	0	2	0	0	1	0	0	7-9	8-27	2	5.68
Southeast Missouri	7.0	6	1	0	1	6	1	0	0	0	0	1	0	0	14-1	28-8	7	2.76
SIU Edwardsville	7.0	12	14	13	5	6	5	1	3	0	0	2	1	0	1-14	8-28	2	5.91
Southeast Missouri	6.0	7	4	4	4	2	1	0	0	1	0	0	0	0	3-4	28-9	7	2.81
SIU Edwardsville	7.0	11	3	3	4	2	4	0	0	0	0	0	0	0	4-3	9-28	2	5.82
Southeast Missouri	7.0	3	0	0	0	3	0	0	0	0	0	0	1	0	1-0	29-9	7	2.73
UT Martin	7.0	5	1	1	1	4	0	0	0	0	0	1	0	0	0-1	9-29	2	5.68
Southeast Missouri	7.0	8	0	0	1	2	0	0	0	0	0	1	0	0	6-0	30-9	7	2.66
UT Martin	7.0	11	6	6	0	4	1	0	3	0	0	1	0	0	0-6	9-30	2	5.69
Southeast Missouri	7.0	7	5	4	2	6	2	0	0	1	0	2	1	0	2-5	30-10	7	2.69
Austin Peay	7.0	4	2	2	1	11	2	0	0	0	0	0	0	0	5-2	10-30	2	5.59
Southeast Missouri	5.0	4	0	0	1	2	1	0	0	0	0	0	1	0	9-0	31-10	7	2.64
Austin Peay	4.0	9	9	7	1	6	1	0	2	1	0	0	0	0	0-9	10-31	2	5.69
Southeast Missouri	7.0	9	8	2	3	2	2	0	2	0	0	0	1	2	4-8	31-11	7	2.62
Murray State	7.0	5	4	4	2	8	0	0	3	0	0	0	0	0	8-4	11-31	2	5.65
Southeast Missouri	5.0	2	1	1	2	3	0	0	1	0	0	0	0	0	9-1	32-11	7	2.60
Murray State	4.2	10	9	9	3	4	1	0	4	0	0	0	0	0	1-9	11-32	2	5.78
Southeast Missouri	7.0	10	9	9	6	1	0	0	3	0	0	1	0	0	3-9	32-12	7	2.76
Southern Illinois	7.0	7	3	1	1	4	0	0	1	1	0	1	0	0	9-3	12-32	2	5.66
Southeast Missouri	7.0	4	3	2	0	7	0	0	2	0	0	0	0	0	4-3	33-12	8	2.74
Saint Louis	6.0	5	4	3	3	4	2	0	0	0	0	0	0	0	3-4	12-33	2	5.62
Southeast Missouri	5.0	7	3	3	0	4	0	0	0	0	0	0	0	0	11-3	34-12	7	2.77
Eastern Illinois	4.0	10	11	9	2	1	1	0	3	1	0	1	0	0	3-11	12-34	2	5.76
Southeast Missouri	7.0	6	5	5	2	7	2	0	1	3	0	1	0	0	8-5	35-12	7	2.82
Eastern Illinois	6.0	8	8	5	4	3	2	2	1	0	0	0	1	0	5-8	12-35	2	5.76
Southeast Missouri	6.0	5	4	3	2	5	0	0	2	0	0	1	1	0	3-4	35-13	7	2.83
Missouri	7.0	2	3	3	2	7	0	0	1	0	0	1	0	0	4-3	13-35	3	5.70
Southeast Missouri	6.0	9	4	2	6	6	1	0	1	1	0	0	0	0	1-4	35-14	7	2.82
Missouri	7.0	4	1	1	0	9	2	0	0	0	0	0	0	0	4-1	14-35	4	5.59
Southeast Missouri	7.0	6	0	0	1	6	0	0	0	0	0	0	1	0	1-0	36-14	7	2.76
Tennessee Tech	7.0	3	1	0	6	5	0	0	0	0	0	1	0	0	0-1	14-36	4	5.47
Southeast Missouri	7.0	5	5	5	1	6	1	0	2	1	0	0	0	0	6-5	37-14	7	2.81
Tennessee Tech	7.0	6	6	6	5	3	1	0	3	1	0	0	0	0	5-6	14-37	4	5.48
Southeast Missouri	6.0	3	1	1	0	6	1	0	0	0	0	0	0	0	0-1	37-15	7	2.78
Jacksonville State	7.0	0	0	0	1	5	0	0	0	0	0	2	1	0	1-0	15-37	4	5.36
Southeast Missouri	7.0	5	1	1	1	2	2	0	0	0	0	0	0	1	3-1	38-15	8	2.74
Jacksonville State	7.0	5	3	3	5	3	1	1	1	0	0	3	1	0	1-3	15-38	4	5.31
Southeast Missouri	7.0	5	1	1	2	11	0	0	0	1	0	0	0	0	3-1	39-15	9	2.71
Saint Louis	7.0	4	3	2	2	5	0	1	1	1	0	0	0	0	1-3	15-39	4	5.24
Southeast Missouri	7.0	1	0	0	1	5	1	0	0	0	0	1	0	0	7-0	40-15	9	2.65
Morehead State	6.0	9	7	7	6	1	0	2	2	0	0	0	1	0	0-7	15-40	4	5.29
Southeast Missouri	5.0	0	0	0	0	12	0	0	0	0	0	0	0	0	9-0	41-15	9	2.62
Morehead State	4.0	9	9	6	1	1	3	0	1	0	0	0	0	0	0-9	15-41	4	5.35

YOUR REDHAWKS

GAME-BY-GAME LINEUPS

Opponent	P	C	1B	2B	3B	SS	LF	CF	RF	DP
South Dakota State	Thogmartin	Donald	Ellis	Bandy	Barnouski	Messex	Gallo	R. Anderson	Arellanes	Rheinecker
Northern Iowa	Estes	Emert	Ellis	Bandy	Barnouski	Messex	Gallo	R. Anderson	Arellanes	Harris
Northern Iowa	Thogmartin	Donald	Ellis	Bandy	Barnouski	Messex	Gallo	R. Anderson	Arellanes	Rheinecker
Toledo	Estes	Pena	Ellis	Bandy	Barnouski	Messex	Gallo	R. Anderson	Arellanes	K. Anderson
Drake	Thogmartin	Pena	Ellis	Bandy	Barnouski	Messex	Gallo	R. Anderson	Arellanes	Rheinecker
Wichita State	Estes	Donald	Ellis	Bandy	Barnouski	Messex	Gallo	R. Anderson	Arellanes	Rheinecker
Abilene Christian	Thogmartin	Emert	Ellis	Bandy	Barnouski	Messex	Gallo	R. Anderson	Arellanes	K. Anderson
Louisiana Tech	Rook	Donald	Ellis	Bandy	Barnouski	Messex	Gallo	R. Anderson	Arellanes	Conway
Fairleigh Dickinson	Estes	Emert	Ellis	Bandy	Barnouski	Messex	Gallo	R. Anderson	Arellanes	Harris
Mississippi Valley State	Thogmartin	Donald	Ellis	Bandy	Barnouski	Messex	Gallo	R. Anderson	Arellanes	Rheinecker
Arkansas	Rook	Donald	Ellis	Bandy	Barnouski	Messex	Gallo	R. Anderson	Arellanes	Rheinecker
Drake	Thogmartin	Donald	Ellis	Bandy	Barnouski	Messex	Gallo	R. Anderson	Arellanes	K. Anderson
Arkansas	Rook	Donald	Ellis	Bandy	Barnouski	Messex	Gallo	R. Anderson	Arellanes	K. Anderson
Drake	Estes	Donald	Ellis	Bandy	Barnouski	Messex	Gallo	R. Anderson	Arellanes	K. Anderson
IUPUI	Thogmartin	Emert	Ellis	Harris	Barnouski	Messex	Gallo	R. Anderson	Arellanes	Rheinecker
UL Monroe	Rook	Pena	Ellis	K. Anderson	Barnouski	Messex	Gallo	R. Anderson	Arellanes	Bandy
Central Arkansas	Davis	Donald	Ellis	Bandy	Barnouski	Messex	Rheinecker	R. Anderson	Arellanes	Griffin
Coppin State	K. Anderson	Pena	Ellis	Harris	Barnouski	Messex	Rheinecker	R. Anderson	Arellanes	Griffin
Missouri State	Rook	Donald	Ellis	Bandy	Barnouski	Messex	Rheinecker	R. Anderson	Arellanes	K. Anderson
UMKC	Thogmartin	Donald	Ellis	Bandy	Barnouski	Messex	Gallo	R. Anderson	Arellanes	Pena
Kansas	Rook	Pena	Ellis	Bandy	Barnouski	Messex	Gallo	R. Anderson	Arellanes	K. Anderson
UMKC	Estes	Donald	Ellis	Bandy	Barnouski	Messex	Marton	R. Anderson	Arellanes	Pena
Maine	Estes	Donald	Ellis	Bandy	Barnouski	Messex	Gallo	R. Anderson	Arellanes	K. Anderson
Kansas	Thogmartin	Donald	Ellis	Bandy	Barnouski	Messex	Gallo	R. Anderson	Arellanes	Rheinecker
Missouri State	Estes	Donald	Ellis	Bandy	Barnouski	Messex	Gallo	R. Anderson	Arellanes	Pena
Northern Illinois	Rook	Donald	Ellis	Bandy	Barnouski	Messex	Gallo	R. Anderson	Arellanes	Rheinecker
Omaha	Estes	Pena	Ellis	K. Anderson	Barnouski	Messex	Gallo	R. Anderson	Arellanes	Griffin
Detroit Mercy	Estes	Donald	Ellis	Bandy	Barnouski	Messex	Gallo	R. Anderson	Arellanes	K. Anderson
Omaha	Thogmartin	Pena	Ellis	Harris	Barnouski	Messex	Gallo	R. Anderson	Arellanes	Rheinecker
Tennessee State	Thogmartin	Donald	Ellis	Bandy	Barnouski	Messex	Gallo	R. Anderson	Arellanes	Pena
Tennessee State	Estes	Donald	Ellis	Bandy	Barnouski	Messex	Gallo	R. Anderson	Arellanes	K. Anderson
Belmont	Thogmartin	Donald	Ellis	Bandy	Barnouski	Messex	Gallo	R. Anderson	Arellanes	Rheinecker
Belmont	Thogmartin	Donald	Ellis	Bandy	Barnouski	Messex	Gallo	R. Anderson	Arellanes	Rheinecker
Eastern Kentucky	Thogmartin	Donald	Ellis	Bandy	Barnouski	Messex	Gallo	R. Anderson	Arellanes	Rheinecker
Eastern Kentucky	Estes	Donald	Ellis	Bandy	Barnouski	Messex	Gallo	R. Anderson	Arellanes	K. Anderson
SIU Edwardsville	Thogmartin	Donald	Ellis	Bandy	Barnouski	Messex	Gallo	R. Anderson	Arellanes	Rheinecker
SIU Edwardsville	Estes	Donald	Ellis	Bandy	Barnouski	Messex	Gallo	R. Anderson	Arellanes	K. Anderson
UT Martin	Thogmartin	Donald	Ellis	Bandy	Barnouski	Messex	Gallo	R. Anderson	Arellanes	K. Anderson
UT Martin	Rook	Donald	Ellis	Bandy	Barnouski	Messex	Gallo	R. Anderson	Arellanes	K. Anderson
Austin Peay	Rook	Donald	Ellis	Bandy	Barnouski	Messex	Gallo	R. Anderson	Arellanes	K. Anderson
Austin Peay	Thogmartin	Donald	Ellis	Bandy	Barnouski	Messex	Gallo	R. Anderson	Arellanes	K. Anderson
Murray State	Thogmartin	Donald	Ellis	Bandy	Barnouski	Messex	Gallo	R. Anderson	Arellanes	Rheinecker
Murray State	Estes	Pena	Ellis	K. Anderson	Barnouski	Messex	Gallo	R. Anderson	Arellanes	Bandy
Southern Illinois	Thogmartin	Donald	Ellis	Bandy	Barnouski	Messex	Gallo	R. Anderson	Arellanes	K. Anderson
Saint Louis	Thogmartin	Donald	Ellis	Bandy	Barnouski	Messex	Gallo	R. Anderson	Arellanes	K. Anderson
Eastern Illinois	Thogmartin	Donald	Ellis	Bandy	Barnouski	Messex	Gallo	R. Anderson	Arellanes	K. Anderson
Eastern Illinois	Thogmartin	Long	Ellis	Bandy	Barnouski	Messex	Gallo	R. Anderson	Arellanes	Pena
Missouri	Thogmartin	Donald	Ellis	Bandy	Barnouski	Messex	Gallo	R. Anderson	Arellanes	K. Anderson
Missouri	Estes	Donald	Ellis	Bandy	Barnouski	Messex	Gallo	R. Anderson	Arellanes	Pena
Tennessee Tech	Thogmartin	Donald	Ellis	Bandy	Barnouski	Messex	Gallo	R. Anderson	Arellanes	K. Anderson
Tennessee Tech	Estes	Donald	Ellis	K. Anderson	Barnouski	Messex	Gallo	R. Anderson	Arellanes	Pena
Jacksonville State	Rook	Donald	Ellis	Bandy	Barnouski	Messex	Gallo	R. Anderson	Arellanes	K. Anderson
Jacksonville State	Thogmartin	Donald	Ellis	Bandy	Barnouski	Messex	Gallo	R. Anderson	Arellanes	K. Anderson
Saint Louis	Thogmartin	Donald	Ellis	Bandy	Barnouski	Messex	Gallo	R. Anderson	Arellanes	K. Anderson
Morehead State	Thogmartin	Donald	Ellis	Bandy	Barnouski	Messex	Gallo	R. Anderson	Arellanes	K. Anderson
Morehead State	Rook	Donald	Ellis	Bandy	Barnouski	Messex	Gallo	R. Anderson	Arellanes	Harris

YOUR REDHAWKS

2019 STATISTICS

HITTING GAME HIGHS

At bats:	34	at Central Arkansas (03-01-19)
Runs scored:	16	at UNI (02-09-19)
Hits:	14	(4 games)
RBIs:	13	(2 games)
Doubles:	5	at SIUE (04-06-19)
Triples:	2	(4 games)
Home runs:	6	vs Northern Illinois (03-16-19 at St. Louis, Mo.)
Total bases:	33	vs Northern Illinois (03-16-19 at St. Louis, Mo.)
Walks:	10	vs UMKC (03-08-19 at Lawrence, Kan.)
Strikeouts:	13	(2 games)
Sac hits:	3	at Tennessee Tech (04-26-19)
Sac flies:	2	(2 games)
Stolen bases:	8	at Tennessee State (03-23-19)
Hit by pitch:	4	at Kansas (03-10-19)
Caught stealing:	2	(5 games)
Runners LOB:	12	(2 games)
Hit into DP:	2	(2 games)

FIELDING GAME HIGHS

Putouts:	21	(35 games)
Assists:	14	at Tennessee Tech (04-26-19)
Errors:	4	vs Murray State (04-15-19)
Passed balls:	1	(5 games)
DPs turned:	3	at Tennessee State (03-23-19)

PITCHING GAME HIGHS

Innings pitched:	7.0	(35 games)
Runs allowed:	11	at Louisiana Tech (02-16-19)
Earned runs:	9	(2 games)
Walks allowed:	8	vs Drake (02-23-19 at Fayetteville, Ark.)
Strikeouts:	13	vs UMKC (03-09-19 at Lawrence, Kan.)
Hits allowed:	13	(2 games)
Doubles allowed:	4	(2 games)
Triples allowed:	1	vs Drake (02-10-19 at Cedar Falls, Iowa)
Homers allowed:	3	vs Southern Illinois (04-16-19)
Wild pitches:	3	vs Eastern Illinois (04-20-19)
Hit batters:	2	(3 games)

INDIVIDUAL HITTING GAME HIGHS

At bats:	5	(2 games)
Runs scored:	5	ARELLANES, Mykaela at SIUE (04-06-19)
Hits:	4	ARELLANES, Mykaela at SIUE (04-06-19)
RBIs:	4	(8 games)
Doubles:	3	ELLIS, Ashley vs Morehead State (05-03-19)
Triples:	1	(23 games)
Home runs:	2	(5 games)
Total bases:	11	ARELLANES, Mykaela at SIUE (04-06-19)
Walks:	3	(2 games)
Strikeouts:	3	(4 games)
Sac hits:	1	(23 games)
Sac flies:	1	(10 games)
Stolen bases:	3	(2 games)
Hit by pitch:	2	(4 games)
Caught stealing:	1	(25 games)
Runners LOB:	5	(4 games)

INDIVIDUAL FIELDING GAME HIGHS

Putouts:	14	ELLIS, Ashley at Tennessee Tech (04-26-19)
Assists:	6	MESSEX, Sarah at UT Martin (04-10-19)
Errors:	3	BARNOUSKI, Addison at UNI (02-08-19)
Passed balls:	1	(5 games)

INDIVIDUAL PITCHING GAME HIGHS

Innings pitched:	7.0	(6 games)
Runs allowed:	8	THOGMARTIN, Haley vs Murray State (04-15-19)
Earned runs:	6	THOGMARTIN, Haley vs Drake (02-10-19)
Walks allowed:	4	(4 games)
Strikeouts:	12	ROOK, Rachel vs Morehead State (05-03-19)
Hits allowed:	9	THOGMARTIN, Haley vs Murray State (04-15-19)
Doubles allowed:	2	(9 games)
Triples allowed:	1	THOGMARTIN, Haley vs Drake (02-10-19)
Homers allowed:	2	(7 games)
Wild pitches:	2	(2 games)
Hit batters:	2	(3 games)

SOUTHEAST MISSOURI'S RECORD

Overall:	41-15
At Home:	10-3
On the Road:	16-7
At Neutral Sites:	15-5
Against Non-OVC Opponents:	24-10
Against OVC Opponents:	17-5
In Home OVC Games:	8-2
In Away OVC Games:	9-3
vs. Ranked Teams:	1-1
In February:	9-6
In March:	16-2
In April:	13-7
In May:	3-0
On Mondays:	3-1
On Tuesdays:	0-3
On Wednesdays:	4-0
On Thursdays:	1-1
On Fridays:	13-3
On Saturdays:	13-4
On Sundays:	7-3
In Day Games:	34-13
In Night Games:	7-2
In Extra Inning Games:	0-0
When Redhawks Score First:	33-3
When Opponents Score First:	8-12
vs. Left-Handed Starter:	4-4
vs. Right-Handed Starter:	37-11
In 1-Run Games:	6-3
In 2-Run Games:	7-1
In 5+ Run Games:	21-6
Shutouts:	13-3
When Leading After Six Innings:	28-0
When Trailing After Six Innings:	1-13
When Tied After Six Innings:	1-0
When Redhawks Starter Goes 6 or more Innings:	5-2
When Redhawks Get 10 or more Hits:	19-1
When Redhawks Outthit Opponents:	35-1
When Redhawks Get Outthit:	5-13
When Hits are Tied:	1-1
When Scoring 0-2 Runs:	4-8
When Scoring 3-5 Runs:	9-7
When Scoring 6-9 Runs:	20-0
When Scoring 10+ Runs:	8-0
When Opponents Score 0-2 Runs:	29-1
When Opponents Score 3-5 Runs:	10-4
When Opponents Score 6-9 Runs:	2-9
When Opponents Score 10+ Runs:	0-1
Without Hitting a Home Run:	12-10
When Hitting 1 Home Run:	12-3
When Hitting 2+ Home Runs:	17-2
Committing 0 Errors:	23-4
Committing 1 Error:	14-3
Committing 2+ Errors:	4-8

YOUR REDHAWKS

CAREER STATISTICS AT OVC TOURNAMENT

#	Player	Avg	GP-GS	AB	R	H	2B	3B	HR	RBI	TB	SLG%	BB	HBP	SO	GDP	OB%	SF	SH	SB-ATT	PO	A	E	FLD%
2	Rachel Anderson	.429	2-2	7	1	3	2	0	0	0	5	.714	0	0	1	0	.429	0	1	1-2	5	0	0	1.000
7	Mykaela Arellanes	.375	2-2	8	1	3	0	0	0	1	3	.375	0	0	1	0	.375	0	0	0-0	0	0	0	.000
8	Parker Bandy	.250	2-2	4	0	1	1	0	0	0	2	.500	2	0	3	0	.500	0	0	0-0	3	3	0	1.000
3	Sarah Messex	.167	2-2	6	1	1	0	1	0	2	3	.500	1	0	2	0	.286	0	0	1-1	5	3	0	1.000
26	Ashley Ellis	.000	2-2	4	0	0	0	0	0	1	0	.000	1	0	2	0	.200	0	1	0-0	11	0	1	.917
12	Addison Barnouski	.000	2-2	4	0	0	0	0	0	0	0	.000	1	0	2	0	.200	0	0	0-0	2	7	2	.818
4	Claudia Gallo	.000	2-2	4	0	0	0	0	0	0	0	.000	0	0	3	0	.000	0	0	0-0	4	1	0	1.000
22	Madison Harris	.000	2-0	2	0	0	0	0	0	0	0	.000	1	0	1	0	.333	0	0	0-0	0	0	0	.000
17	Brooke Rheinecker	.000	2-1	1	0	0	0	0	0	0	0	.000	0	0	1	0	.000	0	1	0-0	0	0	1	.000
14	Kaylee Anderson	.000	2-0	1	0	0	0	0	0	0	0	.000	0	0	0	0	.000	0	0	0-0	0	0	0	.000

#	Player	ERA	W-L	A	GS	CG	SHO/CBO	SV	IP	H	R	ER	BB	SO	2B	3B	HR	BF	B/Avg	WP	HBP	SFA	SHA	BK
15	Haley Thogmartin	1.11	0-1	2	1	0	0/0	0	6.1	4	3	1	2	3	0	0	0	28	.160	0	0	0	1	0
9	Rachel Rook	5.25	0-1	2	0	0	0/0	0	2.2	4	2	2	0	2	1	0	1	14	.400	0	2	0	1	1
5	Alexis Estes	10.50	0-0	1	0	0	0/0	0	0.2	2	2	1	0	1	0	0	0	5	.400	0	0	0	0	0

CAREER STATISTICS VS. AUSTIN PEAY

#	Player	Avg	GP-GS	AB	R	H	2B	3B	HR	RBI	TB	SLG%	BB	HBP	SO	GDP	OB%	SF	SH	SB-ATT	PO	A	E	FLD%
7	Mykaela Arellanes	.636	4-4	11	4	7	1	0	1	3	11	1.000	1	0	1	0	.667	0	0	1-1	2	1	0	1.000
14	Kaylee Anderson	.500	2-2	4	2	2	0	0	0	0	2	.500	0	0	0	0	.500	0	0	0-0	0	4	0	1.000
2	Rachel Anderson	.467	6-6	15	4	7	1	1	0	5	10	.667	1	0	4	0	.444	2	0	1-2	2	0	0	1.000
4	Claudia Gallo	.364	5-5	11	2	4	0	0	1	3	7	.636	0	0	3	0	.364	0	0	1-1	5	0	0	1.000
17	Brooke Rheinecker	.333	4-1	6	3	2	1	0	0	0	3	.500	0	0	0	0	.333	0	0	1-1	0	0	0	.000
8	Parker Bandy	.267	6-6	15	2	4	2	1	0	3	8	.533	0	0	3	0	.267	0	1	0-0	4	5	0	1.000
3	Sarah Messex	.250	9-9	20	5	5	2	0	0	2	7	.350	3	0	5	0	.348	0	1	2-2	13	20	0	1.000
24	Rachael Donald	.250	2-2	4	0	1	0	0	0	1	1	.250	0	0	1	0	.250	0	0	0-0	7	0	0	1.000
26	Ashley Ellis	.235	6-6	17	2	4	0	0	2	5	10	.588	0	0	7	1	.235	0	0	0-0	48	2	1	.980
12	Addison Barnouski	.143	5-4	7	1	1	0	0	0	1	1	.143	1	0	3	0	.250	0	0	2-2	3	4	2	.778
27	Anna Griffin	.000	1-0	1	0	0	0	0	0	0	0	.000	0	0	1	0	.000	0	0	0-0	0	0	0	.000
22	Madison Harris	.000	3-1	3	1	0	0	0	0	1	0	.000	0	0	0	0	.000	1	0	0-1	0	0	0	.000
18	Mackenzie Long	.000	2-0	0	1	0	0	0	0	0	0	.000	0	0	0	0	.000	0	0	0-0	0	0	0	.000
21	Chelsy Pena	.000	2-0	2	0	0	0	0	0	0	0	.000	0	0	1	0	.000	0	0	0-0	1	0	0	1.00

#	Player	ERA	W-L	A	GS	CG	SHO/CBO	SV	IP	H	R	ER	BB	SO	2B	3B	HR	BF	B/Avg	WP	HBP	SFA	SHA	BK
9	Rachel Rook	3.82	0-1	2	1	0	0/0	0	3.2	2	3	2	2	4	1	0	0	17	.154	1	2	0	0	0
15	Haley Thogmartin	4.36	3-0	4	4	2	1/0	0	17.2	17	11	11	7	15	2	0	5	77	.254	0	1	1	0	2

CAREER STATISTICS VS. BELMONT

#	Player	Avg	GP-GS	AB	R	H	2B	3B	HR	RBI	TB	SLG%	BB	HBP	SO	GDP	OB%	SF	SH	SB-ATT	PO	A	E	FLD%
4	Claudia Gallo	.462	6-4	13	2	6	0	1	1	4	11	.846	0	0	3	0	.429	1	0	1-1	11	1	0	1.000
2	Rachel Anderson	.333	6-6	15	5	5	1	0	2	3	12	.800	4	0	4	0	.474	0	0	3-4	14	0	0	1.000
26	Ashley Ellis	.250	6-6	16	0	4	1	0	0	2	5	.313	0	0	5	0	.235	1	0	2-2	36	2	0	1.000
3	Sarah Messex	.250	8-8	20	3	5	0	0	0	4	5	.250	1	1	6	0	.304	1	0	2-2	5	16	3	.875
12	Addison Barnouski	.200	4-3	10	0	2	0	0	0	0	2	.200	0	0	4	0	.200	0	0	0-0	1	3	0	1.000
6	Marisa Davis	.167	2-2	6	1	1	0	0	0	0	1	.167	1	0	3	0	.286	0	0	0-0	4	3	0	1.000
17	Brooke Rheinecker	.154	5-5	13	0	2	0	0	0	0	2	.154	0	0	4	0	.154	0	0	0-0	1	0	0	1.000
8	Parker Bandy	.133	6-6	15	2	2	0	0	0	0	2	.133	1	1	6	0	.235	0	0	2-2	9	12	1	.955
7	Mykaela Arellanes	.100	6-6	20	2	2	0	0	0	0	2	.100	0	0	6	0	.100	0	0	1-1	7	0	0	1.000
14	Kaylee Anderson	.000	0-0	0	0	0	0	0	0	0	0	.000	0	0	0	0	.000	0	0	0-0	0	1	0	1.000
24	Rachael Donald	.000	3-2	5	0	0	0	0	0	0	0	.000	0	0	2	0	.000	0	0	0-0	7	2	0	1.000
10	Ashley Emert	.000	1-0	0	0	0	0	0	0	0	0	.000	0	0	0	0	.000	0	0	0-0	0	0	0	.000
22	Madison Harris	.000	3-0	2	0	0	0	0	0	0	0	.000	1	0	0	0	.333	0	0	0-0	0	0	0	.000
18	Mackenzie Long	.000	1-0	0	0	0	0	0	0	0	0	.000	0	0	0	0	.000	0	0	0-0	0	0	0	.000
11	Danina Marton	.000	1-0	1	0	0	0	0	0	0	0	.000	0	0	0	0	.000	0	0	0-0	0	0	0	.000
21	Chelsy Pena	.000	1-0	1	0	0	0	0	0	0	0	.000	0	0	0	0	.000	0	0	0-0	1	1	0	1.000

#	Player	ERA	W-L	A	GS	CG	SHO/CBO	SV	IP	H	R	ER	BB	SO	2B	3B	HR	BF	B/Avg	WP	HBP	SFA	SHA	BK
9	Rachel Rook	0.00	1-0	1	0	0	0/0	0	1.2	0	0	0	2	1	0	0	0	9	.000	0	2	0	0	0
6	Marisa Davis	0.00	0-0	1	0	0	0/0	0	0.1	1	0	0	0	0	0	0	0	2	.500	0	0	0	0	0
15	Haley Thogmartin	0.67	2-0	4	3	2	1/0	0	21.0	10	3	2	4	18	1	0	2	79	.137	0	1	0	0	1
14	Kaylee Anderson	3.50	0-0	1	0	0	0/0	0	4.0	3	2	2	1	2	0	0	0	15	.231	1	1	0	0	0
5	Alexis Estes	16.33	0-1	3	2	0	0/0	1	3.0	6	8	7	4	1	0	0	2	20	.400	1	0	0	0	1

YOUR REDHAWKS

CAREER STATISTICS VS. EASTERN KENTUCKY

#	Player	Avg	GP-GS	AB	R	H	2B	3B	HR	RBI	TB	SLG%	BB	HBP	SO	GDP	OB%	SE	SH	SB-ATT	PO	A	E	FLD%
2	Rachel Anderson	.563	6-6	16	6	9	4	0	2	6	19	1.188	5	0	0	0	.667	0	0	2-4	3	0	0	1.000
4	Claudia Gallo	.455	5-4	11	5	5	1	0	1	1	9	.818	0	3	0	0	.571	0	0	0-0	5	0	0	1.000
8	Parker Bandy	.444	6-6	18	0	8	1	0	0	3	9	.500	1	0	5	0	.474	0	0	0-1	9	6	1	.938
12	Addison Barnouski	.250	6-6	16	1	4	2	0	1	3	9	.563	1	0	4	0	.294	0	0	0-0	3	9	0	1.000
17	Brooke Rheinecker	.250	5-5	12	0	3	0	0	0	0	3	.250	0	0	1	0	.250	0	1	0-0	4	0	0	1.000
7	Mykaela Arellanes	.235	6-6	17	3	4	1	0	0	1	5	.294	3	1	6	0	.381	0	0	0-0	7	1	0	1.000
14	Kaylee Anderson	.200	3-1	5	0	1	1	0	0	2	2	.400	0	0	1	0	.200	0	0	0-0	0	0	0	.000
26	Ashley Ellis	.188	6-6	16	0	3	0	1	0	1	5	.313	1	0	6	0	.235	0	1	0-0	41	3	0	1.000
22	Madison Harris	.167	3-1	6	1	1	0	0	0	0	1	.167	0	0	0	0	.167	0	0	0-0	0	0	0	.000
18	Mackenzie Long	.167	4-2	6	1	1	0	0	0	0	1	.167	0	0	3	0	.167	0	0	0-0	3	3	0	1.000
3	Sarah Messex	.143	8-8	21	2	3	0	0	0	0	3	.143	3	0	2	0	.250	0	0	0-1	16	15	1	.969
24	Rachael Donald	.000	3-3	8	0	0	0	0	0	0	0	.000	0	0	2	0	.000	0	0	0-0	14	3	1	.944
10	Ashley Emert	.000	1-0	0	0	0	0	0	0	0	0	.000	0	0	0	0	.000	0	0	1-1	0	0	0	.000
21	Chelsy Pena	.000	1-0	1	0	0	0	0	0	0	0	.000	0	0	1	0	.000	0	0	0-0	0	0	0	.000

#	Player	ERA	W-L	A	GS	CG	SHO/CBO	SV	IP	H	R	ER	BB	SO	2B	3B	HR	BF	B/Avg	WP	HBP	SFA	SHA	BK
15	Haley Thogmartin	2.40	2-0	4	2	1	0/0	1	11.2	10	5	4	4	12	3	0	0	52	.222	0	1	0	0	1
14	Kaylee Anderson	3.00	1-0	1	0	0	0/0	0	2.1	3	1	1	0	0	0	0	1	10	.300	1	0	0	0	0
9	Rachel Rook	3.50	0-1	2	0	0	0/0	0	4.0	2	2	2	3	4	0	0	0	18	.167	1	2	0	1	0
5	Alexis Estes	4.00	0-1	3	3	1	0/0	0	14.0	16	9	8	7	10	1	0	2	63	.296	0	0	0	1	1

CAREER STATISTICS VS. JACKSONVILLE STATE

#	Player	Avg	GP-GS	AB	R	H	2B	3B	HR	RBI	TB	SLG%	BB	HBP	SO	GDP	OB%	SE	SH	SB-ATT	PO	A	E	FLD%
22	Madison Harris	.375	5-2	8	2	3	0	1	0	1	5	.625	1	0	1	0	.444	0	0	1-1	0	1	0	1.000
8	Parker Bandy	.308	6-6	13	0	4	0	0	0	2	4	.308	1	1	2	0	.400	0	0	0-0	7	5	1	.923
3	Sarah Messex	.235	8-8	17	4	4	0	0	1	3	7	.412	4	0	3	0	.381	0	3	0-1	15	8	2	.920
2	Rachel Anderson	.222	6-6	18	2	4	1	0	2	5	11	.611	2	1	2	0	.333	0	0	0-1	11	1	0	1.000
12	Addison Barnouski	.200	4-4	10	1	2	1	0	0	0	3	.300	1	0	5	0	.273	0	0	0-0	2	10	1	.923
4	Claudia Gallo	.182	5-3	11	1	2	0	0	1	3	5	.455	1	2	3	1	.357	0	0	0-0	4	0	0	1.000
7	Mykaela Arellanes	.118	6-6	17	1	2	0	0	0	0	2	.118	2	2	4	0	.286	0	0	1-1	9	0	1	.900
14	Kaylee Anderson	.000	2-2	5	0	0	0	0	0	0	0	.000	0	0	0	0	.000	0	1	0-0	0	0	0	.000
24	Rachael Donald	.000	2-2	3	0	0	0	0	0	0	0	.000	1	0	1	0	.250	0	0	0-0	9	0	0	1.000
26	Ashley Ellis	.000	6-6	14	0	0	0	0	0	0	0	.000	2	1	2	2	.176	0	1	0-0	40	1	0	1.000
27	Anna Griffin	.000	1-0	1	0	0	0	0	0	0	0	.000	0	0	0	0	.000	0	0	0-0	0	0	0	.000
18	Mackenzie Long	.000	2-0	0	1	0	0	0	0	0	0	.000	0	0	0	0	.000	0	0	0-0	0	0	0	.000
21	Chelsy Pena	.000	1-0	1	0	0	0	0	0	0	0	.000	0	0	0	0	.000	0	0	0-0	0	0	0	.000
17	Brooke Rheinecker	.000	5-3	5	0	0	0	0	0	0	0	.000	0	0	1	0	.000	0	1	0-0	1	1	0	1.000

#	Player	ERA	W-L	A	GS	CG	SHO/CBO	SV	IP	H	R	ER	BB	SO	2B	3B	HR	BF	B/Avg	WP	HBP	SFA	SHA	BK
9	Rachel Rook	1.75	0-0	2	1	0	0/0	0	8.0	5	2	2	1	9	0	1	1	29	.179	0	0	0	0	0
14	Kaylee Anderson	1.75	0-1	2	0	0	0/0	1	4.0	3	1	1	1	3	2	0	0	16	.200	0	0	0	0	0
5	Alexis Estes	3.50	0-0	2	0	0	0/0	0	2.0	2	2	1	3	1	0	0	0	11	.286	1	0	0	0	1
15	Haley Thogmartin	7.56	1-2	3	3	0	0/0	0	8.1	12	9	9	0	4	2	0	3	38	.333	0	1	0	0	1

CAREER STATISTICS VS. MURRAY STATE

#	Player	Avg	GP-GS	AB	R	H	2B	3B	HR	RBI	TB	SLG%	BB	HBP	SO	GDP	OB%	SE	SH	SB-ATT	PO	A	E	FLD%
2	Rachel Anderson	.421	6-6	19	5	8	2	0	1	5	13	.684	2	0	0	0	.476	0	0	2-3	13	1	1	.933
4	Claudia Gallo	.417	5-4	12	3	5	1	1	1	2	11	.917	0	0	1	0	.417	0	0	0-0	8	0	0	1.000
3	Sarah Messex	.400	9-9	20	6	8	0	0	0	4	8	.400	5	0	6	0	.520	0	0	2-2	13	16	3	.906
12	Addison Barnouski	.353	6-5	17	3	6	1	0	1	4	10	.588	1	0	1	1	.389	0	0	2-2	5	5	4	.714
21	Chelsy Pena	.333	2-1	3	0	1	0	0	0	2	1	.333	0	0	0	0	.333	0	1	0-0	3	0	0	1.000
8	Parker Bandy	.313	6-6	16	5	5	0	2	2	4	15	.938	4	0	3	0	.450	0	0	0-0	7	8	3	.833
26	Ashley Ellis	.300	6-6	20	2	6	0	1	1	5	11	.550	1	0	3	0	.333	0	0	0-0	42	2	0	1.000
14	Kaylee Anderson	.250	3-1	4	2	1	0	0	1	2	4	1.000	0	0	1	0	.250	0	0	0-0	0	3	0	1.000
7	Mykaela Arellanes	.231	4-4	13	2	3	0	0	0	0	3	.231	2	0	2	0	.333	0	0	0-0	5	0	0	1.000
22	Madison Harris	.143	4-1	7	2	1	0	0	1	1	4	.571	0	0	1	0	.143	0	0	0-0	1	0	0	1.000
17	Brooke Rheinecker	.143	6-3	7	3	1	0	0	0	0	1	.143	1	0	0	0	.250	0	0	0-0	2	0	0	1.000
24	Rachael Donald	.000	1-1	2	0	0	0	0	0	0	0	.000	0	0	1	0	.000	0	0	0-0	2	0	0	1.000
27	Anna Griffin	.000	1-0	1	0	0	0	0	0	0	0	.000	0	0	1	0	.000	0	0	0-0	0	0	0	.000
18	Mackenzie Long	.000	4-0	1	1	0	0	0	0	0	0	.000	0	0	0	0	.000	0	0	0-0	0	0	0	.000

#	Player	ERA	W-L	A	GS	CG	SHO/CBO	SV	IP	H	R	ER	BB	SO	2B	3B	HR	BF	B/Avg	WP	HBP	SFA	SHA	BK
9	Rachel Rook	0.00	1-0	1	0	0	0/0	0	3.2	1	0	0	5	4	0	0	0	17	.083	0	0	0	0	0
15	Haley Thogmartin	2.41	2-1	4	3	2	0/0	0	20.1	27	18	7	3	12	4	0	4	96	.310	0	1	0	0	5
6	Marisa Davis	2.33	1-0	1	0	0	0/0	0	3.0	1	1	1	0	2	0	0	1	10	.100	0	0	0	0	0
5	Alexis Estes	4.20	0-1	3	2	0	0/0	0	8.1	11	5	5	3	2	0	1	1	39	.306	1	0	0	0	0

YOUR REDHAWKS

CAREER STATISTICS VS. SIUE

#	Player	Avg	GP-GS	AB	R	H	2B	3B	HR	RBI	TB	SLG%	BB	HBP	SO	GDP	OB%	SF	SH	SB-ATT	PO	A	E	FLD%
21	Chelsy Pena	.500	2-0	2	0	1	0	0	0	0	1	.500	0	0	0	0	.500	0	0	0-0	1	0	0	1.000
2	Rachel Anderson	.423	8-8	26	5	11	5	1	0	5	18	.692	5	0	3	0	.516	0	1	1-3	15	0	0	1.000
17	Brooke Rheinecker	.364	8-5	11	2	4	0	0	0	2	4	.364	0	1	2	0	.385	1	1	2-3	2	0	0	1.000
12	Addison Barnouski	.313	7-5	16	5	5	2	0	1	3	10	.625	3	0	7	0	.421	0	0	0-0	3	6	0	1.000
8	Parker Bandy	.304	8-8	23	3	7	4	0	0	1	11	.478	5	0	2	0	.429	0	0	0-0	20	10	2	.938
7	Mykaela Arellanes	.348	6-6	23	7	8	2	1	2	5	18	.783	1	1	2	0	.400	0	0	0-0	11	1	0	1.000
3	Sarah Messex	.296	11-11	27	7	8	3	2	1	11	18	.667	6	1	10	0	.441	0	0	3-3	15	22	6	.860
14	Kaylee Anderson	.250	5-1	8	3	2	0	0	0	2	2	.250	0	0	0	0	.250	0	0	0-0	0	0	0	.000
24	Rachael Donald	.250	2-2	4	0	1	0	0	0	0	1	.250	0	0	0	0	.250	0	1	0-0	11	3	0	1.000
4	Claudia Gallo	.200	7-5	15	3	3	1	0	0	1	4	.267	0	2	4	0	.294	0	0	1-1	11	1	0	1.000
26	Ashley Ellis	.217	8-8	23	3	5	0	1	1	8	10	.435	2	1	8	0	.308	0	1	0-0	36	0	2	.947
10	Ashley Emert	.000	1-0	0	1	0	0	0	0	0	0	.000	0	0	0	0	.000	0	0	0-0	0	0	0	.000
27	Anna Griffin	.000	1-0	0	0	0	0	0	0	0	0	.000	1	0	0	0	1.000	0	0	0-0	0	0	0	.000
22	Madison Harris	.000	6-0	6	1	0	0	0	0	0	0	.000	1	0	2	0	.143	0	0	0-0	0	0	0	.000
18	Mackenzie Long	.000	5-0	0	0	0	0	0	0	0	0	.000	0	0	0	0	.000	0	0	0-0	0	0	0	.000
11	Danina Marton	.000	1-0	1	0	0	0	0	0	0	0	.000	0	0	1	0	.000	0	0	0-0	0	0	0	.000

#	Player	ERA	W-L	A	GS	CG	SHO/CBO	SV	IP	H	R	ER	BB	SO	2B	3B	HR	BF	B/Avg	WP	HBP	SFA	SHA	BK
9	Rachel Rook	1.00	1-1	5	0	0	0/0	1	7.0	3	1	1	1	9	1	0	0	27	.150	2	3	0	1	2
15	Haley Thogmartin	2.51	3-1	6	4	1	0/0	0	22.1	26	9	8	7	20	6	0	6	105	.277	0	4	0	0	0
6	Marisa Davis	3.00	0-0	1	0	0	0/0	0	2.1	3	1	1	1	0	1	0	0	10	.375	0	0	0	0	1
5	Alexis Estes	7.56	0-1	4	1	0	0/0	0	8.1	9	10	9	6	4	0	0	0	46	.273	1	3	0	2	2
14	Kaylee Anderson	10.50	0-1	1	0	0	0/0	0	0.2	1	1	1	0	0	0	0	0	3	.500	0	0	0	1	0

CAREER STATISTICS VS. UT MARTIN

#	Player	Avg	GP-GS	AB	R	H	2B	3B	HR	RBI	TB	SLG%	BB	HBP	SO	GDP	OB%	SF	SH	SB-ATT	PO	A	E	FLD%
7	Mykaela Arellanes	.429	6-6	21	5	9	3	0	1	2	15	.714	1	0	7	0	.455	0	0	1-1	6	0	0	1.000
2	Rachel Anderson	.412	6-6	17	4	7	0	0	0	0	7	.412	2	0	2	0	.474	0	1	1-3	9	2	0	1.000
8	Parker Bandy	.389	6-6	18	2	7	0	0	0	3	7	.389	1	1	5	0	.450	0	0	1-1	12	7	0	1.000
4	Claudia Gallo	.333	6-4	12	1	4	1	0	1	2	8	.667	0	2	1	0	.429	0	0	1-1	8	0	0	1.000
26	Ashley Ellis	.333	6-6	18	1	6	0	0	1	4	9	.500	1	0	3	0	.368	0	0	0-0	38	1	0	1.000
17	Brooke Rheinecker	.286	4-3	7	2	2	0	0	0	0	2	.286	0	0	0	0	.286	0	1	0-0	2	0	1	.667
14	Kaylee Anderson	.143	3-2	7	0	1	0	0	0	0	1	.143	0	0	1	0	.143	0	0	0-0	0	1	0	1.000
12	Addison Barnouski	.143	6-4	14	0	2	0	0	0	0	2	.143	0	0	3	0	.143	0	0	0-0	3	6	0	1.000
3	Sarah Messex	.091	9-9	22	0	2	0	0	0	0	2	.091	1	2	9	0	.200	0	0	0-1	21	20	1	.976
22	Madison Harris	.000	4-0	4	0	0	0	0	0	0	0	.000	0	0	0	0	.000	0	0	0-0	0	0	0	.000
18	Mackenzie Long	.000	3-0	0	1	0	0	0	0	0	0	.000	0	0	0	0	.000	0	0	0-0	0	0	0	.000
21	Chelsy Pena	.000	1-0	1	0	0	0	0	0	0	0	.000	0	0	0	0	.000	0	0	0-0	0	0	0	.000
24	Rachael Donald	.000	2-2	4	0	0	0	0	0	0	0	.000	0	0	0	0	.000	0	1	0-0	5	1	0	1.000

#	Player	ERA	W-L	A	GS	CG	SHO/CBO	SV	IP	H	R	ER	BB	SO	2B	3B	HR	BF	B/Avg	WP	HBP	SFA	SHA	BK
9	Rachel Rook	0.00	1-0	2	1	0	0/2	0	6.2	4	0	0	2	4	0	0	0	26	.182	0	1	0	0	1
14	Kaylee Anderson	0.00	1-0	1	0	0	0/1	0	4.0	4	0	0	1	1	0	0	0	16	.286	0	0	0	0	1
15	Haley Thogmartin	0.91	1-0	4	3	1	1/1	0	15.1	11	2	2	1	7	1	0	2	54	.220	0	0	0	0	3
5	Alexis Estes	11.31	0-1	1	1	0	0/0	0	4.1	6	7	7	2	3	0	0	2	20	.353	1	0	0	0	1

YOUR REDHAWKS

SOUTHEAST MISSOURI VS. AUSTIN PEAY SERIES STATISTICS



2019 Southeast Missouri Softball Overall Statistics for Southeast Missouri (as of May 01, 2019) (SEMO vs Austin Peay Sorted by Batting avg)



Record: 1-1 Home: 1-1 Away: 0-0 OVC: 1-1

Player	avg	gp-gs	ab	r	h	2b	3b	hr	rbi	tb	slg%	bb	hp	so	gdp	ob%	sf	sh	sb-att	po	a	e	fld%
7 ARELLANES, Mykaela	.800	2-2	5	3	4	1	0	0	1	5	1.000	1	0	0	0	.833	0	0	0-0	2	1	0	1.000
2 ANDERSON, Rachel	.400	2-2	5	1	2	1	0	0	1	3	.600	0	0	1	0	.333	1	0	0-0	1	0	0	1.000
4 GALLO, Claudia	.333	2-2	6	1	2	0	0	1	3	5	.833	0	0	1	0	.333	0	0	1-1	3	0	0	1.000
26 ELLIS, Ashley	.167	2-2	6	1	1	0	0	1	3	4	.667	0	0	4	0	.167	0	0	0-0	13	0	0	1.000

14 ANDERSON, Kaylee	.500	2-2	4	2	2	0	0	0	0	2	.500	0	0	0	0	.500	0	0	0-0	0	4	0	1.000
8 BANDY, Parker	.250	2-2	4	1	1	1	0	0	0	2	.500	0	0	2	0	.250	0	0	0-0	3	2	0	1.000
24 DONALD, Rachael	.250	2-2	4	0	1	0	0	0	1	1	.250	0	0	1	0	.250	0	0	0-0	7	0	0	1.000
12 BARNOUSKI, Addison	.000	2-2	3	0	0	0	0	0	0	0	.000	0	0	3	0	.000	0	0	0-0	2	0	1	.667
3 MESSEX, Sarah	.000	2-2	3	1	0	0	0	0	0	0	.000	1	0	3	0	.250	0	0	0-0	3	4	0	1.000
21 PENA, Chelsy	.000	2-0	2	0	0	0	0	0	0	0	.000	0	0	1	0	.000	0	0	0-0	1	0	0	1.000
27 GRIFFIN, Anna	.000	1-0	1	0	0	0	0	0	0	0	.000	0	0	1	0	.000	0	0	0-0	0	0	0	.000
22 HARRIS, Madison	.000	1-0	1	0	0	0	0	0	0	0	.000	0	0	0	0	.000	0	0	0-0	0	0	0	.000
17 RHEINECKER, Brooke	.000	1-0	1	0	0	0	0	0	0	0	.000	0	0	0	0	.000	0	0	0-0	0	0	0	.000
18 LONG, Mackenzie	.000	1-0	0	1	0	0	0	0	0	0	.000	0	0	0	0	.000	0	0	0-0	0	0	0	.000
Totals	.289	2	45	11	13	3	0	2	9	22	.489	2	0	17	0	.313	1	0	1-1	36	12	1	.980
Opponents	.250	2	44	5	11	3	0	0	4	14	.318	3	2	8	2	.320	1	1	2-2	33	4	2	.949

LOB - Team (4), Opp (10). DPs turned - Team (2).

(SEMO vs Austin Peay Sorted by Earned run avg)

Player	era	w-l	app	gs	cg	sho	sv	ip	h	r	er	bb	so	2b	3b	hr	b/avg	wp	hp	bk	sfa	sha
15 THOGMARTIN, Haley	0.00	1-0	1	1	1	1/0	0	5.0	4	0	0	1	2	1	0	0	.222	0	0	0	0	0
14 ANDERSON, Kaylee	3.50	0-0	1	0	0	0/0	0	4.0	5	2	2	1	3	1	0	0	.333	0	0	0	1	1
9 ROOK, Rachel	4.67	0-1	1	1	0	0/0	0	3.0	2	3	2	1	3	1	0	0	.182	1	2	0	0	0
Totals	2.33	1-1	2	2	1	1/0	0	12.0	11	5	4	3	8	3	0	0	.250	1	2	0	1	1
Opponents	5.73	1-1	2	2	1	0/0	0	11.0	13	11	9	2	17	3	0	2	.289	1	0	0	1	0

SBA/ATT - DONALD (2-2), THOGMARTIN (1-1), K. ANDERSON (1-1).

YOUR REDHAWKS

SOUTHEAST MISSOURI VS. AUSTIN PEAY SERIES STATISTICS



2019 Southeast Missouri Softball Overall Statistics for Austin Peay (as of May 01, 2019) (SEMO vs Austin Peay Sorted by Batting avg)



Record: 1-1 Home: 0-0 Away: 1-1 OVC: 1-1

Player	avg	gp-gs	ab	r	h	2b	3b	hr	rbi	tb	slg%	bb	hp	so	gdp	ob%	sf	sh	sb-att	po	a	e	fld%
21 ACREE, Kacy	.429	2-2	7	2	3	2	0	0	0	5	.714	0	0	0	0	.429	0	0	0-0	0	0	1	.000
12 PFEFFERLE, Brooke	.400	2-2	5	0	2	0	0	0	0	2	.400	0	0	2	0	.400	0	0	0-0	1	1	0	1.000
9 DUDLEY, Drew	.400	2-2	5	0	2	0	0	0	0	2	.400	0	0	1	0	.400	0	0	0-0	1	1	0	1.000
3 MATTSON, Carly	.200	2-2	5	0	1	1	0	0	0	2	.400	1	0	1	0	.333	0	0	0-0	19	0	0	1.000
5 LIERMANN, Danielle	.200	2-2	5	0	1	0	0	0	1	1	.200	1	0	1	1	.333	0	0	0-0	0	0	0	.000
17 GROSS, Kelsey	.000	2-2	5	0	0	0	0	0	1	0	.000	0	1	2	0	.167	0	0	0-0	4	0	0	1.000

99 RACKEL, Morgan	.250	2-2	4	1	1	0	0	0	0	1	.250	1	0	0	1	.400	0	1	0-0	4	1	1	.833
19 OSOWSKI, Lexi	.250	2-2	4	0	1	0	0	0	1	1	.250	0	1	0	0	.400	0	0	0-0	1	1	0	1.000
6 SHORTER, Bailey	.000	2-2	4	0	0	0	0	0	1	0	.000	0	0	1	0	.000	1	0	0-0	2	0	0	1.000
11 KEEN, Katie	.000	1-0	0	1	0	0	0	0	0	0	.000	0	0	0	0	.000	0	0	0-0	0	0	0	.000
10 SCHILLING, Natalie	.000	2-1	0	1	0	0	0	0	0	0	.000	0	0	0	0	.000	0	0	2-2	1	0	0	1.000
Totals	.250	2	44	5	11	3	0	0	4	14	.318	3	2	8	2	.320	1	1	2-2	33	4	2	.949
Opponents	.289	2	45	11	13	3	0	2	9	22	.489	2	0	17	0	.313	1	0	1-1	36	12	1	.980

LOB - Team (10), Opp (4). DPs turned - Team (0), Opp (2).

(SEMO vs Austin Peay Sorted by Earned run avg)

Player	era	w-l	app	gs	cg	sho	sv	ip	h	r	er	bb	so	2b	3b	hr	b/avg	wp	hp	bk	sfa	sha
99 RACKEL, Morgan	2.80	1-0	2	1	1	0/0	0	10.0	7	4	4	1	16	2	0	1	.194	0	0	0	1	0

24 MARDONES, Kelly	35.00	0-1	1	1	0	0/0	0	1.0	6	7	5	1	1	1	0	1	.667	1	0	0	0	0
Totals	5.73	1-1	2	2	1	0/0	0	11.0	13	11	9	2	17	3	0	2	.289	1	0	0	1	0
Opponents	2.33	1-1	2	2	1	1/0	0	12.0	11	5	4	3	8	3	0	0	.250	1	2	0	1	1

SBA/ATT - RACKEL (1-1), MATTSON (1-1).

YOUR REDHAWKS

SOUTHEAST MISSOURI VS. BELMONT SERIES STATISTICS



2019 Southeast Missouri Softball Overall Statistics for Southeast Missouri (as of May 01, 2019) (SEMO vs. Belmont Sorted by Batting avg)



Record: 1-1 Home: 0-0 Away: 1-1 OVC: 1-1

Player	avg	gp-gs	ab	r	h	2b	3b	hr	rbi	tb	slg%	bb	hp	so	gdp	ob%	sf	sh	sb-att	po	a	e	fld%
12 BARNOUSKI, Addison	.333	2-2	6	0	2	0	0	0	0	2	.333	0	0	2	0	.333	0	0	0-0	1	3	0	1.000
3 MESSEX, Sarah	.333	2-2	6	1	2	0	0	0	0	2	.333	0	0	2	0	.333	0	0	0-0	1	4	1	.833
4 GALLO, Claudia	.333	2-2	6	1	2	0	0	1	1	5	.833	0	0	2	0	.333	0	0	0-0	6	0	0	1.000
8 BANDY, Parker	.200	2-2	5	0	1	0	0	0	0	1	.200	0	0	2	0	.200	0	0	0-0	4	2	0	1.000
17 RHEINECKER, Brooke	.200	2-2	5	0	1	0	0	0	0	1	.200	0	0	2	0	.200	0	0	0-0	0	0	0	.000
26 ELLIS, Ashley	.167	2-2	6	0	1	0	0	0	0	1	.167	0	0	2	0	.167	0	0	0-0	13	0	0	1.000
7 ARELLANES, Mykaela	.000	2-2	7	0	0	0	0	0	0	0	.000	0	0	2	0	.000	0	0	0-0	5	0	0	1.000
24 DONALD, Rachael	.000	2-2	5	0	0	0	0	0	0	0	.000	0	0	2	0	.000	0	0	0-0	5	0	0	1.000

2 ANDERSON, Rachel	.250	2-2	4	1	1	0	0	1	1	4	1.000	2	0	2	0	.500	0	0	0-0	3	0	0	1.000
11 MARTON, Danina	.000	1-0	1	0	0	0	0	0	0	0	.000	0	0	0	0	.000	0	0	0-0	0	0	0	.000
22 HARRIS, Madison	.000	1-0	1	0	0	0	0	0	0	0	.000	0	0	0	0	.000	0	0	0-0	0	0	0	.000
21 PENA, Chelsy	.000	1-0	1	0	0	0	0	0	0	0	.000	0	0	0	0	.000	0	0	0-0	1	1	0	1.000
10 EMERT, Ashley	.000	1-0	0	0	0	0	0	0	0	0	.000	0	0	0	0	.000	0	0	0-0	0	0	0	.000
Totals	.189	2	53	3	10	0	0	2	2	16	.302	2	0	18	0	.218	0	0	0-0	39	13	1	.981
Opponents	.224	2	49	9	11	0	0	3	9	20	.408	5	3	6	0	.333	0	0	1-2	42	13	1	.982

LOB - Team (10), Opp (9). DPs turned - Team (0), Opp (1).

(SEMO vs. Belmont Sorted by Earned run avg)

Player	era	w-l	app	gs	cg	sho	sv	ip	h	r	er	bb	so	2b	3b	hr	b/avg	wp	hp	bk	sfa	sha
15 THOGMARTIN, Haley	2.80	0-0	1	1	0	0/0	0	5.0	3	2	2	0	2	0	0	2	.167	0	0	0	0	0
14 ANDERSON, Kaylee	3.50	0-0	1	0	0	0/0	0	4.0	3	2	2	1	2	0	0	0	.231	1	1	0	0	0

9 ROOK, Rachel	0.00	1-0	1	0	0	0/0	0	1.2	0	0	0	2	1	0	0	0	.000	0	2	0	0	0
6 DAVIS, Marisa	0.00	0-0	1	0	0	0/0	0	0.1	1	0	0	0	0	0	0	0	.500	0	0	0	0	0
5 ESTES, Alexis	14.00	0-1	2	1	0	0/0	1	2.0	4	5	4	2	1	0	0	1	.364	0	0	0	0	0
Totals	4.31	1-1	2	2	0	0/0	1	13.0	11	9	8	5	6	0	0	3	.224	1	3	0	0	0
Opponents	1.50	1-1	2	2	2	1/0	0	14.0	10	3	3	2	18	0	0	2	.189	4	0	0	0	0

SBA/ATT - K. ANDERSON (0-1), PENA (0-1), ESTES (1-1), DONALD (1-1).

YOUR REDHAWKS

SOUTHEAST MISSOURI VS. BELMONT SERIES STATISTICS



2019 Southeast Missouri Softball Overall Statistics for Belmont Bruins (as of May 01, 2019) (SEMO vs. Belmont Sorted by Batting avg)



Record: 1-1 Home: 1-1 Away: 0-0 OVC: 1-1

Player	avg	gp-gs	ab	r	h	2b	3b	hr	rbi	tb	slg%	bb	hp	so	gdp	ob%	sf	sh	sb-att	po	a	e	fld%
LYLE	.333	2-2	6	2	2	0	0	2	3	8	1.333	0	0	3	0	.333	0	0	0-0	8	1	0	1.000
CAVANAUGH	.250	2-2	8	2	2	0	0	0	0	2	.250	0	0	0	0	.250	0	0	0-0	3	0	0	1.000
LEE	.200	2-2	5	1	1	0	0	0	0	1	.200	0	1	2	0	.333	0	0	0-0	2	2	0	1.000
SIMS	.200	2-2	5	1	1	0	0	0	0	1	.200	1	0	0	0	.333	0	0	0-0	4	2	0	1.000
COOK	.167	2-2	6	1	1	0	0	0	0	1	.167	1	0	0	0	.286	0	0	1-1	2	0	0	1.000
BAKER	.167	2-2	6	0	1	0	0	0	3	1	.167	0	0	0	0	.167	0	0	0-0	2	0	0	1.000
VELTRI	.000	2-2	5	0	0	0	0	0	0	0	.000	1	0	1	0	.167	0	0	0-0	1	0	0	1.000

OLLINGER	.500	2-2	4	1	2	0	0	1	1	5	1.250	0	2	0	0	.667	0	0	0-0	2	3	0	1.000
THOMAS	.250	2-2	4	1	1	0	0	0	2	1	.250	2	0	0	0	.500	0	0	0-0	10	2	0	1.000
LONG	.000	2-1	0	0	0	0	0	0	0	0	.000	0	0	0	0	.000	0	0	0-1	1	2	1	.750
HARGROVE	.000	1-0	0	0	0	0	0	0	0	0	.000	0	0	0	0	.000	0	0	0-0	0	0	0	.000
MCKEE	.000	1-1	0	0	0	0	0	0	0	0	.000	0	0	0	0	.000	0	0	0-0	7	1	0	1.000
Totals	.224	2	49	9	11	0	0	3	9	20	.408	5	3	6	0	.333	0	0	1-2	42	13	1	.982
Opponents	.189	2	53	3	10	0	0	2	2	16	.302	2	0	18	0	.218	0	0	0-0	39	13	1	.981

LOB - Team (9), Opp (10). DPs turned - Team (1).

(SEMO vs. Belmont Sorted by Earned run avg)

Player	era	w-l	app	gs	cg	sho	sv	ip	h	r	er	bb	so	2b	3b	hr	b/avg	wp	hp	bk	sfa	sha
VELTRI	0.00	1-0	1	1	1	1/0	0	7.0	4	0	0	1	8	0	0	0	.160	1	0	0	0	0
LEE	3.00	0-1	1	1	1	0/0	0	7.0	6	3	3	1	10	0	0	2	.214	3	0	0	0	0
Totals	1.50	1-1	2	2	2	1/0	0	14.0	10	3	3	2	18	0	0	2	.189	4	0	0	0	0
Opponents	4.31	1-1	2	2	0	0/0	1	13.0	11	9	8	5	6	0	0	3	.224	1	3	0	0	0

YOUR REDHAWKS

SOUTHEAST MISSOURI VS. EASTERN KENTUCKY SERIES STATISTICS



2019 Southeast Missouri Softball Overall Statistics for Southeast Missouri (as of May 01, 2019) (SEMO vs. Eastern Kentucky Sorted by Batting avg)



Record: 2-0 Home: 2-0 Away: 0-0 OVC: 2-0

Player	avg	gp-gs	ab	r	h	2b	3b	hr	rbi	tb	slg%	bb	hp	so	gdp	ob%	sf	sh	sb-att	po	a	e	fld%
2 ANDERSON, Rachel	1.000	2-2	5	4	5	1	0	2	4	12	2.400	3	0	0	0	1.000	0	0	2-2	2	0	0	1.000
4 GALLO, Claudia	.800	2-2	5	4	4	1	0	1	1	8	1.600	0	3	0	0	.875	0	0	0-0	5	0	0	1.000
8 BANDY, Parker	.500	2-2	6	0	3	0	0	0	0	3	.500	0	0	2	0	.500	0	0	0-0	0	2	1	.667
12 BARNOUSKI, Addison	.429	2-2	7	1	3	1	0	1	3	7	1.000	1	0	1	0	.500	0	0	0-0	0	1	0	1.000
7 ARELLANES, Mykaela	.333	2-2	6	2	2	1	0	0	1	3	.500	1	1	1	0	.500	0	0	0-0	3	0	0	1.000
26 ELLIS, Ashley	.286	2-2	7	0	2	0	0	0	1	2	.286	1	0	3	0	.375	0	0	0-0	15	0	0	1.000
3 MESSEX, Sarah	.167	2-2	6	1	1	0	0	0	0	1	.167	0	0	1	0	.167	0	0	0-0	4	5	0	1.000
24 DONALD, Rachael	.000	2-2	6	0	0	0	0	0	0	0	.000	0	0	1	0	.000	0	0	0-0	12	2	1	.933

14 ANDERSON, Kaylee	.250	2-1	4	0	1	1	0	0	2	2	.500	0	0	1	0	.250	0	0	0-0	0	0	0	.000
17 RHEINECKER, Brooke	.000	1-1	3	0	0	0	0	0	0	0	.000	0	0	1	0	.000	0	0	0-0	0	0	0	.000
21 PENA, Chelsy	.000	1-0	1	0	0	0	0	0	0	0	.000	0	0	1	0	.000	0	0	0-0	0	0	0	.000
18 LONG, Mackenzie	.000	2-0	0	1	0	0	0	0	0	0	.000	0	0	0	0	.000	0	0	0-0	0	0	0	.000
10 EMERT, Ashley	.000	1-0	0	0	0	0	0	0	0	0	.000	0	0	0	0	.000	0	0	1-1	0	0	0	.000
Totals	.375	2	56	13	21	5	0	4	12	38	.679	6	4	12	0	.470	0	0	3-3	42	12	2	.964
Opponents	.241	2	54	8	13	1	0	1	8	17	.315	5	1	12	0	.311	1	0	1-2	36	17	1	.981

LOB - Team (17), Opp (12). CI - Team (1), DONALD 1. IBB - Team (2), ARELLANES 1, R. ANDERSON 1.

(SEMO vs. Eastern Kentucky Sorted by Earned run avg)

Player	era	w-l	app	gs	cg	sho	sv	ip	h	r	er	bb	so	2b	3b	hr	b/avg	wp	hp	bk	sfa	sha
15 THOGMARTIN, Haley	0.00	1-0	2	1	1	0/0	1	7.1	4	1	0	1	10	1	0	0	.148	0	1	0	0	0

14 ANDERSON, Kaylee	3.00	1-0	1	0	0	0/0	0	2.1	3	1	1	0	0	0	0	1	.300	1	0	0	0	0
9 ROOK, Rachel	4.20	0-0	1	0	0	0/0	0	1.2	1	1	1	2	2	0	0	0	.167	1	0	0	0	0
5 ESTES, Alexis	13.12	0-0	1	1	0	0/0	0	2.2	5	5	5	2	0	0	0	0	.455	0	0	0	1	0
Totals	3.50	2-0	2	2	1	0/0	1	14.0	13	8	7	5	12	1	0	1	.241	2	1	0	1	0
Opponents	7.58	0-2	2	2	0	0/0	0	12.0	21	13	13	6	12	5	0	4	.375	0	4	0	0	0

SBA/ATT - DONALD (1-2), ESTES (0-1), THOGMARTIN (1-1).

YOUR REDHAWKS

SOUTHEAST MISSOURI VS. EASTERN KENTUCKY SERIES STATISTICS



2019 Southeast Missouri Softball Overall Statistics for Eastern Kentucky (as of May 01, 2019) (SEMO vs. Eastern Kentucky Sorted by Batting avg)



Record: 0-2 Home: 0-0 Away: 0-2 OVC: 0-2

Player	avg	gp-gs	ab	r	h	2b	3b	hr	rbi	tb	slg%	bb	hp	so	gdp	ob%	sf	sh	sb-att	po	a	e	fld%
0 MIHALICZ, Zoe	.571	2-2	7	2	4	0	0	1	4	7	1.000	0	0	0	0	.571	0	0	0-0	13	1	0	1.000
42 MILLER, Sammi	.429	2-2	7	3	3	0	0	0	0	3	.429	0	0	0	0	.429	0	0	1-1	3	1	0	1.000
2 CORBITT, Emily	.400	2-2	5	2	2	0	0	0	1	2	.400	2	0	2	0	.571	0	0	0-0	2	4	0	1.000
15 ROBINSON, Carley	.200	2-2	5	0	1	0	0	0	0	1	.200	1	1	0	0	.429	0	0	0-0	10	1	0	1.000
12 CLARK, Hannah	.143	2-2	7	0	1	1	0	0	1	2	.286	0	0	1	0	.143	0	0	0-0	1	4	0	1.000
7 LIZZMORE, Destinee	.000	2-2	7	0	0	0	0	0	0	0	.000	0	0	2	0	.000	0	0	0-0	3	4	1	.875
5 JACOBSEN, Melissa	.000	2-2	5	0	0	0	0	0	0	0	.000	0	0	2	0	.000	0	0	0-1	0	0	0	.000

10 MERCADO, Jaqueline	1.000	2-0	1	0	1	0	0	0	1	1	1.000	1	0	0	0	1.000	0	0	0-0	0	0	0	.000
28 MORALES, Mattira	.250	2-2	4	0	1	0	0	0	0	1	.250	1	0	2	0	.400	0	0	0-0	0	0	0	.000
8 DE LA CERDA	.000	2-2	4	0	0	0	0	0	0	0	.000	0	0	2	0	.000	0	0	0-0	2	0	0	1.000
3 REYNOSO, Samantha	.000	1-0	1	0	0	0	0	0	0	0	.000	0	0	0	0	.000	0	0	0-0	1	0	0	1.000
25 BOWERS, Erica	.000	2-0	1	0	0	0	0	0	1	0	.000	0	0	1	0	.000	1	0	0-0	0	0	0	.000
23 PEZZONI, Sydney	.000	1-0	0	1	0	0	0	0	0	0	.000	0	0	0	0	.000	0	0	0-0	0	0	0	.000
13 SJOBERG, Amanda	.000	2-0	0	0	0	0	0	0	0	0	.000	0	0	0	0	.000	0	0	0-0	0	0	0	.000
Totals	.241	2	54	8	13	1	0	1	8	17	.315	5	1	12	0	.311	1	0	1-2	36	17	1	.981
Opponents	.375	2	56	13	21	5	0	4	12	38	.679	6	4	12	0	.470	0	0	3-3	42	12	2	.964

LOB - Team (12), Opp (17). CI - Team (0), Opp (1). IBB - Team (0), Opp (2).

(SEMO vs. Eastern Kentucky Sorted by Earned run avg)

Player	era	w-l	app	gs	cg	sho	sv	ip	h	r	er	bb	so	2b	3b	hr	b/avg	wp	hp	bks	sfa	sha
17 TODD, Bethany	6.56	0-1	2	1	0	0/0	0	5.1	6	5	5	3	3	1	0	3	.286	0	2	0	0	0
14 PAULICK, Mollie	9.00	0-1	2	1	0	0/0	0	4.2	9	6	6	1	8	4	0	0	.391	0	1	0	0	0

20 MCROBERTS, Murphy	0.00	0-0	1	0	0	0/0	0	0.2	2	0	0	1	1	0	0	0	.500	0	0	0	0	0
3 REYNOSO, Samantha	10.50	0-0	1	0	0	0/0	0	1.1	4	2	2	1	0	0	0	1	.500	0	1	0	0	0
Totals	7.58	0-2	2	2	0	0/0	0	12.0	21	13	13	6	12	5	0	4	.375	0	4	0	0	0
Opponents	3.50	2-0	2	2	1	0/0	1	14.0	13	8	7	5	12	1	0	1	.241	2	1	0	1	0

SBA/ATT - MIHALICZ, Z. (3-3), PAULICK, M. (1-1), MCROBERTS, M (1-1), TODD, B. (1-1).

YOUR REDHAWKS

SOUTHEAST MISSOURI VS. JACKSONVILLE STATE SERIES STATISTICS



2019 Southeast Missouri Softball Overall Statistics for Southeast Missouri (as of May 01, 2019) (SEMO vs Jacksonville State Sorted by Batting avg)



Record: 1-1 Home: 0-0 Away: 1-1 OVC: 1-1

Player	avg	gp-gs	ab	r	h	2b	3b	hr	rbi	tb	slg%	bb	hp	so	gdp	ob%	sf	sh	sb-att	po	a	e	fld%
2 ANDERSON, Rachel	.600	2-2	5	1	3	1	0	1	2	7	1.400	1	1	0	0	.714	0	0	0-1	3	0	0	1.000
14 ANDERSON, Kaylee	.000	2-2	5	0	0	0	0	0	0	0	.000	0	0	0	0	.000	0	1	0-0	0	0	0	.000
26 ELLIS, Ashley	.000	2-2	5	0	0	0	0	0	0	0	.000	1	1	0	1	.286	0	0	0-0	10	0	0	1.000
4 GALLO, Claudia	.000	2-2	5	0	0	0	0	0	0	0	.000	0	1	1	1	.167	0	0	0-0	4	0	0	1.000
7 ARELLANES, Mykaela	.000	2-2	5	0	0	0	0	0	0	0	.000	1	1	1	0	.286	0	0	0-0	4	0	0	1.000

22 HARRIS, Madison	.500	2-0	2	0	1	0	1	0	1	3	1.500	0	0	0	0	.500	0	0	1-1	0	0	0	.000
8 BANDY, Parker	.333	2-2	3	0	1	0	0	0	0	1	.333	0	1	1	0	.500	0	0	0-0	3	2	0	1.000
12 BARNOUSKI, Addison	.000	2-2	4	0	0	0	0	0	0	0	.000	1	0	3	0	.200	0	0	0-0	1	5	0	1.000
24 DONALD, Rachael	.000	2-2	3	0	0	0	0	0	0	0	.000	1	0	1	0	.250	0	0	0-0	9	0	0	1.000
3 MESSEX, Sarah	.000	2-2	3	1	0	0	0	0	0	0	.000	1	0	1	0	.250	0	1	0-1	5	0	0	1.000
27 GRIFFIN, Anna	.000	1-0	1	0	0	0	0	0	0	0	.000	0	0	0	0	.000	0	0	0-0	0	0	0	.000
21 PENA, Chelsy	.000	1-0	1	0	0	0	0	0	0	0	.000	0	0	0	0	.000	0	0	0-0	0	0	0	.000
15 THOGMARTIN, Haley	.000	1-1	0	0	0	0	0	0	0	0	.000	0	0	0	0	.000	0	0	0-0	0	2	0	1.000
17 RHEINECKER, Brooke	.000	1-0	0	0	0	0	0	0	0	0	.000	0	0	0	0	.000	0	0	0-0	0	0	0	.000
9 ROOK, Rachel	.000	1-1	0	0	0	0	0	0	0	0	.000	0	0	0	0	.000	0	0	0-0	0	0	0	.000
18 LONG, Mackenzie	.000	2-0	0	1	0	0	0	0	0	0	.000	0	0	0	0	.000	0	0	0-0	0	0	0	.000
Totals	.119	2	42	3	5	1	1	1	3	11	.262	6	5	8	2	.302	0	2	1-3	39	9	0	1.000
Opponents	.174	2	46	2	8	3	0	0	2	11	.239	1	0	8	0	.191	0	1	0-0	42	22	1	.985

LOB - Team (10), Opp (7). DPs turned - Team (0), Opp (2). IBB - Team (0), Opp (1).

(SEMO vs Jacksonville State Sorted by Earned run avg)

Player	era	w-l	app	gs	cg	sho	sv	ip	h	r	er	bb	so	2b	3b	hr	b/avg	wp	hp	bk	sfa	sha
9 ROOK, Rachel	0.00	0-0	1	1	0	0/0	0	4.0	1	0	0	0	3	0	0	0	.077	0	0	0	0	0
15 THOGMARTIN, Haley	1.40	1-0	1	1	0	0/0	0	5.0	4	1	1	0	2	1	0	0	.222	0	0	0	0	1
14 ANDERSON, Kaylee	1.75	0-1	2	0	0	0/0	1	4.0	3	1	1	1	3	2	0	0	.200	0	0	0	0	0
Totals	1.08	1-1	2	2	0	0/0	1	13.0	8	2	2	1	8	3	0	0	.174	0	0	0	0	1
Opponents	1.50	1-1	2	2	1	1/0	0	14.0	5	3	3	6	8	1	1	1	.119	0	5	0	0	2

YOUR REDHAWKS

SOUTHEAST MISSOURI VS. JACKSONVILLE STATE SERIES STATISTICS



2019 Southeast Missouri Softball Overall Statistics for Jacksonville State (as of May 01, 2019) (SEMO vs Jacksonville State Sorted by Batting avg)



Record: 1-1 Home: 1-1 Away: 0-0 OVC: 1-1

Player	avg	gp-gs	ab	r	h	2b	3b	hr	rbi	tb	slg%	bb	hp	so	gdp	ob%	sf	sh	sb-att	po	a	e	fld%
25 Amber Jones	.400	2-2	5	0	2	1	0	0	0	3	.600	0	0	1	0	.400	0	0	0-0	5	7	0	1.000
12 Karsen Mosley	.333	2-2	6	0	2	1	0	0	1	3	.500	0	0	1	0	.333	0	0	0-0	1	5	1	.857
6 Taylor Beshears	.200	2-2	5	0	1	1	0	0	1	2	.400	0	0	0	0	.200	0	0	0-0	0	0	0	.000
3 Hannahstaysia Weaver	.200	2-2	5	1	1	0	0	0	0	1	.200	0	0	1	0	.200	0	0	0-0	1	0	0	1.000
44 Lex Hull	.200	2-2	5	0	1	0	0	0	0	1	.200	0	0	0	0	.200	0	0	0-0	8	3	0	1.000
22 Alexis Jimmerson	.000	2-2	6	1	0	0	0	0	0	0	.000	0	0	2	0	.000	0	0	0-0	0	0	0	.000

4 Kaley Warren	1.000	1-0	1	0	1	0	0	0	0	1	1.000	0	0	0	0	1.000	0	0	0-0	0	0	0	.000
8 Hayley Sims	.000	2-2	4	0	0	0	0	0	0	0	.000	0	0	1	0	.000	0	1	0-0	22	0	0	1.000
77 Anna Chisolm	.000	2-2	4	0	0	0	0	0	0	0	.000	1	0	0	0	.200	0	0	0-0	5	5	0	1.000
24 Sidney Wagnon	.000	1-1	3	0	0	0	0	0	0	0	.000	0	0	1	0	.000	0	0	0-0	0	0	0	.000
7 Jada Terry	.000	1-1	2	0	0	0	0	0	0	0	.000	0	0	1	0	.000	0	0	0-0	0	0	0	.000
9 Savannah Sudduth	.000	1-0	0	0	0	0	0	0	0	0	.000	0	0	0	0	.000	0	0	0-0	0	0	0	.000
Totals	.174	2	46	2	8	3	0	0	2	11	.239	1	0	8	0	.191	0	1	0-0	42	22	1	.985
Opponents	.119	2	42	3	5	1	1	1	3	11	.262	6	5	8	2	.302	0	2	1-3	39	9	0	1.000

LOB - Team (7), Opp (10). DPs turned - Team (2). IBB - Team (1), CHISOLM, A. 1.

(SEMO vs Jacksonville State Sorted by Earned run avg)

Player	era	w-l	app	gs	cg	sho	sv	ip	h	r	er	bb	so	2b	3b	hr	b/avg	wp	hp	bk	sfa	sha
2 Faith Sims	0.00	1-0	2	1	1	1/0	0	7.1	0	0	0	1	5	0	0	0	.000	0	2	0	0	0
17 Kirsten Titus	1.91	0-0	1	0	0	0/0	0	3.2	2	1	1	2	0	0	0	1	.182	0	0	0	0	1

15 Nicole Rodriguez	0.00	0-0	1	1	0	0/0	0	0.1	1	0	0	0	1	1	0	0	.500	0	2	0	0	0
16 Reagan Watkins	5.25	0-1	1	0	0	0/0	0	2.2	2	2	2	3	2	0	1	0	.222	0	1	0	0	1
Totals	1.50	1-1	2	2	1	1/0	0	14.0	5	3	3	6	8	1	1	1	.119	0	5	0	0	2
Opponents	1.08	1-1	2	2	0	0/0	1	13.0	8	2	2	1	8	3	0	0	.174	0	0	0	0	1

SBA/ATT - SIMS, F. (1-3), HULL, L. (1-3).

YOUR REDHAWKS

SOUTHEAST MISSOURI VS. MURRAY STATE SERIES STATISTICS



2019 Southeast Missouri Softball Overall Statistics for Southeast Missouri (as of May 01, 2019) (SEMO vs Murray State Sorted by Batting avg)



Record: 1-1 Home: 1-1 Away: 0-0 OVC: 1-1

Player	avg	gp-gs	ab	r	h	2b	3b	hr	rbi	tb	slg%	bb	hp	so	gdp	ob%	sf	sh	sb-att	po	a	e	fld%
26 ELLIS, Ashley	.500	2-2	6	2	3	0	0	1	3	6	1.000	0	0	1	0	.500	0	0	0-0	12	0	0	1.000
4 GALLO, Claudia	.333	2-2	6	2	2	1	0	1	1	6	1.000	0	0	1	0	.333	0	0	0-0	3	0	0	1.000
12 BARNOUSKI, Addison	.200	2-2	5	0	1	0	0	0	0	1	.200	0	0	1	0	.200	0	0	0-0	3	4	2	.778
7 ARELLANES, Mykaela	.167	2-2	6	0	1	0	0	0	0	1	.167	1	0	1	0	.286	0	0	0-0	2	0	0	1.000

22 HARRIS, Madison	1.000	1-0	1	1	1	0	0	1	1	4	4.000	0	0	0	0	1.000	0	0	0-0	0	0	0	.000
2 ANDERSON, Rachel	.500	2-2	4	2	2	0	0	1	2	5	1.250	2	0	0	0	.667	0	0	1-1	3	0	0	1.000
8 BANDY, Parker	.500	2-2	4	2	2	0	0	2	2	8	2.000	1	0	2	0	.600	0	0	0-0	3	2	0	1.000
17 RHEINECKER, Brooke	.500	2-1	2	2	1	0	0	0	0	1	.500	0	0	0	0	.500	0	0	0-0	0	0	0	.000
21 PENA, Chelsy	.333	2-1	3	0	1	0	0	0	2	1	.333	0	0	0	0	.333	0	1	0-0	3	0	0	1.000
14 ANDERSON, Kaylee	.250	2-1	4	2	1	0	0	1	2	4	1.000	0	0	1	0	.250	0	0	0-0	0	3	0	1.000
3 MESSEX, Sarah	.000	2-2	4	0	0	0	0	0	0	0	.000	1	0	3	0	.200	0	0	0-0	5	0	2	.714
24 DONALD, Rachael	.000	1-1	2	0	0	0	0	0	0	0	.000	0	0	1	0	.000	0	0	0-0	2	0	0	1.000
27 GRIFFIN, Anna	.000	1-0	1	0	0	0	0	0	0	0	.000	0	0	1	0	.000	0	0	0-0	0	0	0	.000
18 LONG, Mackenzie	.000	2-0	1	0	0	0	0	0	0	0	.000	0	0	0	0	.000	0	0	0-0	0	0	0	.000
Totals	.306	2	49	13	15	1	0	7	13	37	.755	5	0	12	0	.370	0	1	1-1	36	11	4	.922
Opponents	.234	2	47	9	11	2	0	3	8	22	.468	5	0	5	0	.308	0	2	1-1	35	11	0	1.000

LOB - Team (7), Opp (9). DPs turned - Team (1). IBB - Team (0), Opp (2).

(SEMO vs Murray State Sorted by Earned run avg)

Player	era	w-l	app	gs	cg	sho	sv	ip	h	r	er	bb	so	2b	3b	hr	b/avg	wp	hp	bk	sfa	sha
15 THOGMARTIN, Haley	2.00	0-1	1	1	1	0/0	0	7.0	9	8	2	3	2	2	0	2	.300	0	0	0	0	2
6 DAVIS, Marisa	2.33	1-0	1	0	0	0/0	0	3.0	1	1	1	0	2	0	0	1	.100	0	0	0	0	0

5 ESTES, Alexis	0.00	0-0	1	1	0	0/0	0	2.0	1	0	0	2	1	0	0	0	.143	0	0	0	0	0
Totals	1.75	1-1	2	2	1	0/0	0	12.0	11	9	3	5	5	2	0	3	.234	0	0	0	0	2
Opponents	7.80	1-1	2	2	1	0/0	0	11.2	15	13	13	5	12	1	0	7	.306	0	0	0	0	1

SBA/ATT - THOGMARTIN (1-1), DONALD (1-1).

YOUR REDHAWKS

SOUTHEAST MISSOURI VS. MURRAY STATE SERIES STATISTICS



2019 Southeast Missouri Softball Overall Statistics for Murray State (as of May 01, 2019) (SEMO vs Murray State Sorted by Batting avg)



Record: 1-1 Home: 0-0 Away: 1-1 OVC: 1-1

Player	avg	gp-gs	ab	r	h	2b	3b	hr	rbi	tb	slg%	bb	hp	so	gdp	ob%	sf	sh	sb-att	po	a	e	fld%
14 JONES Lexi	.800	2-2	5	1	4	0	0	1	2	7	1.400	0	0	0	0	.800	0	0	0-0	9	0	0	1.000
8 BRAUNDMEIER Logan	.333	2-2	6	1	2	1	0	1	4	6	1.000	0	0	0	0	.333	0	0	0-0	5	0	0	1.000
33 STRIEGEL JENSEN	.200	2-2	5	2	1	0	0	0	0	1	.200	1	0	2	0	.333	0	0	1-1	2	0	0	1.000
13 CARROLL Lindsey	.167	2-2	6	1	1	1	0	0	0	2	.333	0	0	1	0	.167	0	0	0-0	4	1	0	1.000
4 FINCK Brenna	.000	2-2	6	0	0	0	0	0	0	0	.000	0	0	1	0	.000	0	1	0-0	1	6	0	1.000
24 CULVER Madison	.000	2-2	5	1	0	0	0	0	0	0	.000	1	0	0	0	.167	0	0	0-0	12	1	0	1.000

2 GOETZ Lillie	.500	2-2	4	2	2	0	0	1	1	5	1.250	2	0	0	0	.667	0	0	0-0	2	0	0	1.000
12 GILMORE Sierra	.250	2-2	4	0	1	0	0	0	1	1	.250	1	0	0	0	.400	0	1	0-0	0	0	0	.000
5 SHOULDERS Abby	.000	1-1	4	0	0	0	0	0	0	0	.000	0	0	0	0	.000	0	0	0-0	0	0	0	.000
9 BARRETT Ellison	.000	1-1	2	0	0	0	0	0	0	0	.000	0	0	1	0	.000	0	0	0-0	0	0	0	.000
11 BIALEK Kristen	.000	1-0	0	1	0	0	0	0	0	0	.000	0	0	0	0	.000	0	0	0-0	0	0	0	.000
Totals	.234	2	47	9	11	2	0	3	8	22	.468	5	0	5	0	.308	0	2	1-1	35	11	0	1.000
Opponents	.306	2	49	13	15	1	0	7	13	37	.755	5	0	12	0	.370	0	1	1-1	36	11	4	.922

LOB - Team (9), Opp (7). DPs turned - Team (0), Opp (1). IBB - Team (2), GOETZ 1, CULVER 1.

(SEMO vs Murray State Sorted by Earned run avg)

Player	era	w-l	app	gs	cg	sho	sv	ip	h	r	er	bb	so	2b	3b	hr	b/avg	wp	hp	bk	sfa	sha
15 JAMES Hannah	4.00	1-0	1	1	1	0/0	0	7.0	5	4	4	2	8	0	0	3	.192	0	0	0	0	0

20 VAN DUYSE Amber	0.00	0-0	1	0	0	0/0	0	0.1	0	0	0	1	0	0	0	0		0	0	0	0	1
3 VAUGHN Grace	10.50	0-0	1	0	0	0/0	0	1.1	3	2	2	2	2	0	0	0	.429	0	0	0	0	0
28 MAKOWSKY Taylor	12.00	0-1	1	1	0	0/0	0	2.1	4	4	4	0	1	1	0	2	.364	0	0	0	0	0
9 BARRETT Ellison	31.50	0-0	1	0	0	0/0	0	0.2	3	3	3	0	1	0	0	2	.600	0	0	0	0	0
Totals	7.80	1-1	2	2	1	0/0	0	11.2	15	13	13	5	12	1	0	7	.306	0	0	0	0	1
Opponents	1.75	1-1	2	2	1	0/0	0	12.0	11	9	3	5	5	2	0	3	.234	0	0	0	0	2

SBA/ATT - CULVER (1-1), JAMES (1-1).

YOUR REDHAWKS

SOUTHEAST MISSOURI VS. SIUE SERIES STATISTICS



2019 Southeast Missouri Softball Overall Statistics for Southeast Missouri (as of May 06, 2019) (SEMO vs. SIUE Sorted by Batting avg)



Record: 1-0 Home: 0-0 Away: 1-0 OVC: 1-0

Player	avg	gp-gs	ab	r	h	2b	3b	hr	rbi	tb	slg%	bb	hp	so	gdp	ob%	sf	sh	sb-att	po	a	e	fld%
7 ARELLANES, Mykaela	1.000	1-1	4	5	4	1	0	2	3	11	2.750	0	1	0	0	1.000	0	0	0-0	3	0	0	1.000
2 ANDERSON, Rachel	.400	1-1	5	0	2	2	0	0	1	4	.800	0	0	1	0	.400	0	0	0-0	1	0	0	1.000
26 ELLIS, Ashley	.250	1-1	4	1	1	0	0	1	4	4	1.000	0	0	1	0	.250	0	0	0-0	0	0	0	.000

21 PENA, Chelsy	1.000	1-0	1	0	1	0	0	0	0	1	1.000	0	0	0	0	1.000	0	0	0-0	0	0	0	.000
8 BANDY, Parker	.500	1-1	2	1	1	1	0	0	0	2	1.000	2	0	0	0	.750	0	0	0-0	2	0	0	1.000
14 ANDERSON, Kaylee	.500	1-0	2	1	1	0	0	0	1	1	.500	0	0	0	0	.500	0	0	0-0	0	0	0	.000
3 MESSEX, Sarah	.333	1-1	3	2	1	0	1	0	1	3	1.000	1	0	1	0	.500	0	0	0-0	3	0	1	.750
4 GALLO, Claudia	.333	1-1	3	2	1	1	0	0	1	2	.667	0	1	0	0	.500	0	0	1-1	3	0	0	1.000
12 BARNOUSKI, Addison	.000	1-1	3	1	0	0	0	0	0	0	.000	1	0	2	0	.250	0	0	0-0	1	0	0	1.000
24 DONALD, Rachael	.000	1-1	3	0	0	0	0	0	0	0	.000	0	0	0	0	.000	0	0	0-0	8	1	0	1.000
11 MARTON, Danina	.000	1-0	1	0	0	0	0	0	0	0	.000	0	0	1	0	.000	0	0	0-0	0	0	0	.000
17 RHEINECKER, Brooke	.000	1-1	1	0	0	0	0	0	1	0	.000	0	0	0	0	.000	1	0	0-0	0	0	0	.000
10 EMERT, Ashley	.000	1-0	0	1	0	0	0	0	0	0	.000	0	0	0	0	.000	0	0	0-0	0	0	0	.000
27 GRIFFIN, Anna	.000	1-0	0	0	0	0	0	0	0	0	.000	1	0	0	0	1.000	0	0	0-0	0	0	0	.000
18 LONG, Mackenzie	.000	1-0	0	0	0	0	0	0	0	0	.000	0	0	0	0	.000	0	0	0-0	0	0	0	.000
Totals	.375	1	32	14	12	5	1	3	12	28	.875	5	2	6	0	.475	1	0	1-1	21	1	1	.957
Opponents	.214	1	28	1	6	1	0	0	1	7	.250	1	1	6	0	.267	0	0	1-1	21	4	3	.893

LOB - Team (5), Opp (8). DPs turned - Team (0), Opp (1).

(SEMO vs. SIUE Sorted by Earned run avg)

Player	era	w-l	app	gs	cg	sho	sv	ip	h	r	er	bb	so	2b	3b	hr	b/avg	wp	hp	bk	sfa	sha
15 THOGMARTIN, Haley	0.00	1-0	1	1	1	0/0	0	7.0	6	1	0	1	6	1	0	0	.214	0	1	0	0	0
Totals	0.00	1-0	1	1	1	0/0	0	7.0	6	1	0	1	6	1	0	0	.214	0	1	0	0	0
Opponents	13.00	0-1	1	1	0	0/0	0	7.0	12	14	13	5	6	5	1	3	.375	0	2	0	1	0

SBA/ATT - DONALD (1-1), THOGMARTIN (1-1).

YOUR REDHAWKS

SOUTHEAST MISSOURI VS. SIUE SERIES STATISTICS



2019 Southeast Missouri Softball Overall Statistics for SIUE (as of May 06, 2019) (SEMO vs. SIUE Sorted by Batting avg)



Record: 1-1 Home: 1-1 Away: 0-0 OVC: 1-1

Player	avg	gp-gs	ab	r	h	2b	3b	hr	rbi	tb	slg%	bb	hp	so	gdp	ob%	sf	sh	sb-att	po	a	e	fld%
5 HEREN, Alyssa	.667	2-2	6	3	4	2	0	0	0	6	1.000	1	0	0	0	.714	0	0	1-2	6	1	0	1.000
23 CURTIS, Reagan	.500	2-2	4	1	2	0	0	0	1	2	.500	1	0	1	0	.600	0	0	0-0	2	0	0	1.000
1 SCHAFER, Zoe	.333	2-2	6	0	2	0	0	0	1	2	.333	0	0	0	0	.333	0	0	0-0	6	1	0	1.000
17 CONCATTO, Bailey	.333	2-2	6	0	2	0	0	0	0	2	.333	0	0	0	0	.333	0	0	0-0	3	2	0	1.000
18 BINA, Syndey	.250	2-2	4	0	1	0	0	0	0	1	.250	0	1	1	0	.400	0	0	0-0	8	2	0	1.000
8 HILBRENNER, Kloe	.250	2-1	4	0	1	0	0	0	0	1	.250	0	0	0	0	.250	0	0	0-0	3	0	0	1.000
7 ARPS, MICAH	.200	2-2	5	0	1	0	0	0	0	1	.200	0	0	0	0	.200	0	1	0-1	6	0	1	.857

16 OFOIA, Sammie	.000	1-1	3	0	0	0	0	0	0	0	.000	0	0	0	0	.000	0	0	0-0	0	0	0	.000
12 MARLOW, Abby	.000	2-2	3	0	0	0	0	0	2	0	.000	3	0	0	0	.429	1	0	0-0	2	2	0	1.000
6 COBB-ADAMS, Alana	.000	2-1	3	0	0	0	0	0	0	0	.000	0	0	3	0	.000	0	1	0-0	4	0	1	.800
99 NIEHAUS, Jill	.000	1-1	2	0	0	0	0	0	0	0	.000	0	0	1	0	.000	0	0	0-0	1	1	0	1.000
11 WYLIE, Amara	.000	1-0	1	0	0	0	0	0	0	0	.000	0	0	1	0	.000	0	0	0-0	0	0	0	.000
4 CUTRIGHT, Conner	.000	1-0	1	0	0	0	0	0	0	0	.000	0	0	1	0	.000	0	0	0-0	0	0	0	.000
24 SMITH, Janie	.000	2-0	0	1	0	0	0	0	0	0	.000	0	0	0	0	.000	0	0	0-0	0	0	0	.000
21 LANE, Kylie	.000	2-0	0	0	0	0	0	0	0	0	.000	0	0	0	0	.000	0	0	0-0	0	0	0	.000
22 STORER, Amber	.000	1-0	0	0	0	0	0	0	0	0	.000	0	0	0	0	.000	0	0	0-0	1	0	1	.500
Totals	.271	2	48	5	13	2	0	0	4	15	.313	5	1	8	0	.345	1	2	1-3	42	11	3	.946
Opponents	.383	2	60	17	23	9	1	3	15	43	.717	9	2	8	0	.472	1	1	2-4	39	12	1	.981

LOB - Team (13), Opp (14). DP's turned - Team (1).

(SEMO vs. SIUE Sorted by Earned run avg)

Player	era	w-l	app	gs	cg	sho	sv	ip	h	r	er	bb	so	2b	3b	hr	b/avg	wp	hp	bks	sfa	sha
13 RIVAS, Corrina	6.00	1-1	2	2	1	0/0	0	9.1	18	9	8	4	5	6	1	2	.429	0	0	0	1	1

15 VOZENILEK, Bianca	12.00	0-0	1	0	0	0/0	0	4.2	5	8	8	5	3	3	0	1	.278	0	2	0	0	0
Totals	8.00	1-1	2	2	1	0/0	0	14.0	23	17	16	9	8	9	1	3	.383	0	2	0	1	1
Opponents	2.15	1-1	2	2	1	0/0	0	13.0	13	5	4	5	8	2	0	0	.271	1	1	0	1	2

SBA/ATT - Bina (2-4), Rivas (2-4).

YOUR REDHAWKS

SOUTHEAST MISSOURI VS. UT MARTIN SERIES STATISTICS



2019 Southeast Missouri Softball Overall Statistics for Southeast Missouri (as of May 01, 2019) (SEMO vs UT Martin Sorted by Batting avg)



Record: 2-0 Home: 0-0 Away: 2-0 OVC: 2-0

Player	avg	gp-gs	ab	r	h	2b	3b	hr	rbi	tb	slg%	bb	hp	so	gdp	ob%	sf	sh	sb-att	po	a	e	fld%
26 ELLIS, Ashley	.571	2-2	7	1	4	0	0	1	3	7	1.000	0	0	0	0	.571	0	0	0-0	15	1	0	1.000
7 ARELLANES, Mykaela	.500	2-2	8	3	4	1	0	1	2	8	1.000	0	0	1	0	.500	0	0	1-1	3	0	0	1.000
4 GALLO, Claudia	.333	2-2	6	1	2	0	0	1	2	5	.833	0	1	1	0	.429	0	0	0-0	2	0	0	1.000
12 BARNOUSKI, Addison	.286	2-2	7	0	2	0	0	0	0	2	.286	0	0	0	0	.286	0	0	0-0	3	5	0	1.000
2 ANDERSON, Rachel	.200	2-2	5	1	1	0	0	0	0	1	.200	1	0	0	0	.333	0	1	0-0	3	0	0	1.000
8 BANDY, Parker	.200	2-2	5	0	1	0	0	0	0	1	.200	0	1	2	0	.333	0	0	1-1	4	1	0	1.000
14 ANDERSON, Kaylee	.167	2-2	6	0	1	0	0	0	0	1	.167	0	0	1	0	.167	0	0	0-0	0	1	0	1.000
3 MESSEX, Sarah	.167	2-2	6	0	1	0	0	0	0	1	.167	0	0	3	0	.167	0	0	0-0	7	8	1	.938

24 DONALD, Rachael	.000	2-2	4	0	0	0	0	0	0	0	.000	0	0	0	0	.000	0	1	0-0	5	1	0	1.000
21 PENA, Chelsy	.000	1-0	1	0	0	0	0	0	0	0	.000	0	0	0	0	.000	0	0	0-0	0	0	0	.000
18 LONG, Mackenzie	.000	1-0	0	1	0	0	0	0	0	0	.000	0	0	0	0	.000	0	0	0-0	0	0	0	.000
9 ROOK, Rachel	.000	1-1	0	0	0	0	0	0	0	0	.000	0	0	0	0	.000	0	0	0-0	0	1	0	1.000
Totals	.291	2	55	7	16	1	0	3	7	26	.473	1	2	8	0	.328	0	2	2-2	42	19	1	.984
Opponents	.224	2	49	0	11	0	0	0	0	11	.224	1	1	5	1	.255	0	1	0-1	42	16	0	1.000

LOB - Team (11), Opp (10). DP's turned - Team (1).

(SEMO vs UT Martin Sorted by Earned run avg)

Player	era	w-l	app	gs	cg	sho	sv	ip	h	r	er	bb	so	2b	3b	hr	b/avg	wp	hp	bk	sfa	sha
15 THOGMARTIN, Haley	0.00	1-0	1	1	1	1/0	0	7.0	3	0	0	0	3	0	0	0	.136	0	0	0	0	0
14 ANDERSON, Kaylee	0.00	1-0	1	0	0	0/1	0	4.0	4	0	0	1	1	0	0	0	.286	0	0	0	0	1
9 ROOK, Rachel	0.00	0-0	1	1	0	0/1	0	3.0	4	0	0	0	1	0	0	0	.308	0	1	0	0	0
Totals	0.00	2-0	2	2	1	2/1	0	14.0	11	0	0	1	5	0	0	0	.224	0	1	0	0	1
Opponents	3.50	0-2	2	2	1	0/0	0	14.0	16	7	7	1	8	1	0	3	.291	0	2	0	0	2

SBA/ATT - K. ANDERSON (0-1), DONALD (0-1).

YOUR REDHAWKS

SOUTHEAST MISSOURI VS. UT MARTIN SERIES STATISTICS



2019 Southeast Missouri Softball Overall Statistics for UT Martin (as of May 01, 2019) (SEMO vs UT Martin Sorted by Batting avg)



Record: 0-2 Home: 0-2 Away: 0-0 OVC: 0-2

Player	avg	gp-gs	ab	r	h	2b	3b	hr	rbi	tb	slg%	bb	hp	so	gdp	ob%	sf	sh	sb-att	po	a	e	fld%
13 Haylee Short	.400	2-2	5	0	2	0	0	0	0	2	.400	0	0	1	0	.400	0	0	0-1	3	0	0	1.000
22 Chelsey Gore	.400	2-2	5	0	2	0	0	0	0	2	.400	0	0	0	0	.400	0	0	0-0	6	1	0	1.000
14 Paige Clark	.333	2-2	6	0	2	0	0	0	0	2	.333	0	0	0	0	.333	0	1	0-0	4	1	0	1.000
3 Alli Fulcher	.286	2-2	7	0	2	0	0	0	0	2	.286	0	0	1	0	.286	0	0	0-0	5	5	0	1.000
24 Gracyn McBride	.200	2-2	5	0	1	0	0	0	0	1	.200	0	1	0	0	.333	0	0	0-0	12	1	0	1.000
1 Aalia Bivens	.167	2-2	6	0	1	0	0	0	0	1	.167	0	0	2	0	.167	0	0	0-0	2	0	0	1.000
11 Kallie Pickens	.000	2-2	5	0	0	0	0	0	0	0	.000	0	0	0	0	.000	0	0	0-0	2	5	0	1.000

23 Chayse Skinner	.250	2-1	4	0	1	0	0	0	0	1	.250	0	0	0	0	.250	0	0	0-0	0	0	0	.000
6 Georgia Land	.000	2-2	4	0	0	0	0	0	0	0	.000	1	0	0	1	.200	0	0	0-0	8	0	0	1.000
4 Kenna Garst	.000	1-1	2	0	0	0	0	0	0	0	.000	0	0	1	0	.000	0	0	0-0	0	0	0	.000
21 Gabbi Campbell	.000	1-0	0	0	0	0	0	0	0	0	.000	0	0	0	0	.000	0	0	0-0	0	0	0	.000
31 Olivia Lowry	.000	1-0	0	0	0	0	0	0	0	0	.000	0	0	0	0	.000	0	0	0-0	0	0	0	.000
5 Madelyn Dycus	.000	2-0	0	0	0	0	0	0	0	0	.000	0	0	0	0	.000	0	0	0-0	0	0	0	.000
Totals	.224	2	49	0	11	0	0	0	0	11	.224	1	1	5	1	.255	0	1	0-1	42	16	0	1.000
Opponents	.291	2	55	7	16	1	0	3	7	26	.473	1	2	8	0	.328	0	2	2-2	42	19	1	.984

LOB - Team (10), Opp (11). DPs turned - Team (0), Opp (1).

(SEMO vs UT Martin Sorted by Earned run avg)

Player	era	w-l	app	gs	cg	sho	sv	ip	h	r	er	bb	so	2b	3b	hr	b/avg	wp	hp	bks	sfa	sha
15 Hannah Ridolfi	1.00	0-1	1	1	1	0/0	0	7.0	5	1	1	1	4	0	0	0	.208	0	1	0	0	2
32 Erin Gallagher	3.71	0-1	1	1	0	0/0	0	5.2	5	3	3	0	4	0	0	2	.238	0	1	0	0	0

27 Caitlin Karo	15.75	0-0	1	0	0	0/0	0	1.1	6	3	3	0	0	1	0	1	.600	0	0	0	0	0
Totals	3.50	0-2	2	2	1	0/0	0	14.0	16	7	7	1	8	1	0	3	.291	0	2	0	0	2
Opponents	0.00	2-0	2	2	1	2/1	0	14.0	11	0	0	1	5	0	0	0	.224	0	1	0	0	1

SBA/ATT - LAND, G. (2-2), GALLAGHER, E (2-2).