

YOUR REDHAWKS

2019 SOUTHEAST MISSOURI SOFTBALL

GAMES
50-53



TENNESSEE TECH (18-21, 8-8) / JACKSONVILLE STATE (30-12, 14-4)

Southeast Missouri (35-14, 12-4) at Tennessee Tech
Date..... Friday, April 26, 2019
First Pitch..... 4 p.m., CT (DH)
Location..... Cookeville, Tenn.
Facility..... Tech Softball Field
Series History..... TTU leads, 48-43
Live Stats..... TTUSports.com

Southeast Missouri (35-14, 12-4) at Jacksonville State
Date..... Sunday, April 28, 2019
First Pitch..... 1 p.m., CT (DH)
Location..... Jacksonville, Ala.
Facility..... University Field
Series History..... JSU leads, 39-4
Video/Live Stats..... ESPN+/JSUGamecockSports.com

Strategic Communications
 Jeff Honza
 Assistant Director of Athletics
Phone: (573) 651-2933
Email: redhawk1@me.com

This Weekend's Schedule

Apr. 26.....at Tennessee Tech, 4 p.m.
 at Tennessee Tech, 6 p.m.
 Apr. 28.....at Jacksonville State, 1 p.m.
 at Jacksonville State, 3 p.m.

GOSOUTHEAST.COM

#LETSSOAR

2019 SCHEDULE/RESULTS

February (9-6)

8	vs. South Dakota State !	W, 7-3
8	at Northern Iowa !	W, 5-1
9	at Northern Iowa !	W, 16-0 (5)
9	vs. Toledo !	W, 7-5
10	vs. Drake !	L, 1-6
15	vs. Wichita State @	L, 0-8 (5)
15	vs. Abilene Christian @	W, 10-2 (5)
16	at Louisiana Tech @	L, 3-11 (5)
16	vs. Fairleigh Dickinson @	W, 8-0 (6)
17	vs. Mississippi Valley State @	W, 7-0
21	at #12 Arkansas # SEC NETWORK*	L, 1-7
22	vs. Drake #	L, 2-6
22	at #12 Arkansas #	W, 6-1
23	vs. Drake #	L, 5-7
23	vs. IUPUI #	W, 5-3

March (16-2, 3-1 OVC)

1	vs. UL-Monroe \$	W, 8-0 (6)
1	at Central Arkansas \$	W, 11-7
2	vs. Coppin State \$	W, 11-5
2	vs. Missouri State \$	L, 4-7
5	Loyola-Chicago (DH)	Cancelled
8	vs. UMKC %	W, 8-2
8	at Kansas % ESPN+	W, 2-0
9	vs. UMKC %	W, 8-2
10	vs. Maine %	W, 6-2
10	at Kansas %	W, 2-1
14	Missouri State	W, 5-2
16	vs. Northern Illinois &	W, 14-4 (5)
16	vs. Omaha &	W, 9-4
17	vs. Detroit-Mercy &	W, 9-0 (6)
17	vs. Omaha &	W, 3-1
23	at Tennessee State*	W, 8-0; W, 11-1 (6)
24	at Belmont* ESPN+	W, 3-2; L, 0-7

April (10-6, 9-3 OVC)

1	Eastern Kentucky* (DH)	W, 4-1; W, 9-7
6	at SIU Edwardsville* (DH) ESPN+	W, 14-1; L, 3-4
10	at UT Martin* (DH)	W, 1-0; W, 6-0
12	Austin Peay* (DH) ESPN+	L, 2-5; W, 9-0 (5)
15	Murray State* (DH) ESPN+	L, 4-8; W, 9-1 (5)
16	Southern Illinois ESPN+	L, 3-9
17	Saint Louis ESPN+	W, 4-3
20	Eastern Illinois* (DH) ESPN+	W, 11-3 (5); W, 8-5
23	at Missouri (DH) SEC NETWORK*	L, 3-4; L, 1-4
26	at Tennessee Tech* (DH)	4 p.m.
28	at Jacksonville State* (DH) ESPN+	1 p.m.

May (0-0)

1	at Saint Louis	4 p.m.
4	Morehead State* (DH)	1 p.m.
8-11	OVC Tournament	Oxford, Ala.

! - UNI Dome Classic (Cedar Falls, Iowa); @ - Louisiana Tech Invitational (Ruston, La.); # - Razorback Invitational (Fayetteville, Ark.); UCA Classic (Conway, Ark.); % - Jayhawk Classic (Lawrence, Kan.); & - Billiken Spring Tournament (St. Louis, Mo.)
 • - Denotes Ohio Valley Conference Game
 Home Games in **Bold** All Times Central and Subject to Change

Redhawks Hit the Road for Big OVC Weekend

Southeast Missouri (35-14, 12-4) travels to Tennessee Tech (18-21, 8-8) and Ohio Valley Conference leader Jacksonville State (30-12, 14-4) for its final two road doubleheaders of the season. The Redhawks will face TTU at 4 p.m., CT, Friday and JSU at 1 p.m., CT, Sunday.

Follow the Redhawks

Live stats for Friday's doubleheader at Tennessee Tech will be available at TTUSports.com. Watch Sunday's doubleheader at Jacksonville State live on ESPN+. Live stats for those games will be available at JSUGamecockSports.com. Twitter updates provided @SEMOsoftball.

Series History

Tennessee Tech holds a 48-43 lead in its all-time series against Southeast Missouri. The Redhawks won four of the last six meetings between the teams and swept the Golden Eagles last season. Meanwhile, Jacksonville State is 39-4 all-time against SEMO. The Redhawks beat the Gamecocks, 7-2, to end a 13-game losing streak in the series a year ago. SEMO is 1-18 against the Gamecocks in Jacksonville with its only win coming on Mar. 26, 2011 (7-6).

Redhawks Second in OVC

The Redhawks (12-4) are in a second-place tie with Eastern Kentucky (12-4) in the Ohio Valley Conference standings. OVC leader Jacksonville State (14-4) concludes league play this weekend, while Southeast Missouri has six conference games remaining. SEMO

is scheduled to play Morehead State in a 1 p.m. home doubleheader in its regular-season finale on May 4. The change in the bracket for the 2019 OVC Softball Championship awards the top two seeds with a double bye. This year's OVC Softball Championship is May 8-11 in Oxford, Alabama.

RPI Rating

Southeast Missouri boasts a RPI of 59 (through games Apr. 21), its highest in five years under head coach Mark Redburn. Fellow Ohio Valley Conference members Jacksonville State (94) and Eastern Kentucky (97) also rank among the top 100 in RPI.

Records Are Falling

The 2019 Southeast Missouri softball team has broken five single-season records through 49 games. Here is that list:

<u>New Record</u>	<u>Previous Record</u>
296 Runs Scored	277 (1998)
59 Home Runs	57 (2007)
689 Total Bases	668 (2011)
75 Stolen Bases	70 (2018)
95 Stolen Base Att.	88 (2017)

Senior Class

Southeast Missouri's senior class consisting of Mykaela Arellanes, Parker Bandy, Mackenzie Long, Sarah Messex and Haley Thogmartin

THIS IS SEMO

Southeast Missouri or **SEMO** is the preferred reference for Southeast Missouri State University athletic teams. Southeastern Missouri State is not an acceptable reference.



YOUR REDHAWKS

2019 SOFTBALL NOTES / TENNESSEE TECH / JACKSONVILLE STATE

have won a total of 107 games during their Southeast Missouri careers (2016-19). This year's senior class won the most games since the 1996-1999 group (141).

Morehead State Doubleheader Rescheduled

Southeast Missouri will close out its 22-game Ohio Valley Conference slate when it hosts Morehead State in a 1 p.m., CT, doubleheader May 4. The Redhawks and Eagles were initially scheduled to play on Mar. 29, but those games were postponed due to inclement weather.

That Was Fast

The Redhawks became the quickest team in the Ohio Valley Conference to 30 wins when they beat UT Martin, 1-0, 6-0, on Apr. 10. Southeast Missouri, presently with 35 victories for the year, has its most wins in a season since 1998 (38). The Redhawks posted 30 or more wins in consecutive seasons for the first time since 1999 (31-17) and 2000 (31-24). SEMO has a total of seventeen 30-win seasons in its program history.

What's the Record?

Southeast Missouri's record for most wins in a season during its NCAA Division I era stands at 39 during the 1996 campaign. The record for most wins in a season in program history is 40 during the 1986 season.

35 or More Wins

Southeast Missouri is one of 20 teams in the nation with 35 or more wins this season (as of games through Apr. 23). The Redhawks rank 35th in the country with a .715 winning percentage at 35-14 overall. Here is the list of teams with 35 or more victories in NCAA Division I softball this year:

Oklahoma.....	41-2 (.953)
UCLA.....	40-2 (.952)
Alabama.....	46-4 (.920)
Louisiana.....	42-4 (.913)
Washington.....	39-7 (.848)
Arizona.....	38-7 (.844)
James Madison.....	38-7 (.844)
Northwestern.....	38-7 (.844)
Florida State.....	41-8 (.837)
Virginia Tech.....	40-8 (.833)
UC Davis.....	35-8 (.814)
Texas Tech.....	35-9 (.795)

LSU.....	37-11 (.771)
Florida.....	37-12 (.755)
Louisiana Tech.....	36-12 (.750)
Texas.....	36-12 (.750)
USC Upstate.....	38-13 (.745)
George Washington.....	35-14 (.714)
Southeast Missouri.....	35-14 (.714)
South Florida.....	35-15 (.700)

Arellanes Breaks Single-Season Runs Record

Mykaela Arellanes broke Southeast Missouri's all-time single-season record in runs scored in the Redhawks doubleheader sweep of Eastern Illinois (Apr. 20). Arellanes leads the Ohio Valley Conference in runs scored and ranks 31st in the nation in runs per game (1.02). Her 50 runs this season surpassed the school's previous record of 48 by Kim Palmer in 1998.

Anderson Among National Leaders

Center fielder Rachel Anderson ranks among the top 10 national leaders in batting average (9th, .458), hits (5th, 66), triples per game (4th, 0.16), total bases (10th, 123) and triples (3rd, 8). Anderson is also 14th in the country in on-base percentage (.543) and 17th in slugging percentage (.854).

Top of the OVC

The Redhawks lead the Ohio Valley Conference in batting average (.311), ERA (2.82), slugging percentage (.528), fielding percentage (.966), on-base percentage (.386), runs (296), hits (406), RBI (259), triples (19), home runs (59), total bases (689), hit by pitch (32), batters struck out looking (66), wins (35) and fielding double plays (21). Individually, Rachel Anderson leads the OVC in batting average (.458), slugging percentage (.854), on-base percentage (.543), hits (66), triples (8) and total bases (123); Mykaela Arellanes leads the conference in runs scored (50); Ashley Ellis is first in RBI (48) and fielding double plays (13); and Claudia Gallo leads the league in hit by pitch (15).

2019 OVC STANDINGS

School	Conference				Overall			
	W	L	I	Pct.	W	L	I	Pct.
Jacksonville State	14	4	0	.778	30	12	0	.714
Southeast Missouri	12	4	0	.750	35	14	0	.714
Eastern Kentucky	12	4	0	.750	26	15	0	.634
Murray State	11	5	0	.688	21	23	0	.477
Austin Peay	8	4	0	.667	23	18	0	.561
Belmont	8	8	0	.500	26	19	0	.578
UT Martin	8	8	0	.500	27	22	0	.551
Tennessee Tech	8	8	0	.500	18	21	0	.462
SIUE	5	7	0	.417	13	20	0	.394
Tennessee State	3	13	0	.188	10	24	0	.294
Eastern Illinois	3	15	0	.167	14	37	0	.275
Morehead State	0	12	0	.000	2	31	0	.061

THIS WEEK'S SCHEDULE

Tuesday, April 23

Eastern Illinois 7, IUPIU 1
North Alabama 5, Murray State 4
Memphis 5, UT Martin 4
UT Martin 2, Memphis 0
Lipscomb 1, Austin Peay 0
Alabama 6, Belmont 4

Missouri 4, Southeast Missouri 3
Missouri 4, Southeast Missouri 1

Wednesday, April 24

SIUE at Morehead State* (2), 11 a.m.
North Alabama at Murray State, 5 p.m.
Eastern Kentucky at Kentucky, 6 p.m.

Friday, April 26

Morehead State at Austin Peay* (2), 1 p.m.
UT Martin at Jacksonville State* (2), 1 p.m.
Tennessee State at SIUE* (2), 2 p.m.
Eastern Kentucky at Murray State* (2), 3 p.m.
Southeast Missouri at Tennessee Tech* (2), 4 p.m.

Saturday, April 27

Belmont at Eastern Illinois* (2), 1 p.m.

Sunday, April 28

Tennessee State at Eastern Illinois* (2), 12 p.m.
Morehead State at Murray State* (2), 12 p.m.
Belmont at SIUE*, 1 p.m.
Eastern Kentucky at Austin Peay* (2), 1 p.m.
UT Martin at Tennessee Tech* (2), 1 p.m.
Southeast Missouri at Jacksonville State* (2), 1 p.m.

YOUR REDHAWKS

2019 SOFTBALL NOTES / TENNESSEE TECH / JACKSONVILLE STATE

Something in Common

Southeast Missouri and Jacksonville State are the Ohio Valley Conference's top two home run hitting teams. The Redhawks (59) and Gamecocks (51) have hit a combined 110 home runs in 2019. SEMO and JSU have also been hit by a pitch 32 times apiece this season.

Conference Winning Percentage

At 12-4 in Ohio Valley Conference play, Southeast Missouri presently has a .750 winning percentage in league games. That is the Redhawks highest conference winning percentage since they finished the 2001 season at 16-5 (.761). The four OVC losses are SEMO's second-fewest in a season since the Redhawks joined the league in 1992.

Home Run Record

Southeast Missouri established a new single-season record in home runs this year. The Redhawks rank 24th in the nation in home runs per game (1.20) and have collected 59 through 49 contests. The school's previous single-season record was 57 in 2007. SEMO hit a home run in 29 games this season and went 17 of those contests with two or more. Ten different Redhawks have homered in 2019.

Ellis Eyes Single-Season RBI Record

First baseman Ashley Ellis needs only one RBI to break Southeast Missouri's all-time single-season record in runs batted in. Ellis leads the Ohio Valley Conference with 48 RBI and is currently tied for first with Kayla Fortner (2015) and Renee Kertz (2011) for SEMO's single-season mark. If Ellis accomplishes the feat, she will become the fourth Redhawk to break a single-season record in 2019 joining Rachel Anderson (123 total bases), Mykaela Arellanes (50 runs scored) and Claudia Gallo (15 hit by pitch).

Aiming for 20

Pitcher Haley Thogmartin enters the weekend with a 16-6 record inside the circle. Thogmartin is four wins away from reaching 20 this season. If that happens, Thogmartin will become the first pitcher to win 20 games in a season during Southeast Missouri's NCAA Division I era (since 1992). Debbie Schmelz (19-6, 1998), Elaine Fisher (19-20, 2008) and

Giana Zimmerman (19-9, 2009) have come the closest to hitting that mark since the Redhawks turned Division I. Fisher is the school's all-time single-season leader with 30 wins in 1991, while SEMO's last pitcher to win 20 games was Missy Sanges (20-7) in 1989.

Midweek Recap

The Redhawks were swept in a doubleheader for the first time this season when they fell, 4-3, 4-1, to Missouri Wednesday. Southeast Missouri is now 7-5 in midweek games.

200th Start

Sarah Messex made her 200th career start at shortstop against Missouri (Apr. 23). Messex has never missed a start in her four-year career. She is one of five players who started all 49 games this season. Messex (201 starts) became the fifth player in Southeast Missouri softball history to start over 200 games. The others are Renee Kertz (214, 2009-12), Carmen Fowler (209, 2008-11), Michelle Summers (208, 2005-08) and Megan McDonald (207, 2005-08).

Two With 10

For the first time since 2007, Southeast Missouri has two players with 10 or more home runs in a season. Ashley Ellis leads the team with 13 and Rachel Anderson follows with 10. Michelle Summers (14) and Stacia Dopudja (12) were the last to accomplish the feat in 2007.

Eight-Game Home Stand

Southeast Missouri recently completed an eight-game home stand with its doubleheader sweep of Eastern Illinois (Apr. 20). The Redhawks concluded their longest home stand of the season with a 5-3 record.

Power Five Wins

Mark Redburn collected two wins over Big 12 Conference member Kansas when the Redhawks won the Jayhawk Classic (Mar. 8-10). Redburn now has six wins over Power Five schools as the Redhawks head coach. Redburn recorded half of those victories this season alone as Southeast Missouri also knocked off then-#12 Arkansas (Feb. 22). He beat Arkansas again, Missouri

once and Georgia Tech once for his other Power Five wins.

Walk-Off Smash

Shortstop Sarah Messex hit a walk-off home run in the bottom of the fifth inning to give Southeast Missouri an 11-3 win over Eastern Illinois (Apr. 20). Messex delivered her walk-off smash on Senior Day. It was her sixth round-tripper of the season.

10 Shutout Victories

Southeast Missouri posted its 10th shutout victory of the season when it defeated Austin Peay, 9-0, in five innings on Apr. 12. The Redhawks have been involved in 12 shutouts this year and are 10-2 in those contests.

Anderson Goes Over 100 RBI

Rachel Anderson reached 100 career RBI with her two-run home run against Murray State (Apr. 15). Anderson, now with 104 RBI, has gone over the 100 career mark in four statistical categories. The others are runs (113), hits (185) and starts (152).

Thogmartin Clears 100 Strikeouts

Pitcher Haley Thogmartin went over 100 strikeouts when she recorded five against Saint Louis (Apr. 17). Thogmartin's 111 strikeouts currently rank fifth in the Ohio Valley Conference. It is the first time in her career that she has tallied more than 100 strikeouts in a season.

On the Road

Southeast Missouri owns a 12-6 record in true road games this season. The Redhawks have the best road record of any team in the Ohio Valley Conference. SEMO is one of just three OVC teams with winning records on the road joining Jacksonville State (9-5) and UT Martin (9-8).

Thogmartin Wins Third OVC Pitcher of the Week Honor

Southeast Missouri senior Haley Thogmartin won her second-straight and third overall Ohio Valley Conference Pitcher of the Week honor on Apr. 15. A native of St. Louis, Thogmartin tossed two complete game shutouts to run her record to 14-3 this season. She had three

YOUR REDHAWKS

2019 SOFTBALL NOTES / TENNESSEE TECH / JACKSONVILLE STATE

strikeouts in seven innings against UT Martin (Apr. 10). Thogmartin retired the Skyhawks in order in five innings. Two days later, she threw five shutout innings in a victory over Austin Peay. Thogmartin has gone five-straight appearances without allowing an earned run. Thogmartin enters the week ranked second in the OVC in earned run average (1.55) and wins (14). In conference play alone, she boasts a staggering 0.39 ERA which is also good for second. Thogmartin is undefeated at 5-0 with four complete games, two shutouts and a save through seven appearances and six starts against league foes. The last SEMO pitcher to win OVC Pitcher of the Week honors in back-to-back weeks was Gina Zimmerman (Apr. 27, May 4) in 2009.

Almost There

Haley Thogmartin is one win away from cracking Southeast Missouri's top 10 single-season wins leaders. Thogmartin is 16-6 in the circle this year. Her 16 victories are a career-high. She ranks second in the Ohio Valley Conference in earned run average (1.91), fourth in innings pitched (131.2), fifth in strikeouts (111), third in wins and third in games started (23).

Ellis Chases Single-Season Home Run Record

First baseman Ashley Ellis clobbered her 13th home run of the season against Eastern Illinois (Apr. 20). Ellis, who ranks tied for third on SEMO's all-time single-season list and fourth among the school's career leaders in home runs (22), is four homers away from breaking the Redhawks single-season record. Kayla Fortner holds that mark with 16 in 2015.

Redhawks Sweep OVC Honors

Southeast Missouri swept the Ohio Valley Conference weekly softball honors for the first time in nine years on Apr. 8. Junior Rachel Anderson was named OVC Player of the Week and senior Haley Thogmartin was voted OVC Pitcher of the Week unanimously. SEMO last swept the awards on Feb. 15, 2010 when Renee Kertz secured OVC Player of the Week and Whitney Dupuis took OVC Pitcher of the Week accolades. A native of Edwardsville, Illinois, Anderson had another huge week leading

SEMO to a 3-1 record. She hit .750 (9-for-12) with four runs scored, four doubles, two home runs and five RBI in four starts. Anderson also drew five walks and stole two bases. She boasted a 1.583 slugging percentage and .824 on-base percentage as well. Anderson went a perfect 5-for-5 with four runs, a double, two home runs, three walks, four RBI and two stolen bases in SEMO's doubleheader sweep of Eastern Kentucky (Apr. 1). She raised her batting average to .505 and is tied for second in the nation in that category. Thogmartin, who hails from St. Louis, was outstanding in the circle going 2-0 with a save and a pair of complete game victories. She did not allow an earned run in three appearances and two starts. Thogmartin began the week going 1-0 with a save in the Redhawks doubleheader sweep of Eastern Kentucky (Apr. 1). She recorded a career-high 10 strikeouts to get the win in game one. Thogmartin then got the final out when ECU had the go-ahead run at the plate to nail down her second save of the season. Five days later, Thogmartin tossed another complete game victory with six strikeouts against SIU Edwardsville (Apr. 6). She is 12-3 with a 1.74 ERA this year. Both Anderson and Thogmartin won their respective awards for the second time in 2019.

50 Conference Wins

Mark Redburn picked up his 50th career Ohio Valley Conference win when Southeast Missouri beat Eastern Kentucky on Apr. 1. SEMO also has 15 doubleheader sweeps in OVC play with Redburn at the helm.

Hurts So Good

Claudia Gallo has been hit by pitch an Ohio Valley Conference and Southeast Missouri single-season high 15 times this season. SEMO hitters have been plunked on 32 occasions through 49 games, most in the conference in 2019. She surpassed Brooke Nett (14, 2001) for the school's new single-season mark. Gallo has been hit by a pitch 25 times in her career. Nett is SEMO's career leader in hit by pitch (35, 2000-03).

Getting Ahead Early

Southeast Missouri has scored in the first inning in 25 games this season and is 19-6 in those contests. The Redhawks have scored first 30 times this year and are 27-3 in such games. SEMO scored a total of 58 runs in the first inning, most in any inning this year.

50 Hits

Rachel Anderson became the first Ohio Valley Conference player to reach 50 hits this season with her strong performance against Eastern Kentucky (Apr. 1). Anderson officially collected her 50th hit on a double in the sixth inning in game one of the doubleheader. She has 66 hits for an average of 1.3 per contest. Anderson has a total of 185 hits in her career. Two other Redhawks, including Mykaela Arellanes (57) and Ashley Ellis (51) have also gone over 50 hits in 2019.

Thogmartin Sets New Career-High

Pitcher Haley Thogmartin recorded a career-high 10 strikeouts in a complete game victory over Eastern Kentucky (Apr. 1). Thogmartin became the first Southeast Missouri pitcher to strike out 10 or more in a game since Keaira Schilling fanned 11 vs. Grambling State on Feb. 16, 2014. She leads the Redhawks with 111 strikeouts this season and 248 in her career. Thogmartin ranks eighth all-time in career strikeouts at SEMO.

Career Snapshot

Rachel Anderson ranks among Southeast Missouri's top 10 career leaders in a number of different categories. Anderson currently rates first in triples (22), batting average (.414) and slugging percentage (.705); third in total bases (315) and stolen bases (48); fifth in walks (71); tied for fourth in runs scored (113); tied for fifth in home runs (18); and fifth in hits (185). She also has 55 multiple-hit games and 27 multiple-RBI performances in three years as a Redhawk.

Strong to the Finish

The Redhawks have also been strong late in games to this point in the season. Southeast Missouri is a perfect 23-0 when leading after six innings. The Redhawks have outscored

YOUR REDHAWKS

2019 SOFTBALL NOTES / TENNESSEE TECH / JACKSONVILLE STATE

their opponents, 53-31, between the sixth (27-17) and seventh (26-14) innings.

Awesome Defense

Defensively, Southeast Missouri has gone 22 games without committing an error this season. Overall, SEMO is 31-6 in games where it has one or no errors. The Redhawks are tied for first in the Ohio Valley Conference with a .966 fielding percentage.

Top-30 in the Nation

Southeast Missouri ranks among the top 30 NCAA Division I teams in five different categories. Entering this weekend, the Redhawks are sixth in triples per game (0.39), 19th in slugging percentage (.528), 24th in home runs per game (1.2), 26th in scoring (6.0 rpg) and 27th in batting average (.311).

Individual Attention

Eight Redhawks currently rank in the national NCAA Division I softball statistics this week. Here is a list of those who rate among the top 30 individuals:

Rachel Anderson..... 3rd in Triples (8)
4th in Triples Per Game (0.16)
5th in Hits (66)
9th in BAVg (.458)
10th in Total Bases (123)
14th in OB% (.543)
17th in SLG% (.854)
Claudia Gallo..... 19th in HBP Per Game (0.33)
Ashley Ellis..... 25th in RBI (48)

Productive March

Southeast Missouri closed out March with a 16-2 record. The Redhawks had a season-long 13-game winning streak and hit .329 with 26 doubles, seven triples, 19 home runs, 100 RBI and 37 stolen bases through 18 games in March. SEMO also outscored its opponents, 122-47 (+75), during that stretch. The Redhawks won four more games in March than they did a year ago (12-7).

Anderson Named OVC Player of the Week

Junior center fielder Rachel Anderson was a unanimous selection for Ohio Valley Conference Player of the Week on Mar. 18. Anderson earned the second OVC Player of

the Week award of her career and SEMO's first since teammate Addison Barnouski took the honor on Mar. 26, 2018. Anderson hit .600 with multiple hits in four of five games to lead SEMO to a 5-0 record last week. She went 9-for-15 with eight runs scored, three triples, two home runs and nine RBI. Anderson broke the school's all-time career triples record when she began the week by going 2-for-4 in the Redhawks home-opening victory over Missouri State (Mar. 14). A native of Edwardsville, Illinois, Anderson tripled in three of five games and homered in back-to-back contests (vs. Northern Illinois, vs. Omaha) as SEMO won the Saint Louis Billiken Spring Tournament. She also boasted a 1.400 slugging percentage and .684 on-base percentage for the week. Defensively, Anderson did not commit an error and made an outstanding diving catch in center field to end the Redhawks win over Missouri State. She raised her batting average by 25 points, from .453 to .478, during that five-game stretch.

Anderson Breaks Career Triples Record

With her one-out RBI-triple in the first inning against Missouri State (Mar. 14), Rachel Anderson broke Southeast Missouri's all-time career triples record. Anderson currently has 22 triples in her career, including an Ohio Valley Conference and team-high eight this season. That is a +4 advantage over any OVC player in that category. Anderson surpassed Kathy Rediger (18, 1981-84), who held the previous record for 35 years.

Tough Trio

Pitchers Haley Thogmartin, Alexis Estes and Rachel Rook are all over 100 strikeouts in their respective Southeast Missouri careers. Thogmartin recorded 248, Estes has 115 and Rook has 124. That trio has also combined for 67 wins, including 31 this season alone.

Redhawks Win Second Tournament

The Redhawks went 4-0 to win the Saint Louis Billiken Spring Tournament (Mar. 16-17), their second tournament title of the season. Southeast Missouri also won the Jayhawk Classic (Mar. 8-10) with a perfect 5-0 mark. In the last 10 games, which include these two

tournaments, SEMO hit .326 with 66 runs scored, 87 hits, 12 doubles, four triples, 13 home runs and 54 RBI. The Redhawks also walked 35 times, were hit by pitch on 13 occasions and stole 14 bases. SEMO boasted a .547 slugging percentage and .425 on-base percentage in that span as well.

Jayhawk Classic Champions

Southeast Missouri won the Jayhawk Classic with a perfect 5-0 record in Lawrence, Kansas on Mar. 8-10. The Redhawks beat Big 12 Conference member and tournament host Kansas twice on their home field. SEMO's 2-0 win over the Jayhawks on Mar. 8 marked the third time Kansas was shutout this year. The Redhawks outscored their opponents, 26-7, and had 10 stolen bases in five games at the Jayhawk Classic.

Big Wins for Rook

Three of Rachel Rook's eight wins this season have been against Power Five schools -- 2 vs. Kansas; 1 vs. then-#12 Arkansas. Rook also pitched the first complete game shutout of her career in a 2-0 victory over Kansas on Mar. 8. She is 8-3 with two saves and 70 strikeouts in 63.2 innings through 27 appearances and nine starts.

Bombs Away

Ashley Ellis (22), Rachel Anderson (18), Addison Barnouski (17), Sarah Messex (17), Mykaela Arellanes (12) and Claudia Gallo (11) are Southeast Missouri's active players with over 10 career home runs. That group has accounted for 52 of Southeast Missouri's 59 round-trippers this season.

Over .300

The Redhawks are one of two Ohio Valley Conference teams with a batting average above .300 this season. Southeast Missouri is hitting a league-high .311, eight points ahead of Eastern Kentucky (.303). Five of SEMO's starters are hitting .354 or better, including Rachel Anderson (.458), Mykaela Arellanes (.377), Ashley Ellis (.359), Addison Barnouski (.356) and Claudia Gallo (.354).

YOUR REDHAWKS

2019 SOFTBALL NOTES / TENNESSEE TECH / JACKSONVILLE STATE

Rook Hits Career-High

Rachel Rook posted a career-high nine strikeouts in a victory over UL Monroe (Mar. 1). Rook, who improved to 2-1 this season, struck out five of the first seven hitters she faced and struck out the side in the second inning. She also retired nine-straight Warhawks between the second and fourth innings.

Redburn Picks Up 100th Win at SEMO

Fifth-year head coach Mark Redburn picked up his 100th win at Southeast Missouri when the Redhawks ended the Razorback Invitational with a 5-3 win over IUPUI (Feb. 23). Redburn is now 121-116 at the SEMO helm. He led the Redhawks to 33 wins in 2018, their most in a season in 20 years. Additionally, Redburn has accumulated 292 wins in 15 years as a head coach. A total of 216 of those victories have come with him coaching in the NCAA Division I ranks.

Extra Base Hits

Southeast Missouri has had multiple extra base hits in 39 of 49 games this season. The Redhawks presently have a total of 146 extra base hits, including 68 doubles, 19 triples and 59 home runs. SEMO's 146 extra base hits are most in the Ohio Valley Conference. Rachel Anderson (29) and Ashley Ellis (19) have combined for 48 extra base hits this season.

Stealing the Show

Rachel Anderson leads the Redhawks with 21-of-27 stolen bases and Mykaela Arellanes is 13-of-14 on the basepaths this season. As a team, Southeast Missouri is 75-of-95 in stolen bases. The Redhawks 75 stolen bases are a new single-season school record. That surpassed the previous record of 70 done by last year's team (70-of-87).

Top 10 Base Stealers

Rachel Anderson and Mykaela Arellanes are among Southeast Missouri's top 10 career leaders in stolen bases. Anderson ranks third with 48-of-66 stolen bases and Arellanes is tied for fifth with 38-of-43. Lisa Thornton (82-of-91, 1987-91) currently holds the record.

On the Run

The Redhawks have averaged over 60 stolen bases per season (61.6) under head coach Mark Redburn for a total of 308 over five years. Redburn's 2018 (1st, 70), 2017 (3rd, 65) and 2016 (5th, 58) clubs are among SEMO's top five single-season stolen base leaders in program history.

Scoring Jump

Southeast Missouri scored an Ohio Valley Conference high 296 runs (6.0 per game) this season. The Redhawks scored 38 more runs than they did in 53 total games (258) a year ago. The 296 runs are a SEMO single-season record.

Redhawks Take Down #12 Arkansas

Southeast Missouri beat a ranked opponent for the first time in its NCAA Division I era (since 1992) when it knocked off #12 Arkansas on Feb. 22 in Fayetteville. SEMO was 0-17 all-time against ranked opponents and head coach Mark Redburn never had a win over a ranked opponent until that victory. The Redhawks registered 10 hits and knocked out Second-Team All-SEC pitcher Mary Haff after 4.1 innings. Down, 1-0, after four innings, Sarah Messex hit her first home run of the season to give SEMO a 2-1 edge in the top of the fifth. The Redhawks scored four more runs courtesy of a two-RBI double by Mykaela Arellanes and two-run home run by Rachel Anderson to bury the Razorbacks for good in the top of the seventh. Arkansas, one of five NCAA Tournament teams from last season on the Redhawks 2019 schedule, made it to the Super Regionals before being eliminated by #4 Oklahoma during the 2018 campaign.

Starting Streaks

Two Redhawks have never missed a start in their careers. Senior shortstop Sarah Messex has started 201 consecutive games and junior center fielder Rachel Anderson has made 152 straight starts.

More with 100 Starts

In addition to Sarah Messex and Rachel Anderson, junior first baseman Ashley Ellis, senior second baseman Parker Bandy, senior right fielder Mykaela Arellanes and junior third baseman Addison Barnouski have started over 100 games at Southeast Missouri. Ellis logged a total of 149 starts, Bandy started 143 contests, Arellanes has started 141 and Barnouski started 122 games.

10 or More Hits

The Redhawks registered 10 or more hits in 20 games this season with a season-high 14 vs. Abilene Christian (Feb. 15), at Central Arkansas (Mar. 1) and at Tennessee State (Mar. 23). Southeast Missouri out-hit its opponent in 33 games and is 32-1 in those contests. SEMO's 406 hits lead the Ohio Valley Conference.

Triple Threat

Center fielder Rachel Anderson, right fielder Mykaela Arellanes and first baseman Ashley Ellis have provided Southeast Missouri with a nice one-two-three punch in the top half of its lineup. Anderson leads the team with a .458 batting average, while Arellanes is hitting .377 and Ellis is hitting .358. The trio has combined for 174 hits, 116 runs, 23 doubles, 11 triples, 30 home runs and 118 RBI this season.

Thogmartin Earns OVC Pitcher of the Week

Senior Haley Thogmartin was named Ohio Valley Conference Co-Pitcher of the Week on Feb. 18. Thogmartin put together a 2-0 record with a 1.38 ERA in three appearances and two starts at the Louisiana Tech Invitational (Feb. 15-17). She combined on two shutouts and recorded 20 strikeouts to just three walks in 13 innings. Thogmartin struck out seven and allowed only one hit in three innings vs. Fairleigh Dickinson (Feb. 16) and beat Mississippi Valley State (Feb. 17) after striking out six, walking one and scattering three hits in five innings. She is SEMO's first OVC Pitcher of the Week honoree in nine years. Whitney Dupuis was the last to win the award on Feb. 15, 2010.

YOUR REDHAWKS

2019 SOFTBALL NOTES / TENNESSEE TECH / JACKSONVILLE STATE

All-Tournament Accolades

Center fielder Rachel Anderson, first baseman Ashley Ellis and pitcher Haley Thogmartin were among 15 players named to the Louisiana Tech Invitational All-Tournament Team. Anderson hit .467 with three runs scored, seven hits, two doubles, a triple, one home run and five RBI for the tournament. Ellis followed with a .417 batting averaged, scored two runs, collected five hits, had a double, hit two home runs and finished with eight RBI. Thogmartin was 2-0 with a 1.38 ERA and 20 strikeouts in 13 innings of work.

Experienced Infield

First baseman Ashley Ellis (149), second baseman Parker Bandy (143), shortstop Sarah Messex (201) and third baseman Addison Barnouski (122) have combined for 615 career starts on Southeast Missouri's infield. Ellis (.359) and Barnouski (.356) rank second and third on the team in batting average, respectively.

Tournament Play

Southeast Missouri went 21-7 in tournament play this season. The Redhawks played in six tournaments and claimed two tournament titles.

Every Start

A total of five players have started all 49 games for the Redhawks this season. Rachel Anderson (CF), Ashley Ellis (1B), Addison Barnouski (3B), Mykaela Arellanes (RF) and Sarah Messex (SS) form that group.

Roster Breakdown

Southeast Missouri's 2019 roster consists of 22 players, including five seniors, eight juniors, four sophomores and five freshmen. Sarah Messex, Mykaela Arellanes, Parker Bandy, Haley Thogmartin and Mackenzie Long are the seniors. The Redhawks also bring back eight position starters and two starting pitchers from a year ago.

Redhawks Fifth in OVC Preseason Poll

The Redhawks were picked fifth in the 2019 Ohio Valley Conference Preseason Poll as voted on by the league's head coaches and sports information directors. Southeast Missouri accumulated 160 points in the voting. Eastern Kentucky is this year's preseason-favorite after securing 10 first-place votes and 230 points. Jacksonville State (226 pts.), Austin Peay (204 pts.) and SIU Edwardsville (167 pts.) were also picked ahead of SEMO. Eastern Illinois (143 pts.), UT Martin (121 pts.), Belmont (99 pts.), Murray State (85 pts.), Morehead State (63 pts.), Tennessee Tech (61 pts.) and Tennessee State (23 pts.) completed the poll. The Redhawks finished fourth in the OVC with a 15-7 record last season.

2019 OVC Softball Tournament

The 2019 Ohio Valley Conference Softball Championship will be held May 8-11 at Choccolocco Park in Oxford, Alabama. It marks the 26th time the Championship has been held and the fourth-straight year it has been held at the neutral site in Oxford instead of at the site of the No. 1 seed. This year's tournament shifts to a new format, with the first two games being single elimination and the winners of those games advancing to the double elimination portion of the bracket. Last year, Jacksonville State topped No. 1 seed Eastern Kentucky in the title game to win its third-straight and seventh overall OVC Championship Crown.

Schedule Capsule

Southeast Missouri is scheduled to play 56 games this 2019 season with 14 contests in Cape Girardeau. SEMO will play away from home for its first 19 games. The Redhawks open their 22-game Ohio Valley Conference schedule on the road with doubleheaders at Tennessee State (Mar. 23) and Belmont (Mar. 24). In all, five NCAA Tournament teams from last season are on SEMO's 2019 schedule. Drake, Arkansas, Wichita State, Missouri and fellow OVC member Jacksonville State are those opponents.

YOUR REDHAWKS

2019 ROSTER

NUMERICAL

No.	Name	Pos.	Ht.	B/T	Cl.	Hometown (High School/College)
1	Payton Pierce	INF	5-6	R/R	Fr.	Metropolis, Ill. (Massac County)
2	Rachel Anderson	OF	5-3	L/R	Jr.	Edwardsville, Ill. (Edwardsville)
3	Sarah Messex	INF	5-4	R/R	Sr.	Sullivan, Mo. (Sullivan)
4	Claudia Gallo	OF	5-6	R/R	Jr.	Arnold, Mo. (Fox)
5	Alexis Estes	P	5-9	R/R	Jr.	Lane, Ill. (Clinton/Lincoln Land CC)
6	Marisa Davis	P	5-4	L/L	Fr.	Kansas City, Mo. (Lee's Summit North)
7	Mykaela Arellanes	OF	5-6	L/L	Sr.	Foristell, Mo. (Holt/Northern Illinois)
8	Parker Bandy	INF	5-7	L/R	Sr.	Springfield, Ill. (Glenwood/Illinois State)
9	Rachel Rook	P	5-11	R/R	So.	Republic, Mo. (Republic)
10	Ashley Emert	C/INF	5-10	R/R	So.	East Peoria, Ill. (East Peoria/Illinois State)
11	Danina Marton	INF	5-10	R/R	So.	Northridge, Calif. (Grover Cleveland)
12	Addison Barnouski	INF	5-9	R/R	Jr.	O'Fallon, Ill. (O'Fallon Township)
14	Kaylee Anderson	INF/P	5-7	R/R	So.	Warrenton, Mo. (Warrenton)
15	Haley Thogmartin	P	5-8	R/R	Sr.	St. Louis, Mo. (Kirkwood)
17	Brooke Rheinecker	OF	5-2	L/R	Jr.	St. Louis, Mo. (Lindbergh)
18	Mackenzie Long	INF	5-2	L/R	Sr.	Lee's Summit, Mo. (Lee's Summit West)
20	Leaha Wininger	INF	5-7	R/R	Fr.	Johnston City, Ill. (Johnston City)
21	Chelsy Pena	C	5-6	R/R	Fr.	Columbia, Ill. (Columbia)
22	Madison Harris	INF	5-6	R/R	Jr.	Imperial, Mo. (Windsor)
24	Rachael Donald	C	5-8	R/R	Jr.	Dupo, Ill. (Dupo)
26	Ashley Ellis	INF	5-8	R/R	Jr.	Arnold, Mo. (Fox)
27	Anna Griffin	INF	6-1	R/R	Fr.	Bentonville, Ark. (Bentonville West)

ALPHABETICAL

No.	Name	Pos.	Ht.	B/T	Cl.	Hometown (High School/College)
14	Kaylee Anderson	INF/P	5-7	R/R	So.	Warrenton, Mo. (Warrenton)
2	Rachel Anderson	OF	5-3	L/R	Jr.	Edwardsville, Ill. (Edwardsville)
7	Mykaela Arellanes	OF	5-6	L/L	Sr.	Foristell, Mo. (Holt/Northern Illinois)
8	Parker Bandy	INF	5-7	L/R	Sr.	Springfield, Ill. (Glenwood/Illinois State)
12	Addison Barnouski	INF	5-9	R/R	Jr.	O'Fallon, Ill. (O'Fallon Township)
6	Marisa Davis	P	5-4	L/L	Fr.	Kansas City, Mo. (Lee's Summit North)
24	Rachael Donald	C	5-8	R/R	Jr.	Dupo, Ill. (Dupo)
26	Ashley Ellis	INF	5-8	R/R	Jr.	Arnold, Mo. (Fox)
10	Ashley Emert	C/INF	5-10	R/R	So.	East Peoria, Ill. (East Peoria/Illinois State)
5	Alexis Estes	P	5-9	R/R	Jr.	Lane, Ill. (Clinton/Lincoln Land CC)
4	Claudia Gallo	OF	5-6	R/R	Jr.	Arnold, Mo. (Fox)
27	Anna Griffin	INF	6-1	R/R	Fr.	Bentonville, Ark. (Bentonville West)
22	Madison Harris	INF	5-6	R/R	Jr.	Imperial, Mo. (Windsor)
18	Mackenzie Long	INF	5-2	L/R	Sr.	Lee's Summit, Mo. (Lee's Summit West)
11	Danina Marton	INF	5-10	R/R	So.	Northridge, Calif. (Grover Cleveland)
3	Sarah Messex	INF	5-4	R/R	Sr.	Sullivan, Mo. (Sullivan)
21	Chelsy Pena	C	5-6	R/R	Fr.	Columbia, Ill. (Columbia)
1	Payton Pierce	INF	5-6	R/R	Fr.	Metropolis, Ill. (Massac County)
17	Brooke Rheinecker	OF	5-2	L/R	Jr.	St. Louis, Mo. (Lindbergh)
9	Rachel Rook	P	5-11	R/R	So.	Republic, Mo. (Republic)
15	Haley Thogmartin	P	5-8	R/R	Sr.	St. Louis, Mo. (Kirkwood)
20	Leaha Wininger	INF	5-7	R/R	Fr.	Johnston City, Ill. (Johnston City)

Head Coach: Mark Redburn (Fifth Year/Missouri-St. Louis, 1993)

Assistant Coaches: Kristen Jones (Fourth Year/Augusta State, 2012);

Bill Graham (First Year/Penn State Behrend College, 1994)

ROSTER BREAKDOWN

Total Squad Members.....	22
Seniors	5
Juniors	8
Sophomores.....	4
Freshmen.....	5

PRONUNCIATION GUIDE

Mykaela Arellanes	air-EE-ah-ness
Addison Barnouski	bar-NOW-ski
Brooke Rheinecker	RYE-neck-er

GEOGRAPHICAL BREAKDOWN

Arkansas.....	1
Anna Griffin	
California.....	1
Danina Marton	
Illinois.....	9
Rachel Anderson, Parker Bandy, Addison Barnouski, Rachael Donald, Ashley Emert, Alexis Estes, Chelsy Pena, Payton Pierce, Leaha Wininger	
Missouri	11
Kaylee Anderson, Mykaela Arellanes, Marisa Davis, Ashley Ellis, Claudia Gallo, Madison Harris, Mackenzie Long, Sarah Messex, Brooke Rheinecker, Rachel Rook, Haley Thogmartin	

HONORS/AWARDS

OVC Player of the Week

Rachel Anderson, CF, Mar. 18
Rachel Anderson, CF, Apr. 8

OVC Pitcher of the Week

Haley Thogmartin, Feb. 18
Haley Thogmartin, Apr. 8
Haley Thogmartin, Apr. 15

YOUR REDHAWKS

HEAD COACH MARK REDBURN



► Head Coach
► Fifth Year
► Missouri-St. Louis, 1993



MARK REDBURN

THE 2019 SEASON MARKS THE FIFTH YEAR FOR SOUTHEAST MISSOURI HEAD COACH MARK REDBURN.

Mark Redburn has the Southeast Missouri softball program moving in the right direction entering his fifth year at the helm.

Redburn coaches the 43rd team in Southeast softball history in 2019.

Last season, the Redhawks took a giant step forward. SEMO went 33-20 overall and finished fourth in the Ohio Valley Conference with a 15-7 mark. The Redhawks claimed their 16th 30-win season in program history and locked down their first winning campaign in seven years. The 33 wins were SEMO's most since it won 38 games in 1998.

The Redhawks heated up to win 11 of their final 14 regular-season games and advanced to the eight-team OVC Tournament with their highest seed (#4) since 2009 (#2). SEMO made its 17th all-time trip to the league's

postseason tournament and second in four seasons with Redburn at the helm.

SEMO's 2018 club finished with a 74 RPI among the nation's 296 NCAA Division I softball teams, quite a jump from its 173 ranking in 2017. The Redhawks broke four of the school's single-season records and collected eight doubleheader sweeps along the way.

The Redhawks established new SEMO single-season records in walks (166), stolen bases (70), saves (7) and strikeouts looking (85). SEMO was also either second or third among the program's top teams in stolen base attempts (2nd, 87), batters struck out (2nd, 260), fielding percentage (2nd, .970), fewest errors (2nd, 43) and on-base percentage (3rd, .359).

Defensively, SEMO improved tremendously. After ranking eighth in the OVC in fielding percentage a year ago, the Redhawks were the league's second-best fielding team in 2018. SEMO had 43 errors and committed 16 less than it did in 2017. The Redhawks went error free in 25 games equating to 47 percent of their entire season.

The year before that SEMO finished the 2017 campaign among the school's top single-season leaders in slugging percentage (6th, .427), on-base

percentage (5th, .356), triples (4th, 21), home runs (9th, 31), total bases (9th, 567), stolen bases (2nd, 65), stolen base attempts (1st, 88), opponent batting average (7th, .282), strikeouts/7 innings (7th, 4.17), strikeouts (10th, 194), strikeouts looking (3rd, 61) fewest doubles allowed (8th, 49), fielding percentage (8th, .960), fewest errors (7th, 59) and fewest stolen bases against (3rd, 38).

Redburn picked up his 200th career victory when SEMO beat Austin Peay, 7-4, on Apr. 30, 2016. His 2016 club ranked among the school's top-10 teams in doubles (6th, 69), stolen bases (3rd, 58), walks (8th, 138), home runs (6th, 35) and slugging percentage (6th, .412).

In his first season, Redburn led the Redhawks to an overall record of 19-27 and 12-12 in OVC play during the 2015 campaign. His 19 victories came after SEMO won no more than 15 games in each of the previous two seasons. Redburn's first club at Southeast also had 12 OVC wins, a +9 increase from the 2014 campaign. In addition, the Redhawks made the OVC Tournament, snapping a streak of three years where they missed the event.

Not only did Redburn earn his 100th career NCAA Division I win in his inaugural season with the Redhawks, but he coached three All-OVC selections and one NFCA All-Region honoree.

Statistically, SEMO finished among the top-five OVC teams in batting average (3rd), slugging percentage (5th), on-base percentage (5th) and hits (5th). The 2015 Redhawks also broke two single-season records with Kayla Fortner establishing new marks in home runs and

walks. SEMO tied the OVC single-game mark and set a single-game school record with six home runs, as well.

Academically, the Redhawks accumulated a 3.35 grade point average during the 2014-15 academic year as a total of nine players earned NFCA All-America Scholar-Athlete status for achieving a 3.5 or higher GPA.

Redburn coached a total of four first-team All-OVC selections, three second-team All-OVC picks, one OVC Freshman of the Year, three NFCA All-Region honorees and three OVC All-Newcomer selections in his first four years as SEMO's head coach.

The fourth head coach in Redhawk softball history, Redburn won 90 games in five years as head coach at the University of Evansville before accepting the job at Southeast on June 26, 2014.

In 2014, Redburn coached a UE team with five starters that were underclassmen, including four freshmen and one sophomore. The Purple Aces achieved their highest batting average since 2007. Additionally, UE had a freshman lead the team in stolen bases and home runs.

Despite a season that allowed 53 games, the 2013 team had its best season in Redburn's five years at UE. Entering the Missouri Valley Conference Tournament as the No. 7 seed, the Purple Aces beat the No. 6, No. 3 and No. 2 seeds to make their first MVC Championship appearance since 2003. UE finished second with three players garnering All-Tournament team honors.

The 2013 campaign resulted in the most overall wins in a

YOUR REDHAWKS

HEAD COACH MARK REDBURN

season since 2008 and the best regular-season and conference tournament finish since Redburn's arrival. UE continued its aggressive baserunning with 89 stolen bases, ranking second in the MVC. The pitching staff also rated fourth in the conference.

Redburn's 2012 club saw improvement as well, winning more games than it had the previous season. The Purple Aces stole 79 bases and had two all-conference and one National Fastpitch Coaches Association All-Region selection that year. In 2011, Redburn exposed a young and inexperienced team to some of the top programs in the nation as UE played one of its most difficult schedules. Tennessee, Georgia Tech, Missouri, Ohio State, Texas Tech, South Alabama and Chattanooga were among the stiff competition.

Redburn quickly started to transform the UE program during his first year in 2010. The Purple Aces secured a berth in the MVC Tournament after winning 10 conference games. UE led the MVC with 31 doubles and hit 36 home runs, while producing two all-conference picks.

Academically, Redburn's teams consistently enjoyed success. In fact, each of his last four UE teams accumulated a 3.1 or higher grade point average. He had several student-athletes obtain over a 3.5 GPA and earn academic recognition along the way.

Prior to UE, Redburn spent three years as an assistant coach at the University of Missouri working primarily with the pitchers and catchers, and serving as recruiting coordinator.

He was part of a coaching staff that compiled an overall record of 137-53. The Tigers registered a school record for victories (50), won the Big 12 Conference Tournament, won their Regional and defeated host UCLA in the Super Regional to advance to the College World Series in 2009. Overall, Redburn coached four all-conference pitchers, including USA National Team Pitcher Chelsea Thomas at Missouri.

Redburn began his collegiate coaching career as head coach at St. Charles (Mo.) Community College from 2001-04. He led the 2003 team to its first Region 16 championship and a seventh-place finish at the National Junior College Athletic Association Division I National Tournament. His 2004 squad set a school record with 33 victories.

Following his stay at St. Charles CC, Redburn spent two seasons as head coach of the new softball program at Jefferson College. In the program's first year of competition, 2006, he led Jefferson to a 49-16 record, Region 16 championship and ninth-place finish at the NJCAA Division I National Tournament. Redburn was honored as the Midwest Community College Athletic Conference Coach of the Year following that season. A native of St. Charles, Missouri, Redburn graduated from the University of Missouri-St. Louis in 1993 and received his master's degree in Athletics/Activities Administration from William Woods University.

He and his wife, Tracy, have two sons, Joe and Jack.

THE MARK REDBURN FILE

Hometown

St. Charles, Mo.

Family

Spouse: Tracy
Sons: Joe, Jack

Education

- Missouri-St. Louis, Bachelor of Science in Special Education
- William Woods, Master of Education in Athletics/Activities Administration

REDBURN'S YEAR-BY-YEAR RECORDS

Year	School	Assignment	Record	Conf. Finish	Postseason
2002	St. Charles CC	Head Coach	8-18	-	-
2003	St. Charles CC	Head Coach	9-8	-	-
2004	St. Charles CC	Head Coach	10-10		
2005	Jefferson College	Head Coach	-	Program Preparation Year	-
2006	Jefferson College	Head Coach	49-16	1st Region 16	-
2007	Missouri	Assistant Coach	40-23, 13-4	3rd Big 12	-
2008	Missouri	Assistant Coach	47-17, 11-6	3rd Big 12	-
2009	Missouri	Assistant Coach	50-12, 12-6	2nd Big 12	1st Big 12 Tourn., NCAA Midwest Regional Champions, NCAA Super Regional Champions, 8th in College World Series
2010	Evansville	Head Coach	18-34, 10-16	t7th MVC	-
2011	Evansville	Head Coach	12-42, 6-21	9th MVC	-
2012	Evansville	Head Coach	18-37, 8-19	8th MVC	-
2013	Evansville	Head Coach	23-30, 11-12	7th MVC	2nd MVC Tourn.
2014	Evansville	Head Coach	19-32, 7-19	10th MVC	-
2015	Southeast Missouri	Head Coach	19-27, 12-12	7th OVC	8th OVC Tourn.
2016	Southeast Missouri	Head Coach	16-33, 10-17	10th OVC	-
2017	Southeast Missouri	Head Coach	23-27, 8-14	9th OVC	-
2018	Southeast Missouri	Head Coach	33-20, 15-7	4th OVC	7th OVC Tourn.
2019	Southeast Missouri	Head Coach	35-14, 12-4		

Overall Record as a Head Coach: 292-348 (15 years)

Record at Southeast Missouri, 126-121, 57-54 Ohio Valley Conference (5 years)

Record at Evansville, 90-175, 42-87 Missouri Valley Conference (5 years)

Record at Jefferson College, 49-16 (2 years)

Record at St. Charles CC: 27-36 (3 years)

Record as a college assistant: 137-52 (3 years)

REDBURN BY THE NUMBERS


- 30 OVC Commissioner's Honor Roll Selections
- 19+ Academic All-Americans
- 11 NJCAA All-Region 16 Players
- 9 NFCA All-America Scholar-Athletes
- 6 All-MVC Players
- 6 MVC Scholar-Athletes
- 4 All-Americans
- 4 MCCAC All-Conference Players
- 4 OVC Medal of Honor Recipients
- 4 OVC Players of the Week
- 3 First-Team All-OVC Selections
- 3 OVC All-Newcomer Selections
- 3 MVC Players of the Week
- 2 NFCA All-Region Selections
- 1 OVC Freshman of the Year
- 1 Second-Team All-OVC Selection

COACHING HONORS

- 2009 Midwest Coaching Staff of the Year
- 2006 Region 16 and MCCAC Coach of the Year
- 2003 Region 16 Coach of the Year

YOUR REDHAWKS

RADIO/TV ROSTER




1

PAYTON PIERCE
INF / 5-6 / R-R / Fr.
Metropolis, Ill.



2

RACHEL ANDERSON
OF / 5-3 / L-R / Jr.
Edwardsville, Ill.



3

SARAH MESSEX
INF / 5-4 / R-R / Sr.
Sullivan, Mo.



4

CLAUDIA GALLO
OF / 5-6 / R-R / Jr.
Arnold, Mo.




5

ALEXIS ESTES
P / 5-9 / R-R / Jr.
Lane, Ill.




6

MARISA DAVIS
P / 5-4 / L-L / Fr.
Kansas City, Mo.



7

MYKAELA ARELLANES
OF / 5-6 / L-L / Sr.
Foristell, Mo.



8

PARKER BANDY
INF / 5-7 / L-R / Sr.
Springfield, Ill.



9

RACHEL ROOK
P / 5-11 / R-R / So.
Republic, Mo.



10

ASHLEY EMERT
C/INF / 5-10 / R-R / So.
East Peoria, Ill.



11

DANINA MARTON
INF / 5-10 / R-R / So.
Northridge, Calif.



12

ADDISON BARNOUSKI
INF / 5-9 / R-R / Jr.
O'Fallon, Ill.



14

KAYLEE ANDERSON
INF/P / 5-7 / R-R / So.
Warrenton, Mo.



15

HALEY THOGMARTIN
P / 5-8 / R-R / Sr.
St. Louis, Mo.



17

BROOKE RHEINECKER
OF / 5-2 / L-R / Jr.
St. Louis, Mo.



18

MACKENZIE LONG
INF / 5-2 / L-R / Sr.
Lee's Summit, Mo.



20

LEAHA WININGER
INF / 5-7 / R-R / Fr.
Johnston City, Ill.



21

CHELSEY PENA
C / 5-6 / R-R / Fr.
Columbia, Ill.



22

MADISON HARRIS
INF / 5-6 / R-R / Jr.
Imperial, Mo.



24

RACHAEL DONALD
C / 5-8 / R-R / Jr.
Dupu, Ill.



26

ASHLEY ELLIS
INF / 5-8 / R-R / Jr.
Arnold, Mo.



27

ANNA GRIFFIN
INF / 6-1 / R-R / Fr.
Bentonville, Ark.



MARK REDBURN
Head Coach
Fifth Year



KRISTEN JONES
Assistant Coach
Fourth Year



BILL GRAHAM
Assistant Coach
First Year

YOUR REDHAWKS

2019 OVERALL STATISTICS



2019 Southeast Missouri Softball Overall Statistics for Southeast Missouri (as of Apr 23, 2019) (All games Sorted by Batting avg)



Record: 35-14 Home: 8-3 Away: 12-6 Neutral: 15-5 OVC: 12-4

Player	avg	gp-gs	ab	r	h	2b	3b	hr	rbi	tb	slg%	bb	hp	so	gdp	ob%	sf	sh	sb-att	po	a	e	fld%
2 ANDERSON, Rachel	.458	49-49	144	42	66	11	8	10	45	123	.854	26	2	13	0	.543	1	2	21-27	78	6	2	.977
7 ARELLANES, Mykaela	.377	49-49	151	50	57	7	2	7	25	89	.589	23	4	26	0	.472	0	3	13-14	56	3	0	1.000
26 ELLIS, Ashley	.359	49-49	142	24	51	5	1	13	48	97	.683	13	0	34	3	.405	3	0	1-1	253	9	4	.985
12 BARNOUSKI, Addison	.356	49-49	135	23	48	9	0	7	34	78	.578	11	2	25	1	.409	1	1	2-2	40	73	8	.934
4 GALLO, Claudia	.354	45-45	113	28	40	8	2	9	23	79	.699	7	15	15	0	.456	1	2	9-12	76	0	1	.987
3 MESSEX, Sarah	.276	49-49	134	32	37	9	2	6	23	68	.507	16	6	30	0	.378	0	2	5-7	74	78	8	.950
14 ANDERSON, Kaylee	.263	36-24	80	18	21	5	1	1	15	31	.388	1	1	10	0	.277	1	0	4-5	8	19	2	.931
21 PENA, Chelsy	.241	38-14	58	8	14	4	0	0	10	18	.310	2	0	8	1	.267	0	2	2-3	49	4	1	.981
17 RHEINECKER, Brooke	.241	33-18	54	12	13	0	0	0	4	13	.241	2	0	6	0	.263	1	0	6-9	3	0	0	1.000
24 DONALD, Rachael	.229	42-36	83	6	19	3	0	0	6	22	.265	7	1	21	0	.297	0	3	0-0	186	14	4	.980
8 BANDY, Parker	.222	45-44	108	19	24	4	2	3	18	41	.380	11	1	31	0	.300	0	0	4-4	55	41	8	.923
22 HARRIS, Madison	.161	27-5	31	6	5	0	1	1	4	10	.323	3	0	3	0	.235	0	0	2-2	7	5	0	1.000

1 PIERCE, Payton	.250	8-0	4	1	1	1	0	0	0	2	.500	0	0	1	0	.250	0	0	1-2	0	0	0	.000
11 MARTON, Danina	.214	19-1	14	3	3	1	0	0	2	4	.286	1	0	4	0	.267	0	0	0-1	2	0	0	1.000
16 CONWAY, Randi Dae	.200	10-1	5	4	1	0	0	0	0	1	.200	0	0	1	0	.200	0	0	0-0	0	0	0	.000
27 GRIFFIN, Anna	.182	19-3	22	3	4	1	0	2	2	11	.500	5	0	7	0	.333	0	0	0-0	7	1	2	.800
18 LONG, Mackenzie	.125	31-1	8	12	1	0	0	0	0	1	.125	0	0	1	0	.125	0	0	2-2	0	2	0	1.000
10 EMERT, Ashley	.091	18-4	11	3	1	0	0	0	0	1	.091	3	0	5	0	.286	0	1	2-2	36	4	1	.976
20 WININGER, Leaha	.000	10-0	8	2	0	0	0	0	0	0	.000	1	0	1	0	.111	0	0	1-2	4	1	0	1.000
6 DAVIS, Marisa	.000	1-0	0	0	0	0	0	0	0	0	.000	0	0	0	0	.000	0	0	0-0	2	4	1	.857
9 ROOK, Rachel	.000	2-2	0	0	0	0	0	0	0	0	.000	0	0	0	0	.000	0	0	0-0	2	2	0	1.000
Totals	.311	49	1305	296	406	68	19	59	259	689	.528	132	32	242	5	.386	8	16	75-95	945	291	44	.966
Opponents	.251	49	1197	162	300	41	1	30	149	433	.362	126	22	248	9	.330	11	25	30-41	928	332	67	.950

LOB - Team (269), Opp (276). DPs turned - Team (21), Opp (14). TPs turned - Team (1). CI - Team (2), DONALD 2, Opp (1). IBB - Team (2), ARELLANES 1, R. ANDERSON 1, Opp (2).

(All games Sorted by Earned run avg)

Player	era	w-l	app	gs	cg	sho	sv	ip	h	r	er	bb	so	2b	3b	hr	b/avg	wp	hp	bk	sfa	sha
15 THOGMARTIN, Haley	1.91	16-6	33	23	9	3/4	2	131.2	117	56	36	29	111	10	1	12	.234	1	6	0	3	8
9 ROOK, Rachel	2.64	8-3	27	9	1	1/4	2	63.2	56	26	24	26	70	13	0	5	.236	10	8	0	1	6
5 ESTES, Alexis	3.03	7-2	20	15	0	0/3	2	57.2	45	29	25	34	31	6	0	5	.221	8	2	0	2	4

6 DAVIS, Marisa	4.72	1-1	17	1	0	0/1	0	26.2	32	21	18	14	19	5	0	6	.286	0	2	0	1	1
14 ANDERSON, Kaylee	4.75	3-2	17	1	0	0/1	1	35.1	50	30	24	23	17	7	0	2	.347	5	4	0	4	6
Totals	2.82	35-14	49	49	10	10/6	7	315.0	300	162	127	126	248	41	1	30	.251	24	22	0	11	25
Opponents	5.59	14-35	49	49	16	2/0	4	309.1	406	296	247	132	242	68	19	59	.311	26	32	1	8	16

PB - Team (5), DONALD 4, EMERT 1, Opp (4). Pickoffs - Team (1), DONALD 1. SBA/ATT - DONALD (23-31), THOGMARTIN (13-13), ROOK (5-8), K. ANDERSON (4-7), DAVIS (6-7), ESTES (2-6), PENA (3-6), EMERT (4-4).

YOUR REDHAWKS

2019 SCHEDULE/RESULTS



2019 Southeast Missouri Softball Game Results for Southeast Missouri (as of Apr 24, 2019) (All games)



Date	Opponent	Score	Inns	Overall	OVC	Pitcher of record	Attend	Time
! 02-08-19	vs South Dakota State	w 7-3	7	1-0-0	0-0-0	THOGMARTIN (W 1-0)	105	2:21
! 02-08-19	at UNI	w 5-1	7	2-0-0	0-0-0	ESTES (W 1-0)	180	1:50
! 02-09-19	at UNI	w 16-0	5	3-0-0	0-0-0	THOGMARTIN (W 2-0)	350	1:50
! 02-09-19	vs Toledo	w 7-5	7	4-0-0	0-0-0	ESTES (W 2-0)	200	2:10
! 02-10-19	vs Drake	L 1-6	7	4-1-0	0-0-0	THOGMARTIN (L 2-1)	325	1:52
@ 02-15-19	vs Wichita State	L 0-8	5	4-2-0	0-0-0	ESTES (L 2-1)	0	1:08
@ 02-15-19	vs Abilene Christian	w 10-2	5	5-2-0	0-0-0	THOGMARTIN (W 3-1)	0	1:15
@ 02-16-19	at Louisiana Tech	L 3-11	5	5-3-0	0-0-0	ROOK (L 0-1)	0	1:45
@ 02-16-19	vs Fairleigh Dickinson	w 8-0	6	6-3-0	0-0-0	ESTES (W 3-1)	0	1:49
@ 02-17-19	vs Miss Valley State	w 7-0	7	7-3-0	0-0-0	THOGMARTIN (W 4-1)	105	1:47
# 02-21-19	at #12 Arkansas	L 1-7	7	7-4-0	0-0-0	THOGMARTIN (L 4-2)	224	1:54
# 02-22-19	vs Drake	L 2-6	7	7-5-0	0-0-0	THOGMARTIN (L 4-3)	70	2:25
# 02-22-19	at #12 Arkansas	w 6-1	7	8-5-0	0-0-0	ROOK (W 1-1)	219	2:10
# 02-23-19	vs Drake	L 5-7	7	8-6-0	0-0-0	DAVIS (L 0-1)	103	1:57
# 02-23-19	vs IUPUI	w 5-3	7	9-6-0	0-0-0	THOGMARTIN (W 4-3)	97	1:27
\$ 03-01-19	vs Louisiana-Monroe	w 8-0	6	10-6-0	0-0-0	ROOK (W 2-1)	171	2:01
\$ 03-01-19	at Central Arkansas	w 11-7	7	11-6-0	0-0-0	THOGMARTIN (W 6-3)	125	2:05
\$ 03-02-19	vs Coppin State	w 11-5	7	12-6-0	0-0-0	K. ANDERSON (W 1-0)	141	2:27
\$ 03-02-19	vs Missouri State	L 4-7	7	12-7-0	0-0-0	ROOK (L 2-2)	201	2:11
% 03-08-19	vs UMKC	w 8-2	7	13-7-0	0-0-0	THOGMARTIN (W 7-3)	44	1:58
% 03-08-19	at Kansas	w 2-0	7	14-7-0	0-0-0	ROOK (W 3-2)	125	2:05
% 03-09-19	vs UMKC	w 8-2	7	15-7-0	0-0-0	ROOK (W 4-2)	32	1:58
% 03-10-19	vs Maine	w 6-2	7	16-7-0	0-0-0	ESTES (W 4-1)	44	2:05
% 03-10-19	at Kansas	w 2-1	7	17-7-0	0-0-0	ROOK (W 5-2)	125	1:45
03-14-19	MISSOURI STATE	w 5-2	7	18-7-0	0-0-0	ESTES (W 5-1)	310	1:58
& 03-16-19	vs Northern Illinois	w 14-4	5	19-7-0	0-0-0	ROOK (W 6-2)	225	
& 03-16-19	vs Omaha	w 9-4	7	20-7-0	0-0-0	THOGMARTIN (W 8-3)	50	2:04
& 03-17-19	vs Detroit Mercy	w 9-0	6	21-7-0	0-0-0	ESTES (W 6-1)	100	1:33
& 03-17-19	vs Omaha	w 3-1	7	22-7-0	0-0-0	THOGMARTIN (W 9-3)	110	1:16
* 03-23-19	at Tennessee State-1	w 8-0	7	23-7-0	1-0-0	THOGMARTIN (W 10-3)	137	2:06
* 03-23-19	at Tennessee State-2	w 11-1	6	24-7-0	2-0-0	ESTES (W 7-1)	142	1:55
* 03-24-19	at Belmont Bruins-1	w 3-2	7	25-7-0	3-0-0	ROOK (W 7-2)	102	1:35
* 03-24-19	at Belmont Bruins-2	L 0-7	7	25-8-0	3-1-0	ESTES (L 7-2)	83	1:40
* 04-01-19	EASTERN KENTUCKY-1	w 4-1	7	26-8-0	4-1-0	THOGMARTIN (W 11-3)	215	1:55
* 04-01-19	EASTERN KENTUCKY-2	w 9-7	7	27-8-0	5-1-0	K. ANDERSON (W 2-0)	185	2:03
* 04-06-19	at SIUE-1	w 14-1	7	28-8-0	6-1-0	THOGMARTIN (W 12-3)	-	2:09
* 04-06-19	at SIUE-2	L 3-4	7	28-9-0	6-2-0	K. ANDERSON (L 2-1)	288	2:33
* 04-10-19	at UT Martin-1	w 1-0	7	29-9-0	7-2-0	THOGMARTIN (W 13-3)	-	1:23
* 04-10-19	at UT Martin-2	w 6-0	7	30-9-0	8-2-0	K. ANDERSON (W 3-1)	265	1:46
* 04-12-19	AUSTIN PEAY-1	L 2-5	7	30-10-0	8-3-0	ROOK (L 7-3)	280	1:47
* 04-12-19	AUSTIN PEAY-2	w 9-0	5	31-10-0	9-3-0	THOGMARTIN (W 14-3)	310	1:16
* 04-15-19	MURRAY STATE-1	L 4-8	7	31-11-0	9-4-0	THOGMARTIN (L 14-4)	190	1:39
* 04-15-19	MURRAY STATE-2	w 9-1	5	32-11-0	10-4-0	DAVIS (W 1-1)	205	1:26
04-16-19	SOUTHERN ILLINOIS	L 3-9	7	32-12-0	10-4-0	THOGMARTIN (L 14-5)	347	1:57
04-17-19	SAINT LOUIS	w 4-3	7	33-12-0	10-4-0	THOGMARTIN (W 15-5)	230	1:32
* 04-20-19	EASTERN ILLINOIS-1	w 11-3	5	34-12-0	11-4-0	THOGMARTIN (W 16-5)	320	1:33
* 04-20-19	EASTERN ILLINOIS-2	w 8-5	7	35-12-0	12-4-0	ROOK (W 8-3)	330	1:58
04-23-19	at Mizzou-1	L 3-4	7	35-13-0	12-4-0	THOGMARTIN (L 16-6)	-	1:40
04-23-19	at Mizzou-2	L 1-4	7	35-14-0	12-4-0	K. ANDERSON (L 3-2)	836	2:00

! = UNI Dome Classic (Cedar Falls, Iowa)

@ = Louisiana Tech Invitational (Ruston, La.)

= Razorback Invitational (Fayetteville, Ark.)

\$ = Central Arkansas Classic (Conway, Ark.)

% = Jayhawk Classic (Lawrence, Kan.)

& = Billiken Spring Tournament (St. Louis, Mo.)

* = Conference game

() extra innings game

YOUR REDHAWKS

2018 FINAL OVC STATISTICS



2019 Southeast Missouri Softball Conference statistics for Southeast Missouri (as of Apr 20, 2019) (OVC games only Sorted by Batting avg)



Record: 12-4 Home: 6-2 Away: 6-2 OVC: 12-4

Player	avg	gp-gs	ab	r	h	2b	3b	hr	rbi	tb	slg%	bb	hp	so	gdp	ob%	sf	sh	sb-att	po	a	e	fld%
4 GALLO, Claudia	.467	16-16	45	19	21	4	1	7	16	48	1.067	2	6	5	0	.537	1	0	3-5	27	0	0	1.000
2 ANDERSON, Rachel	.452	16-16	42	12	19	6	1	4	13	39	.929	11	0	4	0	.556	1	2	7-9	17	0	0	1.000
7 ARELLANES, Mykaela	.389	16-16	54	18	21	5	1	3	10	37	.685	5	2	7	0	.459	0	0	3-3	24	2	0	1.000
14 ANDERSON, Kaylee	.344	13-9	32	9	11	2	0	1	10	16	.500	0	0	3	0	.344	0	0	2-2	0	10	0	1.000
12 BARNOUSKI, Addison	.319	16-16	47	4	15	4	0	1	8	22	.468	3	0	12	0	.360	0	0	2-2	12	26	3	.927
26 ELLIS, Ashley	.313	16-16	48	7	15	0	0	5	16	30	.625	4	0	15	0	.358	1	0	0-0	99	1	0	1.000
8 BANDY, Parker	.308	16-16	39	7	12	2	0	2	6	20	.513	5	1	12	0	.400	0	0	2-2	24	15	2	.951
3 MESSEX, Sarah	.262	16-16	42	10	11	3	1	1	7	19	.452	4	1	13	0	.340	0	1	2-2	31	29	5	.923
24 DONALD, Rachael	.176	15-14	34	1	6	0	0	0	1	6	.176	0	0	7	0	.176	0	2	0-0	58	8	1	.985

11 MARTON, Danina	.333	4-0	3	0	1	0	0	0	1	1	.333	0	0	1	0	.333	0	0	0-0	1	0	0	1.000
18 LONG, Mackenzie	.333	11-1	3	5	1	0	0	0	0	1	.333	0	0	0	0	.333	0	0	0-0	0	2	0	1.000
17 RHEINECKER, Brooke	.286	11-5	14	5	4	0	0	0	1	4	.286	0	0	3	0	.267	1	0	2-3	0	0	0	.000
27 GRIFFIN, Anna	.250	5-0	4	1	1	0	0	0	0	1	.250	1	0	2	0	.400	0	0	0-0	2	0	0	1.000
22 HARRIS, Madison	.250	5-0	4	1	1	0	0	1	1	4	1.000	1	0	0	0	.400	0	0	0-0	2	1	0	1.000
21 PENA, Chelsy	.200	12-3	15	1	3	0	0	0	2	3	.200	0	0	2	0	.200	0	2	0-0	9	1	0	1.000
9 ROOK, Rachel	.000	1-1	0	0	0	0	0	0	0	0	.000	0	0	0	0	.000	0	0	0-0	1	1	0	1.000
10 EMERT, Ashley	.000	5-0	0	2	0	0	0	0	0	0	.000	2	0	0	0	1.000	0	0	2-2	1	0	0	1.000
Totals	.333	16	426	102	142	26	4	25	92	251	.589	38	10	86	0	.397	4	7	25-30	309	108	11	.974
Opponents	.236	16	381	45	90	11	0	8	40	125	.328	30	9	67	5	.305	3	8	7-12	299	96	17	.959

LOB - Team (84), Opp (78). DPs turned - Team (8), Opp (3). CI - Team (1), DONALD 1. IBB - Team (2), R. ANDERSON 1, ARELLANES 1, Opp (2).

(OVC games only Sorted by Earned run avg)

Player	era	w-l	app	gs	cg	sho	sv	ip	h	r	er	bb	so	2b	3b	hr	b/avg	wp	hp	bks	sfa	sha
15 THOGMARTIN, Haley	1.01	6-1	10	9	6	2/1	1	48.1	40	15	7	7	35	5	0	4	.220	0	2	0	0	3
14 ANDERSON, Kaylee	3.43	2-1	6	0	0	0/1	0	16.1	18	8	8	3	6	2	0	1	.300	3	1	0	2	2
5 ESTES, Alexis	6.06	1-1	7	5	0	0/0	1	17.1	17	16	15	12	8	1	0	2	.262	3	0	0	1	1

9 ROOK, Rachel	1.47	2-1	7	2	0	0/2	0	14.1	9	4	3	7	16	2	0	0	.176	5	6	0	0	1
6 DAVIS, Marisa	2.10	1-0	4	0	0	0/0	0	6.2	6	2	2	1	2	1	0	1	.261	0	0	0	0	1
Totals	2.38	12-4	16	16	6	4/2	2	103.0	90	45	35	30	67	11	0	8	.236	11	9	0	3	8
Opponents	6.46	4-12	16	16	7	1/0	0	99.2	142	102	92	38	86	26	4	25	.333	7	10	0	4	7

PB - Team (1), DONALD 1. SBA/ATT - DONALD (7-11), THOGMARTIN (5-5), ESTES (1-3), K. ANDERSON (1-3), PENA (0-1), DAVIS (0-1).

YOUR REDHAWKS

SEASON/CAREER-HIGHS

MULTIPLE HIT GAMES

Player	2	3	4	5+	Total
Rachel Anderson	15	7	-	-	22
Mykaela Arellanes	12	4	1	-	17
Ashley Ellis	10	4	-	-	14
Addison Barnouski	12	1	-	-	13
Claudia Gallo	9	1	-	-	10
Sarah Messex	8	2	-	-	10
Parker Bandy	5	-	-	-	5
Kaylee Anderson	4	-	-	-	4
Rachael Donald	3	-	-	-	3
Chelsy Pena	3	-	-	-	3
Brooke Rheinecker	1	-	-	-	1
Madison Harris	1	-	-	-	1

MULTIPLE RBI GAMES

Player	2	3	4	5+	Total
Ashley Ellis	6	4	3	-	13
Addison Barnouski	6	4	-	-	10
Rachel Anderson	5	3	2	-	10
Claudia Gallo	5	-	1	-	6
Sarah Messex	3	3	-	-	6
Kaylee Anderson	4	-	1	-	5
Mykaela Arellanes	3	2	-	-	5
Parker Bandy	3	1	-	-	4
Chelsy Pena	3	-	-	-	3
Rachael Donald	2	-	-	-	2

INNING-BY-INNING SUMMARY

Inning	SEMO	Opp.
First	58	36
Second	47	18
Third	45	15
Fourth	50	23
Fifth	43	39
Sixth	27	17
Seventh	26	14
Extra	0	0
Totals	296	162

INNING-BY-INNING SUMMARY (OVC GAMES)

Inning	SEMO	Opp.
First	22	5
Second	12	6
Third	13	8
Fourth	13	5
Fifth	14	9
Sixth	12	7
Seventh	16	5
Extra	0	0
Totals	102	45

CURRENT HITTING STREAKS

Player	Games	Started
Mykaela Arellanes	4	4/20

CURRENT REACHED BASE STREAKS

Player	Games	Started
Mykaela Arellanes	5	4/17

CAREER MULTIPLE HIT GAMES

Player	2	3	4	5+	Total
Rachel Anderson	40	15	-	-	55
Mykaela Arellanes	36	9	1	-	46
Sarah Messex	26	3	1	-	30
Addison Barnouski	24	3	-	-	27
Ashley Ellis	23	4	-	-	27
Parker Bandy	17	2	-	-	19
Claudia Gallo	13	2	-	-	15
Brooke Rheinecker	12	1	-	-	13
Madison Harris	6	1	-	-	7
Kaylee Anderson	5	-	-	-	5
Rachael Donald	3	-	-	-	3
Chelsy Pena	3	-	-	-	3

CAREER MULTIPLE RBI GAMES

Player	2	3	4	5+	Total
Rachel Anderson	16	9	2	-	27
Sarah Messex	16	9	-	-	25
Ashley Ellis	12	7	3	1	23
Addison Barnouski	16	6	-	-	22
Parker Bandy	13	2	-	-	15
Mykaela Arellanes	10	3	1	-	14
Claudia Gallo	10	-	1	-	11
Kaylee Anderson	4	-	1	-	5
Madison Harris	4	-	-	-	4
Rachael Donald	3	-	-	-	3
Chelsy Pena	3	-	-	-	3
Brooke Rheinecker	1	1	-	-	2

14 KAYLEE ANDERSON

2019 Hitting Season-Highs

At-Bats.....	4, 5x, last at SIU Edwardsville (4/6)
Runs.....	2, 4x, last vs. Saint Louis (4/17)
Hits.....	2, 4x, last vs. Saint Louis (4/17)
Doubles.....	2, vs. Saint Louis (4/17)
Triples.....	1, vs. Drake (2/22)
Home Runs.....	1, vs. Murray State (4/15)
RBI.....	4, at Tennessee State (3/23)
Stolen Bases.....	1, 4x, last vs. Saint Louis (4/17)

2019 Pitching Season-Highs

Innings Pitched.....	4.0, 3x, last vs. Austin Peay (4/12)
Fewest Hits.....	1, 4x, last at SIU Edwardsville (4/6)
Most Hits.....	8, at Louisiana Tech (2/16)
Fewest Runs.....	0, 2x, last at UT Martin (4/10)
Most Runs.....	7, at Louisiana Tech (2/16)
Fewest Walks.....	0, 5x, last vs. Eastern Illinois (4/20)
Strikeouts.....	3, 3x, last at Missouri (4/23)

Hitting Career-Highs

At-Bats.....	4, 5x, last at SIU Edwardsville (4/6/19)
Runs.....	2, 4x, last vs. Saint Louis (4/17/19)
Hits.....	2, 4x, last vs. Saint Louis (4/17/19)
Doubles.....	2, vs. Saint Louis (4/17/19)
Triples.....	1, vs. Drake (2/22/19)
Home Runs.....	1, vs. Murray State (4/15/19)
RBI.....	4, at Tennessee State (3/23/19)
Stolen Bases.....	1, 4x, last vs. Saint Louis (4/17/19)

Pitching Career-Highs

Innings Pitched.....	4.0, 3x, last vs. Austin Peay (4/12/19)
Fewest Hits.....	1, 5x, last at SIU Edwardsville (4/6/19)
Most Hits.....	8, at Louisiana Tech (2/16/19)
Fewest Runs.....	0, 4x, last at UT Martin (4/10/19)
Most Runs.....	7, at Louisiana Tech (2/16/19)
Fewest Walks.....	0, 7x, last vs. Eastern Illinois (4/20/19)
Strikeouts.....	3, 3x, last at Missouri (4/23/19)

2 RACHEL ANDERSON

2019 Season-Highs

At-Bats.....	5, 2x, last at SIU Edwardsville (4/6)
Runs.....	3, 3x, last vs. Eastern Kentucky (4/1)
Hits.....	3, 7x, last vs. Southern Illinois (4/16)
Doubles.....	2, at SIU Edwardsville (4/6)
Triples.....	1, 8x, last vs. Eastern Illinois (4/20)
Home Runs.....	1, 10x, last vs. Murray State (4/15)
RBI.....	4, 2x, last vs. Northern Illinois (3/16)
Stolen Bases.....	3, 2x, last at Tennessee State (3/23)

Career-Highs

At-Bats.....	5, 3x, last at SIU Edwardsville (4/6)
Runs.....	3, 8x, last vs. Eastern Kentucky (4/1/19)
Hits.....	3, 14x, last vs. Eastern Kentucky (4/1/19)
Doubles.....	1, 28x, last vs. Eastern Kentucky (4/1/19)
Triples.....	2, 2x, last at Alcorn State (2/25/17)
Home Runs.....	1, 18x, last vs. Murray State (4/15/19)
RBI.....	4, 2x, last vs. Northern Illinois (3/16/19)
Stolen Bases.....	3, 2x, last at Tennessee State (3/23/19)

7 MYKAELA ARELLANES

2019 Season-Highs

At-Bats.....	4, 18x, last vs. Murray State (4/15)
Runs.....	5, at SIU Edwardsville (4/6)
Hits.....	4, at SIU Edwardsville (4/6)
Doubles.....	1, 7x, last at Missouri (4/23)
Triples.....	1, 2x, last at Tennessee State (3/23)
Home Runs.....	2, at SIU Edwardsville (4/6)
RBI.....	3, 2x, last at SIU Edwardsville (4/6)
Stolen Bases.....	2, 2x, last at Kansas (3/10)

Career-Highs

At-Bats.....	5, vs. Tennessee State (4/28/18)
Runs.....	5, at SIU Edwardsville (4/6/19)
Hits.....	4, at SIU Edwardsville (4/6/19)
Doubles.....	2, vs. Tennessee State (2/11/17)
Triples.....	2, vs. Jarvis Christian College (2/11/17)
Home Runs.....	2x, last at SIU Edwardsville (4/6/19)
RBI.....	4, vs. Tennessee State (4/28/18)
Stolen Bases.....	4, vs. Alabama A&M (3/11/17)

8 PARKER BANDY

2019 Season-Highs

At-Bats.....	4, 4x, last at Tennessee State (3/23)
Runs.....	3, 2x, last vs. Abilene Christian (2/15)
Hits.....	2, 5x, last vs. Eastern Kentucky (4/1)
Doubles.....	1, 4x, last vs. Austin Peay (4/12)
Triples.....	1, 2x, last vs. Toledo (2/9)
Home Runs.....	1, 3x, last vs. Murray State (4/15)
RBI.....	3, vs. South Dakota State (2/8)
Stolen Bases.....	1, 4x, last at UT Martin (4/10)

Career-Highs

At-Bats.....	5, at SIU Edwardsville (4/14/17)
Runs.....	3, vs. Toledo (2/9/19)
Hits.....	3, 2x, last vs. UT Martin (4/17/18)
Doubles.....	1, 20x, last vs. Austin Peay (4/12/19)
Triples.....	1, 7x, last vs. Toledo (2/9/19)
Home Runs.....	1, 7x, last vs. Murray State (4/15/19)
RBI.....	3, 2x, last vs. South Dakota State (2/8/19)
Stolen Bases.....	2, vs. Tennessee State (2/11/17)

12 ADDISON BARNOUSKI

2019 Season-Highs

At-Bats.....	4, 9x, last at UT Martin (4/10)
Runs.....	2, 3x, last vs. Detroit Mercy (3/17)
Hits.....	3, vs. Detroit Mercy (3/17)
Doubles.....	1, 9x, last vs. Eastern Illinois (4/20)
Triples.....	-
Home Runs.....	1, 7x, last at Missouri (4/23)
RBI.....	3, 4x, last at Missouri (4/23)
Stolen Bases.....	2, at Tennessee State (3/23)

Career-Highs

At-Bats.....	4, 19x, last at UT Martin (4/10/19)
Runs.....	3, at Murray State (4/8/18)
Hits.....	3, 3x, last vs. Detroit Mercy (3/17/19)
Doubles.....	1, 19x, last at Eastern Illinois (4/20/19)
Triples.....	1, 2x, last vs. Tennessee State (4/28/18)
Home Runs.....	1, 17x, last at Missouri (4/23/19)
RBI.....	3, 6x, last at Missouri (4/23/19)
Stolen Bases.....	2, 3x, last at Tennessee State (3/23/19)

Pitching Career-Highs

Innings Pitched.....	2.0, vs. Jarvis Christian College (2/11/17)
Fewest Hits.....	1, at Jackson State (2/12/17)
Most Hits.....	4, 2x, last vs. Middle Tennessee (2/17/17)
Fewest Runs.....	0, at Jackson State (2/12/17)
Most Runs.....	4, vs. Middle Tennessee (2/17/17)
Fewest Walks.....	0, 2x, last at Jackson State (2/12/17)
Strikeouts.....	1, vs. Middle Tennessee (2/17/17)

YOUR REDHAWKS

SEASON/CAREER-HIGHS

6 MARISA DAVIS

2019 Season/Career-Highs

Innings Pitched.....	3.0, 2x, last vs. Murray State (4/15)
Fewest Hits.....	0, 2x, last vs. Maine (3/10)
Most Hits.....	4, 2x, last vs. Omaha (3/16)
Fewest Runs.....	0, 9x, last at Belmont (3/24)
Most Runs.....	4, 2x, last at Central Arkansas (3/1)
Fewest Walks.....	0, 9x, last vs. Saint Louis (4/17)
Strikeouts.....	3, 2x, last vs. Omaha (3/16)

24 RACHAEL DONALD

2019 Season-Highs

At-Bats.....	4, 2x, last vs. Eastern Kentucky (4/1)
Runs.....	1, 6x, last vs. Eastern Illinois (4/20)
Hits.....	2, 3x, last vs. Missouri State (3/14)
Doubles.....	1, 3x, last vs. Maine (3/10)
Triples.....	-
Home Runs.....	-
RBI.....	2, 2x, last vs. UMKC (3/9)
Stolen Bases.....	-

Career-Highs

At-Bats.....	4, 2x, last vs. Eastern Kentucky (4/1/19)
Runs.....	2, vs. Jarvis Christian College (2/11/17)
Hits.....	2, 3x, last vs. Missouri State (3/14/19)
Doubles.....	1, 3x, last vs. Maine (3/10/19)
Triples.....	-
Home Runs.....	-
RBI.....	2, 3x, last vs. UMKC (3/9/19)
Stolen Bases.....	1, at Alabama State (2/23/18)

26 ASHLEY ELLIS

2019 Season-Highs

At-Bats.....	4, 12x, last vs. Southern Illinois (4/16)
Runs.....	2, 3x, last vs. Murray State (4/15)
Hits.....	3, 4x, last vs. Murray State (4/15)
Doubles.....	1, 5x, last vs. Northern Illinois (3/16)
Triples.....	1, at Northern Iowa (2/9)
Home Runs.....	2, vs. UMKC (3/8)
RBI.....	4, 3x, last at SIU Edwardsville (4/6)
Stolen Bases.....	1, vs. Drake (2/23)

Career-Highs

At-Bats.....	5, at Tennessee State (4/29/17)
Runs.....	2, 7x, last vs. Murray State (4/15/19)
Hits.....	3, 4x, last vs. Murray State (4/15/19)
Doubles.....	2, vs. Evansville (2/23/18)
Triples.....	1, 4x, last at Northern Iowa (2/9/19)
Home Runs.....	2, 2x, last vs. UMKC (3/8/19)
RBI.....	5, at Jackson State (2/12/17)
Stolen Bases.....	1, 5x, last vs. Drake (2/23/19)

10 ASHLEY EMERT

2019 Season/Career-Highs

At-Bats.....	3, vs. Abilene Christian (2/15)
Runs.....	1, 3x, last at SIU Edwardsville (4/6)
Hits.....	1, vs. Abilene Christian (2/15)
Doubles.....	-
Triples.....	-
Home Runs.....	-
RBI.....	-
Stolen Bases.....	1, 2x, last vs. Eastern Kentucky (4/1)

5 ALEXIS ESTES

2018 Season-Highs

Innings Pitched.....	5.1, vs. Maine (3/10)
Fewest Hits.....	0, 3x, last vs. Saint Louis (4/17)
Most Hits.....	5, 2x, last vs. Eastern Kentucky (4/1)
Fewest Runs.....	0, 9x, last vs. Saint Louis (4/17)
Most Runs.....	5, 2x, last vs. Eastern Kentucky (4/1)
Fewest Walks.....	0, 3x, last vs. Saint Louis (4/17)
Strikeouts.....	5, vs. UMKC (3/9)

Career-Highs

Innings Pitched.....	7.0, 3x, last vs. Eastern Kentucky (4/23/17)
Fewest Hits.....	0, 5x, last vs. Saint Louis (4/17/19)
Most Hits.....	13, at Missouri (4/18/17)
Fewest Runs.....	0, 20x, last vs. Saint Louis (4/17/19)
Most Runs.....	8, at Missouri (4/18/17)
Fewest Walks.....	0, 12x, last vs. Saint Louis (4/17/19)
Strikeouts.....	8, 2x, last vs. Eastern Kentucky (4/23/17)

4 CLAUDIA GALLO

2019 Season-Highs

At-Bats.....	4, 6x, last at UT Martin (4/10)
Runs.....	4, vs. Eastern Kentucky (4/1)
Hits.....	3, vs. Eastern Kentucky (4/1)
Doubles.....	1, 8x, last vs. Murray State (4/15)
Triples.....	1, 2x, last vs. Eastern Illinois (4/20)
Home Runs.....	1, 9x, last vs. Eastern Illinois (4/20)
RBI.....	4, vs. Eastern Illinois (4/20)
Stolen Bases.....	1, 9x, last vs. Austin Peay (4/12)

Career-Highs

At-Bats.....	4, 8x, last at UT Martin (4/10/19)
Runs.....	3, at Northern Iowa (2/9/19)
Hits.....	3, vs. Murray State (4/9/17)
Doubles.....	1, 11x, last vs. Murray State (4/15/19)
Triples.....	1, 6x, last vs. Eastern Illinois (4/20/19)
Home Runs.....	1, 11x, last vs. Eastern Illinois (4/20/19)
RBI.....	4, vs. Eastern Illinois (4/20/19)
Stolen Bases.....	1, 12x, last vs. Austin Peay (4/12/19)

27 ANNA GRIFFIN

2019 Season/Career-Highs

At-Bats.....	4, at Central Arkansas (3/1)
Runs.....	1, 3x, last at Tennessee State (3/23)
Hits.....	1, 4x, last at Tennessee State (3/23)
Doubles.....	1, vs. UL Monroe (3/1)
Triples.....	-
Home Runs.....	1, 2x, last at Central Arkansas (3/1)
RBI.....	1, 2x, last at Central Arkansas (3/1)
Stolen Bases.....	-

22 MADISON HARRIS

2019 Season-Highs

At-Bats.....	3, 3x, last vs. Coppin State (3/2)
Runs.....	2, vs. Coppin State (3/2)
Hits.....	2, vs. Coppin State (3/2)
Doubles.....	-
Triples.....	1, vs. Coppin State (3/2)
Home Runs.....	1, vs. Murray State (4/15)
RBI.....	1, 4x, last vs. Saint Louis (4/17)
Stolen Bases.....	1, 2x, last vs. Coppin State (3/2)

Career-Highs

At-Bats.....	4, 6x, last at Murray State (4/8/18)
Runs.....	2, 4x, last vs. Coppin State (3/2/19)
Hits.....	3, vs. UMKC (3/17/17)
Doubles.....	1, 2x, last vs. Eastern Illinois (4/1/17)
Triples.....	1, vs. Coppin State (3/2/19)
Home Runs.....	1, 2x, last vs. Murray State (4/15/19)
RBI.....	2, 4x, last vs. Tennessee State (4/28/18)
Stolen Bases.....	1, 8x, last vs. Coppin State (3/2/19)

18 MACKENZIE LONG

2019 Season-Highs

At-Bats.....	2, 2x, last vs. Eastern Illinois (4/20)
Runs.....	1, 12x, last vs. Eastern Illinois (4/20)
Hits.....	1, vs. Eastern Illinois (4/20)
Doubles.....	-
Triples.....	-
Home Runs.....	-
RBI.....	-
Stolen Bases.....	1, 2x, last vs. Mississippi Valley State (2/17)

Career-Highs

At-Bats.....	3, 2x, last at Eastern Kentucky (4/23/16)
Runs.....	1, 21x, last vs. Eastern Illinois (4/20/19)
Hits.....	1, 3x, last vs. Eastern Illinois (4/20/19)
Doubles.....	-
Triples.....	-
Home Runs.....	-
RBI.....	-
Stolen Bases.....	1, 5x, last vs. Mississippi Valley State (2/17/19)

11 DANINA MARTON

2019 Season-Highs

At-Bats.....	3, 2x, last vs. UMKC (3/9)
Runs.....	1, 3x, last vs. UMKC (3/8)
Hits.....	1, 3x, last at Tennessee State (3/23)
Doubles.....	1, vs. UMKC (3/9)
Triples.....	-
Home Runs.....	-
RBI.....	1, 2x, last at Tennessee State (3/23)
Stolen Bases.....	-

Career-Highs

At-Bats.....	3, 2x, last vs. UMKC (3/9/19)
Runs.....	1, 3x, last vs. UMKC (3/8/19)
Hits.....	1, 3x, last at Tennessee State (3/23/19)
Doubles.....	1, vs. UMKC (3/9/19)
Triples.....	-
Home Runs.....	-
RBI.....	1, 2x, last at Tennessee State (3/23/19)
Stolen Bases.....	-

3 SARAH MESSEX

2019 Season-Highs

At-Bats.....	4, 9x, last at Belmont (3/24)
Runs.....	4, vs. Northern Illinois (3/16)
Hits.....	3, 2x, last vs. Northern Illinois (3/16)
Doubles.....	1, 9x, last at Missouri (4/23)
Triples.....	1, 2x, last at SIU Edwardsville (4/6)
Home Runs.....	2, vs. Northern Illinois (3/16)
RBI.....	3, 3x, last vs. Eastern Illinois (4/23)
Stolen Bases.....	1, 5x, last vs. Eastern Illinois (4/23)

Career-Highs

At-Bats.....	4, 18x, last at Belmont (3/24/19)
Runs.....	4, vs. Northern Illinois (3/16/19)
Hits.....	4, at Murray State (4/8/18)
Doubles.....	2, 3x, last vs. Tennessee State (4/28/18)
Triples.....	1, 4x, last vs. SIU Edwardsville (4/6/19)
Home Runs.....	2, vs. Northern Illinois (3/16/19)
RBI.....	3, 8x, last vs. Eastern Illinois (4/20/19)
Stolen Bases.....	2, 2x, last vs. SIU Edwardsville (4/13/18)

YOUR REDHAWKS

SEASON/CAREER-HIGHS

21 CHELSY PENA

2019 Season-Highs

At-Bats.....4, vs. Coppin State (3/2)
Runs.....2, vs. UMKC (3/8)
Hits.....2, 3x, last vs. Omaha (3/16)
Doubles.....2, vs. Coppin State (3/2)
Triples.....-
Home Runs.....-
RBI.....2, 3x, last vs. Murray State (4/15)
Stolen Bases.....2, vs. UL Monroe (3/1)

1 PAYTON PIERCE

2019 Season-Highs

At-Bats.....1, 4x, last vs. Northern Illinois (3/16)
Runs.....1, vs. Omaha (3/17)
Hits.....1, vs. Coppin State (3/2)
Doubles.....1, vs. Coppin State (3/2)
Triples.....-
Home Runs.....-
RBI.....-
Stolen Bases.....1, vs. Detroit Mercy (3/17)

17 BROOKE RHEINECKER

2019 Season-Highs

At-Bats.....3, 7x, last at Belmont (3/24)
Runs.....2, at Northern Iowa (2/9)
Hits.....2, at Northern Iowa (2/9)
Doubles.....-
Triples.....-
Home Runs.....-
RBI.....1, 4x, last at SIU Edwardsville (4/6)
Stolen Bases.....1, 6x, last at SIU Edwardsville (4/6)

Career-Highs

At-Bats.....4, 6x, last vs. Morehead State (4/22/17)
Runs.....2, 5x, last at Northern Iowa (2/9/19)
Hits.....3, vs. Alabama A&M (3/11/17)
Doubles.....1, at Austin Peay (4/6/18)
Triples.....-
Home Runs.....-
RBI.....3, vs. Jarvis Christian College (2/11/17)
Stolen Bases.....2, 2x, last vs. Tennessee State (4/28/18)

9 RACHEL ROOK

2019 Season

Innings Pitched.....7.0, at Kansas (3/8)
Fewest Hits.....0, 8x, last at Missouri (4/23)
Most Hits.....8, vs. Missouri State (3/2)
Fewest Runs.....0, 15x, last at Missouri (4/23)
Most Runs.....5, vs. Missouri State (3/2)
Fewest Walks.....0, 13x, last at Missouri (4/23)
Strikeouts.....9, vs. UL Monroe (3/1)

Career-Highs

Innings Pitched.....7.0, at Kansas (3/8/19)
Fewest Hits.....0, 17x, last at Missouri (4/23/19)
Most Hits.....8, vs. Missouri State (3/2/19)
Fewest Runs.....0, 28x, last at Missouri (4/23/19)
Most Runs.....5, vs. Missouri State (3/2/19)
Fewest Walks.....0, 25x, last at Missouri (4/23/19)
Strikeouts.....9, vs. UL Monroe (3/1/19)

15 HALEY THOGMARTIN

2019 Season/Career-Highs

Innings Pitched.....7.0, 5x, last vs. Murray State (4/15)
Fewest Hits.....0, 7x, last vs. Eastern Illinois (4/20)
Most Hits.....9, vs. Murray State (4/15)
Fewest Runs.....0, 15x, last vs. Eastern Illinois (4/20)
Most Runs.....8, vs. Murray State (4/15)
Fewest Walks.....0, 16x, last vs. Eastern Illinois (4/20)
Strikeouts.....10, vs. Eastern Kentucky (4/1)

Career-Highs

Innings Pitched.....7.0, 10x, last vs. Murray State (4/15/19)
Fewest Hits.....0, 11x, last vs. Eastern Illinois (4/20/19)
Most Hits.....9, 4x, last vs. Murray State (4/15/19)
Fewest Runs.....0, 33x, last vs. Eastern Illinois (4/20/19)
Most Runs.....9, vs. UMKC (3/6/16)
Fewest Walks.....0, 43x, last vs. Eastern Illinois (4/20/19)
Strikeouts.....10, vs. Eastern Kentucky (4/1/19)

20 LEAHA WININGER

2019 Season-Highs

At-Bats.....3, vs. Coppin State (3/2)
Runs.....1, 2x, last vs. UMKC (3/8)
Hits.....-
Doubles.....-
Triples.....-
Home Runs.....-
RBI.....-
Stolen Bases.....1, vs. Coppin State (3/2)

YOUR REDHAWKS

SEASON/CAREER STATISTICS



2019 Southeast Missouri Softball
Individual Season/Career Summary for Southeast Missouri (as of Apr 24, 2019)
(All games Sorted by Batting avg)



Record: 35-14 Home: 8-3 Away: 12-6 Neutral: 15-5 OVC: 12-4

Player	SEASON													CAREER													
	Avg	G-GS	AB	R	H	2B	3B	HR	RBI	BB	Hbp	SO	Sb-Att	Avg	G-GS	AB	R	H	2B	3B	HR	RBI	BB	Hbp	SO	Sb-Att	
2 ANDERSON, Rachel	.458	49-49	144	42	66	11	8	10	45	26	2	13	21-27	.414	152-152	447	113	185	32	22	18	104	71	6	54	48-66	
7 ARELLANES, Mykaela	.377	49-49	151	50	57	7	2	7	25	23	4	26	13-14	.352	141-141	438	114	154	24	8	12	64	66	6	72	38-43	
26 ELLIS, Ashley	.359	49-49	142	24	51	5	1	13	48	13	0	34	1-1	.273	149-149	407	47	111	18	4	22	89	42	4	104	5-5	
12 BARNOUSKI, Addison	.356	49-49	135	23	48	9	0	7	34	11	2	25	2-2	.305	140-122	348	63	106	21	2	17	75	25	4	73	13-13	
4 GALLO, Claudia	.354	45-45	113	28	40	8	2	9	23	7	15	15	9-12	.309	122-86	230	46	71	11	6	11	40	13	25	44	13-17	
3 MESSEX, Sarah	.276	49-49	134	32	37	9	2	6	23	16	6	30	5-7	.251	201-201	505	95	127	24	4	17	92	72	20	121	24-34	
14 ANDERSON, Kaylee	.263	36-24	80	18	21	5	1	1	15	1	1	10	4-5	.224	53-27	98	20	22	5	1	1	15	2	1	15	4-5	
21 PENA, Chelsy	.241	38-14	58	8	14	4	0	0	10	2	0	8	2-3	.241	38-14	58	8	14	4	0	0	10	2	0	8	2-3	
17 RHEINECKER, Brooke	.241	33-18	54	12	13	0	0	0	4	2	0	6	6-9	.277	126-80	231	42	64	1	0	0	13	5	1	24	24-32	
24 DONALD, Rachael	.229	42-36	83	6	19	3	0	0	6	7	1	21	0-0	.202	59-38	99	9	20	3	0	0	9	8	2	25	1-1	
8 BANDY, Parker	.222	45-44	108	19	24	4	2	3	18	11	1	31	4-4	.269	145-143	372	61	100	20	7	7	60	45	5	85	12-14	
22 HARRIS, Madison	.161	27-5	31	6	5	0	1	1	4	3	0	3	2-2	.228	112-31	149	34	34	2	1	2	19	17	0	20	8-10	

1 PIERCE, Payton	.250	8-0	4	1	1	1	0	0	0	0	0	1	1-2	.250	8-0	4	1	1	1	0	0	0	0	0	1	1-2	
11 MARTON, Danina	.214	19-1	14	3	3	1	0	0	2	1	0	4	0-1	.250	22-1	16	3	4	1	0	0	2	1	0	4	0-1	
16 CONWAY, Randi Dae	.200	10-1	5	4	1	0	0	0	0	0	0	1	0-0	.203	66-22	59	23	12	1	0	0	2	2	1	17	3-5	
27 GRIFFIN, Anna	.182	19-3	22	3	4	1	0	2	2	5	0	7	0-0	.182	19-3	22	3	4	1	0	2	2	5	0	7	0-0	
18 LONG, Mackenzie	.125	31-1	8	12	1	0	0	0	0	0	0	1	2-2	.120	81-4	25	21	3	0	0	0	2	1	9	5-5		
10 EMERT, Ashley	.091	18-4	11	3	1	0	0	0	0	3	0	5	2-2	.091	18-4	11	3	1	0	0	0	3	0	5	2-2		
20 WININGER, Leah	.000	10-0	8	2	0	0	0	0	0	1	0	1	1-2	.000	10-0	8	2	0	0	0	0	1	0	1	1-2		
6 DAVIS, Marisa	.000	1-0	0	0	0	0	0	0	0	0	0	0	0-0	.000	1-0	0	0	0	0	0	0	0	0	0	0	0-0	
9 ROOK, Rachel	.000	2-2	0	0	0	0	0	0	0	0	0	0	0-0	.000	2-2	0	0	0	0	0	0	0	0	0	0	0-0	
Totals	.311	49-49	1305	296	406	68	19	59	259	132	32	242	75-95														
Opponents	.251	49-49	1197	162	300	41	1	30	149	126	22	248	30-41														

(All games Sorted by Earned run avg)

Player	SEASON													CAREER												
	ERA	W-L	App	GS	CG	Sho	Sv	IP	H	R	ER	BB	SO	ERA	W-L	App	GS	CG	Sho	Sv	IP	H	R	ER	BB	SO
15 THOGMARTIN, Haley	1.91	16-6	33	23	9	3	2	131.2	117	56	36	29	111	2.92	38-25	102	64	18	6	3	365.0	378	201	152	94	248
9 ROOK, Rachel	2.64	8-3	27	9	1	1	2	63.2	56	26	24	26	70	2.81	13-8	53	12	1	1	6	112.0	90	49	45	50	124
5 ESTES, Alexis	3.03	7-2	20	15	0	0	2	57.2	45	29	25	34	31	3.97	16-13	67	37	3	0	4	188.2	195	131	107	91	115
6 DAVIS, Marisa	4.72	1-1	17	1	0	0	0	26.2	32	21	18	14	19	4.72	1-1	17	1	0	0	0	26.2	32	21	18	14	19
14 ANDERSON, Kaylee	4.75	3-2	17	1	0	0	1	35.1	50	30	24	23	17	4.76	3-2	20	1	0	0	1	39.2	55	33	27	24	18

Player	CH	PO	A	E	Fld%	SBA	CSB	SBA%	PB	CI	Ch	PO	A	E	Fld%	SBA	CSB	SBA%	PB	CI
7 ARELLANES, Mykaela	59	56	3	0	1.000	0	0	---	0	0	170	159	6	5	.971	0	0	---	0	0
5 ESTES, Alexis	17	3	14	0	1.000	2	4	.333	0	0	57	7	49	1	.982	15	9	.625	0	0
22 HARRIS, Madison	12	7	5	0	1.000	0	0	---	0	0	22	11	10	1	.955	0	0	---	0	0
20 WININGER, Leah	5	4	1	0	1.000	0	0	---	0	0	5	4	1	0	1.000	0	0	---	0	0
9 ROOK, Rachel	4	2	2	0	1.000	5	3	.625	0	0	14	4	10	0	1.000	8	6	.571	0	0
17 RHEINECKER, Brooke	3	3	0	0	1.000	0	0	---	0	0	40	36	1	3	.925	0	0	---	0	0
11 MARTON, Danina	2	2	0	0	1.000	0	0	---	0	0	2	2	0	0	1.000	0	0	---	0	0
18 LONG, Mackenzie	2	0	2	0	1.000	0	0	---	0	0	9	4	5	0	1.000	0	0	---	0	0
4 GALLO, Claudia	77	76	0	1	.987	0	0	---	0	0	149	142	5	2	.987	0	0	---	0	0
26 ELLIS, Ashley	266	253	9	4	.985	0	0	---	0	0	939	894	33	12	.987	0	0	---	0	0
21 PENA, Chelsy	54	49	4	1	.981	3	3	.500	0	0	54	49	4	1	.981	3	3	.500	0	0
24 DONALD, Rachael	204	186	14	4	.980	23	8	.742	4	2	229	207	18	4	.983	24	9	.727	4	2
2 ANDERSON, Rachel	86	78	6	2	.977	0	0	---	0	0	263	239	20	4	.985	0	0	---	0	0
10 EMERT, Ashley	41	36	4	1	.976	4	0	1.000	1	0	41	36	4	1	.976	4	0	1.000	1	0
3 MESSEX, Sarah	160	74	78	8	.950	0	0	---	0	0	696	305	346	45	.935	3	0	1.000	0	0
12 BARNOUSKI, Addison	121	40	73	8	.934	0	0	---	0	0	276	80	176	20	.928	1	0	1.000	0	0
14 ANDERSON, Kaylee	29	8	19	2	.931	4	3	.571	0	0	43	16	25	2	.953	5	4	.556	0	0
8 BANDY, Parker	104	55	41	8	.923	0	0	---	0	0	433	231	176	26	.940	0	0	---	0	0
15 THOGMARTIN, Haley	17	4	11	2	.882	13	0	1.000	0	0	63	15	43	5	.921	37	6	.860	0	0
6 DAVIS, Marisa	7	2	4	1	.857	6	1	.857	0	0	7	2	4	1	.857	6	1	.857	0	0
27 GRIFFIN, Anna	10	7	1	2	.800	0	0	---	0	0	10	7	1	2	.800	0	0	---	0	0
16 CONWAY, Randi Dae	0	0	0	0	.000	0	0	---	0	0	39	23	13	3	.923	0	0	---	0	0
1 PIERCE, Payton	0	0	0	0	.000	0	0	---	0	0	0	0	0	0	.000	0	0	---	0	0
Totals	1280	945	291	44	.966	30	11	.732	5	2										
Opponents	1327	928	332	67	.950	75	20	.789	4	1										

YOUR REDHAWKS

GAME-BY-GAME HITTING

Opponent	AB	R	H	RBI	2B	3B	HR	BB	IBB	SB	CS	HBP	SAC	SF	GDP	K	PO	A	E	Avg
Southeast Missouri	32	7	12	7	1	1	0	4	0	3	0	0	0	0	0	1	21	4	1	.375
South Dakota State	29	3	7	3	1	0	1	6	0	0	0	1	0	0	0	5	21	9	1	.241
Southeast Missouri	29	5	8	5	3	1	0	3	0	0	0	1	0	0	0	2	21	3	3	.328
Northern Iowa	28	1	5	1	0	0	0	3	0	1	0	1	0	0	0	5	21	11	0	.211
Southeast Missouri	28	16	13	13	0	1	2	9	0	2	0	1	0	0	0	2	15	3	0	.371
Northern Iowa	18	0	4	0	1	0	0	1	0	0	0	0	0	0	0	4	15	6	4	.213
Southeast Missouri	28	7	12	7	2	2	0	3	0	3	1	0	0	0	0	6	21	7	1	.385
Toledo	25	5	6	5	0	0	2	6	0	1	0	1	0	1	0	4	18	6	1	.220
Southeast Missouri	24	1	4	1	1	0	1	1	0	0	1	1	0	0	0	13	21	3	0	.348
Drake	29	6	9	6	0	1	0	4	0	3	0	0	0	1	0	9	21	2	0	.240
Southeast Missouri	14	0	1	0	0	0	0	1	0	0	0	0	1	0	0	2	13	1	2	.323
Wichita State	21	8	9	8	4	0	1	2	0	1	0	0	1	1	0	0	15	4	0	.267
Southeast Missouri	28	10	14	9	0	1	4	2	0	2	0	0	0	0	0	1	15	3	0	.350
Abilene Christian	18	2	4	2	0	0	1	2	0	0	0	0	1	0	0	7	5	2	4	.262
Southeast Missouri	21	3	5	3	3	0	0	1	0	0	0	1	0	0	0	7	14	3	2	.338
Louisiana Tech	26	11	13	11	4	0	0	5	0	3	0	1	1	0	0	8	15	4	1	.294
Southeast Missouri	28	8	10	8	0	1	2	5	0	3	0	0	1	0	0	3	18	2	1	.341
Fairleigh Dickinson	19	0	2	0	0	0	0	3	0	0	0	0	1	0	0	9	18	7	1	.277
Southeast Missouri	29	7	8	3	1	1	1	3	0	4	0	0	0	0	0	1	21	6	1	.333
Mississippi Valley State	25	0	4	0	0	0	0	1	0	0	0	0	1	0	0	9	18	10	4	.265
Southeast Missouri	25	1	4	1	0	0	0	0	0	0	1	0	0	0	0	13	18	4	2	.318
Arkansas	29	7	10	7	1	0	2	3	0	0	0	0	0	1	0	4	21	7	1	.273
Southeast Missouri	27	2	5	2	0	1	0	7	0	3	0	1	0	0	1	10	21	4	4	.307
Drake	29	6	8	6	2	0	0	5	0	2	0	0	1	0	0	4	21	2	2	.274
Southeast Missouri	31	6	10	6	1	0	2	1	0	0	0	0	0	0	0	8	21	4	1	.308
Arkansas	27	1	7	1	0	0	0	5	0	0	0	1	0	0	1	2	21	7	1	.272
Southeast Missouri	29	5	7	5	2	0	2	1	0	2	1	0	0	0	0	7	18	6	2	.303
Drake	23	7	7	6	0	0	0	8	0	2	1	0	2	0	0	4	21	5	2	.275
Southeast Missouri	24	5	3	5	1	0	1	1	0	2	0	0	0	0	0	2	21	6	3	.292
IUPUI	27	3	6	2	0	0	0	3	0	2	0	0	0	1	0	3	18	4	3	.271
Southeast Missouri	25	8	8	6	3	0	1	1	0	5	0	1	0	1	0	2	18	5	1	.299
UL-Monroe	19	0	2	0	1	0	0	3	0	0	2	0	1	0	0	10	6	2	5	.263
Southeast Missouri	34	11	14	9	3	1	3	1	0	0	1	0	0	0	0	5	21	4	2	.308
Central Arkansas	28	7	7	6	1	0	0	3	0	1	0	1	0	0	0	6	21	7	2	.262
Southeast Missouri	31	11	10	8	3	1	0	6	0	3	1	0	0	0	0	3	21	7	1	.309
Coppin State	27	5	8	4	1	0	0	3	0	0	0	1	0	1	1	8	21	12	2	.264
Southeast Missouri	29	4	9	4	1	0	0	3	0	0	0	1	0	0	1	4	18	8	2	.309
Missouri State	31	7	13	6	2	0	1	0	0	1	0	1	0	0	0	6	21	10	2	.274
Southeast Missouri	29	8	9	6	1	0	2	10	0	3	0	1	0	0	0	4	21	10	0	.309
UMKC	25	2	4	2	0	0	0	1	0	1	0	0	0	0	0	6	21	5	0	.268
Southeast Missouri	28	2	8	2	3	0	0	3	0	1	0	3	0	0	1	3	21	6	0	.308
Kansas	23	0	4	0	2	0	0	0	0	0	0	2	1	0	0	2	21	8	1	.264
Southeast Missouri	25	8	8	7	3	0	0	4	0	2	1	0	0	0	0	6	21	7	0	.308
UMKC	25	2	5	2	3	0	1	2	0	0	0	0	1	0	0	13	18	8	2	.261
Southeast Missouri	30	6	9	5	1	0	1	5	0	1	1	1	0	0	0	9	21	8	1	.308
Maine	23	2	3	2	0	0	0	3	0	0	0	0	0	1	1	8	21	10	3	.256
Southeast Missouri	25	2	5	1	0	0	0	2	0	3	0	4	1	0	0	5	21	7	0	.304
Kansas	27	1	6	1	1	0	0	1	0	0	1	0	0	0	0	3	21	4	1	.255
Southeast Missouri	24	5	9	4	1	1	1	1	0	1	0	2	2	1	0	4	21	6	0	.306
Missouri State	26	2	7	2	1	0	1	2	0	0	1	0	0	1	0	5	18	7	1	.255
Southeast Missouri	29	14	14	13	1	0	6	3	0	1	1	0	0	0	0	2	15	8	0	.313
Northern Illinois	18	4	7	3	0	0	1	4	0	0	1	0	2	0	0	2	15	8	1	.259
Southeast Missouri	31	9	13	7	1	2	1	2	0	2	2	0	0	0	1	3	21	8	0	.318
Omaha	27	4	7	4	3	0	2	2	0	0	0	1	0	0	0	5	21	13	0	.259
Southeast Missouri	27	9	10	8	1	1	1	3	0	1	1	1	1	2	0	3	18	8	0	.320
Detroit Mercy	18	0	3	0	0	0	0	1	0	0	0	0	0	0	1	5	18	9	4	.257
Southeast Missouri	19	3	2	1	0	0	1	2	0	0	0	1	0	0	1	1	21	7	0	.315
Omaha	24	1	5	1	1	0	1	0	0	0	0	0	1	0	0	6	18	5	2	.255
Southeast Missouri	29	8	12	7	1	1	0	2	0	8	1	1	2	1	0	6	21	4	0	.318
Tennessee State	25	0	5	0	1	0	0	2	0	1	0	0	0	0	1	10	21	7	0	.253

YOUR REDHAWKS

GAME-BY-GAME HITTING

Southeast Missouri	31	11	14	10	3	0	0	5	0	7	0	0	0	1	0	1	18	9	1	.323
Tennessee State	17	1	2	0	0	0	0	2	0	0	0	0	1	0	1	2	18	3	3	.250
Southeast Missouri	28	3	6	2	0	0	2	1	0	0	0	0	0	0	0	10	21	5	0	.320
Belmont	24	2	3	2	0	0	2	2	0	0	0	2	0	0	0	3	21	6	1	.246
Southeast Missouri	25	0	4	0	0	0	0	1	0	0	0	0	0	0	0	8	18	8	1	.315
Belmont	25	7	8	7	0	0	1	3	0	1	1	1	0	0	0	3	21	7	0	.248
Southeast Missouri	28	4	10	4	1	0	2	3	2	2	0	3	0	0	0	6	21	4	2	.316
Eastern Kentucky	25	1	3	1	1	0	0	1	0	0	0	1	0	0	0	10	18	12	0	.245
Southeast Missouri	28	9	11	8	4	0	2	3	0	1	0	1	0	0	0	6	21	8	0	.319
Eastern Kentucky	29	7	10	7	0	0	1	4	0	1	1	0	0	1	0	2	18	5	1	.248
Southeast Missouri	32	14	12	12	5	1	3	5	0	1	0	2	0	1	0	6	21	1	1	.320
SIU Edwardsville	28	1	6	1	1	0	0	1	0	1	0	1	0	0	0	6	21	4	3	.247
Southeast Missouri	28	3	11	3	4	0	0	4	0	1	2	0	1	0	0	2	18	11	0	.322
SIU Edwardsville	20	4	7	3	1	0	0	4	0	0	2	0	2	1	0	2	21	7	0	.249
Southeast Missouri	24	1	5	1	0	0	0	1	0	0	0	1	2	0	0	4	21	7	0	.320
UT Martin	22	0	3	0	0	0	0	0	0	0	0	0	0	0	1	3	21	7	0	.247
Southeast Missouri	31	6	11	6	1	0	3	0	0	2	0	1	0	0	0	4	21	12	1	.321
UT Martin	27	0	8	0	0	0	0	1	0	0	1	1	1	0	0	2	21	9	0	.248
Southeast Missouri	24	2	4	2	2	0	0	1	0	1	0	0	0	1	0	11	21	8	1	.317
Austin Peay	26	5	7	4	2	0	0	2	0	1	0	2	1	1	1	6	21	3	0	.248
Southeast Missouri	21	9	9	7	1	0	2	1	0	0	0	0	0	0	0	6	15	4	0	.320
Austin Peay	18	0	4	0	1	0	0	1	0	1	0	0	0	0	1	2	12	1	2	.248
Southeast Missouri	26	4	5	4	0	0	3	2	0	1	0	0	0	0	0	8	21	7	4	.317
Murray State	30	8	9	7	2	0	2	3	2	1	0	0	2	0	0	2	21	4	0	.250
Southeast Missouri	23	9	10	9	1	0	4	3	0	0	0	0	1	0	0	4	15	4	0	.319
Murray State	17	1	2	1	0	0	1	2	0	0	0	0	0	0	0	3	14	7	0	.247
Southeast Missouri	28	3	7	3	0	0	1	1	0	0	1	1	1	0	0	4	21	8	2	.317
Southern Illinois	28	9	10	8	0	0	3	6	0	1	0	1	2	0	0	1	21	7	2	.250
Southeast Missouri	24	4	5	4	2	0	0	3	0	3	0	0	1	0	0	4	21	5	1	.315
Saint Louis	26	3	4	2	0	0	2	0	0	0	0	0	0	0	0	7	18	12	1	.248
Southeast Missouri	23	11	10	10	1	0	3	2	0	0	1	1	0	0	0	1	15	4	0	.317
Eastern Illinois	21	3	7	3	0	0	0	0	0	0	0	0	1	0	0	4	12	4	4	.250
Southeast Missouri	25	8	8	7	2	2	1	4	0	1	1	0	1	0	0	3	21	12	0	.317
Eastern Illinois	27	5	6	4	2	0	1	2	0	0	0	1	0	0	0	7	18	10	3	.249
Southeast Missouri	22	3	2	3	0	0	1	2	0	1	0	1	0	0	0	7	18	4	1	.314
Missouri	22	4	5	4	0	0	2	2	0	2	0	1	0	0	0	5	21	7	0	.249
Southeast Missouri	23	1	4	0	2	0	0	0	0	0	2	0	0	0	0	9	18	8	0	.311
Missouri	26	4	9	4	1	0	1	6	0	2	0	0	1	0	0	6	21	10	1	.251
Southeast Missouri																				
Tennessee Tech																				
Southeast Missouri																				
Tennessee Tech																				
Southeast Missouri																				
Jacksonville State																				
Southeast Missouri																				
Jacksonville State																				
Southeast Missouri																				
Saint Louis																				
Southeast Missouri																				
Morehead State																				
Southeast Missouri																				
Morehead State																				

YOUR REDHAWKS

GAME-BY-GAME PITCHING

Opponent	IP	H	R	ER	BB	SO	2B	3B	HR	WP	BK	HBP	DP	IBB	Score	W-L	SV	ERA
Southeast Missouri	7.0	7	3	3	6	5	1	0	1	0	0	1	0	0	7-3	1-0	0	3.86
South Dakota State	7.0	12	7	7	4	1	1	1	0	1	0	0	0	0	3-7	0-1	0	9.00
Southeast Missouri	7.0	5	1	1	3	5	0	0	0	1	0	1	0	0	5-1	2-0	0	2.57
Northern Iowa	7.0	8	5	5	3	2	3	1	0	1	0	1	0	0	1-5	0-2	0	7.71
Southeast Missouri	5.0	4	0	0	1	4	1	0	0	0	0	0	1	0	16-0	3-0	0	1.89
Northern Iowa	5.0	13	16	8	9	2	0	1	2	1	0	1	0	0	0-16	0-3	0	9.47
Southeast Missouri	7.0	6	5	5	6	4	0	0	2	2	0	1	1	0	7-5	4-0	1	3.12
Toledo	6.0	12	7	7	3	6	2	2	0	1	0	0	0	0	5-7	0-4	0	9.72
Southeast Missouri	7.0	9	6	6	4	9	0	1	0	0	0	0	0	0	1-6	4-1	1	4.09
Drake	7.0	4	1	1	1	13	1	0	1	1	0	1	0	0	6-1	1-4	0	7.88
Southeast Missouri	4.1	9	8	6	2	0	4	0	1	0	0	0	0	0	0-8	4-2	1	5.06
Wichita State	5.0	1	0	0	1	2	0	0	0	0	0	0	1	0	8-0	2-4	0	6.81
Southeast Missouri	5.0	4	2	2	2	7	0	0	1	0	0	0	0	0	10-2	5-2	1	4.89
Abilene Christian	4.1	14	10	10	2	1	0	1	4	0	1	0	0	0	2-10	2-5	0	8.27
Southeast Missouri	4.2	13	11	9	5	8	4	0	0	1	0	1	0	0	3-11	5-3	1	6.13
Louisiana Tech	5.0	5	3	0	1	7	3	0	0	0	0	1	0	0	11-3	3-5	0	7.38
Southeast Missouri	6.0	2	0	0	3	9	0	0	0	1	0	0	1	0	8-0	6-3	1	5.43
Fairleigh Dickinson	6.0	10	8	8	5	3	0	1	2	0	0	0	0	0	0-8	3-6	0	7.91
Southeast Missouri	7.0	4	0	0	1	9	0	0	0	0	0	0	0	0	7-0	7-3	1	4.80
Mississippi Valley State	6.0	8	7	3	3	1	1	1	1	0	0	0	0	0	0-7	3-7	0	7.56
Southeast Missouri	6.0	10	7	3	3	4	1	0	2	0	0	0	0	0	1-7	7-4	1	3.71
Arkansas	7.0	4	1	0	0	13	0	0	0	1	0	0	0	0	7-1	4-7	0	5.25
Southeast Missouri	7.0	8	6	3	5	4	2	0	0	0	0	0	0	0	2-6	7-5	1	3.64
Drake	7.0	5	2	2	7	10	0	1	0	1	0	1	1	0	6-2	5-7	0	4.94
Southeast Missouri	7.0	7	1	1	5	2	0	0	0	1	0	1	1	0	6-1	8-5	2	3.41
Arkansas	7.0	10	6	5	1	8	1	0	2	0	0	0	0	0	1-6	5-8	0	4.94
Southeast Missouri	6.0	7	7	3	8	4	0	0	0	0	0	0	0	0	5-7	8-6	2	3.42
Drake	7.0	7	5	5	1	7	2	0	2	0	0	0	0	0	7-5	6-8	1	4.95
Southeast Missouri	7.0	6	3	1	3	3	0	0	0	1	0	0	1	0	5-3	9-6	2	3.24
IUPUI	6.0	3	5	1	1	2	1	0	1	0	0	0	1	0	3-5	6-9	1	4.70
Southeast Missouri	6.0	2	0	0	3	10	1	0	0	1	0	0	0	0	8-0	10-6	2	3.04
UL-Monroe	5.2	8	8	6	1	2	3	0	1	0	0	1	0	0	0-8	6-10	1	4.87
Southeast Missouri	7.0	7	7	6	3	6	1	0	0	0	0	1	0	0	11-7	11-6	2	3.24
Central Arkansas	7.0	14	11	10	1	5	3	1	3	2	0	0	0	0	7-11	6-11	1	5.22
Southeast Missouri	7.0	8	5	5	3	8	1	0	0	0	0	1	2	0	11-5	12-6	2	3.35
Coppin State	7.0	10	11	9	6	3	3	1	0	2	0	0	0	0	5-11	6-12	1	5.45
Southeast Missouri	6.0	13	7	4	0	6	2	0	1	0	0	1	0	0	4-7	12-7	2	3.41
Missouri State	7.0	9	4	3	3	4	1	0	0	0	0	1	2	0	7-4	7-12	2	5.31
Southeast Missouri	7.0	4	2	2	1	6	0	0	0	0	0	0	0	0	8-2	13-7	2	3.33
UMKC	7.0	9	8	8	10	4	1	0	2	3	0	1	0	0	2-8	7-13	2	5.46
Southeast Missouri	7.0	4	0	0	0	2	2	0	0	1	0	2	1	0	2-0	14-7	2	3.16
Kansas	7.0	8	2	2	3	3	3	0	0	0	0	3	2	0	0-2	7-14	2	5.28
Southeast Missouri	7.0	5	2	2	2	13	3	0	1	1	0	0	0	0	8-2	15-7	3	3.10
UMKC	6.0	8	8	6	4	6	3	0	0	0	0	0	1	0	2-8	7-15	2	5.35
Southeast Missouri	7.0	3	2	2	3	8	0	0	0	0	0	0	1	0	6-2	16-7	3	3.05
Maine	7.0	9	6	6	5	9	1	0	1	1	0	1	0	0	2-6	7-16	2	5.38
Southeast Missouri	7.0	6	1	1	1	3	1	0	0	0	0	0	0	0	2-1	17-7	3	2.95
Kansas	7.0	5	2	2	2	5	0	0	0	0	0	4	0	0	1-2	7-17	2	5.23
Southeast Missouri	7.0	7	2	2	2	5	1	0	1	0	0	0	0	0	5-2	18-7	4	2.91
Missouri State	6.0	9	5	4	1	4	1	1	1	0	0	2	1	0	2-5	7-18	2	5.21
Southeast Missouri	5.0	7	4	4	4	2	0	0	1	0	0	0	0	0	14-4	19-7	4	2.99
Northern Illinois	5.0	14	14	13	3	2	1	0	6	1	0	0	0	0	4-14	7-19	2	5.60
Southeast Missouri	7.0	7	4	4	2	5	3	0	2	1	0	1	1	0	9-4	20-7	4	3.03
Omaha	7.0	13	9	9	2	3	1	2	1	2	0	0	1	0	4-9	7-20	2	5.74
Southeast Missouri	6.0	3	0	0	1	5	0	0	0	0	0	0	1	0	9-0	21-7	4	2.93
Detroit Mercy	6.0	10	9	6	3	3	1	1	1	0	0	1	0	0	0-9	7-21	2	5.78
Southeast Missouri	7.0	5	1	1	0	6	1	0	1	1	0	0	1	0	3-1	22-7	5	2.86
Omaha	6.0	2	3	1	2	1	0	0	1	0	0	1	1	0	1-3	7-22	2	5.63
Southeast Missouri	7.0	5	0	0	2	10	1	0	0	1	0	0	1	0	8-0	23-7	5	2.76
Tennessee State	7.0	12	8	8	2	6	1	1	0	0	0	1	0	0	0-8	7-23	2	5.72

YOUR REDHAWKS

GAME-BY-GAME PITCHING

Southeast Missouri	6.0	2	1	1	2	2	0	0	0	2	0	0	3	0	11-1	24-7	5	2.71
Tennessee State	6.0	14	11	9	5	1	3	0	0	1	0	0	0	0	1-11	7-24	2	5.87
Southeast Missouri	7.0	3	2	2	2	3	0	0	2	0	0	2	0	0	3-2	25-7	6	2.68
Belmont	7.0	6	3	3	1	10	0	0	2	3	0	0	1	0	2-3	7-25	2	5.77
Southeast Missouri	6.0	8	7	6	3	3	0	0	1	1	0	1	0	0	0-7	25-8	6	2.81
Belmont	7.0	4	0	0	1	8	0	0	0	1	0	0	0	0	7-0	8-25	2	5.58
Southeast Missouri	7.0	3	1	0	1	10	1	0	0	0	0	1	0	0	4-1	26-8	6	2.72
Eastern Kentucky	6.0	10	4	4	3	6	1	0	2	0	0	3	0	2	1-4	8-26	2	5.55
Southeast Missouri	7.0	10	7	7	4	2	0	0	1	2	0	0	0	0	9-7	27-8	7	2.85
Eastern Kentucky	6.0	11	9	9	3	6	4	0	2	0	0	1	0	0	7-9	8-27	2	5.68
Southeast Missouri	7.0	6	1	0	1	6	1	0	0	0	0	1	0	0	14-1	28-8	7	2.76
SIU Edwardsville	7.0	12	14	13	5	6	5	1	3	0	0	2	1	0	1-14	8-28	2	5.91
Southeast Missouri	6.0	7	4	4	4	2	1	0	0	1	0	0	0	0	3-4	28-9	7	2.81
SIU Edwardsville	7.0	11	3	3	4	2	4	0	0	0	0	0	0	0	4-3	9-28	2	5.82
Southeast Missouri	7.0	3	0	0	0	3	0	0	0	0	0	0	1	0	1-0	29-9	7	2.73
UT Martin	7.0	5	1	1	1	4	0	0	0	0	0	1	0	0	0-1	9-29	2	5.68
Southeast Missouri	7.0	8	0	0	1	2	0	0	0	0	0	1	0	0	6-0	30-9	7	2.66
UT Martin	7.0	11	6	6	0	4	1	0	3	0	0	1	0	0	0-6	9-30	2	5.69
Southeast Missouri	7.0	7	5	4	2	6	2	0	0	1	0	2	1	0	2-5	30-10	7	2.69
Austin Peay	7.0	4	2	2	1	11	2	0	0	0	0	0	0	0	5-2	10-30	2	5.59
Southeast Missouri	5.0	4	0	0	1	2	1	0	0	0	0	0	1	0	9-0	31-10	7	2.64
Austin Peay	4.0	9	9	7	1	6	1	0	2	1	0	0	0	0	0-9	10-31	2	5.69
Southeast Missouri	7.0	9	8	2	3	2	2	0	2	0	0	0	1	2	4-8	31-11	7	2.62
Murray State	7.0	5	4	4	2	8	0	0	3	0	0	0	0	0	8-4	11-31	2	5.65
Southeast Missouri	5.0	2	1	1	2	3	0	0	1	0	0	0	0	0	9-1	32-11	7	2.60
Murray State	4.2	10	9	9	3	4	1	0	4	0	0	0	0	0	1-9	11-32	2	5.78
Southeast Missouri	7.0	10	9	9	6	1	0	0	3	0	0	1	0	0	3-9	32-12	7	2.76
Southern Illinois	7.0	7	3	1	1	4	0	0	1	1	0	1	0	0	9-3	12-32	2	5.66
Southeast Missouri	7.0	4	3	2	0	7	0	0	2	0	0	0	0	0	4-3	33-12	8	2.74
Saint Louis	6.0	5	4	3	3	4	2	0	0	0	0	0	0	0	3-4	12-33	2	5.62
Southeast Missouri	5.0	7	3	3	0	4	0	0	0	0	0	0	0	0	11-3	34-12	7	2.77
Eastern Illinois	4.0	10	11	9	2	1	1	0	3	1	0	1	0	0	3-11	12-34	2	5.76
Southeast Missouri	7.0	6	5	5	2	7	2	0	1	3	0	1	0	0	8-5	35-12	7	2.82
Eastern Illinois	6.0	8	8	5	4	3	2	2	1	0	0	0	1	0	5-8	12-35	2	5.76
Southeast Missouri	6.0	5	4	3	2	5	0	0	2	0	0	1	1	0	3-4	35-13	7	2.83
Missouri	7.0	2	3	3	2	7	0	0	1	0	0	1	0	0	4-3	13-35	3	5.70
Southeast Missouri	6.0	9	4	2	6	6	1	0	1	1	0	0	0	0	1-4	35-14	7	2.82
Missouri	7.0	4	1	1	0	9	2	0	0	0	0	0	0	0	4-1	14-35	4	5.59
Southeast Missouri																		
Tennessee Tech																		
Southeast Missouri																		
Tennessee Tech																		
Southeast Missouri																		
Jacksonville State																		
Southeast Missouri																		
Jacksonville State																		
Southeast Missouri																		
Saint Louis																		
Southeast Missouri																		
Morehead State																		
Southeast Missouri																		
Morehead State																		

YOUR REDHAWKS

GAME-BY-GAME LINEUPS

Opponent	P	C	1B	2B	3B	SS	LF	CF	RF	DP
South Dakota State	Thogmartin	Donald	Ellis	Bandy	Barnouski	Messex	Gallo	R. Anderson	Arellanes	Rheinecker
Northern Iowa	Estes	Emert	Ellis	Bandy	Barnouski	Messex	Gallo	R. Anderson	Arellanes	Harris
Northern Iowa	Thogmartin	Donald	Ellis	Bandy	Barnouski	Messex	Gallo	R. Anderson	Arellanes	Rheinecker
Toledo	Estes	Pena	Ellis	Bandy	Barnouski	Messex	Gallo	R. Anderson	Arellanes	K. Anderson
Drake	Thogmartin	Pena	Ellis	Bandy	Barnouski	Messex	Gallo	R. Anderson	Arellanes	Rheinecker
Wichita State	Estes	Donald	Ellis	Bandy	Barnouski	Messex	Gallo	R. Anderson	Arellanes	Rheinecker
Abilene Christian	Thogmartin	Emert	Ellis	Bandy	Barnouski	Messex	Gallo	R. Anderson	Arellanes	K. Anderson
Louisiana Tech	Rook	Donald	Ellis	Bandy	Barnouski	Messex	Gallo	R. Anderson	Arellanes	Conway
Fairleigh Dickinson	Estes	Emert	Ellis	Bandy	Barnouski	Messex	Gallo	R. Anderson	Arellanes	Harris
Mississippi Valley State	Thogmartin	Donald	Ellis	Bandy	Barnouski	Messex	Gallo	R. Anderson	Arellanes	Rheinecker
Arkansas	Rook	Donald	Ellis	Bandy	Barnouski	Messex	Gallo	R. Anderson	Arellanes	Rheinecker
Drake	Thogmartin	Donald	Ellis	Bandy	Barnouski	Messex	Gallo	R. Anderson	Arellanes	K. Anderson
Arkansas	Rook	Donald	Ellis	Bandy	Barnouski	Messex	Gallo	R. Anderson	Arellanes	K. Anderson
Drake	Estes	Donald	Ellis	Bandy	Barnouski	Messex	Gallo	R. Anderson	Arellanes	K. Anderson
IUPUI	Thogmartin	Emert	Ellis	Harris	Barnouski	Messex	Gallo	R. Anderson	Arellanes	Rheinecker
UL Monroe	Rook	Pena	Ellis	K. Anderson	Barnouski	Messex	Gallo	R. Anderson	Arellanes	Bandy
Central Arkansas	Davis	Donald	Ellis	Bandy	Barnouski	Messex	Rheinecker	R. Anderson	Arellanes	Griffin
Coppin State	K. Anderson	Pena	Ellis	Harris	Barnouski	Messex	Rheinecker	R. Anderson	Arellanes	Griffin
Missouri State	Rook	Donald	Ellis	Bandy	Barnouski	Messex	Rheinecker	R. Anderson	Arellanes	K. Anderson
UMKC	Thogmartin	Donald	Ellis	Bandy	Barnouski	Messex	Gallo	R. Anderson	Arellanes	Pena
Kansas	Rook	Pena	Ellis	Bandy	Barnouski	Messex	Gallo	R. Anderson	Arellanes	K. Anderson
UMKC	Estes	Donald	Ellis	Bandy	Barnouski	Messex	Marton	R. Anderson	Arellanes	Pena
Maine	Estes	Donald	Ellis	Bandy	Barnouski	Messex	Gallo	R. Anderson	Arellanes	K. Anderson
Kansas	Thogmartin	Donald	Ellis	Bandy	Barnouski	Messex	Gallo	R. Anderson	Arellanes	Rheinecker
Missouri State	Estes	Donald	Ellis	Bandy	Barnouski	Messex	Gallo	R. Anderson	Arellanes	Pena
Northern Illinois	Rook	Donald	Ellis	Bandy	Barnouski	Messex	Gallo	R. Anderson	Arellanes	Rheinecker
Omaha	Estes	Pena	Ellis	K. Anderson	Barnouski	Messex	Gallo	R. Anderson	Arellanes	Griffin
Detroit Mercy	Estes	Donald	Ellis	Bandy	Barnouski	Messex	Gallo	R. Anderson	Arellanes	K. Anderson
Omaha	Thogmartin	Pena	Ellis	Harris	Barnouski	Messex	Gallo	R. Anderson	Arellanes	Rheinecker
Tennessee State	Thogmartin	Donald	Ellis	Bandy	Barnouski	Messex	Gallo	R. Anderson	Arellanes	Pena
Tennessee State	Estes	Donald	Ellis	Bandy	Barnouski	Messex	Gallo	R. Anderson	Arellanes	K. Anderson
Belmont	Thogmartin	Donald	Ellis	Bandy	Barnouski	Messex	Gallo	R. Anderson	Arellanes	Rheinecker
Belmont	Estes	Donald	Ellis	Bandy	Barnouski	Messex	Gallo	R. Anderson	Arellanes	Rheinecker
Eastern Kentucky	Thogmartin	Donald	Ellis	Bandy	Barnouski	Messex	Gallo	R. Anderson	Arellanes	Rheinecker
Eastern Kentucky	Estes	Donald	Ellis	Bandy	Barnouski	Messex	Gallo	R. Anderson	Arellanes	K. Anderson
SIU Edwardsville	Thogmartin	Donald	Ellis	Bandy	Barnouski	Messex	Gallo	R. Anderson	Arellanes	Rheinecker
SIU Edwardsville	Estes	Donald	Ellis	Bandy	Barnouski	Messex	Gallo	R. Anderson	Arellanes	K. Anderson
UT Martin	Thogmartin	Donald	Ellis	Bandy	Barnouski	Messex	Gallo	R. Anderson	Arellanes	K. Anderson
UT Martin	Rook	Donald	Ellis	Bandy	Barnouski	Messex	Gallo	R. Anderson	Arellanes	K. Anderson
Austin Peay	Rook	Donald	Ellis	Bandy	Barnouski	Messex	Gallo	R. Anderson	Arellanes	K. Anderson
Austin Peay	Thogmartin	Donald	Ellis	Bandy	Barnouski	Messex	Gallo	R. Anderson	Arellanes	K. Anderson
Murray State	Thogmartin	Donald	Ellis	Bandy	Barnouski	Messex	Gallo	R. Anderson	Arellanes	Rheinecker
Murray State	Estes	Pena	Ellis	K. Anderson	Barnouski	Messex	Gallo	R. Anderson	Arellanes	Bandy
Southern Illinois	Thogmartin	Donald	Ellis	Bandy	Barnouski	Messex	Gallo	R. Anderson	Arellanes	K. Anderson
Saint Louis	Thogmartin	Donald	Ellis	Bandy	Barnouski	Messex	Gallo	R. Anderson	Arellanes	K. Anderson
Eastern Illinois	Thogmartin	Donald	Ellis	Bandy	Barnouski	Messex	Gallo	R. Anderson	Arellanes	K. Anderson
Eastern Illinois	Thogmartin	Long	Ellis	Bandy	Barnouski	Messex	Gallo	R. Anderson	Arellanes	Pena
Missouri	Thogmartin	Donald	Ellis	Bandy	Barnouski	Messex	Gallo	R. Anderson	Arellanes	K. Anderson
Missouri	Estes	Donald	Ellis	Bandy	Barnouski	Messex	Gallo	R. Anderson	Arellanes	Pena
Tennessee Tech										
Tennessee Tech										
Jacksonville State										
Jacksonville State										
Saint Louis										
Morehead State										
Morehead State										

YOUR REDHAWKS

2019 STATISTICS

HITTING GAME HIGHS

At bats:	34
Runs scored:	16
Hits:	14
RBIs:	13
Doubles:	5
Triples:	2
Home runs:	6
Total bases:	33
Walks:	10
Strikeouts:	13
Sac hits:	2
Sac flies:	2
Stolen bases:	8
Hit by pitch:	4
Caught stealing:	2
Runners LOB:	12
Hit into DP:	2

FIELDING GAME HIGHS

Putouts:	21
Assists:	12
Errors:	4
Passed balls:	1
DPs turned:	3

PITCHING GAME HIGHS

Innings pitched:	70
Runs allowed:	11
Earned runs:	9
Walks allowed:	8
Strikeouts:	13
Hits allowed:	13
Doubles allowed:	4
Triples allowed:	1
Homers allowed:	3
Wild pitches:	3
Hit batters:	2

INDIVIDUAL HITTING GAME HIGHS

At bats:	5
Runs scored:	5
Hits:	4
RBIs:	4
Doubles:	2
Triples:	1
Home runs:	2
Total bases:	11
Walks:	3
Strikeouts:	3
Sac hits:	1
Sac flies:	1
Stolen bases:	3
Hit by pitch:	2
Caught stealing:	1
Runners LOB:	5

INDIVIDUAL FIELDING GAME HIGHS

Putouts:	13
Assists:	6
Errors:	3
Passed balls:	1

INDIVIDUAL PITCHING GAME HIGHS

Innings pitched:	70
Runs allowed:	8
Earned runs:	6
Walks allowed:	4
Strikeouts:	10
Hits allowed:	9
Doubles allowed:	2
Triples allowed:	1
Homers allowed:	2
Wild pitches:	2
Hit batters:	2

at Central Arkansas (03-01-19)
at UNI (02-09-19)
(4 games)
(2 games)
at SIUE (04-06-19)
(3 games)
vs Northern Illinois (03-16-19 at St. Louis, Mo.)
vs Northern Illinois (03-16-19 at St. Louis, Mo.)
vs UMKC (03-08-19 at Lawrence, Kan.)
(2 games)
(3 games)
vs Detroit Mercy (03-17-19 at St. Louis, Mo.)
at Tennessee State (03-23-19)
at Kansas (03-10-19)
(3 games)
(2 games)
(2 games)

(30 games)
(2 games)
vs Murray State (04-15-19)
(5 games)
at Tennessee State (03-23-19)

(30 games)
at Louisiana Tech (02-16-19)
(2 games)
vs Drake (02-23-19 at Fayetteville, Ark.)
vs UMKC (03-09-19 at Lawrence, Kan.)
(2 games)
(2 games)
vs Drake (02-10-19 at Cedar Falls, Iowa)
vs Southern Illinois (04-16-19)
vs Eastern Illinois (04-20-19)
(3 games)

(2 games)
ARELLANES, Mykaela at SIUE (04-06-19)
ARELLANES, Mykaela at SIUE (04-06-19)
(7 games)
(3 games)
(19 games)
(3 games)
ARELLANES, Mykaela at SIUE (04-06-19)
ARELLANES, Mykaela at UNI (02-09-19)
(4 games)
(16 games)
(8 games)
(2 games)
(4 games)
(20 games)
(2 games)

DONALD, Rachael vs UMKC (03-09-19)
MESSEX, Sarah at UT Martin (04-10-19)
BARNOUSKI, Addison at UNI (02-08-19)
(5 games)

(6 games)
THOGMARTIN, Haley vs Murray State (04-15-19)
THOGMARTIN, Haley vs Drake (02-10-19)
(4 games)
THOGMARTIN, Haley vs Eastern Kentucky (04-01-19)
THOGMARTIN, Haley vs Murray State (04-15-19)
(9 games)
THOGMARTIN, Haley vs Drake (02-10-19)
(7 games)
(2 games)
(3 games)

SOUTHEAST MISSOURI'S RECORD

Overall:	35-14
At Home:	8-3
On the Road:	12-6
At Neutral Sites:	15-5
Against Non-OVC Opponents:	23-10
Against OVC Opponents:	12-4
In Home OVC Games:	6-2
In Away OVC Games:	6-2
vs. Ranked Teams:	1-1
In February:	9-6
In March:	16-2
In April:	10-6
In May:	0-0
On Mondays:	3-1
On Tuesdays:	0-3
On Wednesdays:	3-0
On Thursdays:	1-1
On Fridays:	9-3
On Saturdays:	13-4
On Sundays:	6-2
In Day Games:	30-12
In Night Games:	5-2
In Extra Inning Games:	0-0
When Redhawks Score First:	27-3
When Opponents Score First:	8-11
vs. Left-Handed Starter:	3-4
vs. Right-Handed Starter:	32-10
In 1-Run Games:	4-2
In 2-Run Games:	5-1
In 5+ Run Games:	19-6
Shutouts:	10-2
When Leading After Six Innings:	23-0
When Trailing After Six Innings:	1-12
When Tied After Six Innings:	1-0
When Redhawks Starter Goes 6 or more Innings:	5-2
When Redhawks Get 10 or more Hits:	19-1
When Redhawks Outthit Opponents:	32-1
When Redhawks Get Outthit:	3-12
When Hits are Tied:	0-1
When Scoring 0-2 Runs:	3-7
When Scoring 3-5 Runs:	7-7
When Scoring 6-9 Runs:	17-0
When Scoring 10+ Runs:	8-0
When Opponents Score 0-2 Runs:	24-0
When Opponents Score 3-5 Runs:	9-4
When Opponents Score 6-9 Runs:	2-9
When Opponents Score 10+ Runs:	0-1
Without Hitting a Home Run:	11-9
When Hitting 1 Home Run:	9-3
When Hitting 2+ Home Runs:	15-2
Committing 0 Errors:	19-3
Committing 1 Error:	12-3
Committing 2+ Errors:	4-8