

YOUR REDHAWKS

2019 SOUTHEAST MISSOURI SOFTBALL

GAMES
20-24



JAYHAWK CLASSIC

Dates.....Friday-Sunday, March 8-10, 2019
Location.....Lawrence, Kan.
Facility.....Arrocha Ballpark (1,100)
Participating Teams.....Southeast Missouri (12-7),
Kansas (4-14), UMKC (13-5), Maine (2-7)

Series Records.....vs. Kansas (0-4); vs. UMKC (7-4);
vs. Maine (3-2)
Live Stats.....KU Athletics.com
Video.....ESPN+ (vs. Kansas, Mar. 8)
Head Coach.....Mark Redburn (269-341 overall;
103-114 at SEMO; 45-50 OVC)

Strategic Communications
Jeff Honza
Assistant Director of Athletics
Phone: (573) 651-2933
Email: redhawk1@me.com

Tournament Schedule

Friday.....vs. UMKC, 1:30 p.m., CT
at Kansas, 4 p.m., CT
Saturday.....vs. UMKC, 11 a.m., CT
at Kansas, 6:30 p.m., CT
Sunday.....vs. Maine, 9 a.m., CT

GOSOUTHEAST.COM

#LETSSOAR

2019 SCHEDULE/RESULTS

February (9-6)

8	vs. South Dakota State !	W, 7-3
8	at Northern Iowa !	W, 5-1
9	at Northern Iowa !	W, 16-0 (5)
9	vs. Toledo !	W, 7-5
10	vs. Drake !	L, 1-6
15	vs. Wichita State @	L, 0-8 (5)
15	vs. Abilene Christian @	W, 10-2 (5)
16	at Louisiana Tech @	L, 3-11 (5)
16	vs. Fairleigh Dickinson @	W, 8-0 (6)
17	vs. Mississippi Valley State @	W, 7-0
21	at #12 Arkansas # SEC NETWORK+	L, 1-7
22	vs. Drake #	L, 2-6
22	at #12 Arkansas #	W, 6-1
23	vs. Drake #	L, 5-7
23	vs. IUPUI #	W, 5-3

March (3-1, 0-0 OVC)

1	vs. UL-Monroe \$	W, 8-0 (6)
1	at Central Arkansas \$	W, 11-7
2	vs. Coppin State \$	W, 11-5
2	vs. Missouri State \$	L, 4-7
5	Loyola-Chicago (DH) ESPN+	Cancelled
8	vs. UMKC %	1:30 p.m.
8	at Kansas % ESPN+	4 p.m.
9	vs. UMKC %	11 a.m.
9	at Kansas %	6:30 p.m.
10	vs. Maine %	9 a.m.
14	Missouri State ESPN+	1 p.m.
16	vs. Northern Illinois &	Noon
16	vs. Omaha &	6:30 p.m.
17	vs. Detroit-Mercy &	Noon
17	vs. Omaha &	2 p.m.
20	Southern Illinois ESPN+	3 p.m.
23	at Tennessee State* (DH)	1 p.m.
24	at Belmont* (DH)	1 p.m.
29	Morehead State* (DH) ESPN+	1 p.m.
31	Eastern Kentucky* (DH) ESPN+	1 p.m.

April (0-0, 0-0 OVC)

6	at SIU Edwardsville* (DH)	1 p.m.
9	at UT Martin* (DH)	4 p.m.
12	Austin Peay* (DH) ESPN+	2 p.m.
14	Murray State* (DH) ESPN+	1 p.m.
19	Eastern Illinois* (DH)	2 p.m.
23	at Missouri (DH)	4 p.m.
26	at Tennessee Tech* (DH)	4 p.m.
28	at Jacksonville State* (DH)	1 p.m.

May (0-0)

8-11	OVC Tournament	Oxford, Ala.
------	----------------	--------------

! - UNI Dome Classic (Cedar Falls, Iowa); @ - Louisiana Tech Invitational (Ruston, La.); # - Razorback Invitational (Fayetteville, Ark.); UCA Classic (Conway, Ark.); % - Jayhawk Classic (Lawrence, Kan.); & - Billiken Spring Tournament (St. Louis, Mo.)
• - Denotes Ohio Valley Conference Game
Home Games in **Bold**
All Times Central and Subject to Change

Redhawks Head to Kansas

Southeast Missouri (12-7) will compete in the Jayhawk Classic hosted by the University of Kansas this weekend. The Redhawks will play five games at the three-day event which also includes host Kansas (4-14), UMKC (13-5) and Maine (2-7).

Follow the Redhawks

Live stats for this weekend's tournament will be available online at KU Athletics.com. Video for the Redhawks game against Kansas on Mar. 8 can be accessed on ESPN+. Twitter updates provided @SEMOsoftball.

Heating Up

Southeast Missouri enters the weekend after winning five of its last seven contests. The Redhawks recently went 3-1 at the Central Arkansas Adam Brown Memorial Shamrock Classic (Mar. 1-2). SEMO's 12 wins this season are currently most in the Ohio Valley Conference. The Redhawks and Austin Peay (11-9) are the only two OVC schools with over 10 wins to date.

Anderson Ties Career Triples Record

Junior center fielder Rachel Anderson tied Southeast Missouri's all-time career triples record when she collected her 18th triple during her second at-bat of the game against Central Arkansas (Mar. 1). Anderson leads the Ohio Valley Conference and ranks second in the nation with four triples this year. She shares SEMO's record with Kathy Rediger (18 triples, 1981-84).

Home-Opener vs. Loyola-Chicago Cancelled

Southeast Missouri's home-opener against Loyola-Chicago, initially scheduled for Mar. 5, was cancelled due to frigid weather conditions in Cape Girardeau. The doubleheader will not be rescheduled. SEMO's first home game is slated for Mar. 14 vs. Missouri State.

Long Stretch

Including this weekend, Southeast Missouri plays outside of Cape Girardeau for its first 24 games this season. The Redhawks are 4-2 in true road games and 8-5 in neutral site games this season. SEMO's lengthy road stretch involved trips to Cedar Falls, Iowa, Ruston, Louisiana, Fayetteville, Arkansas and Conway, Arkansas so far.

Against the Field

Southeast Missouri is an even 10-10 all-time against the Jayhawk Classic field. SEMO is 0-4 against host Kansas, 7-4 vs. UMKC and 3-2 against Maine. This year marks the second time in three seasons where the Redhawks participate in the Jayhawk Classic.

The Chase is On

Senior pitcher Haley Thogmartin is 15 strikeouts away from getting 200 in her Southeast Missouri career. Thogmartin has 185

THIS IS SEMO

Southeast Missouri or **SEMO** is the preferred reference for Southeast Missouri State University athletic teams. Southeastern Missouri State is not an acceptable reference.



YOUR REDHAWKS

2019 SOFTBALL NOTES / JAYHAWK CLASSIC

strikeouts in 284.2 innings over 82 appearances and 50 starts in her career.

Ellis Tied for 10th in Home Runs

First baseman Ashley Ellis cracked Southeast Missouri's all-time career top 10 list when she launched a three-run home run in the top of the fourth inning at Central Arkansas (Mar. 1). Ellis currently has 15 home runs in her career, including a team-high six this season. She is tied for 10th with Taylor Cowan (15, 2011-13) and Renee Kertz (15, 2009-12) on SEMO's all-time career home runs list.

Bombs Away

Ashley Ellis (15), Addison Barnouski (12), Sarah Messex (13) and Rachel Anderson (11) are Southeast Missouri's active players with 10 or more career home runs. That group has accounted for 13 of Southeast Missouri's 19 round-trippers this season.

Power Five Wins

Mark Redburn currently has three wins against Power Five Conference schools. Those wins include two victories over Southeastern Conference member Arkansas and one over SEC foe Missouri. The Redhawks upset then-#12 Arkansas, 6-1, on Feb. 22 giving Redburn his first win over a ranked opponent.

Against the Big 12

Southeast Missouri is 3-10 all-time against the Big 12 Conference with a 3-3 record vs. Iowa State, 0-4 mark vs. Kansas, 0-1 record vs. Oklahoma and 0-2 mark vs. Oklahoma State. SEMO dropped a 6-5 decision at Kansas in the Jayhawk Classic in its last meeting against a Big 12 opponent on Mar. 19, 2017.

Over .300

The Redhawks are the only Ohio Valley Conference team with a batting average above .300 this season. Southeast Missouri is hitting .309 and ranks 42nd among the nation's 300 NCAA Division I softball teams in batting average.

National Front

Southeast Missouri ranks among the top 50 NCAA Division I teams in triples per game (5th, .58), slugging percentage (28th, .513), scoring (34th, 6.1 rpg), home runs per game (41st, 1.0) and stolen bases per game (42nd, 1.6 per game). Individually, Rachel Anderson is second in the nation in triples (4), 17th in total bases (49), 14th in hits (28) and 18th in triples per game (.21); Ashley Ellis is 20th in home runs (6) and 29th in RBI (29); and Rachel Rook is 23rd in strikeouts per seven innings (9.5).

Getting Ahead Early

Southeast Missouri has scored first in eight games this season and is 7-1 in those contests. The Redhawks outscored their opponents 68-37 (+31) in the first three innings and own a 21-2 advantage in the third inning alone.

Rook Hits Career-High

Rachel Rook posted a career-high nine strikeouts in a victory over UL Monroe (Mar. 1). Rook, who improved to 2-1 this season, struck out five of the first seven hitters she faced and struck out the side in the second inning. She also retired nine-straight Warhawks between the second and fourth innings. Rook's nine strikeouts are the most in a game by any Southeast Missouri pitcher this year.

Tops in the OVC

The Redhawks lead the Ohio Valley Conference in batting average (.309), slugging percentage (.513), runs scored (117), hits (159), RBI (103), doubles (26), triples (11), wins (12) and saves (2). Rachel Anderson leads the league in batting average (.475), hits (28) and triples (4); Mykaela Arellanes is first in runs scored (20); and Ashley Ellis ranks first in RBI (22).

Redburn Picks Up 100th Win at SEMO

Fifth-year head coach Mark Redburn picked up his 100th win at Southeast Missouri when the Redhawks ended the Razorback Invitational with a 5-3 win over IUPUI (Feb. 23). Redburn is now 103-114 at the SEMO helm. He led the Redhawks to 33 wins in 2018, their most in a season in 20 years. Additionally,

2019 OVC STANDINGS

School	Conference				Overall			
	W	L	T	Pct.	W	L	T	Pct.
Jacksonville State	0	0	0	.000	8	4	0	.667
Belmont	0	0	0	.000	9	5	0	.643
Southeast Missouri	0	0	0	.000	12	7	0	.632
UT Martin	0	0	0	.000	9	7	0	.563
Austin Peay	0	0	0	.000	11	9	0	.550
Tennessee Tech	0	0	0	.000	6	5	0	.545
SIUE	0	0	0	.000	5	5	0	.500
Eastern Kentucky	0	0	0	.000	7	8	0	.467
Murray State	0	0	0	.000	6	10	0	.375
Tennessee State	0	0	0	.000	2	6	0	.250
Eastern Illinois	0	0	0	.000	4	14	0	.222
Morehead State	0	0	0	.000	0	11	0	.000

THIS WEEK'S SCHEDULE

Tuesday, March 5

Tennessee Tech at North Alabama (2), 12 p.m.
Appalachian State at Tennessee State (2), 1 p.m.
Jacksonville State at Georgia Tech, 4 p.m.
UT Martin at Mississippi State, 4 p.m.

Wednesday, March 6

Murray State at Southern Illinois, 3 p.m.
Austin Peay at Ole Miss, 6 p.m.

Friday, March 8

Tennessee Tech vs. Rutgers, 10 a.m.
UT Martin vs. Bethune-Cookman, 10 a.m.
Belmont vs. Indiana State, 11 a.m.
Jacksonville State vs. Northern Colorado, 11 a.m.
UT Martin vs. Fairfield, 12:30 p.m.
Jacksonville State vs. Gardner-Webb, 1:30 p.m.
Southeast Missouri vs. UMKC, 1:30 p.m.
UNI at Murray State, 2 p.m.
Tennessee Tech at East Tennessee State, 2:30 p.m.
Southeast Missouri at Kansas, 4 p.m.
Belmont vs. IUPUI, 5:30 p.m.

Saturday, March 9

Tennessee State vs. Alabama State, 8 a.m.
Tennessee Tech vs. Evansville, 9 a.m.
Eastern Illinois vs. Villanova, 9:30 a.m.
Eastern Illinois vs. Central Connecticut St., 11 a.m.
Jacksonville State vs. Northern Colorado, 11 a.m.
Southeast Missouri vs. UMKC, 11 a.m.
Akron at Morehead State (2), 11 a.m.
UT Martin vs. Maryland, 11:30 a.m.
Bradley at Eastern Kentucky (2), 12 p.m.
North Alabama at Austin Peay (2), 1 p.m.
Tennessee State vs. Prairie View A&M, 1 p.m.
Samford at Murray State, 3 p.m.
Jacksonville State at Texas Tech, 4 p.m.
UT Martin at Stetson, 5 p.m.
Belmont at Memphis, 5:45 p.m.
Purdue Fort Wayne at Murray State, 5:45 p.m.
SIUE vs. California, 6 p.m.
Southeast Missouri at Kansas, 6:30 p.m.
SIUE at Hawaii, 10 p.m.

Sunday, March 10

Eastern Illinois at USC Upstate, 8 a.m.
Southeast Missouri vs. Maine, 9 a.m.
UT Martin vs. Maryland, 9 a.m.
Eastern Illinois vs. Colgate, 10:15 a.m.
Belmont vs. IUPUI, 10:45 a.m.
Akron at Morehead State, 11 a.m.
Tennessee State vs. Jackson State, 12 p.m.
North Alabama at Austin Peay, 1 p.m.
Belmont vs. DePaul, 1 p.m.
Bradley at Tennessee Tech, 1 p.m.
Purdue Fort Wayne at Murray State, 2 p.m.
Tennessee State vs. Grambling, 2:30 p.m.
Samford at Murray State, 4:30 p.m.
SIUE vs. Utah, 7 p.m.

YOUR REDHAWKS

2019 SOFTBALL NOTES / JAYHAWK CLASSIC

Redburn has accumulated 269 wins in 15 years as a head coach.

Messex Leads Off

Shortstop Sarah Messex was in the starting lineup as Southeast Missouri's leadoff hitter for the first time since 2017 when she played all four games in that spot at the Adam Brown Memorial Shamrock Classic (Mar. 1-2). Messex hit .333 (4-for-12) with five runs scored, a double, home run, three RBI, one stolen base and a walk in the leadoff position. Prior to this year, Messex was the Redhawks leadoff hitter on just three occasions (2 in 2017, 1 in 2016).

February is Over

The Redhawks concluded February with a 9-6 record. Southeast Missouri posted a winning record in its first month of play for the second year in a row. The Redhawks nine wins are their most in February during any season in program history.

Extra Base Hits

Southeast Missouri has had multiple extra base hits in 15 of 19 games this season. The Redhawks presently have a total of 56 extra base hits, including 26 doubles, 11 triples and 19 home runs. SEMO's 56 extra base hits are most in the Ohio Valley Conference. Rachel Anderson (11) and Ashley Ellis (10) have combined for 21 extra base hits through 19 games this season.

Stealing the Show

Rachel Anderson leads the Redhawks with a near-perfect 7-of-8 stolen bases this season. Anderson is 34-of-47 on the basepaths in her career and recently took over the eight-place spot on Southeast Missouri's all-time career stolen base list. She surpassed Julie Davis (33, 1992-95) for that position.

On the Run

Southeast Missouri ranks second in the Ohio Valley Conference with 32 stolen bases through 19 games this year. That mark is nearly halfway to its single-season school record total of 70 a year ago. The Redhawks have averaged 53 stolen bases per season under head coach Mark Redburn for a total of

265 over five-plus years. Redburn's 2018 (1st, 70), 2017 (3rd, 65) and 2016 (5th, 58) clubs are among SEMO's top five single-season stolen base leaders in program history.

Scoring Jump

Southeast Missouri scored an Ohio Valley Conference high 117 runs (6.2 per game) through its first 19 contests this season. The have scored 10 or more in four games. SEMO is at a +28 scoring jump from where its run total was at this time a year ago (89).

Redhawks Take Down #12 Arkansas

Southeast Missouri beat a ranked opponent for the first time in its NCAA Division I era (since 1992) when it knocked off #12 Arkansas on Feb. 22 in Fayetteville. SEMO was 0-17 all-time against ranked opponents and head coach Mark Redburn never had a win over a ranked opponent until that victory. The Redhawks registered 10 hits and knocked out Second-Team All-SEC pitcher Mary Haff after 4.1 innings. Down, 1-0, after four innings, Sarah Messex hit her first home run of the season to give SEMO a 2-1 edge in the top of the fifth. The Redhawks scored four more runs courtesy of a two-RBI double by Mykaela Arellanes and two-run home run by Rachel Anderson to bury the Razorbacks for good in the top of the seventh. Arkansas, one of five NCAA Tournament teams from last season on the Redhawks 2019 schedule, made it to the Super Regionals before being eliminated by #4 Oklahoma during the 2018 campaign.

Home Run Train

Eight different Redhawks have homered through 19 games this season. Ashley Ellis leads the team with six round-trippers and Rachel Anderson follows with three. Addison Barnouski, Mykaela Arellanes and Sarah Messex each have two, while Claudia Gallo, Parker Bandy and Anna Griffin have one apiece. Southeast Missouri's 19 home runs rank second in the Ohio Valley Conference behind Austin Peay (28).

100th Career Hit

Shortstop Sarah Messex collected the 100th hit of her career with a game-tying double in the bottom of the second inning against IUPUI (Feb. 23). Messex is the third player on this year's team with 100 or more hits, joining Rachel Anderson (147) and Mykaela Arellanes (118).

Starting Streaks

Two Redhawks have never missed a start in their careers. Senior shortstop Sarah Messex has started 171 consecutive games and junior center fielder Rachel Anderson has made 122 straight starts.

More with 100 Starts

In addition to Sarah Messex and Rachel Anderson, junior first baseman Ashley Ellis, senior second baseman Parker Bandy and senior right fielder Mykaela Arellanes have started over 100 games at Southeast Missouri. Ellis logged a total of 119 starts, Bandy started 116 contests and Arellanes has started 111.

10 or More Hits

The Redhawks registered 10 or more hits in eight games this season with a season-high 14 vs. Abilene Christian (Feb. 15) and at Central Arkansas (Mar. 1). Southeast Missouri out-hit its opponent in 11 of 19 games and is undefeated in those contests. SEMO's total of 159 hits lead the Ohio Valley Conference.

Triple Threat

Center fielder Rachel Anderson, first baseman Ashley Ellis and third baseman Addison Barnouski have provided Southeast Missouri with a nice one-two-three punch in the top half of its lineup. Anderson leads the team with a .475 batting average, while Barnouski is hitting .413 and Ellis is hitting .396. The trio has combined for 68 hits, 34 runs, 10 doubles, five triples, 11 home runs and 56 RBI this season.

YOUR REDHAWKS

2019 SOFTBALL NOTES / JAYHAWK CLASSIC

Walk This Way

Sarah Messex ranks third in the Ohio Valley Conference with 10 walks this season. For her career, Messex has walked a total of 66 times. She is fifth all-time in career walks at Southeast Missouri.

Signature Win

In her first start of the season, sophomore Rachel Rook beat #12 Arkansas at the Razorback Invitational on Feb. 22. A native of Republic, Missouri, Rook tossed four scoreless innings and allowed only one run in five frames against the Razorbacks. She also struck out one in Southeast Missouri's first win over a ranked opponent during its NCAA Division I era (since 1992).

Thogmartin Earns OVC Pitcher of the Week

Senior Haley Thogmartin was named Ohio Valley Conference Co-Pitcher of the Week on Feb. 18. Thogmartin put together a 2-0 record with a 1.38 ERA in three appearances and two starts at the Louisiana Tech Invitational (Feb. 15-17). She combined on two shutouts and recorded 20 strikeouts to just three walks in 13 innings. Thogmartin struck out seven and allowed only one hit in three innings vs. Fairleigh Dickinson (Feb. 16) and beat Mississippi Valley State (Feb. 17) after striking out six, walking one and scattering three hits in five innings. She is SEMO's first OVC Pitcher of the Week honoree in nine years. Whitney Dupuis was the last to win the award on Feb. 15, 2010.

All-Tournament Accolades

Center fielder Rachel Anderson, first baseman Ashley Ellis and pitcher Haley Thogmartin were among 15 players named to the Louisiana Tech Invitational All-Tournament Team. Anderson hit .467 with three runs scored, seven hits, two doubles, a triple, one home run and five RBI for the tournament. Ellis followed with a .417 batting averaged, scored two runs, collected five hits, had a double, hit two home runs and finished with eight RBI. Thogmartin was 2-0 with a 1.38 ERA and 20 strikeouts in 13 innings of work.

Experienced Infield

First baseman Ashley Ellis (119), second baseman Parker Bandy (116), shortstop Sarah Messex (171) and third baseman Addison Barnouski (92) have combined for 498 career starts on Southeast Missouri's infield. Barnouski (.413) and Ellis (.396) rank second and third on the team in batting average, respectively.

Four Shutouts

Southeast Missouri has four shutouts so far this season. The Redhawks blanked Northern Iowa, 16-0, on Feb. 9, Fairleigh Dickinson, 8-0, on Feb. 16, Mississippi Valley State, 7-0, on Feb. 17 and UL Monroe, 8-0, on Mar. 1. SEMO posted six shutout victories a year ago.

Tournament Play

The Jayhawk Classic is the fifth of six tournaments Southeast Missouri will play in during its non-conference slate. The Redhawks will also compete at the Saint Louis Billiken Spring Tournament (Mar. 16-17). SEMO is presently 12-7 in tournament play.

Every Start

A total of five players have started all 19 games for the Redhawks this season. Rachel Anderson (CF), Ashley Ellis (1B), Addison Barnouski (3B), Mykaela Arellanes (RF) and Sarah Messex (SS) form that group.

Roster Breakdown

Southeast Missouri's 2019 roster consists of 22 players, including five seniors, eight juniors, four sophomores and five freshmen. Sarah Messex, Mykaela Arellanes, Parker Bandy, Haley Thogmartin and Mackenzie Long are the seniors. The Redhawks also bring back eight position starters and two starting pitchers from a year ago.

Redhawks Fifth in OVC Preseason Poll

The Redhawks were picked fifth in the 2019 Ohio Valley Conference Preseason Poll as voted on by the league's head coaches and sports information directors. Southeast Missouri accumulated 160 points in the voting. Eastern Kentucky is this year's preseason-favorite after securing 10 first-place votes and

230 points. Jacksonville State (226 pts.), Austin Peay (204 pts.) and SIU Edwardsville (167 pts.) were also picked ahead of SEMO. Eastern Illinois (143 pts.), UT Martin (121 pts.), Belmont (99 pts.), Murray State (85 pts.), Morehead State (63 pts.), Tennessee Tech (61 pts.) and Tennessee State (23 pts.) completed the poll. The Redhawks finished fourth in the OVC with a 15-7 record last season.

2019 OVC Softball Tournament

The 2019 Ohio Valley Conference Softball Championship will be held May 8-11 at Choccolocco Park in Oxford, Alabama. It marks the 26th time the Championship has been held and the fourth-straight year it has been held at the neutral site in Oxford instead of at the site of the No. 1 seed. This year's tournament shifts to a new format, with the first two games being single elimination and the winners of those games advancing to the double elimination portion of the bracket. Last year, Jacksonville State topped No. 1 seed Eastern Kentucky in the title game to win its third-straight and seventh overall OVC Championship Crown.

Schedule Capsule

Southeast Missouri is scheduled to play 56 games this 2019 season with 14 contests in Cape Girardeau. SEMO will play away from home for its first 19 games. The Redhawks open their 22-game Ohio Valley Conference schedule on the road with doubleheaders at Tennessee State (Mar. 23) and Belmont (Mar. 24). In all, five NCAA Tournament teams from last season are on SEMO's 2019 schedule. Drake, Arkansas, Wichita State, Missouri and fellow OVC member Jacksonville State are those opponents.

YOUR REDHAWKS

2019 SOFTBALL NOTES / JAYHAWK CLASSIC

Redhawks Sign Five for 2020

Southeast Missouri signed two catchers, a pair of infielders and one pitcher to its 2020 softball roster. Catchers Karsyn Davis and Jaislyn Merendino, infielders Keira Hance and Kimmy Wallen, and pitcher Paytience Lawson-Holman will join the Redhawks next fall. A native of Harrisburg, Illinois, Davis hit .450 and broke the school's RBI record which she previously set the year before. She also had 13 doubles, one triple and two home runs. Davis played in the Southern Illinois Select All-Star Softball Game and earned Southern Illinois River-To-River Ohio All-Conference honors Merendino, who hails from Alexandria, Louisiana, hit .267 with 11 RBI, 14 runs scored and a .360 slugging percentage at Alexandria High School a year ago. This past fall, Merendino increased her batting average to .367. She plays with the Texas Bombers summer team.

Hance, from Marion, Illinois, hit .488, held a .954 slugging percentage and boasted a .596 on-base percentage at Marion High School. She was part of two regional championships and 78 wins in her three seasons with the Wildcats. Hance, a three year starter, began her prep career at Fort Zumwalt West High School in O'Fallon, Missouri as both a freshman and sophomore. She earned Second-Team All-Conference and All-Academic honors as a freshman and First-Team All-Conference, All-District and All-Academic accolades as a sophomore. During her junior campaign at Marion High School, Hance received All-Conference and All-South recognition, while also being named her team's Offensive and Defensive Player of the Year. A native of Park Hills, Missouri, Wallen led the area with a .571 batting average with no strikeouts and posted a 21-4 record and 1.48 ERA inside the circle at Central High School. She broke several single-season records while leading the Lady Rebels to a second-place finish at the state tournament last spring. Wallen is a three-time All-State softball honoree. Lawson-Holman, who hails from Mexico, Missouri, was a First-Team Class 3 All-State pitcher at Mexico High School. She earned All-Region, All-District and All-North Central Missouri Conference First-Team honors in 2018. Lawson-Holman led Mexico High School to a state title in Springfield with a win

over Oak Grove. She set several team records both offensively and in the circle, including total bases (78), home runs (8), most strikeouts by a pitcher (258) and lowest earned run average with a minimum of 75 innings pitched (1.08). Lawson-Holman set the record for the Lady Bulldogs in most innings pitched (165.3) in 2017, as well.

YOUR REDHAWKS

2019 ROSTER

NUMERICAL

No.	Name	Pos.	Ht.	B/T	Cl.	Hometown (High School/College)
1	Payton Pierce	INF	5-6	R/R	Fr.	Metropolis, Ill. (Massac County)
2	Rachel Anderson	OF	5-3	L/R	Jr.	Edwardsville, Ill. (Edwardsville)
3	Sarah Messex	INF	5-4	R/R	Sr.	Sullivan, Mo. (Sullivan)
4	Claudia Gallo	OF	5-6	R/R	Jr.	Arnold, Mo. (Fox)
5	Alexis Estes	P	5-9	R/R	Jr.	Lane, Ill. (Clinton/Lincoln Land CC)
6	Marisa Davis	P	5-4	L/L	Fr.	Kansas City, Mo. (Lee's Summit North)
7	Mykaela Arellanes	OF	5-6	L/L	Sr.	Foristell, Mo. (Holt/Northern Illinois)
8	Parker Bandy	INF	5-7	L/R	Sr.	Springfield, Ill. (Glenwood/Illinois State)
9	Rachel Rook	P	5-11	R/R	So.	Republic, Mo. (Republic)
10	Ashley Emert	C/INF	5-10	R/R	So.	East Peoria, Ill. (East Peoria/Illinois State)
11	Danina Marton	INF	5-10	R/R	So.	Northridge, Calif. (Grover Cleveland)
12	Addison Barnouski	INF	5-9	R/R	Jr.	O'Fallon, Ill. (O'Fallon Township)
14	Kaylee Anderson	INF/P	5-7	R/R	So.	Warrenton, Mo. (Warrenton)
15	Haley Thogmartin	P	5-8	R/R	Sr.	St. Louis, Mo. (Kirkwood)
17	Brooke Rheinecker	OF	5-2	L/R	Jr.	St. Louis, Mo. (Lindbergh)
18	Mackenzie Long	INF	5-2	L/R	Sr.	Lee's Summit, Mo. (Lee's Summit West)
20	Leaha Wininger	INF	5-7	R/R	Fr.	Johnston City, Ill. (Johnston City)
21	Chelsy Pena	C	5-6	R/R	Fr.	Columbia, Ill. (Columbia)
22	Madison Harris	INF	5-6	R/R	Jr.	Imperial, Mo. (Windsor)
24	Rachael Donald	C	5-8	R/R	Jr.	Dupo, Ill. (Dupo)
26	Ashley Ellis	INF	5-8	R/R	Jr.	Arnold, Mo. (Fox)
27	Anna Griffin	INF	6-1	R/R	Fr.	Bentonville, Ark. (Bentonville West)

ALPHABETICAL

No.	Name	Pos.	Ht.	B/T	Cl.	Hometown (High School/College)
14	Kaylee Anderson	INF/P	5-7	R/R	So.	Warrenton, Mo. (Warrenton)
2	Rachel Anderson	OF	5-3	L/R	Jr.	Edwardsville, Ill. (Edwardsville)
7	Mykaela Arellanes	OF	5-6	L/L	Sr.	Foristell, Mo. (Holt/Northern Illinois)
8	Parker Bandy	INF	5-7	L/R	Sr.	Springfield, Ill. (Glenwood/Illinois State)
12	Addison Barnouski	INF	5-9	R/R	Jr.	O'Fallon, Ill. (O'Fallon Township)
6	Marisa Davis	P	5-4	L/L	Fr.	Kansas City, Mo. (Lee's Summit North)
24	Rachael Donald	C	5-8	R/R	Jr.	Dupo, Ill. (Dupo)
26	Ashley Ellis	INF	5-8	R/R	Jr.	Arnold, Mo. (Fox)
10	Ashley Emert	C/INF	5-10	R/R	So.	East Peoria, Ill. (East Peoria/Illinois State)
5	Alexis Estes	P	5-9	R/R	Jr.	Lane, Ill. (Clinton/Lincoln Land CC)
4	Claudia Gallo	OF	5-6	R/R	Jr.	Arnold, Mo. (Fox)
27	Anna Griffin	INF	6-1	R/R	Fr.	Bentonville, Ark. (Bentonville West)
22	Madison Harris	INF	5-6	R/R	Jr.	Imperial, Mo. (Windsor)
18	Mackenzie Long	INF	5-2	L/R	Sr.	Lee's Summit, Mo. (Lee's Summit West)
11	Danina Marton	INF	5-10	R/R	So.	Northridge, Calif. (Grover Cleveland)
3	Sarah Messex	INF	5-4	R/R	Sr.	Sullivan, Mo. (Sullivan)
21	Chelsy Pena	C	5-6	R/R	Fr.	Columbia, Ill. (Columbia)
1	Payton Pierce	INF	5-6	R/R	Fr.	Metropolis, Ill. (Massac County)
17	Brooke Rheinecker	OF	5-2	L/R	Jr.	St. Louis, Mo. (Lindbergh)
9	Rachel Rook	P	5-11	R/R	So.	Republic, Mo. (Republic)
15	Haley Thogmartin	P	5-8	R/R	Sr.	St. Louis, Mo. (Kirkwood)
20	Leaha Wininger	INF	5-7	R/R	Fr.	Johnston City, Ill. (Johnston City)

Head Coach: Mark Redburn (Fifth Year/Missouri-St. Louis, 1993)

Assistant Coaches: Kristen Jones (Fourth Year/Augusta State, 2012);

Bill Graham (First Year/Penn State Behrend College, 1994)

ROSTER BREAKDOWN

Total Squad Members.....	22
Seniors.....	5
Juniors.....	8
Sophomores.....	4
Freshmen.....	5

PRONUNCIATION GUIDE

Mykaela Arellanes.....	air-EE-ah-ness
Addison Barnouski.....	bar-NOW-ski
Brooke Rheinecker.....	RYE-neck-er

GEOGRAPHICAL BREAKDOWN

Arkansas.....	1
Anna Griffin	
California.....	1
Danina Marton	
Illinois.....	9
Rachel Anderson, Parker Bandy, Addison Barnouski, Rachael Donald, Ashley Emert, Alexis Estes, Chelsy Pena, Payton Pierce, Leaha Wininger	
Missouri.....	11
Kaylee Anderson, Mykaela Arellanes, Marisa Davis, Ashley Ellis, Claudia Gallo, Madison Harris, Mackenzie Long, Sarah Messex, Brooke Rheinecker, Rachel Rook, Haley Thogmartin	

HONORS/AWARDS

OVC Pitcher of the Week

Haley Thogmartin, Feb. 18

YOUR REDHAWKS

HEAD COACH MARK REDBURN



► Head Coach
► Fifth Year
► Missouri-St. Louis, 1993



MARK REDBURN

THE 2019 SEASON MARKS THE FIFTH YEAR FOR SOUTHEAST MISSOURI HEAD COACH MARK REDBURN.

Mark Redburn has the Southeast Missouri softball program moving in the right direction entering his fifth year at the helm.

Redburn coaches the 43rd team in Southeast softball history in 2019.

Last season, the Redhawks took a giant step forward. SEMO went 33-20 overall and finished fourth in the Ohio Valley Conference with a 15-7 mark. The Redhawks claimed their 16th 30-win season in program history and locked down their first winning campaign in seven years. The 33 wins were SEMO's most since it won 38 games in 1998.

The Redhawks heated up to win 11 of their final 14 regular-season games and advanced to the eight-team OVC Tournament with their highest seed (#4) since 2009 (#2). SEMO made its 17th all-time trip to the league's

postseason tournament and second in four seasons with Redburn at the helm.

SEMO's 2018 club finished with a 74 RPI among the nation's 296 NCAA Division I softball teams, quite a jump from its 173 ranking in 2017. The Redhawks broke four of the school's single-season records and collected eight doubleheader sweeps along the way.

The Redhawks established new SEMO single-season records in walks (166), stolen bases (70), saves (7) and strikeouts looking (85). SEMO was also either second or third among the program's top teams in stolen base attempts (2nd, 87), batters struck out (2nd, 260), fielding percentage (2nd, .970), fewest errors (2nd, 43) and on-base percentage (3rd, .359).

Defensively, SEMO improved tremendously. After ranking eighth in the OVC in fielding percentage a year ago, the Redhawks were the league's second-best fielding team in 2018. SEMO had 43 errors and committed 16 less than it did in 2017. The Redhawks went error free in 25 games equating to 47 percent of their entire season.

The year before that SEMO finished the 2017 campaign among the school's top single-season leaders in slugging percentage (6th, .427), on-base

percentage (5th, .356), triples (4th, 21), home runs (9th, 31), total bases (9th, 567), stolen bases (2nd, 65), stolen base attempts (1st, 88), opponent batting average (7th, .282), strikeouts/7 innings (7th, 4.17), strikeouts (10th, 194), strikeouts looking (3rd, 61) fewest doubles allowed (8th, 49), fielding percentage (8th, .960), fewest errors (7th, 59) and fewest stolen bases against (3rd, 38).

Redburn picked up his 200th career victory when SEMO beat Austin Peay, 7-4, on Apr. 30, 2016. His 2016 club ranked among the school's top-10 teams in doubles (6th, 69), stolen bases (3rd, 58), walks (8th, 138), home runs (6th, 35) and slugging percentage (6th, .412).

In his first season, Redburn led the Redhawks to an overall record of 19-27 and 12-12 in OVC play during the 2015 campaign. His 19 victories came after SEMO won no more than 15 games in each of the previous two seasons. Redburn's first club at Southeast also had 12 OVC wins, a +9 increase from the 2014 campaign. In addition, the Redhawks made the OVC Tournament, snapping a streak of three years where they missed the event.

Not only did Redburn earn his 100th career NCAA Division I win in his inaugural season with the Redhawks, but he coached three All-OVC selections and one NFCA All-Region honoree.

Statistically, SEMO finished among the top-five OVC teams in batting average (3rd), slugging percentage (5th), on-base percentage (5th) and hits (5th). The 2015 Redhawks also broke two single-season records with Kayla Fortner establishing new marks in home runs and

walks. SEMO tied the OVC single-game mark and set a single-game school record with six home runs, as well.

Academically, the Redhawks accumulated a 3.35 grade point average during the 2014-15 academic year as a total of nine players earned NFCA All-America Scholar-Athlete status for achieving a 3.5 or higher GPA.

Redburn coached a total of four first-team All-OVC selections, three second-team All-OVC picks, one OVC Freshman of the Year, three NFCA All-Region honorees and three OVC All-Newcomer selections in his first four years as SEMO's head coach.

The fourth head coach in Redhawk softball history, Redburn won 90 games in five years as head coach at the University of Evansville before accepting the job at Southeast on June 26, 2014.

In 2014, Redburn coached a UE team with five starters that were underclassmen, including four freshmen and one sophomore. The Purple Aces achieved their highest batting average since 2007. Additionally, UE had a freshman lead the team in stolen bases and home runs.

Despite a season that allowed 53 games, the 2013 team had its best season in Redburn's five years at UE. Entering the Missouri Valley Conference Tournament as the No. 7 seed, the Purple Aces beat the No. 6, No. 3 and No. 2 seeds to make their first MVC Championship appearance since 2003. UE finished second with three players garnering All-Tournament team honors.

The 2013 campaign resulted in the most overall wins in a

YOUR REDHAWKS

HEAD COACH MARK REDBURN

season since 2008 and the best regular-season and conference tournament finish since Redburn's arrival. UE continued its aggressive baserunning with 89 stolen bases, ranking second in the MVC. The pitching staff also rated fourth in the conference.

Redburn's 2012 club saw improvement as well, winning more games than it had the previous season. The Purple Aces stole 79 bases and had two all-conference and one National Fastpitch Coaches Association All-Region selection that year. In 2011, Redburn exposed a young and inexperienced team to some of the top programs in the nation as UE played one of its most difficult schedules. Tennessee, Georgia Tech, Missouri, Ohio State, Texas Tech, South Alabama and Chattanooga were among the stiff competition.

Redburn quickly started to transform the UE program during his first year in 2010. The Purple Aces secured a berth in the MVC Tournament after winning 10 conference games. UE led the MVC with 31 doubles and hit 36 home runs, while producing two all-conference picks.

Academically, Redburn's teams consistently enjoyed success. In fact, each of his last four UE teams accumulated a 3.1 or higher grade point average. He had several student-athletes obtain over a 3.5 GPA and earn academic recognition along the way.

Prior to UE, Redburn spent three years as an assistant coach at the University of Missouri working primarily with the pitchers and catchers, and serving as recruiting coordinator.

He was part of a coaching staff that compiled an overall record of 137-53. The Tigers registered a school record for victories (50), won the Big 12 Conference Tournament, won their Regional and defeated host UCLA in the Super Regional to advance to the College World Series in 2009. Overall, Redburn coached four all-conference pitchers, including USA National Team Pitcher Chelsea Thomas at Missouri.

Redburn began his collegiate coaching career as head coach at St. Charles (Mo.) Community College from 2001-04. He led the 2003 team to its first Region 16 championship and a seventh-place finish at the National Junior College Athletic Association Division I National Tournament. His 2004 squad set a school record with 33 victories.

Following his stay at St. Charles CC, Redburn spent two seasons as head coach of the new softball program at Jefferson College. In the program's first year of competition, 2006, he led Jefferson to a 49-16 record, Region 16 championship and ninth-place finish at the NJCAA Division I National Tournament. Redburn was honored as the Midwest Community College Athletic Conference Coach of the Year following that season. A native of St. Charles, Missouri, Redburn graduated from the University of Missouri-St. Louis in 1993 and received his master's degree in Athletics/Activities Administration from William Woods University.

He and his wife, Tracy, have two sons, Joe and Jack.

THE MARK REDBURN FILE

Hometown

St. Charles, Mo.

Family

Spouse: Tracy
Sons: Joe, Jack

Education

- Missouri-St. Louis, Bachelor of Science in Special Education
- William Woods, Master of Education in Athletics/Activities Administration

REDBURN'S YEAR-BY-YEAR RECORDS

Year	School	Assignment	Record	Conf. Finish	Postseason
2002	St. Charles CC	Head Coach	8-18	-	-
2003	St. Charles CC	Head Coach	9-8	-	-
2004	St. Charles CC	Head Coach	10-10		
2005	Jefferson College	Head Coach	-	Program Preparation Year	-
2006	Jefferson College	Head Coach	49-16	1st Region 16	-
2007	Missouri	Assistant Coach	40-23, 13-4	3rd Big 12	-
2008	Missouri	Assistant Coach	47-17, 11-6	3rd Big 12	-
2009	Missouri	Assistant Coach	50-12, 12-6	2nd Big 12	1st Big 12 Tourn., NCAA Midwest Regional Champions, NCAA Super Regional Champions, 8th in College World Series
2010	Evansville	Head Coach	18-34, 10-16	t7th MVC	-
2011	Evansville	Head Coach	12-42, 6-21	9th MVC	-
2012	Evansville	Head Coach	18-37, 8-19	8th MVC	-
2013	Evansville	Head Coach	23-30, 11-12	7th MVC	2nd MVC Tourn.
2014	Evansville	Head Coach	19-32, 7-19	10th MVC	-
2015	Southeast Missouri	Head Coach	19-27, 12-12	7th OVC	8th OVC Tourn.
2016	Southeast Missouri	Head Coach	16-33, 10-17	10th OVC	-
2017	Southeast Missouri	Head Coach	23-27, 8-14	9th OVC	-
2018	Southeast Missouri	Head Coach	33-20, 15-7	4th OVC	7th OVC Tourn.
2019	Southeast Missouri	Head Coach	12-7, 0-0		

Overall Record as a Head Coach: 269-341 (15 years)

Record at Southeast Missouri, 103-114, 45-50 Ohio Valley Conference (5 years)

Record at Evansville, 90-175, 42-87 Missouri Valley Conference (5 years)

Record at Jefferson College, 49-16 (2 years)

Record at St. Charles CC: 27-36 (3 years)

Record as a college assistant: 137-52 (3 years)

REDBURN BY THE NUMBERS

- 30 OVC Commissioner's Honor Roll Selections
- 19+ Academic All-Americans
- 11 NJCAA All-Region 16 Players
- 9 NFCA All-America Scholar-Athletes
- 6 All-MVC Players
- 6 MVC Scholar-Athletes
- 4 All-Americans
- 4 MCCAC All-Conference Players
- 4 OVC Medal of Honor Recipients
- 4 OVC Players of the Week
- 3 First-Team All-OVC Selections
- 3 OVC All-Newcomer Selections
- 3 MVC Players of the Week
- 2 NFCA All-Region Selections
- 1 OVC Freshman of the Year
- 1 Second-Team All-OVC Selection

COACHING HONORS

- 2009 Midwest Coaching Staff of the Year
- 2006 Region 16 and MCCAC Coach of the Year
- 2003 Region 16 Coach of the Year

YOUR REDHAWKS

RADIO/TV ROSTER




1

PAYTON PIERCE
INF / 5-6 / R-R / Fr.
Metropolis, Ill.




2

RACHEL ANDERSON
OF / 5-3 / L-R / Jr.
Edwardsville, Ill.



3

SARAH MESSEX
INF / 5-4 / R-R / Sr.
Sullivan, Mo.



4

CLAUDIA GALLO
OF / 5-6 / R-R / Jr.
Arnold, Mo.




5

ALEXIS ESTES
P / 5-9 / R-R / Jr.
Lane, Ill.




6

MARISA DAVIS
P / 5-4 / L-L / Fr.
Kansas City, Mo.




7

MYKAELA ARELLANES
OF / 5-6 / L-L / Sr.
Foristell, Mo.



8

PARKER BANDY
INF / 5-7 / L-R / Sr.
Springfield, Ill.



9

RACHEL ROOK
P / 5-11 / R-R / So.
Republic, Mo.




10

ASHLEY EMERT
C/INF / 5-10 / R-R / So.
East Peoria, Ill.



11

DANINA MARTON
INF / 5-10 / R-R / So.
Northridge, Calif.




12

ADDISON BARNOUSKI
INF / 5-9 / R-R / Jr.
O'Fallon, Ill.




14

KAYLEE ANDERSON
INF/P / 5-7 / R-R / So.
Warrenton, Mo.



15

HALEY THOGMARTIN
P / 5-8 / R-R / Sr.
St. Louis, Mo.



17

BROOKE RHEINECKER
OF / 5-2 / L-R / Jr.
St. Louis, Mo.




18

MACKENZIE LONG
INF / 5-2 / L-R / Sr.
Lee's Summit, Mo.



20

LEAHA WININGER
INF / 5-7 / R-R / Fr.
Johnston City, Ill.



21

CHELSEY PENA
C / 5-6 / R-R / Fr.
Columbia, Ill.



22

MADISON HARRIS
INF / 5-6 / R-R / Jr.
Imperial, Mo.



24

RACHAEL DONALD
C / 5-8 / R-R / Jr.
Dupu, Ill.



26

ASHLEY ELLIS
INF / 5-8 / R-R / Jr.
Arnold, Mo.



27

ANNA GRIFFIN
INF / 6-1 / R-R / Fr.
Bentonville, Ark.



MARK REDBURN
Head Coach
Fifth Year



KRISTEN JONES
Assistant Coach
Fourth Year



BILL GRAHAM
Assistant Coach
First Year

YOUR REDHAWKS

2019 OVERALL STATISTICS



2019 Southeast Missouri Softball Overall Statistics for Southeast Missouri (as of Mar 05, 2019) (All games Sorted by Batting avg)



Record: 12-7 Home: 0-0 Away: 4-2 Neutral: 8-5 OVC: 0-0

Player	avg	gp-gs	ab	r	h	2b	3b	hr	rbi	tb	slg%	bb	hp	so	gdp	ob%	sf	sh	sb-att	po	a	e	fld%
2 ANDERSON, Rachel	.475	19-19	59	15	28	4	4	3	20	49	.831	8	0	9	0	.537	0	0	7-8	35	4	1	.975
12 BARNOUSKI, Addison	.413	19-19	46	9	19	3	0	2	14	28	.609	6	2	6	0	.491	1	1	0-0	19	25	5	.898
26 ELLIS, Ashley	.396	19-19	53	10	21	3	1	6	22	44	.830	2	0	9	1	.418	0	0	1-1	73	3	3	.962
7 ARELLANES, Mykaela	.368	19-19	57	20	21	1	1	2	10	30	.526	10	1	12	0	.471	0	1	4-5	20	0	0	1.000
4 GALLO, Claudia	.279	16-16	43	6	12	3	1	1	5	20	.465	2	3	6	0	.354	0	1	4-5	31	0	1	.969
3 MESSEX, Sarah	.275	19-19	51	12	14	5	0	2	8	25	.490	10	0	9	0	.393	0	0	2-2	22	19	2	.953
21 PENA, Chelsy	.261	14-4	23	3	6	2	0	0	4	8	.348	0	0	4	1	.261	0	0	2-2	27	3	0	1.000
24 DONALD, Rachael	.261	14-11	23	3	6	1	0	0	2	7	.304	4	1	8	0	.393	0	0	0-0	62	3	2	.970
17 RHEINECKER, Brooke	.250	14-10	28	5	7	0	0	0	2	7	.250	2	0	3	0	.300	0	0	4-5	2	0	0	1.000
27 GRIFFIN, Anna	.250	9-2	12	2	3	1	0	2	2	10	.833	2	0	3	0	.357	0	0	0-0	5	1	2	.750
22 HARRIS, Madison	.222	13-4	18	4	4	0	1	0	2	6	.333	2	0	2	0	.300	0	0	2-2	2	3	0	1.000
8 BANDY, Parker	.200	17-17	45	11	9	1	2	1	10	17	.378	2	0	9	0	.234	0	0	2-2	14	11	6	.806
14 ANDERSON, Kaylee	.192	12-7	26	5	5	1	1	0	2	8	.308	1	0	3	0	.222	0	0	1-2	5	5	2	.833
10 EMERT, Ashley	.100	9-4	10	0	1	0	0	0	0	1	.100	0	0	5	0	.100	0	0	0-0	29	0	1	.967

1 PIERCE, Payton	.500	2-0	2	0	1	1	0	0	0	2	1.000	0	0	0	0	.500	0	0	0-1	0	0	0	.000
16 CONWAY, Randi Dae	.200	10-1	5	4	1	0	0	0	0	1	.200	0	0	1	0	.200	0	0	0-0	0	0	0	.000
11 MARTON, Danina	.200	7-0	5	2	1	0	0	0	0	1	.200	1	0	1	0	.333	0	0	0-0	1	0	0	1.000
20 WININGER, Leah	.000	5-0	6	1	0	0	0	0	0	0	.000	1	0	1	0	.143	0	0	1-1	3	1	0	1.000
18 LONG, Mackenzie	.000	14-0	3	5	0	0	0	0	0	0	.000	0	0	1	0	.000	0	0	2-2	0	0	0	.000
9 ROOK, Rachel	.000	1-1	0	0	0	0	0	0	0	0	.000	0	0	0	0	.000	0	0	0-0	1	0	0	1.000
6 DAVIS, Marisa	.000	1-0	0	0	0	0	0	0	0	0	.000	0	0	0	0	.000	0	0	0-0	2	2	1	.800
Totals	.309	19	515	117	159	26	11	19	103	264	.513	53	7	92	2	.380	1	3	32-38	357	83	28	.940
Opponents	.274	19	478	79	131	18	1	8	74	175	.366	66	8	107	2	.367	6	9	17-20	356	123	31	.939

LOB - Team (106), Opp (131). DPs turned - Team (7), Opp (5). CI - Team (0), Opp (1).

(All games Sorted by Earned run avg)

Player	era	w-l	app	gs	cg	sho	sv	ip	h	r	er	bb	so	2b	3b	hr	b/avg	wp	hp	bk	sfa	sha
15 THOGMARTIN, Haley	2.59	6-3	13	8	3	1/2	1	51.1	53	30	19	19	48	5	1	4	.261	1	2	0	2	3
9 ROOK, Rachel	3.36	2-2	11	4	0	0/2	0	25.0	27	13	12	10	34	5	0	1	.270	2	0	0	1	1

5 ESTES, Alexis	2.62	3-1	6	5	0	0/2	0	16.0	11	9	6	15	7	1	0	2	.193	3	1	0	0	3
6 DAVIS, Marisa	5.37	0-1	9	1	0	0/1	0	14.1	17	13	11	12	10	2	0	1	.274	0	2	0	1	0
14 ANDERSON, Kaylee	5.68	1-0	7	1	0	0/0	1	12.1	23	14	10	10	8	5	0	0	.411	2	3	0	2	2
Totals	3.41	12-7	19	19	3	4/3	2	119.0	131	79	58	66	107	18	1	8	.274	8	8	0	6	9
Opponents	5.31	7-12	19	19	7	1/0	2	118.2	159	117	90	53	92	26	11	19	.309	11	7	1	1	3

PB - Team (3), DONALD 2, EMERT 1, Opp (1). Pickoffs - Team (1), DONALD 1. SBA/ATT - DONALD (11-12), THOGMARTIN (6-6), DAVIS (6-6), ROOK (5-6), EMERT (4-4), PENA (2-4), ESTES (0-1), K. ANDERSON (0-1).

YOUR REDHAWKS

2019 SCHEDULE/RESULTS



2019 Southeast Missouri Softball Game Results for Southeast Missouri (as of Mar 06, 2019) (All games)



Date	Opponent	Score	Inns	Overall	OVC	Pitcher of record	Attend	Time
! 02-08-19	vs South Dakota State	w 7-3	7	1-0-0	0-0-0	THOGMARTIN (W 1-0)	105	2:21
! 02-08-19	at UNI	w 5-1	7	2-0-0	0-0-0	ESTES (W 1-0)	180	1:50
! 02-09-19	at UNI	w 16-0	5	3-0-0	0-0-0	THOGMARTIN (W 2-0)	350	1:50
! 02-09-19	vs Toledo	w 7-5	7	4-0-0	0-0-0	ESTES (W 2-0)	200	2:10
! 02-10-19	vs Drake	L 1-6	7	4-1-0	0-0-0	THOGMARTIN (L 2-1)	325	1:52
@ 02-15-19	vs Wichita State	L 0-8	5	4-2-0	0-0-0	ESTES (L 2-1)	0	1:08
@ 02-15-19	vs Abilene Christian	w 10-2	5	5-2-0	0-0-0	THOGMARTIN (W 3-1)	0	1:15
@ 02-16-19	at Louisiana Tech	L 3-11	5	5-3-0	0-0-0	ROOK (L 0-1)	0	1:45
@ 02-16-19	vs Fairleigh Dickinson	w 8-0	6	6-3-0	0-0-0	ESTES (W 3-1)	0	1:49
@ 02-17-19	vs Miss Valley State	w 7-0	7	7-3-0	0-0-0	THOGMARTIN (W 4-1)	105	1:47
# 02-21-19	at #12 Arkansas	L 1-7	7	7-4-0	0-0-0	THOGMARTIN (L 4-2)	224	1:54
# 02-22-19	vs Drake	L 2-6	7	7-5-0	0-0-0	THOGMARTIN (L 4-3)	70	2:25
# 02-22-19	at #12 Arkansas	w 6-1	7	8-5-0	0-0-0	ROOK (W 1-1)	219	2:10
# 02-23-19	vs Drake	L 5-7	7	8-6-0	0-0-0	DAVIS (L 0-1)	103	1:57
# 02-23-19	vs IUPUI	w 5-3	7	9-6-0	0-0-0	THOGMARTIN (W 4-3)	97	1:27
\$ 03-01-19	vs Louisiana-Monroe	w 8-0	6	10-6-0	0-0-0	ROOK (W 2-1)	171	2:01
\$ 03-01-19	at Central Arkansas	w 11-7	7	11-6-0	0-0-0	THOGMARTIN (W 6-3)	125	2:05
\$ 03-02-19	vs Coppin State	w 11-5	7	12-6-0	0-0-0	K. ANDERSON (W 1-0)	141	2:27
\$ 03-02-19	vs Missouri State	L 4-7	7	12-7-0	0-0-0	ROOK (L 2-2)	201	2:11

= UNI Dome Classic (Cedar Falls, Iowa)

Þ = Louisiana Tech Invitational (Ruston, La.)

ˆ = Razorback Invitational (Fayetteville, Ark.)

ˆ = Central Arkansas Classic (Conway, Ark.)

= Conference game

) extra inning game

YOUR REDHAWKS

2018 FINAL OVC STATISTICS



2018 Southeast Missouri Softball Conference statistics for Southeast Missouri (as of Apr 29, 2018) (OVC games only Sorted by Batting avg)



Record: 15-7 Home: 10-2 Away: 5-5 OVC: 15-7

Player	avg	gp-gs	ab	r	h	2b	3b	hr	rbi	tb	slg%	bb	hp	so	gdp	ob%	sf	sh	sb-att	po	a	e	fld%
2 ANDERSON, Rachel	.387	22-22	62	14	24	5	2	0	11	33	.532	11	0	11	0	.473	1	1	9-12	31	3	0	1.000
4 GALLO, Claudia	.355	18-9	31	6	11	2	1	2	6	21	.677	3	4	4	0	.474	0	0	0-0	12	0	0	1.000
3 MESSEX, Sarah	.328	22-22	58	19	19	3	0	3	17	31	.534	8	3	14	0	.423	2	0	7-7	42	27	3	.958
7 ARELLANES, Mykaela	.319	14-14	47	8	15	2	0	0	6	17	.362	4	0	11	0	.373	0	0	4-5	10	1	0	1.000
8 BANDY, Parker	.313	22-22	67	8	21	2	2	0	10	27	.403	6	1	13	1	.378	0	1	0-0	26	32	5	.921
17 RHEINECKER, Brooke	.313	20-15	32	6	10	1	0	0	3	11	.344	1	1	1	0	.353	0	4	4-6	11	1	1	.923
21 TILLOTSON, Abby	.271	21-20	48	9	13	3	0	2	11	22	.458	10	3	13	0	.419	1	0	1-1	84	6	0	1.000
12 BARNOUSKI, Addison	.220	20-20	50	10	11	2	1	2	10	21	.420	3	0	14	0	.264	0	0	4-4	14	29	3	.935
26 ELLIS, Ashley	.167	22-22	60	3	10	1	0	0	2	11	.183	5	1	19	2	.242	0	1	2-2	136	4	2	.986

10 PRUETT, Darby	.308	14-8	26	3	8	2	0	2	10	16	.615	1	1	8	2	.357	0	0	0-0	4	15	2	.905
1 WERNIG, Claire	.267	13-2	15	4	4	2	0	0	2	6	.400	2	0	6	0	.353	0	0	1-1	1	0	1	.500
6 HAYES, Riley	.250	12-9	16	0	4	2	0	0	1	6	.375	4	0	7	0	.400	0	0	0-0	48	7	0	1.000
16 CONWAY, Randi Dae	.150	19-10	20	6	3	1	0	0	2	4	.200	1	0	5	0	.190	0	1	1-1	7	0	0	1.000
22 HARRIS, Madison	.118	18-2	17	7	2	0	0	0	3	2	.118	1	0	1	0	.158	1	0	2-3	0	0	0	.000
24 DONALD, Rachael	.000	3-1	4	0	0	0	0	0	0	0	.000	0	0	1	0	.000	0	0	0-0	6	3	0	1.000
14 ANDERSON, Kaylee	.000	5-0	3	1	0	0	0	0	0	0	.000	0	0	0	0	.000	0	0	0-0	0	0	0	.000
18 LONG, Mackenzie	.000	6-0	1	2	0	0	0	0	0	0	.000	0	0	0	0	.000	0	0	0-0	0	0	0	.000
Totals	.278	22	557	106	155	28	6	11	94	228	.409	60	14	128	5	.360	5	8	35-42	440	154	17	.972
Opponents	.239	22	557	73	133	22	3	17	68	212	.381	56	6	128	1	.314	2	11	14-19	428	151	21	.965

LOB - Team (111), Opp (119). DPs turned - Team (5), Opp (8). CI - Team (0), Opp (1). IBB - Team (0), Opp (2).

(OVC games only Sorted by Earned run avg)

Player	era	w-l	app	gs	cg	sho	sv	ip	h	r	er	bb	so	2b	3b	hr	b/avg	wp	hp	bk	sfa	sha
15 THOGMARTIN, Haley	1.88	6-2	11	10	2	1/2	0	52.0	45	21	14	10	43	8	0	6	.228	0	1	0	0	6
19 KRUMREY, Madeline	3.67	4-4	11	11	6	0/0	1	63.0	69	40	33	25	54	12	2	7	.272	2	0	0	1	2

9 ROOK, Rachel	1.48	5-1	12	0	0	0/2	2	23.2	10	5	5	14	26	0	1	1	.133	3	4	0	1	1
5 ESTES, Alexis	5.25	0-0	5	1	0	0/0	0	8.0	9	7	6	7	5	2	0	3	.290	0	1	0	0	2
Totals	2.77	15-7	22	22	8	3/2	3	146.2	133	73	58	56	128	22	3	17	.239	5	6	0	2	11
Opponents	4.50	7-15	22	22	12	3/0	0	141.2	154	106	91	60	128	28	6	11	.278	15	14	0	5	8

PB - Team (0), Opp (3). Pickoffs - Team (4), HAYES 2, TILLOTSON 2. SBA/ATT - KRUMREY (9-13), HAYES (9-11), TILLOTSON (5-7), ROOK (3-4), THOGMARTIN (2-2), DONALD (0-1).

YOUR REDHAWKS

SEASON/CAREER-HIGHS

MULTIPLE-HIT GAMES

Player	2	3	4	5+	Total
Rachel Anderson	5	4	-	-	9
Ashley Ellis	6	1	-	-	7
Mykaela Arellanes	5	1	-	-	6
Addison Barnouski	5	-	-	-	5
Parker Bandy	3	-	-	-	3
Sarah Messex	2	1	-	-	3
Claudia Gallo	3	-	-	-	3
Chelsy Pena	2	-	-	-	2
Rachael Donald	1	-	-	-	1
Brooke Rheinecker	1	-	-	-	1
Madison Harris	1	-	-	-	1

MULTIPLE-RBI GAMES

Player	2	3	4	5+	Total
Rachel Anderson	4	1	1	-	6
Ashley Ellis	1	2	2	-	5
Mykaela Arellanes	2	1	-	-	3
Addison Barnouski	1	2	-	-	3
Parker Bandy	1	1	-	-	2
Claudia Gallo	1	-	-	-	1
Chelsy Pena	1	-	-	-	1
Rachael Donald	1	-	-	-	1
Kaylee Anderson	1	-	-	-	1
Sarah Messex	-	1	-	-	1

INNING-BY-INNING SUMMARY

Inning	SEMO	Opp.
First	21	24
Second	26	11
Third	21	2
Fourth	18	16
Fifth	17	21
Sixth	8	2
Seventh	6	3
Extra	0	0
Totals	117	79

INNING-BY-INNING SUMMARY

Inning	SEMO	Opp.
First	0	0
Second	0	0
Third	0	0
Fourth	0	0
Fifth	0	0
Sixth	0	0
Seventh	0	0
Extra	0	0
Totals	0	0

CURRENT HITTING STREAKS

Player	Games	Started
Rachel Anderson	6	2/22
Ashley Ellis	4	3/1

CURRENT REACHED BASE STREAKS

Player	Games	Started
Rachel Anderson	13	2/15
Ashley Ellis	7	2/22

CAREER MULTIPLE-HIT GAMES

Player	2	3	4	5+	Total
Rachel Anderson	30	12	-	-	42
Mykaela Arellanes	29	6	-	-	35
Sarah Messex	20	2	1	-	23
Ashley Ellis	19	1	-	-	20
Addison Barnouski	17	2	-	-	19
Parker Bandy	16	2	-	-	18
Brooke Rheinecker	12	1	-	-	13
Claudia Gallo	7	1	-	-	8
Madison Harris	6	1	-	-	7
Chelsy Pena	2	-	-	-	2
Rachael Donald	1	-	-	-	1

CAREER MULTIPLE-RBI GAMES

Player	2	3	4	5+	Total
Rachel Anderson	15	7	1	-	23
Sarah Messex	12	7	-	-	19
Ashley Ellis	7	5	2	1	15
Addison Barnouski	10	4	-	-	14
Parker Bandy	10	2	-	-	12
Mykaela Arellanes	9	2	1	-	12
Claudia Gallo	6	-	-	-	6
Madison Harris	4	-	-	-	4
Rachael Donald	2	-	-	-	2
Brooke Rheinecker	1	1	-	-	2
Chelsy Pena	1	-	-	-	1

14 KAYLEE ANDERSON

2019 Hitting Season-Highs

At-Bats.....	4, 2x, last at Arkansas (2/22)
Runs.....	1, 5x, last vs. UL Monroe (3/1)
Hits.....	1, 5x, last vs. UL Monroe (3/1)
Doubles.....	1, vs. Drake (2/23)
Triples.....	1, vs. Drake (2/22)
Home Runs.....	-
RBI.....	2, vs. Drake (2/23)
Stolen Bases.....	1, vs. Mississippi Valley State (2/17)

2019 Pitching Season-Highs

Innings Pitched.....	3.0, vs. Coppin State (3/2)
Fewest Hits.....	1, at Arkansas (2/22)
Most Hits.....	8, at Louisiana Tech (2/16)
Fewest Runs.....	0, at Arkansas (2/22)
Most Runs.....	7, at Louisiana Tech (2/16)
Fewest Walks.....	0, 2x, last vs. Coppin State (3/2)
Strikeouts.....	3, at Louisiana Tech (2/16)

Hitting Career-Highs

At-Bats.....	4, 2x, last at Arkansas (2/22/19)
Runs.....	1, 6x, last vs. UL Monroe (3/1/19)
Hits.....	1, 5x, last vs. UL Monroe (3/1/19)
Doubles.....	1, vs. Drake (2/23/19)
Triples.....	1, vs. Drake (2/22/19)
Home Runs.....	-
RBI.....	2, vs. Drake (2/23/19)
Stolen Bases.....	1, vs. Mississippi Valley State (2/17/19)

Pitching Career-Highs

Innings Pitched.....	3.0, vs. Coppin State (3/2/19)
Fewest Hits.....	1, 2x, last at Arkansas (2/22/19)
Most Hits.....	8, at Louisiana Tech (2/16/19)
Fewest Runs.....	0, 2x, last at Arkansas (2/22/19)
Most Runs.....	7, at Louisiana Tech (2/16/19)
Fewest Walks.....	0, 4x, last vs. Coppin State (3/2/19)
Strikeouts.....	3, at Louisiana Tech (2/16/19)

2 RACHEL ANDERSON

2019 Season-Highs

At-Bats.....	5, at Northern Iowa (2/9)
Runs.....	3, at Central Arkansas (3/1)
Hits.....	3, 4x, last at Central Arkansas (3/1)
Doubles.....	1, 4x, last vs. IUPUI (2/23)
Triples.....	1, 4x, last at Central Arkansas (3/1)
Home Runs.....	1, 3x, last at Central Arkansas (3/1)
RBI.....	4, vs. Abilene Christian (2/15)
Stolen Bases.....	2, vs. UL Monroe (3/1)

Career-Highs

At-Bats.....	5, 2x, last at Northern Iowa (2/9/19)
Runs.....	3, 6x, last at Central Arkansas (3/1/19)
Hits.....	3, 12x, last at Central Arkansas (3/1/19)
Doubles.....	1, 25x, last vs. IUPUI (2/23/19)
Triples.....	2, 2x, last at Alcorn State (2/25/17)
Home Runs.....	1, 11x, last at Central Arkansas (3/1/19)
RBI.....	4, vs. Abilene Christian (2/15/19)
Stolen Bases.....	2, 4x, last vs. UL Monroe (3/1/19)

7 MYKAELA ARELLANES

2019 Season-Highs

At-Bats.....	4, 5x, last at Central Arkansas (3/1)
Runs.....	3, 3x, last vs. Missouri State (3/2)
Hits.....	3, vs. Abilene Christian (2/15)
Doubles.....	1, at Arkansas (2/22)
Triples.....	1, vs. Mississippi Valley State (2/17)
Home Runs.....	1, 2x, last vs. IUPUI (2/23)
RBI.....	3, at Northern Iowa (2/9)
Stolen Bases.....	1, 4x, last vs. Coppin State (3/2)

Career-Highs

At-Bats.....	5, vs. Tennessee State (4/28/18)
Runs.....	3, 4x, last vs. Missouri State (3/2/19)
Hits.....	3, 6x, last vs. Abilene Christian (2/15/19)
Doubles.....	2, vs. Tennessee State (2/11/17)
Triples.....	2, vs. Jarvis Christian College (2/11/17)
Home Runs.....	1, 7x, last vs. IUPUI (2/23/19)
RBI.....	4, vs. Tennessee State (4/28/18)
Stolen Bases.....	4, vs. Alabama A&M (3/11/17)

8 PARKER BANDY

2019 Season-Highs

At-Bats.....	4, 2x, last at Central Arkansas (3/1)
Runs.....	3, 2x, last vs. Abilene Christian (2/15)
Hits.....	2, 3x, last vs. Abilene Christian (2/15)
Doubles.....	1, vs. Toledo (2/9)
Triples.....	1, 2x, last vs. Toledo (2/9)
Home Runs.....	1, vs. Abilene Christian (2/15)
RBI.....	3, vs. South Dakota State (2/8)
Stolen Bases.....	1, 2x, last vs. Fairleigh Dickinson (2/16)

Career-Highs

At-Bats.....	5, at SIU Edwardsville (4/14/17)
Runs.....	3, vs. Toledo (2/9/19)
Hits.....	3, 2x, last vs. UT Martin (4/17/18)
Doubles.....	1, 17x, last vs. Toledo (2/9/19)
Triples.....	1, 7x, last vs. Toledo (2/9/19)
Home Runs.....	1, 5x, last vs. Abilene Christian (2/15/19)
RBI.....	3, 2x, last vs. South Dakota State (2/8/19)
Stolen Bases.....	2, vs. Tennessee State (2/11/17)

12 ADDISON BARNOUSKI

2019 Season-Highs

At-Bats.....	4, 2x, last at Central Arkansas (3/1)
Runs.....	1, 9x, last vs. Coppin State (3/2)
Hits.....	2, 5x, last vs. Missouri State (3/2)
Doubles.....	1, 3x, last vs. Missouri State (3/2)
Triples.....	-
Home Runs.....	1, 2x, last vs. Drake (2/23)
RBI.....	3, 2x, last vs. Missouri State (3/2)
Stolen Bases.....	-

Career-Highs

At-Bats.....	4, 12x, last at Central Arkansas (3/1/19)
Runs.....	3, at Murray State (4/8/18)
Hits.....	3, 2x, last at Alcorn State (2/25/17)
Doubles.....	1, 13x, last vs. Missouri State (3/2/19)
Triples.....	1, 2x, last vs. Tennessee State (4/28/18)
Home Runs.....	1, 10x, last vs. Drake (2/23/19)
RBI.....	3, 4x, last vs. Missouri State (3/2/19)
Stolen Bases.....	2, 2x, last at Murray State (4/8/18)

Pitching Career-Highs

Innings Pitched.....	2.0, vs. Jarvis Christian College (2/11/17)
Fewest Hits.....	1, at Jackson State (2/12/17)
Most Hits.....	4, 2x, last vs. Middle Tennessee (2/17/17)
Fewest Runs.....	0, at Jackson State (2/12/17)
Most Runs.....	4, vs. Middle Tennessee (2/17/17)
Fewest Walks.....	0, 2x, last at Jackson State (2/12/17)
Strikeouts.....	1, vs. Middle Tennessee (2/17/17)

YOUR REDHAWKS

SEASON/CAREER-HIGHS

6 MARISA DAVIS

2019 Season/Career-Highs

Innings Pitched.....3.0, vs. Drake (2/22)
 Fewest Hits.....0, vs. Toledo (2/9)
 Most Hits.....4, vs. Wichita State (2/15)
 Fewest Runs.....0, 5x, last vs. Drake (2/22)
 Most Runs.....4, 2x, last at Central Arkansas (3/1)
 Fewest Walks.....0, 3x, last vs. Mississippi Valley State (2/17)
 Strikeouts.....3, vs. Drake (2/23)

24 RACHAEL DONALD

2019 Season-Highs

At-Bats.....4, vs. South Dakota State (2/8)
 Runs.....1, 3x, last at Central Arkansas (3/1)
 Hits.....2, vs. South Dakota State (2/8)
 Doubles.....1, at Central Arkansas (3/1)
 Triples.....-
 Home Runs.....-
 RBI.....2, vs. South Dakota State (2/8)
 Stolen Bases.....-

Career-Highs

At-Bats.....4, vs. South Dakota State (2/8/19)
 Runs.....2, vs. Jarvis Christian College (2/11/17)
 Hits.....2, vs. South Dakota State (2/8/19)
 Doubles.....1, at Central Arkansas (3/1/19)
 Triples.....-
 Home Runs.....-
 RBI.....2, 2x, last vs. South Dakota State (2/8/19)
 Stolen Bases.....1, at Alabama State (2/23/18)

26 ASHLEY ELLIS

2019 Season-Highs

At-Bats.....4, 4x, last vs. Missouri State (3/2)
 Runs.....2, vs. Coppin State (3/2)
 Hits.....3, at Northern Iowa (2/9)
 Doubles.....1, 3x, last vs. UL Monroe (3/1)
 Triples.....1, at Northern Iowa (2/9)
 Home Runs.....1, 6x, last at Central Arkansas (3/1)
 RBI.....4, 2x, last vs. Fairleigh Dickinson (2/16)
 Stolen Bases.....1, vs. Drake (2/23)

Career-Highs

At-Bats.....5, at Tennessee State (4/29/17)
 Runs.....2, 5x, last vs. Coppin State (3/2/19)
 Hits.....3, at Northern Iowa (2/9/19)
 Doubles.....2, vs. Evansville (2/23/18)
 Triples.....1, 4x, last at Northern Iowa (2/9/19)
 Home Runs.....2, vs. Western Michigan (2/25/18)
 RBI.....5, at Jackson State (2/12/17)
 Stolen Bases.....1, 5x, last vs. Drake (2/23/19)

10 ASHLEY EMERT

2019 Season/Career-Highs

At-Bats.....3, vs. Abilene Christian (2/15)
 Runs.....-
 Hits.....1, vs. Abilene Christian (2/15)
 Doubles.....-
 Triples.....-
 Home Runs.....-
 RBI.....-
 Stolen Bases.....-

5 ALEXIS ESTES

2018 Season-Highs

Innings Pitched.....4.0, 2x, last vs. Toledo (2/9)
 Fewest Hits.....0, vs. UL Monroe (3/1)
 Most Hits.....3, 2x, last vs. Wichita State (2/15)
 Fewest Runs.....0, 3x, last vs. UL Monroe (3/1)
 Most Runs.....4, vs. Drake (2/23)
 Fewest Walks.....2, 3x, last vs. UL Monroe (3/1)
 Strikeouts.....2, 2x, last vs. Fairleigh Dickinson (2/16)

Career-Highs

Innings Pitched.....7.0, 3x, last vs. Eastern Kentucky (4/23/17)
 Fewest Hits.....0, 3x, last vs. UL Monroe (3/1/19)
 Most Hits.....13, at Missouri (4/18/17)
 Fewest Runs.....0, 14x, last vs. UL Monroe (3/1/19)
 Most Runs.....8, at Missouri (4/18/17)
 Fewest Walks.....0, 9x, last at Austin Peay (4/6/18)
 Strikeouts.....8, 2x, last vs. Eastern Kentucky (4/23/17)

4 CLAUDIA GALLO

2019 Season-Highs

At-Bats.....4, 4x, last at Arkansas (2/22)
 Runs.....3, at Northern Iowa (2/9)
 Hits.....2, 3x, last vs. Mississippi Valley State (2/17)
 Doubles.....1, 3x, last vs. UL Monroe (3/1)
 Triples.....1, vs. Mississippi Valley State (2/17)
 Home Runs.....1, at Northern Iowa (2/9)
 RBI.....2, at Northern Iowa (2/9)
 Stolen Bases.....1, 4x, last vs. IUPUI (2/23)

Career-Highs

At-Bats.....4, 6x, last at Arkansas (2/22/19)
 Runs.....3, at Northern Iowa (2/9/19)
 Hits.....3, vs. Murray State (4/9/17)
 Doubles.....1, 6x, last vs. UL Monroe (3/1/19)
 Triples.....1, 5x, last vs. Mississippi Valley State (2/17/19)
 Home Runs.....1, 3x, last at Northern Iowa (2/9/19)
 RBI.....2, 6x, last at Northern Iowa (2/9/19)
 Stolen Bases.....1, 7x, last vs. IUPUI (2/23/19)

27 ANNA GRIFFIN

2019 Season/Career-Highs

At-Bats.....4, at Central Arkansas (3/1)
 Runs.....1, 2x, last at Central Arkansas (3/1)
 Hits.....1, 3x, last at Central Arkansas (3/1)
 Doubles.....1, vs. UL Monroe (3/1)
 Triples.....-
 Home Runs.....1, 2x, last at Central Arkansas (3/1)
 RBI.....1, 2x, last at Central Arkansas (3/1)
 Stolen Bases.....-

22 MADISON HARRIS

2019 Season-Highs

At-Bats.....3, 3x, last vs. Coppin State (3/2)
 Runs.....2, vs. Coppin State (3/2)
 Hits.....2, vs. Coppin State (3/2)
 Doubles.....-
 Triples.....1, vs. Coppin State (3/2)
 Home Runs.....-
 RBI.....1, 2x, last vs. Coppin State (3/2)
 Stolen Bases.....1, 2x, last vs. Coppin State (3/2)

Career-Highs

At-Bats.....4, 6x, last at Murray State (4/8/18)
 Runs.....2, 4x, last vs. Coppin State (3/2/19)
 Hits.....3, vs. UMKC (3/17/17)
 Doubles.....1, 2x, last vs. Eastern Illinois (4/1/17)
 Triples.....1, vs. Coppin State (3/2/19)
 Home Runs.....1, at Kansas (3/19/17)
 RBI.....2, 4x, last vs. Tennessee State (4/28/18)
 Stolen Bases.....1, 8x, last vs. Coppin State (3/2/19)

18 MACKENZIE LONG

2019 Season-Highs

At-Bats.....2, vs. Coppin State (3/2)
 Runs.....1, 5x, last vs. Drake (2/23)
 Hits.....-
 Doubles.....-
 Triples.....-
 Home Runs.....-
 RBI.....-
 Stolen Bases.....1, 2x, last vs. Mississippi Valley State (2/17)

Career-Highs

At-Bats.....3, 2x, last at Eastern Kentucky (4/23/16)
 Runs.....1, 14x, last vs. Drake (2/23/19)
 Hits.....1, 2x, last at Eastern Kentucky (4/23/16)
 Doubles.....-
 Triples.....-
 Home Runs.....-
 RBI.....-
 Stolen Bases.....1, 5x, last vs. Mississippi Valley State (2/17/19)

11 DANINA MARTON

2019 Season-Highs

At-Bats.....3, vs. Coppin State (3/2)
 Runs.....1, 2x, last vs. Coppin State (3/2)
 Hits.....1, vs. Coppin State (3/2)
 Doubles.....-
 Triples.....-
 Home Runs.....-
 RBI.....-
 Stolen Bases.....-

Career-Highs

At-Bats.....3, vs. Coppin State (3/2/19)
 Runs.....1, 2x, last vs. Coppin State (3/2/19)
 Hits.....1, 2x, last vs. Coppin State (3/2/19)
 Doubles.....-
 Triples.....-
 Home Runs.....-
 RBI.....-
 Stolen Bases.....-

3 SARAH MESSEX

2019 Season-Highs

At-Bats.....4, 4x, last vs. Missouri State (3/2)
 Runs.....3, vs. UL Monroe (3/1)
 Hits.....3, vs. South Dakota State (2/8)
 Doubles.....1, 5x, last at Central Arkansas (3/1)
 Triples.....-
 Home Runs.....1, 2x, last vs. UL Monroe (3/1)
 RBI.....3, vs. UL Monroe (3/1)
 Stolen Bases.....1, 2x, last vs. UL Monroe (3/1)

Career-Highs

At-Bats.....4, 14x, last vs. Missouri State (3/2/19)
 Runs.....3, 2x, last vs. UL Monroe (3/1/19)
 Hits.....4, at Murray State (4/8/18)
 Doubles.....2, 3x, last vs. Tennessee State (4/28/18)
 Triples.....1, 2x, last vs. SIU Edwardsville (5/9/18)
 Home Runs.....1, 13x, last vs. UL Monroe (3/1/19)
 RBI.....3, 6x, last vs. UL Monroe (3/1/19)
 Stolen Bases.....2, 2x, last vs. SIU Edwardsville (4/13/18)

YOUR REDHAWKS

SEASON/CAREER-HIGHS

21 CHELSY PENA

2019 Season-Highs

At-Bats.....4, vs. Coppin State (3/2)
Runs.....1, 3x, last vs. Coppin State (3/2)
Hits.....2, 2x, last vs. Coppin State (3/2)
Doubles.....2, vs. Coppin State (3/2)
Triples.....-
Home Runs.....-
RBI.....2, vs. Coppin State (3/2)
Stolen Bases.....2, vs. UL Monroe (3/1)

1 PAYTON PIERCE

2019 Season-Highs

At-Bats.....1, 2x, last vs. Coppin State (3/2)
Runs.....-
Hits.....1, vs. Coppin State (3/2)
Doubles.....1, vs. Coppin State (3/2)
Triples.....-
Home Runs.....-
RBI.....-
Stolen Bases.....-

17 BROOKE RHEINECKER

2019 Season-Highs

At-Bats.....3, 6x, last vs. Coppin State (3/2)
Runs.....2, at Northern Iowa (2/9)
Hits.....2, at Northern Iowa (2/9)
Doubles.....-
Triples.....-
Home Runs.....-
RBI.....1, 2x, last vs. Coppin State (3/2)
Stolen Bases.....1, 4x, last vs. IUPUI (2/23)

Career-Highs

At-Bats.....4, 6x, last vs. Morehead State (4/22/17)
Runs.....2, 5x, last at Northern Iowa (2/9/19)
Hits.....3, vs. Alabama A&M (3/11/17)
Doubles.....1, at Austin Peay (4/6/18)
Triples.....-
Home Runs.....-
RBI.....3, vs. Jarvis Christian College (2/11/17)
Stolen Bases.....2, 2x, last vs. Tennessee State (4/28/18)

9 RACHEL ROOK

2019 Season

Innings Pitched.....5.0, 2x, last vs. UL Monroe (3/1)
Fewest Hits.....0, 4x, last vs. Drake (2/23)
Most Hits.....8, vs. Missouri State (3/2)
Fewest Runs.....0, 6x, last vs. UL Monroe (3/1)
Most Runs.....5, vs. Missouri State (3/2)
Fewest Walks.....0, 6x, last vs. Missouri State (3/2)
Strikeouts.....9, vs. UL Monroe (3/1)

Career-Highs

Innings Pitched.....5.0, 2x, last vs. UL Monroe (3/1/19)
Fewest Hits.....0, 13x, last vs. Drake (2/23/19)
Most Hits.....8, vs. Missouri State (3/2/19)
Fewest Runs.....0, 19x, last vs. UL Monroe (3/1/19)
Most Runs.....5, vs. Missouri State (3/2/19)
Fewest Walks.....0, 17x, last vs. Missouri State (3/2/19)
Strikeouts.....9, vs. UL Monroe (3/1/19)

15 HALEY THOGMARTIN

2019 Season/Career-Highs

Innings Pitched.....7.0, vs. IUPUI (2/23)
Fewest Hits.....0, 2x, last vs. Coppin State (3/2)
Most Hits.....8, at Arkansas (2/21)
Fewest Runs.....0, 5x, last vs. Coppin State (3/2/19)
Most Runs.....6, 3x, last vs. Drake (2/22)
Fewest Walks.....0, 3x, last vs. Missouri State (3/2)
Strikeouts.....7, 2x, last vs. Fairleigh Dickinson (2/16)

Career-Highs

Innings Pitched.....7.0, 6x, last vs. IUPUI (2/23/19)
Fewest Hits.....0, 6x, last vs. Coppin State (3/2/19)
Most Hits.....9, 3x, last at Creighton (3/10/18)
Fewest Runs.....0, 23x, last vs. Coppin State (3/2/19)
Most Runs.....9, vs. UMKC (3/6/16)
Fewest Walks.....0, 31x, last vs. Missouri State (3/2)
Strikeouts.....9, vs. Belmont (4/29/18)

20 LEAHA WININGER

2019 Season-Highs

At-Bats.....3, vs. Coppin State (3/2)
Runs.....1, vs. Coppin State (3/2)
Hits.....-
Doubles.....-
Triples.....-
Home Runs.....-
RBI.....-
Stolen Bases.....1, vs. Coppin State (3/2)

YOUR REDHAWKS

SEASON/CAREER STATISTICS



2019 Southeast Missouri Softball
Individual Season/Career Summary for Southeast Missouri (as of Mar 05, 2019)
(All games Sorted by Batting avg)



Record: 12-7 Home: 0-0 Away: 4-2 Neutral: 8-5 OVC: 0-0

Player	SEASON													CAREER												
	Avg	G-GS	AB	R	H	2B	3B	HR	RBI	BB	Hbp	SO	Sb-Att	Avg	G-GS	AB	R	H	2B	3B	HR	RBI	BB	Hbp	SO	Sb-Att
2 ANDERSON, Rachel	.475	19-19	59	15	28	4	4	3	20	8	0	9	7-8	.406	122-122	362	86	147	25	18	11	79	53	4	50	34-47
12 BARNOUSKI, Addison	.413	19-19	46	9	19	3	0	2	14	6	2	6	0-0	.297	110-92	259	49	77	15	2	12	55	20	4	54	11-11
26 ELLIS, Ashley	.396	19-19	53	10	21	3	1	6	22	2	0	9	1-1	.255	119-119	318	33	81	16	4	15	63	31	4	79	5-5
7 ARELLANES, Mykaela	.368	19-19	57	20	21	1	1	2	10	10	1	12	4-5	.343	111-111	344	84	118	18	7	7	49	53	3	58	29-34
4 GALLO, Claudia	.279	16-16	43	6	12	3	1	1	5	2	3	6	4-5	.269	93-57	160	24	43	6	5	3	22	8	13	35	8-10
3 MESSEX, Sarah	.275	19-19	51	12	14	5	0	2	8	10	0	9	2-2	.246	171-171	422	75	104	20	2	13	77	66	14	100	21-29
24 DONALD, Rachael	.261	14-11	23	3	6	1	0	0	2	4	1	8	0-0	.179	31-13	39	6	7	1	0	0	5	5	2	12	1-1
21 PENA, Chelsy	.261	14-4	23	3	6	2	0	0	4	0	0	4	2-2	.261	14-4	23	3	6	2	0	0	4	0	0	4	2-2
17 RHEINECKER, Brooke	.250	14-10	28	5	7	0	0	0	2	2	0	3	4-5	.283	107-72	205	35	58	1	0	0	11	5	1	21	22-28
27 GRIFFIN, Anna	.250	9-2	12	2	3	1	0	2	2	2	0	3	0-0	.250	9-2	12	2	3	1	0	2	2	2	0	3	0-0
22 HARRIS, Madison	.222	13-4	18	4	4	0	1	0	2	2	0	2	2-2	.243	98-30	136	32	33	2	1	1	17	16	0	19	8-10
8 BANDY, Parker	.200	17-17	45	11	9	1	2	1	10	2	0	9	2-2	.275	117-116	309	53	85	17	7	5	52	36	4	63	10-12
14 ANDERSON, Kaylee	.192	12-7	26	5	5	1	1	0	2	1	0	3	1-2	.136	29-10	44	7	6	1	1	0	2	2	0	8	1-2
10 EMERT, Ashley	.100	9-4	10	0	1	0	0	0	0	0	0	5	0-0	.100	9-4	10	0	1	0	0	0	0	0	0	5	0-0
1 PIERCE, Payton	.500	2-0	2	0	1	1	0	0	0	0	0	0	0-1	.333	74-0	237	51	79	13	1	3	22	32	6	46	23-32
11 MARTON, Danina	.200	7-0	5	2	1	0	0	0	0	1	0	1	0-0	.286	10-0	7	2	2	0	0	0	0	1	0	1	0-0
16 CONWAY, Randi Dae	.200	10-1	5	4	1	0	0	0	0	0	0	1	0-0	.203	66-22	59	23	12	1	0	0	2	2	1	17	3-5
20 WININGER, Leah	.000	5-0	6	1	0	0	0	0	0	1	0	1	1-1	.000	5-0	6	1	0	0	0	0	0	1	0	1	1-1
18 LONG, Mackenzie	.000	14-0	3	5	0	0	0	0	0	0	0	1	2-2	.100	64-3	20	14	2	0	0	0	0	2	1	9	5-5
6 DAVIS, Marisa	.000	1-0	0	0	0	0	0	0	0	0	0	0	0-0	.244	42-29	78	12	19	1	0	0	9	8	1	17	10-11
9 ROOK, Rachel	.000	1-1	0	0	0	0	0	0	0	0	0	0	0-0	.000	1-1	0	0	0	0	0	0	0	0	0	0	0-0
Totals	.309	19-19	515	117	159	26	11	19	103	53	7	92	32-38													
Opponents	.274	19-19	478	79	131	18	1	8	74	66	8	107	17-20													

(All games Sorted by Earned run avg)

	SEASON													CAREER													
Player	ERA	W-L	App	GS	CG	Sho	Sv	IP	H	R	ER	BB	SO	ERA	W-L	App	GS	CG	Sho	Sv	IP	H	R	ER	BB	SO	
15 THOGMARTIN, Haley	2.59	6-3	13	8	3	1	1	51.1	53	30	19	19	48	3.32	28-22	82	49	12	4	2	284.2	314	175	135	84	185	
9 ROOK, Rachel	3.36	2-2	11	4	0	0	0	25.0	27	13	12	10	34	3.15	7-7	37	7	0	0	4	73.1	61	36	33	34	88	
<hr/>																											
5 ESTES, Alexis	2.62	3-1	6	5	0	0	0	16.0	11	9	6	15	7	4.19	12-12	53	27	3	0	2	147.0	161	111	88	72	91	
6 DAVIS, Marisa	5.37	0-1	9	1	0	0	0	14.1	17	13	11	12	10	5.37	0-1	9	1	0	0	0	14.1	17	13	11	12	10	
14 ANDERSON, Kaylee	5.68	1-0	7	1	0	0	1	12.1	23	14	10	10	8	5.46	1-0	10	1	0	0	1	16.2	28	17	13	11	9	
Player	CH	PO	A	E	Fld%	SBA	CSB	SBA%	PB	CI	Ch	PO	A	E	Fld%	SBA	CSB	SBA%	PB	CI							
21 PENA, Chelsy	30	27	3	0	1.000	2	2	.500	0	0	30	27	3	0	1.000	2	2	.500	0	0							
7 ARELLANES, Mykaela	20	20	0	0	1.000	0	0	---	0	0	131	123	3	5	.962	0	0	---	0	0							
22 HARRIS, Madison	5	2	3	0	1.000	0	0	---	0	0	15	6	8	1	.933	0	0	---	0	0							
5 ESTES, Alexis	4	2	2	0	1.000	0	1	.000	0	0	44	6	37	1	.977	13	6	.684	0	0							
20 WININGER, Leah	4	3	1	0	1.000	0	0	---	0	0	4	3	1	0	1.000	0	0	---	0	0							
17 RHEINECKER, Brooke	2	2	0	0	1.000	0	0	---	0	0	39	35	1	3	.923	0	0	---	0	0							
11 MARTON, Danina	1	1	0	0	1.000	0	0	---	0	0	1	1	0	0	1.000	0	0	---	0	0							
9 ROOK, Rachel	1	1	0	0	1.000	5	1	.833	0	0	11	3	8	0	1.000	8	4	.667	0	0							
2 ANDERSON, Rachel	40	35	4	1	.975	0	0	---	0	0	217	196	18	3	.986	0	0	---	0	0							
24 DONALD, Rachael	67	62	3	2	.970	11	1	.917	2	0	92	83	7	2	.978	12	2	.857	2	0							
4 GALLO, Claudia	32	31	0	1	.969	0	0	---	0	0	104	97	5	2	.981	0	0	---	0	0							
10 EMERT, Ashley	30	29	0	1	.967	4	0	1.000	1	0	30	29	0	1	.967	4	0	1.000	1	0							
26 ELLIS, Ashley	79	73	3	3	.962	0	0	---	0	0	752	714	27	11	.985	0	0	---	0	0							
3 MESSEX, Sarah	43	22	19	2	.953	0	0	---	0	0	579	253	287	39	.933	3	0	1.000	0	0							
12 BARNOUSKI, Addison	49	19	25	5	.898	0	0	---	0	0	204	59	128	17	.917	1	0	1.000	0	0							
14 ANDERSON, Kaylee	12	5	5	2	.833	0	1	.000	0	0	26	13	11	2	.923	1	2	.333	0	0							
8 BANDY, Parker	31	14	11	6	.806	0	0	---	0	0	360	190	146	24	.933	0	0	---	0	0							
6 DAVIS, Marisa	5	2	2	1	.800	6	0	1.000	0	0	151	71	64	16	.894	6	0	1.000	0	0							
27 GRIFFIN, Anna	8	5	1	2	.750	0	0	---	0	0	8	5	1	2	.750	0	0	---	0	0							
15 THOGMARTIN, Haley	5	2	1	2	.600	6	0	1.000	0	0	51	13	33	5	.902	30	6	.833	0	0							
1 PIERCE, Payton	0	0	0	0	.000	0	0	---	0	0	146	133	5	8	.945	0	0	---	0	0							
16 CONWAY, Randi Dae	0	0	0	0	.000	0	0	---	0	0	39	23	13	3	.923	0	0	---	0	0							
18 LONG, Mackenzie	0	0	0	0	.000	0	0	---	0	0	7	4	3	0	1.000	0	0	---	0	0							
Totals	468	357	83	28	.940	17	3	.850	3	0																	
Opponents	510	356	123	31	.939	32	6	.842	1	1																	

YOUR REDHAWKS

GAME-BY-GAME HITTING

Opponent	AB	R	H	RBI	2B	3B	HR	BB	IBB	SB	CS	HBP	SAC	SF	GDP	K	PO	A	E	Avg
Southeast Missouri	32	7	12	7	1	1	0	4	0	3	0	0	0	0	0	1	21	4	1	.375
South Dakota State	29	3	7	3	1	0	1	6	0	0	0	1	0	0	0	5	21	9	1	.241
Southeast Missouri	29	5	8	5	3	1	0	3	0	0	0	1	0	0	0	2	21	3	3	.328
Northern Iowa	28	1	5	1	0	0	0	3	0	1	0	1	0	0	0	5	21	11	0	.211
Southeast Missouri	28	16	13	13	0	1	2	9	0	2	0	1	0	0	0	2	15	3	0	.371
Northern Iowa	18	0	4	0	1	0	0	1	0	0	0	0	0	0	0	4	15	6	4	.213
Southeast Missouri	28	7	12	7	2	2	0	3	0	3	1	0	0	0	0	6	21	7	1	.385
Toledo	25	5	6	5	0	0	2	6	0	1	0	1	0	1	0	4	18	6	1	.220
Southeast Missouri	24	1	4	1	1	0	1	1	0	0	1	1	0	0	0	13	21	3	0	.348
Drake	29	6	9	6	0	1	0	4	0	3	0	0	0	1	0	9	21	2	0	.240
Southeast Missouri	14	0	1	0	0	0	0	1	0	0	0	0	1	0	0	2	13	1	2	.323
Wichita State	21	8	9	8	4	0	1	2	0	1	0	0	1	1	0	0	15	4	0	.267
Southeast Missouri	28	10	14	9	0	1	4	2	0	2	0	0	0	0	0	1	15	3	0	.350
Abilene Christian	18	2	4	2	0	0	1	2	0	0	0	0	1	0	0	7	5	2	4	.262
Southeast Missouri	21	3	5	3	3	0	0	1	0	0	0	1	0	0	0	7	14	3	2	.338
Louisiana Tech	26	11	13	11	4	0	0	5	0	3	0	1	1	0	0	8	15	4	1	.294
Southeast Missouri	28	8	10	8	0	1	2	5	0	3	0	0	1	0	0	3	18	2	1	.341
Fairleigh Dickinson	19	0	2	0	0	0	0	3	0	0	0	0	1	0	0	9	18	7	1	.277
Southeast Missouri	29	7	8	3	1	1	1	3	0	4	0	0	0	0	0	1	21	6	1	.333
Mississippi Valley State	25	0	4	0	0	0	0	1	0	0	0	0	1	0	0	9	18	10	4	.265
Southeast Missouri	25	1	4	1	0	0	0	0	0	0	1	0	0	0	0	13	18	4	2	.318
Arkansas	29	7	10	7	1	0	2	3	0	0	0	0	0	1	0	4	21	7	1	.273
Southeast Missouri	27	2	5	2	0	1	0	7	0	3	0	1	0	0	1	10	21	4	4	.307
Drake	29	6	8	6	2	0	0	5	0	2	0	0	1	0	0	4	21	2	2	.274
Southeast Missouri	31	6	10	6	1	0	2	1	0	0	0	0	0	0	0	8	21	4	1	.308
Arkansas	27	1	7	1	0	0	0	5	0	0	0	1	0	0	1	2	21	7	1	.272
Southeast Missouri	29	5	7	5	2	0	2	1	0	2	1	0	0	0	0	7	18	6	2	.303
Drake	23	7	7	6	0	0	0	8	0	2	1	0	2	0	0	4	21	5	2	.275
Southeast Missouri	24	5	3	5	1	0	1	1	0	2	0	0	0	0	0	2	21	6	3	.292
IUPUI	27	3	6	2	0	0	0	3	0	2	0	0	0	1	0	3	18	4	3	.271
Southeast Missouri	25	8	8	6	3	0	1	1	0	5	0	1	0	1	0	2	18	5	1	.299
UL-Monroe	19	0	2	0	1	0	0	3	0	0	2	0	1	0	0	10	6	2	5	.263
Southeast Missouri	34	11	14	9	3	1	3	1	0	0	1	0	0	0	0	5	21	4	2	.308
Central Arkansas	28	7	7	6	1	0	0	3	0	1	0	1	0	0	0	6	21	7	2	.262
Southeast Missouri	31	11	10	8	3	1	0	6	0	3	1	0	0	0	0	3	21	7	1	.309
Coppin State	27	5	8	4	1	0	0	3	0	0	0	1	0	1	1	8	21	12	2	.264
Southeast Missouri	29	4	9	4	1	0	0	3	0	0	0	1	0	0	1	4	18	8	2	.309
Missouri State	31	7	13	6	2	0	1	0	0	1	0	1	0	0	0	6	21	10	2	.274
Southeast Missouri																				
UMKC																				
Southeast Missouri																				
Kansas																				
Southeast Missouri																				
UMKC																				
Southeast Missouri																				
Kansas																				
Southeast Missouri																				
Maine																				
Southeast Missouri																				
Missouri State																				
Southeast Missouri																				
Northern Illinois																				
Southeast Missouri																				
Omaha																				
Southeast Missouri																				
Detroit-Mercy																				
Southeast Missouri																				
Omaha																				
Southeast Missouri																				
Southern Illinois																				

YOUR REDHAWKS

GAME-BY-GAME HITTING

Southeast Missouri

Tennessee State

Southeast Missouri

Tennessee State

Southeast Missouri

Belmont

Southeast Missouri

Belmont

Southeast Missouri

Morehead State

Southeast Missouri

Morehead State

Southeast Missouri

Eastern Kentucky

Southeast Missouri

Eastern Kentucky

Southeast Missouri

SIU Edwardsville

Southeast Missouri

SIU Edwardsville

Southeast Missouri

UT Martin

Southeast Missouri

UT Martin

Southeast Missouri

Austin Peay

Southeast Missouri

Austin Peay

Southeast Missouri

Murray State

Southeast Missouri

Murray State

Southeast Missouri

Eastern Illinois

Southeast Missouri

Eastern Illinois

Southeast Missouri

Missouri

Southeast Missouri

Missouri

Southeast Missouri

Tennessee Tech

Southeast Missouri

Tennessee Tech

Southeast Missouri

Jacksonville State

Southeast Missouri

Jacksonville State

YOUR REDHAWKS

GAME-BY-GAME PITCHING

Opponent	IP	H	R	ER	BB	SO	2B	3B	HR	WP	BK	HBP	DP	IBB	Score	W-L	SV	ERA
Southeast Missouri	7.0	7	3	3	6	5	1	0	1	0	0	1	0	0	7-3	1-0	0	3.86
South Dakota State	7.0	12	7	7	4	1	1	1	0	1	0	0	0	0	3-7	0-1	0	9.00
Southeast Missouri	7.0	5	1	1	3	5	0	0	0	1	0	1	0	0	5-1	2-0	0	2.57
Northern Iowa	7.0	8	5	5	3	2	3	1	0	1	0	1	0	0	1-5	0-2	0	7.71
Southeast Missouri	5.0	4	0	0	1	4	1	0	0	0	0	0	1	0	16-0	3-0	0	1.89
Northern Iowa	5.0	13	16	8	9	2	0	1	2	1	0	1	0	0	0-16	0-3	0	9.47
Southeast Missouri	7.0	6	5	5	6	4	0	0	2	2	0	1	1	0	7-5	4-0	1	3.12
Toledo	6.0	12	7	7	3	6	2	2	0	1	0	0	0	0	5-7	0-4	0	9.72
Southeast Missouri	7.0	9	6	6	4	9	0	1	0	0	0	0	0	0	1-6	4-1	1	4.09
Drake	7.0	4	1	1	1	13	1	0	1	1	0	1	0	0	6-1	1-4	0	7.88
Southeast Missouri	4.1	9	8	6	2	0	4	0	1	0	0	0	0	0	0-8	4-2	1	5.06
Wichita State	5.0	1	0	0	1	2	0	0	0	0	0	0	1	0	8-0	2-4	0	6.81
Southeast Missouri	5.0	4	2	2	2	7	0	0	1	0	0	0	0	0	10-2	5-2	1	4.89
Abilene Christian	4.1	14	10	10	2	1	0	1	4	0	1	0	0	0	2-10	2-5	0	8.27
Southeast Missouri	4.2	13	11	9	5	8	4	0	0	1	0	1	0	0	3-11	5-3	1	6.13
Louisiana Tech	5.0	5	3	0	1	7	3	0	0	0	0	1	0	0	11-3	3-5	0	7.38
Southeast Missouri	6.0	2	0	0	3	9	0	0	0	1	0	0	1	0	8-0	6-3	1	5.43
Fairleigh Dickinson	6.0	10	8	8	5	3	0	1	2	0	0	0	0	0	0-8	3-6	0	7.91
Southeast Missouri	7.0	4	0	0	1	9	0	0	0	0	0	0	0	0	7-0	7-3	1	4.80
Mississippi Valley State	6.0	8	7	3	3	1	1	1	1	0	0	0	0	0	0-7	3-7	0	7.56
Southeast Missouri	6.0	10	7	3	3	4	1	0	2	0	0	0	0	0	1-7	7-4	1	3.71
Arkansas	7.0	4	1	0	0	13	0	0	0	1	0	0	0	0	7-1	4-7	0	5.25
Southeast Missouri	7.0	8	6	3	5	4	2	0	0	0	0	0	0	0	2-6	7-5	1	3.64
Drake	7.0	5	2	2	7	10	0	1	0	1	0	1	1	0	6-2	5-7	0	4.94
Southeast Missouri	7.0	7	1	1	5	2	0	0	0	1	0	1	1	0	6-1	8-5	2	3.41
Arkansas	7.0	10	6	5	1	8	1	0	2	0	0	0	0	0	1-6	5-8	0	4.94
Southeast Missouri	6.0	7	7	3	8	4	0	0	0	0	0	0	0	0	5-7	8-6	2	3.42
Drake	7.0	7	5	5	1	7	2	0	2	0	0	0	0	0	7-5	6-8	1	4.95
Southeast Missouri	7.0	6	3	1	3	3	0	0	0	1	0	0	1	0	5-3	9-6	2	3.24
IUPUI	6.0	3	5	1	1	2	1	0	1	0	0	0	1	0	3-5	6-9	1	4.70
Southeast Missouri	6.0	2	0	0	3	10	1	0	0	1	0	0	0	0	8-0	10-6	2	3.04
UL-Monroe	5.2	8	8	6	1	2	3	0	1	0	0	1	0	0	0-8	6-10	1	4.87
Southeast Missouri	7.0	7	7	6	3	6	1	0	0	0	0	1	0	0	11-7	11-6	2	3.24
Central Arkansas	7.0	14	11	10	1	5	3	1	3	2	0	0	0	0	7-11	6-11	1	5.22
Southeast Missouri	7.0	8	5	5	3	8	1	0	0	0	0	1	2	0	11-5	12-6	2	3.35
Coppin State	7.0	10	11	9	6	3	3	1	0	2	0	0	0	0	5-11	6-12	1	5.45
Southeast Missouri	6.0	13	7	4	0	6	2	0	1	0	0	1	0	0	4-7	12-7	2	3.41
Missouri State	7.0	9	4	3	3	4	1	0	0	0	0	1	2	0	7-4	7-12	2	5.31
Southeast Missouri																		
Loyola-Chicago																		
Southeast Missouri																		
Loyola-Chicago																		
Southeast Missouri																		
UMKC																		
Southeast Missouri																		
Kansas																		
Southeast Missouri																		
UMKC																		
Southeast Missouri																		
Kansas																		
Southeast Missouri																		
Maine																		
Southeast Missouri																		
Missouri State																		
Southeast Missouri																		
Northern Illinois																		
Southeast Missouri																		
Omaha																		
Southeast Missouri																		
Detroit-Mercy																		

YOUR REDHAWKS

GAME-BY-GAME PITCHING

Southeast Missouri

Omaha

Southeast Missouri

Southern Illinois

Southeast Missouri

Tennessee State

Southeast Missouri

Belmont

Southeast Missouri

Belmont

Southeast Missouri

Morehead State

Southeast Missouri

Morehead State

Southeast Missouri

Eastern Kentucky

Southeast Missouri

Eastern Kentucky

Southeast Missouri

SIU Edwardsville

Southeast Missouri

SIU Edwardsville

Southeast Missouri

UT Martin

Southeast Missouri

UT Martin

Southeast Missouri

Austin Peay

Southeast Missouri

Austin Peay

Southeast Missouri

Murray State

Southeast Missouri

Murray State

Southeast Missouri

Eastern Illinois

Southeast Missouri

Eastern Illinois

Southeast Missouri

Missouri

Southeast Missouri

Missouri

Southeast Missouri

Tennessee Tech

Southeast Missouri

Tennessee Tech

Southeast Missouri

Jacksonville State

Southeast Missouri

Jacksonville State

YOUR REDHAWKS

GAME-BY-GAME LINEUPS

Opponent	P	C	1B	2B	3B	SS	LF	CF	RF	DP
South Dakota State	Thogmartin	Donald	Ellis	Bandy	Barnouski	Messex	Gallo	R. Anderson	Arellanes	Rheinecker
Northern Iowa	Estes	Emert	Ellis	Bandy	Barnouski	Messex	Gallo	R. Anderson	Arellanes	Harris
Northern Iowa	Thogmartin	Donald	Ellis	Bandy	Barnouski	Messex	Gallo	R. Anderson	Arellanes	Rheinecker
Toledo	Estes	Pena	Ellis	Bandy	Barnouski	Messex	Gallo	R. Anderson	Arellanes	K. Anderson
Drake	Thogmartin	Pena	Ellis	Bandy	Barnouski	Messex	Gallo	R. Anderson	Arellanes	Rheinecker
Wichita State	Estes	Donald	Ellis	Bandy	Barnouski	Messex	Gallo	R. Anderson	Arellanes	Rheinecker
Abilene Christian	Thogmartin	Emert	Ellis	Bandy	Barnouski	Messex	Gallo	R. Anderson	Arellanes	K. Anderson
Louisiana Tech	Rook	Donald	Ellis	Bandy	Barnouski	Messex	Gallo	R. Anderson	Arellanes	Conway
Fairleigh Dickinson	Estes	Emert	Ellis	Bandy	Barnouski	Messex	Gallo	R. Anderson	Arellanes	Harris
Mississippi Valley State	Thogmartin	Donald	Ellis	Bandy	Barnouski	Messex	Gallo	R. Anderson	Arellanes	Rheinecker
Arkansas	Rook	Donald	Ellis	Bandy	Barnouski	Messex	Gallo	R. Anderson	Arellanes	Rheinecker
Drake	Thogmartin	Donald	Ellis	Bandy	Barnouski	Messex	Gallo	R. Anderson	Arellanes	K. Anderson
Arkansas	Rook	Donald	Ellis	Bandy	Barnouski	Messex	Gallo	R. Anderson	Arellanes	K. Anderson
Drake	Estes	Donald	Ellis	Bandy	Barnouski	Messex	Gallo	R. Anderson	Arellanes	K. Anderson
IUPUI	Thogmartin	Emert	Ellis	Harris	Barnouski	Messex	Gallo	R. Anderson	Arellanes	Rheinecker
UL Monroe	Rook	Pena	Ellis	K. Anderson	Barnouski	Messex	Gallo	R. Anderson	Arellanes	Bandy
Central Arkansas	Davis	Donald	Ellis	Bandy	Barnouski	Messex	Rheinecker	R. Anderson	Arellanes	Griffin
Coppin State	K. Anderson	Pena	Ellis	Harris	Barnouski	Messex	Rheinecker	R. Anderson	Arellanes	Griffin
Missouri State	Rook	Donald	Ellis	Bandy	Barnouski	Messex	Rheinecker	R. Anderson	Arellanes	K. Anderson
UMKC										
Kansas										
UMKC										
Kansas										
Maine										
Missouri State										
Northern Illinois										
Omaha										
Detroit-Mercy										
Omaha										
Southern Illinois										
Tennessee State										
Tennessee State										
Belmont										
Belmont										
Morehead State										
Morehead State										
Eastern Kentucky										
Eastern Kentucky										
SIU Edwardsville										
SIU Edwardsville										
UT Martin										
UT Martin										
Austin Peay										
Austin Peay										
Murray State										
Murray State										
Eastern Illinois										
Eastern Illinois										
Missouri										
Missouri										
Tennessee Tech										
Tennessee Tech										
Jacksonville State										
Jacksonville State										

YOUR REDHAWKS

2019 STATISTICS

HITTING GAME HIGHS

At bats:	34	at Central Arkansas (03-01-19)
Runs scored:	16	at UNI (02-09-19)
Hits:	14	(2 games)
RBIs:	13	at UNI (02-09-19)
Doubles:	3	(5 games)
Triples:	2	vs Toledo (02-09-19)
Home runs:	4	vs Abilene Christian (02-15-19)
Total bases:	28	(2 games)
Walks:	9	at UNI (02-09-19)
Strikeouts:	13	(2 games)
Sac hits:	1	(3 games)
Sac flies:	1	vs Louisiana-Monroe (03-01-19)
Stolen bases:	5	vs Louisiana-Monroe (03-01-19)
Hit by pitch:	1	(7 games)
Caught stealing:	1	(6 games)
Runners LOB:	12	vs Drake (02-22-19)
Hit into DP:	2	vs Missouri State (03-02-19)

FIELDING GAME HIGHS

Putouts:	21	(10 games)
Assists:	8	vs Missouri State (03-02-19)
Errors:	3	(3 games)
Passed balls:	1	(3 games)
DPs turned:	2	vs Coppin State (03-02-19)

PITCHING GAME HIGHS

Innings pitched:	7.0	(10 games)
Runs allowed:	11	at Louisiana Tech (02-16-19)
Earned runs:	9	at Louisiana Tech (02-16-19)
Walks allowed:	8	vs Drake (02-23-19)
Strikeouts:	10	vs Louisiana-Monroe (03-01-19)
Hits allowed:	13	(2 games)
Doubles allowed:	4	(2 games)
Triples allowed:	1	vs Drake (02-10-19)
Homers allowed:	2	(2 games)
Wild pitches:	2	vs Toledo (02-09-19)
Hit batters:	1	(8 games)

INDIVIDUAL HITTING GAME HIGHS

At bats:	5	ANDERSON, Rachel at UNI (02-09-19)
Runs scored:	3	(8 games)
Hits:	3	(7 games)
RBIs:	4	(3 games)
Doubles:	2	PENA, Chelsy vs Coppin State (03-02-19)
Triples:	1	(11 games)
Home runs:	1	(19 games)
Total bases:	8	(3 games)
Walks:	3	ARELLANES, Mykaela at UNI (02-09-19)
Strikeouts:	3	(2 games)
Sac hits:	1	(3 games)
Sac flies:	1	BARNOUSKI, Addison vs Louisiana-Monroe (03-01-19)
Stolen bases:	2	(2 games)
Hit by pitch:	1	(7 games)
Caught stealing:	1	(6 games)
Runners LOB:	4	MESSEX, Sarah at UNI (02-09-19)

INDIVIDUAL FIELDING GAME HIGHS

Putouts:	10	(2 games)
Assists:	3	(2 games)
Errors:	3	BARNOUSKI, Addison at UNI (02-08-19)
Passed balls:	1	(3 games)

INDIVIDUAL PITCHING GAME HIGHS

Innings pitched:	7.0	THOGMARTIN, Haley vs IUPUI (02-23-19)
Runs allowed:	7	ANDERSON, Kaylee at Louisiana Tech (02-16-19)
Earned runs:	6	THOGMARTIN, Haley vs Drake (02-10-19)
Walks allowed:	4	(2 games)
Strikeouts:	9	ROOK, Rachel vs Louisiana-Monroe (03-01-19)
Hits allowed:	8	(3 games)
Doubles allowed:	2	(5 games)
Triples allowed:	1	THOGMARTIN, Haley vs Drake (02-10-19)
Homers allowed:	2	(2 games)
Wild pitches:	2	ROOK, Rachel vs Toledo (02-09-19)
Hit batters:	1	(8 games)

SOUTHEAST MISSOURI'S RECORD

Overall:	12-7
At Home:	0-0
On the Road:	4-2
At Neutral Sites:	8-5
Against Non-OVC Opponents:	12-7
Against OVC Opponents:	0-0
In Home OVC Games:	0-0
In Away OVC Games:	0-0
vs. Ranked Teams:	1-1
In February:	9-6
In March:	3-1
In April:	0-0
In May:	0-0
On Mondays:	0-0
On Tuesdays:	0-0
On Wednesdays:	0-0
On Thursdays:	0-1
On Fridays:	6-2
On Saturdays:	5-3
On Sundays:	1-1
In Day Games:	9-7
In Night Games:	3-0
In Extra Inning Games:	0-0
When Redhawks Score First:	7-1
When Opponents Score First:	5-6
vs. Left-Handed Starter:	2-2
vs. Right-Handed Starter:	10-5
In 1-Run Games:	0-0
In 2-Run Games:	2-1
In 5+ Run Games:	7-4
Shutouts:	4-1
When Leading After Six Innings:	8-0
When Trailing After Six Innings:	0-5
When Tied After Six Innings:	0-0
When Redhawks Starter Goes 6 or more Innings:	1-0
When Redhawks Get 10 or more Hits:	8-0
When Redhawks Outthit Opponents:	11-0
When Redhawks Get Outthit:	1-6
When Hits are Tied:	0-1
When Scoring 0-2 Runs:	0-4
When Scoring 3-5 Runs:	2-3
When Scoring 6-9 Runs:	6-0
When Scoring 10+ Runs:	4-0
When Opponents Score 0-2 Runs:	7-0
When Opponents Score 3-5 Runs:	4-0
When Opponents Score 6-9 Runs:	1-6
When Opponents Score 10+ Runs:	0-1
Without Hitting a Home Run:	4-5
When Hitting 1 Home Run:	3-1
When Hitting 2+ Home Runs:	5-1
Committing 0 Errors:	2-1
Committing 1 Error:	7-0
Committing 2+ Errors:	3-6 x