

YOUR REDHAWKS

2019 SOUTHEAST MISSOURI SOFTBALL

GAMES
34-37



This Weekend's Schedule

Mar. 29..... Morehead State, 1 p.m., CT
Morehead State, 3 p.m., CT
Mar. 31..... Eastern Kentucky, 1 p.m., CT
Eastern Kentucky, 3 p.m., CT

MOREHEAD STATE (2-21, 0-4) / EASTERN KENTUCKY (16-11, 3-1)

Southeast Missouri (25-8, 3-1) vs. Morehead State

Date.....Friday, March 29, 2019
First Pitch.....1 p.m., CT (DH)
Location.....Cape Girardeau, Mo.
Facility.....Southeast Softball Complex (600)
Series History.....SEMO leads, 59-22
Video/Live Stats.....ESPN+/GoSoutheast.com

Southeast Missouri (25-8, 3-1) vs. Eastern Kentucky

Date.....Sunday, March 31, 2019
First Pitch.....1 p.m., CT (DH)
Location.....Cape Girardeau, Mo.
Facility.....Southeast Softball Complex (600)
Series History.....SEMO leads, 37-35
Video/Live Stats.....ESPN+/GoSoutheast.com

Strategic Communications

Jeff Honza
Assistant Director of Athletics
Phone: (573) 651-2933
Email: redhawk1@me.com

GOSOUTHEAST.COM

#LETSSOAR

2019 SCHEDULE/RESULTS

February (9-6)

8	vs. South Dakota State !	W, 7-3
8	at Northern Iowa !	W, 5-1
9	at Northern Iowa !	W, 16-0 (5)
9	vs. Toledo !	W, 7-5
10	vs. Drake !	L, 1-6
15	vs. Wichita State @	L, 0-8 (5)
15	vs. Abilene Christian @	W, 10-2 (5)
16	at Louisiana Tech @	L, 3-11 (5)
16	vs. Fairleigh Dickinson @	W, 8-0 (6)
17	vs. Mississippi Valley State @	W, 7-0
21	at #12 Arkansas # SEC NETWORK+	L, 1-7
22	vs. Drake #	L, 2-6
22	at #12 Arkansas #	W, 6-1
23	vs. Drake #	L, 5-7
23	vs. IUPUI #	W, 5-3

March (16-2, 3-1 OVC)

1	vs. UL-Monroe \$	W, 8-0 (6)
1	at Central Arkansas \$	W, 11-7
2	vs. Coppin State \$	W, 11-5
2	vs. Missouri State \$	L, 4-7
5	Loyola-Chicago (DH)	Cancelled
8	vs. UMKC %	W, 8-2
8	at Kansas % ESPN+	W, 2-0
9	vs. UMKC %	W, 8-2
10	vs. Maine %	W, 6-2
10	at Kansas %	W, 2-1
14	Missouri State	W, 5-2
16	vs. Northern Illinois &	W, 14-4 (5)
16	vs. Omaha &	W, 9-4
17	vs. Detroit-Mercy &	W, 9-0 (6)
17	vs. Omaha &	W, 3-1
23	at Tennessee State*	W, 8-0; W, 11-1 (6)
24	at Belmont* ESPN+	W, 3-2; L, 0-7
29	Morehead State* (DH) ESPN+	1 p.m.
31	Eastern Kentucky* (DH) ESPN+	1 p.m.

April (0-0, 0-0 OVC)

6	at SIU Edwardsville* (DH)	1 p.m.
9	at UT Martin* (DH)	4 p.m.
12	Austin Peay* (DH) ESPN+	2 p.m.
14	Murray State* (DH) ESPN+	1 p.m.
16	Southern Illinois	5 p.m.
17	Saint Louis (DH)	4 p.m.
19	Eastern Illinois* (DH)	2 p.m.
23	at Missouri (DH)	4 p.m.
26	at Tennessee Tech* (DH)	4 p.m.
28	at Jacksonville State* (DH)	1 p.m.

May (0-0)

8-11 OVC Tournament Oxford, Ala.

! - UNI Dome Classic (Cedar Falls, Iowa); @ - Louisiana Tech Invitational (Ruston, La.); # - Razorback Invitational (Fayetteville, Ark.); UCA Classic (Conway, Ark.); % - Jayhawk Classic (Lawrence, Kan.); & - Billiken Spring Tournament (St. Louis, Mo.)
• - Denotes Ohio Valley Conference Game
Home Games in **Bold** All Times Central and Subject to Change

Redhawks Continue OVC Play

Southeast Missouri (25-8, 3-1) resumes Ohio Valley Conference play when it hosts Morehead State (2-21, 0-4)

Friday and defending OVC regular-season champion Eastern Kentucky (16-11, 3-1) Sunday. A 1 p.m., CT doubleheader is scheduled for both days at the Southeast Softball Complex.

Follow the Redhawks

Watch both doubleheaders this weekend live on ESPN+. Live stats are available at GoSoutheast.com. Twitter updates provided @SEMOsoftball.

FREE Tailgate Sunday

There will be a FREE tailgate for fans at Sunday's softball doubleheader against Eastern Kentucky. Kohlfeld Distributing is sponsoring the event.

OVC Home-Openers

Southeast Missouri owns a 17-10 record in Ohio Valley Conference home-openers. The Redhawks are 2-2 in such games under head coach Mark Redburn.

Hot Redhawks

The Redhawks are a scorching 16-2 this month. Southeast Missouri recently saw a season-long 13-game winning streak end with a 7-0 loss to Belmont (Mar. 24). It was SEMO's first loss since Mar. 2. The Redhawks were on a 10-game winning streak for the first time in 10 years. SEMO has won 18 of its last 21 contests.

OVC Play Underway

Southeast Missouri opened Ohio Valley Conference play with a 3-1 record after sweeping Tennessee State (Mar. 23) and

splitting with Belmont (Mar. 24) in doubleheaders last week. SEMO, Jacksonville State, UT Martin and Eastern Kentucky all posted 3-1 marks in during the first weekend of league play.

25 or More Wins

Southeast Missouri is one of 17 teams in the nation with 25 or more wins this season. The Redhawks rank 25th in the country with a .758 winning percentage at 25-8 overall. Here are the 17 teams with 25 or more victories in NCAA Division I softball this year:

Alabama.....	33-1 (.971)
UCLA	27-1 (.964)
Oklahoma.....	29-2 (.935)
Florida State.....	32-3 (.914)
Virginia Tech.....	27-4 (.871)
Louisiana.....	26-4 (.867)
Auburn.....	28-5 (.848)
Texas Tech.....	27-5 (.844)
Tennessee	26-5 (.839)
Texas	29-6 (.829)
LSU	28-6 (.824)
Florida.....	27-6 (.818)
Southeast Missouri	25-8 (.758)
Arizona State.....	25-8 (.758)
Georgia.....	25-9 (.735)
Indiana.....	25-9 (.735)
Ball State.....	25-10 (.714)

THIS IS SEMO

Southeast Missouri or **SEMO** is the preferred reference for Southeast Missouri State University athletic teams. Southeastern Missouri State is not an acceptable reference.



YOUR REDHAWKS

2019 SOFTBALL NOTES / MOREHEAD STATE / EASTERN KENTUCKY

OVC Openers

With its 8-0 victory over Tennessee State (Mar. 23), Southeast Missouri improved to 18-10 all-time in Ohio Valley Conference openers. SEMO started league play with a win for the seventh time in nine years.

Series History

Southeast Missouri is 59-22 all-time against Morehead State and holds a 37-35 advantage in its series against Eastern Kentucky. SEMO won three of its last four meetings with MSU. The Redhawks are looking to snap a three-game losing skid in their series against EKU.

Thogmartin Reaches 10 Wins

Haley Thogmartin (10-3) won her 10th game in the circle this season when she beat Tennessee State (Mar. 23). Thogmartin tossed five scoreless innings and recorded six strikeouts in that game. She became the third Ohio Valley Conference pitcher to get 10 or more wins this year joining Jacksonville State's Faith Sims (12) and Austin Peay's Morgan Rackel (12). This year marks the second-straight where Thogmartin has recorded 10 victories. She has won in each of her last four starts.

Anderson Surpasses 100 Runs

Rachel Anderson achieved another milestone in her career when she scored her 100th career run at Tennessee State (Mar. 23). Anderson accumulated over 100 runs (101), 150 hits (166) and 130 starts (136) in her career to date. She is seven RBI away from getting 100 in that category as well.

Gallo Has Strong Week

Left fielder Claudia Gallo hit .500 (5-for-10) with five runs scored, a double, home run, two RBI and one stolen base to lead Southeast Missouri to a 3-1 start in Ohio Valley Conference play last week. Gallo had multiple hits in two of her four starts. She hit the game-winning home run in the top of the seventh inning to give SEMO a 3-2 win in game one of its doubleheader against Belmont (Mar. 24). Gallo also registered a .900 slugging

percentage and .500 on-base percentage for the week.

Awesome Defense

Defensively, Southeast Missouri has gone 14 games without committing an error this season. Overall, SEMO is 22-2 in games where it has one or no errors. In the last 14 games alone, the Redhawks committed only three errors on 383 chances. SEMO also went error free in 11 contests and boasted a .992 fielding percentage during that span.

Top-30 in the Nation

Southeast Missouri ranks among the top 30 NCAA Division I teams in seven different statistical categories. Entering this week, the Redhawks are fifth in triples per game (.048), 22nd in batting average (.315), 24th in stolen bases per game (1.85), 25th in win-loss percentage (.758), 27th in slugging percentage (.512), 29th in double plays turned per game (.048) and 30th in scoring (6.2 runs per game).

Individual Attention

Nine Redhawks currently rank in the national NCAA Division I softball statistics this week. Here is a list of those who rate among the top 30 individuals:

Rachel Anderson 2nd in Triples (7)
3rd in 3B Per Game (0.21)
6th in Total Bases (88)
7th in hits (47)
11th in BAVg (.475)
15th in OB% (.559)
19th in SLG% (.889)
29th in RBI (34)
Ashley Ellis 22nd in Sac Flies (3)

Tops in the OVC

The Redhawks lead the Ohio Valley Conference in batting average (.315), on-base percentage (.393), runs scored (205), hits (282), RBI (176), triples (16), wins (25), total bases (458), walks (97), hit by pitch (21), batters struck out looking (50), saves (6) and fielding double plays (16). Rachel Anderson leads the league in batting average (.475), slugging percentage (.889), on-base percentage (.559), hits (47), triples (7) and total bases (88); Mykaela Arellanes is first in

2019 OVC STANDINGS

School	Conference				Overall			
	W	L	I	Pct.	W	L	I	Pct.
Murray State	2	0	0	1.000	12	15	0	.444
Southeast Missouri	3	1	0	.750	25	8	0	.758
Jacksonville State	3	1	0	.750	19	7	0	.731
UT Martin	3	1	0	.750	21	11	0	.656
Eastern Kentucky	3	1	0	.750	16	11	0	.593
Belmont	2	2	0	.500	19	10	0	.655
Tennessee Tech	2	2	0	.500	12	13	0	.480
Austin Peay	1	1	0	.500	16	14	0	.533
Eastern Illinois	1	3	0	.250	10	23	0	.303
SIUE	0	0	0	.000	8	11	0	.421
Tennessee State	0	4	0	.000	5	14	0	.263
Morehead State	0	4	0	.000	2	21	0	.087

THIS WEEK'S SCHEDULE

Tuesday, March 26

Illinois 8, Eastern Illinois 7 (8 innings)

Wednesday, March 27

Memphis at Murray State, 4 p.m.

UT Martin at Southern Illinois, 4 p.m.

Tennessee Tech at Lipscomb, 5 p.m.

Jacksonville State at UAB, 6 p.m.

Middle Tennessee at Tennessee State, 6 p.m.

Friday, March 29

SIUE at Jacksonville State* (2), 1 p.m.

Morehead State at Southeast Missouri* (2), 1 p.m.

Tennessee State at Murray State* (2), 3 p.m.

Eastern Kentucky at UT Martin* (2), 4 p.m.

Belmont at Austin Peay* (2), 4 p.m.

Eastern Illinois at Tennessee Tech* (2), 4 p.m.

Sunday, March 31

Tennessee State at Austin Peay* (2), 1 p.m.

Belmont at Murray State* (2), 1 p.m.

Eastern Illinois at Jacksonville State* (2), 1 p.m.

Eastern Kentucky at Southeast Missouri* (2), 1 p.m.

Morehead State at UT Martin* (2), 1 p.m.

SIUE at Tennessee Tech* (2), 1 p.m.

YOUR REDHAWKS

2019 SOFTBALL NOTES / MOREHEAD STATE / EASTERN KENTUCKY

runs scored (33) and plate appearances (123); Ashley Ellis ranks first in fielding double plays (10); Claudia Gallo is first in hit by pitch (8); and Haley Thogmartin leads the league in appearances (22).

March Madness

Southeast Missouri closes out March when it hosts Morehead State (Mar. 29) and Eastern Kentucky (Mar. 31) this weekend. SEMO is 16-2 and had a season-long 13-game winning streak this month. The Redhawks are hitting .329 with 26 doubles, seven triples, 19 home runs, 100 RBI and 37 stolen bases through 18 games in March. SEMO is also outscored its opponents, 122-47 (+75), during that stretch. The Redhawks were 12-7 in March a year ago.

Home Run Total

Southeast Missouri hit a home run in 18 of its 33 games this season. The Redhawks are 16-2 in games where they hit one or more home runs. SEMO's total of 34 round-trippers rank third in the Ohio Valley Conference behind Jacksonville State (41) and Austin Peay (39). The Redhawks are four home runs away from passing their total of 37 round-trippers in 53 games a year ago.

Anderson Named OVC Player of the Week

Junior center fielder Rachel Anderson was a unanimous selection for Ohio Valley Conference Player of the Week on Mar. 18. Anderson earned the second OVC Player of the Week award of her career and SEMO's first since teammate Addison Barnouski took the honor on Mar. 26, 2018. Anderson hit .600 with multiple hits in four of five games to lead SEMO to a 5-0 record last week. She went 9-for-15 with eight runs scored, three triples, two home runs and nine RBI. Anderson broke the school's all-time career triples record when she began the week by going 2-for-4 in the Redhawks home-opening victory over Missouri State (Mar. 14). A native of Edwardsville, Illinois, Anderson tripled in three of five games and homered in back-to-back contests (vs. Northern Illinois, vs. Omaha) as SEMO won the Saint Louis Billiken Spring Tournament. She also boasted a 1.400 slugging percentage and .684 on-base percentage for the week.

Defensively, Anderson did not commit an error and made an outstanding diving catch in center field to end the Redhawks win over Missouri State. She raised her batting average by 25 points, from .453 to .478, during that five-game stretch.

Anderson Breaks Career Triples Record

With her one-out RBI-triple in the first inning against Missouri State (Mar. 14), Rachel Anderson broke Southeast Missouri's all-time career triples record. Anderson currently has 21 triples in her career, including an Ohio Valley Conference and team-high seven this season. That is a +5 advantage over any OVC player in that category. Anderson surpassed Kathy Rediger (18, 1981-84), who held the previous record for 35 years.

Tough Trio

Pitchers Haley Thogmartin, Alexis Estes and Rachel Rook are all over 100 strikeouts in their respective Southeast Missouri careers. Thogmartin recorded 213, Estes has 108 and Rook has 107. That trio has also combined for 60 wins, including 24 this season alone.

Thogmartin Clears 200 Career Strikeouts

Senior pitcher Haley Thogmartin went over 200 strikeouts in her career against Detroit Mercy (Mar. 17). Thogmartin struck out Jen Lorenz in the bottom of the sixth inning for her 200th career strikeout.

Redhawks Win Second Tournament

The Redhawks went 4-0 to win the Saint Louis Billiken Spring Tournament (Mar. 16-17), their second tournament title of the season. Southeast Missouri also won the Jayhawk Classic (Mar. 8-10) with a perfect 5-0 mark. In the last 10 games, which include these two tournaments, SEMO hit .326 with 66 runs scored, 87 hits, 12 doubles, four triples, 13 home runs and 54 RBI. The Redhawks also walked 35 times, were hit by pitch on 13 occasions and stole 14 bases. SEMO boasted a .547 slugging percentage and .425 on-base percentage in that span as well.

20 Wins

The 2019 club is Southeast Missouri's quickest team to reach 20 wins under head coach Mark Redburn. The earliest the Redhawks picked up 20 wins under Redburn was on Apr. 6, 2018 (11-2, at Austin Peay). SEMO had never won 20 non-conference games in a season with Redburn as its coach until this year. The last time the Redhawks finished with 20 or more non-conference victories was in 1998 (22-11-1).

Jayhawk Classic Champions

Southeast Missouri won the Jayhawk Classic with a perfect 5-0 record in Lawrence, Kansas on Mar. 8-10. The Redhawks beat Big 12 Conference member and tournament host Kansas twice on their home field. SEMO's 2-0 win over the Jayhawks on Mar. 8 marked the third time Kansas was shutout this year. The Redhawks outscored their opponents, 26-7, and had 10 stolen bases in five games at the Jayhawk Classic.

Big Wins for Rook

Three of Rachel Rook's six wins this season have been against Power Five schools -- 2 vs. Kansas; 1 vs. then-#12 Arkansas. Rook also pitched the first complete game shutout of her career in a 2-0 victory over Kansas on Mar. 8. She is 7-2 with two saves and 53 strikeouts in 47.2 innings through her first 19 appearances and seven starts.

Arellanes Comes Up Big Against Former Team

Mykaela Arellanes went 3-for-4 with three runs scored, a home run and one stolen base in Southeast Missouri's 14-4 win over Mid-American Conference member Northern Illinois (Mar. 16). Arellanes spent her freshman year at Northern Illinois, where she played in 20 games and made two starts during the 2016 campaign before transferring to SEMO. She also had a hit and scored three runs for the Huskies that year. It was the first time Arellanes faced her former team since joining the Redhawks.

YOUR REDHAWKS

2019 SOFTBALL NOTES / MOREHEAD STATE / EASTERN KENTUCKY

Power Five Wins

Mark Redburn collected two wins over Big 12 Conference member Kansas when the Redhawks won the Jayhawk Classic (Mar. 8-10). Redburn now has six wins over Power Five schools as the Redhawks head coach. Redburn recorded half of those victories this season alone as Southeast Missouri also knocked off then-#12 Arkansas (Feb. 22). He also beat Arkansas again, Missouri once and Georgia Tech once for his other Power Five wins.

Getting Ahead Early

Southeast Missouri has scored in the first inning in 11 games this season and is 10-1 in those contests. The Redhawks have scored first 19 times this year and are 18-1 in such games. SEMO has scored 102 of its 205 runs in the first three innings, including 32 in the first, 35 in the second and 35 in the third.

Halfway There

First baseman Ashley Ellis is tied for fifth in the Ohio Valley Conference with eight home runs this season. One more home run and Ellis will tie her total she had in her first two years at Southeast Missouri combined (9). She now stands tied for sixth all-time at SEMO with 17 career home runs. Ellis shares that spot with Savannah Carpenter (2013-16). She is halfway to the Redhawks all-time single-season record of 16 home runs presently held by Kayla Fortner (2015).

Bombs Away

Ashley Ellis (17), Addison Barnouski (15), Sarah Messex (15) and Rachel Anderson (15) are Southeast Missouri's active players with 10 or more career home runs. That group has accounted for 24 of Southeast Missouri's 34 round-trippers this season. Mykaela Arellanes (9) is next in line to get 10 career home runs.

Over .300

The Redhawks and Jacksonville State (.307) are the only Ohio Valley Conference teams with a batting average above .300 this season. Southeast Missouri is hitting a league-high .315 and ranks 22nd among the nation's NCAA Division I softball teams in batting average.

Five of SEMO's starters are hitting .333 or better, including Rachel Anderson (.475), Ashley Ellis (.398), Addison Barnouski (.385), Mykaela Arellanes (.363) and Claudia Gallo (.333).

Rook Hits Career-High

Rachel Rook posted a career-high nine strikeouts in a victory over UL Monroe (Mar. 1). Rook, who improved to 2-1 this season, struck out five of the first seven hitters she faced and struck out the side in the second inning. She also retired nine-straight Warhawks between the second and fourth innings. Rook's nine strikeouts are the most in a game by a Southeast Missouri pitcher this year.

Redburn Picks Up 100th Win at SEMO

Fifth-year head coach Mark Redburn picked up his 100th win at Southeast Missouri when the Redhawks ended the Razorback Invitational with a 5-3 win over IUPUI (Feb. 23). Redburn is now 116-115 at the SEMO helm. He led the Redhawks to 33 wins in 2018, their most in a season in 20 years. Additionally, Redburn has accumulated 282 wins in 15 years as a head coach.

Extra Base Hits

Southeast Missouri has had multiple extra base hits in 26 of 33 games this season. The Redhawks presently have a total of 92 extra base hits, including 42 doubles, 16 triples and 34 home runs. SEMO's 92 extra base hits are most in the Ohio Valley Conference. Rachel Anderson (20) and Ashley Ellis (14) have combined for 34 extra base hits this season.

Stealing the Show

Rachel Anderson leads the Redhawks with 15-of-18 stolen bases and Mykaela Arellanes is 12-of-13 on the basepaths this season. As a team, Southeast Missouri is 61-of-74 in stolen bases. The Redhawks 61 stolen bases are 10 away from a new single-season school record. That mark presently stands at 70 done by last year's team (70-of-87).

Top 10 Base Stealers

Rachel Anderson and Mykaela Arellanes are among Southeast Missouri's top 10 career leaders in stolen bases. Anderson ranks fourth with 42-of-57 stolen bases and Arellanes is tied for sixth with 37-of-42. Lisa Thornton (82-of-91, 1987-91) currently holds the record.

On the Run

The Redhawks have averaged nearly 60 stolen bases per season (58.8) under head coach Mark Redburn for a total of 294 over five years. Redburn's 2018 (1st, 70), 2017 (3rd, 65) and 2016 (5th, 58) clubs are among SEMO's top five single-season stolen base leaders in program history.

Scoring Jump

Southeast Missouri scored an Ohio Valley Conference high 205 runs (6.2 per game) through its first 33 contests this season. The Redhawks have scored 10 or more in six games. SEMO scored 258 runs in 53 games a year ago.

Redhawks Take Down #12 Arkansas

Southeast Missouri beat a ranked opponent for the first time in its NCAA Division I era (since 1992) when it knocked off #12 Arkansas on Feb. 22 in Fayetteville. SEMO was 0-17 all-time against ranked opponents and head coach Mark Redburn never had a win over a ranked opponent until that victory. The Redhawks registered 10 hits and knocked out Second-Team All-SEC pitcher Mary Haff after 4.1 innings. Down, 1-0, after four innings, Sarah Messex hit her first home run of the season to give SEMO a 2-1 edge in the top of the fifth. The Redhawks scored four more runs courtesy of a two-RBI double by Mykaela Arellanes and two-run home run by Rachel Anderson to bury the Razorbacks for good in the top of the seventh. Arkansas, one of five NCAA Tournament teams from last season on the Redhawks 2019 schedule, made it to the Super Regionals before being eliminated by #4 Oklahoma during the 2018 campaign.

YOUR REDHAWKS

2019 SOFTBALL NOTES / MOREHEAD STATE / EASTERN KENTUCKY

Home Run Train

Eight different Redhawks have homered through 33 games this season. Ashley Ellis leads the team with eight round-trippers and Rachel Anderson follows with seven. Addison Barnouski has five, Mykaela Arellanes and Sarah Messex each have four, Claudia Gallo has three, Anna Griffin has two and Parker Bandy has one.

100th Career Hit

Shortstop Sarah Messex collected the 100th hit of her career with a game-tying double in the bottom of the second inning against IUPUI (Feb. 23). Messex (114) is the third player on this year's team with 100 or more career hits, joining Rachel Anderson (166) and Mykaela Arellanes (134). Ashley Ellis (97) and Addison Barnouski (93) are the next closest to the 100-hit mark.

Starting Streaks

Two Redhawks have never missed a start in their careers. Senior shortstop Sarah Messex has started 185 consecutive games and junior center fielder Rachel Anderson has made 136 straight starts.

More with 100 Starts

In addition to Sarah Messex and Rachel Anderson, junior first baseman Ashley Ellis, senior second baseman Parker Bandy, senior right fielder Mykaela Arellanes and junior third baseman Addison Barnouski have started over 100 games at Southeast Missouri. Ellis logged a total of 133 starts, Bandy started 184 contests, Arellanes has started 125 and Barnouski started 106 games.

10 or More Hits

The Redhawks registered 10 or more hits in 12 games this season with a season-high 14 vs. Abilene Christian (Feb. 15) and at Central Arkansas (Mar. 1). Southeast Missouri out-hit its opponent in 22 of 33 games and is 22-0 in those contests. SEMO's total of 282 hits lead the Ohio Valley Conference.

Triple Threat

Center fielder Rachel Anderson, first baseman Ashley Ellis and third baseman Addison Barnouski have provided Southeast Missouri with a nice one-two-three punch in the top half of its lineup. Anderson leads the team with a .475 batting average, while Ellis is hitting .398 and Arellanes is hitting .385. The trio has combined for 119 hits, 66 runs, 17 doubles, eight triples, 20 home runs and 92 RBI this season.

Getting On Base

Mykaela Arellanes and Sarah Messex are second and third in the Ohio Valley Conference in walks with 18 and 17, respectively, this season. Claudia Gallo also leads the league in hit by pitch after being plunked eight times. As a team, Southeast Missouri hitters have walked 97 times and have been hit by pitch on 21 occasions. Both of those marks are league-highs.

Signature Win

In her first start of the season, sophomore Rachel Rook beat #12 Arkansas at the Razorback Invitational on Feb. 22. A native of Republic, Missouri, Rook tossed four scoreless innings and allowed only one run in five frames against the Razorbacks. She also struck out one in Southeast Missouri's first win over a ranked opponent during its NCAA Division I era (since 1992).

Thogmartin Earns OVC Pitcher of the Week

Senior Haley Thogmartin was named Ohio Valley Conference Co-Pitcher of the Week on Feb. 18. Thogmartin put together a 2-0 record with a 1.38 ERA in three appearances and two starts at the Louisiana Tech Invitational (Feb. 15-17). She combined on two shutouts and recorded 20 strikeouts to just three walks in 13 innings. Thogmartin struck out seven and allowed only one hit in three innings vs. Fairleigh Dickinson (Feb. 16) and beat Mississippi Valley State (Feb. 17) after striking out six, walking one and scattering three hits in five innings. She is SEMO's first OVC Pitcher of the Week honoree in nine years. Whitney

Dupuis was the last to win the award on Feb. 15, 2010.

All-Tournament Accolades

Center fielder Rachel Anderson, first baseman Ashley Ellis and pitcher Haley Thogmartin were among 15 players named to the Louisiana Tech Invitational All-Tournament Team. Anderson hit .467 with three runs scored, seven hits, two doubles, a triple, one home run and five RBI for the tournament. Ellis followed with a .417 batting average, scored two runs, collected five hits, had a double, hit two home runs and finished with eight RBI. Thogmartin was 2-0 with a 1.38 ERA and 20 strikeouts in 13 innings of work.

Experienced Infield

First baseman Ashley Ellis (133), second baseman Parker Bandy (128), shortstop Sarah Messex (185) and third baseman Addison Barnouski (106) have combined for 552 career starts on Southeast Missouri's infield. Ellis (.398) and Barnouski (.385) rank second and third on the team in batting average, respectively.

Seven Shutouts

Southeast Missouri has seven shutouts so far this season. The Redhawks blanked Northern Iowa, 16-0, on Feb. 9, Fairleigh Dickinson, 8-0, on Feb. 16, Mississippi Valley State, 7-0, on Feb. 17, UL Monroe, 8-0, on Mar. 1, Kansas, 2-0, on Mar. 8, Detroit Mercy, 9-0, on Mar. 17 and Tennessee State, 8-0, on Mar. 23. SEMO surpassed its six shutout victories from a year ago.

Tournament Play

Southeast Missouri went 21-7 in tournament play this season. The Redhawks played in six tournaments and claimed two tournament titles.

Every Start

A total of five players have started all 33 games for the Redhawks this season. Rachel Anderson (CF), Ashley Ellis (1B), Addison Barnouski (3B), Mykaela Arellanes (RF) and Sarah Messex (SS) form that group.

YOUR REDHAWKS

2019 ROSTER

NUMERICAL

No.	Name	Pos.	Ht.	B/T	Cl.	Hometown (High School/College)
1	Payton Pierce	INF	5-6	R/R	Fr.	Metropolis, Ill. (Massac County)
2	Rachel Anderson	OF	5-3	L/R	Jr.	Edwardsville, Ill. (Edwardsville)
3	Sarah Messex	INF	5-4	R/R	Sr.	Sullivan, Mo. (Sullivan)
4	Claudia Gallo	OF	5-6	R/R	Jr.	Arnold, Mo. (Fox)
5	Alexis Estes	P	5-9	R/R	Jr.	Lane, Ill. (Clinton/Lincoln Land CC)
6	Marisa Davis	P	5-4	L/L	Fr.	Kansas City, Mo. (Lee's Summit North)
7	Mykaela Arellanes	OF	5-6	L/L	Sr.	Foristell, Mo. (Holt/Northern Illinois)
8	Parker Bandy	INF	5-7	L/R	Sr.	Springfield, Ill. (Glenwood/Illinois State)
9	Rachel Rook	P	5-11	R/R	So.	Republic, Mo. (Republic)
10	Ashley Emert	C/INF	5-10	R/R	So.	East Peoria, Ill. (East Peoria/Illinois State)
11	Danina Marton	INF	5-10	R/R	So.	Northridge, Calif. (Grover Cleveland)
12	Addison Barnouski	INF	5-9	R/R	Jr.	O'Fallon, Ill. (O'Fallon Township)
14	Kaylee Anderson	INF/P	5-7	R/R	So.	Warrenton, Mo. (Warrenton)
15	Haley Thogmartin	P	5-8	R/R	Sr.	St. Louis, Mo. (Kirkwood)
17	Brooke Rheinecker	OF	5-2	L/R	Jr.	St. Louis, Mo. (Lindbergh)
18	Mackenzie Long	INF	5-2	L/R	Sr.	Lee's Summit, Mo. (Lee's Summit West)
20	Leaha Winingier	INF	5-7	R/R	Fr.	Johnston City, Ill. (Johnston City)
21	Chelsy Pena	C	5-6	R/R	Fr.	Columbia, Ill. (Columbia)
22	Madison Harris	INF	5-6	R/R	Jr.	Imperial, Mo. (Windsor)
24	Rachael Donald	C	5-8	R/R	Jr.	Dupo, Ill. (Dupo)
26	Ashley Ellis	INF	5-8	R/R	Jr.	Arnold, Mo. (Fox)
27	Anna Griffin	INF	6-1	R/R	Fr.	Bentonville, Ark. (Bentonville West)

ALPHABETICAL

No.	Name	Pos.	Ht.	B/T	Cl.	Hometown (High School/College)
14	Kaylee Anderson	INF/P	5-7	R/R	So.	Warrenton, Mo. (Warrenton)
2	Rachel Anderson	OF	5-3	L/R	Jr.	Edwardsville, Ill. (Edwardsville)
7	Mykaela Arellanes	OF	5-6	L/L	Sr.	Foristell, Mo. (Holt/Northern Illinois)
8	Parker Bandy	INF	5-7	L/R	Sr.	Springfield, Ill. (Glenwood/Illinois State)
12	Addison Barnouski	INF	5-9	R/R	Jr.	O'Fallon, Ill. (O'Fallon Township)
6	Marisa Davis	P	5-4	L/L	Fr.	Kansas City, Mo. (Lee's Summit North)
24	Rachael Donald	C	5-8	R/R	Jr.	Dupo, Ill. (Dupo)
26	Ashley Ellis	INF	5-8	R/R	Jr.	Arnold, Mo. (Fox)
10	Ashley Emert	C/INF	5-10	R/R	So.	East Peoria, Ill. (East Peoria/Illinois State)
5	Alexis Estes	P	5-9	R/R	Jr.	Lane, Ill. (Clinton/Lincoln Land CC)
4	Claudia Gallo	OF	5-6	R/R	Jr.	Arnold, Mo. (Fox)
27	Anna Griffin	INF	6-1	R/R	Fr.	Bentonville, Ark. (Bentonville West)
22	Madison Harris	INF	5-6	R/R	Jr.	Imperial, Mo. (Windsor)
18	Mackenzie Long	INF	5-2	L/R	Sr.	Lee's Summit, Mo. (Lee's Summit West)
11	Danina Marton	INF	5-10	R/R	So.	Northridge, Calif. (Grover Cleveland)
3	Sarah Messex	INF	5-4	R/R	Sr.	Sullivan, Mo. (Sullivan)
21	Chelsy Pena	C	5-6	R/R	Fr.	Columbia, Ill. (Columbia)
1	Payton Pierce	INF	5-6	R/R	Fr.	Metropolis, Ill. (Massac County)
17	Brooke Rheinecker	OF	5-2	L/R	Jr.	St. Louis, Mo. (Lindbergh)
9	Rachel Rook	P	5-11	R/R	So.	Republic, Mo. (Republic)
15	Haley Thogmartin	P	5-8	R/R	Sr.	St. Louis, Mo. (Kirkwood)
20	Leaha Winingier	INF	5-7	R/R	Fr.	Johnston City, Ill. (Johnston City)

Head Coach: Mark Redburn (Fifth Year/Missouri-St. Louis, 1993)

Assistant Coaches: Kristen Jones (Fourth Year/Augusta State, 2012);

Bill Graham (First Year/Penn State Behrend College, 1994)

ROSTER BREAKDOWN

Total Squad Members.....	22
Seniors.....	5
Juniors.....	8
Sophomores.....	4
Freshmen.....	5

PRONUNCIATION GUIDE

Mykaela Arellanes.....	air-EE-ah-ness
Addison Barnouski.....	bar-NOW-ski
Brooke Rheinecker.....	RYE-neck-er

GEOGRAPHICAL BREAKDOWN

Arkansas.....	1
Anna Griffin	
California.....	1
Danina Marton	
Illinois.....	9
Rachel Anderson, Parker Bandy, Addison Barnouski, Rachael Donald, Ashley Emert, Alexis Estes, Chelsy Pena, Payton Pierce, Leaha Winingier	
Missouri.....	11
Kaylee Anderson, Mykaela Arellanes, Marisa Davis, Ashley Ellis, Claudia Gallo, Madison Harris, Mackenzie Long, Sarah Messex, Brooke Rheinecker, Rachel Rook, Haley Thogmartin	

HONORS/AWARDS

OVC Player of the Week

Rachel Anderson, CF, Mar. 18

OVC Pitcher of the Week

Haley Thogmartin, Feb. 18

YOUR REDHAWKS

HEAD COACH MARK REDBURN



► Head Coach
► Fifth Year
► Missouri-St. Louis, 1993



MARK REDBURN

THE 2019 SEASON MARKS THE FIFTH YEAR FOR SOUTHEAST MISSOURI HEAD COACH MARK REDBURN.

Mark Redburn has the Southeast Missouri softball program moving in the right direction entering his fifth year at the helm.

Redburn coaches the 43rd team in Southeast softball history in 2019.

Last season, the Redhawks took a giant step forward. SEMO went 33-20 overall and finished fourth in the Ohio Valley Conference with a 15-7 mark. The Redhawks claimed their 16th 30-win season in program history and locked down their first winning campaign in seven years. The 33 wins were SEMO's most since it won 38 games in 1998.

The Redhawks heated up to win 11 of their final 14 regular-season games and advanced to the eight-team OVC Tournament with their highest seed (#4) since 2009 (#2). SEMO made its 17th all-time trip to the league's

postseason tournament and second in four seasons with Redburn at the helm.

SEMO's 2018 club finished with a 74 RPI among the nation's 296 NCAA Division I softball teams, quite a jump from its 173 ranking in 2017. The Redhawks broke four of the school's single-season records and collected eight doubleheader sweeps along the way.

The Redhawks established new SEMO single-season records in walks (166), stolen bases (70), saves (7) and strikeouts looking (85). SEMO was also either second or third among the program's top teams in stolen base attempts (2nd, 87), batters struck out (2nd, 260), fielding percentage (2nd, .970), fewest errors (2nd, 43) and on-base percentage (3rd, .359).

Defensively, SEMO improved tremendously. After ranking eighth in the OVC in fielding percentage a year ago, the Redhawks were the league's second-best fielding team in 2018. SEMO had 43 errors and committed 16 less than it did in 2017. The Redhawks went error free in 25 games equating to 47 percent of their entire season.

The year before that SEMO finished the 2017 campaign among the school's top single-season leaders in slugging percentage (6th, .427), on-base

percentage (5th, .356), triples (4th, 21), home runs (9th, 31), total bases (9th, 567), stolen bases (2nd, 65), stolen base attempts (1st, 88), opponent batting average (7th, .282), strikeouts/7 innings (7th, 4.17), strikeouts (10th, 194), strikeouts looking (3rd, 61) fewest doubles allowed (8th, 49), fielding percentage (8th, .960), fewest errors (7th, 59) and fewest stolen bases against (3rd, 38).

Redburn picked up his 200th career victory when SEMO beat Austin Peay, 7-4, on Apr. 30, 2016. His 2016 club ranked among the school's top-10 teams in doubles (6th, 69), stolen bases (3rd, 58), walks (8th, 138), home runs (6th, 35) and slugging percentage (6th, .412).

In his first season, Redburn led the Redhawks to an overall record of 19-27 and 12-12 in OVC play during the 2015 campaign. His 19 victories came after SEMO won no more than 15 games in each of the previous two seasons. Redburn's first club at Southeast also had 12 OVC wins, a +9 increase from the 2014 campaign. In addition, the Redhawks made the OVC Tournament, snapping a streak of three years where they missed the event.

Not only did Redburn earn his 100th career NCAA Division I win in his inaugural season with the Redhawks, but he coached three All-OVC selections and one NFCA All-Region honoree.

Statistically, SEMO finished among the top-five OVC teams in batting average (3rd), slugging percentage (5th), on-base percentage (5th) and hits (5th). The 2015 Redhawks also broke two single-season records with Kayla Fortner establishing new marks in home runs and

walks. SEMO tied the OVC single-game mark and set a single-game school record with six home runs, as well.

Academically, the Redhawks accumulated a 3.35 grade point average during the 2014-15 academic year as a total of nine players earned NFCA All-America Scholar-Athlete status for achieving a 3.5 or higher GPA.

Redburn coached a total of four first-team All-OVC selections, three second-team All-OVC picks, one OVC Freshman of the Year, three NFCA All-Region honorees and three OVC All-Newcomer selections in his first four years as SEMO's head coach.

The fourth head coach in Redhawk softball history, Redburn won 90 games in five years as head coach at the University of Evansville before accepting the job at Southeast on June 26, 2014.

In 2014, Redburn coached a UE team with five starters that were underclassmen, including four freshmen and one sophomore. The Purple Aces achieved their highest batting average since 2007. Additionally, UE had a freshman lead the team in stolen bases and home runs.

Despite a season that allowed 53 games, the 2013 team had its best season in Redburn's five years at UE. Entering the Missouri Valley Conference Tournament as the No. 7 seed, the Purple Aces beat the No. 6, No. 3 and No. 2 seeds to make their first MVC Championship appearance since 2003. UE finished second with three players garnering All-Tournament team honors.

The 2013 campaign resulted in the most overall wins in a

YOUR REDHAWKS

HEAD COACH MARK REDBURN

season since 2008 and the best regular-season and conference tournament finish since Redburn's arrival. UE continued its aggressive baserunning with 89 stolen bases, ranking second in the MVC. The pitching staff also rated fourth in the conference.

Redburn's 2012 club saw improvement as well, winning more games than it had the previous season. The Purple Aces stole 79 bases and had two all-conference and one National Fastpitch Coaches Association All-Region selection that year. In 2011, Redburn exposed a young and inexperienced team to some of the top programs in the nation as UE played one of its most difficult schedules. Tennessee, Georgia Tech, Missouri, Ohio State, Texas Tech, South Alabama and Chattanooga were among the stiff competition.

Redburn quickly started to transform the UE program during his first year in 2010. The Purple Aces secured a berth in the MVC Tournament after winning 10 conference games. UE led the MVC with 31 doubles and hit 36 home runs, while producing two all-conference picks.

Academically, Redburn's teams consistently enjoyed success. In fact, each of his last four UE teams accumulated a 3.1 or higher grade point average. He had several student-athletes obtain over a 3.5 GPA and earn academic recognition along the way.

Prior to UE, Redburn spent three years as an assistant coach at the University of Missouri working primarily with the pitchers and catchers, and serving as recruiting coordinator.

He was part of a coaching staff that compiled an overall record of 137-53. The Tigers registered a school record for victories (50), won the Big 12 Conference Tournament, won their Regional and defeated host UCLA in the Super Regional to advance to the College World Series in 2009. Overall, Redburn coached four all-conference pitchers, including USA National Team Pitcher Chelsea Thomas at Missouri.

Redburn began his collegiate coaching career as head coach at St. Charles (Mo.) Community College from 2001-04. He led the 2003 team to its first Region 16 championship and a seventh-place finish at the National Junior College Athletic Association Division I National Tournament. His 2004 squad set a school record with 33 victories.

Following his stay at St. Charles CC, Redburn spent two seasons as head coach of the new softball program at Jefferson College. In the program's first year of competition, 2006, he led Jefferson to a 49-16 record, Region 16 championship and ninth-place finish at the NJCAA Division I National Tournament. Redburn was honored as the Midwest Community College Athletic Conference Coach of the Year following that season. A native of St. Charles, Missouri, Redburn graduated from the University of Missouri-St. Louis in 1993 and received his master's degree in Athletics/Activities Administration from William Woods University.

He and his wife, Tracy, have two sons, Joe and Jack.

THE MARK REDBURN FILE

Hometown

St. Charles, Mo.

Family

Spouse: Tracy
Sons: Joe, Jack

Education

- Missouri-St. Louis, Bachelor of Science in Special Education
- William Woods, Master of Education in Athletics/Activities Administration

REDBURN'S YEAR-BY-YEAR RECORDS

Year	School	Assignment	Record	Conf. Finish	Postseason
2002	St. Charles CC	Head Coach	8-18	-	-
2003	St. Charles CC	Head Coach	9-8	-	-
2004	St. Charles CC	Head Coach	10-10		
2005	Jefferson College	Head Coach	-	Program Preparation Year	-
2006	Jefferson College	Head Coach	49-16	1st Region 16	-
2007	Missouri	Assistant Coach	40-23, 13-4	3rd Big 12	-
2008	Missouri	Assistant Coach	47-17, 11-6	3rd Big 12	-
2009	Missouri	Assistant Coach	50-12, 12-6	2nd Big 12	1st Big 12 Tourn., NCAA Midwest Regional Champions, NCAA Super Regional Champions, 8th in College World Series
2010	Evansville	Head Coach	18-34, 10-16	t7th MVC	-
2011	Evansville	Head Coach	12-42, 6-21	9th MVC	-
2012	Evansville	Head Coach	18-37, 8-19	8th MVC	-
2013	Evansville	Head Coach	23-30, 11-12	7th MVC	2nd MVC Tourn.
2014	Evansville	Head Coach	19-32, 7-19	10th MVC	-
2015	Southeast Missouri	Head Coach	19-27, 12-12	7th OVC	8th OVC Tourn.
2016	Southeast Missouri	Head Coach	16-33, 10-17	10th OVC	-
2017	Southeast Missouri	Head Coach	23-27, 8-14	9th OVC	-
2018	Southeast Missouri	Head Coach	33-20, 15-7	4th OVC	7th OVC Tourn.
2019	Southeast Missouri	Head Coach	25-8, 3-1		

Overall Record as a Head Coach: 282-342 (15 years)

Record at Southeast Missouri, 116-115, 48-51 Ohio Valley Conference (5 years)

Record at Evansville, 90-175, 42-87 Missouri Valley Conference (5 years)

Record at Jefferson College, 49-16 (2 years)

Record at St. Charles CC: 27-36 (3 years)

Record as a college assistant: 137-52 (3 years)

REDBURN BY THE NUMBERS

- 30 OVC Commissioner's Honor Roll Selections
- 19+ Academic All-Americans
- 11 NJCAA All-Region 16 Players
- 9 NFCA All-America Scholar-Athletes
- 6 All-MVC Players
- 6 MVC Scholar-Athletes
- 4 All-Americans
- 4 MCCAC All-Conference Players
- 4 OVC Medal of Honor Recipients
- 4 OVC Players of the Week
- 3 First-Team All-OVC Selections
- 3 OVC All-Newcomer Selections
- 3 MVC Players of the Week
- 2 NFCA All-Region Selections
- 1 OVC Freshman of the Year
- 1 Second-Team All-OVC Selection

COACHING HONORS

- 2009 Midwest Coaching Staff of the Year
- 2006 Region 16 and MCCAC Coach of the Year
- 2003 Region 16 Coach of the Year

YOUR REDHAWKS

RADIO/TV ROSTER




1

PAYTON PIERCE
INF / 5-6 / R-R / Fr.
Metropolis, Ill.




2

RACHEL ANDERSON
OF / 5-3 / L-R / Jr.
Edwardsville, Ill.



3

SARAH MESSEX
INF / 5-4 / R-R / Sr.
Sullivan, Mo.



4

CLAUDIA GALLO
OF / 5-6 / R-R / Jr.
Arnold, Mo.




5

ALEXIS ESTES
P / 5-9 / R-R / Jr.
Lane, Ill.




6

MARISA DAVIS
P / 5-4 / L-L / Fr.
Kansas City, Mo.




7

MYKAELA ARELLANES
OF / 5-6 / L-L / Sr.
Foristell, Mo.



8

PARKER BANDY
INF / 5-7 / L-R / Sr.
Springfield, Ill.



9

RACHEL ROOK
P / 5-11 / R-R / So.
Republic, Mo.




10

ASHLEY EMERT
C/INF / 5-10 / R-R / So.
East Peoria, Ill.



11

DANINA MARTON
INF / 5-10 / R-R / So.
Northridge, Calif.



12

ADDISON BARNOUSKI
INF / 5-9 / R-R / Jr.
O'Fallon, Ill.




14

KAYLEE ANDERSON
INF/P / 5-7 / R-R / So.
Warrenton, Mo.




15

HALEY THOGMARTIN
P / 5-8 / R-R / Sr.
St. Louis, Mo.



17

BROOKE RHEINECKER
OF / 5-2 / L-R / Jr.
St. Louis, Mo.



18

MACKENZIE LONG
INF / 5-2 / L-R / Sr.
Lee's Summit, Mo.




20

LEAHA WININGER
INF / 5-7 / R-R / Fr.
Johnston City, Ill.



21

CHELSEY PENA
C / 5-6 / R-R / Fr.
Columbia, Ill.



22

MADISON HARRIS
INF / 5-6 / R-R / Jr.
Imperial, Mo.



24

RACHAEL DONALD
C / 5-8 / R-R / Jr.
Dupu, Ill.



26

ASHLEY ELLIS
INF / 5-8 / R-R / Jr.
Arnold, Mo.



27

ANNA GRIFFIN
INF / 6-1 / R-R / Fr.
Bentonville, Ark.



MARK REDBURN
Head Coach
Fifth Year



KRISTEN JONES
Assistant Coach
Fourth Year



BILL GRAHAM
Assistant Coach
First Year

YOUR REDHAWKS

2019 OVERALL STATISTICS



2019 Southeast Missouri Softball Overall Statistics for Southeast Missouri (as of Mar 24, 2019) (All games Sorted by Batting avg)



Record: 25-8 Home: 1-0 Away: 9-3 Neutral: 15-5 OVC: 3-1

Player	avg	gp-gs	ab	r	h	2b	3b	hr	rbi	tb	slg%	bb	hp	so	gdp	ob%	sf	sh	sb-att	po	a	e	fld%
2 ANDERSON, Rachel	.475	33-33	99	30	47	6	7	7	34	88	.889	18	1	11	0	.559	0	1	15-18	57	5	1	.984
26 ELLIS, Ashley	.398	33-33	93	17	37	5	1	8	33	68	.731	8	0	16	3	.433	3	0	1-1	156	7	4	.976
12 BARNOUSKI, Addison	.385	33-33	91	19	35	6	0	5	25	56	.615	8	2	15	1	.441	1	1	2-2	26	47	5	.936
7 ARELLANES, Mykaela	.363	33-33	102	33	37	1	2	4	16	54	.529	17	2	20	0	.463	0	2	12-13	38	2	0	1.000
4 GALLO, Claudia	.333	29-29	69	14	23	5	1	3	9	39	.565	5	8	10	0	.434	1	2	7-9	51	0	1	.981
24 DONALD, Rachael	.278	27-22	54	5	15	3	0	0	5	18	.333	6	1	14	0	.361	0	1	0-0	124	6	2	.985
3 MESSEX, Sarah	.255	33-33	94	22	24	5	1	4	14	43	.457	12	6	18	0	.375	0	2	4-5	42	48	3	.968
8 BANDY, Parker	.203	29-29	74	13	15	2	2	1	15	24	.324	6	0	19	0	.263	0	0	3-3	31	28	7	.894

21 PENA, Chelsy	.273	25-11	44	7	12	4	0	0	8	16	.364	2	0	6	1	.304	0	0	2-3	42	4	0	1.000
11 MARTON, Danina	.273	15-1	11	3	3	1	0	0	2	4	.364	1	0	2	0	.333	0	0	0-1	1	0	0	1.000
17 RHEINECKER, Brooke	.267	24-15	45	9	12	0	0	0	3	12	.267	2	0	5	0	.298	0	0	5-6	3	0	0	1.000
14 ANDERSON, Kaylee	.262	21-12	42	9	11	2	1	0	8	15	.357	1	1	5	0	.289	1	0	3-4	8	6	2	.875
1 PIERCE, Payton	.250	8-0	4	1	1	1	0	0	0	2	.500	0	0	1	0	.250	0	0	1-2	0	0	0	.000
27 GRIFFIN, Anna	.211	15-3	19	3	4	1	0	2	2	11	.579	4	0	4	0	.348	0	0	0-0	7	1	2	.800
16 CONWAY, Randi Dae	.200	10-1	5	4	1	0	0	0	0	1	.200	0	0	1	0	.200	0	0	0-0	0	0	0	.000
22 HARRIS, Madison	.154	22-5	26	4	4	0	1	0	2	6	.231	3	0	3	0	.241	0	0	2-2	7	4	0	1.000
10 EMERT, Ashley	.091	15-4	11	2	1	0	0	0	0	1	.091	3	0	5	0	.286	0	0	1-1	32	4	1	.973
20 WININGER, Leah	.000	9-0	7	2	0	0	0	0	0	0	.000	1	0	1	0	.125	0	0	1-2	3	1	0	1.000
18 LONG, Mackenzie	.000	20-0	5	8	0	0	0	0	0	0	.000	0	0	1	0	.000	0	0	2-2	0	0	0	.000
9 ROOK, Rachel	.000	1-1	0	0	0	0	0	0	0	0	.000	0	0	0	0	.000	0	0	0-0	1	1	0	1.000
6 DAVIS, Marisa	.000	1-0	0	0	0	0	0	0	0	0	.000	0	0	0	0	.000	0	0	0-0	2	3	1	.833
Totals	.315	33	895	205	282	42	16	34	176	458	.512	97	21	157	5	.393	6	9	61-74	636	184	31	.964
Opponents	.248	33	805	107	200	30	1	17	100	283	.352	91	14	180	6	.332	8	15	20-27	629	223	50	.945

LOB - Team (194), Opp (190). DP's turned - Team (16), Opp (12). TP's turned - Team (1), Opp (1). CI - Team (0), Opp (1).

(All games Sorted by Earned run avg)

Player	era	w-l	app	gs	cg	sho	sv	ip	h	r	er	bb	so	2b	3b	hr	b/avg	wp	hp	bk	sfa	sha
15 THOGMARTIN, Haley	2.04	10-3	22	13	3	1/4	1	82.1	74	35	24	20	76	5	1	7	.236	1	2	0	3	4
5 ESTES, Alexis	2.26	7-2	14	11	0	0/3	2	43.1	30	18	14	24	24	4	0	4	.200	7	2	0	1	4
9 ROOK, Rachel	2.64	7-2	19	7	1	1/3	2	47.2	43	19	18	20	53	12	0	3	.243	5	4	0	1	5

6 DAVIS, Marisa	4.82	0-1	14	1	0	0/1	0	20.1	25	16	14	13	17	4	0	3	.287	0	2	0	1	0
14 ANDERSON, Kaylee	5.73	1-0	10	1	0	0/0	1	18.1	28	19	15	14	10	5	0	0	.359	3	4	0	2	2
Totals	2.81	25-8	33	33	4	7/5	6	212.0	200	107	85	91	180	30	1	17	.248	16	14	0	8	15
Opponents	5.58	8-25	33	33	11	2/0	2	209.2	282	205	167	97	157	42	16	34	.315	23	21	1	6	9

PB - Team (3), DONALD 2, EMERT 1, Opp (4). Pickoffs - Team (1), DONALD 1. SBA/ATT - DONALD (14-18), ROOK (5-8), THOGMARTIN (7-7), DAVIS (6-6), PENA (2-5), EMERT (4-4), ESTES (1-3), K. ANDERSON (1-3).

YOUR REDHAWKS

2019 SCHEDULE/RESULTS



2019 Southeast Missouri Softball Game Results for Southeast Missouri (as of Mar 25, 2019) (All games)



Date	Opponent	Score	Inns	Overall	OVC	Pitcher of record	Attend	Time
! 02-08-19	vs South Dakota State	w 7-3	7	1-0-0	0-0-0	THOGMARTIN (W 1-0)	105	2:21
! 02-08-19	at UNI	w 5-1	7	2-0-0	0-0-0	ESTES (W 1-0)	180	1:50
! 02-09-19	at UNI	w 16-0	5	3-0-0	0-0-0	THOGMARTIN (W 2-0)	350	1:50
! 02-09-19	vs Toledo	w 7-5	7	4-0-0	0-0-0	ESTES (W 2-0)	200	2:10
! 02-10-19	vs Drake	L 1-6	7	4-1-0	0-0-0	THOGMARTIN (L 2-1)	325	1:52
@ 02-15-19	vs Wichita State	L 0-8	5	4-2-0	0-0-0	ESTES (L 2-1)	0	1:08
@ 02-15-19	vs Abilene Christian	w 10-2	5	5-2-0	0-0-0	THOGMARTIN (W 3-1)	0	1:15
@ 02-16-19	at Louisiana Tech	L 3-11	5	5-3-0	0-0-0	ROOK (L 0-1)	0	1:45
@ 02-16-19	vs Fairleigh Dickinson	w 8-0	6	6-3-0	0-0-0	ESTES (W 3-1)	0	1:49
@ 02-17-19	vs Miss Valley State	w 7-0	7	7-3-0	0-0-0	THOGMARTIN (W 4-1)	105	1:47
# 02-21-19	at #12 Arkansas	L 1-7	7	7-4-0	0-0-0	THOGMARTIN (L 4-2)	224	1:54
# 02-22-19	vs Drake	L 2-6	7	7-5-0	0-0-0	THOGMARTIN (L 4-3)	70	2:25
# 02-22-19	at #12 Arkansas	w 6-1	7	8-5-0	0-0-0	ROOK (W 1-1)	219	2:10
# 02-23-19	vs Drake	L 5-7	7	8-6-0	0-0-0	DAVIS (L 0-1)	103	1:57
# 02-23-19	vs IUPUI	w 5-3	7	9-6-0	0-0-0	THOGMARTIN (W 4-3)	97	1:27
\$ 03-01-19	vs Louisiana-Monroe	w 8-0	6	10-6-0	0-0-0	ROOK (W 2-1)	171	2:01
\$ 03-01-19	at Central Arkansas	w 11-7	7	11-6-0	0-0-0	THOGMARTIN (W 6-3)	125	2:05
\$ 03-02-19	vs Coppin State	w 11-5	7	12-6-0	0-0-0	K. ANDERSON (W 1-0)	141	2:27
\$ 03-02-19	vs Missouri State	L 4-7	7	12-7-0	0-0-0	ROOK (L 2-2)	201	2:11
% 03-08-19	vs UMKC	w 8-2	7	13-7-0	0-0-0	THOGMARTIN (W 7-3)	44	1:58
% 03-08-19	at Kansas	w 2-0	7	14-7-0	0-0-0	ROOK (W 3-2)	125	2:05
% 03-09-19	vs UMKC	w 8-2	7	15-7-0	0-0-0	ROOK (W 4-2)	32	1:58
% 03-10-19	vs Maine	w 6-2	7	16-7-0	0-0-0	ESTES (W 4-1)	44	2:05
% 03-10-19	at Kansas	w 2-1	7	17-7-0	0-0-0	ROOK (W 5-2)	125	1:45
03-14-19	MISSOURI STATE	w 5-2	7	18-7-0	0-0-0	ESTES (W 5-1)	310	1:58
& 03-16-19	vs Northern Illinois	w 14-4	5	19-7-0	0-0-0	ROOK (W 6-2)	225	
& 03-16-19	vs Omaha	w 9-4	7	20-7-0	0-0-0	THOGMARTIN (W 8-3)	50	2:04
& 03-17-19	vs Detroit Mercy	w 9-0	6	21-7-0	0-0-0	ESTES (W 6-1)	100	1:33
& 03-17-19	vs Omaha	w 3-1	7	22-7-0	0-0-0	THOGMARTIN (W 9-3)	110	1:16
* 03-23-19	at Tennessee State-1	w 8-0	7	23-7-0	1-0-0	THOGMARTIN (W 10-3)	137	2:06
* 03-23-19	at Tennessee State-2	w 11-1	6	24-7-0	2-0-0	ESTES (W 7-1)	142	1:55
* 03-24-19	at Belmont Bruins-1	w 3-2	7	25-7-0	3-0-0	ROOK (W 7-2)	102	1:35
* 03-24-19	at Belmont Bruins-2	L 0-7	7	25-8-0	3-1-0	ESTES (L 7-2)	83	1:40

! = UNI Dome Classic (Cedar Falls, Iowa)

@ = Louisiana Tech Invitational (Ruston, La.)

= Razorback Invitational (Fayetteville, Ark.)

\$ = Central Arkansas Classic (Conway, Ark.)

% = Jayhawk Classic (Lawrence, Kan.)

& = Billiken Spring Tournament (St. Louis, Mo.)

* = Conference game

() extra inning game

YOUR REDHAWKS

2018 FINAL OVC STATISTICS



2019 Southeast Missouri Softball Conference statistics for Southeast Missouri (as of Mar 24, 2019) (OVC games only Sorted by Batting avg)



Record: 3-1 Home: 0-0 Away: 3-1 OVC: 3-1

Player	avg	gp-gs	ab	r	h	2b	3b	hr	rbi	tb	slg%	bb	hp	so	gdp	ob%	sf	sh	sb-att	po	a	e	fld%
4 GALLO, Claudia	.500	4-4	10	5	5	1	0	1	2	9	.900	1	0	2	0	.500	1	0	1-2	7	0	0	1.000
12 BARNOUSKI, Addison	.385	4-4	13	1	5	1	0	0	2	6	.462	0	0	3	0	.385	0	0	2-2	2	7	0	1.000
8 BANDY, Parker	.273	4-4	11	2	3	0	0	0	3	3	.273	1	0	3	0	.333	0	0	1-1	7	4	1	.917
3 MESSEX, Sarah	.250	4-4	12	2	3	0	0	0	2	3	.250	0	1	2	0	.308	0	1	1-1	5	6	1	.917
7 ARELLANES, Mykaela	.200	4-4	15	2	3	0	1	0	1	5	.333	1	0	4	0	.250	0	0	2-2	9	1	0	1.000
24 DONALD, Rachael	.200	4-4	10	0	2	0	0	0	0	2	.200	0	0	3	0	.200	0	0	0-0	14	0	0	1.000
26 ELLIS, Ashley	.182	4-4	11	1	2	0	0	0	1	2	.182	0	0	4	0	.167	1	0	0-0	22	0	0	1.000

14 ANDERSON, Kaylee	.600	2-1	5	2	3	1	0	0	4	4	.800	0	0	0	0	.600	0	0	2-2	0	1	0	1.000
11 MARTON, Danina	.500	2-0	2	0	1	0	0	0	1	1	.500	0	0	0	0	.500	0	0	0-0	0	0	0	.000
27 GRIFFIN, Anna	.500	2-0	2	1	1	0	0	0	0	1	.500	0	0	0	0	.500	0	0	0-0	2	0	0	1.000
2 ANDERSON, Rachel	.444	4-4	9	2	4	1	0	1	3	8	.889	3	0	2	0	.583	0	1	4-4	4	0	0	1.000
17 RHEINECKER, Brooke	.429	4-2	7	2	3	0	0	0	0	3	.429	0	0	2	0	.429	0	0	1-1	0	0	0	.000
21 PENA, Chelsy	.250	2-1	4	0	1	0	0	0	0	1	.250	0	0	0	0	.250	0	0	0-0	3	1	0	1.000
22 HARRIS, Madison	.000	3-0	2	0	0	0	0	0	0	0	.000	1	0	0	0	.333	0	0	0-0	2	1	0	1.000
18 LONG, Mackenzie	.000	1-0	0	1	0	0	0	0	0	0	.000	0	0	0	0	.000	0	0	0-0	0	0	0	.000
10 EMERT, Ashley	.000	3-0	0	1	0	0	0	0	0	0	.000	2	0	0	0	1.000	0	0	1-1	1	0	0	1.000
Totals	.319	4	113	22	36	4	1	2	19	48	.425	9	1	25	0	.368	2	2	15-16	78	26	2	.981
Opponents	.198	4	91	10	18	1	0	3	9	28	.308	9	3	18	2	.291	0	1	2-3	81	23	4	.963

LOB - Team (24), Opp (16). DPs turned - Team (4), Opp (1).

(OVC games only Sorted by Earned run avg)

Player	era	w-l	app	gs	cg	sho	sv	ip	h	r	er	bb	so	2b	3b	hr	b/avg	wp	hp	bk	sfa	sha
15 THOGMARTIN, Haley	1.40	1-0	2	2	0	0/1	0	10.0	7	2	2	1	8	0	0	2	.194	0	0	0	0	0
14 ANDERSON, Kaylee	3.50	0-0	1	0	0	0/0	0	4.0	3	2	2	1	2	0	0	0	.231	1	1	0	0	0
5 ESTES, Alexis	5.00	1-1	3	2	0	0/0	1	7.0	5	6	5	4	3	0	0	1	.200	2	0	0	0	1

9 ROOK, Rachel	0.00	1-0	2	0	0	0/1	0	3.2	1	0	0	3	5	1	0	0	.083	1	2	0	0	0
6 DAVIS, Marisa	0.00	0-0	2	0	0	0/0	0	1.1	2	0	0	0	0	0	0	0	.400	0	0	0	0	0
Totals	2.42	3-1	4	4	0	1/1	1	26.0	18	10	9	9	18	1	0	3	.198	4	3	0	0	1
Opponents	5.19	1-3	4	4	2	1/0	0	27.0	36	22	20	9	25	4	1	2	.319	5	1	0	2	2

SBA/ATT - DONALD (2-2), PENA (0-1), THOGMARTIN (1-1), ESTES (1-1), K. ANDERSON (0-1).

YOUR REDHAWKS

SEASON/CAREER-HIGHS

MULTIPLE HIT GAMES

Player	2	3	4	5+	Total
Rachel Anderson	11	5	-	-	16
Ashley Ellis	10	2	-	-	12
Mykaela Arellanes	9	3	-	-	12
Addison Barnouski	9	1	-	-	10
Claudia Gallo	6	-	-	-	6
Sarah Messex	4	2	-	-	6
Parker Bandy	4	-	-	-	4
Chelsy Pena	3	-	-	-	3
Rachael Donald	3	-	-	-	3
Kaylee Anderson	2	-	-	-	2
Brooke Rheinecker	1	-	-	-	1
Madison Harris	1	-	-	-	1

MULTIPLE RBI GAMES

Player	2	3	4	5+	Total
Ashley Ellis	5	2	2	-	9
Rachel Anderson	4	2	2	-	8
Addison Barnouski	4	3	-	-	7
Parker Bandy	3	1	-	-	4
Kaylee Anderson	2	-	1	-	3
Sarah Messex	1	2	-	-	3
Mykaela Arellanes	2	1	-	-	3
Claudia Gallo	2	-	-	-	2
Rachael Donald	2	-	-	-	2
Chelsy Pena	2	-	-	-	2

INNING BY INNING SUMMARY

Inning	SEMO	Opp.
First	32	26
Second	35	16
Third	35	7
Fourth	39	19
Fifth	35	28
Sixth	16	5
Seventh	13	6
Extra	0	0
Totals	205	107

INNING BY INNING SUMMARY

Inning	SEMO	Opp.
First	1	1
Second	1	4
Third	4	0
Fourth	4	1
Fifth	6	2
Sixth	3	2
Seventh	3	0
Extra	0	0
Totals	22	10

CURRENT HITTING STREAKS

Player	Games	Started
Addison Barnouski	2	3/24

CURRENT REACHED BASE STREAKS

Player	Games	Started
Rachel Anderson	4	3/23
Kaylee Anderson	2	3/24

CAREER MULTIPLE HIT GAMES

Player	2	3	4	5+	Total
Rachel Anderson	36	13	-	-	49
Mykaela Arellanes	33	8	-	-	41
Sarah Messex	22	3	1	-	26
Ashley Ellis	23	2	-	-	25
Addison Barnouski	22	3	-	-	25
Parker Bandy	17	2	-	-	19
Brooke Rheinecker	12	1	-	-	13
Claudia Gallo	10	1	-	-	11
Madison Harris	6	1	-	-	7
Rachael Donald	3	-	-	-	3
Chelsy Pena	3	-	-	-	3
Kaylee Anderson	2	-	-	-	2

CAREER MULTIPLE RBI GAMES

Player	2	3	4	5+	Total
Rachel Anderson	15	8	2	-	25
Sarah Messex	13	8	-	-	21
Ashley Ellis	11	5	2	1	19
Addison Barnouski	13	5	-	-	18
Parker Bandy	12	2	-	-	14
Mykaela Arellanes	9	2	1	-	12
Claudia Gallo	7	-	-	-	7
Madison Harris	4	-	-	-	4
Rachael Donald	3	-	-	-	3
Kaylee Anderson	2	-	1	-	3
Brooke Rheinecker	1	1	-	-	2
Chelsy Pena	2	-	-	-	2

14 KAYLEE ANDERSON

2019 Hitting Season-Highs

At-Bats.....	4, 4x, last at Tennessee State (3/23)
Runs.....	2, vs Omaha (3/16)
Hits.....	2, 2x, last at Tennessee State (3/23)
Doubles.....	1, 2x, last at Tennessee State (3/23)
Triples.....	1, vs Drake (2/22)
Home Runs.....	-
RBI.....	4, at Tennessee State (3/23)
Stolen Bases.....	1, 3x, last at Tennessee State (3/23)

2019 Pitching Season-Highs

Innings Pitched.....	4.0, at Belmont (3/24)
Fewest Hits.....	1, 3x, last vs. Maine (3/10)
Most Hits.....	8, at Louisiana Tech (2/16)
Fewest Runs.....	0, at Arkansas (2/22)
Most Runs.....	7, at Louisiana Tech (2/16)
Fewest Walks.....	0, 2x, last vs. Coppin State (3/2)
Strikeouts.....	3, at Louisiana Tech (2/16)

Hitting Career-Highs

At-Bats.....	4, 4x, last at Tennessee State (3/23/19)
Runs.....	2, vs. Omaha (3/16/19)
Hits.....	2, 2x, last at Tennessee State (3/23/19)
Doubles.....	1, 2x, last at Tennessee State (3/23/19)
Triples.....	1, vs. Drake (2/22/19)
Home Runs.....	-
RBI.....	4, at Tennessee State (3/23/19)
Stolen Bases.....	1, 3x, last at Tennessee State (3/23/19)

Pitching Career-Highs

Innings Pitched.....	4.0, at Belmont (3/24/19)
Fewest Hits.....	1, 4x, last vs. Maine (3/10/19)
Most Hits.....	8, at Louisiana Tech (2/16/19)
Fewest Runs.....	0, 2x, last at Arkansas (2/22/19)
Most Runs.....	7, at Louisiana Tech (2/16/19)
Fewest Walks.....	0, 4x, last vs. Coppin State (3/2/19)
Strikeouts.....	3, at Louisiana Tech (2/16/19)

2 RACHEL ANDERSON

2019 Season-Highs

At-Bats.....	5, at Northern Iowa (2/9)
Runs.....	3, 2x, last vs. Detroit Mercy (3/17)
Hits.....	3, 5x, last vs. Omaha (3/16)
Doubles.....	1, 6x, last at Tennessee State (3/23)
Triples.....	1, 7x, last vs. Detroit Mercy (3/17)
Home Runs.....	1, 7x, last at Belmont (3/24)
RBI.....	4, 2x, last vs. Northern Illinois (3/16)
Stolen Bases.....	3, 2x, last at Tennessee State (3/23)

Career-Highs

At-Bats.....	5, 2x, last at Northern Iowa (2/9/19)
Runs.....	3, 7x, last vs. Detroit Mercy (3/17/19)
Hits.....	3, 13x, last vs. Omaha (3/16/19)
Doubles.....	1, 27x, last at Tennessee State (3/23/19)
Triples.....	2, 2x, last at Alcorn State (2/25/17)
Home Runs.....	1, 15x, last at Belmont (3/24/19)
RBI.....	4, 2x, last vs. Northern Illinois (3/16/19)
Stolen Bases.....	3, 2x, last at Tennessee State (3/23/19)

7 MYKAELA ARELLANES

2019 Season-Highs

At-Bats.....	4, 12x, last at Belmont (3/24)
Runs.....	3, 4x, last vs. Northern Illinois (3/16)
Hits.....	3, 3x, last vs. Northern Illinois (3/16)
Doubles.....	1, at Arkansas (2/22)
Triples.....	1, 2x, last at Tennessee State (3/23)
Home Runs.....	1, 4x, last vs. Omaha (3/17)
RBI.....	3, at Northern Iowa (2/9)
Stolen Bases.....	2, 2x, last at Kansas (3/10)

Career-Highs

At-Bats.....	5, vs. Tennessee State (4/28/18)
Runs.....	3, 5x, last vs. Northern Illinois (3/16/19)
Hits.....	3, 8x, last vs. Northern Illinois (3/16/19)
Doubles.....	2, vs. Tennessee State (2/11/17)
Triples.....	2, vs. Jarvis Christian College (2/11/17)
Home Runs.....	1, 9x, last vs. Omaha (3/17/19)
RBI.....	4, vs. Tennessee State (4/28/18)
Stolen Bases.....	4, vs. Alabama A&M (3/11/17)

8 PARKER BANDY

2019 Season-Highs

At-Bats.....	4, 4x, last at Tennessee State (3/23)
Runs.....	3, 2x, last vs. Abilene Christian (2/15)
Hits.....	2, 4x, last vs. UMKC (3/8)
Doubles.....	1, 2x, last vs. UMKC (3/8)
Triples.....	1, 2x, last vs. Toledo (2/9)
Home Runs.....	1, vs. Abilene Christian (2/15)
RBI.....	3, vs. South Dakota State (2/8)
Stolen Bases.....	1, 3x, last at Tennessee State (3/23)

Career-Highs

At-Bats.....	5, at SIU Edwardsville (4/14/17)
Runs.....	3, vs. Toledo (2/9/19)
Hits.....	3, 2x, last vs. UT Martin (4/17/18)
Doubles.....	1, 18x, last vs. UMKC (3/8/19)
Triples.....	1, 7x, last vs. Toledo (2/9/19)
Home Runs.....	1, 5x, last vs. Abilene Christian (2/15/19)
RBI.....	3, 2x, last vs. South Dakota State (2/8/19)
Stolen Bases.....	2, vs. Tennessee State (2/11/17)

12 ADDISON BARNOUSKI

2019 Season-Highs

At-Bats.....	4, 7x, last at Tennessee State (3/23)
Runs.....	2, 3x, last vs. Detroit Mercy (3/17)
Hits.....	3, vs. Detroit Mercy (3/17)
Doubles.....	1, 6x, last at Tennessee State (3/23)
Triples.....	-
Home Runs.....	1, 5x, last vs. Detroit Mercy (3/17)
RBI.....	3, 3x, last vs. Northern Illinois (3/16)
Stolen Bases.....	2, at Tennessee State (3/23)

Career-Highs

At-Bats.....	4, 17x, last at Tennessee State (3/23/19)
Runs.....	3, at Murray State (4/8/18)
Hits.....	3, 3x, last vs. Detroit Mercy (3/17/19)
Doubles.....	1, 16x, last at Tennessee State (3/23/19)
Triples.....	1, 2x, last vs. Tennessee State (4/28/18)
Home Runs.....	1, 13x, last vs. Detroit Mercy (3/17/19)
RBI.....	3, 5x, last vs. Northern Illinois (3/16/19)
Stolen Bases.....	2, 3x, last at Tennessee State (3/23/19)

Pitching Career-Highs

Innings Pitched.....	2.0, vs. Jarvis Christian College (2/11/17)
Fewest Hits.....	1, at Jackson State (2/12/17)
Most Hits.....	4, 2x, last vs. Middle Tennessee (2/17/17)
Fewest Runs.....	0, at Jackson State (2/12/17)
Most Runs.....	4, vs. Middle Tennessee (2/17/17)
Fewest Walks.....	0, 2x, last at Jackson State (2/12/17)
Strikeouts.....	1, vs. Middle Tennessee (2/17/17)

YOUR REDHAWKS

SEASON/CAREER-HIGHS

6 MARISA DAVIS

2019 Season/Career-Highs

Innings Pitched.....	3.0, vs. Drake (2/22)
Fewest Hits.....	0, 2x, last vs. Maine (3/10)
Most Hits.....	4, 2x, last vs. Omaha (3/16)
Fewest Runs.....	0, 9x, last at Belmont (3/24)
Most Runs.....	4, 2x, last at Central Arkansas (3/1)
Fewest Walks.....	0, 7x, last vs. Belmont (3/24)
Strikeouts.....	3, 2x, last vs. Omaha (3/16)

24 RACHAEL DONALD

2019 Season-Highs

At-Bats.....	4, vs. South Dakota State (2/8)
Runs.....	1, 5x, last vs. Detroit Mercy (3/17)
Hits.....	2, 3x, last vs. Missouri State (3/14)
Doubles.....	1, 3x, last vs. Maine (3/10)
Triples.....	-
Home Runs.....	-
RBI.....	2, 2x, last vs. UMKC (3/9)
Stolen Bases.....	-

Career-Highs

At-Bats.....	4, vs. South Dakota State (2/8/19)
Runs.....	2, vs. Jarvis Christian College (2/11/17)
Hits.....	2, 3x, last vs. Missouri State (3/14/19)
Doubles.....	1, 3x, last vs. Maine (3/10/19)
Triples.....	-
Home Runs.....	-
RBI.....	2, 3x, last vs. UMKC (3/9/19)
Stolen Bases.....	1, at Alabama State (2/23/18)

26 ASHLEY ELLIS

2019 Season-Highs

At-Bats.....	4, 7x, last vs. Omaha (3/16)
Runs.....	2, 2x, last vs. UMKC (3/8)
Hits.....	3, 2x, last vs. UMKC (3/8)
Doubles.....	1, 5x, last vs. Northern Illinois (3/16)
Triples.....	1, at Northern Iowa (2/9)
Home Runs.....	2, vs. UMKC (3/8)
RBI.....	4, 2x, last vs. Fairleigh Dickinson (2/16)
Stolen Bases.....	1, vs. Drake (2/23)

Career-Highs

At-Bats.....	5, at Tennessee State (4/29/17)
Runs.....	2, 6x, last vs. UMKC (3/8/19)
Hits.....	3, 2x, last vs. UMKC (3/8/19)
Doubles.....	2, vs. Evansville (2/23/18)
Triples.....	1, 4x, last at Northern Iowa (2/9/19)
Home Runs.....	2, 2x, last vs. UMKC (3/8/19)
RBI.....	5, at Jackson State (2/12/17)
Stolen Bases.....	1, 5x, last vs. Drake (2/23/19)

10 ASHLEY EMERT

2019 Season/Career-Highs

At-Bats.....	3, vs. Abilene Christian (2/15)
Runs.....	1, 2x, last at Tennessee State (3/23)
Hits.....	1, vs. Abilene Christian (2/15)
Doubles.....	-
Triples.....	-
Home Runs.....	-
RBI.....	-
Stolen Bases.....	1, at Tennessee State (3/23)

5 ALEXIS ESTES

2018 Season-Highs

Innings Pitched.....	5.1, vs. Maine (3/10)
Fewest Hits.....	0, 2x, last at Belmont (3/24)
Most Hits.....	5, vs. Missouri State (3/14)
Fewest Runs.....	0, 7x, last at Belmont (3/24)
Most Runs.....	5, at Belmont (3/24)
Fewest Walks.....	0, 2x, last at Belmont (3/24)
Strikeouts.....	5, vs. UMKC (3/9)

Career-Highs

Innings Pitched.....	7.0, 3x, last vs. Eastern Kentucky (4/23/17)
Fewest Hits.....	0, 4x, last at Belmont (3/24/19)
Most Hits.....	13, at Missouri (4/18/17)
Fewest Runs.....	0, 18x, last at Belmont (3/24/19)
Most Runs.....	8, at Missouri (4/18/17)
Fewest Walks.....	0, 11x, last at Belmont (3/24/19)
Strikeouts.....	8, 2x, last vs. Eastern Kentucky (4/23/17)

4 CLAUDIA GALLO

2019 Season-Highs

At-Bats.....	4, 4x, last at Arkansas (2/22)
Runs.....	3, at Northern Iowa (2/9)
Hits.....	2, 6x, last at Belmont (3/24)
Doubles.....	1, 5x, last at Tennessee State (3/23)
Triples.....	1, vs. Mississippi Valley State (2/17)
Home Runs.....	1, 3x, last at Belmont (3/24)
RBI.....	2, 2x, last vs. Northern Illinois (3/16)
Stolen Bases.....	1, 7x, last at Tennessee State (3/23)

Career-Highs

At-Bats.....	4, 6x, last at Arkansas (2/22/19)
Runs.....	3, at Northern Iowa (2/9/19)
Hits.....	3, vs. Murray State (4/9/17)
Doubles.....	1, 8x, last at Tennessee State (3/23/19)
Triples.....	1, 5x, last vs. Mississippi Valley State (2/17/19)
Home Runs.....	1, 5x, last at Belmont (3/24/19)
RBI.....	2, 7x, last vs. Northern Illinois (3/16/19)
Stolen Bases.....	1, 10x, last at Tennessee State (3/23/19)

27 ANNA GRIFFIN

2019 Season/Career-Highs

At-Bats.....	4, at Central Arkansas (3/1)
Runs.....	1, 3x, last at Tennessee State (3/23)
Hits.....	1, 4x, last at Tennessee State (3/23)
Doubles.....	1, vs. UL Monroe (3/1)
Triples.....	-
Home Runs.....	1, 2x, last at Central Arkansas (3/1)
RBI.....	1, 2x, last at Central Arkansas (3/1)
Stolen Bases.....	-

22 MADISON HARRIS

2019 Season-Highs

At-Bats.....	3, 3x, last vs. Coppin State (3/2)
Runs.....	2, vs. Coppin State (3/2)
Hits.....	2, vs. Coppin State (3/2)
Doubles.....	-
Triples.....	1, vs. Coppin State (3/2)
Home Runs.....	-
RBI.....	1, 2x, last vs. Coppin State (3/2)
Stolen Bases.....	1, 2x, last vs. Coppin State (3/2)

Career-Highs

At-Bats.....	4, 6x, last at Murray State (4/8/18)
Runs.....	2, 4x, last vs. Coppin State (3/2/19)
Hits.....	3, vs. UMKC (3/17/17)
Doubles.....	1, 2x, last vs. Eastern Illinois (4/1/17)
Triples.....	1, vs. Coppin State (3/2/19)
Home Runs.....	1, at Kansas (3/19/17)
RBI.....	2, 4x, last vs. Tennessee State (4/28/18)
Stolen Bases.....	1, 8x, last vs. Coppin State (3/2/19)

18 MACKENZIE LONG

2019 Season-Highs

At-Bats.....	2, vs. Coppin State (3/2)
Runs.....	1, 8x, last at Tennessee State (3/23)
Hits.....	-
Doubles.....	-
Triples.....	-
Home Runs.....	-
RBI.....	-
Stolen Bases.....	1, 2x, last vs. Mississippi Valley State (2/17)

Career-Highs

At-Bats.....	3, 2x, last at Eastern Kentucky (4/23/16)
Runs.....	1, 17x, last at Tennessee State (3/23/19)
Hits.....	1, 2x, last at Eastern Kentucky (4/23/16)
Doubles.....	-
Triples.....	-
Home Runs.....	-
RBI.....	-
Stolen Bases.....	1, 5x, last vs. Mississippi Valley State (2/17/19)

11 DANINA MARTON

2019 Season-Highs

At-Bats.....	3, 2x, last vs. UMKC (3/9)
Runs.....	1, 3x, last vs. UMKC (3/8)
Hits.....	1, 3x, last at Tennessee State (3/23)
Doubles.....	1, vs. UMKC (3/9)
Triples.....	-
Home Runs.....	-
RBI.....	1, 2x, last at Tennessee State (3/23)
Stolen Bases.....	-

Career-Highs

At-Bats.....	3, 2x, last vs. UMKC (3/9/19)
Runs.....	1, 3x, last vs. UMKC (3/8/19)
Hits.....	1, 3x, last at Tennessee State (3/23/19)
Doubles.....	1, vs. UMKC (3/9/19)
Triples.....	-
Home Runs.....	-
RBI.....	1, 2x, last at Tennessee State (3/23/19)
Stolen Bases.....	-

3 SARAH MESSEX

2019 Season-Highs

At-Bats.....	4, 9x, last at Belmont (3/24)
Runs.....	4, vs. Northern Illinois (3/16)
Hits.....	3, 2x, last vs. Northern Illinois (3/16)
Doubles.....	1, 5x, last at Central Arkansas (3/1)
Triples.....	1, vs. Omaha (3/16)
Home Runs.....	2, vs. Northern Illinois (3/16)
RBI.....	3, 2x, last vs. Northern Illinois (3/16)
Stolen Bases.....	1, 4x, last at Tennessee State (3/23)

Career-Highs

At-Bats.....	4, 18x, last at Belmont (3/24/19)
Runs.....	4, vs. Northern Illinois (3/16/19)
Hits.....	4, at Murray State (4/8/18)
Doubles.....	2, 3x, last vs. Tennessee State (4/28/18)
Triples.....	1, 3x, last vs. Omaha (3/17/19)
Home Runs.....	2, vs. Northern Illinois (3/16/19)
RBI.....	3, 7x, last vs. Northern Illinois (3/16/19)
Stolen Bases.....	2, 2x, last vs. SIU Edwardsville (4/13/18)

YOUR REDHAWKS

SEASON/CAREER-HIGHS

21 CHELSY PENA

2019 Season-Highs

At-Bats.....4, vs. Coppin State (3/2)
Runs.....2, vs. UMKC (3/8)
Hits.....2, 3x, last vs. Omaha (3/16)
Doubles.....2, vs. Coppin State (3/2)
Triples.....-
Home Runs.....-
RBI.....2, 2x, last vs. UMKC (3/9)
Stolen Bases.....2, vs. UL Monroe (3/1)

1 PAYTON PIERCE

2019 Season-Highs

At-Bats.....1, 4x, last vs. Northern Illinois (3/16)
Runs.....1, vs. Omaha (3/17)
Hits.....1, vs. Coppin State (3/2)
Doubles.....1, vs. Coppin State (3/2)
Triples.....-
Home Runs.....-
RBI.....-
Stolen Bases.....1, vs. Detroit Mercy (3/17)

17 BROOKE RHEINECKER

2019 Season-Highs

At-Bats.....3, 7x, last at Belmont (3/24)
Runs.....2, at Northern Iowa (2/9)
Hits.....2, at Northern Iowa (2/9)
Doubles.....-
Triples.....-
Home Runs.....-
RBI.....1, 3x, last vs. Maine (3/10)
Stolen Bases.....1, 5x, last at Tennessee State (3/23)

Career-Highs

At-Bats.....4, 6x, last vs. Morehead State (4/22/17)
Runs.....2, 5x, last at Northern Iowa (2/9/19)
Hits.....3, vs. Alabama A&M (3/11/17)
Doubles.....1, at Austin Peay (4/6/18)
Triples.....-
Home Runs.....-
RBI.....3, vs. Jarvis Christian College (2/11/17)
Stolen Bases.....2, 2x, last vs. Tennessee State (4/28/18)

9 RACHEL ROOK

2019 Season

Innings Pitched.....7.0, at Kansas (3/8)
Fewest Hits.....0, 6x, last at Belmont (3/24)
Most Hits.....8, vs. Missouri State (3/2)
Fewest Runs.....0, 11x, last at Belmont (3/24)
Most Runs.....5, vs. Missouri State (3/2)
Fewest Walks.....0, 9x, last vs. Omaha (3/17)
Strikeouts.....9, vs. UL Monroe (3/1)

Career-Highs

Innings Pitched.....7.0, at Kansas (3/8/19)
Fewest Hits.....0, 15x, last at Belmont (3/24/19)
Most Hits.....8, vs. Missouri State (3/2/19)
Fewest Runs.....0, 24x, last at Belmont (3/24/19)
Most Runs.....5, vs. Missouri State (3/2/19)
Fewest Walks.....0, 20x, last vs. Omaha (3/17/19)
Strikeouts.....9, vs. UL Monroe (3/1/19)

15 HALEY THOGMARTIN

2019 Season/Career-Highs

Innings Pitched.....7.0, vs. IUPUI (2/23)
Fewest Hits.....0, 5x, last vs. Detroit Mercy (3/17)
Most Hits.....8, at Arkansas (2/21)
Fewest Runs.....0, 10x, last at Tennessee State (3/23)
Most Runs.....6, 3x, last vs. Drake (2/22)
Fewest Walks.....0, 11x, last at Belmont (3/24)
Strikeouts.....7, 2x, last vs. Fairleigh Dickinson (2/16)

Career-Highs

Innings Pitched.....7.0, 6x, last vs. IUPUI (2/23/19)
Fewest Hits.....0, 9x, last vs. Detroit Mercy (3/17/19)
Most Hits.....9, 3x, last at Creighton (3/10/18)
Fewest Runs.....0, 28x, last at Tennessee State (3/23)
Most Runs.....9, vs. UMKC (3/6/16)
Fewest Walks.....0, 39x, last at Belmont (3/24/19)
Strikeouts.....9, vs. Belmont (4/29/18)

20 LEAHA WININGER

2019 Season-Highs

At-Bats.....3, vs. Coppin State (3/2)
Runs.....1, 2x, last vs. UMKC (3/8)
Hits.....-
Doubles.....-
Triples.....-
Home Runs.....-
RBI.....-
Stolen Bases.....1, vs. Coppin State (3/2)

YOUR REDHAWKS

SEASON/CAREER STATISTICS



2019 Southeast Missouri Softball
Individual Season/Career Summary for Southeast Missouri (as of Mar 25, 2019)
(All games Sorted by Batting avg)



Record: 25-8 Home: 1-0 Away: 9-3 Neutral: 15-5 OVC: 3-1

Player	SEASON													CAREER														
	Avg	G-GS	AB	R	H	2B	3B	HR	RBI	BB	Hbp	SO	Sb-Att	Avg	G-GS	AB	R	H	2B	3B	HR	RBI	BB	Hbp	SO	Sb-Att		
2 ANDERSON, Rachel	.475	33-33	99	30	47	6	7	7	34	18	1	11	15-18	.413	136-136	402	101	166	27	21	15	93	63	5	52	42-57		
26 ELLIS, Ashley	.398	33-33	93	17	37	5	1	8	33	8	0	16	1-1	.271	133-133	358	40	97	18	4	17	74	37	4	86	5-5		
12 BARNOUSKI, Addison	.385	33-33	91	19	35	6	0	5	25	8	2	15	2-2	.306	124-106	304	59	93	18	2	15	66	22	4	63	13-13		
7 ARELLANES, Mykaela	.363	33-33	102	33	37	1	2	4	16	17	2	20	12-13	.344	125-125	389	97	134	18	8	9	55	60	4	66	37-42		
4 GALLO, Claudia	.333	29-29	69	14	23	5	1	3	9	5	8	10	7-9	.290	106-70	186	32	54	8	5	5	26	11	18	39	11-14		
24 DONALD, Rachael	.278	27-22	54	5	15	3	0	0	5	6	1	14	0-0	.229	44-24	70	8	16	3	0	0	8	7	2	18	1-1		
3 MESSEX, Sarah	.255	33-33	94	22	24	5	1	4	14	12	6	18	4-5	.245	185-185	465	85	114	20	3	15	83	68	20	109	23-32		
8 BANDY, Parker	.203	29-29	74	13	15	2	2	1	15	6	0	19	3-3	.269	129-128	338	55	91	18	7	5	57	40	4	73	11-13		

21 PENA, Chelsy	.273	25-11	44	7	12	4	0	0	8	2	0	6	2-3	.273	25-11	44	7	12	4	0	0	8	2	0	6	2-3		
11 MARTON, Danina	.273	15-1	11	3	3	1	0	0	2	1	0	2	0-1	.308	18-1	13	3	4	1	0	0	2	1	0	2	0-1		
17 RHEINECKER, Brooke	.267	24-15	45	9	12	0	0	0	3	2	0	5	5-6	.284	117-77	222	39	63	1	0	0	12	5	1	23	23-29		
14 ANDERSON, Kaylee	.262	21-12	42	9	11	2	1	0	8	1	1	5	3-4	.200	38-15	60	11	12	2	1	0	8	2	1	10	3-4		
1 PIERCE, Payton	.250	8-0	4	1	1	1	0	0	0	0	0	1	1-2	.331	80-0	239	52	79	13	1	3	22	32	6	47	24-33		
27 GRIFFIN, Anna	.211	15-3	19	3	4	1	0	2	2	4	0	4	0-0	.211	15-3	19	3	4	1	0	2	2	4	0	4	0-0		
16 CONWAY, Randi Dae	.200	10-1	5	4	1	0	0	0	0	0	0	1	0-0	.203	66-22	59	23	12	1	0	0	2	2	1	17	3-5		
22 HARRIS, Madison	.154	22-5	26	4	4	0	1	0	2	3	0	3	2-2	.229	107-31	144	32	33	2	1	1	17	17	0	20	8-10		
10 EMERT, Ashley	.091	15-4	11	2	1	0	0	0	0	3	0	5	1-1	.091	15-4	11	2	1	0	0	0	0	3	0	5	1-1		
20 WININGER, Leah	.000	9-0	7	2	0	0	0	0	0	1	0	1	1-2	.000	9-0	7	2	0	0	0	0	0	1	0	1	1-2		
18 LONG, Mackenzie	.000	20-0	5	8	0	0	0	0	0	0	0	1	2-2	.091	70-3	22	17	2	0	0	0	0	2	1	9	5-5		
9 ROOK, Rachel	.000	1-1	0	0	0	0	0	0	0	0	0	0	0-0	.000	1-1	0	0	0	0	0	0	0	0	0	0	0-0		
6 DAVIS, Marisa	.000	1-0	0	0	0	0	0	0	0	0	0	0	0-0	.244	42-29	78	12	19	1	0	0	9	8	1	17	10-11		
Totals	.315	33-33	895	205	282	42	16	34	176	97	21	157	61-74															
Opponents	.248	33-33	805	107	200	30	1	17	100	91	14	180	20-27															

(All games Sorted by Earned run avg)

Player	SEASON													CAREER												
	ERA	W-L	App	GS	CG	Sho	Sv	IP	H	R	ER	BB	SO	ERA	W-L	App	GS	CG	Sho	Sv	IP	H	R	ER	BB	SO
15 THOGMARTIN, Haley	2.04	10-3	22	13	3	1	1	82.1	74	35	24	20	76	3.10	32-22	91	54	12	4	2	315.2	335	180	140	85	213
5 ESTES, Alexis	2.26	7-2	14	11	0	0	2	43.1	30	18	14	24	24	3.85	16-13	61	33	3	0	4	174.1	180	120	96	81	108
9 ROOK, Rachel	2.64	7-2	19	7	1	1	2	47.2	43	19	18	20	53	2.84	12-7	45	10	1	1	6	96.0	77	42	39	44	107
6 DAVIS, Marisa	4.82	0-1	14	1	0	0	0	20.1	25	16	14	13	17	4.82	0-1	14	1	0	0	0	20.1	25	16	14	13	17
14 ANDERSON, Kaylee	5.73	1-0	10	1	0	0	1	18.1	28	19	15	14	10	5.56	1-0	13	1	0	0	1	22.2	33	22	18	15	11

Player	CH	PO	A	E	Fld%	SBA	CSB	SBA%	PB	CI	Ch	PO	A	E	Fld%	SBA	CSB	SBA%	PB	CI
21 PENA, Chelsy	46	42	4	0	1.000	2	3	.400	0	0	46	42	4	0	1.000	2	3	.400	0	0
7 ARELLANES, Mykaela	40	38	2	0	1.000	0	0	---	0	0	151	141	5	5	.967	0	0	---	0	0
5 ESTES, Alexis	15	3	12	0	1.000	1	2	.333	0	0	55	7	47	1	.982	14	7	.667	0	0
22 HARRIS, Madison	11	7	4	0	1.000	0	0	---	0	0	21	11	9	1	.952	0	0	---	0	0
20 WININGER, Leah	4	3	1	0	1.000	0	0	---	0	0	4	3	1	0	1.000	0	0	---	0	0
17 RHEINECKER, Brooke	3	3	0	0	1.000	0	0	---	0	0	40	36	1	3	.925	0	0	---	0	0
9 ROOK, Rachel	2	1	1	0	1.000	5	3	.625	0	0	12	3	9	0	1.000	8	6	.571	0	0
11 MARTON, Danina	1	1	0	0	1.000	0	0	---	0	0	1	1	0	0	1.000	0	0	---	0	0
24 DONALD, Rachael	132	124	6	2	.985	14	4	.778	2	0	157	145	10	2	.987	15	5	.750	2	0
2 ANDERSON, Rachel	63	57	5	1	.984	0	0	---	0	0	240	218	19	3	.988	0	0	---	0	0
4 GALLO, Claudia	52	51	0	1	.981	0	0	---	0	0	124	117	5	2	.984	0	0	---	0	0
26 ELLIS, Ashley	167	156	7	4	.976	0	0	---	0	0	840	797	31	12	.986	0	0	---	0	0
10 EMERT, Ashley	37	32	4	1	.973	4	0	1.000	1	0	37	32	4	1	.973	4	0	1.000	1	0
3 MESSEX, Sarah	93	42	48	3	.968	0	0	---	0	0	629	273	316	40	.936	3	0	1.000	0	0
12 BARNOUSKI, Addison	78	26	47	5	.936	0	0	---	0	0	233	66	150	17	.927	1	0	1.000	0	0
8 BANDY, Parker	66	31	28	7	.894	0	0	---	0	0	395	207	163	25	.937	0	0	---	0	0
14 ANDERSON, Kaylee	16	8	6	2	.875	1	2	.333	0	0	30	16	12	2	.933	2	3	.400	0	0
6 DAVIS, Marisa	6	2	3	1	.833	6	0	1.000	0	0	152	71	65	16	.895	6	0	1.000	0	0
27 GRIFFIN, Anna	10	7	1	2	.800	0	0	---	0	0	10	7	1	2	.800	0	0	---	0	0
15 THOGMARTIN, Haley	9	2	5	2	.778	7	0	1.000	0	0	55	13	37	5	.909	31	6	.838	0	0
1 PIERCE, Payton	0	0	0	0	.000	0	0	---	0	0	146	133	5	8	.945	0	0	---	0	0
18 LONG, Mackenzie	0	0	0	0	.000	0	0	---	0	0	7	4	3	0	1.000	0	0	---	0	0
16 CONWAY, Randi Dae	0	0	0	0	.000	0	0	---	0	0	39	23	13	3	.923	0	0	---	0	0
Totals	851	636	184	31	.964	20	7	.741	3	0										
Opponents	902	629	223	50	.945	61	13	.824	4	1										

YOUR REDHAWKS

GAME-BY-GAME HITTING

Opponent	AB	R	H	RBI	2B	3B	HR	BB	IBB	SB	CS	HBP	SAC	SF	GDP	K	PO	A	E	Avg
Southeast Missouri	32	7	12	7	1	1	0	4	0	3	0	0	0	0	0	1	21	4	1	.375
South Dakota State	29	3	7	3	1	0	1	6	0	0	0	1	0	0	0	5	21	9	1	.241
Southeast Missouri	29	5	8	5	3	1	0	3	0	0	0	1	0	0	0	2	21	3	3	.328
Northern Iowa	28	1	5	1	0	0	0	3	0	1	0	1	0	0	0	5	21	11	0	.211
Southeast Missouri	28	16	13	13	0	1	2	9	0	2	0	1	0	0	0	2	15	3	0	.371
Northern Iowa	18	0	4	0	1	0	0	1	0	0	0	0	0	0	0	4	15	6	4	.213
Southeast Missouri	28	7	12	7	2	2	0	3	0	3	1	0	0	0	0	6	21	7	1	.385
Toledo	25	5	6	5	0	0	2	6	0	1	0	1	0	1	0	4	18	6	1	.220
Southeast Missouri	24	1	4	1	1	0	1	1	0	0	1	1	0	0	0	13	21	3	0	.348
Drake	29	6	9	6	0	1	0	4	0	3	0	0	0	1	0	9	21	2	0	.240
Southeast Missouri	14	0	1	0	0	0	0	1	0	0	0	0	1	0	0	2	13	1	2	.323
Wichita State	21	8	9	8	4	0	1	2	0	1	0	0	1	1	0	0	15	4	0	.267
Southeast Missouri	28	10	14	9	0	1	4	2	0	2	0	0	0	0	0	1	15	3	0	.350
Abilene Christian	18	2	4	2	0	0	1	2	0	0	0	0	1	0	0	7	5	2	4	.262
Southeast Missouri	21	3	5	3	3	0	0	1	0	0	0	1	0	0	0	7	14	3	2	.338
Louisiana Tech	26	11	13	11	4	0	0	5	0	3	0	1	1	0	0	8	15	4	1	.294
Southeast Missouri	28	8	10	8	0	1	2	5	0	3	0	0	1	0	0	3	18	2	1	.341
Fairleigh Dickinson	19	0	2	0	0	0	0	3	0	0	0	0	1	0	0	9	18	7	1	.277
Southeast Missouri	29	7	8	3	1	1	1	3	0	4	0	0	0	0	0	1	21	6	1	.333
Mississippi Valley State	25	0	4	0	0	0	0	1	0	0	0	0	1	0	0	9	18	10	4	.265
Southeast Missouri	25	1	4	1	0	0	0	0	0	0	1	0	0	0	0	13	18	4	2	.318
Arkansas	29	7	10	7	1	0	2	3	0	0	0	0	0	1	0	4	21	7	1	.273
Southeast Missouri	27	2	5	2	0	1	0	7	0	3	0	1	0	0	1	10	21	4	4	.307
Drake	29	6	8	6	2	0	0	5	0	2	0	0	1	0	0	4	21	2	2	.274
Southeast Missouri	31	6	10	6	1	0	2	1	0	0	0	0	0	0	0	8	21	4	1	.308
Arkansas	27	1	7	1	0	0	0	5	0	0	0	1	0	0	1	2	21	7	1	.272
Southeast Missouri	29	5	7	5	2	0	2	1	0	2	1	0	0	0	0	7	18	6	2	.303
Drake	23	7	7	6	0	0	0	8	0	2	1	0	2	0	0	4	21	5	2	.275
Southeast Missouri	24	5	3	5	1	0	1	1	0	2	0	0	0	0	0	2	21	6	3	.292
IUPUI	27	3	6	2	0	0	0	3	0	2	0	0	0	1	0	3	18	4	3	.271
Southeast Missouri	25	8	8	6	3	0	1	1	0	5	0	1	0	1	0	2	18	5	1	.299
UL-Monroe	19	0	2	0	1	0	0	3	0	0	2	0	1	0	0	10	6	2	5	.263
Southeast Missouri	34	11	14	9	3	1	3	1	0	0	1	0	0	0	0	5	21	4	2	.308
Central Arkansas	28	7	7	6	1	0	0	3	0	1	0	1	0	0	0	6	21	7	2	.262
Southeast Missouri	31	11	10	8	3	1	0	6	0	3	1	0	0	0	0	3	21	7	1	.309
Coppin State	27	5	8	4	1	0	0	3	0	0	0	1	0	1	1	8	21	12	2	.264
Southeast Missouri	29	4	9	4	1	0	0	3	0	0	0	1	0	0	1	4	18	8	2	.309
Missouri State	31	7	13	6	2	0	1	0	0	1	0	1	0	0	0	6	21	10	2	.274
Southeast Missouri	29	8	9	6	1	0	2	10	0	3	0	1	0	0	0	4	21	10	0	.309
UMKC	25	2	4	2	0	0	0	1	0	1	0	0	0	0	0	6	21	5	0	.268
Southeast Missouri	28	2	8	2	3	0	0	3	0	1	0	3	0	0	1	3	21	6	0	.308
Kansas	23	0	4	0	2	0	0	0	0	0	0	2	1	0	0	2	21	8	1	.264
Southeast Missouri	25	8	8	7	3	0	0	4	0	2	1	0	0	0	0	6	21	7	0	.308
UMKC	25	2	5	2	3	0	1	2	0	0	0	0	1	0	0	13	18	8	2	.261
Southeast Missouri	30	6	9	5	1	0	1	5	0	1	1	1	0	0	0	9	21	8	1	.308
Maine	23	2	3	2	0	0	0	3	0	0	0	0	0	1	1	8	21	10	3	.256
Southeast Missouri	25	2	5	1	0	0	0	2	0	3	0	4	1	0	0	5	21	7	0	.304
Kansas	27	1	6	1	1	0	0	1	0	0	1	0	0	0	0	3	21	4	1	.255
Southeast Missouri	24	5	9	4	1	1	1	1	0	1	0	2	2	1	0	4	21	6	0	.306
Missouri State	26	2	7	2	1	0	1	2	0	0	1	0	0	1	0	5	18	7	1	.255
Southeast Missouri	29	14	14	13	1	0	6	3	0	1	1	0	0	0	0	2	15	8	0	.313
Northern Illinois	18	4	7	3	0	0	1	4	0	0	1	0	2	0	0	2	15	8	1	.259
Southeast Missouri	31	9	13	7	1	2	1	2	0	2	2	0	0	0	1	3	21	8	0	.318
Omaha	27	4	7	4	3	0	2	2	0	0	0	1	0	0	0	5	21	13	0	.259
Southeast Missouri	27	9	10	8	1	1	1	3	0	1	1	1	1	2	0	3	18	8	0	.320
Detroit Mercy	18	0	3	0	0	0	0	1	0	0	0	0	0	0	1	5	18	9	4	.257
Southeast Missouri	19	3	2	1	0	0	1	2	0	0	0	1	0	0	1	1	21	7	0	.315
Omaha	24	1	5	1	1	0	1	0	0	0	0	0	1	0	0	6	18	5	2	.255
Southeast Missouri	29	8	12	7	1	1	0	2	0	8	1	1	2	1	0	6	21	4	0	.318
Tennessee State	25	0	5	0	1	0	0	2	0	1	0	0	0	0	1	10	21	7	0	.253

YOUR REDHAWKS

GAME-BY-GAME HITTING

Southeast Missouri	31	11	14	10	3	0	0	5	0	7	0	0	0	1	0	1	18	9	1	.323
Tennessee State	17	1	2	0	0	0	0	2	0	0	0	0	1	0	1	2	18	3	3	.250
Southeast Missouri	28	3	6	2	0	0	2	1	0	0	0	0	0	0	0	10	21	5	0	.320
Belmont	24	2	3	2	0	0	2	2	0	0	0	2	0	0	0	3	21	6	1	.246
Southeast Missouri	25	0	4	0	0	0	0	1	0	0	0	0	0	0	0	8	18	8	1	.315
Belmont	25	7	8	7	0	0	1	3	0	1	1	1	0	0	0	3	21	7	0	.248

Southeast Missouri

Morehead State

Southeast Missouri

Morehead State

Southeast Missouri

Eastern Kentucky

Southeast Missouri

Eastern Kentucky

Southeast Missouri

SIU Edwardsville

Southeast Missouri

SIU Edwardsville

Southeast Missouri

UT Martin

Southeast Missouri

UT Martin

Southeast Missouri

Austin Peay

Southeast Missouri

Austin Peay

Southeast Missouri

Murray State

Southeast Missouri

Murray State

Southeast Missouri

Eastern Illinois

Southeast Missouri

Eastern Illinois

Southeast Missouri

Missouri

Southeast Missouri

Missouri

Southeast Missouri

Tennessee Tech

Southeast Missouri

Tennessee Tech

Southeast Missouri

Jacksonville State

Southeast Missouri

Jacksonville State

YOUR REDHAWKS

GAME-BY-GAME PITCHING

Opponent	IP	H	R	ER	BB	SO	2B	3B	HR	WP	BK	HBP	DP	IBB	Score	W-L	SV	ERA
Southeast Missouri	7.0	7	3	3	6	5	1	0	1	0	0	1	0	0	7-3	1-0	0	3.86
South Dakota State	7.0	12	7	7	4	1	1	1	0	1	0	0	0	0	3-7	0-1	0	9.00
Southeast Missouri	7.0	5	1	1	3	5	0	0	0	1	0	1	0	0	5-1	2-0	0	2.57
Northern Iowa	7.0	8	5	5	3	2	3	1	0	1	0	1	0	0	1-5	0-2	0	7.71
Southeast Missouri	5.0	4	0	0	1	4	1	0	0	0	0	0	1	0	16-0	3-0	0	1.89
Northern Iowa	5.0	13	16	8	9	2	0	1	2	1	0	1	0	0	0-16	0-3	0	9.47
Southeast Missouri	7.0	6	5	5	6	4	0	0	2	2	0	1	1	0	7-5	4-0	1	3.12
Toledo	6.0	12	7	7	3	6	2	2	0	1	0	0	0	0	5-7	0-4	0	9.72
Southeast Missouri	7.0	9	6	6	4	9	0	1	0	0	0	0	0	0	1-6	4-1	1	4.09
Drake	7.0	4	1	1	1	13	1	0	1	1	0	1	0	0	6-1	1-4	0	7.88
Southeast Missouri	4.1	9	8	6	2	0	4	0	1	0	0	0	0	0	0-8	4-2	1	5.06
Wichita State	5.0	1	0	0	1	2	0	0	0	0	0	0	1	0	8-0	2-4	0	6.81
Southeast Missouri	5.0	4	2	2	2	7	0	0	1	0	0	0	0	0	10-2	5-2	1	4.89
Abilene Christian	4.1	14	10	10	2	1	0	1	4	0	1	0	0	0	2-10	2-5	0	8.27
Southeast Missouri	4.2	13	11	9	5	8	4	0	0	1	0	1	0	0	3-11	5-3	1	6.13
Louisiana Tech	5.0	5	3	0	1	7	3	0	0	0	0	1	0	0	11-3	3-5	0	7.38
Southeast Missouri	6.0	2	0	0	3	9	0	0	0	1	0	0	1	0	8-0	6-3	1	5.43
Fairleigh Dickinson	6.0	10	8	8	5	3	0	1	2	0	0	0	0	0	0-8	3-6	0	7.91
Southeast Missouri	7.0	4	0	0	1	9	0	0	0	0	0	0	0	0	7-0	7-3	1	4.80
Mississippi Valley State	6.0	8	7	3	3	1	1	1	1	0	0	0	0	0	0-7	3-7	0	7.56
Southeast Missouri	6.0	10	7	3	3	4	1	0	2	0	0	0	0	0	1-7	7-4	1	3.71
Arkansas	7.0	4	1	0	0	13	0	0	0	1	0	0	0	0	7-1	4-7	0	5.25
Southeast Missouri	7.0	8	6	3	5	4	2	0	0	0	0	0	0	0	2-6	7-5	1	3.64
Drake	7.0	5	2	2	7	10	0	1	0	1	0	1	1	0	6-2	5-7	0	4.94
Southeast Missouri	7.0	7	1	1	5	2	0	0	0	1	0	1	1	0	6-1	8-5	2	3.41
Arkansas	7.0	10	6	5	1	8	1	0	2	0	0	0	0	0	1-6	5-8	0	4.94
Southeast Missouri	6.0	7	7	3	8	4	0	0	0	0	0	0	0	0	5-7	8-6	2	3.42
Drake	7.0	7	5	5	1	7	2	0	2	0	0	0	0	0	7-5	6-8	1	4.95
Southeast Missouri	7.0	6	3	1	3	3	0	0	0	1	0	0	1	0	5-3	9-6	2	3.24
IUPUI	6.0	3	5	1	1	2	1	0	1	0	0	0	1	0	3-5	6-9	1	4.70
Southeast Missouri	6.0	2	0	0	3	10	1	0	0	1	0	0	0	0	8-0	10-6	2	3.04
UL-Monroe	5.2	8	8	6	1	2	3	0	1	0	0	1	0	0	0-8	6-10	1	4.87
Southeast Missouri	7.0	7	7	6	3	6	1	0	0	0	0	1	0	0	11-7	11-6	2	3.24
Central Arkansas	7.0	14	11	10	1	5	3	1	3	2	0	0	0	0	7-11	6-11	1	5.22
Southeast Missouri	7.0	8	5	5	3	8	1	0	0	0	0	1	2	0	11-5	12-6	2	3.35
Coppin State	7.0	10	11	9	6	3	3	1	0	2	0	0	0	0	5-11	6-12	1	5.45
Southeast Missouri	6.0	13	7	4	0	6	2	0	1	0	0	1	0	0	4-7	12-7	2	3.41
Missouri State	7.0	9	4	3	3	4	1	0	0	0	0	1	2	0	7-4	7-12	2	5.31
Southeast Missouri	7.0	4	2	2	1	6	0	0	0	0	0	0	0	0	8-2	13-7	2	3.33
UMKC	7.0	9	8	8	10	4	1	0	2	3	0	1	0	0	2-8	7-13	2	5.46
Southeast Missouri	7.0	4	0	0	0	2	2	0	0	1	0	2	1	0	2-0	14-7	2	3.16
Kansas	7.0	8	2	2	3	3	3	0	0	0	0	3	2	0	0-2	7-14	2	5.28
Southeast Missouri	7.0	5	2	2	2	13	3	0	1	1	0	0	0	0	8-2	15-7	3	3.10
UMKC	6.0	8	8	6	4	6	3	0	0	0	0	0	1	0	2-8	7-15	2	5.35
Southeast Missouri	7.0	3	2	2	3	8	0	0	0	0	0	0	1	0	6-2	16-7	3	3.05
Maine	7.0	9	6	6	5	9	1	0	1	1	0	1	0	0	2-6	7-16	2	5.38
Southeast Missouri	7.0	6	1	1	1	3	1	0	0	0	0	0	0	0	2-1	17-7	3	2.95
Kansas	7.0	5	2	2	2	5	0	0	0	0	0	4	0	0	1-2	7-17	2	5.23
Southeast Missouri	7.0	7	2	2	2	5	1	0	1	0	0	0	0	0	5-2	18-7	4	2.91
Missouri State	6.0	9	5	4	1	4	1	1	1	0	0	2	1	0	2-5	7-18	2	5.21
Southeast Missouri	5.0	7	4	4	4	2	0	0	1	0	0	0	0	0	14-4	19-7	4	2.99
Northern Illinois	5.0	14	14	13	3	2	1	0	6	1	0	0	0	0	4-14	7-19	2	5.60
Southeast Missouri	7.0	7	4	4	2	5	3	0	2	1	0	1	1	0	9-4	20-7	4	3.03
Omaha	7.0	13	9	9	2	3	1	2	1	2	0	0	1	0	4-9	7-20	2	5.74
Southeast Missouri	6.0	3	0	0	1	5	0	0	0	0	0	0	1	0	9-0	21-7	4	2.93
Detroit Mercy	6.0	10	9	6	3	3	1	1	1	0	0	1	0	0	0-9	7-21	2	5.78
Southeast Missouri	7.0	5	1	1	0	6	1	0	1	1	0	0	1	0	3-1	22-7	5	2.86
Omaha	6.0	2	3	1	2	1	0	0	1	0	0	1	1	0	1-3	7-22	2	5.63
Southeast Missouri	7.0	5	0	0	2	10	1	0	0	1	0	0	1	0	8-0	23-7	5	2.76
Tennessee State	7.0	12	8	8	2	6	1	1	0	0	0	1	0	0	0-8	7-23	2	5.72

YOUR REDHAWKS

GAME-BY-GAME PITCHING

Southeast Missouri	6.0	2	1	1	2	2	0	0	0	2	0	0	3	0	11-1	24-7	5	2.71
Tennessee State	6.0	14	11	9	5	1	3	0	0	1	0	0	0	0	1-11	7-24	2	5.87
Southeast Missouri	7.0	3	2	2	2	3	0	0	2	0	0	2	0	0	3-2	25-7	6	2.68
Belmont	7.0	6	3	3	1	10	0	0	2	3	0	0	1	0	2-3	7-25	2	5.77
Southeast Missouri	6.0	8	7	6	3	3	0	0	1	1	0	1	0	0	0-7	25-8	6	2.81
Belmont	7.0	4	0	0	1	8	0	0	0	1	0	0	0	0	7-0	8-25	2	5.58
Southeast Missouri																		
Morehead State																		
Southeast Missouri																		
Morehead State																		
Southeast Missouri																		
Eastern Kentucky																		
Southeast Missouri																		
Eastern Kentucky																		
Southeast Missouri																		
SIU Edwardsville																		
Southeast Missouri																		
SIU Edwardsville																		
Southeast Missouri																		
UT Martin																		
Southeast Missouri																		
UT Martin																		
Southeast Missouri																		
Austin Peay																		
Southeast Missouri																		
Austin Peay																		
Southeast Missouri																		
Murray State																		
Southeast Missouri																		
Murray State																		
Southeast Missouri																		
Eastern Illinois																		
Southeast Missouri																		
Eastern Illinois																		
Southeast Missouri																		
Missouri																		
Southeast Missouri																		
Missouri																		
Southeast Missouri																		
Tennessee Tech																		
Southeast Missouri																		
Tennessee Tech																		
Southeast Missouri																		
Jacksonville State																		
Southeast Missouri																		
Jacksonville State																		

YOUR REDHAWKS

GAME-BY-GAME LINEUPS

Opponent	P	C	1B	2B	3B	SS	LF	CF	RF	DP
South Dakota State	Thogmartin	Donald	Ellis	Bandy	Barnouski	Messex	Gallo	R. Anderson	Arellanes	Rheinecker
Northern Iowa	Estes	Emert	Ellis	Bandy	Barnouski	Messex	Gallo	R. Anderson	Arellanes	Harris
Northern Iowa	Thogmartin	Donald	Ellis	Bandy	Barnouski	Messex	Gallo	R. Anderson	Arellanes	Rheinecker
Toledo	Estes	Pena	Ellis	Bandy	Barnouski	Messex	Gallo	R. Anderson	Arellanes	K. Anderson
Drake	Thogmartin	Pena	Ellis	Bandy	Barnouski	Messex	Gallo	R. Anderson	Arellanes	Rheinecker
Wichita State	Estes	Donald	Ellis	Bandy	Barnouski	Messex	Gallo	R. Anderson	Arellanes	Rheinecker
Abilene Christian	Thogmartin	Emert	Ellis	Bandy	Barnouski	Messex	Gallo	R. Anderson	Arellanes	K. Anderson
Louisiana Tech	Rook	Donald	Ellis	Bandy	Barnouski	Messex	Gallo	R. Anderson	Arellanes	Conway
Fairleigh Dickinson	Estes	Emert	Ellis	Bandy	Barnouski	Messex	Gallo	R. Anderson	Arellanes	Harris
Mississippi Valley State	Thogmartin	Donald	Ellis	Bandy	Barnouski	Messex	Gallo	R. Anderson	Arellanes	Rheinecker
Arkansas	Rook	Donald	Ellis	Bandy	Barnouski	Messex	Gallo	R. Anderson	Arellanes	Rheinecker
Drake	Thogmartin	Donald	Ellis	Bandy	Barnouski	Messex	Gallo	R. Anderson	Arellanes	K. Anderson
Arkansas	Rook	Donald	Ellis	Bandy	Barnouski	Messex	Gallo	R. Anderson	Arellanes	K. Anderson
Drake	Estes	Donald	Ellis	Bandy	Barnouski	Messex	Gallo	R. Anderson	Arellanes	K. Anderson
IUPUI	Thogmartin	Emert	Ellis	Harris	Barnouski	Messex	Gallo	R. Anderson	Arellanes	Rheinecker
UL Monroe	Rook	Pena	Ellis	K. Anderson	Barnouski	Messex	Gallo	R. Anderson	Arellanes	Bandy
Central Arkansas	Davis	Donald	Ellis	Bandy	Barnouski	Messex	Rheinecker	R. Anderson	Arellanes	Griffin
Coppin State	K. Anderson	Pena	Ellis	Harris	Barnouski	Messex	Rheinecker	R. Anderson	Arellanes	Griffin
Missouri State	Rook	Donald	Ellis	Bandy	Barnouski	Messex	Rheinecker	R. Anderson	Arellanes	K. Anderson
UMKC	Thogmartin	Donald	Ellis	Bandy	Barnouski	Messex	Gallo	R. Anderson	Arellanes	Pena
Kansas	Rook	Pena	Ellis	Bandy	Barnouski	Messex	Gallo	R. Anderson	Arellanes	K. Anderson
UMKC	Estes	Donald	Ellis	Bandy	Barnouski	Messex	Marton	R. Anderson	Arellanes	Pena
Maine	Estes	Donald	Ellis	Bandy	Barnouski	Messex	Gallo	R. Anderson	Arellanes	K. Anderson
Kansas	Thogmartin	Donald	Ellis	Bandy	Barnouski	Messex	Gallo	R. Anderson	Arellanes	Rheinecker
Missouri State	Estes	Donald	Ellis	Bandy	Barnouski	Messex	Gallo	R. Anderson	Arellanes	Pena
Northern Illinois	Rook	Donald	Ellis	Bandy	Barnouski	Messex	Gallo	R. Anderson	Arellanes	Rheinecker
Omaha	Estes	Pena	Ellis	K. Anderson	Barnouski	Messex	Gallo	R. Anderson	Arellanes	Griffin
Detroit Mercy	Estes	Donald	Ellis	Bandy	Barnouski	Messex	Gallo	R. Anderson	Arellanes	K. Anderson
Omaha	Thogmartin	Pena	Ellis	Harris	Barnouski	Messex	Gallo	R. Anderson	Arellanes	Rheinecker
Tennessee State	Thogmartin	Donald	Ellis	Bandy	Barnouski	Messex	Gallo	R. Anderson	Arellanes	Pena
Tennessee State	Estes	Donald	Ellis	Bandy	Barnouski	Messex	Gallo	R. Anderson	Arellanes	K. Anderson
Belmont	Thogmartin	Donald	Ellis	Bandy	Barnouski	Messex	Gallo	R. Anderson	Arellanes	Rheinecker
Belmont	Estes	Donald	Ellis	Bandy	Barnouski	Messex	Gallo	R. Anderson	Arellanes	Rheinecker
Morehead State										
Morehead State										
Eastern Kentucky										
Eastern Kentucky										
SIU Edwardsville										
SIU Edwardsville										
UT Martin										
UT Martin										
Austin Peay										
Austin Peay										
Murray State										
Murray State										
Southern Illinois										
Saint Louis										
Saint Louis										
Eastern Illinois										
Eastern Illinois										
Missouri										
Missouri										
Tennessee Tech										
Tennessee Tech										
Jacksonville State										
Jacksonville State										

YOUR REDHAWKS

2019 STATISTICS

HITTING GAME HIGHS

At bats:	34	at Central Arkansas (03-01-19)
Runs scored:	16	at UNI (02-09-19)
Hits:	14	(4 games)
RBIs:	13	(2 games)
Doubles:	3	(8 games)
Triples:	2	(2 games)
Home runs:	6	vs Northern Illinois (03-16-19 at St. Louis, Mo.)
Total bases:	33	vs Northern Illinois (03-16-19 at St. Louis, Mo.)
Walks:	10	vs UMKC (03-08-19 at Lawrence, Kan.)
Strikeouts:	13	(2 games)
Sac hits:	2	(2 games)
Sac flies:	2	vs Detroit Mercy (03-17-19 at St. Louis, Mo.)
Stolen bases:	8	at Tennessee State (03-23-19)
Hit by pitch:	4	at Kansas (03-10-19)
Caught stealing:	2	vs Omaha (03-16-19 at St. Louis, Mo.)
Runners LOB:	12	vs Drake (02-22-19 at Fayetteville, Ark.)
Hit into DP:	2	(2 games)

FIELDING GAME HIGHS

Putouts:	21	(20 games)
Assists:	10	vs UMKC (03-08-19 at Lawrence, Kan.)
Errors:	3	(3 games)
Passed balls:	1	(3 games)
DPs turned:	3	at Tennessee State (03-23-19)

PITCHING GAME HIGHS

Innings pitched:	7.0	(20 games)
Runs allowed:	11	at Louisiana Tech (02-16-19)
Earned runs:	9	at Louisiana Tech (02-16-19)
Walks allowed:	8	vs Drake (02-23-19 at Fayetteville, Ark.)
Strikeouts:	13	vs UMKC (03-09-19 at Lawrence, Kan.)
Hits allowed:	13	(2 games)
Doubles allowed:	4	(2 games)
Triples allowed:	1	vs Drake (02-10-19 at Cedar Falls, Iowa)
Homers allowed:	2	(4 games)
Wild pitches:	2	(2 games)
Hit batters:	2	(2 games)

INDIVIDUAL HITTING GAME HIGHS

At bats:	5	ANDERSON, Rachel at UNI (02-09-19)
Runs scored:	4	MESSEX, Sarah vs Northern Illinois (03-16-19)
Hits:	3	(13 games)
RBIs:	4	(5 games)
Doubles:	2	PENA, Chelsy vs Coppin State (03-02-19)
Triples:	1	(16 games)
Home runs:	2	(2 games)
Total bases:	9	(2 games)
Walks:	3	ARELLANES, Mykaela at UNI (02-09-19)
Strikeouts:	3	(3 games)
Sac hits:	1	(9 games)
Sac flies:	1	(6 games)
Stolen bases:	3	(2 games)
Hit by pitch:	2	(3 games)
Caught stealing:	1	(13 games)
Runners LOB:	5	ARELLANES, Mykaela at Kansas (03-08-19)

INDIVIDUAL FIELDING GAME HIGHS

Putouts:	13	DONALD, Rachael vs UMKC (03-09-19)
Assists:	5	MESSEX, Sarah vs UMKC (03-08-19)
Errors:	3	BARNOUSKI, Addison at UNI (02-08-19)
Passed balls:	1	(3 games)

INDIVIDUAL PITCHING GAME HIGHS

Innings pitched:	7.0	(2 games)
Runs allowed:	7	ANDERSON, Kaylee at Louisiana Tech (02-16-19)
Earned runs:	6	THOGMARTIN, Haley vs Drake (02-10-19)
Walks allowed:	4	(3 games)
Strikeouts:	9	ROOK, Rachel vs Louisiana-Monroe (03-01-19)
Hits allowed:	8	(3 games)
Doubles allowed:	2	(8 games)
Triples allowed:	1	THOGMARTIN, Haley vs Drake (02-10-19)
Homers allowed:	2	(4 games)
Wild pitches:	2	(2 games)
Hit batters:	2	(2 games)

SOUTHEAST MISSOURI'S RECORD

Overall:	25-8
At Home:	1-0
On the Road:	9-3
At Neutral Sites:	15-5
Against Non-OVC Opponents:	22-7
Against OVC Opponents:	3-1
In Home OVC Games:	0-0
In Away OVC Games:	3-1
vs. Ranked Teams:	1-1
In February:	9-6
In March:	16-2
In April:	0-0
In May:	0-0
On Mondays:	0-0
On Tuesdays:	0-0
On Wednesdays:	0-0
On Thursdays:	1-1
On Fridays:	8-2
On Saturdays:	10-3
On Sundays:	6-2
In Day Games:	21-8
In Night Games:	4-0
In Extra Inning Games:	0-0
When Redhawks Score First:	18-1
When Opponents Score First:	7-7
vs. Left-Handed Starter:	3-3
vs. Right-Handed Starter:	22-5
In 1-Run Games:	2-0
In 2-Run Games:	4-1
In 5+ Run Games:	14-5
Shutouts:	7-2
When Leading After Six Innings:	16-0
When Trailing After Six Innings:	1-6
When Tied After Six Innings:	1-0
When Redhawks Starter Goes 6 or more Innings:	2-0
When Redhawks Get 10 or more Hits:	13-0
When Redhawks Outthit Opponents:	22-0
When Redhawks Get Outthit:	3-7
When Hits are Tied:	0-1
When Scoring 0-2 Runs:	2-5
When Scoring 3-5 Runs:	5-3
When Scoring 6-9 Runs:	12-0
When Scoring 10+ Runs:	6-0
When Opponents Score 0-2 Runs:	18-0
When Opponents Score 3-5 Runs:	6-0
When Opponents Score 6-9 Runs:	1-7
When Opponents Score 10+ Runs:	0-1
Without Hitting a Home Run:	9-6
When Hitting 1 Home Run:	8-1
When Hitting 2+ Home Runs:	8-1
Committing 0 Errors:	13-1
Committing 1 Error:	9-1
Committing 2+ Errors:	3-6