

# YOUR REDHAWKS

2019 SOUTHEAST MISSOURI SOFTBALL

GAMES  
30-33



## This Weekend's Schedule

March 23.....at Tennessee State, 1 p.m.  
at Tennessee State, 3 p.m.  
March 24.....at Belmont, 1 p.m.  
at Belmont, 3 p.m.

## TENNESSEE STATE (5-10) / BELMONT (17-8)

### Southeast Missouri (22-7) at Tennessee State (5-10)

**Date**.....Saturday, March 23, 2019  
**First Pitch**.....1 p.m., CT (DH)  
**Location**.....Nashville, Tenn.  
**Facility**.....Tiger Field  
**Series History**.....SEMO leads, 60-10  
**Live Stats**.....TSUTigers.com

### Southeast Missouri (22-7) at Belmont (17-8)

**Date**.....Sunday, March 24, 2019  
**First Pitch**.....1 p.m., CT (DH)  
**Location**.....Nashville, Tenn.  
**Facility**.....E.S. Rose Park  
**Series History**.....SEMO leads, 14-12  
**Video/Live Stats**.....ESPN+/BelmontBruins.com

### Strategic Communications

Jeff Honza  
Assistant Director of Athletics  
**Phone:** (573) 651-2933  
**Email:** redhawk1@me.com

GOSOUTHEAST.COM

#LETSSOAR

## 2019 SCHEDULE/RESULTS

### February (9-6)

8	vs. South Dakota State !	W, 7-3
8	at Northern Iowa !	W, 5-1
9	at Northern Iowa !	W, 16-0 (5)
9	vs. Toledo !	W, 7-5
10	vs. Drake !	L, 1-6
15	vs. Wichita State @	L, 0-8 (5)
15	vs. Abilene Christian @	W, 10-2 (5)
16	at Louisiana Tech @	L, 3-11 (5)
16	vs. Fairleigh Dickinson @	W, 8-0 (6)
17	vs. Mississippi Valley State @	W, 7-0
21	at #12 Arkansas # SEC NETWORK+	L, 1-7
22	vs. Drake #	L, 2-6
22	at #12 Arkansas #	W, 6-1
23	vs. Drake #	L, 5-7
23	vs. IUPUI #	W, 5-3

### March (13-1, 0-0 OVC)

1	vs. UL-Monroe \$	W, 8-0 (6)
1	at Central Arkansas \$	W, 11-7
2	vs. Coppin State \$	W, 11-5
2	vs. Missouri State \$	L, 4-7
5	<b>Loyola-Chicago (DH)</b>	<b>Cancelled</b>
8	vs. UMKC %	W, 8-2
8	at Kansas % ESPN+	W, 2-0
9	vs. UMKC %	W, 8-2
10	vs. Maine %	W, 6-2
10	at Kansas %	W, 2-1
14	<b>Missouri State</b>	<b>W, 5-2</b>
16	vs. Northern Illinois &	W, 14-4 (5)
16	vs. Omaha &	W, 9-4
17	vs. Detroit-Mercy &	W, 9-0 (6)
17	vs. Omaha &	W, 3-1
23	at Tennessee State* (DH)	1 p.m.
24	at Belmont* (DH) ESPN+	1 p.m.
29	<b>Morehead State* (DH) ESPN+</b>	<b>1 p.m.</b>
31	<b>Eastern Kentucky* (DH) ESPN+</b>	<b>1 p.m.</b>

### April (0-0, 0-0 OVC)

6	at SIU Edwardsville* (DH)	1 p.m.
9	at UT Martin* (DH)	4 p.m.
12	<b>Austin Peay* (DH) ESPN+</b>	<b>2 p.m.</b>
14	<b>Murray State* (DH) ESPN+</b>	<b>1 p.m.</b>
16	<b>Southern Illinois</b>	<b>5 p.m.</b>
17	<b>Saint Louis (DH)</b>	<b>4 p.m.</b>
19	<b>Eastern Illinois* (DH)</b>	<b>2 p.m.</b>
23	at Missouri (DH)	4 p.m.
26	at Tennessee Tech* (DH)	4 p.m.
28	at Jacksonville State* (DH)	1 p.m.

### May (0-0)

8-11 OVC Tournament Oxford, Ala.

! - UNI Dome Classic (Cedar Falls, Iowa); @ - Louisiana Tech Invitational (Ruston, La.); # - Razorback Invitational (Fayetteville, Ark.); UCA Classic (Conway, Ark.); % - Jayhawk Classic (Lawrence, Kan.); & - Billiken Spring Tournament (St. Louis, Mo.)  
• - Denotes Ohio Valley Conference Game  
Home Games in **Bold** All Times Central and Subject to Change

## Redhawks Open Conference Play

Southeast Missouri (22-7) opens Ohio Valley Conference play in the Music City this weekend. The Redhawks travel to Tennessee State (5-10) Saturday and Belmont (17-8) Sunday. A 1 p.m., CT, doubleheader is scheduled for both days.

## Follow the Redhawks

Live stats for Saturday are available at TSUTigers.com. Video for Sunday can be accessed on ESPN+. Live stats for Sunday will be available at BelmontBruins.com. Twitter updates provided @SEMOsoftball.

## Midweek vs. Southern Illinois

### Rained Out

Southeast Missouri's midweek game against longstanding rival Southern Illinois was rained out. The Redhawks and Salukis were initially scheduled to play Wednesday in Cape Girardeau. That game has been rescheduled for Apr. 16.

## On Fire

The Redhawks Ohio Valley Conference play on a season-long 10-game winning streak and winners in 15 of their last 17 contests. At 22-7 overall, Southeast Missouri is off to its best start since 1998 (23-5-1). The Redhawks are on a 10-game winning streak for the first time in 10 years. That winning streak is presently the longest in the Ohio Valley Conference. Additionally, SEMO became the league's first 20-game winner of the season. The next closest OVC teams to the Redhawks in wins are UT Martin (17-10) and Belmont (17-8).

## OVC Openers

Southeast Missouri is 17-10 all-time in Ohio Valley Conference openers. SEMO opened league play with a win in six of the last eight seasons.

## 22 or More Wins

Southeast Missouri is one of 17 teams in the nation with 22 or more wins this season. The Redhawks rank 28th in the country with a .759 winning percentage at 22-7 overall. Here are the 17 teams with 22 or more victories in NCAA Division I softball this year:

Alabama.....	31-0 (1.000)
UCLA .....	25-1 (.962)
Texas Tech.....	27-2 (.931)
Oklahoma.....	25-2 (.926)
Florida State.....	27-3 (.900)
Louisiana.....	23-3 (.885)
Auburn.....	26-4 (.867)
Tennessee .....	22-4 (.846)
UC Davis.....	22-5 (.815)
Texas .....	26-6 (.813)
Indiana .....	25-6 (.806)
Georgia.....	25-6 (.806)
LSU .....	24-6 (.800)
Florida.....	24-6 (.800)
Coastal Carolina.....	22-6 (.786)
Washington.....	22-6 (.786)
<b>Southeast Missouri .....</b>	<b>22-7 (.759)</b>

## THIS IS SEMO

**Southeast Missouri** or **SEMO** is the preferred reference for Southeast Missouri State University athletic teams. Southeastern Missouri State is not an acceptable reference.



# YOUR REDHAWKS

2019 SOFTBALL NOTES / TENNESSEE STATE / BELMONT

## Series History

Southeast Missouri owns a 60-10 record in its all-time series against Tennessee State and is 14-12 against Belmont. SEMO has beaten the Tigers in nine-straight games and went 17-2 in its last 19 matchups with TSU. Meanwhile, the Redhawks defeated Belmont in six of the previous eight meetings between the teams. SEMO swept both TSU and Belmont in doubleheaders a year ago.

## Anderson Named OVC Player of the Week

Junior center fielder Rachel Anderson was a unanimous selection for Ohio Valley Conference Player of the Week on Mar. 18. Anderson earned the second OVC Player of the Week award of her career and SEMO's first since teammate Addison Barnouski took the honor on Mar. 26, 2018. Anderson hit .600 with multiple hits in four of five games to lead SEMO to a 5-0 record last week. She went 9-for-15 with eight runs scored, three triples, two home runs and nine RBI. Anderson broke the school's all-time career triples record when she began the week by going 2-for-4 in the Redhawks home-opening victory over Missouri State (Mar. 14). A native of Edwardsville, Illinois, Anderson tripled in three of five games and homered in back-to-back contests (vs. Northern Illinois, vs. Omaha) as SEMO won the Saint Louis Billiken Spring Tournament. She also boasted a 1.400 slugging percentage and .684 on-base percentage for the week. Defensively, Anderson did not commit an error and made an outstanding diving catch in center field to end the Redhawks win over Missouri State. She raised her batting average by 25 points, from .453 to .478, during that five-game stretch.

## Home Run Streak

Southeast Missouri has hit a home run in five-straight games. The Redhawks hit a total of 10 home runs last week, including a season-high six in a dominating 14-4 win over Northern Illinois (Mar. 16). It was the first time SEMO finished with six home runs in a game since Apr. 25, 2015 (vs. Eastern Illinois). The Redhawks rank second in the Ohio Valley Conference with 32 home runs this year.

SEMO, Austin Peay (38) and Jacksonville State (31) each have over 30 home runs.

## Anderson Breaks Career Triples Record

With her one-out RBI-triple in the first inning against Missouri State (Mar. 14), Rachel Anderson broke Southeast Missouri's all-time career triples record. Anderson currently has 21 triples in her career, including an Ohio Valley Conference and team-high seven this season. That is a +5 margin over any OVC player in that category. Anderson surpassed Kathy Rediger (18, 1981-84), who held the previous record for 35 years.

## Thogmartin Clears 200 Career Strikeouts

Senior pitcher Haley Thogmartin went over 200 strikeouts in her career against Detroit Mercy (Mar. 17). Thogmartin struck out Jen Lorenz in the bottom of the sixth inning for her 200th career strikeout. She averaged one strikeout per inning as she fanned 10 and did not allow a walk in 10 innings through four appearances and one start last week. Thogmartin improved her record to 9-3 this season and has won in each of her last three starts.

## Redhawks Win Second Tournament

The Redhawks went 4-0 to win the Saint Louis Billiken Spring Tournament (Mar. 16-17), their second tournament title of the season. Southeast Missouri also won the Jayhawk Classic (Mar. 8-10) with a perfect 5-0 mark. In the last 10 games, which include these two tournaments, SEMO hit .326 with 66 runs scored, 87 hits, 12 doubles, four triples, 13 home runs and 54 RBI. The Redhawks also walked 35 times, were hit by pitch on 13 occasions and stole 14 bases. SEMO boasted a .547 slugging percentage and .425 on-base percentage in that span as well.

## Approaching 10

Haley Thogmartin (9-3) is approaching 10 wins inside the circle this season. With another win, Thogmartin will get 10 victories in a season for the second year in a row. She finished with a 12-7 record in 2018. Behind Thogmartin in wins are Alexis Estes (6-1) and Rachel Rook (6-2).

## 2019 OVC STANDINGS

School	Conference				Overall			
	W	L	I	Pct.	W	L	I	Pct.
<b>Southeast Missouri</b>	<b>0</b>	<b>0</b>	<b>0</b>	<b>.000</b>	<b>22</b>	<b>7</b>	<b>0</b>	<b>.759</b>
Jacksonville State	0	0	0	.000	16	6	0	.727
Belmont	0	0	0	.000	17	8	0	.680
UT Martin	0	0	0	.000	17	10	0	.630
Eastern Kentucky	0	0	0	.000	13	10	0	.565
Austin Peay	0	0	0	.000	15	13	0	.536
Tennessee Tech	0	0	0	.000	10	11	0	.476
SIUE	0	0	0	.000	8	11	0	.421
Murray State	0	0	0	.000	10	15	0	.400
Tennessee State	0	0	0	.000	5	10	0	.333
Eastern Illinois	0	0	0	.000	9	19	0	.321
Morehead State	0	0	0	.000	2	17	0	.105

## THIS WEEK'S SCHEDULE

### Tuesday, March 19

Wright State 7, Morehead State 2  
Wright State 8, Morehead State 5  
Samford 12, Tennessee Tech 5  
Samford 11, Tennessee Tech 3  
Maine 6, Tennessee State 1  
Maine 9, Tennessee State 3

### Wednesday, March 20

Western Kentucky 6, Eastern Kentucky 5  
Belmont 4, Maine 1  
Belmont 13, Maine 5 (5 innings)

### Friday, March 22

Jacksonville State at Morehead State\* (2), 11 a.m.  
Austin Peay at SIUE\* (2), 2 p.m.  
Tennessee Tech at Eastern Kentucky\* (2), 3 p.m.  
Murray State at Eastern Illinois\* (2), 4 p.m.

### Saturday, March 23

UT Martin at Belmont (2), 1 p.m.  
**Southeast Missouri at Tennessee State\* (2), 1 p.m.**

### Sunday, March 24

Tennessee Tech at Morehead State\* (2), 11 a.m.  
Austin Peay at Eastern Illinois\* (2), 12 p.m.  
Jacksonville State at Eastern Kentucky\* (2), 12 p.m.  
**Southeast Missouri at Belmont\* (2), 1 p.m.**  
Murray State at SIUE\* (2), 1 p.m.  
UT Martin at Tennessee State\*, 1 p.m.

# YOUR REDHAWKS

2019 SOFTBALL NOTES / TENNESSEE STATE / BELMONT

## **Barnouski Crushes It**

Third baseman Addison Barnouski hit a home run in three of her last five starts. Barnouski delivered 11 hits, scored nine times, hit two doubles, notched three home runs and finished with nine RBI in the Redhawks last 10 games. She is third on the team with five home runs this year.

## **20 Wins**

The 2019 club is Southeast Missouri's quickest team to reach 20 wins under head coach Mark Redburn. The earliest the Redhawks picked up 20 wins under Redburn was on Apr. 6, 2018 (11-2, at Austin Peay). SEMO had never won 20 non-conference games in a season with Redburn as its coach until this year. The last time the Redhawks finished with 20 or more non-conference victories was in 1998 (22-11-1).

## **Tough Trio**

Pitchers Haley Thogmartin, Alexis Estes and Rachel Rook are all over 100 strikeouts in their respective Southeast Missouri careers. Thogmartin recorded 205, Estes has 105 and Rook has 102. That trio has also combined for 57 wins in the circle to date.

## **Number 100**

Rachel Anderson is closing in on 100 runs scored and 100 RBI in her Southeast Missouri career. Anderson needs one more run and 10 more RBI to hit that mark. Anderson is hitting .412 with 99 runs, 162 hits, 26 doubles, 21 triples, 14 home runs, 90 RBI, 60 walks and 38 stolen bases in her career.

## **Jayhawk Classic Champions**

Southeast Missouri won the Jayhawk Classic with a perfect 5-0 record in Lawrence, Kansas on Mar. 8-10. The Redhawks beat Big 12 Conference member and tournament host Kansas twice on their home field. SEMO's 2-0 win over the Jayhawks on Mar. 8 marked the third time Kansas was shutout this year. The Redhawks outscored their opponents, 26-7, and had 10 stolen bases in five games at the Jayhawk Classic.

## **What a Weekend**

First baseman Ashley Ellis had a huge weekend hitting .563 with four runs scored, a double, two home runs and five RBI at the Jayhawk Classic (Mar. 8-10. A native of Arnold, Missouri, Ellis had multiple hits in four of five starts in the tournament. She began the tournament with home runs in consecutive at-bats and finished at 3-for-4 vs. UMKC (Mar. 8). Ellis scored a run and had two hits in SEMO's 2-0 shutout victory over Kansas (Mar. 8). She then collected four more hits in two victories, including another win over the Jayhawks. Ellis also boasted a 1.000 slugging percentage and .650 on-base percentage for the weekend.

## **Big Wins for Rook**

Three of Rachel Rook's six wins this season have been against Power Five schools -- 2 vs. Kansas; 1 vs. then-#12 Arkansas. Rook also pitched the first complete game shutout of her career in a 2-0 victory over Kansas on Mar. 8. She is 6-2 with two saves and 48 strikeouts in 44 innings through her first 17 appearances and seven starts.

## **Arellanes Comes Up Big Against Former Team**

Mykaela Arellanes went 3-for-4 with three runs scored, a home run and one stolen base in Southeast Missouri's 14-4 win over Mid-American Conference member Northern Illinois (Mar. 16). Arellanes spent her freshman year at Northern Illinois, where she played in 20 games and made two starts during the 2016 campaign before transferring to SEMO. She also had a hit and scored three runs for the Huskies that year. It was the first time Arellanes faced her former team since joining the Redhawks.

## **Power Five Wins**

Mark Redburn recently collected two wins over Big 12 Conference member Kansas when the Redhawks won the Jayhawk Classic last weekend. Redburn now has six wins over Power Five schools as the Redhawks head coach. Redburn recorded half of those victories this season alone as Southeast Missouri also knocked off then-#12 Arkansas

(Feb. 22). He also beat Arkansas again, Missouri once and Georgia Tech once for his other Power Five wins.

## **Getting Ahead Early**

Southeast Missouri has scored in the first inning in 10 games this season and is 9-1 in those contests. The Redhawks have scored first 16 times this year and are 15-1 in such games. SEMO has scored 65 of its 183 runs in the first two innings, including 31 in the first and 34 in the second.

## **Halfway There**

First baseman Ashley Ellis is tied for third in the Ohio Valley Conference with eight home runs this season. Ellis also ranks 32nd in the nation in that category. One more home run and Ellis will tie her total she had in her first two years at Southeast Missouri combined (9). She now stands tied for sixth all-time at SEMO with 17 career home runs. She shares that spot with Savannah Carpenter (2013-16). Ellis is already halfway to the Redhawks all-time single-season record of 16 home runs presently held by Kayla Fortner (2015).

## **Bombs Away**

Ashley Ellis (17), Addison Barnouski (15), Sarah Messex (15) and Rachel Anderson (14) are Southeast Missouri's active players with 10 or more career home runs. That group has accounted for 23 of Southeast Missouri's 32 round-trippers this season. Mykaela Arellanes (9) is next in line to get 10 career home runs.

## **Over .300**

The Redhawks are the only Ohio Valley Conference team with a batting average above .300 this season. Southeast Missouri is hitting .315 and ranks 26th among the nation's NCAA Division I softball teams in batting average.

## **National Front**

Southeast Missouri ranks among the top 50 NCAA Division I teams in triples per game (5th, .52), slugging percentage (22nd, .524), scoring (24th, 6.3 rpg), home runs per game (32nd, 1.1), win-loss percentage (28th, .759) and batting average (26th, .315). Individually, Rachel Anderson is second in the nation in

# YOUR REDHAWKS

2019 SOFTBALL NOTES / TENNESSEE STATE / BELMONT

triples (7), third in total bases (80), fourth in hits (43), third in triples per game (.24), 19th in slugging percentage (.889), 22nd in RBI (31) and 16th in batting average (.478); and Ashley Ellis is 14th in RBI (32).

## Rook Hits Career-High

Rachel Rook posted a career-high nine strikeouts in a victory over UL Monroe (Mar. 1). Rook, who improved to 2-1 this season, struck out five of the first seven hitters she faced and struck out the side in the second inning. She also retired nine-straight Warhawks between the second and fourth innings. Rook's nine strikeouts are the most in a game by any Southeast Missouri pitcher this year.

## Tops in the OVC

The Redhawks lead the Ohio Valley Conference in batting average (.315), slugging percentage (.524), on-base percentage (.396), runs scored (183), hits (246), RBI (157), doubles (38), triples (15), wins (22), total bases (410), walks (88), hit by pitch (20), batters struck out (162), batters struck out looking (45) and saves (5). Rachel Anderson leads the league in batting average (.478), slugging percentage (.889), on-base percentage (.557), hits (43), triples (7) and total bases (80); Mykaela Arellanes is first in runs scored (31) and walks (16); Ashley Ellis ranks first in RBI (32); Claudia Gallo is first in hit by pitch (8); and Haley Thogmartin leads the league in 20 appearances.

## Redburn Picks Up 100th Win at SEMO

Fifth-year head coach Mark Redburn picked up his 100th win at Southeast Missouri when the Redhawks ended the Razorback Invitational with a 5-3 win over IUPUI (Feb. 23). Redburn is now 113-114 at the SEMO helm. He led the Redhawks to 33 wins in 2018, their most in a season in 20 years. Additionally, Redburn has accumulated 279 wins in 15 years as a head coach.

## Strong March

Southeast Missouri is off to a blazing 13-1 record in March. SEMO has a total of nine games remaining in March, including this week. The Redhawks were 12-7 during that month a year ago.

## February is Over

The Redhawks concluded February with a 9-6 record. Southeast Missouri posted a winning record in its first month of play for the second year in a row. The Redhawks nine wins are their most in February during any season in program history.

## Extra Base Hits

Southeast Missouri has had multiple extra base hits in 23 of 29 games this season. The Redhawks presently have a total of 85 extra base hits, including 38 doubles, 15 triples and 32 home runs. SEMO's 85 extra base hits are most in the Ohio Valley Conference. Rachel Anderson (18) and Ashley Ellis (14) have combined for 32 extra base hits through 29 games this season.

## Stealing the Show

Rachel Anderson leads the Redhawks with 11-of-14 stolen bases this season. Anderson is 47-of-59 on the basepaths in her career and is tied for sixth on Southeast Missouri's all-time career stolen base list.

## On the Run

Southeast Missouri ranks second in the Ohio Valley Conference with 42 stolen bases through 29 games this year. That mark is over halfway to its single-season school record total of 70 a year ago. The Redhawks have averaged over 50 stolen bases per season under head coach Mark Redburn for a total of 275 over four-plus years. Redburn's 2018 (1st, 70), 2017 (3rd, 65) and 2016 (5th, 58) clubs are among SEMO's top five single-season stolen base leaders in program history.

## Scoring Jump

Southeast Missouri scored an Ohio Valley Conference high 183 runs (6.3 per game) through its first 29 contests this season. The Redhawks have scored 10 or more in five

games. SEMO scored 258 runs in 53 games a year ago.

## Redhawks Take Down #12 Arkansas

Southeast Missouri beat a ranked opponent for the first time in its NCAA Division I era (since 1992) when it knocked off #12 Arkansas on Feb. 22 in Fayetteville. SEMO was 0-17 all-time against ranked opponents and head coach Mark Redburn never had a win over a ranked opponent until that victory. The Redhawks registered 10 hits and knocked out Second-Team All-SEC pitcher Mary Haff after 4.1 innings. Down, 1-0, after four innings, Sarah Messex hit her first home run of the season to give SEMO a 2-1 edge in the top of the fifth. The Redhawks scored four more runs courtesy of a two-RBI double by Mykaela Arellanes and two-run home run by Rachel Anderson to bury the Razorbacks for good in the top of the seventh. Arkansas, one of five NCAA Tournament teams from last season on the Redhawks 2019 schedule, made it to the Super Regionals before being eliminated by #4 Oklahoma during the 2018 campaign.

## Home Run Train

Eight different Redhawks have homered through 29 games this season. Ashley Ellis leads the team with eight round-trippers and Rachel Anderson follows with six. Addison Barnouski has five, Mykaela Arellanes and Sarah Messex each have four, Anna Griffin and Claudia Gallo have two apiece, and Parker Bandy has one.

## 100th Career Hit

Shortstop Sarah Messex collected the 100th hit of her career with a game-tying double in the bottom of the second inning against IUPUI (Feb. 23). Messex is the third player on this year's team with 100 or more career hits, joining Rachel Anderson (162) and Mykaela Arellanes (131).

## Starting Streaks

Two Redhawks have never missed a start in their careers. Senior shortstop Sarah Messex has started 181 consecutive games and junior center fielder Rachel Anderson has made 132 straight starts.

# YOUR REDHAWKS

2019 SOFTBALL NOTES / TENNESSEE STATE / BELMONT

## More with 100 Starts

In addition to Sarah Messex and Rachel Anderson, junior first baseman Ashley Ellis, senior second baseman Parker Bandy, senior right fielder Mykaela Arellanes and junior third baseman Addison Barnouski have started over 100 games at Southeast Missouri. Ellis logged a total of 129 starts, Bandy started 124 contests, Arellanes has started 121 and Barnouski started 102 games.

## 10 or More Hits

The Redhawks registered 10 or more hits in 11 games this season with a season-high 14 vs. Abilene Christian (Feb. 15) and at Central Arkansas (Mar. 1). Southeast Missouri outhit its opponent in 19 of 29 games and is 19-0 in those contests. SEMO's total of 246 hits lead the Ohio Valley Conference.

## Triple Threat

Center fielder Rachel Anderson, first baseman Ashley Ellis and right fielder Mykaela Arellanes have provided Southeast Missouri with a nice one-two-three punch in the top half of its lineup. Anderson leads the team with a .478 batting average, while Ellis is hitting .427 and Arellanes is hitting .391. The trio has combined for 112 hits, 75 runs, 11 doubles, nine triples, 18 home runs and 78 RBI this season.

## Getting On Base

Mykaela Arellanes and Sarah Messex are first and second in the Ohio Valley Conference in walks with 16 and 15, respectively, this season. Claudia Gallo also leads the league in hit by pitch after being plunked eight times. As a team, Southeast Missouri hitters have walked 88 times and have been hit by pitch on 20 occasions. Both of those marks are league-highs.

## Signature Win

In her first start of the season, sophomore Rachel Rook beat #12 Arkansas at the Razorback Invitational on Feb. 22. A native of Republic, Missouri, Rook tossed four scoreless innings and allowed only one run in five frames against the Razorbacks. She also struck out one in Southeast Missouri's first win over a

ranked opponent during its NCAA Division I era (since 1992).

## Thogmartin Earns OVC Pitcher of the Week

Senior Haley Thogmartin was named Ohio Valley Conference Co-Pitcher of the Week on Feb. 18. Thogmartin put together a 2-0 record with a 1.38 ERA in three appearances and two starts at the Louisiana Tech Invitational (Feb. 15-17). She combined on two shutouts and recorded 20 strikeouts to just three walks in 13 innings. Thogmartin struck out seven and allowed only one hit in three innings vs. Fairleigh Dickinson (Feb. 16) and beat Mississippi Valley State (Feb. 17) after striking out six, walking one and scattering three hits in five innings. She is SEMO's first OVC Pitcher of the Week honoree in nine years. Whitney Dupuis was the last to win the award on Feb. 15, 2010.

## All-Tournament Accolades

Center fielder Rachel Anderson, first baseman Ashley Ellis and pitcher Haley Thogmartin were among 15 players named to the Louisiana Tech Invitational All-Tournament Team. Anderson hit .467 with three runs scored, seven hits, two doubles, a triple, one home run and five RBI for the tournament. Ellis followed with a .417 batting average, scored two runs, collected five hits, had a double, hit two home runs and finished with eight RBI. Thogmartin was 2-0 with a 1.38 ERA and 20 strikeouts in 13 innings of work.

## Experienced Infield

First baseman Ashley Ellis (129), second baseman Parker Bandy (124), shortstop Sarah Messex (181) and third baseman Addison Barnouski (102) have combined for 536 career starts on Southeast Missouri's infield. Ellis (.427) and Barnouski (.385) rank second and fourth on the team in batting average, respectively.

## Six Shutouts

Southeast Missouri has six shutouts so far this season. The Redhawks blanked Northern Iowa, 16-0, on Feb. 9, Fairleigh Dickinson, 8-0, on Feb. 16, Mississippi Valley State, 7-0, on Feb. 17, UL Monroe, 8-0, on Mar. 1, Kansas, 2-0, on Mar. 8 and Detroit Mercy, 9-0, on Mar. 17. SEMO matched its six shutout victories from a year ago.

## Tournament Play

Southeast Missouri went 21-7 in tournament play this season. The Redhawks played in six tournaments and claimed two tournament titles.

## Every Start

A total of five players have started all 29 games for the Redhawks this season. Rachel Anderson (CF), Ashley Ellis (1B), Addison Barnouski (3B), Mykaela Arellanes (RF) and Sarah Messex (SS) form that group.

## Roster Breakdown

Southeast Missouri's 2019 roster consists of 22 players, including five seniors, eight juniors, four sophomores and five freshmen. Sarah Messex, Mykaela Arellanes, Parker Bandy, Haley Thogmartin and Mackenzie Long are the seniors. The Redhawks also bring back eight position starters and two starting pitchers from a year ago.

## Redhawks Fifth in OVC Preseason Poll

The Redhawks were picked fifth in the 2019 Ohio Valley Conference Preseason Poll as voted on by the league's head coaches and sports information directors. Southeast Missouri accumulated 160 points in the voting. Eastern Kentucky is this year's preseason-favorite after securing 10 first-place votes and 230 points. Jacksonville State (226 pts.), Austin Peay (204 pts.) and SIU Edwardsville (167 pts.) were also picked ahead of SEMO. Eastern Illinois (143 pts.), UT Martin (121 pts.), Belmont (99 pts.), Murray State (85 pts.), Morehead State (63 pts.), Tennessee Tech (61 pts.) and Tennessee State (23 pts.) completed the poll. The Redhawks finished fourth in the OVC with a 15-7 record last season.

# YOUR REDHAWKS

## 2019 ROSTER

### NUMERICAL

No.	Name	Pos.	Ht.	B/T	Cl.	Hometown (High School/College)
1	Payton Pierce	INF	5-6	R/R	Fr.	Metropolis, Ill. (Massac County)
2	Rachel Anderson	OF	5-3	L/R	Jr.	Edwardsville, Ill. (Edwardsville)
3	Sarah Messex	INF	5-4	R/R	Sr.	Sullivan, Mo. (Sullivan)
4	Claudia Gallo	OF	5-6	R/R	Jr.	Arnold, Mo. (Fox)
5	Alexis Estes	P	5-9	R/R	Jr.	Lane, Ill. (Clinton/Lincoln Land CC)
6	Marisa Davis	P	5-4	L/L	Fr.	Kansas City, Mo. (Lee's Summit North)
7	Mykaela Arellanes	OF	5-6	L/L	Sr.	Foristell, Mo. (Holt/Northern Illinois)
8	Parker Bandy	INF	5-7	L/R	Sr.	Springfield, Ill. (Glenwood/Illinois State)
9	Rachel Rook	P	5-11	R/R	So.	Republic, Mo. (Republic)
10	Ashley Emert	C/INF	5-10	R/R	So.	East Peoria, Ill. (East Peoria/Illinois State)
11	Danina Marton	INF	5-10	R/R	So.	Northridge, Calif. (Grover Cleveland)
12	Addison Barnouski	INF	5-9	R/R	Jr.	O'Fallon, Ill. (O'Fallon Township)
14	Kaylee Anderson	INF/P	5-7	R/R	So.	Warrenton, Mo. (Warrenton)
15	Haley Thogmartin	P	5-8	R/R	Sr.	St. Louis, Mo. (Kirkwood)
17	Brooke Rheinecker	OF	5-2	L/R	Jr.	St. Louis, Mo. (Lindbergh)
18	Mackenzie Long	INF	5-2	L/R	Sr.	Lee's Summit, Mo. (Lee's Summit West)
20	Leaha Wininger	INF	5-7	R/R	Fr.	Johnston City, Ill. (Johnston City)
21	Chelsy Pena	C	5-6	R/R	Fr.	Columbia, Ill. (Columbia)
22	Madison Harris	INF	5-6	R/R	Jr.	Imperial, Mo. (Windsor)
24	Rachael Donald	C	5-8	R/R	Jr.	Dupo, Ill. (Dupo)
26	Ashley Ellis	INF	5-8	R/R	Jr.	Arnold, Mo. (Fox)
27	Anna Griffin	INF	6-1	R/R	Fr.	Bentonville, Ark. (Bentonville West)

### ALPHABETICAL

No.	Name	Pos.	Ht.	B/T	Cl.	Hometown (High School/College)
14	Kaylee Anderson	INF/P	5-7	R/R	So.	Warrenton, Mo. (Warrenton)
2	Rachel Anderson	OF	5-3	L/R	Jr.	Edwardsville, Ill. (Edwardsville)
7	Mykaela Arellanes	OF	5-6	L/L	Sr.	Foristell, Mo. (Holt/Northern Illinois)
8	Parker Bandy	INF	5-7	L/R	Sr.	Springfield, Ill. (Glenwood/Illinois State)
12	Addison Barnouski	INF	5-9	R/R	Jr.	O'Fallon, Ill. (O'Fallon Township)
6	Marisa Davis	P	5-4	L/L	Fr.	Kansas City, Mo. (Lee's Summit North)
24	Rachael Donald	C	5-8	R/R	Jr.	Dupo, Ill. (Dupo)
26	Ashley Ellis	INF	5-8	R/R	Jr.	Arnold, Mo. (Fox)
10	Ashley Emert	C/INF	5-10	R/R	So.	East Peoria, Ill. (East Peoria/Illinois State)
5	Alexis Estes	P	5-9	R/R	Jr.	Lane, Ill. (Clinton/Lincoln Land CC)
4	Claudia Gallo	OF	5-6	R/R	Jr.	Arnold, Mo. (Fox)
27	Anna Griffin	INF	6-1	R/R	Fr.	Bentonville, Ark. (Bentonville West)
22	Madison Harris	INF	5-6	R/R	Jr.	Imperial, Mo. (Windsor)
18	Mackenzie Long	INF	5-2	L/R	Sr.	Lee's Summit, Mo. (Lee's Summit West)
11	Danina Marton	INF	5-10	R/R	So.	Northridge, Calif. (Grover Cleveland)
3	Sarah Messex	INF	5-4	R/R	Sr.	Sullivan, Mo. (Sullivan)
21	Chelsy Pena	C	5-6	R/R	Fr.	Columbia, Ill. (Columbia)
1	Payton Pierce	INF	5-6	R/R	Fr.	Metropolis, Ill. (Massac County)
17	Brooke Rheinecker	OF	5-2	L/R	Jr.	St. Louis, Mo. (Lindbergh)
9	Rachel Rook	P	5-11	R/R	So.	Republic, Mo. (Republic)
15	Haley Thogmartin	P	5-8	R/R	Sr.	St. Louis, Mo. (Kirkwood)
20	Leaha Wininger	INF	5-7	R/R	Fr.	Johnston City, Ill. (Johnston City)

**Head Coach:** Mark Redburn (Fifth Year/Missouri-St. Louis, 1993)

**Assistant Coaches:** Kristen Jones (Fourth Year/Augusta State, 2012);

Bill Graham (First Year/Penn State Behrend College, 1994)

### ROSTER BREAKDOWN

Total Squad Members.....	22
Seniors .....	5
Juniors .....	8
Sophomores.....	4
Freshmen.....	5

### PRONUNCIATION GUIDE

Mykaela Arellanes .....	air-EE-ah-ness
Addison Barnouski .....	bar-NOW-ski
Brooke Rheinecker .....	RYE-neck-er

### GEOGRAPHICAL BREAKDOWN

Arkansas.....	1
Anna Griffin	
California.....	1
Danina Marton	
Illinois.....	9
Rachel Anderson, Parker Bandy, Addison Barnouski, Rachael Donald, Ashley Emert, Alexis Estes, Chelsy Pena, Payton Pierce, Leaha Wininger	
Missouri .....	11
Kaylee Anderson, Mykaela Arellanes, Marisa Davis, Ashley Ellis, Claudia Gallo, Madison Harris, Mackenzie Long, Sarah Messex, Brooke Rheinecker, Rachel Rook, Haley Thogmartin	

### HONORS/AWARDS

#### OVC Player of the Week

Rachel Anderson, CF, Mar. 18

#### OVC Pitcher of the Week

Haley Thogmartin, Feb. 18

# YOUR REDHAWKS

HEAD COACH MARK REDBURN



► Head Coach  
► Fifth Year  
► Missouri-St. Louis, 1993



## MARK REDBURN

### THE 2019 SEASON MARKS THE FIFTH YEAR FOR SOUTHEAST MISSOURI HEAD COACH MARK REDBURN.

Mark Redburn has the Southeast Missouri softball program moving in the right direction entering his fifth year at the helm.

Redburn coaches the 43rd team in Southeast softball history in 2019.

Last season, the Redhawks took a giant step forward. SEMO went 33-20 overall and finished fourth in the Ohio Valley Conference with a 15-7 mark. The Redhawks claimed their 16th 30-win season in program history and locked down their first winning campaign in seven years. The 33 wins were SEMO's most since it won 38 games in 1998.

The Redhawks heated up to win 11 of their final 14 regular-season games and advanced to the eight-team OVC Tournament with their highest seed (#4) since 2009 (#2). SEMO made its 17th all-time trip to the league's

postseason tournament and second in four seasons with Redburn at the helm.

SEMO's 2018 club finished with a 74 RPI among the nation's 296 NCAA Division I softball teams, quite a jump from its 173 ranking in 2017. The Redhawks broke four of the school's single-season records and collected eight doubleheader sweeps along the way.

The Redhawks established new SEMO single-season records in walks (166), stolen bases (70), saves (7) and strikeouts looking (85). SEMO was also either second or third among the program's top teams in stolen base attempts (2nd, 87), batters struck out (2nd, 260), fielding percentage (2nd, .970), fewest errors (2nd, 43) and on-base percentage (3rd, .359).

Defensively, SEMO improved tremendously. After ranking eighth in the OVC in fielding percentage a year ago, the Redhawks were the league's second-best fielding team in 2018. SEMO had 43 errors and committed 16 less than it did in 2017. The Redhawks went error free in 25 games equating to 47 percent of their entire season.

The year before that SEMO finished the 2017 campaign among the school's top single-season leaders in slugging percentage (6th, .427), on-base

percentage (5th, .356), triples (4th, 21), home runs (9th, 31), total bases (9th, 567), stolen bases (2nd, 65), stolen base attempts (1st, 88), opponent batting average (7th, .282), strikeouts/7 innings (7th, 4.17), strikeouts (10th, 194), strikeouts looking (3rd, 61) fewest doubles allowed (8th, 49), fielding percentage (8th, .960), fewest errors (7th, 59) and fewest stolen bases against (3rd, 38).

Redburn picked up his 200th career victory when SEMO beat Austin Peay, 7-4, on Apr. 30, 2016. His 2016 club ranked among the school's top-10 teams in doubles (6th, 69), stolen bases (3rd, 58), walks (8th, 138), home runs (6th, 35) and slugging percentage (6th, .412).

In his first season, Redburn led the Redhawks to an overall record of 19-27 and 12-12 in OVC play during the 2015 campaign. His 19 victories came after SEMO won no more than 15 games in each of the previous two seasons. Redburn's first club at Southeast also had 12 OVC wins, a +9 increase from the 2014 campaign. In addition, the Redhawks made the OVC Tournament, snapping a streak of three years where they missed the event.

Not only did Redburn earn his 100th career NCAA Division I win in his inaugural season with the Redhawks, but he coached three All-OVC selections and one NFCA All-Region honoree.

Statistically, SEMO finished among the top-five OVC teams in batting average (3rd), slugging percentage (5th), on-base percentage (5th) and hits (5th). The 2015 Redhawks also broke two single-season records with Kayla Fortner establishing new marks in home runs and

walks. SEMO tied the OVC single-game mark and set a single-game school record with six home runs, as well.

Academically, the Redhawks accumulated a 3.35 grade point average during the 2014-15 academic year as a total of nine players earned NFCA All-America Scholar-Athlete status for achieving a 3.5 or higher GPA.

Redburn coached a total of four first-team All-OVC selections, three second-team All-OVC picks, one OVC Freshman of the Year, three NFCA All-Region honorees and three OVC All-Newcomer selections in his first four years as SEMO's head coach.

The fourth head coach in Redhawk softball history, Redburn won 90 games in five years as head coach at the University of Evansville before accepting the job at Southeast on June 26, 2014.

In 2014, Redburn coached a UE team with five starters that were underclassmen, including four freshmen and one sophomore. The Purple Aces achieved their highest batting average since 2007. Additionally, UE had a freshman lead the team in stolen bases and home runs.

Despite a season that allowed 53 games, the 2013 team had its best season in Redburn's five years at UE. Entering the Missouri Valley Conference Tournament as the No. 7 seed, the Purple Aces beat the No. 6, No. 3 and No. 2 seeds to make their first MVC Championship appearance since 2003. UE finished second with three players garnering All-Tournament team honors.

The 2013 campaign resulted in the most overall wins in a

# YOUR REDHAWKS

HEAD COACH MARK REDBURN

season since 2008 and the best regular-season and conference tournament finish since Redburn's arrival. UE continued its aggressive baserunning with 89 stolen bases, ranking second in the MVC. The pitching staff also rated fourth in the conference.

Redburn's 2012 club saw improvement as well, winning more games than it had the previous season. The Purple Aces stole 79 bases and had two all-conference and one National Fastpitch Coaches Association All-Region selection that year. In 2011, Redburn exposed a young and inexperienced team to some of the top programs in the nation as UE played one of its most difficult schedules. Tennessee, Georgia Tech, Missouri, Ohio State, Texas Tech, South Alabama and Chattanooga were among the stiff competition.

Redburn quickly started to transform the UE program during his first year in 2010. The Purple Aces secured a berth in the MVC Tournament after winning 10 conference games. UE led the MVC with 31 doubles and hit 36 home runs, while producing two all-conference picks.

Academically, Redburn's teams consistently enjoyed success. In fact, each of his last four UE teams accumulated a 3.1 or higher grade point average. He had several student-athletes obtain over a 3.5 GPA and earn academic recognition along the way.

Prior to UE, Redburn spent three years as an assistant coach at the University of Missouri working primarily with the pitchers and catchers, and serving as recruiting coordinator.

He was part of a coaching staff that compiled an overall record of 137-53. The Tigers registered a school record for victories (50), won the Big 12 Conference Tournament, won their Regional and defeated host UCLA in the Super Regional to advance to the College World Series in 2009. Overall, Redburn coached four all-conference pitchers, including USA National Team Pitcher Chelsea Thomas at Missouri.

Redburn began his collegiate coaching career as head coach at St. Charles (Mo.) Community College from 2001-04. He led the 2003 team to its first Region 16 championship and a seventh-place finish at the National Junior College Athletic Association Division I National Tournament. His 2004 squad set a school record with 33 victories.

Following his stay at St. Charles CC, Redburn spent two seasons as head coach of the new softball program at Jefferson College. In the program's first year of competition, 2006, he led Jefferson to a 49-16 record, Region 16 championship and ninth-place finish at the NJCAA Division I National Tournament. Redburn was honored as the Midwest Community College Athletic Conference Coach of the Year following that season. A native of St. Charles, Missouri, Redburn graduated from the University of Missouri-St. Louis in 1993 and received his master's degree in Athletics/Activities Administration from William Woods University.

He and his wife, Tracy, have two sons, Joe and Jack.

## THE MARK REDBURN FILE

### Hometown

St. Charles, Mo.

### Family

Spouse: Tracy  
Sons: Joe, Jack

### Education

- Missouri-St. Louis, Bachelor of Science in Special Education
- William Woods, Master of Education in Athletics/Activities Administration

## REDBURN'S YEAR-BY-YEAR RECORDS

Year	School	Assignment	Record	Conf. Finish	Postseason
2002	St. Charles CC	Head Coach	8-18	-	-
2003	St. Charles CC	Head Coach	9-8	-	-
2004	St. Charles CC	Head Coach	10-10		
2005	Jefferson College	Head Coach	-	Program Preparation Year	-
2006	Jefferson College	Head Coach	49-16	1st Region 16	-
2007	Missouri	Assistant Coach	40-23, 13-4	3rd Big 12	-
2008	Missouri	Assistant Coach	47-17, 11-6	3rd Big 12	-
2009	Missouri	Assistant Coach	50-12, 12-6	2nd Big 12	1st Big 12 Tourn., NCAA Midwest Regional Champions, NCAA Super Regional Champions, 8th in College World Series
2010	Evansville	Head Coach	18-34, 10-16	t7th MVC	-
2011	Evansville	Head Coach	12-42, 6-21	9th MVC	-
2012	Evansville	Head Coach	18-37, 8-19	8th MVC	-
2013	Evansville	Head Coach	23-30, 11-12	7th MVC	2nd MVC Tourn.
2014	Evansville	Head Coach	19-32, 7-19	10th MVC	-
2015	Southeast Missouri	Head Coach	19-27, 12-12	7th OVC	8th OVC Tourn.
2016	Southeast Missouri	Head Coach	16-33, 10-17	10th OVC	-
2017	Southeast Missouri	Head Coach	23-27, 8-14	9th OVC	-
2018	Southeast Missouri	Head Coach	33-20, 15-7	4th OVC	7th OVC Tourn.
2019	Southeast Missouri	Head Coach	22-7, 0-0		

### Overall Record as a Head Coach: 279-341 (15 years)

Record at Southeast Missouri, 113-114, 45-50 Ohio Valley Conference (5 years)

Record at Evansville, 90-175, 42-87 Missouri Valley Conference (5 years)

Record at Jefferson College, 49-16 (2 years)

Record at St. Charles CC: 27-36 (3 years)

Record as a college assistant: 137-52 (3 years)

## REDBURN BY THE NUMBERS


- 30 OVC Commissioner's Honor Roll Selections
- 19+ Academic All-Americans
- 11 NJCAA All-Region 16 Players
- 9 NFCA All-America Scholar-Athletes
- 6 All-MVC Players
- 6 MVC Scholar-Athletes
- 4 All-Americans
- 4 MCCAC All-Conference Players
- 4 OVC Medal of Honor Recipients
- 4 OVC Players of the Week
- 3 First-Team All-OVC Selections
- 3 OVC All-Newcomer Selections
- 3 MVC Players of the Week
- 2 NFCA All-Region Selections
- 1 OVC Freshman of the Year
- 1 Second-Team All-OVC Selection

## COACHING HONORS

- 2009 Midwest Coaching Staff of the Year
- 2006 Region 16 and MCCAC Coach of the Year
- 2003 Region 16 Coach of the Year

# YOUR REDHAWKS

## RADIO/TV ROSTER




1

**PAYTON PIERCE**  
INF / 5-6 / R-R / Fr.  
Metropolis, Ill.



2

**RACHEL ANDERSON**  
OF / 5-3 / L-R / Jr.  
Edwardsville, Ill.



3

**SARAH MESSEX**  
INF / 5-4 / R-R / Sr.  
Sullivan, Mo.



4

**CLAUDIA GALLO**  
OF / 5-6 / R-R / Jr.  
Arnold, Mo.




5

**ALEXIS ESTES**  
P / 5-9 / R-R / Jr.  
Lane, Ill.




6

**MARISA DAVIS**  
P / 5-4 / L-L / Fr.  
Kansas City, Mo.



7

**MYKAELA ARELLANES**  
OF / 5-6 / L-L / Sr.  
Foristell, Mo.



8

**PARKER BANDY**  
INF / 5-7 / L-R / Sr.  
Springfield, Ill.



9

**RACHEL ROOK**  
P / 5-11 / R-R / So.  
Republic, Mo.




10

**ASHLEY EMERT**  
C/INF / 5-10 / R-R / So.  
East Peoria, Ill.



11

**DANINA MARTON**  
INF / 5-10 / R-R / So.  
Northridge, Calif.




12

**ADDISON BARNOUSKI**  
INF / 5-9 / R-R / Jr.  
O'Fallon, Ill.




14

**KAYLEE ANDERSON**  
INF/P / 5-7 / R-R / So.  
Warrenton, Mo.




15

**HALEY THOGMARTIN**  
P / 5-8 / R-R / Sr.  
St. Louis, Mo.



17

**BROOKE RHEINECKER**  
OF / 5-2 / L-R / Jr.  
St. Louis, Mo.



18

**MACKENZIE LONG**  
INF / 5-2 / L-R / Sr.  
Lee's Summit, Mo.



20

**LEAHA WININGER**  
INF / 5-7 / R-R / Fr.  
Johnston City, Ill.



21

**CHELSEY PENA**  
C / 5-6 / R-R / Fr.  
Columbia, Ill.



22

**MADISON HARRIS**  
INF / 5-6 / R-R / Jr.  
Imperial, Mo.



24

**RACHAEL DONALD**  
C / 5-8 / R-R / Jr.  
Dupu, Ill.



26

**ASHLEY ELLIS**  
INF / 5-8 / R-R / Jr.  
Arnold, Mo.



27

**ANNA GRIFFIN**  
INF / 6-1 / R-R / Fr.  
Bentonville, Ark.



**MARK REDBURN**  
Head Coach  
Fifth Year



**KRISTEN JONES**  
Assistant Coach  
Fourth Year



**BILL GRAHAM**  
Assistant Coach  
First Year

# YOUR REDHAWKS

## 2019 OVERALL STATISTICS



### 2019 Southeast Missouri Softball Overall Statistics for Southeast Missouri (as of Mar 18, 2019) (All games Sorted by Batting avg)



Record: 22-7 Home: 1-0 Away: 6-2 Neutral: 15-5 OVC: 0-0

Player	avg	gp-gs	ab	r	h	2b	3b	hr	rbi	tb	slg%	bb	hp	so	gdp	ob%	sf	sh	sb-att	po	a	e	fld%
2 ANDERSON, Rachel	.478	29-29	90	28	43	5	7	6	31	80	.889	15	1	9	0	.557	0	0	11-14	53	5	1	.983
26 ELLIS, Ashley	.427	29-29	82	16	35	5	1	8	32	66	.805	8	0	12	3	.467	2	0	1-1	134	7	4	.972
7 ARELLANES, Mykaela	.391	29-29	87	31	34	1	1	4	15	49	.563	16	2	16	0	.495	0	2	10-11	29	1	0	1.000
12 BARNOUSKI, Addison	.385	29-29	78	18	30	5	0	5	23	50	.641	8	2	12	1	.449	1	1	0-0	24	40	5	.928
4 GALLO, Claudia	.305	25-25	59	9	18	4	1	2	7	30	.508	4	8	8	0	.423	0	2	6-7	44	0	1	.978
24 DONALD, Rachael	.295	23-18	44	5	13	3	0	0	5	16	.364	6	1	11	0	.392	0	1	0-0	110	6	2	.983
21 PENA, Chelsy	.275	23-10	40	7	11	4	0	0	8	15	.375	2	0	6	1	.310	0	0	2-3	39	3	0	1.000
3 MESSEX, Sarah	.256	29-29	82	20	21	5	1	4	12	40	.488	12	5	16	0	.384	0	1	3-4	37	42	2	.975
17 RHEINECKER, Brooke	.237	20-13	38	7	9	0	0	0	3	9	.237	2	0	3	0	.275	0	0	4-5	3	0	0	1.000
14 ANDERSON, Kaylee	.216	19-11	37	7	8	1	1	0	4	11	.297	1	1	5	0	.250	1	0	1-2	8	5	2	.867
8 BANDY, Parker	.190	25-25	63	11	12	2	2	1	12	21	.333	5	0	16	0	.250	0	0	2-2	24	24	6	.889
27 GRIFFIN, Anna	.176	13-3	17	2	3	1	0	2	2	10	.588	4	0	4	0	.333	0	0	0-0	5	1	2	.750
22 HARRIS, Madison	.167	19-5	24	4	4	0	1	0	2	6	.250	2	0	3	0	.231	0	0	2-2	5	3	0	1.000
10 EMERT, Ashley	.091	12-4	11	1	1	0	0	0	0	1	.091	1	0	5	0	.167	0	0	0-0	31	4	1	.972
1 PIERCE, Payton	.250	8-0	4	1	1	1	0	0	0	2	.500	0	0	1	0	.250	0	0	1-2	0	0	0	.000
11 MARTON, Danina	.222	13-1	9	3	2	1	0	0	1	3	.333	1	0	2	0	.300	0	0	0-1	1	0	0	1.000
16 CONWAY, Randi Dae	.200	10-1	5	4	1	0	0	0	0	1	.200	0	0	1	0	.200	0	0	0-0	0	0	0	.000
20 WININGER, Leah	.000	9-0	7	2	0	0	0	0	0	0	.000	1	0	1	0	.125	0	0	1-2	3	1	0	1.000
18 LONG, Mackenzie	.000	19-0	5	7	0	0	0	0	0	0	.000	0	0	1	0	.000	0	0	2-2	0	0	0	.000
6 DAVIS, Marisa	.000	1-0	0	0	0	0	0	0	0	0	.000	0	0	0	0	.000	0	0	0-0	2	3	1	.833
9 ROOK, Rachel	.000	1-1	0	0	0	0	0	0	0	0	.000	0	0	0	0	.000	0	0	0-0	1	1	0	1.000
Totals	.315	29	782	183	246	38	15	32	157	410	.524	88	20	132	5	.396	4	7	46-58	558	158	29	.961
Opponents	.255	29	714	97	182	29	1	14	91	255	.357	82	11	162	4	.337	8	14	18-24	548	200	46	.942

LOB - Team (170), Opp (174). DP's turned - Team (12), Opp (11). TP's turned - Team (1), Opp (1). CI - Team (0), Opp (1).

### (All games Sorted by Earned run avg)

Player	era	w-l	app	gs	cg	sho	sv	ip	h	r	er	bb	so	2b	3b	hr	b/avg	wp	hp	bk	sfa	sha
5 ESTES, Alexis	1.73	6-1	11	9	0	0/3	1	36.1	25	12	9	20	21	4	0	3	.200	5	2	0	1	3
15 THOGMARTIN, Haley	2.13	9-3	20	11	3	1/3	1	72.1	67	33	22	19	68	5	1	5	.242	1	2	0	3	4
9 ROOK, Rachel	2.86	6-2	17	7	1	1/2	2	44.0	42	19	18	17	48	11	0	3	.255	4	2	0	1	5
6 DAVIS, Marisa	5.16	0-1	12	1	0	0/1	0	19.0	23	16	14	13	17	4	0	3	.280	0	2	0	1	0
14 ANDERSON, Kaylee	6.35	1-0	9	1	0	0/0	1	14.1	25	17	13	13	8	5	0	0	.385	2	3	0	2	2
Totals	2.86	22-7	29	29	4	6/4	5	186.0	182	97	76	82	162	29	1	14	.255	12	11	0	8	14
Opponents	5.63	7-22	29	29	9	1/0	2	182.2	246	183	147	88	132	38	15	32	.315	18	20	1	4	7

PB - Team (3), DONALD 2, EMERT 1, Opp (4). Pickoffs - Team (1), DONALD 1. SBA/ATT - DONALD (12-16), ROOK (5-8), THOGMARTIN (6-6), DAVIS (6-6), EMERT (4-4), PENA (2-4), ESTES (0-2), K. ANDERSON (1-2).

# YOUR REDHAWKS

2019 SCHEDULE/RESULTS



## 2019 Southeast Missouri Softball Game Results for Southeast Missouri (as of Mar 21, 2019) (All games)



Date	Opponent	Score	Inns	Overall	OVC	Pitcher of record	Attend	Time
! 02-08-19	vs South Dakota State	w 7-3	7	1-0-0	0-0-0	THOGMARTIN (W 1-0)	105	2:21
! 02-08-19	at UNI	w 5-1	7	2-0-0	0-0-0	ESTES (W 1-0)	180	1:50
! 02-09-19	at UNI	w 16-0	5	3-0-0	0-0-0	THOGMARTIN (W 2-0)	350	1:50
! 02-09-19	vs Toledo	w 7-5	7	4-0-0	0-0-0	ESTES (W 2-0)	200	2:10
! 02-10-19	vs Drake	L 1-6	7	4-1-0	0-0-0	THOGMARTIN (L 2-1)	325	1:52
@ 02-15-19	vs Wichita State	L 0-8	5	4-2-0	0-0-0	ESTES (L 2-1)	0	1:08
@ 02-15-19	vs Abilene Christian	w 10-2	5	5-2-0	0-0-0	THOGMARTIN (W 3-1)	0	1:15
@ 02-16-19	at Louisiana Tech	L 3-11	5	5-3-0	0-0-0	ROOK (L 0-1)	0	1:45
@ 02-16-19	vs Fairleigh Dickinson	w 8-0	6	6-3-0	0-0-0	ESTES (W 3-1)	0	1:49
@ 02-17-19	vs Miss Valley State	w 7-0	7	7-3-0	0-0-0	THOGMARTIN (W 4-1)	105	1:47
# 02-21-19	at #12 Arkansas	L 1-7	7	7-4-0	0-0-0	THOGMARTIN (L 4-2)	224	1:54
# 02-22-19	vs Drake	L 2-6	7	7-5-0	0-0-0	THOGMARTIN (L 4-3)	70	2:25
# 02-22-19	at #12 Arkansas	w 6-1	7	8-5-0	0-0-0	ROOK (W 1-1)	219	2:10
# 02-23-19	vs Drake	L 5-7	7	8-6-0	0-0-0	DAVIS (L 0-1)	103	1:57
# 02-23-19	vs IUPUI	w 5-3	7	9-6-0	0-0-0	THOGMARTIN (W 4-3)	97	1:27
\$ 03-01-19	vs Louisiana-Monroe	w 8-0	6	10-6-0	0-0-0	ROOK (W 2-1)	171	2:01
\$ 03-01-19	at Central Arkansas	w 11-7	7	11-6-0	0-0-0	THOGMARTIN (W 6-3)	125	2:05
\$ 03-02-19	vs Coppin State	w 11-5	7	12-6-0	0-0-0	K. ANDERSON (W 1-0)	141	2:27
\$ 03-02-19	vs Missouri State	L 4-7	7	12-7-0	0-0-0	ROOK (L 2-2)	201	2:11
% 03-08-19	vs UMKC	w 8-2	7	13-7-0	0-0-0	THOGMARTIN (W 7-3)	44	1:58
% 03-08-19	at Kansas	w 2-0	7	14-7-0	0-0-0	ROOK (W 3-2)	125	2:05
% 03-09-19	vs UMKC	w 8-2	7	15-7-0	0-0-0	ROOK (W 4-2)	32	1:58
% 03-10-19	vs Maine	w 6-2	7	16-7-0	0-0-0	ESTES (W 4-1)	44	2:05
% 03-10-19	at Kansas	w 2-1	7	17-7-0	0-0-0	ROOK (W 5-2)	125	1:45
03-14-19	MISSOURI STATE	w 5-2	7	18-7-0	0-0-0	ESTES (W 5-1)	310	1:58
& 03-16-19	vs Northern Illinois	w 14-4	5	19-7-0	0-0-0	ROOK (W 6-2)	225	
& Mar 16, 2019	vs Omaha	w 9-4	7	20-7-0	0-0-0	THOGMARTIN (W 8-3)	50	2:04
& 03-17-19	vs Detroit Mercy	w 9-0	6	21-7-0	0-0-0	ESTES (W 6-1)	100	1:33
& 03-17-19	vs Omaha	w 3-1	7	22-7-0	0-0-0	THOGMARTIN (W 9-3)	110	1:16

! = UNI Dome Classic (Cedar Falls, Iowa)

@ = Louisiana Tech Invitational (Ruston, La.)

# = Razorback Invitational (Fayetteville, Ark.)

\$ = Central Arkansas Classic (Conway, Ark.)

% = Jayhawk Classic (Lawrence, Kan.)

& = Billiken Spring Tournament (St. Louis, Mo.)

\* = Conference game

() extra inning game

# YOUR REDHAWKS

2018 FINAL OVC STATISTICS



## 2018 Southeast Missouri Softball Conference statistics for Southeast Missouri (as of Apr 29, 2018) (OVC games only Sorted by Batting avg)



Record: 15-7 Home: 10-2 Away: 5-5 OVC: 15-7

Player	avg	gp-gs	ab	r	h	2b	3b	hr	rbi	tb	slg%	bb	hp	so	gdp	ob%	sf	sh	sb-att	po	a	e	fld%
2 ANDERSON, Rachel	.387	22-22	62	14	24	5	2	0	11	33	.532	11	0	11	0	.473	1	1	9-12	31	3	0	1.000
4 GALLO, Claudia	.355	18-9	31	6	11	2	1	2	6	21	.677	3	4	4	0	.474	0	0	0-0	12	0	0	1.000
3 MESSEX, Sarah	.328	22-22	58	19	19	3	0	3	17	31	.534	8	3	14	0	.423	2	0	7-7	42	27	3	.958
7 ARELLANES, Mykaela	.319	14-14	47	8	15	2	0	0	6	17	.362	4	0	11	0	.373	0	0	4-5	10	1	0	1.000
8 BANDY, Parker	.313	22-22	67	8	21	2	2	0	10	27	.403	6	1	13	1	.378	0	1	0-0	26	32	5	.921
17 RHEINECKER, Brooke	.313	20-15	32	6	10	1	0	0	3	11	.344	1	1	1	0	.353	0	4	4-6	11	1	1	.923
21 TILLOTSON, Abby	.271	21-20	48	9	13	3	0	2	11	22	.458	10	3	13	0	.419	1	0	1-1	84	6	0	1.000
12 BARNOUSKI, Addison	.220	20-20	50	10	11	2	1	2	10	21	.420	3	0	14	0	.264	0	0	4-4	14	29	3	.935
26 ELLIS, Ashley	.167	22-22	60	3	10	1	0	0	2	11	.183	5	1	19	2	.242	0	1	2-2	136	4	2	.986
-----																							
10 PRUETT, Darby	.308	14-8	26	3	8	2	0	2	10	16	.615	1	1	8	2	.357	0	0	0-0	4	15	2	.905
1 WERNIG, Claire	.267	13-2	15	4	4	2	0	0	2	6	.400	2	0	6	0	.353	0	0	1-1	1	0	1	.500
6 HAYES, Riley	.250	12-9	16	0	4	2	0	0	1	6	.375	4	0	7	0	.400	0	0	0-0	48	7	0	1.000
16 CONWAY, Randi Dae	.150	19-10	20	6	3	1	0	0	2	4	.200	1	0	5	0	.190	0	1	1-1	7	0	0	1.000
22 HARRIS, Madison	.118	18-2	17	7	2	0	0	0	3	2	.118	1	0	1	0	.158	1	0	2-3	0	0	0	.000
24 DONALD, Rachael	.000	3-1	4	0	0	0	0	0	0	0	.000	0	0	1	0	.000	0	0	0-0	6	3	0	1.000
14 ANDERSON, Kaylee	.000	5-0	3	1	0	0	0	0	0	0	.000	0	0	0	0	.000	0	0	0-0	0	0	0	.000
18 LONG, Mackenzie	.000	6-0	1	2	0	0	0	0	0	0	.000	0	0	0	0	.000	0	0	0-0	0	0	0	.000
Totals	.278	22	557	106	155	28	6	11	94	228	.409	60	14	128	5	.360	5	8	35-42	440	154	17	.972
Opponents	.239	22	557	73	133	22	3	17	68	212	.381	56	6	128	1	.314	2	11	14-19	428	151	21	.965

LOB - Team (111), Opp (119). DPs turned - Team (5), Opp (8). CI - Team (0), Opp (1). IBB - Team (0), Opp (2).

## (OVC games only Sorted by Earned run avg)

Player	era	w-l	app	gs	cg	sho	sv	ip	h	r	er	bb	so	2b	3b	hr	b/avg	wp	hp	bk	sfa	sha
15 THOGMARTIN, Haley	1.88	6-2	11	10	2	1/2	0	52.0	45	21	14	10	43	8	0	6	.228	0	1	0	0	6
19 KRUMREY, Madeline	3.67	4-4	11	11	6	0/0	1	63.0	69	40	33	25	54	12	2	7	.272	2	0	0	1	2
-----																						
9 ROOK, Rachel	1.48	5-1	12	0	0	0/2	2	23.2	10	5	5	14	26	0	1	1	.133	3	4	0	1	1
5 ESTES, Alexis	5.25	0-0	5	1	0	0/0	0	8.0	9	7	6	7	5	2	0	3	.290	0	1	0	0	2
Totals	2.77	15-7	22	22	8	3/2	3	146.2	133	73	58	56	128	22	3	17	.239	5	6	0	2	11
Opponents	4.50	7-15	22	22	12	3/0	0	141.2	154	106	91	60	128	28	6	11	.278	15	14	0	5	8

PB - Team (0), Opp (3). Pickoffs - Team (4), HAYES 2, TILLOTSON 2. SBA/ATT - KRUMREY (9-13), HAYES (9-11), TILLOTSON (5-7), ROOK (3-4), THOGMARTIN (2-2), DONALD (0-1).

# YOUR REDHAWKS

## SEASON/CAREER-HIGHS

### MULTIPLE-HIT GAMES

Player	2	3	4	5+	Total
Rachel Anderson	10	5	-	-	15
Ashley Ellis	10	2	-	-	12
Mykaela Arellanes	8	3	-	-	11
Addison Barnouski	7	1	-	-	8
Sarah Messex	3	2	-	-	5
Parker Bandy	4	-	-	-	4
Claudia Gallo	4	-	-	-	4
Chelsy Pena	3	-	-	-	3
Rachael Donald	3	-	-	-	3
Brooke Rheinecker	1	-	-	-	1
Madison Harris	1	-	-	-	1

### MULTIPLE RBI GAMES

Player	2	3	4	5+	Total
Ashley Ellis	5	2	2	-	9
Rachel Anderson	4	2	2	-	8
Addison Barnouski	3	3	-	-	6
Mykaela Arellanes	2	1	-	-	3
Parker Bandy	2	1	-	-	3
Chelsy Pena	2	-	-	-	2
Rachael Donald	2	-	-	-	2
Sarah Messex	-	2	-	-	2
Kaylee Anderson	2	-	-	-	2
Claudia Gallo	2	-	-	-	2

### INNING-BY-INNING SUMMARY

Inning	SEMO	Opp.
First	31	25
Second	34	12
Third	31	7
Fourth	35	18
Fifth	29	26
Sixth	13	3
Seventh	10	6
Extra	0	0
Totals	183	97

### INNING-BY-INNING SUMMARY (OVC GAMES)

Inning	SEMO	Opp.
First	0	0
Second	0	0
Third	0	0
Fourth	0	0
Fifth	0	0
Sixth	0	0
Seventh	0	0
Extra	0	0
Totals	0	0

### CURRENT HITTING STREAKS

Player	Games	Started
Addison Barnouski	2	3/17

### CURRENT REACHED BASE STREAKS

Player	Games	Started
Ashley Ellis	17	2/22
Claudia Gallo	6	3/10
Mykaela Arellanes	4	3/16

### CAREER MULTIPLE-HIT GAMES

Player	2	3	4	5+	Total
Rachel Anderson	35	13	-	-	48
Mykaela Arellanes	32	8	-	-	40
Ashley Ellis	23	2	-	-	25
Sarah Messex	21	3	1	-	25
Addison Barnouski	20	3	-	-	23
Parker Bandy	17	2	-	-	19
Brooke Rheinecker	12	1	-	-	13
Claudia Gallo	8	1	-	-	9
Madison Harris	6	1	-	-	7
Rachael Donald	3	-	-	-	3
Chelsy Pena	3	-	-	-	3
Kaylee Anderson	1	-	-	-	1

### CAREER MULTIPLE RBI GAMES

Player	2	3	4	5+	Total
Rachel Anderson	15	8	2	-	25
Sarah Messex	12	8	-	-	20
Ashley Ellis	11	5	2	1	19
Addison Barnouski	12	5	-	-	17
Parker Bandy	11	2	-	-	13
Mykaela Arellanes	9	2	1	-	12
Claudia Gallo	7	-	-	-	7
Madison Harris	4	-	-	-	4
Rachael Donald	3	-	-	-	3
Brooke Rheinecker	1	1	-	-	2
Chelsy Pena	2	-	-	-	2
Kaylee Anderson	2	-	-	-	2

### 14 KAYLEE ANDERSON

#### 2019 Hitting Season-Highs

At-Bats.....	4, 3x, last at Kansas (3/8)
Runs.....	2, vs Omaha (3/16)
Hits.....	2, vs Omaha (3/16)
Doubles.....	1, vs Drake (2/23)
Triples.....	1, vs Drake (2/22)
Home Runs.....	-
RBI.....	2, 2x, last vs. Detroit Mercy (3/17)
Stolen Bases.....	1, 2x, last vs. Omaha (3/16)

#### 2019 Pitching Season-Highs

Innings Pitched.....	3.0, vs. Coppin State (3/2)
Fewest Hits.....	1, 3x, last vs. Maine (3/10)
Most Hits.....	8, at Louisiana Tech (2/16)
Fewest Runs.....	0, at Arkansas (2/22)
Most Runs.....	7, at Louisiana Tech (2/16)
Fewest Walks.....	0, 2x, last vs. Coppin State (3/2)
Strikeouts.....	3, at Louisiana Tech (2/16)

#### Hitting Career-Highs

At-Bats.....	4, 3x, last at Kansas (3/8/19)
Runs.....	2, vs. Omaha (3/16/19)
Hits.....	2, vs. Omaha (3/16/19)
Doubles.....	1, vs. Drake (2/23/19)
Triples.....	1, vs. Drake (2/22/19)
Home Runs.....	-
RBI.....	2, 2x, last vs. Detroit Mercy (3/17/19)
Stolen Bases.....	1, vs. Mississippi Valley State (2/17/19)

#### Pitching Career-Highs

Innings Pitched.....	3.0, vs. Coppin State (3/2/19)
Fewest Hits.....	1, 4x, last vs. Maine (3/10/19)
Most Hits.....	8, at Louisiana Tech (2/16/19)
Fewest Runs.....	0, 2x, last at Arkansas (2/22/19)
Most Runs.....	7, at Louisiana Tech (2/16/19)
Fewest Walks.....	0, 4x, last vs. Coppin State (3/2/19)
Strikeouts.....	3, at Louisiana Tech (2/16/19)

### 2 RACHEL ANDERSON

#### 2019 Season-Highs

At-Bats.....	5, at Northern Iowa (2/9)
Runs.....	3, 2x, last vs. Detroit Mercy (3/17)
Hits.....	3, 5x, last vs. Omaha (3/16)
Doubles.....	1, 5x, last at Kansas (3/8)
Triples.....	1, 7x, last vs. Detroit Mercy (3/17)
Home Runs.....	1, 6x, last vs. Omaha (3/16)
RBI.....	4, 2x, last vs. Northern Illinois (3/16)
Stolen Bases.....	3, vs. UMKC (3/8)

#### Career-Highs

At-Bats.....	5, 2x, last at Northern Iowa (2/9/19)
Runs.....	3, 7x, last vs. Detroit Mercy (3/17/19)
Hits.....	3, 13x, last vs. Omaha (3/16/19)
Doubles.....	1, 26x, last at Kansas (3/8/19)
Triples.....	2, 2x, last at Alcorn State (2/25/17)
Home Runs.....	1, 14x, last vs. Omaha (3/16/19)
RBI.....	4, 2x, last vs. Northern Illinois (3/16/19)
Stolen Bases.....	3, vs. UMKC (3/8/19)

### 7 MYKAELA ARELLANES

#### 2019 Season-Highs

At-Bats.....	4, 9x, last vs. Northern Illinois (3/16)
Runs.....	3, 4x, last vs. Northern Illinois (3/16)
Hits.....	3, 3x, last vs. Northern Illinois (3/16)
Doubles.....	1, at Arkansas (2/22)
Triples.....	1, vs. Mississippi Valley State (2/17)
Home Runs.....	1, 4x, last vs. Omaha (3/17)
RBI.....	3, at Northern Iowa (2/9)
Stolen Bases.....	2, 2x, last at Kansas (3/10)

#### Career-Highs

At-Bats.....	5, vs. Tennessee State (4/28/18)
Runs.....	3, 5x, last vs. Northern Illinois (3/16/19)
Hits.....	3, 8x, last vs. Northern Illinois (3/16/19)
Doubles.....	2, vs. Tennessee State (2/11/17)
Triples.....	2, vs. Jarvis Christian College (2/11/17)
Home Runs.....	1, 9x, last vs. Omaha (3/17/19)
RBI.....	4, vs. Tennessee State (4/28/18)
Stolen Bases.....	4, vs. Alabama A&M (3/11/17)

### 8 PARKER BANDY

#### 2019 Season-Highs

At-Bats.....	4, 3x, last vs. UMKC (3/8)
Runs.....	3, 2x, last vs. Abilene Christian (2/15)
Hits.....	2, 4x, last vs. UMKC (3/8)
Doubles.....	1, 2x, last vs. UMKC (3/8)
Triples.....	1, 2x, last vs. Toledo (2/9)
Home Runs.....	1, vs. Abilene Christian (2/15)
RBI.....	3, vs. South Dakota State (2/8)
Stolen Bases.....	1, 2x, last vs. Fairleigh Dickinson (2/16)

#### Career-Highs

At-Bats.....	5, at SIU Edwardsville (4/14/17)
Runs.....	3, vs. Toledo (2/9/19)
Hits.....	3, 2x, last vs. UT Martin (4/17/18)
Doubles.....	1, 18x, last vs. UMKC (3/8/19)
Triples.....	1, 7x, last vs. Toledo (2/9/19)
Home Runs.....	1, 5x, last vs. Abilene Christian (2/15/19)
RBI.....	3, 2x, last vs. South Dakota State (2/8/19)
Stolen Bases.....	2, vs. Tennessee State (2/11/17)

### 12 ADDISON BARNOUSKI

#### 2019 Season-Highs

At-Bats.....	4, 6x, last vs. Detroit Mercy (3/17)
Runs.....	2, 3x, last vs. Detroit Mercy (3/17)
Hits.....	3, vs. Detroit Mercy (3/17)
Doubles.....	1, 5x, last vs. Detroit Mercy (3/17)
Triples.....	-
Home Runs.....	1, 5x, last vs. Detroit Mercy (3/17)
RBI.....	3, 3x, last vs. Northern Illinois (3/16)
Stolen Bases.....	-

#### Career-Highs

At-Bats.....	4, 16x, last vs. Detroit Mercy (3/17/19)
Runs.....	3, at Murray State (4/8/18)
Hits.....	3, 3x, last vs. Detroit Mercy (3/17/19)
Doubles.....	1, 15x, last vs. Detroit Mercy (3/17/19)
Triples.....	1, 2x, last vs. Tennessee State (4/28/18)
Home Runs.....	1, 13x, last vs. Detroit Mercy (3/17/19)
RBI.....	3, 5x, last vs. Northern Illinois (3/16/19)
Stolen Bases.....	2, 2x, last at Murray State (4/8/18)

#### Pitching Career-Highs

Innings Pitched.....	2.0, vs. Jarvis Christian College (2/11/17)
Fewest Hits.....	1, at Jackson State (2/12/17)
Most Hits.....	4, 2x, last vs. Middle Tennessee (2/17/17)
Fewest Runs.....	0, at Jackson State (2/12/17)
Most Runs.....	4, vs. Middle Tennessee (2/17/17)
Fewest Walks.....	0, 2x, last at Jackson State (2/12/17)
Strikeouts.....	1, vs. Middle Tennessee (2/17/17)

# YOUR REDHAWKS

## SEASON/CAREER-HIGHS

### 6 MARISA DAVIS

2019 Season/Career-Highs

Innings Pitched.....	3.0, vs. Drake (2/22)
Fewest Hits.....	0, 2x, last vs. Maine (3/10)
Most Hits.....	4, 2x, last vs. Omaha (3/16)
Fewest Runs.....	0, 7x, last vs. Missouri State (3/14)
Most Runs.....	4, 2x, last at Central Arkansas (3/1)
Fewest Walks.....	0, 5x, last vs. Missouri State (3/14)
Strikeouts.....	3, 2x, last vs. Omaha (3/16)

### 24 RACHAEL DONALD

2019 Season-Highs

At-Bats.....	4, vs. South Dakota State (2/8)
Runs.....	1, 5x, last vs. Detroit Mercy (3/17)
Hits.....	2, 3x, last vs. Missouri State (3/14)
Doubles.....	1, 3x, last vs. Maine (3/10)
Triples.....	-
Home Runs.....	-
RBI.....	2, 2x, last vs. UMKC (3/9)
Stolen Bases.....	-

Career-Highs

At-Bats.....	4, vs. South Dakota State (2/8/19)
Runs.....	2, vs. Jarvis Christian College (2/11/17)
Hits.....	2, 3x, last vs. Missouri State (3/14/19)
Doubles.....	1, 3x, last vs. Maine (3/10/19)
Triples.....	-
Home Runs.....	-
RBI.....	2, 3x, last vs. UMKC (3/9/19)
Stolen Bases.....	1, at Alabama State (2/23/18)

### 26 ASHLEY ELLIS

2019 Season-Highs

At-Bats.....	4, 7x, last vs. Omaha (3/16)
Runs.....	2, 2x, last vs. UMKC (3/8)
Hits.....	3, 2x, last vs. UMKC (3/8)
Doubles.....	1, 4x, last at Kansas (3/8)
Triples.....	1, at Northern Iowa (2/9)
Home Runs.....	2, vs. UMKC (3/8)
RBI.....	4, 2x, last vs. Fairleigh Dickinson (2/16)
Stolen Bases.....	1, vs. Drake (2/23)

Career-Highs

At-Bats.....	5, at Tennessee State (4/29/17)
Runs.....	2, 6x, last vs. UMKC (3/8/19)
Hits.....	3, 2x, last vs. UMKC (3/8/19)
Doubles.....	2, vs. Evansville (2/23/18)
Triples.....	1, 4x, last at Northern Iowa (2/9/19)
Home Runs.....	2, 2x, last vs. UMKC (3/8/19)
RBI.....	5, at Jackson State (2/12/17)
Stolen Bases.....	1, 5x, last vs. Drake (2/23/19)

### 10 ASHLEY EMERT

2019 Season/Career-Highs

At-Bats.....	3, vs. Abilene Christian (2/15)
Runs.....	1, vs. Maine (3/10)
Hits.....	1, vs. Abilene Christian (2/15)
Doubles.....	-
Triples.....	-
Home Runs.....	-
RBI.....	-
Stolen Bases.....	-

### 5 ALEXIS ESTES

2018 Season-Highs

Innings Pitched.....	5.1, vs. Maine (3/10)
Fewest Hits.....	0, vs. UL Monroe (3/1)
Most Hits.....	5, vs. Missouri State (3/14)
Fewest Runs.....	0, 6x, last vs. Detroit Mercy (3/17)
Most Runs.....	4, vs. Drake (2/23)
Fewest Walks.....	0, vs. UMKC (3/9)
Strikeouts.....	5, vs. UMKC (3/9)

Career-Highs

Innings Pitched.....	7.0, 3x, last vs. Eastern Kentucky (4/23/17)
Fewest Hits.....	0, 3x, last vs. UL Monroe (3/1/19)
Most Hits.....	13, at Missouri (4/18/17)
Fewest Runs.....	0, 17x, last vs. Detroit Mercy (3/17/19)
Most Runs.....	8, at Missouri (4/18/17)
Fewest Walks.....	0, 10x, last vs. UMKC (3/9/19)
Strikeouts.....	8, 2x, last vs. Eastern Kentucky (4/23/17)

### 4 CLAUDIA GALLO

2019 Season-Highs

At-Bats.....	4, 4x, last at Arkansas (2/22)
Runs.....	3, at Northern Iowa (2/9)
Hits.....	2, 4x, last vs. Northern Illinois (3/16)
Doubles.....	1, 4x, last vs. Missouri State (3/14)
Triples.....	1, vs. Mississippi Valley State (2/17)
Home Runs.....	1, 2x, last vs. Northern Illinois (3/16)
RBI.....	2, 2x, last vs. Northern Illinois (3/16)
Stolen Bases.....	1, 6x, last at Kansas (3/10)

Career-Highs

At-Bats.....	4, 6x, last at Arkansas (2/22/19)
Runs.....	3, at Northern Iowa (2/9/19)
Hits.....	3, vs. Murray State (4/9/17)
Doubles.....	1, 7x, last vs. Missouri State (3/14/19)
Triples.....	1, 5x, last vs. Mississippi Valley State (2/17/19)
Home Runs.....	1, 4x, last vs. Northern Illinois (3/16/19)
RBI.....	2, 7x, last vs. Northern Illinois (3/16/19)
Stolen Bases.....	1, 9x, last at Kansas (3/10/19)

### 27 ANNA GRIFFIN

2019 Season/Career-Highs

At-Bats.....	4, at Central Arkansas (3/1)
Runs.....	1, 2x, last at Central Arkansas (3/1)
Hits.....	1, 3x, last at Central Arkansas (3/1)
Doubles.....	1, vs. UL Monroe (3/1)
Triples.....	-
Home Runs.....	1, 2x, last at Central Arkansas (3/1)
RBI.....	1, 2x, last at Central Arkansas (3/1)
Stolen Bases.....	-

### 22 MADISON HARRIS

2019 Season-Highs

At-Bats.....	3, 3x, last vs. Coppin State (3/2)
Runs.....	2, vs. Coppin State (3/2)
Hits.....	2, vs. Coppin State (3/2)
Doubles.....	-
Triples.....	1, vs. Coppin State (3/2)
Home Runs.....	-
RBI.....	1, 2x, last vs. Coppin State (3/2)
Stolen Bases.....	1, 2x, last vs. Coppin State (3/2)

Career-Highs

At-Bats.....	4, 6x, last at Murray State (4/8/18)
Runs.....	2, 4x, last vs. Coppin State (3/2/19)
Hits.....	3, vs. UMKC (3/17/17)
Doubles.....	1, 2x, last vs. Eastern Illinois (4/1/17)
Triples.....	1, vs. Coppin State (3/2/19)
Home Runs.....	1, at Kansas (3/19/17)
RBI.....	2, 4x, last vs. Tennessee State (4/28/18)
Stolen Bases.....	1, 8x, last vs. Coppin State (3/2/19)

### 18 MACKENZIE LONG

2019 Season-Highs

At-Bats.....	2, vs. Coppin State (3/2)
Runs.....	1, 7x, last vs. Northern Illinois (3/16)
Hits.....	-
Doubles.....	-
Triples.....	-
Home Runs.....	-
RBI.....	-
Stolen Bases.....	1, 2x, last vs. Mississippi Valley State (2/17)

Career-Highs

At-Bats.....	3, 2x, last at Eastern Kentucky (4/23/16)
Runs.....	1, 16x, last vs. Northern Illinois (3/16/19)
Hits.....	1, 2x, last at Eastern Kentucky (4/23/16)
Doubles.....	-
Triples.....	-
Home Runs.....	-
RBI.....	-
Stolen Bases.....	1, 5x, last vs. Mississippi Valley State (2/17/19)

### 11 DANINA MARTON

2019 Season-Highs

At-Bats.....	3, 2x, last vs. UMKC (3/9)
Runs.....	1, 3x, last vs. UMKC (3/8)
Hits.....	1, 2x, last vs. UMKC (3/9)
Doubles.....	1, vs. UMKC (3/9)
Triples.....	-
Home Runs.....	-
RBI.....	1, vs. UMKC (3/9)
Stolen Bases.....	-

Career-Highs

At-Bats.....	3, 2x, last vs. UMKC (3/9/19)
Runs.....	1, 3x, last vs. UMKC (3/8/19)
Hits.....	1, 2x, last vs. Coppin State (3/2/19)
Doubles.....	1, vs. UMKC (3/9/19)
Triples.....	-
Home Runs.....	-
RBI.....	-
Stolen Bases.....	-

### 3 SARAH MESSEX

2019 Season-Highs

At-Bats.....	4, 7x, last vs. Northern Illinois (3/16)
Runs.....	4, vs. Northern Illinois (3/16)
Hits.....	3, 2x, last vs. Northern Illinois (3/16)
Doubles.....	1, 5x, last at Central Arkansas (3/1)
Triples.....	1, vs. Omaha (3/16)
Home Runs.....	2, vs. Northern Illinois (3/16)
RBI.....	3, 2x, last vs. Northern Illinois (3/16)
Stolen Bases.....	1, 3x, last vs. Maine (3/10)

Career-Highs

At-Bats.....	4, 16x, last vs. Northern Illinois (3/16/19)
Runs.....	4, vs. Northern Illinois (3/16/19)
Hits.....	4, at Murray State (4/8/18)
Doubles.....	2, 3x, last vs. Tennessee State (4/28/18)
Triples.....	1, 3x, last vs. Omaha (3/17/19)
Home Runs.....	2, vs. Northern Illinois (3/16/19)
RBI.....	3, 7x, last vs. Northern Illinois (3/16/19)
Stolen Bases.....	2, 2x, last vs. SIU Edwardsville (4/13/18)

# YOUR REDHAWKS

SEASON/CAREER-HIGHS

## 21 CHELSY PENA

2019 Season-Highs

At-Bats.....4, vs. Coppin State (3/2)  
Runs .....2, vs. UMKC (3/8)  
Hits .....2, 3x, last vs. Omaha (3/16)  
Doubles.....2, vs. Coppin State (3/2)  
Triples .....-  
Home Runs .....-  
RBI.....2, 2x, last vs. UMKC (3/9)  
Stolen Bases.....2, vs. UL Monroe (3/1)

## 1 PAYTON PIERCE

2019 Season-Highs

At-Bats.....1, 4x, last vs. Northern Illinois (3/16)  
Runs .....1, vs. Omaha (3/17)  
Hits .....1, vs. Coppin State (3/2)  
Doubles.....1, vs. Coppin State (3/2)  
Triples .....-  
Home Runs .....-  
RBI.....-  
Stolen Bases.....1, vs. Detroit Mercy (3/17)

## 17 BROOKE RHEINECKER

2019 Season-Highs

At-Bats.....3, 6x, last vs. Coppin State (3/2)  
Runs .....2, at Northern Iowa (2/9)  
Hits .....2, at Northern Iowa (2/9)  
Doubles.....-  
Triples .....-  
Home Runs .....-  
RBI.....1, 3x, last vs. Maine (3/10)  
Stolen Bases.....1, 4x, last vs. IUPUI (2/23)

Career-Highs

At-Bats.....4, 6x, last vs. Morehead State (4/22/17)  
Runs .....2, 5x, last at Northern Iowa (2/9/19)  
Hits .....3, vs. Alabama A&M (3/11/17)  
Doubles.....1, at Austin Peay (4/6/18)  
Triples .....-  
Home Runs .....-  
RBI.....3, vs. Jarvis Christian College (2/11/17)  
Stolen Bases.....2, 2x, last vs. Tennessee State (4/28/18)

## 9 RACHEL ROOK

2019 Season

Innings Pitched.....7.0, at Kansas (3/8)  
Fewest Hits.....0, 5x, last vs. Missouri State (3/14)  
Most Hits.....8, vs. Missouri State (3/2)  
Fewest Runs.....0, 9x, last vs. Omaha (3/17)  
Most Runs.....5, vs. Missouri State (3/2)  
Fewest Walks.....0, 9x, last vs. Omaha (3/17)  
Strikeouts.....9, vs. UL Monroe (3/1)

Career-Highs

Innings Pitched.....7.0, at Kansas (3/8/19)  
Fewest Hits.....0, 14x, last vs. Missouri State (3/14/19)  
Most Hits.....8, vs. Missouri State (3/2/19)  
Fewest Runs.....0, 22x, last vs. Omaha (3/17/19)  
Most Runs.....5, vs. Missouri State (3/2/19)  
Fewest Walks.....0, 20x, last vs. Omaha (3/17/19)  
Strikeouts.....9, vs. UL Monroe (3/1/19)

## 15 HALEY THOGMARTIN

2019 Season/Career-Highs

Innings Pitched.....7.0, vs. IUPUI (2/23)  
Fewest Hits.....0, 5x, last vs. Detroit Mercy (3/17)  
Most Hits.....8, at Arkansas (2/21)  
Fewest Runs.....0, 9x, last vs. Detroit Mercy (3/17)  
Most Runs.....6, 3x, last vs. Drake (2/22)  
Fewest Walks.....0, 10x, last vs. Omaha (3/17)  
Strikeouts.....7, 2x, last vs. Fairleigh Dickinson (2/16)

Career-Highs

Innings Pitched.....7.0, 6x, last vs. IUPUI (2/23/19)  
Fewest Hits.....0, 9x, last vs. Detroit Mercy (3/17/19)  
Most Hits.....9, 3x, last at Creighton (3/10/18)  
Fewest Runs.....0, 27x, last vs. Detroit Mercy (3/17/19)  
Most Runs.....9, vs. UMKC (3/6/16)  
Fewest Walks.....0, 38x, last vs. Omaha (3/17/19)  
Strikeouts.....9, vs. Belmont (4/29/18)

## 20 LEAHA WININGER

2019 Season-Highs

At-Bats.....3, vs. Coppin State (3/2)  
Runs .....1, 2x, last vs. UMKC (3/8)  
Hits .....-  
Doubles.....-  
Triples .....-  
Home Runs .....-  
RBI.....-  
Stolen Bases.....1, vs. Coppin State (3/2)

# YOUR REDHAWKS

## SEASON/CAREER STATISTICS



2019 Southeast Missouri Softball  
Individual Season/Career Summary for Southeast Missouri (as of Mar 18, 2019)  
(All games Sorted by Batting avg)



Record: 22-7 Home: 1-0 Away: 6-2 Neutral: 15-5 OVC: 0-0

Player	SEASON													CAREER												
	Avg	G-GS	AB	R	H	2B	3B	HR	RBI	BB	Hbp	SO	Sb-Att	Avg	G-GS	AB	R	H	2B	3B	HR	RBI	BB	Hbp	SO	Sb-Att
2 ANDERSON, Rachel	.478	29-29	90	28	43	5	7	6	31	15	1	9	11-14	.412	132-132	393	99	162	26	21	14	90	60	5	50	38-53
26 ELLIS, Ashley	.427	29-29	82	16	35	5	1	8	32	8	0	12	1-1	.274	129-129	347	39	95	18	4	17	73	37	4	82	5-5
7 ARELLANES, Mykaela	.391	29-29	87	31	34	1	1	4	15	16	2	16	10-11	.350	121-121	374	95	131	18	7	9	54	59	4	62	35-40
12 BARNOUSKI, Addison	.385	29-29	78	18	30	5	0	5	23	8	2	12	0-0	.302	120-102	291	58	88	17	2	15	64	22	4	60	11-11
4 GALLO, Claudia	.305	25-25	59	9	18	4	1	2	7	4	8	8	6-7	.278	102-66	176	27	49	7	5	4	24	10	18	37	10-12
24 DONALD, Rachael	.295	23-18	44	5	13	3	0	0	5	6	1	11	0-0	.233	40-20	60	8	14	3	0	0	8	7	2	15	1-1
21 PENA, Chelsy	.275	23-10	40	7	11	4	0	0	8	2	0	6	2-3	.275	23-10	40	7	11	4	0	0	8	2	0	6	2-3
3 MESSEX, Sarah	.256	29-29	82	20	21	5	1	4	12	12	5	16	3-4	.245	181-181	453	83	111	20	3	15	81	68	19	107	22-31
17 RHEINECKER, Brooke	.237	20-13	38	7	9	0	0	0	3	2	0	3	4-5	.279	113-75	215	37	60	1	0	0	12	5	1	21	22-28
14 ANDERSON, Kaylee	.216	19-11	37	7	8	1	1	0	4	1	1	5	1-2	.164	36-14	55	9	9	1	1	0	4	2	1	10	1-2
8 BANDY, Parker	.190	25-25	63	11	12	2	2	1	12	5	0	16	2-2	.269	125-124	327	53	88	18	7	5	54	39	4	70	10-12
27 GRIFFIN, Anna	.176	13-3	17	2	3	1	0	2	2	4	0	4	0-0	.176	13-3	17	2	3	1	0	2	2	4	0	4	0-0
22 HARRIS, Madison	.167	19-5	24	4	4	0	1	0	2	2	0	3	2-2	.232	104-31	142	32	33	2	1	1	17	16	0	20	8-10
10 EMERT, Ashley	.091	12-4	11	1	1	0	0	0	0	1	0	5	0-0	.091	12-4	11	1	1	0	0	0	0	1	0	5	0-0
1 PIERCE, Payton	.250	8-0	4	1	1	1	0	0	0	0	0	1	1-2	.331	80-0	239	52	79	13	1	3	22	32	6	47	24-33
11 MARTON, Danina	.222	13-1	9	3	2	1	0	0	1	1	0	2	0-1	.273	16-1	11	3	3	1	0	0	1	1	0	2	0-1
16 CONWAY, Randi Dae	.200	10-1	5	4	1	0	0	0	0	0	0	1	0-0	.203	66-22	59	23	12	1	0	0	2	2	1	17	3-5
20 WININGER, Leah	.000	9-0	7	2	0	0	0	0	0	1	0	1	1-2	.000	9-0	7	2	0	0	0	0	0	1	0	1	1-2
18 LONG, Mackenzie	.000	19-0	5	7	0	0	0	0	0	0	0	1	2-2	.091	69-3	22	16	2	0	0	0	0	2	1	9	5-5
6 DAVID, Marisa	.000	1-0	0	0	0	0	0	0	0	0	0	0	0-0	.244	42-29	78	12	19	1	0	0	9	8	1	17	10-11
9 ROOK, Rachel	.000	1-1	0	0	0	0	0	0	0	0	0	0	0-0	.000	1-1	0	0	0	0	0	0	0	0	0	0	0-0
Totals	.315	29-29	782	183	246	38	15	32	157	88	20	132	46-58													
Opponents	.255	29-29	714	97	182	29	1	14	91	82	11	162	18-24													

(All games Sorted by Earned run avg)

Player	SEASON													CAREER												
	ERA	W-L	App	GS	CG	Sho	Sv	IP	H	R	ER	BB	SO	ERA	W-L	App	GS	CG	Sho	Sv	IP	H	R	ER	BB	SO
5 ESTES, Alexis	1.73	6-1	11	9	0	0	1	36.1	25	12	9	20	21	3.81	15-12	58	31	3	0	3	167.1	175	114	91	77	105
15 THOGMARTIN, Haley	2.13	9-3	20	11	3	1	1	72.1	67	33	22	19	68	3.16	31-22	89	52	12	4	2	305.2	328	178	138	84	205
9 ROOK, Rachel	2.86	6-2	17	7	1	1	2	44.0	42	19	18	17	48	2.96	11-7	43	10	1	1	6	92.1	76	42	39	41	102
6 DAVID, Marisa	5.16	0-1	12	1	0	0	0	19.0	23	16	14	13	17	5.16	0-1	12	1	0	0	0	19.0	23	16	14	13	17
14 ANDERSON, Kaylee	6.35	1-0	9	1	0	0	1	14.1	25	17	13	13	8	6.00	1-0	12	1	0	0	1	18.2	30	20	16	14	9

Player	CH	PO	A	E	Fld%	SBA	CSB	SBA%	PB	CI	Ch	PO	A	E	Fld%	SBA	CSB	SBA%	PB	CI
21 PENA, Chelsy	42	39	3	0	1.000	2	2	.500	0	0	42	39	3	0	1.000	2	2	.500	0	0
7 ARELLANES, Mykaela	30	29	1	0	1.000	0	0	---	0	0	141	132	4	5	.965	0	0	---	0	0
5 ESTES, Alexis	12	3	9	0	1.000	0	2	.000	0	0	52	7	44	1	.981	13	7	.650	0	0
22 HARRIS, Madison	8	5	3	0	1.000	0	0	---	0	0	18	9	8	1	.944	0	0	---	0	0
20 WININGER, Leah	4	3	1	0	1.000	0	0	---	0	0	4	3	1	0	1.000	0	0	---	0	0
17 RHEINECKER, Brooke	3	3	0	0	1.000	0	0	---	0	0	40	36	1	3	.925	0	0	---	0	0
9 ROOK, Rachel	2	1	1	0	1.000	5	3	.625	0	0	12	3	9	0	1.000	8	6	.571	0	0
11 MARTON, Danina	1	1	0	0	1.000	0	0	---	0	0	1	1	0	0	1.000	0	0	---	0	0
24 DONALD, Rachael	118	110	6	2	.983	12	4	.750	2	0	143	131	10	2	.986	13	5	.722	2	0
2 ANDERSON, Rachel	59	53	5	1	.983	0	0	---	0	0	236	214	19	3	.987	0	0	---	0	0
4 GALLO, Claudia	45	44	0	1	.978	0	0	---	0	0	117	110	5	2	.983	0	0	---	0	0
3 MESSEX, Sarah	81	37	42	2	.975	0	0	---	0	0	617	268	310	39	.937	3	0	1.000	0	0
26 ELLIS, Ashley	145	134	7	4	.972	0	0	---	0	0	818	775	31	12	.985	0	0	---	0	0
10 EMERT, Ashley	36	31	4	1	.972	4	0	1.000	1	0	36	31	4	1	.972	4	0	1.000	1	0
12 BARNOUSKI, Addison	69	24	40	5	.928	0	0	---	0	0	224	64	143	17	.924	1	0	1.000	0	0
8 BANDY, Parker	54	24	24	6	.889	0	0	---	0	0	383	200	159	24	.937	0	0	---	0	0
14 ANDERSON, Kaylee	15	8	5	2	.867	1	1	.500	0	0	29	16	11	2	.931	2	2	.500	0	0
6 DAVID, Marisa	6	2	3	1	.833	6	0	1.000	0	0	152	71	65	16	.895	6	0	1.000	0	0
27 GRIFFIN, Anna	8	5	1	2	.750	0	0	---	0	0	8	5	1	2	.750	0	0	---	0	0
15 THOGMARTIN, Haley	7	2	3	2	.714	6	0	1.000	0	0	53	13	35	5	.906	30	6	.833	0	0
18 LONG, Mackenzie	0	0	0	0	.000	0	0	---	0	0	7	4	3	0	1.000	0	0	---	0	0
16 CONWAY, Randi Dae	0	0	0	0	.000	0	0	---	0	0	39	23	13	3	.923	0	0	---	0	0
1 PIERCE, Payton	0	0	0	0	.000	0	0	---	0	0	146	133	5	8	.945	0	0	---	0	0
Totals	745	558	158	29	.961	18	6	.750	3	0										
Opponents	794	548	200	46	.942	46	12	.793	4	1										

# YOUR REDHAWKS

## GAME-BY-GAME HITTING

Opponent	AB	R	H	RBI	2B	3B	HR	BB	IBB	SB	CS	HBP	SAC	SF	GDP	K	PO	A	E	Avg
Southeast Missouri	32	7	12	7	1	1	0	4	0	3	0	0	0	0	0	1	21	4	1	.375
South Dakota State	29	3	7	3	1	0	1	6	0	0	0	1	0	0	0	5	21	9	1	.241
Southeast Missouri	29	5	8	5	3	1	0	3	0	0	0	1	0	0	0	2	21	3	3	.328
Northern Iowa	28	1	5	1	0	0	0	3	0	1	0	1	0	0	0	5	21	11	0	.211
Southeast Missouri	28	16	13	13	0	1	2	9	0	2	0	1	0	0	0	2	15	3	0	.371
Northern Iowa	18	0	4	0	1	0	0	1	0	0	0	0	0	0	0	4	15	6	4	.213
Southeast Missouri	28	7	12	7	2	2	0	3	0	3	1	0	0	0	0	6	21	7	1	.385
Toledo	25	5	6	5	0	0	2	6	0	1	0	1	0	1	0	4	18	6	1	.220
Southeast Missouri	24	1	4	1	1	0	1	1	0	0	1	1	0	0	0	13	21	3	0	.348
Drake	29	6	9	6	0	1	0	4	0	3	0	0	0	1	0	9	21	2	0	.240
Southeast Missouri	14	0	1	0	0	0	0	1	0	0	0	0	1	0	0	2	13	1	2	.323
Wichita State	21	8	9	8	4	0	1	2	0	1	0	0	1	1	0	0	15	4	0	.267
Southeast Missouri	28	10	14	9	0	1	4	2	0	2	0	0	0	0	0	1	15	3	0	.350
Abilene Christian	18	2	4	2	0	0	1	2	0	0	0	0	1	0	0	7	5	2	4	.262
Southeast Missouri	21	3	5	3	3	0	0	1	0	0	0	1	0	0	0	7	14	3	2	.338
Louisiana Tech	26	11	13	11	4	0	0	5	0	3	0	1	1	0	0	8	15	4	1	.294
Southeast Missouri	28	8	10	8	0	1	2	5	0	3	0	0	1	0	0	3	18	2	1	.341
Fairleigh Dickinson	19	0	2	0	0	0	0	3	0	0	0	0	1	0	0	9	18	7	1	.277
Southeast Missouri	29	7	8	3	1	1	1	3	0	4	0	0	0	0	0	1	21	6	1	.333
Mississippi Valley State	25	0	4	0	0	0	0	1	0	0	0	0	1	0	0	9	18	10	4	.265
Southeast Missouri	25	1	4	1	0	0	0	0	0	0	1	0	0	0	0	13	18	4	2	.318
Arkansas	29	7	10	7	1	0	2	3	0	0	0	0	0	1	0	4	21	7	1	.273
Southeast Missouri	27	2	5	2	0	1	0	7	0	3	0	1	0	0	1	10	21	4	4	.307
Drake	29	6	8	6	2	0	0	5	0	2	0	0	1	0	0	4	21	2	2	.274
Southeast Missouri	31	6	10	6	1	0	2	1	0	0	0	0	0	0	0	8	21	4	1	.308
Arkansas	27	1	7	1	0	0	0	5	0	0	0	1	0	0	1	2	21	7	1	.272
Southeast Missouri	29	5	7	5	2	0	2	1	0	2	1	0	0	0	0	7	18	6	2	.303
Drake	23	7	7	6	0	0	0	8	0	2	1	0	2	0	0	4	21	5	2	.275
Southeast Missouri	24	5	3	5	1	0	1	1	0	2	0	0	0	0	0	2	21	6	3	.292
IUPUI	27	3	6	2	0	0	0	3	0	2	0	0	0	1	0	3	18	4	3	.271
Southeast Missouri	25	8	8	6	3	0	1	1	0	5	0	1	0	1	0	2	18	5	1	.299
UL-Monroe	19	0	2	0	1	0	0	3	0	0	2	0	1	0	0	10	6	2	5	.263
Southeast Missouri	34	11	14	9	3	1	3	1	0	0	1	0	0	0	0	5	21	4	2	.308
Central Arkansas	28	7	7	6	1	0	0	3	0	1	0	1	0	0	0	6	21	7	2	.262
Southeast Missouri	31	11	10	8	3	1	0	6	0	3	1	0	0	0	0	3	21	7	1	.309
Coppin State	27	5	8	4	1	0	0	3	0	0	0	1	0	1	1	8	21	12	2	.264
Southeast Missouri	29	4	9	4	1	0	0	3	0	0	0	1	0	0	1	4	18	8	2	.309
Missouri State	31	7	13	6	2	0	1	0	0	1	0	1	0	0	0	6	21	10	2	.274
Southeast Missouri	29	8	9	6	1	0	2	10	0	3	0	1	0	0	0	4	21	10	0	.309
UMKC	25	2	4	2	0	0	0	1	0	1	0	0	0	0	0	6	21	5	0	.268
Southeast Missouri	28	2	8	2	3	0	0	3	0	1	0	3	0	0	1	3	21	6	0	.308
Kansas	23	0	4	0	2	0	0	0	0	0	0	2	1	0	0	2	21	8	1	.264
Southeast Missouri	25	8	8	7	3	0	0	4	0	2	1	0	0	0	0	6	21	7	0	.308
UMKC	25	2	5	2	3	0	1	2	0	0	0	0	1	0	0	13	18	8	2	.261
Southeast Missouri	30	6	9	5	1	0	1	5	0	1	1	1	0	0	0	9	21	8	1	.308
Maine	23	2	3	2	0	0	0	3	0	0	0	0	0	1	1	8	21	10	3	.256
Southeast Missouri	25	2	5	1	0	0	0	2	0	3	0	4	1	0	0	5	21	7	0	.304
Kansas	27	1	6	1	1	0	0	1	0	0	1	0	0	0	0	3	21	4	1	.255
Southeast Missouri	24	5	9	4	1	1	1	1	0	1	0	2	2	1	0	4	21	6	0	.306
Missouri State	26	2	7	2	1	0	1	2	0	0	1	0	0	1	0	5	18	7	1	.255
Southeast Missouri	29	14	14	13	1	0	6	3	0	1	1	0	0	0	0	2	15	8	0	.313
Northern Illinois	18	4	7	3	0	0	1	4	0	0	1	0	2	0	0	2	15	8	1	.259
Southeast Missouri	31	9	13	7	1	2	1	2	0	2	2	0	0	0	1	3	21	8	0	.318
Omaha	27	4	7	4	3	0	2	2	0	0	0	1	0	0	0	5	21	13	0	.259
Southeast Missouri	27	9	10	8	1	1	1	3	0	1	1	1	1	2	0	3	18	8	0	.320
Detroit Mercy	18	0	3	0	0	0	0	1	0	0	0	0	0	0	1	5	18	9	4	.257
Southeast Missouri	19	3	2	1	0	0	1	2	0	0	0	1	0	0	1	1	21	7	0	.315
Omaha	24	1	5	1	1	0	1	0	0	0	0	0	1	0	0	6	18	5	2	.255
Southeast Missouri																				
Southern Illinois																				

# YOUR REDHAWKS

## GAME-BY-GAME HITTING

Southeast Missouri

Tennessee State

Southeast Missouri

Tennessee State

Southeast Missouri

Belmont

Southeast Missouri

Belmont

Southeast Missouri

Morehead State

Southeast Missouri

Morehead State

Southeast Missouri

Eastern Kentucky

Southeast Missouri

Eastern Kentucky

Southeast Missouri

SIU Edwardsville

Southeast Missouri

SIU Edwardsville

Southeast Missouri

UT Martin

Southeast Missouri

UT Martin

Southeast Missouri

Austin Peay

Southeast Missouri

Austin Peay

Southeast Missouri

Murray State

Southeast Missouri

Murray State

Southeast Missouri

Eastern Illinois

Southeast Missouri

Eastern Illinois

Southeast Missouri

Missouri

Southeast Missouri

Missouri

Southeast Missouri

Tennessee Tech

Southeast Missouri

Tennessee Tech

Southeast Missouri

Jacksonville State

Southeast Missouri

Jacksonville State

# YOUR REDHAWKS

## GAME-BY-GAME PITCHING

Opponent	IP	H	R	ER	BB	SO	2B	3B	HR	WP	BK	HBP	DP	IBB	Score	W-L	SV	ERA
Southeast Missouri	7.0	7	3	3	6	5	1	0	1	0	0	1	0	0	7-3	1-0	0	3.86
South Dakota State	7.0	12	7	7	4	1	1	1	0	1	0	0	0	0	3-7	0-1	0	9.00
Southeast Missouri	7.0	5	1	1	3	5	0	0	0	1	0	1	0	0	5-1	2-0	0	2.57
Northern Iowa	7.0	8	5	5	3	2	3	1	0	1	0	1	0	0	1-5	0-2	0	7.71
Southeast Missouri	5.0	4	0	0	1	4	1	0	0	0	0	0	1	0	16-0	3-0	0	1.89
Northern Iowa	5.0	13	16	8	9	2	0	1	2	1	0	1	0	0	0-16	0-3	0	9.47
Southeast Missouri	7.0	6	5	5	6	4	0	0	2	2	0	1	1	0	7-5	4-0	1	3.12
Toledo	6.0	12	7	7	3	6	2	2	0	1	0	0	0	0	5-7	0-4	0	9.72
Southeast Missouri	7.0	9	6	6	4	9	0	1	0	0	0	0	0	0	1-6	4-1	1	4.09
Drake	7.0	4	1	1	1	13	1	0	1	1	0	1	0	0	6-1	1-4	0	7.88
Southeast Missouri	4.1	9	8	6	2	0	4	0	1	0	0	0	0	0	0-8	4-2	1	5.06
Wichita State	5.0	1	0	0	1	2	0	0	0	0	0	0	1	0	8-0	2-4	0	6.81
Southeast Missouri	5.0	4	2	2	2	7	0	0	1	0	0	0	0	0	10-2	5-2	1	4.89
Abilene Christian	4.1	14	10	10	2	1	0	1	4	0	1	0	0	0	2-10	2-5	0	8.27
Southeast Missouri	4.2	13	11	9	5	8	4	0	0	1	0	1	0	0	3-11	5-3	1	6.13
Louisiana Tech	5.0	5	3	0	1	7	3	0	0	0	0	1	0	0	11-3	3-5	0	7.38
Southeast Missouri	6.0	2	0	0	3	9	0	0	0	1	0	0	1	0	8-0	6-3	1	5.43
Fairleigh Dickinson	6.0	10	8	8	5	3	0	1	2	0	0	0	0	0	0-8	3-6	0	7.91
Southeast Missouri	7.0	4	0	0	1	9	0	0	0	0	0	0	0	0	7-0	7-3	1	4.80
Mississippi Valley State	6.0	8	7	3	3	1	1	1	1	0	0	0	0	0	0-7	3-7	0	7.56
Southeast Missouri	6.0	10	7	3	3	4	1	0	2	0	0	0	0	0	1-7	7-4	1	3.71
Arkansas	7.0	4	1	0	0	13	0	0	0	1	0	0	0	0	7-1	4-7	0	5.25
Southeast Missouri	7.0	8	6	3	5	4	2	0	0	0	0	0	0	0	2-6	7-5	1	3.64
Drake	7.0	5	2	2	7	10	0	1	0	1	0	1	1	0	6-2	5-7	0	4.94
Southeast Missouri	7.0	7	1	1	5	2	0	0	0	1	0	1	1	0	6-1	8-5	2	3.41
Arkansas	7.0	10	6	5	1	8	1	0	2	0	0	0	0	0	1-6	5-8	0	4.94
Southeast Missouri	6.0	7	7	3	8	4	0	0	0	0	0	0	0	0	5-7	8-6	2	3.42
Drake	7.0	7	5	5	1	7	2	0	2	0	0	0	0	0	7-5	6-8	1	4.95
Southeast Missouri	7.0	6	3	1	3	3	0	0	0	1	0	0	1	0	5-3	9-6	2	3.24
IUPUI	6.0	3	5	1	1	2	1	0	1	0	0	0	1	0	3-5	6-9	1	4.70
Southeast Missouri	6.0	2	0	0	3	10	1	0	0	1	0	0	0	0	8-0	10-6	2	3.04
UL-Monroe	5.2	8	8	6	1	2	3	0	1	0	0	1	0	0	0-8	6-10	1	4.87
Southeast Missouri	7.0	7	7	6	3	6	1	0	0	0	0	1	0	0	11-7	11-6	2	3.24
Central Arkansas	7.0	14	11	10	1	5	3	1	3	2	0	0	0	0	7-11	6-11	1	5.22
Southeast Missouri	7.0	8	5	5	3	8	1	0	0	0	0	1	2	0	11-5	12-6	2	3.35
Coppin State	7.0	10	11	9	6	3	3	1	0	2	0	0	0	0	5-11	6-12	1	5.45
Southeast Missouri	6.0	13	7	4	0	6	2	0	1	0	0	1	0	0	4-7	12-7	2	3.41
Missouri State	7.0	9	4	3	3	4	1	0	0	0	0	1	2	0	7-4	7-12	2	5.31
Southeast Missouri	7.0	4	2	2	1	6	0	0	0	0	0	0	0	0	8-2	13-7	2	3.33
UMKC	7.0	9	8	8	10	4	1	0	2	3	0	1	0	0	2-8	7-13	2	5.46
Southeast Missouri	7.0	4	0	0	0	2	2	0	0	1	0	2	1	0	2-0	14-7	2	3.16
Kansas	7.0	8	2	2	3	3	3	0	0	0	0	3	2	0	0-2	7-14	2	5.28
Southeast Missouri	7.0	5	2	2	2	13	3	0	1	1	0	0	0	0	8-2	15-7	3	3.10
UMKC	6.0	8	8	6	4	6	3	0	0	0	0	0	1	0	2-8	7-15	2	5.35
Southeast Missouri	7.0	3	2	2	3	8	0	0	0	0	0	0	1	0	6-2	16-7	3	3.05
Maine	7.0	9	6	6	5	9	1	0	1	1	0	1	0	0	2-6	7-16	2	5.38
Southeast Missouri	7.0	6	1	1	1	3	1	0	0	0	0	0	0	0	2-1	17-7	3	2.95
Kansas	7.0	5	2	2	2	5	0	0	0	0	0	4	0	0	1-2	7-17	2	5.23
Southeast Missouri	7.0	7	2	2	2	5	1	0	1	0	0	0	0	0	5-2	18-7	4	2.91
Missouri State	6.0	9	5	4	1	4	1	1	1	0	0	2	1	0	2-5	7-18	2	5.21
Southeast Missouri	5.0	7	4	4	4	2	0	0	1	0	0	0	0	0	14-4	19-7	4	2.99
Northern Illinois	5.0	14	14	13	3	2	1	0	6	1	0	0	0	0	4-14	7-19	2	5.60
Southeast Missouri	7.0	7	4	4	2	5	3	0	2	1	0	1	1	0	9-4	20-7	4	3.03
Omaha	7.0	13	9	9	2	3	1	2	1	2	0	0	1	0	4-9	7-20	2	5.74
Southeast Missouri	6.0	3	0	0	1	5	0	0	0	0	0	0	1	0	9-0	21-7	4	2.93
Detroit Mercy	6.0	10	9	6	3	3	1	1	1	0	0	1	0	0	0-9	7-21	2	5.78
Southeast Missouri	7.0	5	1	1	0	6	1	0	1	1	0	0	1	0	3-1	22-7	5	2.86
Omaha	6.0	2	3	1	2	1	0	0	1	0	0	1	1	0	1-3	7-22	2	5.63
Southeast Missouri																		
Southern Illinois																		

# YOUR REDHAWKS

## GAME-BY-GAME PITCHING

Southeast Missouri

Tennessee State

Southeast Missouri

Belmont

Southeast Missouri

Belmont

Southeast Missouri

Morehead State

Southeast Missouri

Morehead State

Southeast Missouri

Eastern Kentucky

Southeast Missouri

Eastern Kentucky

Southeast Missouri

SIU Edwardsville

Southeast Missouri

SIU Edwardsville

Southeast Missouri

UT Martin

Southeast Missouri

UT Martin

Southeast Missouri

Austin Peay

Southeast Missouri

Austin Peay

Southeast Missouri

Murray State

Southeast Missouri

Murray State

Southeast Missouri

Eastern Illinois

Southeast Missouri

Eastern Illinois

Southeast Missouri

Missouri

Southeast Missouri

Missouri

Southeast Missouri

Tennessee Tech

Southeast Missouri

Tennessee Tech

Southeast Missouri

Jacksonville State

Southeast Missouri

Jacksonville State

# YOUR REDHAWKS

## GAME-BY-GAME LINEUPS

Opponent	P	C	1B	2B	3B	SS	LF	CF	RF	DP
South Dakota State	Thogmartin	Donald	Ellis	Bandy	Barnouski	Messex	Gallo	R. Anderson	Arellanes	Rheinecker
Northern Iowa	Estes	Emert	Ellis	Bandy	Barnouski	Messex	Gallo	R. Anderson	Arellanes	Harris
Northern Iowa	Thogmartin	Donald	Ellis	Bandy	Barnouski	Messex	Gallo	R. Anderson	Arellanes	Rheinecker
Toledo	Estes	Pena	Ellis	Bandy	Barnouski	Messex	Gallo	R. Anderson	Arellanes	K. Anderson
Drake	Thogmartin	Pena	Ellis	Bandy	Barnouski	Messex	Gallo	R. Anderson	Arellanes	Rheinecker
Wichita State	Estes	Donald	Ellis	Bandy	Barnouski	Messex	Gallo	R. Anderson	Arellanes	Rheinecker
Abilene Christian	Thogmartin	Emert	Ellis	Bandy	Barnouski	Messex	Gallo	R. Anderson	Arellanes	K. Anderson
Louisiana Tech	Rook	Donald	Ellis	Bandy	Barnouski	Messex	Gallo	R. Anderson	Arellanes	Conway
Fairleigh Dickinson	Estes	Emert	Ellis	Bandy	Barnouski	Messex	Gallo	R. Anderson	Arellanes	Harris
Mississippi Valley State	Thogmartin	Donald	Ellis	Bandy	Barnouski	Messex	Gallo	R. Anderson	Arellanes	Rheinecker
Arkansas	Rook	Donald	Ellis	Bandy	Barnouski	Messex	Gallo	R. Anderson	Arellanes	Rheinecker
Drake	Thogmartin	Donald	Ellis	Bandy	Barnouski	Messex	Gallo	R. Anderson	Arellanes	K. Anderson
Arkansas	Rook	Donald	Ellis	Bandy	Barnouski	Messex	Gallo	R. Anderson	Arellanes	K. Anderson
Drake	Estes	Donald	Ellis	Bandy	Barnouski	Messex	Gallo	R. Anderson	Arellanes	K. Anderson
IUPUI	Thogmartin	Emert	Ellis	Harris	Barnouski	Messex	Gallo	R. Anderson	Arellanes	Rheinecker
UL Monroe	Rook	Pena	Ellis	K. Anderson	Barnouski	Messex	Gallo	R. Anderson	Arellanes	Bandy
Central Arkansas	Davis	Donald	Ellis	Bandy	Barnouski	Messex	Rheinecker	R. Anderson	Arellanes	Griffin
Coppin State	K. Anderson	Pena	Ellis	Harris	Barnouski	Messex	Rheinecker	R. Anderson	Arellanes	Griffin
Missouri State	Rook	Donald	Ellis	Bandy	Barnouski	Messex	Rheinecker	R. Anderson	Arellanes	K. Anderson
UMKC	Thogmartin	Donald	Ellis	Bandy	Barnouski	Messex	Gallo	R. Anderson	Arellanes	Pena
Kansas	Rook	Pena	Ellis	Bandy	Barnouski	Messex	Gallo	R. Anderson	Arellanes	K. Anderson
UMKC	Estes	Donald	Ellis	Bandy	Barnouski	Messex	Marton	R. Anderson	Arellanes	Pena
Maine	Estes	Donald	Ellis	Bandy	Barnouski	Messex	Gallo	R. Anderson	Arellanes	K. Anderson
Kansas	Thogmartin	Donald	Ellis	Bandy	Barnouski	Messex	Gallo	R. Anderson	Arellanes	Rheinecker
Missouri State	Estes	Donald	Ellis	Bandy	Barnouski	Messex	Gallo	R. Anderson	Arellanes	Pena
Northern Illinois	Rook	Donald	Ellis	Bandy	Barnouski	Messex	Gallo	R. Anderson	Arellanes	Rheinecker
Omaha	Estes	Pena	Ellis	K. Anderson	Barnouski	Messex	Gallo	R. Anderson	Arellanes	Griffin
Detroit Mercy	Estes	Donald	Ellis	Bandy	Barnouski	Messex	Gallo	R. Anderson	Arellanes	K. Anderson
Omaha	Thogmartin	Pena	Ellis	Harris	Barnouski	Messex	Gallo	R. Anderson	Arellanes	Rheinecker
Southern Illinois										
Tennessee State										
Tennessee State										
Belmont										
Belmont										
Morehead State										
Morehead State										
Eastern Kentucky										
Eastern Kentucky										
SIU Edwardsville										
SIU Edwardsville										
UT Martin										
UT Martin										
Austin Peay										
Austin Peay										
Murray State										
Murray State										
Eastern Illinois										
Eastern Illinois										
Missouri										
Missouri										
Tennessee Tech										
Tennessee Tech										
Jacksonville State										
Jacksonville State										

# YOUR REDHAWKS

## 2019 STATISTICS

### HITTING GAME HIGHS

At bats:	34
Runs scored:	16
Hits:	14
RBIs:	13
Doubles:	3
Triples:	2
Home runs:	6
Total bases:	33
Walks:	10
Strikeouts:	13
Sac hits:	2
Sac flies:	2
Stolen bases:	5
Hit by pitch:	4
Caught stealing:	2
Runners LOB:	12
Hit into DP:	2

### FIELDING GAME HIGHS

Putouts:	21
Assists:	10
Errors:	3
Passed balls:	1
DPs turned:	2

### PITCHING GAME HIGHS

Innings pitched:	7.0
Runs allowed:	11
Earned runs:	9
Walks allowed:	8
Strikeouts:	13
Hits allowed:	13
Doubles allowed:	4
Triples allowed:	1
Homers allowed:	2
Wild pitches:	2
Hit batters:	2

### INDIVIDUAL HITTING GAME HIGHS

At bats:	5
Runs scored:	4
Hits:	3
RBIs:	4
Doubles:	2
Triples:	1
Home runs:	2
Total bases:	9
Walks:	3
Strikeouts:	3
Sac hits:	1
Sac flies:	1
Stolen bases:	3
Hit by pitch:	2
Caught stealing:	1
Runners LOB:	5

### INDIVIDUAL FIELDING GAME HIGHS

Putouts:	13
Assists:	5
Errors:	3
Passed balls:	1

### INDIVIDUAL PITCHING GAME HIGHS

Innings pitched:	7.0
Runs allowed:	7
Earned runs:	6
Walks allowed:	4
Strikeouts:	9
Hits allowed:	8
Doubles allowed:	2
Triples allowed:	1
Homers allowed:	2
Wild pitches:	2
Hit batters:	2

at Central Arkansas (03-01-19)
at UNI (02-09-19)
(3 games)
(2 games)
(7 games)
(2 games)
vs Northern Illinois (03-16-19 at St. Louis, Mo.)
vs Northern Illinois (03-16-19 at St. Louis, Mo.)
vs UMKC (03-08-19 at Lawrence, Kan.)
(2 games)
vs Missouri State (03-14-19)
vs Detroit Mercy (03-17-19 at St. Louis, Mo.)
vs Louisiana-Monroe (03-01-19 at Conway, Ark.)
at Kansas (03-10-19)
vs Omaha (Mar 16, 2019 at St. Louis, Mo.)
vs Drake (02-22-19 at Fayetteville, Ark.)
(2 games)

(18 games)
vs UMKC (03-08-19 at Lawrence, Kan.)
(3 games)
(3 games)
vs Coppin State (03-02-19 at Conway, Ark.)

(18 games)
at Louisiana Tech (02-16-19)
at Louisiana Tech (02-16-19)
vs Drake (02-23-19 at Fayetteville, Ark.)
vs UMKC (03-09-19 at Lawrence, Kan.)
(2 games)
(2 games)
vs Drake (02-10-19 at Cedar Falls, Iowa)
(3 games)
vs Toledo (02-09-19 at Cedar Falls, Iowa)
at Kansas (03-08-19)

ANDERSON, Rachel at UNI (02-09-19)
MESSEX, Sarah vs Northern Illinois (03-16-19)
(13 games)
(4 games)
PENA, Chelsy vs Coppin State (03-02-19)
(15 games)
(2 games)
(2 games)
ARELLANES, Mykaela at UNI (02-09-19)
(3 games)
(7 games)
(4 games)
ANDERSON, Rachel vs UMKC (03-08-19)
(3 games)
(12 games)
ARELLANES, Mykaela at Kansas (03-08-19)

DONALD, Rachael vs UMKC (03-09-19)
MESSEX, Sarah vs UMKC (03-08-19)
BARNOUSKI, Addison at UNI (02-08-19)
(3 games)

(2 games)
ANDERSON, Kaylee at Louisiana Tech (02-16-19)
THOGMARTIN, Haley vs Drake (02-10-19)
(3 games)
ROOK, Rachel vs Louisiana-Monroe (03-01-19)
(3 games)
(8 games)
THOGMARTIN, Haley vs Drake (02-10-19)
(3 games)
ROOK, Rachel vs Toledo (02-09-19)
ROOK, Rachel at Kansas (03-08-19)

### SOUTHEAST MISSOURI'S RECORD

Overall:	22-7
At Home:	1-0
On the Road:	6-2
At Neutral Sites:	15-5
Against Non-OVC Opponents:	22-7
Against OVC Opponents:	0-0
In Home OVC Games:	0-0
In Away OVC Games:	0-0
vs. Ranked Teams:	1-1
In February:	9-6
In March:	13-1
In April:	0-0
In May:	0-0
On Mondays:	0-0
On Tuesdays:	0-0
On Wednesdays:	0-0
On Thursdays:	1-1
On Fridays:	8-2
On Saturdays:	8-3
On Sundays:	5-1
In Day Games:	18-7
In Night Games:	4-0
In Extra Inning Games:	0-0
When Redhawks Score First:	15-1
When Opponents Score First:	7-6
vs. Left-Handed Starter:	3-2
vs. Right-Handed Starter:	19-5
In 1-Run Games:	1-0
In 2-Run Games:	4-1
In 5+ Run Games:	12-4
Shutouts:	6-1
When Leading After Six Innings:	15-0
When Trailing After Six Innings:	1-5
When Tied After Six Innings:	0-0
When Redhawks Starter Goes 6 or more Innings:	2-0
When Redhawks Get 10 or more Hits:	11-0
When Redhawks Outhit Opponents:	19-0
When Redhawks Get Outhit:	3-6
When Hits are Tied:	0-1
When Scoring 0-2 Runs:	2-4
When Scoring 3-5 Runs:	4-3
When Scoring 6-9 Runs:	11-0
When Scoring 10+ Runs:	5-0
When Opponents Score 0-2 Runs:	15-0
When Opponents Score 3-5 Runs:	6-0
When Opponents Score 6-9 Runs:	1-6
When Opponents Score 10+ Runs:	0-1
Without Hitting a Home Run:	7-5
When Hitting 1 Home Run:	8-1
When Hitting 2+ Home Runs:	7-1
Committing 0 Errors:	11-1
Committing 1 Error:	8-0
Committing 2+ Errors:	3-6