

# YOUR REDHAWKS

2019 SOUTHEAST MISSOURI SOFTBALL

GAMES  
25-29



## MISSOURI STATE / BILLIKEN SPRING TOURNAMENT

### Missouri State (14-8) vs. Southeast Missouri (17-7)

**Date**.....Thursday, March 14, 2019

**Location**.....Cape Girardeau, Mo.

**Facility**.....Southeast Softball Complex (600)

**Series History**.....MSU leads, 28-8

**Video/Live Stats**.....ESPN+/GoSoutheast.com

### Billiken Spring Tournament

**Dates**.....Saturday-Sunday, March 16-17, 2019

**Location**.....St. Louis, Mo.

**Facility**.....Billiken Sports Center

**Live Stats**.....SLUBillikens.com

### Strategic Communications

Jeff Honza

Assistant Director of Athletics

**Phone:** (573) 651-2933

**Email:** redhawk1@me.com

### This Week's Schedule

March 14.....Missouri State, 1 p.m.  
March 16.....vs. Northern Illinois, 12 p.m.  
March 16.....vs. Omaha, 6:30 p.m.  
March 17.....vs. Detroit-Mercy, 12 p.m.  
March 17.....vs. Omaha, 2 p.m.

GOSOUTHEAST.COM

#LETSSOAR

## 2019 SCHEDULE/RESULTS

### February (9-6)

8	vs. South Dakota State !	W, 7-3
8	at Northern Iowa !	W, 5-1
9	at Northern Iowa !	W, 16-0 (5)
9	vs. Toledo !	W, 7-5
10	vs. Drake !	L, 1-6
15	vs. Wichita State @	L, 0-8 (5)
15	vs. Abilene Christian @	W, 10-2 (5)
16	at Louisiana Tech @	L, 3-11 (5)
16	vs. Fairleigh Dickinson @	W, 8-0 (6)
17	vs. Mississippi Valley State @	W, 7-0
21	at #12 Arkansas # SEC NETWORK+	L, 1-7
22	vs. Drake #	L, 2-6
22	at #12 Arkansas #	W, 6-1
23	vs. Drake #	L, 5-7
23	vs. IUPUI #	W, 5-3

### March (8-1, 0-0 OVC)

1	vs. UL-Monroe \$	W, 8-0 (6)
1	at Central Arkansas \$	W, 11-7
2	vs. Coppin State \$	W, 11-5
2	vs. Missouri State \$	L, 4-7
5	<b>Loyola-Chicago (DH)</b> ESPN+	<b>Cancelled</b>
8	vs. UMKC %	W, 8-2
8	at Kansas % ESPN+	W, 2-0
9	vs. UMKC %	W, 8-2
10	vs. Maine %	W, 6-2
10	at Kansas %	W, 2-1
14	<b>Missouri State</b> ESPN+	<b>4 p.m.</b>
16	vs. Northern Illinois &	Noon
16	vs. Omaha &	6:30 p.m.
17	vs. Detroit-Mercy &	Noon
17	vs. Omaha &	2 p.m.
20	<b>Southern Illinois</b> ESPN+	<b>3 p.m.</b>
23	at Tennessee State* (DH)	1 p.m.
24	at Belmont* (DH)	1 p.m.
29	<b>Morehead State* (DH)</b> ESPN+	<b>1 p.m.</b>
31	<b>Eastern Kentucky* (DH)</b> ESPN+	<b>1 p.m.</b>

### April (0-0, 0-0 OVC)

6	at SIU Edwardsville* (DH)	1 p.m.
9	at UT Martin* (DH)	4 p.m.
12	<b>Austin Peay* (DH)</b> ESPN+	<b>2 p.m.</b>
14	<b>Murray State* (DH)</b> ESPN+	<b>1 p.m.</b>
17	<b>Saint Louis (DH)</b>	<b>4 p.m.</b>
19	<b>Eastern Illinois* (DH)</b>	<b>2 p.m.</b>
23	at Missouri (DH)	4 p.m.
26	at Tennessee Tech* (DH)	4 p.m.
28	at Jacksonville State* (DH)	1 p.m.

### May (0-0)

8-11 OVC Tournament Oxford, Ala.

! - UNI Dome Classic (Cedar Falls, Iowa); @ - Louisiana Tech Invitational (Ruston, La.); # - Razorback Invitational (Fayetteville, Ark.); UCA Classic (Conway, Ark.); % - Jayhawk Classic (Lawrence, Kan.); & - Billiken Spring Tournament (St. Louis, Mo.)  
• - Denotes Ohio Valley Conference Game  
Home Games in **Bold** All Times Central and Subject to Change

## Spring Break

Southeast Missouri (17-7) plays five games during its spring break this week. The Redhawks host Missouri State in their home-opener Thursday before heading to the Saint Louis Billiken Spring Tournament for four games this weekend.

## Follow the Redhawks

Video for Thursday's home-opener against Missouri State is available at ESPN+. Live stats can be accessed at GoSoutheast.com. Live stats for all of Southeast Missouri's games at the Saint Louis Billiken Spring Tournament are available at SLUBillikens.com.

## Home at Last

After playing its first 24 games outside of Cape Girardeau, Southeast Missouri finally plays at home when it hosts in-state rival Missouri State Thursday. First pitch is set for 4 p.m., CT, at the Southeast Softball Complex. Thursday is Pi Day (3.14). Fifty McDonald's pies, plus 50 more dessert cards will be given to fans.

## Home-Openers

Southeast Missouri is 20-7 all-time in home-openers since moving to the NCAA Division I ranks in 1992. The Redhawks are 3-1 in home-openers under head coach Mark Redburn. SEMO holds an all-time record of 154-139 (.525) at the Southeast Softball Complex since it began playing there in 1999.

## Red-Hot Redhawks

The Redhawks enter the week on a season-long five-game winning streak and winners in 10 of their last 12 contests. At 17-7 overall, Southeast Missouri is off to its best start since 1998 (18-5-1). The Redhawks five-game winning streak is presently the longest in the Ohio Valley Conference. SEMO went 6-2 in true road games and 11-5 in games played at neutral sites during its first 24 matchups.

## Against the Missouri Valley Conference

Southeast Missouri is currently 2-4 against the Missouri Valley Conference this season. The Redhawks beat Northern Iowa twice, went 0-3 against Drake and fell to Missouri State once. Missouri State and SEMO last met at the UCA Classic in Conway, Arkansas on Mar. 2. The Redhawks last loss came at the hands of the Bears in that game by a score of 7-4. SEMO has each of the top four teams in this year's MVC Preseason Softball Poll on its schedule, including Drake (1st), Southern Illinois (2nd), Northern Iowa (3rd) and Missouri State (4th).

## Series History

Missouri State leads its all-time series against Southeast Missouri, 28-8. MSU won 10 of the last 13 meetings between these teams. The Redhawks are a combined 5-3 against the

## THIS IS SEMO

**Southeast Missouri** or **SEMO** is the preferred reference for Southeast Missouri State University athletic teams. Southeastern Missouri State is not an acceptable reference.



# YOUR REDHAWKS

## 2019 SOFTBALL NOTES / MISSOURI STATE / BILLIKEN SPRING TOURNAMENT

teams they face at the Saint Louis Billiken Spring Tournament this weekend -- 1-1 vs. Northern Illinois; 1-1 vs. Omaha; 3-1 vs. Detroit-Mercy.

### Jayhawk Classic Champions

Southeast Missouri won the Jayhawk Classic with a perfect 5-0 record in Lawrence, Kansas on Mar. 8-10. The Redhawks beat Big 12 Conference member and tournament host Kansas twice on their home field. SEMO's 2-0 win over the Jayhawks on Mar. 8 marked the third time Kansas was shutout this year. The Redhawks outscored their opponents, 26-7, and had 10 stolen bases in five games at the Jayhawk Classic.

### What a Weekend

First baseman Ashley Ellis had a huge weekend hitting .563 with four runs scored, a double, two home runs and five RBI at the Jayhawk Classic (Mar. 8-10). A native of Arnold, Missouri, Ellis had multiple hits in four of five starts in the tournament. She began the tournament with home runs in consecutive at-bats and finished at 3-for-4 vs. UMKC (Mar. 8). Ellis scored a run and had two hits in SEMO's 2-0 shutout victory over Kansas (Mar. 8). She then collected four more hits in two victories, including another win over the Jayhawks. Ellis also boasted a 1.000 slugging percentage and .650 on-base percentage for the weekend.

### Closing In

Senior pitcher Haley Thogmartin is five strikeouts away from getting 200 in her Southeast Missouri career. Thogmartin has 195 strikeouts in 295.2 innings over 85 appearances and 51 starts in her career.

### 100 Strikeouts

Alexis Estes reached 100 strikeouts in her career when she finished with four Ks in a win over Maine (Mar. 10). Estes went 1-0 with a save and tossed 8.1 scoreless inning with nine strikeouts in two appearances and one start at the Jayhawk Classic (Mar. 8-10).

### Rook is Next

Sophomore Rachel Rook is the next Southeast Missouri pitcher in position to get 100 strikeouts in her career. Rook enters the week with 99 strikeouts in 86.1 innings during her career. Three of her five wins have been against Power Five schools this season -- 2 vs. Kansas; 1 vs. then-#12 Arkansas. Rook also pitched the first complete game shutout of her career in a 2-0 victory over Kansas on Mar. 8.

### Arellanes to Face Former NIU Club

Southeast Missouri opens the Saint Louis Billiken Spring Tournament against Mid-American Conference member Northern Illinois Saturday. For right fielder Mykaela Arellanes, that matchup will mean something extra. Arellanes spent her freshman year at Northern Illinois, where she played in 20 games and made two starts during the 2016 campaign before transferring to SEMO. She also had a hit and scored three runs for the Huskies that year. Saturday marks the first time Arellanes faces her former team since joining the Redhawks.

### Power Five Wins

Mark Redburn recently collected two wins over Big 12 Conference member Kansas when the Redhawks won the Jayhawk Classic last weekend. Redburn now has six wins over Power Five schools as the Redhawks head coach. Redburn recorded half of those victories this season alone as Southeast Missouri also knocked off then-#12 Arkansas (Feb. 22). He also beat Arkansas again, Missouri once and Georgia Tech once for his other Power Five wins.

### Anderson Ties Career Triples Record

Junior center fielder Rachel Anderson tied Southeast Missouri's all-time career triples record when she collected her 18th triple during her second at-bat of the game against Central Arkansas (Mar. 1). Anderson leads the Ohio Valley Conference and ranks fourth in the nation with four triples this year. She shares SEMO's record with Kathy Rediger (18 triples, 1981-84).

### 2019 OVC STANDINGS

School	Conference				Overall			
	W	L	I	Pct.	W	L	I	Pct.
<b>Southeast Missouri</b>	<b>0</b>	<b>0</b>	<b>0</b>	<b>.000</b>	<b>17</b>	<b>7</b>	<b>0</b>	<b>.708</b>
Belmont	0	0	0	.000	12	6	0	.667
Jacksonville State	0	0	0	.000	11	6	0	.647
UT Martin	0	0	0	.000	12	10	0	.545
Austin Peay	0	0	0	.000	12	11	0	.522
SIUE	0	0	0	.000	7	7	0	.500
Tennessee Tech	0	0	0	.000	8	8	0	.500
Eastern Kentucky	0	0	0	.000	7	8	0	.467
Murray State	0	0	0	.000	9	11	0	.450
Tennessee State	0	0	0	.000	5	8	0	.385
Eastern Illinois	0	0	0	.000	6	16	0	.273
Morehead State	0	0	0	.000	0	11	0	.000

### THIS WEEK'S SCHEDULE

#### Monday, March 11

Murray State 2, Purdue Fort Wayne 0  
Murray State 5, Samford 1  
Hawaii 5, SIUE 3

#### Tuesday, March 12

Eastern Illinois vs. Quinnipiac (2), 12 p.m.  
Morehead State at Louisville (2), 3 p.m.  
Evansville at Tennessee Tech, 3 p.m.  
Kennesaw State at Jacksonville State (2), 4 p.m.

#### Wednesday, March 13

Dayton at Eastern Kentucky (2), 12 p.m.  
Belmont at Middle Tennessee, 5 p.m.  
SIUE vs. Alabama, 6 p.m.  
SIUE vs. Niagara, 8:30 p.m.

#### Thursday, March 14

Eastern Illinois vs. Chattanooga, 10 a.m.  
Eastern Illinois vs. North Dakota State, 12:30 p.m.  
**Missouri State at Southeast Missouri, 4 p.m.**  
SIUE vs. Alabama, 8:30 p.m.  
SIUE at Hawaii, 10 p.m.

#### Friday, March 15

Murray State vs. Texas Tech, 11:15 a.m.  
Eastern Kentucky at UNC Wilmington, 11:30 a.m.  
Eastern Illinois vs. Buffalo, 12 p.m.  
Austin Peay vs. Dayton, 2 p.m.  
Fort Wayne at Belmont, 2 p.m.  
Eastern Illinois vs. Seton Hall, 12 p.m.  
Murray State at Memphis, 3:45 p.m.  
Green Bay at UT Martin (2), 3 p.m.  
Austin Peay at Miami (Ohio), 4:30 p.m.  
Eastern Kentucky vs. Youngstown St., 4:30 p.m.  
SIUE vs. Niagara, 6 p.m.

#### Saturday, March 16

Eastern Kentucky at UNC Wilmington, 9 a.m.  
Murray State vs. North Alabama, 11:15 a.m.  
**Southeast Missouri vs. Northern Illinois, 12 p.m.**  
St. Bonaventure at Morehead State, 12:30 p.m.  
Akron at UT Martin, 12:30 p.m.  
Jacksonville at Jacksonville State (2), 1 p.m.  
East Tennessee State at Tennessee Tech (2), 1 p.m.  
Eastern Kentucky vs. Canisius, 2 p.m.  
UIC at Belmont, 2:30 p.m.  
Bowling Green at Morehead State, 3 p.m.  
Green Bay at UT Martin, 3 p.m.  
Austin Peay at Dayton, 4:30 p.m.  
Austin Peay at Miami (Ohio), 6:30 p.m.  
**Southeast Missouri vs. Omaha, 6:30 p.m.**

#### Sunday, March 17

UIC at Belmont, 9 a.m.  
Eastern Kentucky vs. Canisius, 9 a.m.  
St. Bonaventure at Morehead State, 10 a.m.  
Murray State vs. Maine, 11:15 a.m.  
Austin Peay vs. Michigan State, 12 p.m.  
**Southeast Missouri vs. Detroit, 12 p.m.**  
Akron at UT Martin, 12 p.m.  
Bowling Green at Morehead State, 12:30 p.m.  
Jacksonville at Jacksonville State, 1 p.m.  
Fort Wayne at Belmont, 1:30 p.m.  
Murray State at Memphis, 1:30 p.m.  
**Southeast Missouri vs. Omaha, 2 p.m.**

# YOUR REDHAWKS

2019 SOFTBALL NOTES / MISSOURI STATE / BILLIKEN SPRING TOURNAMENT

## Getting Ahead Early

Southeast Missouri has scored in the first inning eight games this season and is 7-1 in those contests. The Redhawks have scored first 12 times this year and are 11-1 in such games. SEMO has scored 55 of its 143 runs in the first two innings, including 26 in the first and 29 in the second.

## Aiming for 20

With 17 wins so far, Southeast Missouri is in position to get to 20 victories as early as this weekend when it is at the Saint Louis Billiken Spring Tournament. If the Redhawks hit that mark, it will be the quickest a SEMO team has reached 20 wins under head coach Mark Redburn. The earliest the Redhawks got 20 wins under Redburn was on Apr. 6, 2018 (11-2, at Austin Peay). SEMO has never won 20 non-conference games in a season with Redburn as its coach. In fact, the last time the Redhawks finished with 20 or more non-conference victories was in 1998 (22-11-1).

## Halfway There

First baseman Ashley Ellis is tied for first in the Ohio Valley Conference with eight home runs this season. Ellis also ranks 13th in the nation in that category. One more home run will tie Ellis' total she had in her first two years at Southeast Missouri combined (9). She now stands tied for sixth all-time at SEMO with 17 career home runs. She shares that spot with Savannah Carpenter (2013-16). Ellis is already halfway to the Redhawks all-time single-season record of 16 home runs presently held by Kayla Fortner (2015).

## Bombs Away

Ashley Ellis (17), Addison Barnouski (12), Sarah Messex (13) and Rachel Anderson (12) are Southeast Missouri's active players with 10 or more career home runs. That group has accounted for 16 of Southeast Missouri's 22 round-trippers this season.

## Over .300

The Redhawks are the only Ohio Valley Conference team with a batting average above .300 this season. Southeast Missouri is hitting .304 and ranks 43rd among the nation's 300

NCAA Division I softball teams in batting average.

## National Front

Southeast Missouri ranks among the top 50 NCAA Division I teams in triples per game (8th, .46), slugging percentage (34th, .491), scoring (35th, 6.0 rpg), home runs per game (49th, .92), win-loss percentage (45th, .708) and stolen bases per game (31st, 1.7 per game). Individually, Rachel Anderson is fourth in the nation in triples (4), 24th in total bases (59), 12th in hits (34) and 24th in triples per game (.17); and Ashley Ellis is 13th in home runs (8), 29th in slugging percentage (.870), 22nd in total bases (60) and 21st in RBI (27).

## Rook Hits Career-High

Rachel Rook posted a career-high nine strikeouts in a victory over UL Monroe (Mar. 1). Rook, who improved to 2-1 this season, struck out five of the first seven hitters she faced and struck out the side in the second inning. She also retired nine-straight Warhawks between the second and fourth innings. Rook's nine strikeouts are the most in a game by any Southeast Missouri pitcher this year.

## Tops in the OVC

The Redhawks lead the Ohio Valley Conference in batting average (.304), on-base percentage (.390), runs scored (143), hits (198), RBI (124), doubles (34), triples (11), wins (17), total bases (320), walks (77), hit by pitch (16), batters struck out (139), batters struck out looking (37) and saves (3). Rachel Anderson leads the league in batting average (.453), on-base percentage (.529), hits (34) and triples (4); Mykaela Arellanes is first in runs scored (24) and walks (14); Ashley Ellis ranks first in RBI (27), home runs (8) and total bases (60); Claudia Gallo is first in hit by pitch (7); and Haley Thogmartin leads the league in appearances (16).

## Redburn Picks Up 100th Win at SEMO

Fifth-year head coach Mark Redburn picked up his 100th win at Southeast Missouri when the Redhawks ended the Razorback Invitational with a 5-3 win over IUPUI (Feb. 23). Redburn is now 108-114 at the SEMO helm.

He led the Redhawks to 33 wins in 2018, their most in a season in 20 years. Additionally, Redburn has accumulated 274 wins in 15 years as a head coach.

## Strong March

Southeast Missouri is off to a blazing 8-1 start in March. SEMO has a total of 14 games remaining in March, including this week. The Redhawks were 12-7 during that month a year ago.

## February is Over

The Redhawks concluded February with a 9-6 record. Southeast Missouri posted a winning record in its first month of play for the second year in a row. The Redhawks nine wins are their most in February during any season in program history.

## Extra Base Hits

Southeast Missouri has had multiple extra base hits in 19 of 24 games this season. The Redhawks presently have a total of 67 extra base hits, including 34 doubles, 11 triples and 22 home runs. SEMO's 67 extra base hits are most in the Ohio Valley Conference. Rachel Anderson (13) and Ashley Ellis (13) have combined for 26 extra base hits through 24 games this season.

## Stealing the Show

Rachel Anderson leads the Redhawks with 10-of-12 stolen bases this season. Anderson is 37-of-50 on the basepaths in her career and is tied for sixth on Southeast Missouri's all-time career stolen base list.

## On the Run

Southeast Missouri ranks second in the Ohio Valley Conference with 42 stolen bases through 24 games this year. That mark is over halfway to its single-season school record total of 70 a year ago. The Redhawks have averaged over 50 stolen bases per season under head coach Mark Redburn for a total of 275 over four-plus years. Redburn's 2018 (1st, 70), 2017 (3rd, 65) and 2016 (5th, 58) clubs are among SEMO's top five single-season stolen base leaders in program history.

# YOUR REDHAWKS

2019 SOFTBALL NOTES / MISSOURI STATE / BILLIKEN SPRING TOURNAMENT

## Scoring Jump

Southeast Missouri scored an Ohio Valley Conference high 143 runs (5.9 per game) through its first 24 contests this season. The Redhawks have scored 10 or more in four games. SEMO is at a +15 scoring jump from where its run total was at this time a year ago (128).

## Redhawks Take Down #12 Arkansas

Southeast Missouri beat a ranked opponent for the first time in its NCAA Division I era (since 1992) when it knocked off #12 Arkansas on Feb. 22 in Fayetteville. SEMO was 0-17 all-time against ranked opponents and head coach Mark Redburn never had a win over a ranked opponent until that victory. The Redhawks registered 10 hits and knocked out Second-Team All-SEC pitcher Mary Haff after 4.1 innings. Down, 1-0, after four innings, Sarah Messex hit her first home run of the season to give SEMO a 2-1 edge in the top of the fifth. The Redhawks scored four more runs courtesy of a two-RBI double by Mykaela Arellanes and two-run home run by Rachel Anderson to bury the Razorbacks for good in the top of the seventh. Arkansas, one of five NCAA Tournament teams from last season on the Redhawks 2019 schedule, made it to the Super Regionals before being eliminated by #4 Oklahoma during the 2018 campaign.

## Home Run Train

Eight different Redhawks have homered through 24 games this season. Ashley Ellis leads the team with eight round-trippers and Rachel Anderson follows with four. Addison Barnouski, Mykaela Arellanes, Sarah Messex and Anna Griffin each have two, while Claudia Gallo and Parker Bandy have one apiece. Southeast Missouri's 22 home runs rank third in the Ohio Valley Conference.

## 100th Career Hit

Shortstop Sarah Messex collected the 100th hit of her career with a game-tying double in the bottom of the second inning against IUPUI (Feb. 23). Messex is the third player on this year's team with 100 or more hits, joining Rachel Anderson (153) and Mykaela Arellanes (125).

## Starting Streaks

Two Redhawks have never missed a start in their careers. Senior shortstop Sarah Messex has started 176 consecutive games and junior center fielder Rachel Anderson has made 127 straight starts.

## More with 100 Starts

In addition to Sarah Messex and Rachel Anderson, junior first baseman Ashley Ellis, senior second baseman Parker Bandy and senior right fielder Mykaela Arellanes have started over 100 games at Southeast Missouri. Ellis logged a total of 124 starts, Bandy started 121 contests and Arellanes has started 116.

## 10 or More Hits

The Redhawks registered 10 or more hits in eight games this season with a season-high 14 vs. Abilene Christian (Feb. 15) and at Central Arkansas (Mar. 1). Southeast Missouri outhit its opponent in 15 of 24 games and is 15-0 in those contests. SEMO's total of 198 hits lead the Ohio Valley Conference.

## Triple Threat

Center fielder Rachel Anderson, first baseman Ashley Ellis and right fielder Mykaela Arellanes have provided Southeast Missouri with a nice one-two-three punch in the top half of its lineup. Anderson leads the team with a .453 batting average, while Ellis is hitting .435 and Arellanes is hitting .384. The trio has combined for 92 hits, 58 runs, 10 doubles, six triples, 14 home runs and 61 RBI this season.

## Getting On Base

Mykaela Arellanes and Sarah Messex are first and second in the Ohio Valley Conference in walks with 14 and 12, respectively, this season. Claudia Gallo also leads the league in hit by pitch after being plunked seven times. As a team, Southeast Missouri hitters have walked 77 times and have been hit by pitch on 16 occasions. Both of those marks are league-highs.

## Signature Win

In her first start of the season, sophomore Rachel Rook beat #12 Arkansas at the Razorback Invitational on Feb. 22. A native of Republic, Missouri, Rook tossed four scoreless innings and allowed only one run in five frames against the Razorbacks. She also struck out one in Southeast Missouri's first win over a ranked opponent during its NCAA Division I era (since 1992).

## Thogmartin Earns OVC Pitcher of the Week

Senior Haley Thogmartin was named Ohio Valley Conference Co-Pitcher of the Week on Feb. 18. Thogmartin put together a 2-0 record with a 1.38 ERA in three appearances and two starts at the Louisiana Tech Invitational (Feb. 15-17). She combined on two shutouts and recorded 20 strikeouts to just three walks in 13 innings. Thogmartin struck out seven and allowed only one hit in three innings vs. Fairleigh Dickinson (Feb. 16) and beat Mississippi Valley State (Feb. 17) after striking out six, walking one and scattering three hits in five innings. She is SEMO's first OVC Pitcher of the Week honoree in nine years. Whitney Dupuis was the last to win the award on Feb. 15, 2010.

## All-Tournament Accolades

Center fielder Rachel Anderson, first baseman Ashley Ellis and pitcher Haley Thogmartin were among 15 players named to the Louisiana Tech Invitational All-Tournament Team. Anderson hit .467 with three runs scored, seven hits, two doubles, a triple, one home run and five RBI for the tournament. Ellis followed with a .417 batting average, scored two runs, collected five hits, had a double, hit two home runs and finished with eight RBI. Thogmartin was 2-0 with a 1.38 ERA and 20 strikeouts in 13 innings of work.

# YOUR REDHAWKS

2019 SOFTBALL NOTES / MISSOURI STATE / BILLIKEN SPRING TOURNAMENT

## Experienced Infield

First baseman Ashley Ellis (124), second baseman Parker Bandy (121), shortstop Sarah Messex (176) and third baseman Addison Barnouski (97) have combined for 518 career starts on Southeast Missouri's infield. Ellis (.435) and Barnouski (.371) rank second and fourth on the team in batting average, respectively.

## Four Shutouts

Southeast Missouri has five shutouts so far this season. The Redhawks blanked Northern Iowa, 16-0, on Feb. 9, Fairleigh Dickinson, 8-0, on Feb. 16, Mississippi Valley State, 7-0, on Feb. 17, UL Monroe, 8-0, on Mar. 1 and Kansas, 2-0, on Mar. 8. SEMO posted six shutout victories a year ago.

## Tournament Play

The Billiken Spring Invitational is the final tournament Southeast Missouri will play in during its non-conference slate. SEMO is presently 17-7 in tournament play.

## Every Start

A total of five players have started all 24 games for the Redhawks this season. Rachel Anderson (CF), Ashley Ellis (1B), Addison Barnouski (3B), Mykaela Arellanes (RF) and Sarah Messex (SS) form that group.

## Roster Breakdown

Southeast Missouri's 2019 roster consists of 22 players, including five seniors, eight juniors, four sophomores and five freshmen. Sarah Messex, Mykaela Arellanes, Parker Bandy, Haley Thogmartin and Mackenzie Long are the seniors. The Redhawks also bring back eight position starters and two starting pitchers from a year ago.

## Redhawks Fifth in OVC Preseason Poll

The Redhawks were picked fifth in the 2019 Ohio Valley Conference Preseason Poll as voted on by the league's head coaches and sports information directors. Southeast Missouri accumulated 160 points in the voting. Eastern Kentucky is this year's preseason-favorite after securing 10 first-place votes and 230 points. Jacksonville State (226 pts.),

Austin Peay (204 pts.) and SIU Edwardsville (167 pts.) were also picked ahead of SEMO. Eastern Illinois (143 pts.), UT Martin (121 pts.), Belmont (99 pts.), Murray State (85 pts.), Morehead State (63 pts.), Tennessee Tech (61 pts.) and Tennessee State (23 pts.) completed the poll. The Redhawks finished fourth in the OVC with a 15-7 record last season.

## 2019 OVC Softball Tournament

The 2019 Ohio Valley Conference Softball Championship will be held May 8-11 at Choccolocco Park in Oxford, Alabama. It marks the 26th time the Championship has been held and the fourth-straight year it has been held at the neutral site in Oxford instead of at the site of the No. 1 seed. This year's tournament shifts to a new format, with the first two games being single elimination and the winners of those games advancing to the double elimination portion of the bracket. Last year, Jacksonville State topped No. 1 seed Eastern Kentucky in the title game to win its third-straight and seventh overall OVC Championship Crown.

## Schedule Capsule

Southeast Missouri is scheduled to play 56 games this 2019 season with 14 contests in Cape Girardeau. SEMO will play away from home for its first 19 games. The Redhawks open their 22-game Ohio Valley Conference schedule on the road with doubleheaders at Tennessee State (Mar. 23) and Belmont (Mar. 24). In all, five NCAA Tournament teams from last season are on SEMO's 2019 schedule. Drake, Arkansas, Wichita State, Missouri and fellow OVC member Jacksonville State are those opponents.

## Redhawks Sign Five for 2020

Southeast Missouri signed two catchers, a pair of infielders and one pitcher to its 2020 softball roster. Catchers Karsyn Davis and Jaislyn Merendino, infielders Keira Hance and Kimmy Wallen, and pitcher Paytience Lawson-Holman will join the Redhawks next fall. A native of Harrisburg, Illinois, Davis hit .450 and broke the school's RBI record which she previously set the year before. She also had 13 doubles, one triple and two home runs. Davis played in the Southern Illinois Select

All-Star Softball Game and earned Southern Illinois River-To-River Ohio All-Conference honors Merendino, who hails from Alexandria, Louisiana, hit .267 with 11 RBI, 14 runs scored and a .360 slugging percentage at Alexandria High School a year ago. This past fall, Merendino increased her batting average to .367. She plays with the Texas Bombers summer team.

Hance, from Marion, Illinois, hit .488, held a .954 slugging percentage and boasted a .596 on-base percentage at Marion High School. She was part of two regional championships and 78 wins in her three seasons with the Wildcats. Hance, a three year starter, began her prep career at Fort Zumwalt West High School in O'Fallon, Missouri as both a freshman and sophomore. She earned Second-Team All-Conference and All-Academic honors as a freshman and First-Team All-Conference, All-District and All-Academic accolades as a sophomore. During her junior campaign at Marion High School, Hance received All-Conference and All-South recognition, while also being named her team's Offensive and Defensive Player of the Year. A native of Park Hills, Missouri, Wallen led the area with a .571 batting average with no strikeouts and posted a 21-4 record and 1.48 ERA inside the circle at Central High School. She broke several single-season records while leading the Lady Rebels to a second-place finish at the state tournament last spring. Wallen is a three-time All-State softball honoree. Lawson-Holman, who hails from Mexico, Missouri, was a First-Team Class 3 All-State pitcher at Mexico High School. She earned All-Region, All-District and All-North Central Missouri Conference First-Team honors in 2018. Lawson-Holman led Mexico High School to a state title in Springfield with a win over Oak Grove. She set several team records both offensively and in the circle, including total bases (78), home runs (8), most strikeouts by a pitcher (258) and lowest earned run average with a minimum of 75 innings pitched (1.08). Lawson-Holman set the record for the Lady Bulldogs in most innings pitched (165.3) in 2017, as well.

# YOUR REDHAWKS

## 2019 ROSTER

### NUMERICAL

No.	Name	Pos.	Ht.	B/T	Cl.	Hometown (High School/College)
1	Payton Pierce	INF	5-6	R/R	Fr.	Metropolis, Ill. (Massac County)
2	Rachel Anderson	OF	5-3	L/R	Jr.	Edwardsville, Ill. (Edwardsville)
3	Sarah Messex	INF	5-4	R/R	Sr.	Sullivan, Mo. (Sullivan)
4	Claudia Gallo	OF	5-6	R/R	Jr.	Arnold, Mo. (Fox)
5	Alexis Estes	P	5-9	R/R	Jr.	Lane, Ill. (Clinton/Lincoln Land CC)
6	Marisa Davis	P	5-4	L/L	Fr.	Kansas City, Mo. (Lee's Summit North)
7	Mykaela Arellanes	OF	5-6	L/L	Sr.	Foristell, Mo. (Holt/Northern Illinois)
8	Parker Bandy	INF	5-7	L/R	Sr.	Springfield, Ill. (Glenwood/Illinois State)
9	Rachel Rook	P	5-11	R/R	So.	Republic, Mo. (Republic)
10	Ashley Emert	C/INF	5-10	R/R	So.	East Peoria, Ill. (East Peoria/Illinois State)
11	Danina Marton	INF	5-10	R/R	So.	Northridge, Calif. (Grover Cleveland)
12	Addison Barnouski	INF	5-9	R/R	Jr.	O'Fallon, Ill. (O'Fallon Township)
14	Kaylee Anderson	INF/P	5-7	R/R	So.	Warrenton, Mo. (Warrenton)
15	Haley Thogmartin	P	5-8	R/R	Sr.	St. Louis, Mo. (Kirkwood)
17	Brooke Rheinecker	OF	5-2	L/R	Jr.	St. Louis, Mo. (Lindbergh)
18	Mackenzie Long	INF	5-2	L/R	Sr.	Lee's Summit, Mo. (Lee's Summit West)
20	Leaha Wininger	INF	5-7	R/R	Fr.	Johnston City, Ill. (Johnston City)
21	Chelsy Pena	C	5-6	R/R	Fr.	Columbia, Ill. (Columbia)
22	Madison Harris	INF	5-6	R/R	Jr.	Imperial, Mo. (Windsor)
24	Rachael Donald	C	5-8	R/R	Jr.	Dupo, Ill. (Dupo)
26	Ashley Ellis	INF	5-8	R/R	Jr.	Arnold, Mo. (Fox)
27	Anna Griffin	INF	6-1	R/R	Fr.	Bentonville, Ark. (Bentonville West)

### ALPHABETICAL

No.	Name	Pos.	Ht.	B/T	Cl.	Hometown (High School/College)
14	Kaylee Anderson	INF/P	5-7	R/R	So.	Warrenton, Mo. (Warrenton)
2	Rachel Anderson	OF	5-3	L/R	Jr.	Edwardsville, Ill. (Edwardsville)
7	Mykaela Arellanes	OF	5-6	L/L	Sr.	Foristell, Mo. (Holt/Northern Illinois)
8	Parker Bandy	INF	5-7	L/R	Sr.	Springfield, Ill. (Glenwood/Illinois State)
12	Addison Barnouski	INF	5-9	R/R	Jr.	O'Fallon, Ill. (O'Fallon Township)
6	Marisa Davis	P	5-4	L/L	Fr.	Kansas City, Mo. (Lee's Summit North)
24	Rachael Donald	C	5-8	R/R	Jr.	Dupo, Ill. (Dupo)
26	Ashley Ellis	INF	5-8	R/R	Jr.	Arnold, Mo. (Fox)
10	Ashley Emert	C/INF	5-10	R/R	So.	East Peoria, Ill. (East Peoria/Illinois State)
5	Alexis Estes	P	5-9	R/R	Jr.	Lane, Ill. (Clinton/Lincoln Land CC)
4	Claudia Gallo	OF	5-6	R/R	Jr.	Arnold, Mo. (Fox)
27	Anna Griffin	INF	6-1	R/R	Fr.	Bentonville, Ark. (Bentonville West)
22	Madison Harris	INF	5-6	R/R	Jr.	Imperial, Mo. (Windsor)
18	Mackenzie Long	INF	5-2	L/R	Sr.	Lee's Summit, Mo. (Lee's Summit West)
11	Danina Marton	INF	5-10	R/R	So.	Northridge, Calif. (Grover Cleveland)
3	Sarah Messex	INF	5-4	R/R	Sr.	Sullivan, Mo. (Sullivan)
21	Chelsy Pena	C	5-6	R/R	Fr.	Columbia, Ill. (Columbia)
1	Payton Pierce	INF	5-6	R/R	Fr.	Metropolis, Ill. (Massac County)
17	Brooke Rheinecker	OF	5-2	L/R	Jr.	St. Louis, Mo. (Lindbergh)
9	Rachel Rook	P	5-11	R/R	So.	Republic, Mo. (Republic)
15	Haley Thogmartin	P	5-8	R/R	Sr.	St. Louis, Mo. (Kirkwood)
20	Leaha Wininger	INF	5-7	R/R	Fr.	Johnston City, Ill. (Johnston City)

**Head Coach:** Mark Redburn (Fifth Year/Missouri-St. Louis, 1993)

**Assistant Coaches:** Kristen Jones (Fourth Year/Augusta State, 2012);

Bill Graham (First Year/Penn State Behrend College, 1994)

### ROSTER BREAKDOWN

Total Squad Members.....	22
Seniors .....	5
Juniors .....	8
Sophomores.....	4
Freshmen.....	5

### PRONUNCIATION GUIDE

Mykaela Arellanes .....	air-EE-ah-ness
Addison Barnouski .....	bar-NOW-ski
Brooke Rheinecker .....	RYE-neck-er

### GEOGRAPHICAL BREAKDOWN

Arkansas.....	1
Anna Griffin	
California.....	1
Danina Marton	
Illinois.....	9
Rachel Anderson, Parker Bandy, Addison Barnouski, Rachael Donald, Ashley Emert, Alexis Estes, Chelsy Pena, Payton Pierce, Leaha Wininger	
Missouri .....	11
Kaylee Anderson, Mykaela Arellanes, Marisa Davis, Ashley Ellis, Claudia Gallo, Madison Harris, Mackenzie Long, Sarah Messex, Brooke Rheinecker, Rachel Rook, Haley Thogmartin	

### HONORS/AWARDS

#### OVC Pitcher of the Week

Haley Thogmartin, Feb. 18

# YOUR REDHAWKS

HEAD COACH MARK REDBURN



► Head Coach  
► Fifth Year  
► Missouri-St. Louis, 1993



## MARK REDBURN

### THE 2019 SEASON MARKS THE FIFTH YEAR FOR SOUTHEAST MISSOURI HEAD COACH MARK REDBURN.

Mark Redburn has the Southeast Missouri softball program moving in the right direction entering his fifth year at the helm.

Redburn coaches the 43rd team in Southeast softball history in 2019.

Last season, the Redhawks took a giant step forward. SEMO went 33-20 overall and finished fourth in the Ohio Valley Conference with a 15-7 mark. The Redhawks claimed their 16th 30-win season in program history and locked down their first winning campaign in seven years. The 33 wins were SEMO's most since it won 38 games in 1998.

The Redhawks heated up to win 11 of their final 14 regular-season games and advanced to the eight-team OVC Tournament with their highest seed (#4) since 2009 (#2). SEMO made its 17th all-time trip to the league's

postseason tournament and second in four seasons with Redburn at the helm.

SEMO's 2018 club finished with a 74 RPI among the nation's 296 NCAA Division I softball teams, quite a jump from its 173 ranking in 2017. The Redhawks broke four of the school's single-season records and collected eight doubleheader sweeps along the way.

The Redhawks established new SEMO single-season records in walks (166), stolen bases (70), saves (7) and strikeouts looking (85). SEMO was also either second or third among the program's top teams in stolen base attempts (2nd, 87), batters struck out (2nd, 260), fielding percentage (2nd, .970), fewest errors (2nd, 43) and on-base percentage (3rd, .359).

Defensively, SEMO improved tremendously. After ranking eighth in the OVC in fielding percentage a year ago, the Redhawks were the league's second-best fielding team in 2018. SEMO had 43 errors and committed 16 less than it did in 2017. The Redhawks went error free in 25 games equating to 47 percent of their entire season.

The year before that SEMO finished the 2017 campaign among the school's top single-season leaders in slugging percentage (6th, .427), on-base

percentage (5th, .356), triples (4th, 21), home runs (9th, 31), total bases (9th, 567), stolen bases (2nd, 65), stolen base attempts (1st, 88), opponent batting average (7th, .282), strikeouts/7 innings (7th, 4.17), strikeouts (10th, 194), strikeouts looking (3rd, 61) fewest doubles allowed (8th, 49), fielding percentage (8th, .960), fewest errors (7th, 59) and fewest stolen bases against (3rd, 38).

Redburn picked up his 200th career victory when SEMO beat Austin Peay, 7-4, on Apr. 30, 2016. His 2016 club ranked among the school's top-10 teams in doubles (6th, 69), stolen bases (3rd, 58), walks (8th, 138), home runs (6th, 35) and slugging percentage (6th, .412).

In his first season, Redburn led the Redhawks to an overall record of 19-27 and 12-12 in OVC play during the 2015 campaign. His 19 victories came after SEMO won no more than 15 games in each of the previous two seasons. Redburn's first club at Southeast also had 12 OVC wins, a +9 increase from the 2014 campaign. In addition, the Redhawks made the OVC Tournament, snapping a streak of three years where they missed the event.

Not only did Redburn earn his 100th career NCAA Division I win in his inaugural season with the Redhawks, but he coached three All-OVC selections and one NFCA All-Region honoree.

Statistically, SEMO finished among the top-five OVC teams in batting average (3rd), slugging percentage (5th), on-base percentage (5th) and hits (5th). The 2015 Redhawks also broke two single-season records with Kayla Fortner establishing new marks in home runs and

walks. SEMO tied the OVC single-game mark and set a single-game school record with six home runs, as well.

Academically, the Redhawks accumulated a 3.35 grade point average during the 2014-15 academic year as a total of nine players earned NFCA All-America Scholar-Athlete status for achieving a 3.5 or higher GPA.

Redburn coached a total of four first-team All-OVC selections, three second-team All-OVC picks, one OVC Freshman of the Year, three NFCA All-Region honorees and three OVC All-Newcomer selections in his first four years as SEMO's head coach.

The fourth head coach in Redhawk softball history, Redburn won 90 games in five years as head coach at the University of Evansville before accepting the job at Southeast on June 26, 2014.

In 2014, Redburn coached a UE team with five starters that were underclassmen, including four freshmen and one sophomore. The Purple Aces achieved their highest batting average since 2007. Additionally, UE had a freshman lead the team in stolen bases and home runs.

Despite a season that allowed 53 games, the 2013 team had its best season in Redburn's five years at UE. Entering the Missouri Valley Conference Tournament as the No. 7 seed, the Purple Aces beat the No. 6, No. 3 and No. 2 seeds to make their first MVC Championship appearance since 2003. UE finished second with three players garnering All-Tournament team honors.

The 2013 campaign resulted in the most overall wins in a

# YOUR REDHAWKS

HEAD COACH MARK REDBURN

season since 2008 and the best regular-season and conference tournament finish since Redburn's arrival. UE continued its aggressive baserunning with 89 stolen bases, ranking second in the MVC. The pitching staff also rated fourth in the conference.

Redburn's 2012 club saw improvement as well, winning more games than it had the previous season. The Purple Aces stole 79 bases and had two all-conference and one National Fastpitch Coaches Association All-Region selection that year. In 2011, Redburn exposed a young and inexperienced team to some of the top programs in the nation as UE played one of its most difficult schedules. Tennessee, Georgia Tech, Missouri, Ohio State, Texas Tech, South Alabama and Chattanooga were among the stiff competition.

Redburn quickly started to transform the UE program during his first year in 2010. The Purple Aces secured a berth in the MVC Tournament after winning 10 conference games. UE led the MVC with 31 doubles and hit 36 home runs, while producing two all-conference picks.

Academically, Redburn's teams consistently enjoyed success. In fact, each of his last four UE teams accumulated a 3.1 or higher grade point average. He had several student-athletes obtain over a 3.5 GPA and earn academic recognition along the way.

Prior to UE, Redburn spent three years as an assistant coach at the University of Missouri working primarily with the pitchers and catchers, and serving as recruiting coordinator.

He was part of a coaching staff that compiled an overall record of 137-53. The Tigers registered a school record for victories (50), won the Big 12 Conference Tournament, won their Regional and defeated host UCLA in the Super Regional to advance to the College World Series in 2009. Overall, Redburn coached four all-conference pitchers, including USA National Team Pitcher Chelsea Thomas at Missouri.

Redburn began his collegiate coaching career as head coach at St. Charles (Mo.) Community College from 2001-04. He led the 2003 team to its first Region 16 championship and a seventh-place finish at the National Junior College Athletic Association Division I National Tournament. His 2004 squad set a school record with 33 victories.

Following his stay at St. Charles CC, Redburn spent two seasons as head coach of the new softball program at Jefferson College. In the program's first year of competition, 2006, he led Jefferson to a 49-16 record, Region 16 championship and ninth-place finish at the NJCAA Division I National Tournament. Redburn was honored as the Midwest Community College Athletic Conference Coach of the Year following that season. A native of St. Charles, Missouri, Redburn graduated from the University of Missouri-St. Louis in 1993 and received his master's degree in Athletics/Activities Administration from William Woods University.

He and his wife, Tracy, have two sons, Joe and Jack.

## THE MARK REDBURN FILE

### Hometown

St. Charles, Mo.

### Family

Spouse: Tracy  
Sons: Joe, Jack

### Education

- Missouri-St. Louis, Bachelor of Science in Special Education
- William Woods, Master of Education in Athletics/Activities Administration

## REDBURN'S YEAR-BY-YEAR RECORDS

Year	School	Assignment	Record	Conf. Finish	Postseason
2002	St. Charles CC	Head Coach	8-18	-	-
2003	St. Charles CC	Head Coach	9-8	-	-
2004	St. Charles CC	Head Coach	10-10		
2005	Jefferson College	Head Coach	-	Program Preparation Year	-
2006	Jefferson College	Head Coach	49-16	1st Region 16	-
2007	Missouri	Assistant Coach	40-23, 13-4	3rd Big 12	-
2008	Missouri	Assistant Coach	47-17, 11-6	3rd Big 12	-
2009	Missouri	Assistant Coach	50-12, 12-6	2nd Big 12	1st Big 12 Tourn., NCAA Midwest Regional Champions, NCAA Super Regional Champions, 8th in College World Series
2010	Evansville	Head Coach	18-34, 10-16	t7th MVC	-
2011	Evansville	Head Coach	12-42, 6-21	9th MVC	-
2012	Evansville	Head Coach	18-37, 8-19	8th MVC	-
2013	Evansville	Head Coach	23-30, 11-12	7th MVC	2nd MVC Tourn.
2014	Evansville	Head Coach	19-32, 7-19	10th MVC	-
2015	Southeast Missouri	Head Coach	19-27, 12-12	7th OVC	8th OVC Tourn.
2016	Southeast Missouri	Head Coach	16-33, 10-17	10th OVC	-
2017	Southeast Missouri	Head Coach	23-27, 8-14	9th OVC	-
2018	Southeast Missouri	Head Coach	33-20, 15-7	4th OVC	7th OVC Tourn.
2019	Southeast Missouri	Head Coach	17-7, 0-0		

### Overall Record as a Head Coach: 274-341 (15 years)

Record at Southeast Missouri, 108-114, 45-50 Ohio Valley Conference (5 years)

Record at Evansville, 90-175, 42-87 Missouri Valley Conference (5 years)

Record at Jefferson College, 49-16 (2 years)

Record at St. Charles CC: 27-36 (3 years)

Record as a college assistant: 137-52 (3 years)

## REDBURN BY THE NUMBERS


- 30 OVC Commissioner's Honor Roll Selections
- 19+ Academic All-Americans
- 11 NJCAA All-Region 16 Players
- 9 NFCA All-America Scholar-Athletes
- 6 All-MVC Players
- 6 MVC Scholar-Athletes
- 4 All-Americans
- 4 MCCAC All-Conference Players
- 4 OVC Medal of Honor Recipients
- 4 OVC Players of the Week
- 3 First-Team All-OVC Selections
- 3 OVC All-Newcomer Selections
- 3 MVC Players of the Week
- 2 NFCA All-Region Selections
- 1 OVC Freshman of the Year
- 1 Second-Team All-OVC Selection

## COACHING HONORS

- 2009 Midwest Coaching Staff of the Year
- 2006 Region 16 and MCCAC Coach of the Year
- 2003 Region 16 Coach of the Year

# YOUR REDHAWKS

## RADIO/TV ROSTER




1

**PAYTON PIERCE**  
INF / 5-6 / R-R / Fr.  
Metropolis, Ill.



2

**RACHEL ANDERSON**  
OF / 5-3 / L-R / Jr.  
Edwardsville, Ill.



3

**SARAH MESSEX**  
INF / 5-4 / R-R / Sr.  
Sullivan, Mo.



4

**CLAUDIA GALLO**  
OF / 5-6 / R-R / Jr.  
Arnold, Mo.




5

**ALEXIS ESTES**  
P / 5-9 / R-R / Jr.  
Lane, Ill.




6

**MARISA DAVIS**  
P / 5-4 / L-L / Fr.  
Kansas City, Mo.



7

**MYKAELA ARELLANES**  
OF / 5-6 / L-L / Sr.  
Foristell, Mo.



8

**PARKER BANDY**  
INF / 5-7 / L-R / Sr.  
Springfield, Ill.



9

**RACHEL ROOK**  
P / 5-11 / R-R / So.  
Republic, Mo.



10

**ASHLEY EMERT**  
C/INF / 5-10 / R-R / So.  
East Peoria, Ill.



11

**DANINA MARTON**  
INF / 5-10 / R-R / So.  
Northridge, Calif.




12

**ADDISON BARNOUSKI**  
INF / 5-9 / R-R / Jr.  
O'Fallon, Ill.




14

**KAYLEE ANDERSON**  
INF/P / 5-7 / R-R / So.  
Warrenton, Mo.




15

**HALEY THOGMARTIN**  
P / 5-8 / R-R / Sr.  
St. Louis, Mo.



17

**BROOKE RHEINECKER**  
OF / 5-2 / L-R / Jr.  
St. Louis, Mo.



18

**MACKENZIE LONG**  
INF / 5-2 / L-R / Sr.  
Lee's Summit, Mo.



20

**LEAHA WININGER**  
INF / 5-7 / R-R / Fr.  
Johnston City, Ill.



21

**CHELSEY PENA**  
C / 5-6 / R-R / Fr.  
Columbia, Ill.



22

**MADISON HARRIS**  
INF / 5-6 / R-R / Jr.  
Imperial, Mo.



24

**RACHAEL DONALD**  
C / 5-8 / R-R / Jr.  
Dupu, Ill.



26

**ASHLEY ELLIS**  
INF / 5-8 / R-R / Jr.  
Arnold, Mo.



27

**ANNA GRIFFIN**  
INF / 6-1 / R-R / Fr.  
Bentonville, Ark.



**MARK REDBURN**  
Head Coach  
Fifth Year



**KRISTEN JONES**  
Assistant Coach  
Fourth Year



**BILL GRAHAM**  
Assistant Coach  
First Year

# YOUR REDHAWKS

## 2019 OVERALL STATISTICS



### 2019 Southeast Missouri Softball Overall Statistics for Southeast Missouri (as of Mar 10, 2019) (All games Sorted by Batting avg)



Record: 17-7 Home: 0-0 Away: 6-2 Neutral: 11-5 OVC: 0-0

Player	avg	gp-gs	ab	r	h	2b	3b	hr	rbi	tb	slg%	bb	hp	so	gdp	ob%	sf	sh	sb-att	po	a	e	fld%
2 ANDERSON, Rachel	.453	24-24	75	20	34	5	4	4	22	59	.787	11	1	9	0	.529	0	0	10-11	39	4	1	.977
26 ELLIS, Ashley	.435	24-24	69	14	30	4	1	8	27	60	.870	6	0	11	1	.480	0	0	1-1	112	4	4	.967
7 ARELLANES, Mykaela	.384	24-24	73	24	28	1	1	2	12	37	.507	14	1	14	0	.489	0	1	8-9	26	0	0	1.000
12 BARNOUSKI, Addison	.371	24-24	62	12	23	4	0	2	17	33	.532	8	2	9	1	.452	1	1	0-0	20	34	5	.915
24 DONALD, Rachael	.286	19-15	35	4	10	3	0	0	4	13	.371	6	1	10	0	.405	0	1	0-0	95	4	2	.980
4 GALLO, Claudia	.260	20-20	50	6	13	3	1	1	5	21	.420	3	7	7	0	.383	0	1	6-7	37	0	1	.974
21 PENA, Chelsy	.250	19-7	32	6	8	3	0	0	7	11	.344	2	0	5	1	.294	0	0	2-2	28	3	0	1.000
17 RHEINECKER, Brooke	.250	16-11	32	6	8	0	0	0	3	8	.250	2	0	3	0	.294	0	0	4-5	2	0	0	1.000
27 GRIFFIN, Anna	.231	10-2	13	2	3	1	0	2	2	10	.769	3	0	3	0	.375	0	0	0-0	5	1	2	.750
3 MESSEX, Sarah	.224	24-24	67	13	15	5	0	2	8	26	.388	12	3	16	0	.366	0	0	3-3	30	33	2	.969
8 BANDY, Parker	.200	22-22	55	11	11	2	2	1	12	20	.364	4	0	14	0	.254	0	0	2-2	18	17	6	.854
22 HARRIS, Madison	.190	16-4	21	4	4	0	1	0	2	6	.286	2	0	3	0	.261	0	0	2-2	2	3	0	1.000
14 ANDERSON, Kaylee	.188	16-9	32	5	6	1	1	0	2	9	.281	1	1	4	0	.235	0	0	1-2	5	5	2	.833
10 EMERT, Ashley	.100	10-4	10	1	1	0	0	0	0	1	.100	1	0	5	0	.182	0	0	0-0	31	0	1	.969
-----																							
1 PIERCE, Payton	.333	4-0	3	0	1	1	0	0	0	2	.667	0	0	1	0	.333	0	0	0-1	0	0	0	.000
11 MARTON, Danina	.250	11-1	8	3	2	1	0	0	1	3	.375	1	0	2	0	.333	0	0	0-1	1	0	0	1.000
16 CONWAY, Randi Dae	.200	10-1	5	4	1	0	0	0	0	1	.200	0	0	1	0	.200	0	0	0-0	0	0	0	.000
20 WININGER, Leah	.000	8-0	6	2	0	0	0	0	0	0	.000	1	0	1	0	.143	0	0	1-2	3	1	0	1.000
18 LONG, Mackenzie	.000	17-0	4	6	0	0	0	0	0	0	.000	0	0	1	0	.000	0	0	2-2	0	0	0	.000
6 DAVIS, Marisa	.000	1-0	0	0	0	0	0	0	0	0	.000	0	0	0	0	.000	0	0	0-0	2	2	1	.800
9 ROOK, Rachel	.000	1-1	0	0	0	0	0	0	0	0	.000	0	0	0	0	.000	0	0	0-0	1	0	0	1.000
Totals	.304	24	652	143	198	34	11	22	124	320	.491	77	16	119	3	.390	1	4	42-50	462	121	29	.953
Opponents	.255	24	601	86	153	24	1	9	81	206	.343	73	10	139	3	.342	7	11	18-22	458	158	38	.942

LOB - Team (149), Opp (154). DPs turned - Team (9), Opp (8). CI - Team (0), Opp (1).

### (All games Sorted by Earned run avg)

Player	era	w-l	app	gs	cg	sho	sv	ip	h	r	er	bb	so	2b	3b	hr	b/avg	wp	hp	bk	sfa	sha
5 ESTES, Alexis	1.73	4-1	8	6	0	0/2	1	24.1	14	9	6	16	16	2	0	2	.167	4	1	0	0	3
15 THOGMARTIN, Haley	2.25	7-3	16	10	3	1/2	1	62.1	59	31	20	19	58	5	1	4	.245	1	2	0	3	3
9 ROOK, Rachel	2.76	5-2	14	6	1	1/2	0	38.0	38	16	15	13	45	10	0	2	.259	3	2	0	1	3
-----																						
6 DAVIS, Marisa	5.13	0-1	10	1	0	0/1	0	15.0	17	13	11	12	12	2	0	1	.266	0	2	0	1	0
14 ANDERSON, Kaylee	6.35	1-0	9	1	0	0/0	1	14.1	25	17	13	13	8	5	0	0	.385	2	3	0	2	2
Totals	2.95	17-7	24	24	4	5/3	3	154.0	153	86	65	73	139	24	1	9	.255	10	10	0	7	11
Opponents	5.23	7-17	24	24	8	1/0	2	152.2	198	143	114	77	119	34	11	22	.304	15	16	1	1	4

PB - Team (3), DONALD 2, EMERT 1, Opp (3). Pickoffs - Team (1), DONALD 1. SBA/ATT - DONALD (12-14), ROOK (5-7), THOGMARTIN (6-6), DAVIS (6-6), EMERT (4-4), PENA (2-4), K. ANDERSON (1-2), ESTES (0-1).

# YOUR REDHAWKS

2019 SCHEDULE/RESULTS



## 2019 Southeast Missouri Softball Game Results for Southeast Missouri (as of Mar 11, 2019) (All games)



Date	Opponent	Score	Inns	Overall	OVC	Pitcher of record	Attend	Time
! 02-08-19	vs South Dakota State	w 7-3	7	1-0-0	0-0-0	THOGMARTIN (W 1-0)	105	2:21
! 02-08-19	at UNI	w 5-1	7	2-0-0	0-0-0	ESTES (W 1-0)	180	1:50
! 02-09-19	at UNI	w 16-0	5	3-0-0	0-0-0	THOGMARTIN (W 2-0)	350	1:50
! 02-09-19	vs Toledo	w 7-5	7	4-0-0	0-0-0	ESTES (W 2-0)	200	2:10
! 02-10-19	vs Drake	L 1-6	7	4-1-0	0-0-0	THOGMARTIN (L 2-1)	325	1:52
@ 02-15-19	vs Wichita State	L 0-8	5	4-2-0	0-0-0	ESTES (L 2-1)	0	1:08
@ 02-15-19	vs Abilene Christian	w 10-2	5	5-2-0	0-0-0	THOGMARTIN (W 3-1)	0	1:15
@ 02-16-19	at Louisiana Tech	L 3-11	5	5-3-0	0-0-0	ROOK (L 0-1)	0	1:45
@ 02-16-19	vs Fairleigh Dickinson	w 8-0	6	6-3-0	0-0-0	ESTES (W 3-1)	0	1:49
@ 02-17-19	vs Miss Valley State	w 7-0	7	7-3-0	0-0-0	THOGMARTIN (W 4-1)	105	1:47
# 02-21-19	at #12 Arkansas	L 1-7	7	7-4-0	0-0-0	THOGMARTIN (L 4-2)	224	1:54
# 02-22-19	vs Drake	L 2-6	7	7-5-0	0-0-0	THOGMARTIN (L 4-3)	70	2:25
# 02-22-19	at #12 Arkansas	w 6-1	7	8-5-0	0-0-0	ROOK (W 1-1)	219	2:10
# 02-23-19	vs Drake	L 5-7	7	8-6-0	0-0-0	DAVIS (L 0-1)	103	1:57
# 02-23-19	vs IUPUI	w 5-3	7	9-6-0	0-0-0	THOGMARTIN (W 4-3)	97	1:27
\$ 03-01-19	vs Louisiana-Monroe	w 8-0	6	10-6-0	0-0-0	ROOK (W 2-1)	171	2:01
\$ 03-01-19	at Central Arkansas	w 11-7	7	11-6-0	0-0-0	THOGMARTIN (W 6-3)	125	2:05
\$ 03-02-19	vs Coppin State	w 11-5	7	12-6-0	0-0-0	K. ANDERSON (W 1-0)	141	2:27
\$ 03-02-19	vs Missouri State	L 4-7	7	12-7-0	0-0-0	ROOK (L 2-2)	201	2:11
% 03-08-19	vs UMKC	w 8-2	7	13-7-0	0-0-0	THOGMARTIN (W 7-3)	44	1:58
% 03-08-19	at Kansas	w 2-0	7	14-7-0	0-0-0	ROOK (W 3-2)	125	2:05
% 03-09-19	vs UMKC	w 8-2	7	15-7-0	0-0-0	ROOK (W 4-2)	32	1:58
% 03-10-19	vs Maine	w 6-2	7	16-7-0	0-0-0	ESTES (W 4-1)	44	2:05
% 03-10-19	at Kansas	w 2-1	7	17-7-0	0-0-0	ROOK (W 5-2)	125	1:45

! = UNI Dome Classic (Cedar Falls, Iowa)

@ = Louisiana Tech Invitational (Ruston, La.)

# = Razorback Invitational (Fayetteville, Ark.)

\$ = Central Arkansas Classic (Conway, Ark.)

% = Jayhawk Classic (Lawrence, Kan.)

\* = Conference game

() extra inning game

# YOUR REDHAWKS

2018 FINAL OVC STATISTICS



## 2018 Southeast Missouri Softball Conference statistics for Southeast Missouri (as of Apr 29, 2018) (OVC games only Sorted by Batting avg)



Record: 15-7 Home: 10-2 Away: 5-5 OVC: 15-7

Player	avg	gp-gs	ab	r	h	2b	3b	hr	rbi	tb	slg%	bb	hp	so	gdp	ob%	sf	sh	sb-att	po	a	e	fld%
2 ANDERSON, Rachel	.387	22-22	62	14	24	5	2	0	11	33	.532	11	0	11	0	.473	1	1	9-12	31	3	0	1.000
4 GALLO, Claudia	.355	18-9	31	6	11	2	1	2	6	21	.677	3	4	4	0	.474	0	0	0-0	12	0	0	1.000
3 MESSEX, Sarah	.328	22-22	58	19	19	3	0	3	17	31	.534	8	3	14	0	.423	2	0	7-7	42	27	3	.958
7 ARELLANES, Mykaela	.319	14-14	47	8	15	2	0	0	6	17	.362	4	0	11	0	.373	0	0	4-5	10	1	0	1.000
8 BANDY, Parker	.313	22-22	67	8	21	2	2	0	10	27	.403	6	1	13	1	.378	0	1	0-0	26	32	5	.921
17 RHEINECKER, Brooke	.313	20-15	32	6	10	1	0	0	3	11	.344	1	1	1	0	.353	0	4	4-6	11	1	1	.923
21 TILLOTSON, Abby	.271	21-20	48	9	13	3	0	2	11	22	.458	10	3	13	0	.419	1	0	1-1	84	6	0	1.000
12 BARNOUSKI, Addison	.220	20-20	50	10	11	2	1	2	10	21	.420	3	0	14	0	.264	0	0	4-4	14	29	3	.935
26 ELLIS, Ashley	.167	22-22	60	3	10	1	0	0	2	11	.183	5	1	19	2	.242	0	1	2-2	136	4	2	.986
-----																							
10 PRUETT, Darby	.308	14-8	26	3	8	2	0	2	10	16	.615	1	1	8	2	.357	0	0	0-0	4	15	2	.905
1 WERNIG, Claire	.267	13-2	15	4	4	2	0	0	2	6	.400	2	0	6	0	.353	0	0	1-1	1	0	1	.500
6 HAYES, Riley	.250	12-9	16	0	4	2	0	0	1	6	.375	4	0	7	0	.400	0	0	0-0	48	7	0	1.000
16 CONWAY, Randi Dae	.150	19-10	20	6	3	1	0	0	2	4	.200	1	0	5	0	.190	0	1	1-1	7	0	0	1.000
22 HARRIS, Madison	.118	18-2	17	7	2	0	0	0	3	2	.118	1	0	1	0	.158	1	0	2-3	0	0	0	.000
24 DONALD, Rachael	.000	3-1	4	0	0	0	0	0	0	0	.000	0	0	1	0	.000	0	0	0-0	6	3	0	1.000
14 ANDERSON, Kaylee	.000	5-0	3	1	0	0	0	0	0	0	.000	0	0	0	0	.000	0	0	0-0	0	0	0	.000
18 LONG, Mackenzie	.000	6-0	1	2	0	0	0	0	0	0	.000	0	0	0	0	.000	0	0	0-0	0	0	0	.000
Totals	.278	22	557	106	155	28	6	11	94	228	.409	60	14	128	5	.360	5	8	35-42	440	154	17	.972
Opponents	.239	22	557	73	133	22	3	17	68	212	.381	56	6	128	1	.314	2	11	14-19	428	151	21	.965

LOB - Team (111), Opp (119). DPs turned - Team (5), Opp (8). CI - Team (0), Opp (1). IBB - Team (0), Opp (2).

## (OVC games only Sorted by Earned run avg)

Player	era	w-l	app	gs	cg	sho	sv	ip	h	r	er	bb	so	2b	3b	hr	b/avg	wp	hp	bk	sfa	sha
15 THOGMARTIN, Haley	1.88	6-2	11	10	2	1/2	0	52.0	45	21	14	10	43	8	0	6	.228	0	1	0	0	6
19 KRUMREY, Madeline	3.67	4-4	11	11	6	0/0	1	63.0	69	40	33	25	54	12	2	7	.272	2	0	0	1	2
-----																						
9 ROOK, Rachel	1.48	5-1	12	0	0	0/2	2	23.2	10	5	5	14	26	0	1	1	.133	3	4	0	1	1
5 ESTES, Alexis	5.25	0-0	5	1	0	0/0	0	8.0	9	7	6	7	5	2	0	3	.290	0	1	0	0	2
Totals	2.77	15-7	22	22	8	3/2	3	146.2	133	73	58	56	128	22	3	17	.239	5	6	0	2	11
Opponents	4.50	7-15	22	22	12	3/0	0	141.2	154	106	91	60	128	28	6	11	.278	15	14	0	5	8

PB - Team (0), Opp (3). Pickoffs - Team (4), HAYES 2, TILLOTSON 2. SBA/ATT - KRUMREY (9-13), HAYES (9-11), TILLOTSON (5-7), ROOK (3-4), THOGMARTIN (2-2), DONALD (0-1).

# YOUR REDHAWKS

## SEASON/CAREER-HIGHS

### MULTIPLE-HIT GAMES

Player	2	3	4	5+	Total
Ashley Ellis	9	2	-	-	11
Rachel Anderson	7	4	-	-	11
Mykaela Arellanes	7	2	-	-	9
Addison Barnouski	6	-	-	-	6
Parker Bandy	4	-	-	-	4
Sarah Messex	2	1	-	-	3
Claudia Gallo	3	-	-	-	3
Chelsy Pena	2	-	-	-	2
Rachael Donald	2	-	-	-	2
Brooke Rheinecker	1	-	-	-	1
Madison Harris	1	-	-	-	1

### MULTIPLE-RBI GAMES

Player	2	3	4	5+	Total
Ashley Ellis	3	2	2	-	7
Rachel Anderson	4	1	1	-	6
Addison Barnouski	2	2	-	-	4
Mykaela Arellanes	2	1	-	-	3
Parker Bandy	2	1	-	-	3
Chelsy Pena	2	-	-	-	2
Rachael Donald	2	-	-	-	2
Claudia Gallo	1	-	-	-	1
Kaylee Anderson	1	-	-	-	1
Sarah Messex	-	1	-	-	1

### INNING-BY-INNING SUMMARY

Inning	SEMO	Opp.
First	26	24
Second	29	11
Third	23	4
Fourth	22	17
Fifth	23	21
Sixth	10	3
Seventh	10	6
Extra	0	0
Totals	143	86

### INNING-BY-INNING SUMMARY

Inning	SEMO	Opp.
First	0	0
Second	0	0
Third	0	0
Fourth	0	0
Fifth	0	0
Sixth	0	0
Seventh	0	0
Extra	0	0
Totals	0	0

### CURRENT HITTING STREAKS

Player	Games	Started
Rachel Anderson	4	3/8

### CURRENT REACHED BASE STREAKS

Player	Games	Started
Rachel Anderson	18	2/15
Ashley Ellis	12	2/22

### CAREER MULTIPLE-HIT GAMES

Player	2	3	4	5+	Total
Rachel Anderson	32	12	-	-	44
Mykaela Arellanes	31	7	-	-	38
Ashley Ellis	22	2	-	-	24
Sarah Messex	20	2	1	-	23
Addison Barnouski	18	2	-	-	20
Parker Bandy	17	2	-	-	19
Brooke Rheinecker	12	1	-	-	13
Claudia Gallo	7	1	-	-	8
Madison Harris	6	1	-	-	7
Chelsy Pena	2	-	-	-	2
Rachael Donald	2	-	-	-	2

### CAREER MULTIPLE-RBI GAMES

Player	2	3	4	5+	Total
Rachel Anderson	15	7	1	-	23
Sarah Messex	12	7	-	-	19
Ashley Ellis	9	5	2	1	17
Addison Barnouski	11	4	-	-	15
Parker Bandy	11	2	-	-	13
Mykaela Arellanes	9	2	1	-	12
Claudia Gallo	6	-	-	-	6
Madison Harris	4	-	-	-	4
Rachael Donald	3	-	-	-	3
Brooke Rheinecker	1	1	-	-	2
Chelsy Pena	2	-	-	-	2

### 14 KAYLEE ANDERSON

#### 2019 Hitting Season-Highs

At-Bats.....	4, 3x, last at Kansas (3/8)
Runs.....	1, 5x, last vs. UL Monroe (3/1)
Hits.....	1, 6x, last at Kansas (3/8)
Doubles.....	1, vs. Drake (2/23)
Triples.....	1, vs. Drake (2/22)
Home Runs.....	-
RBI.....	2, vs. Drake (2/23)
Stolen Bases.....	1, vs. Mississippi Valley State (2/17)

#### 2019 Pitching Season-Highs

Innings Pitched.....	3.0, vs. Coppin State (3/2)
Fewest Hits.....	1, 3x, last vs. Maine (3/10)
Most Hits.....	8, at Louisiana Tech (2/16)
Fewest Runs.....	0, at Arkansas (2/22)
Most Runs.....	7, at Louisiana Tech (2/16)
Fewest Walks.....	0, 2x, last vs. Coppin State (3/2)
Strikeouts.....	3, at Louisiana Tech (2/16)

#### Hitting Career-Highs

At-Bats.....	4, 3x, last at Kansas (3/8/19)
Runs.....	1, 6x, last vs. UL Monroe (3/1/19)
Hits.....	1, 6x, last at Kansas (3/8/19)
Doubles.....	1, vs. Drake (2/23/19)
Triples.....	1, vs. Drake (2/22/19)
Home Runs.....	-
RBI.....	2, vs. Drake (2/23/19)
Stolen Bases.....	1, vs. Mississippi Valley State (2/17/19)

#### Pitching Career-Highs

Innings Pitched.....	3.0, vs. Coppin State (3/2/19)
Fewest Hits.....	1, 4x, last vs. Maine (3/10/19)
Most Hits.....	8, at Louisiana Tech (2/16/19)
Fewest Runs.....	0, 2x, last at Arkansas (2/22/19)
Most Runs.....	7, at Louisiana Tech (2/16/19)
Fewest Walks.....	0, 4x, last vs. Coppin State (3/2/19)
Strikeouts.....	3, at Louisiana Tech (2/16/19)

### 2 RACHEL ANDERSON

#### 2019 Season-Highs

At-Bats.....	5, at Northern Iowa (2/9)
Runs.....	3, at Central Arkansas (3/1)
Hits.....	3, 4x, last at Central Arkansas (3/1)
Doubles.....	1, 5x, last at Kansas (3/8)
Triples.....	1, 4x, last at Central Arkansas (3/1)
Home Runs.....	1, 4x, last vs. Maine (3/10)
RBI.....	4, vs. Abilene Christian (2/15)
Stolen Bases.....	3, vs. UMKC (3/8)

#### Career-Highs

At-Bats.....	5, 2x, last at Northern Iowa (2/9/19)
Runs.....	3, 6x, last at Central Arkansas (3/1/19)
Hits.....	3, 12x, last at Central Arkansas (3/1/19)
Doubles.....	1, 26x, last at Kansas (3/8/19)
Triples.....	2, 2x, last at Alcorn State (2/25/17)
Home Runs.....	1, 12x, last vs. Maine (3/10/19)
RBI.....	4, vs. Abilene Christian (2/15/19)
Stolen Bases.....	3, vs. UMKC (3/8/19)

### 7 MYKAELA ARELLANES

#### 2019 Season-Highs

At-Bats.....	4, 8x, last vs. Maine (3/10)
Runs.....	3, 3x, last vs. Missouri State (3/2)
Hits.....	3, 2x, last vs. UMKC (3/8)
Doubles.....	1, at Arkansas (2/22)
Triples.....	1, vs. Mississippi Valley State (2/17)
Home Runs.....	1, 2x, last vs. IUPUI (2/23)
RBI.....	3, at Northern Iowa (2/9)
Stolen Bases.....	2, 2x, last at Kansas (3/10)

#### Career-Highs

At-Bats.....	5, vs. Tennessee State (4/28/18)
Runs.....	3, 4x, last vs. Missouri State (3/2/19)
Hits.....	3, 7x, last vs. UMKC (3/8/19)
Doubles.....	2, vs. Tennessee State (2/11/17)
Triples.....	2, vs. Jarvis Christian College (2/11/17)
Home Runs.....	1, 7x, last vs. IUPUI (2/23/19)
RBI.....	4, vs. Tennessee State (4/28/18)
Stolen Bases.....	4, vs. Alabama A&M (3/11/17)

### 8 PARKER BANDY

#### 2019 Season-Highs

At-Bats.....	4, 3x, last vs. UMKC (3/8)
Runs.....	3, 2x, last vs. Abilene Christian (2/15)
Hits.....	2, 4x, last vs. UMKC (3/8)
Doubles.....	1, 2x, last vs. UMKC (3/8)
Triples.....	1, 2x, last vs. Toledo (2/9)
Home Runs.....	1, vs. Abilene Christian (2/15)
RBI.....	3, vs. South Dakota State (2/8)
Stolen Bases.....	1, 2x, last vs. Fairleigh Dickinson (2/16)

#### Career-Highs

At-Bats.....	5, at SIU Edwardsville (4/14/17)
Runs.....	3, vs. Toledo (2/9/19)
Hits.....	3, 2x, last vs. UT Martin (4/17/18)
Doubles.....	1, 18x, last vs. UMKC (3/8/19)
Triples.....	1, 7x, last vs. Toledo (2/9/19)
Home Runs.....	1, 5x, last vs. Abilene Christian (2/15/19)
RBI.....	3, 2x, last vs. South Dakota State (2/8/19)
Stolen Bases.....	2, vs. Tennessee State (2/11/17)

### 12 ADDISON BARNOUSKI

#### 2019 Season-Highs

At-Bats.....	4, 4x, last at Kansas (3/10)
Runs.....	2, vs. UMKC (3/9)
Hits.....	2, 6x, last vs. UMKC (3/9)
Doubles.....	1, 4x, last at Kansas (3/8)
Triples.....	-
Home Runs.....	1, 2x, last vs. Drake (2/23)
RBI.....	3, 2x, last vs. Missouri State (3/2)
Stolen Bases.....	-

#### Career-Highs

At-Bats.....	4, 14x, last at Kansas (3/10/19)
Runs.....	3, at Murray State (4/8/18)
Hits.....	3, 2x, last at Alcorn State (2/25/17)
Doubles.....	1, 14x, last at Kansas (3/8/19)
Triples.....	1, 2x, last vs. Tennessee State (4/28/18)
Home Runs.....	1, 10x, last vs. Drake (2/23/19)
RBI.....	3, 4x, last vs. Missouri State (3/2/19)
Stolen Bases.....	2, 2x, last at Murray State (4/8/18)

#### Pitching Career-Highs

Innings Pitched.....	2.0, vs. Jarvis Christian College (2/11/17)
Fewest Hits.....	1, at Jackson State (2/12/17)
Most Hits.....	4, 2x, last vs. Middle Tennessee (2/17/17)
Fewest Runs.....	0, at Jackson State (2/12/17)
Most Runs.....	4, vs. Middle Tennessee (2/17/17)
Fewest Walks.....	0, 2x, last at Jackson State (2/12/17)
Strikeouts.....	1, vs. Middle Tennessee (2/17/17)

# YOUR REDHAWKS

## SEASON/CAREER-HIGHS

### 6 MARISA DAVIS

2019 Season/Career-Highs

Innings Pitched.....	3.0, vs. Drake (2/22)
Fewest Hits.....	0, 2x, last vs. Maine (3/10)
Most Hits.....	4, vs. Wichita State (2/15)
Fewest Runs.....	0, 6x, last vs. Maine (3/10)
Most Runs.....	4, 2x, last at Central Arkansas (3/1)
Fewest Walks.....	0, 4x, last vs. Maine (3/10)
Strikeouts.....	3, vs. Drake (2/23)

### 24 RACHAEL DONALD

2019 Season-Highs

At-Bats.....	4, vs. South Dakota State (2/8)
Runs.....	1, 4x, last vs. UMKC (3/9)
Hits.....	2, 2x, last vs. UMKC (3/9)
Doubles.....	1, 3x, last vs. Maine (3/10)
Triples.....	-
Home Runs.....	-
RBI.....	2, 2x, last vs. UMKC (3/9)
Stolen Bases.....	-

Career-Highs

At-Bats.....	4, vs. South Dakota State (2/8/19)
Runs.....	2, vs. Jarvis Christian College (2/11/17)
Hits.....	2, 2x, last vs. UMKC (3/9/19)
Doubles.....	1, 3x, last vs. Maine (3/10/19)
Triples.....	-
Home Runs.....	-
RBI.....	2, 3x, last vs. UMKC (3/9/19)
Stolen Bases.....	1, at Alabama State (2/23/18)

### 26 ASHLEY ELLIS

2019 Season-Highs

At-Bats.....	4, 6x, last at Kansas (3/10)
Runs.....	2, 2x, last vs. UMKC (3/8)
Hits.....	3, 2x, last vs. UMKC (3/8)
Doubles.....	1, 4x, last at Kansas (3/8)
Triples.....	1, at Northern Iowa (2/9)
Home Runs.....	2, vs. UMKC (3/8)
RBI.....	4, 2x, last vs. Fairleigh Dickinson (2/16)
Stolen Bases.....	1, vs. Drake (2/23)

Career-Highs

At-Bats.....	5, at Tennessee State (4/29/17)
Runs.....	2, 6x, last vs. UMKC (3/8/19)
Hits.....	3, 2x, last vs. UMKC (3/8/19)
Doubles.....	2, vs. Evansville (2/23/18)
Triples.....	1, 4x, last at Northern Iowa (2/9/19)
Home Runs.....	2, 2x, last vs. UMKC (3/8/19)
RBI.....	5, at Jackson State (2/12/17)
Stolen Bases.....	1, 5x, last vs. Drake (2/23/19)

### 10 ASHLEY EMERT

2019 Season/Career-Highs

At-Bats.....	3, vs. Abilene Christian (2/15)
Runs.....	1, vs. Maine (3/10)
Hits.....	1, vs. Abilene Christian (2/15)
Doubles.....	-
Triples.....	-
Home Runs.....	-
RBI.....	-
Stolen Bases.....	-

### 5 ALEXIS ESTES

2018 Season-Highs

Innings Pitched.....	5.1, vs. Maine (3/10)
Fewest Hits.....	0, vs. UL Monroe (3/1)
Most Hits.....	3, 2x, last vs. Wichita State (2/15)
Fewest Runs.....	0, 5x, last vs. Maine (3/10)
Most Runs.....	4, vs. Drake (2/23)
Fewest Walks.....	0, vs. UMKC (3/9)
Strikeouts.....	5, vs. UMKC (3/9)

Career-Highs

Innings Pitched.....	7.0, 3x, last vs. Eastern Kentucky (4/23/17)
Fewest Hits.....	0, 3x, last vs. UL Monroe (3/1/19)
Most Hits.....	13, at Missouri (4/18/17)
Fewest Runs.....	0, 16x, last vs. Maine (3/10/19)
Most Runs.....	8, at Missouri (4/18/17)
Fewest Walks.....	0, 10x, last vs. UMKC (3/9/19)
Strikeouts.....	8, 2x, last vs. Eastern Kentucky (4/23/17)

### 4 CLAUDIA GALLO

2019 Season-Highs

At-Bats.....	4, 4x, last at Arkansas (2/22)
Runs.....	3, at Northern Iowa (2/9)
Hits.....	2, 3x, last vs. Mississippi Valley State (2/17)
Doubles.....	1, 3x, last vs. UL Monroe (3/1)
Triples.....	1, vs. Mississippi Valley State (2/17)
Home Runs.....	1, at Northern Iowa (2/9)
RBI.....	2, at Northern Iowa (2/9)
Stolen Bases.....	1, 6x, last at Kansas (3/10)

Career-Highs

At-Bats.....	4, 6x, last at Arkansas (2/22/19)
Runs.....	3, at Northern Iowa (2/9/19)
Hits.....	3, vs. Murray State (4/9/17)
Doubles.....	1, 6x, last vs. UL Monroe (3/1/19)
Triples.....	1, 5x, last vs. Mississippi Valley State (2/17/19)
Home Runs.....	1, 3x, last at Northern Iowa (2/9/19)
RBI.....	2, 6x, last at Northern Iowa (2/9/19)
Stolen Bases.....	1, 9x, last at Kansas (3/10/19)

### 27 ANNA GRIFFIN

2019 Season/Career-Highs

At-Bats.....	4, at Central Arkansas (3/1)
Runs.....	1, 2x, last at Central Arkansas (3/1)
Hits.....	1, 3x, last at Central Arkansas (3/1)
Doubles.....	1, vs. UL Monroe (3/1)
Triples.....	-
Home Runs.....	1, 2x, last at Central Arkansas (3/1)
RBI.....	1, 2x, last at Central Arkansas (3/1)
Stolen Bases.....	-

### 22 MADISON HARRIS

2019 Season-Highs

At-Bats.....	3, 3x, last vs. Coppin State (3/2)
Runs.....	2, vs. Coppin State (3/2)
Hits.....	2, vs. Coppin State (3/2)
Doubles.....	-
Triples.....	1, vs. Coppin State (3/2)
Home Runs.....	-
RBI.....	1, 2x, last vs. Coppin State (3/2)
Stolen Bases.....	1, 2x, last vs. Coppin State (3/2)

Career-Highs

At-Bats.....	4, 6x, last at Murray State (4/8/18)
Runs.....	2, 4x, last vs. Coppin State (3/2/19)
Hits.....	3, vs. UMKC (3/17/17)
Doubles.....	1, 2x, last vs. Eastern Illinois (4/1/17)
Triples.....	1, vs. Coppin State (3/2/19)
Home Runs.....	1, at Kansas (3/19/17)
RBI.....	2, 4x, last vs. Tennessee State (4/28/18)
Stolen Bases.....	1, 8x, last vs. Coppin State (3/2/19)

### 18 MACKENZIE LONG

2019 Season-Highs

At-Bats.....	2, vs. Coppin State (3/2)
Runs.....	1, 6x, last vs. Maine (3/10)
Hits.....	-
Doubles.....	-
Triples.....	-
Home Runs.....	-
RBI.....	-
Stolen Bases.....	1, 2x, last vs. Mississippi Valley State (2/17)

Career-Highs

At-Bats.....	3, 2x, last at Eastern Kentucky (4/23/16)
Runs.....	1, 15x, last vs. Maine (3/10/19)
Hits.....	1, 2x, last at Eastern Kentucky (4/23/16)
Doubles.....	-
Triples.....	-
Home Runs.....	-
RBI.....	-
Stolen Bases.....	1, 5x, last vs. Mississippi Valley State (2/17/19)

### 11 DANINA MARTON

2019 Season-Highs

At-Bats.....	3, 2x, last vs. UMKC (3/9)
Runs.....	1, 3x, last vs. UMKC (3/8)
Hits.....	1, 2x, last vs. UMKC (3/9)
Doubles.....	1, vs. UMKC (3/9)
Triples.....	-
Home Runs.....	-
RBI.....	1, vs. UMKC (3/9)
Stolen Bases.....	-

Career-Highs

At-Bats.....	3, 2x, last vs. UMKC (3/9/19)
Runs.....	1, 3x, last vs. UMKC (3/8/19)
Hits.....	1, 2x, last vs. Coppin State (3/2/19)
Doubles.....	1, vs. UMKC (3/9/19)
Triples.....	-
Home Runs.....	-
RBI.....	-
Stolen Bases.....	-

### 3 SARAH MESSEX

2019 Season-Highs

At-Bats.....	4, 6x, last vs. UMKC (3/9)
Runs.....	3, vs. UL Monroe (3/1)
Hits.....	3, vs. South Dakota State (2/8)
Doubles.....	1, 5x, last at Central Arkansas (3/1)
Triples.....	-
Home Runs.....	1, 2x, last vs. UL Monroe (3/1)
RBI.....	3, vs. UL Monroe (3/1)
Stolen Bases.....	1, 3x, last vs. Maine (3/10)

Career-Highs

At-Bats.....	4, 15x, last vs. UMKC (3/9/19)
Runs.....	3, 2x, last vs. UL Monroe (3/1/19)
Hits.....	4, at Murray State (4/8/18)
Doubles.....	2, 3x, last vs. Tennessee State (4/28/18)
Triples.....	1, 2x, last vs. SIU Edwardsville (5/9/18)
Home Runs.....	1, 13x, last vs. UL Monroe (3/1/19)
RBI.....	3, 6x, last vs. UL Monroe (3/1/19)
Stolen Bases.....	2, 2x, last vs. SIU Edwardsville (4/13/18)

# YOUR REDHAWKS

SEASON/CAREER-HIGHS

## 21 CHELSY PENA

2019 Season-Highs

At-Bats.....4, vs. Coppin State (3/2)  
Runs.....2, vs. UMKC (3/8)  
Hits.....2, 2x, last vs. Coppin State (3/2)  
Doubles.....2, vs. Coppin State (3/2)  
Triples.....-  
Home Runs.....-  
RBI.....2, 2x, last vs. UMKC (3/9)  
Stolen Bases.....2, vs. UL Monroe (3/1)

## 1 PAYTON PIERCE

2019 Season-Highs

At-Bats.....1, 3x, last vs. Maine (3/10)  
Runs.....-  
Hits.....1, vs. Coppin State (3/2)  
Doubles.....1, vs. Coppin State (3/2)  
Triples.....-  
Home Runs.....-  
RBI.....-  
Stolen Bases.....-

## 17 BROOKE RHEINECKER

2019 Season-Highs

At-Bats.....3, 6x, last vs. Coppin State (3/2)  
Runs.....2, at Northern Iowa (2/9)  
Hits.....2, at Northern Iowa (2/9)  
Doubles.....-  
Triples.....-  
Home Runs.....-  
RBI.....1, 3x, last vs. Maine (3/10)  
Stolen Bases.....1, 4x, last vs. IUPUI (2/23)

Career-Highs

At-Bats.....4, 6x, last vs. Morehead State (4/22/17)  
Runs.....2, 5x, last at Northern Iowa (2/9/19)  
Hits.....3, vs. Alabama A&M (3/11/17)  
Doubles.....1, at Austin Peay (4/6/18)  
Triples.....-  
Home Runs.....-  
RBI.....3, vs. Jarvis Christian College (2/11/17)  
Stolen Bases.....2, 2x, last vs. Tennessee State (4/28/18)

## 9 RACHEL ROOK

2019 Season

Innings Pitched.....7.0, at Kansas (3/8)  
Fewest Hits.....0, 4x, last vs. Drake (2/23)  
Most Hits.....8, vs. Missouri State (3/2)  
Fewest Runs.....0, 7x, last at Kansas (3/8)  
Most Runs.....5, vs. Missouri State (3/2)  
Fewest Walks.....0, 7x, last at Kansas (3/8)  
Strikeouts.....9, vs. UL Monroe (3/1)

Career-Highs

Innings Pitched.....7.0, at Kansas (3/8/19)  
Fewest Hits.....0, 13x, last vs. Drake (2/23/19)  
Most Hits.....8, vs. Missouri State (3/2/19)  
Fewest Runs.....0, 20x, last at Kansas (3/8/19)  
Most Runs.....5, vs. Missouri State (3/2/19)  
Fewest Walks.....0, 18x, last at Kansas (3/8/19)  
Strikeouts.....9, vs. UL Monroe (3/1/19)

## 15 HALEY THOGMARTIN

2019 Season/Career-Highs

Innings Pitched.....7.0, vs. IUPUI (2/23)  
Fewest Hits.....0, 3x, last vs. Maine (3/10)  
Most Hits.....8, at Arkansas (2/21)  
Fewest Runs.....0, 7x, last at Kansas (3/10)  
Most Runs.....6, 3x, last vs. Drake (2/22)  
Fewest Walks.....0, 6x, last at Kansas (3/10)  
Strikeouts.....7, 2x, last vs. Fairleigh Dickinson (2/16)

Career-Highs

Innings Pitched.....7.0, 6x, last vs. IUPUI (2/23/19)  
Fewest Hits.....0, 7x, last vs. Maine (3/10/19)  
Most Hits.....9, 3x, last at Creighton (3/10/18)  
Fewest Runs.....0, 25x, last at Kansas (3/10/19)  
Most Runs.....9, vs. UMKC (3/6/16)  
Fewest Walks.....0, 34x, last at Kansas (3/10/19)  
Strikeouts.....9, vs. Belmont (4/29/18)

## 20 LEAHA WININGER

2019 Season-Highs

At-Bats.....3, vs. Coppin State (3/2)  
Runs.....1, 2x, last vs. UMKC (3/8)  
Hits.....-  
Doubles.....-  
Triples.....-  
Home Runs.....-  
RBI.....-  
Stolen Bases.....1, vs. Coppin State (3/2)

# YOUR REDHAWKS

## SEASON/CAREER STATISTICS



2019 Southeast Missouri Softball  
Individual Season/Career Summary for Southeast Missouri (as of Mar 11, 2019)  
(All games Sorted by Batting avg)



Record: 17-7 Home: 0-0 Away: 6-2 Neutral: 11-5 OVC: 0-0

Player	SEASON													CAREER												
	Avg	G-GS	AB	R	H	2B	3B	HR	RBI	BB	Hbp	SO	Sb-Att	Avg	G-GS	AB	R	H	2B	3B	HR	RBI	BB	Hbp	SO	Sb-Att
2 ANDERSON, Rachel	.453	24-24	75	20	34	5	4	4	22	11	1	9	10-11	.405	127-127	378	91	153	26	18	12	81	56	5	50	37-50
26 ELLIS, Ashley	.435	24-24	69	14	30	4	1	8	27	6	0	11	1-1	.269	124-124	334	37	90	17	4	17	68	35	4	81	5-5
7 ARELLANES, Mykaela	.384	24-24	73	24	28	1	1	2	12	14	1	14	8-9	.347	116-116	360	88	125	18	7	7	51	57	3	60	33-38
12 BARNOUSKI, Addison	.371	24-24	62	12	23	4	0	2	17	8	2	9	0-0	.295	115-97	275	52	81	16	2	12	58	22	4	57	11-11
24 DONALD, Rachael	.286	19-15	35	4	10	3	0	0	4	6	1	10	0-0	.216	36-17	51	7	11	3	0	0	7	7	2	14	1-1
4 GALLO, Claudia	.260	20-20	50	6	13	3	1	1	5	3	7	7	6-7	.263	97-61	167	24	44	6	5	3	22	9	17	36	10-12
21 PENA, Chelsy	.250	19-7	32	6	8	3	0	0	7	2	0	5	2-2	.250	19-7	32	6	8	3	0	0	7	2	0	5	2-2
17 RHEINECKER, Brooke	.250	16-11	32	6	8	0	0	0	3	2	0	3	4-5	.282	109-73	209	36	59	1	0	0	12	5	1	21	22-28
27 GRIFFIN, Anna	.231	10-2	13	2	3	1	0	2	2	3	0	3	0-0	.231	10-2	13	2	3	1	0	2	2	3	0	3	0-0
3 MESSEX, Sarah	.224	24-24	67	13	15	5	0	2	8	12	3	16	3-3	.240	176-176	438	76	105	20	2	13	77	68	17	107	22-30
8 BANDY, Parker	.200	22-22	55	11	11	2	2	1	12	4	0	14	2-2	.273	122-121	319	53	87	18	7	5	54	38	4	68	10-12
22 HARRIS, Madison	.190	16-4	21	4	4	0	1	0	2	2	0	3	2-2	.237	101-30	139	32	33	2	1	1	17	16	0	20	8-10
14 ANDERSON, Kaylee	.188	16-9	32	5	6	1	1	0	2	1	1	4	1-2	.140	33-12	50	7	7	1	1	0	2	2	1	9	1-2
10 EMERT, Ashley	.100	10-4	10	1	1	0	0	0	0	1	0	5	0-0	.100	10-4	10	1	1	0	0	0	0	1	0	5	0-0
1 PIERCE, Payton	.333	4-0	3	0	1	1	0	0	0	0	0	1	0-1	.332	76-0	238	51	79	13	1	3	22	32	6	47	23-32
11 MARTON, Danina	.250	11-1	8	3	2	1	0	0	1	0	0	2	0-1	.300	14-1	10	3	3	1	0	0	1	1	0	2	0-1
16 CONWAY, Randi Dae	.200	10-1	5	4	1	0	0	0	0	0	0	1	0-0	.203	66-22	59	23	12	1	0	0	2	2	1	17	3-5
20 WININGER, Leah	.000	8-0	6	2	0	0	0	0	0	1	0	1	1-2	.000	8-0	6	2	0	0	0	0	0	1	0	1	1-2
18 LONG, Mackenzie	.000	17-0	4	6	0	0	0	0	0	0	0	1	2-2	.095	67-3	21	15	2	0	0	0	0	2	1	9	5-5
6 DAVIS, Marisa	.000	1-0	0	0	0	0	0	0	0	0	0	0	0-0	.244	42-29	78	12	19	1	0	0	9	8	1	17	10-11
9 ROOK, Rachel	.000	1-1	0	0	0	0	0	0	0	0	0	0	0-0	.000	1-1	0	0	0	0	0	0	0	0	0	0	0-0
Totals	.304	24-24	652	143	198	34	11	22	124	77	16	119	42-50													
Opponents	.255	24-24	601	86	153	24	1	9	81	73	10	139	18-22													

(All games Sorted by Earned run avg)

Player	SEASON													CAREER													
	ERA	W-L	App	GS	CG	Sho	Sv	IP	H	R	ER	BB	SO	ERA	W-L	App	GS	CG	Sho	Sv	IP	H	R	ER	BB	SO	
5 ESTES, Alexis	1.73	4-1	8	6	0	0	1	24.1	14	9	6	16	16	3.97	13-12	55	28	3	0	3	155.1	164	111	88	73	100	
15 THOGMARTIN, Haley	2.25	7-3	16	10	3	1	1	62.1	59	31	20	19	58	3.22	29-22	85	51	12	4	2	295.2	320	176	136	84	195	
9 ROOK, Rachel	2.76	5-2	14	6	1	1	0	38.0	38	16	15	13	45	2.92	10-7	40	9	1	1	4	86.1	72	39	36	37	99	
-----																											
6 DAVIS, Marisa	5.13	0-1	10	1	0	0	0	15.0	17	13	11	12	12	5.13	0-1	10	1	0	0	0	15.0	17	13	11	12	12	
14 ANDERSON, Kaylee	6.35	1-0	9	1	0	0	1	14.1	25	17	13	13	8	6.00	1-0	12	1	0	0	1	18.2	30	20	16	14	9	
Player	CH	PO	A	E	Fld%	SBA	CSB	SBA%	PB	CI	Ch	PO	A	E	Fld%	SBA	CSB	SBA%	PB	CI							
21 PENA, Chelsy	31	28	3	0	1.000	2	2	.500	0	0	31	28	3	0	1.000	2	2	.500	0	0							
7 ARELLANES, Mykaela	26	26	0	0	1.000	0	0	---	0	0	137	129	3	5	.964	0	0	---	0	0							
5 ESTES, Alexis	10	3	7	0	1.000	0	1	.000	0	0	50	7	42	1	.980	13	6	.684	0	0							
22 HARRIS, Madison	5	2	3	0	1.000	0	0	---	0	0	15	6	8	1	.933	0	0	---	0	0							
20 WININGER, Leah	4	3	1	0	1.000	0	0	---	0	0	4	3	1	0	1.000	0	0	---	0	0							
17 RHEINECKER, Brooke	2	2	0	0	1.000	0	0	---	0	0	39	35	1	3	.923	0	0	---	0	0							
9 ROOK, Rachel	1	1	0	0	1.000	5	2	.714	0	0	11	3	8	0	1.000	8	5	.615	0	0							
11 MARTON, Danina	1	1	0	0	1.000	0	0	---	0	0	1	1	0	0	1.000	0	0	---	0	0							
24 DONALD, Rachael	101	95	4	2	.980	12	2	.857	2	0	126	116	8	2	.984	13	3	.813	2	0							
2 ANDERSON, Rachel	44	39	4	1	.977	0	0	---	0	0	221	200	18	3	.986	0	0	---	0	0							
4 GALLO, Claudia	38	37	0	1	.974	0	0	---	0	0	110	103	5	2	.982	0	0	---	0	0							
3 MESSEX, Sarah	65	30	33	2	.969	0	0	---	0	0	601	261	301	39	.935	3	0	1.000	0	0							
10 EMERT, Ashley	32	31	0	1	.969	4	0	1.000	1	0	32	31	0	1	.969	4	0	1.000	1	0							
26 ELLIS, Ashley	120	112	4	4	.967	0	0	---	0	0	793	753	28	12	.985	0	0	---	0	0							
12 BARNOUSKI, Addison	59	20	34	5	.915	0	0	---	0	0	214	60	137	17	.921	1	0	1.000	0	0							
8 BANDY, Parker	41	18	17	6	.854	0	0	---	0	0	370	194	152	24	.935	0	0	---	0	0							
14 ANDERSON, Kaylee	12	5	5	2	.833	1	1	.500	0	0	26	13	11	2	.923	2	2	.500	0	0							
6 DAVIS, Marisa	5	2	2	1	.800	6	0	1.000	0	0	151	71	64	16	.894	6	0	1.000	0	0							
27 GRIFFIN, Anna	8	5	1	2	.750	0	0	---	0	0	8	5	1	2	.750	0	0	---	0	0							
15 THOGMARTIN, Haley	7	2	3	2	.714	6	0	1.000	0	0	53	13	35	5	.906	30	6	.833	0	0							
1 PIERCE, Payton	0	0	0	0	.000	0	0	---	0	0	146	133	5	8	.945	0	0	---	0	0							
16 CONWAY, Randi Dae	0	0	0	0	.000	0	0	---	0	0	39	23	13	3	.923	0	0	---	0	0							
18 LONG, Mackenzie	0	0	0	0	.000	0	0	---	0	0	7	4	3	0	1.000	0	0	---	0	0							
Totals	612	462	121	29	.953	18	4	.818	3	0																	
Opponents	654	458	158	38	.942	42	8	.840	3	1																	

# YOUR REDHAWKS

## GAME-BY-GAME HITTING

Opponent	AB	R	H	RBI	2B	3B	HR	BB	IBB	SB	CS	HBP	SAC	SF	GDP	K	PO	A	E	Avg
Southeast Missouri	32	7	12	7	1	1	0	4	0	3	0	0	0	0	0	1	21	4	1	.375
South Dakota State	29	3	7	3	1	0	1	6	0	0	0	1	0	0	0	5	21	9	1	.241
Southeast Missouri	29	5	8	5	3	1	0	3	0	0	0	1	0	0	0	2	21	3	3	.328
Northern Iowa	28	1	5	1	0	0	0	3	0	1	0	1	0	0	0	5	21	11	0	.211
Southeast Missouri	28	16	13	13	0	1	2	9	0	2	0	1	0	0	0	2	15	3	0	.371
Northern Iowa	18	0	4	0	1	0	0	1	0	0	0	0	0	0	0	4	15	6	4	.213
Southeast Missouri	28	7	12	7	2	2	0	3	0	3	1	0	0	0	0	6	21	7	1	.385
Toledo	25	5	6	5	0	0	2	6	0	1	0	1	0	1	0	4	18	6	1	.220
Southeast Missouri	24	1	4	1	1	0	1	1	0	0	1	1	0	0	0	13	21	3	0	.348
Drake	29	6	9	6	0	1	0	4	0	3	0	0	0	1	0	9	21	2	0	.240
Southeast Missouri	14	0	1	0	0	0	0	1	0	0	0	0	1	0	0	2	13	1	2	.323
Wichita State	21	8	9	8	4	0	1	2	0	1	0	0	1	1	0	0	15	4	0	.267
Southeast Missouri	28	10	14	9	0	1	4	2	0	2	0	0	0	0	0	1	15	3	0	.350
Abilene Christian	18	2	4	2	0	0	1	2	0	0	0	0	1	0	0	7	5	2	4	.262
Southeast Missouri	21	3	5	3	3	0	0	1	0	0	0	1	0	0	0	7	14	3	2	.338
Louisiana Tech	26	11	13	11	4	0	0	5	0	3	0	1	1	0	0	8	15	4	1	.294
Southeast Missouri	28	8	10	8	0	1	2	5	0	3	0	0	1	0	0	3	18	2	1	.341
Fairleigh Dickinson	19	0	2	0	0	0	0	3	0	0	0	0	1	0	0	9	18	7	1	.277
Southeast Missouri	29	7	8	3	1	1	1	3	0	4	0	0	0	0	0	1	21	6	1	.333
Mississippi Valley State	25	0	4	0	0	0	0	1	0	0	0	0	1	0	0	9	18	10	4	.265
Southeast Missouri	25	1	4	1	0	0	0	0	0	0	1	0	0	0	0	13	18	4	2	.318
Arkansas	29	7	10	7	1	0	2	3	0	0	0	0	0	1	0	4	21	7	1	.273
Southeast Missouri	27	2	5	2	0	1	0	7	0	3	0	1	0	0	1	10	21	4	4	.307
Drake	29	6	8	6	2	0	0	5	0	2	0	0	1	0	0	4	21	2	2	.274
Southeast Missouri	31	6	10	6	1	0	2	1	0	0	0	0	0	0	0	8	21	4	1	.308
Arkansas	27	1	7	1	0	0	0	5	0	0	0	1	0	0	1	2	21	7	1	.272
Southeast Missouri	29	5	7	5	2	0	2	1	0	2	1	0	0	0	0	7	18	6	2	.303
Drake	23	7	7	6	0	0	0	8	0	2	1	0	2	0	0	4	21	5	2	.275
Southeast Missouri	24	5	3	5	1	0	1	1	0	2	0	0	0	0	0	2	21	6	3	.292
IUPUI	27	3	6	2	0	0	0	3	0	2	0	0	0	1	0	3	18	4	3	.271
Southeast Missouri	25	8	8	6	3	0	1	1	0	5	0	1	0	1	0	2	18	5	1	.299
UL-Monroe	19	0	2	0	1	0	0	3	0	0	2	0	1	0	0	10	6	2	5	.263
Southeast Missouri	34	11	14	9	3	1	3	1	0	0	1	0	0	0	0	5	21	4	2	.308
Central Arkansas	28	7	7	6	1	0	0	3	0	1	0	1	0	0	0	6	21	7	2	.262
Southeast Missouri	31	11	10	8	3	1	0	6	0	3	1	0	0	0	0	3	21	7	1	.309
Coppin State	27	5	8	4	1	0	0	3	0	0	0	1	0	1	1	8	21	12	2	.264
Southeast Missouri	29	4	9	4	1	0	0	3	0	0	0	1	0	0	1	4	18	8	2	.309
Missouri State	31	7	13	6	2	0	1	0	0	1	0	1	0	0	0	6	21	10	2	.274
Southeast Missouri	29	8	9	6	1	0	2	10	0	3	0	1	0	0	0	4	21	10	0	.309
UMKC	25	2	4	2	0	0	0	1	0	1	0	0	0	0	0	6	21	5	0	.268
Southeast Missouri	28	2	8	2	3	0	0	3	0	1	0	3	0	0	1	3	21	6	0	.308
Kansas	23	0	4	0	2	0	0	0	0	0	0	2	1	0	0	2	21	8	1	.264
Southeast Missouri	25	8	8	7	3	0	0	4	0	2	1	0	0	0	0	6	21	7	0	.308
UMKC	25	2	5	2	3	0	1	2	0	0	0	0	1	0	0	13	18	8	2	.261
Southeast Missouri	30	6	9	5	1	0	1	5	0	1	1	1	0	0	0	9	21	8	1	.308
Maine	23	2	3	2	0	0	0	3	0	0	0	0	0	1	1	8	21	10	3	.256
Southeast Missouri	25	2	5	1	0	0	0	2	0	3	0	4	1	0	0	5	21	7	0	.304
Kansas	27	1	6	1	1	0	0	1	0	0	1	0	0	0	0	3	21	4	1	.255
Southeast Missouri																				
Missouri State																				
Southeast Missouri																				
Northern Illinois																				
Southeast Missouri																				
Omaha																				
Southeast Missouri																				
Detroit-Mercy																				
Southeast Missouri																				
Omaha																				
Southeast Missouri																				
Southern Illinois																				

# YOUR REDHAWKS

## GAME-BY-GAME HITTING

Southeast Missouri

Tennessee State

Southeast Missouri

Tennessee State

Southeast Missouri

Belmont

Southeast Missouri

Belmont

Southeast Missouri

Morehead State

Southeast Missouri

Morehead State

Southeast Missouri

Eastern Kentucky

Southeast Missouri

Eastern Kentucky

Southeast Missouri

SIU Edwardsville

Southeast Missouri

SIU Edwardsville

Southeast Missouri

UT Martin

Southeast Missouri

UT Martin

Southeast Missouri

Austin Peay

Southeast Missouri

Austin Peay

Southeast Missouri

Murray State

Southeast Missouri

Murray State

Southeast Missouri

Eastern Illinois

Southeast Missouri

Eastern Illinois

Southeast Missouri

Missouri

Southeast Missouri

Missouri

Southeast Missouri

Tennessee Tech

Southeast Missouri

Tennessee Tech

Southeast Missouri

Jacksonville State

Southeast Missouri

Jacksonville State

# YOUR REDHAWKS

## GAME-BY-GAME PITCHING

Opponent	IP	H	R	ER	BB	SO	2B	3B	HR	WP	BK	HBP	DP	IBB	Score	W-L	SV	ERA
Southeast Missouri	7.0	7	3	3	6	5	1	0	1	0	0	1	0	0	7-3	1-0	0	3.86
South Dakota State	7.0	12	7	7	4	1	1	1	0	1	0	0	0	0	3-7	0-1	0	9.00
Southeast Missouri	7.0	5	1	1	3	5	0	0	0	1	0	1	0	0	5-1	2-0	0	2.57
Northern Iowa	7.0	8	5	5	3	2	3	1	0	1	0	1	0	0	1-5	0-2	0	7.71
Southeast Missouri	5.0	4	0	0	1	4	1	0	0	0	0	0	1	0	16-0	3-0	0	1.89
Northern Iowa	5.0	13	16	8	9	2	0	1	2	1	0	1	0	0	0-16	0-3	0	9.47
Southeast Missouri	7.0	6	5	5	6	4	0	0	2	2	0	1	1	0	7-5	4-0	1	3.12
Toledo	6.0	12	7	7	3	6	2	2	0	1	0	0	0	0	5-7	0-4	0	9.72
Southeast Missouri	7.0	9	6	6	4	9	0	1	0	0	0	0	0	0	1-6	4-1	1	4.09
Drake	7.0	4	1	1	1	13	1	0	1	1	0	1	0	0	6-1	1-4	0	7.88
Southeast Missouri	4.1	9	8	6	2	0	4	0	1	0	0	0	0	0	0-8	4-2	1	5.06
Wichita State	5.0	1	0	0	1	2	0	0	0	0	0	0	1	0	8-0	2-4	0	6.81
Southeast Missouri	5.0	4	2	2	2	7	0	0	1	0	0	0	0	0	10-2	5-2	1	4.89
Abilene Christian	4.1	14	10	10	2	1	0	1	4	0	1	0	0	0	2-10	2-5	0	8.27
Southeast Missouri	4.2	13	11	9	5	8	4	0	0	1	0	1	0	0	3-11	5-3	1	6.13
Louisiana Tech	5.0	5	3	0	1	7	3	0	0	0	0	1	0	0	11-3	3-5	0	7.38
Southeast Missouri	6.0	2	0	0	3	9	0	0	0	1	0	0	1	0	8-0	6-3	1	5.43
Fairleigh Dickinson	6.0	10	8	8	5	3	0	1	2	0	0	0	0	0	0-8	3-6	0	7.91
Southeast Missouri	7.0	4	0	0	1	9	0	0	0	0	0	0	0	0	7-0	7-3	1	4.80
Mississippi Valley State	6.0	8	7	3	3	1	1	1	1	0	0	0	0	0	0-7	3-7	0	7.56
Southeast Missouri	6.0	10	7	3	3	4	1	0	2	0	0	0	0	0	1-7	7-4	1	3.71
Arkansas	7.0	4	1	0	0	13	0	0	0	1	0	0	0	0	7-1	4-7	0	5.25
Southeast Missouri	7.0	8	6	3	5	4	2	0	0	0	0	0	0	0	2-6	7-5	1	3.64
Drake	7.0	5	2	2	7	10	0	1	0	1	0	1	1	0	6-2	5-7	0	4.94
Southeast Missouri	7.0	7	1	1	5	2	0	0	0	1	0	1	1	0	6-1	8-5	2	3.41
Arkansas	7.0	10	6	5	1	8	1	0	2	0	0	0	0	0	1-6	5-8	0	4.94
Southeast Missouri	6.0	7	7	3	8	4	0	0	0	0	0	0	0	0	5-7	8-6	2	3.42
Drake	7.0	7	5	5	1	7	2	0	2	0	0	0	0	0	7-5	6-8	1	4.95
Southeast Missouri	7.0	6	3	1	3	3	0	0	0	1	0	0	1	0	5-3	9-6	2	3.24
IUPUI	6.0	3	5	1	1	2	1	0	1	0	0	0	1	0	3-5	6-9	1	4.70
Southeast Missouri	6.0	2	0	0	3	10	1	0	0	1	0	0	0	0	8-0	10-6	2	3.04
UL-Monroe	5.2	8	8	6	1	2	3	0	1	0	0	1	0	0	0-8	6-10	1	4.87
Southeast Missouri	7.0	7	7	6	3	6	1	0	0	0	0	1	0	0	11-7	11-6	2	3.24
Central Arkansas	7.0	14	11	10	1	5	3	1	3	2	0	0	0	0	7-11	6-11	1	5.22
Southeast Missouri	7.0	8	5	5	3	8	1	0	0	0	0	1	2	0	11-5	12-6	2	3.35
Coppin State	7.0	10	11	9	6	3	3	1	0	2	0	0	0	0	5-11	6-12	1	5.45
Southeast Missouri	6.0	13	7	4	0	6	2	0	1	0	0	1	0	0	4-7	12-7	2	3.41
Missouri State	7.0	9	4	3	3	4	1	0	0	0	0	1	2	0	7-4	7-12	2	5.31
Southeast Missouri	7.0	4	2	2	1	6	0	0	0	0	0	0	0	0	8-2	13-7	2	3.33
UMKC	7.0	9	8	8	10	4	1	0	2	3	0	1	0	0	2-8	7-13	2	5.46
Southeast Missouri	7.0	4	0	0	0	2	2	0	0	1	0	2	1	0	2-0	14-7	2	3.16
Kansas	7.0	8	2	2	3	3	3	0	0	0	0	3	2	0	0-2	7-14	2	5.28
Southeast Missouri	7.0	5	2	2	2	13	3	0	1	1	0	0	0	0	8-2	15-7	3	3.10
UMKC	6.0	8	8	6	4	6	3	0	0	0	0	0	1	0	2-8	7-15	2	5.35
Southeast Missouri	7.0	3	2	2	3	8	0	0	0	0	0	0	1	0	6-2	16-7	3	3.05
Maine	7.0	9	6	6	5	9	1	0	1	1	0	1	0	0	2-6	7-16	2	5.38
Southeast Missouri	7.0	6	1	1	1	3	1	0	0	0	0	0	0	0	2-1	17-7	3	2.95
Kansas	7.0	5	2	2	2	5	0	0	0	0	0	4	0	0	1-2	7-17	2	5.23
Southeast Missouri																		
Missouri State																		
Southeast Missouri																		
Northern Illinois																		
Southeast Missouri																		
Omaha																		
Southeast Missouri																		
Detroit-Mercy																		
Southeast Missouri																		
Omaha																		
Southeast Missouri																		
Southern Illinois																		

# YOUR REDHAWKS

## GAME-BY-GAME PITCHING

Southeast Missouri

Tennessee State

Southeast Missouri

Belmont

Southeast Missouri

Belmont

Southeast Missouri

Morehead State

Southeast Missouri

Morehead State

Southeast Missouri

Eastern Kentucky

Southeast Missouri

Eastern Kentucky

Southeast Missouri

SIU Edwardsville

Southeast Missouri

SIU Edwardsville

Southeast Missouri

UT Martin

Southeast Missouri

UT Martin

Southeast Missouri

Austin Peay

Southeast Missouri

Austin Peay

Southeast Missouri

Murray State

Southeast Missouri

Murray State

Southeast Missouri

Eastern Illinois

Southeast Missouri

Eastern Illinois

Southeast Missouri

Missouri

Southeast Missouri

Missouri

Southeast Missouri

Tennessee Tech

Southeast Missouri

Tennessee Tech

Southeast Missouri

Jacksonville State

Southeast Missouri

Jacksonville State

# YOUR REDHAWKS

## GAME-BY-GAME LINEUPS

Opponent	P	C	1B	2B	3B	SS	LF	CF	RF	DP
South Dakota State	Thogmartin	Donald	Ellis	Bandy	Barnouski	Messex	Gallo	R. Anderson	Arellanes	Rheinecker
Northern Iowa	Estes	Emert	Ellis	Bandy	Barnouski	Messex	Gallo	R. Anderson	Arellanes	Harris
Northern Iowa	Thogmartin	Donald	Ellis	Bandy	Barnouski	Messex	Gallo	R. Anderson	Arellanes	Rheinecker
Toledo	Estes	Pena	Ellis	Bandy	Barnouski	Messex	Gallo	R. Anderson	Arellanes	K. Anderson
Drake	Thogmartin	Pena	Ellis	Bandy	Barnouski	Messex	Gallo	R. Anderson	Arellanes	Rheinecker
Wichita State	Estes	Donald	Ellis	Bandy	Barnouski	Messex	Gallo	R. Anderson	Arellanes	Rheinecker
Abilene Christian	Thogmartin	Emert	Ellis	Bandy	Barnouski	Messex	Gallo	R. Anderson	Arellanes	K. Anderson
Louisiana Tech	Rook	Donald	Ellis	Bandy	Barnouski	Messex	Gallo	R. Anderson	Arellanes	Conway
Fairleigh Dickinson	Estes	Emert	Ellis	Bandy	Barnouski	Messex	Gallo	R. Anderson	Arellanes	Harris
Mississippi Valley State	Thogmartin	Donald	Ellis	Bandy	Barnouski	Messex	Gallo	R. Anderson	Arellanes	Rheinecker
Arkansas	Rook	Donald	Ellis	Bandy	Barnouski	Messex	Gallo	R. Anderson	Arellanes	Rheinecker
Drake	Thogmartin	Donald	Ellis	Bandy	Barnouski	Messex	Gallo	R. Anderson	Arellanes	K. Anderson
Arkansas	Rook	Donald	Ellis	Bandy	Barnouski	Messex	Gallo	R. Anderson	Arellanes	K. Anderson
Drake	Estes	Donald	Ellis	Bandy	Barnouski	Messex	Gallo	R. Anderson	Arellanes	K. Anderson
IUPUI	Thogmartin	Emert	Ellis	Harris	Barnouski	Messex	Gallo	R. Anderson	Arellanes	Rheinecker
UL Monroe	Rook	Pena	Ellis	K. Anderson	Barnouski	Messex	Gallo	R. Anderson	Arellanes	Bandy
Central Arkansas	Davis	Donald	Ellis	Bandy	Barnouski	Messex	Rheinecker	R. Anderson	Arellanes	Griffin
Coppin State	K. Anderson	Pena	Ellis	Harris	Barnouski	Messex	Rheinecker	R. Anderson	Arellanes	Griffin
Missouri State	Rook	Donald	Ellis	Bandy	Barnouski	Messex	Rheinecker	R. Anderson	Arellanes	K. Anderson
UMKC	Thogmartin	Donald	Ellis	Bandy	Barnouski	Messex	Gallo	R. Anderson	Arellanes	Pena
Kansas	Rook	Pena	Ellis	Bandy	Barnouski	Messex	Gallo	R. Anderson	Arellanes	K. Anderson
UMKC	Estes	Donald	Ellis	Bandy	Barnouski	Messex	Marton	R. Anderson	Arellanes	Pena
Maine	Estes	Donald	Ellis	Bandy	Barnouski	Messex	Gallo	R. Anderson	Arellanes	K. Anderson
Kansas	Thogmartin	Donald	Ellis	Bandy	Barnouski	Messex	Gallo	R. Anderson	Arellanes	Rheinecker
Missouri State										
Northern Illinois										
Omaha										
Detroit-Mercy										
Omaha										
Southern Illinois										
Tennessee State										
Tennessee State										
Belmont										
Belmont										
Morehead State										
Morehead State										
Eastern Kentucky										
Eastern Kentucky										
SIU Edwardsville										
SIU Edwardsville										
UT Martin										
UT Martin										
Austin Peay										
Austin Peay										
Murray State										
Murray State										
Eastern Illinois										
Eastern Illinois										
Missouri										
Missouri										
Tennessee Tech										
Tennessee Tech										
Jacksonville State										
Jacksonville State										

# YOUR REDHAWKS

## 2019 STATISTICS

### HITTING GAME HIGHS

At bats:	34
Runs scored:	16
Hits:	14
RBIs:	13
Doubles:	3
Triples:	2
Home runs:	4
Total bases:	28
Walks:	10
Strikeouts:	13
Sac hits:	1
Sac flies:	1
Stolen bases:	5
Hit by pitch:	4
Caught stealing:	1
Runners LOB:	12
Hit into DP:	2

### FIELDING GAME HIGHS

Putouts:	21
Assists:	10
Errors:	3
Passed balls:	1
DPs turned:	2

### PITCHING GAME HIGHS

Innings pitched:	7.0
Runs allowed:	11
Earned runs:	9
Walks allowed:	8
Strikeouts:	13
Hits allowed:	13
Doubles allowed:	4
Triples allowed:	1
Homers allowed:	2
Wild pitches:	2
Hit batters:	2

### INDIVIDUAL HITTING GAME HIGHS

At bats:	5
Runs scored:	3
Hits:	3
RBIs:	4
Doubles:	2
Triples:	1
Home runs:	2
Total bases:	9
Walks:	3
Strikeouts:	3
Sac hits:	1
Sac flies:	1
Stolen bases:	3
Hit by pitch:	2
Caught stealing:	1
Runners LOB:	5

### INDIVIDUAL FIELDING GAME HIGHS

Putouts:	13
Assists:	5
Errors:	3
Passed balls:	1

### INDIVIDUAL PITCHING GAME HIGHS

Innings pitched:	7.0
Runs allowed:	7
Earned runs:	6
Walks allowed:	4
Strikeouts:	9
Hits allowed:	8
Doubles allowed:	2
Triples allowed:	1
Homers allowed:	2
Wild pitches:	2
Hit batters:	2

at Central Arkansas (03-01-19)
at UNI (02-09-19)
(2 games)
at UNI (02-09-19)
(7 games)
vs Toledo (02-09-19 at Cedar Falls, Iowa)
vs Abilene Christian (02-15-19 at Ruston, La.)
(2 games)
vs UMKC (03-08-19 at Lawrence, Kan.)
(2 games)
(4 games)
vs Louisiana-Monroe (03-01-19 at Conway, Ark.)
vs Louisiana-Monroe (03-01-19 at Conway, Ark.)
at Kansas (03-10-19)
(8 games)
vs Drake (02-22-19 at Fayetteville, Ark.)
(2 games)

(15 games)
vs UMKC (03-08-19 at Lawrence, Kan.)
(3 games)
(3 games)
vs Coppin State (03-02-19 at Conway, Ark.)

(15 games)
at Louisiana Tech (02-16-19)
at Louisiana Tech (02-16-19)
vs Drake (02-23-19 at Fayetteville, Ark.)
vs UMKC (03-09-19 at Lawrence, Kan.)
(2 games)
(2 games)
vs Drake (02-10-19 at Cedar Falls, Iowa)
(2 games)
vs Toledo (02-09-19 at Cedar Falls, Iowa)
at Kansas (03-08-19)

ANDERSON, Rachel at UNI (02-09-19)
(8 games)
(9 games)
(3 games)
PENA, Chelsy vs Coppin State (03-02-19)
(11 games)
ELLIS, Ashley vs UMKC (03-08-19 at Lawrence, Kan.)
ELLIS, Ashley vs UMKC (03-08-19 at Lawrence, Kan.)
ARELLANES, Mykaela at UNI (02-09-19)
(3 games)
(4 games)
BARNOUSKI, Addison vs Louisiana-Monroe (03-01-19)
ANDERSON, Rachel vs UMKC (03-08-19)
(2 games)
(8 games)
ARELLANES, Mykaela at Kansas (03-08-19)

DONALD, Rachael vs UMKC (03-09-19)
MESSEX, Sarah vs UMKC (03-08-19)
BARNOUSKI, Addison at UNI (02-08-19)
(3 games)

(2 games)
ANDERSON, Kaylee at Louisiana Tech (02-16-19)
THOGMARTIN, Haley vs Drake (02-10-19)
(2 games)
ROOK, Rachel vs Louisiana-Monroe (03-01-19)
(3 games)
(7 games)
THOGMARTIN, Haley vs Drake (02-10-19)
(2 games)
ROOK, Rachel vs Toledo (02-09-19)
ROOK, Rachel at Kansas (03-08-19)

### SOUTHEAST MISSOURI'S RECORD

Overall:	17-7
At Home:	0-0
On the Road:	6-2
At Neutral Sites:	11-5
Against Non-OVC Opponents:	17-7
Against OVC Opponents:	0-0
In Home OVC Games:	0-0
In Away OVC Games:	0-0
vs. Ranked Teams:	1-1
In February:	9-6
In March:	8-1
In April:	0-0
In May:	0-0
On Mondays:	0-0
On Tuesdays:	0-0
On Wednesdays:	0-0
On Thursdays:	0-1
On Fridays:	8-2
On Saturdays:	6-3
On Sundays:	3-1
In Day Games:	14-7
In Night Games:	3-0
In Extra Inning Games:	0-0
When Redhawks Score First:	11-1
When Opponents Score First:	6-6
vs. Left-Handed Starter:	3-2
vs. Right-Handed Starter:	14-5
In 1-Run Games:	1-0
In 2-Run Games:	3-1
In 5+ Run Games:	9-4
Shutouts:	5-1
When Leading After Six Innings:	12-0
When Trailing After Six Innings:	1-5
When Tied After Six Innings:	0-0
When Redhawks Starter Goes 6 or more Innings:	2-0
When Redhawks Get 10 or more Hits:	8-0
When Redhawks Outhit Opponents:	15-0
When Redhawks Get Outhit:	2-6
When Hits are Tied:	0-1
When Scoring 0-2 Runs:	2-4
When Scoring 3-5 Runs:	2-3
When Scoring 6-9 Runs:	9-0
When Scoring 10+ Runs:	4-0
When Opponents Score 0-2 Runs:	12-0
When Opponents Score 3-5 Runs:	4-0
When Opponents Score 6-9 Runs:	1-6
When Opponents Score 10+ Runs:	0-1
Without Hitting a Home Run:	7-5
When Hitting 1 Home Run:	4-1
When Hitting 2+ Home Runs:	6-1
Committing 0 Errors:	6-1
Committing 1 Error:	8-0
Committing 2+ Errors:	3-6