

YOUR REDHAWKS

2018-19 SOUTHEAST MISSOURI BASKETBALL

GAME
31



BELMONT (24-4, 15-2) VS. SOUTHEAST MISSOURI (10-20, 5-12)

Date.....Saturday, March 2, 2019
Tip-Off.....7 p.m., CT
Location.....Cape Girardeau, Mo.
Arena.....Show Me Center (7,000)
Series History.....Belmont leads, 7-0
Last Meeting.....Belmont 97, SEMO 71
 (Jan. 31, 2019 / Nashville, Tenn.)

Head Coaches.....Rick Ray (81-139 overall;
 44-79 at SEMO; 24-43 OVC). Rick Byrd
 (802-399 overall; 710-344 at Belmont; 96-19 OVC).

Strategic Communications
 Jeff Honza
 Assistant Director of Athletics
Phone: (573) 651-2933
Email: redhawk1@me.com

Gameday Coverage

Radio.....Real Rock 99.3 FM & ESPN 1220 AM
 (Erik Sean, Jess Bolen)

Video.....ESPN+

Live Stats.....GoSoutheast.com

Twitter.....@SEMOMBB

GOSOUTHEAST.COM

#LETSSOAR

2018-19 SCHEDULE/RESULTS

November (4-3)

6	at Saint Louis	ESPN+	L, 65-75
10	at Bradley	ESPN3	L, 57-68
12	Quincy	ESPN+	W, 102-66
16	vs. Jacksonville !		W, 77-71
17	vs. UT Chattanooga !		W, 63-42
19	at South Alabama	ESPN+	L, 58-79
27	Missouri S&T	ESPN+	W, 72-69

December (1-5)

1	Western Illinois	ESPN+	L, 63-70
4	at Mississippi Valley State		W, 77-57
8	Southern Illinois	ESPN+	L, 73-83
15	at The Citadel	ESPN+	L, 74-86
17	at #10 Florida State	ACC NETWORK EXTRA	L, 68-85
21	Abilene Christian	ESPN+	L, 68-70

January (2-7, 2-7 OVC)

3	at SIU Edwardsville*	ESPN+	L, 88-94
5	UT Martin*	ESPN+	W, 74-69 OT
10	Austin Peay*	ESPN+	L, 60-78
12	Murray State*	ESPN+	L, 67-85
17	at Morehead State*	ESPN+	L, 69-73
19	at Eastern Kentucky*	ESPN+	L, 83-85
24	SIU Edwardsville*	ESPN+	L, 86-87 3OT
26	Eastern Illinois*	ESPN3	W, 64-59
31	at Belmont*	ESPN+	L, 71-97

February (3-5, 3-5 OVC)

2	at Tennessee State*	ESPN+	L, 50-79
7	Tennessee Tech*	ESPN+	W, 71-66 OT
9	Jacksonville State*	ESPN+	L, 64-81
14	at UT Martin*	ESPN+	L, 72-81
16	at Eastern Illinois*	ESPN+	W, 88-79
21	at Austin Peay*	ESPN+	L, 70-83
23	at Murray State*	ESPN+	L, 67-103
28	Tennessee State*	ESPN+	W, 89-74

March (0-0, 0-0 OVC)

2	Belmont*	ESPN+	7 p.m.
6-9	OVC Tournament		Evansville, Ind.

All games are broadcast live on the radio at Real Rock 99.3 FM and ESPN 1220 AM. All times are Central and subject to change; * - Denotes Ohio Valley Conference Game; ! - South Alabama Tournament, Mobile, Ala.

Two-Game Home Stand

Southeast Missouri (10-20, 5-12) ends its 2018-19 season at home when it hosts Ohio Valley Conference leader Belmont (24-4, 15-2) Saturday. Tip-off is set for 7 p.m., CT, at the Show Me Center.

Follow the Redhawks

Fans can listen to Saturday's game live on the radio at Real Rock 99.3 FM and ESPN 1220 AM. Erik Sean will call the action. Watch live on ESPN+. Live stats can be accessed at GoSoutheast.com. Twitter updates provided @SEMOMBB.

Series History

Belmont is undefeated at 7-0 in its all-time series against Southeast Missouri. The Bruins are 4-0 in Nashville and 3-0 in Cape Girardeau. Belmont won, 97-71, during the last meeting between these teams on Dec. 31. This year marks the first time since Belmont joined the Ohio Valley Conference that the teams play each other twice.

Redhawks Eliminated

Southeast Missouri and Tennessee Tech were both eliminated from this year's Ohio Valley Conference Tournament Thursday. Austin Peay, Belmont, Jacksonville State and Murray State have clinched spots and will be top four seeds. Eastern Illinois and Morehead State have secured berths in the eight-team tournament.

Senior Night

The Redhawks will honor seniors Jonathan Dalton, Mark Laros and Donnie Lewis prior to tipoff Saturday. Dalton played three years at Southeast Missouri and started the last two seasons at point guard. He averaged 4.6 points and 3.4 assists in 91 games and 59 starts in his career. Dalton accumulated 311 assists and went over 100 in each of the last two seasons of his career. He ranks ninth all-time in career assists at SEMO. Laros saw action in 57 games and made seven starts in two years with the Redhawks. He averaged 4.5 points and 3.2 rebounds per contest and shot 60.5 percent from the field in his career. Lewis, a walk-on, played in 53 games and made two starts in two seasons at SEMO.

Hot From Downtown

Southeast Missouri shot a season-high 73.7 percent from 3-point range against Tennessee State (Feb. 28). The Redhawks knocked down 14-of-19 threes with five players making two or more. The .737 three-point field goal percentage is SEMO's highest in a game since it shot 81.8 percent (9-of-11) at Southeastern Louisiana on Dec. 1, 2012.

THIS IS SEMO

Southeast Missouri or **SEMO** is the preferred reference for Southeast Missouri State University athletic teams. Southeastern Missouri State is not an acceptable reference.



YOUR REDHAWKS

2018-19 BASKETBALL NOTES / BELMONT GAME

Season-High in Free Throws

To go along with its strong shooting performance from long range, Southeast Missouri made a season-high 27 free throws in its win over Tennessee State (Feb. 28). It was the fourth time this season where the Redhawks made 20 or more free throws in a game.

Dalton Does it Again

Jonathan Dalton dished out five assists against Tennessee State (Feb. 28) and went over 100 assists for the second-straight season. Dalton leads the Redhawks with 102 assists and averages 3.4 per game this year. He has a total of 311 assists in his career.

Caldwell Out for Season

Freshman guard Alex Caldwell is out for Southeast Missouri's final four games of the season. Caldwell sprained his MCL and ACL during the team's practice on Feb. 19. He is SEMO's third-leading scorer with 8.7 points a game in 24 games and five starts this year.

No Missed Free Throws

Southeast Missouri did not miss a free throw in a game for the first time this season when it went 12-of-12 at Austin Peay (Feb. 21). It marked the first time SEMO went perfect at the free throw line in a minimum of 10 attempts since vs. Sacramento State (10-of-10, Feb. 19, 2011).

Career Day for Dalton

Senior point guard Jonathan Dalton scored a career-high 17 points and went over 300 career assists in Southeast Missouri's win over Eastern Illinois (Feb. 16). Dalton shot 4-of-6 from the field and accounted for eight of SEMO's nine free throws made. He also went over 300 career assists after finishing with five dishes against the Panthers. Dalton followed that up with 10 points at Austin Peay (Feb. 21).

Season Sweep

The Redhawks completed their first sweep of an Ohio Valley Conference opponent when it beat Eastern Illinois, 88-79, on Feb. 16. This year marked the second-straight where Southeast Missouri beat the Panthers twice.

2018-19 SOUTHEAST MISSOURI REDHAWKS ROSTER

No.	Name	Pos.	Ht.	Wt.	Cl.	Yr.	Hometown (High School/College)
0	Alex Caldwell	G	6-0	170	Fr.	1st	Columbia, S.C. (Wilson)
1	Khalil Cuffee	G	6-4	210	Fr.	2nd	Fairburn, Ga. (Langston Hughes)
2	Jordan Love	G	6-5	165	Fr.	1st	Durham, N.C. (Voyager Academy)
3	Skyler Hogan	G	6-5	213	Jr.	4th	Melbourne, Fla. (Holy Trinity Episcopal/Embry-Riddle)
4	Oscar Kao	G	6-0	175	So.	2nd	Taipei, Taiwan (Songshan/Marshalltown CC)
5	Jonathan Dalton	G	5-10	155	Sr.	4th	New Orleans, La. (West Jefferson/Copiah-Lincoln CC)
11	Nygai Russell	G	6-4	195	Fr.	2nd	Houston, Texas (ASPIRE Academy, Louisville, Ky.)
13	Isaiah Gable	F	6-7	195	So.	2nd	Greenville, Ohio (Greenville)
14	Quatarrius Wilson#	F	6-8	200	Sr.	4th	Mobile, Ala. (Gardendale/McNeese State)
15	Donnie Lewis*	G	6-1	170	Sr.	4th	Lexington, Ky. (Paul Dunbar/Spalding University)
22	Jack Lake*	C	6-8	215	Sr.	5th	Jackson, Mo. (Saxony Lutheran/Fontbonne)
23	Sage Tolbert	F	6-8	200	Fr.	1st	Richmond, Texas (Combine Academy, Charlotte, N.C.)
25	Ledarius Brewer	G	6-5	200	So.	2nd	Meridian, Miss. (Meridian)
30	Gabe McGlothlan	F	6-7	225	Fr.	1st	Gilbert, Ariz. (Putnam Science Academy, Conn.)
42	Mark Laros	C	6-10	223	Sr.	4th	Hengelo, Netherlands (Montessori College Twente/Mineral Area College)

* Walk-on

Will sit out the season due to NCAA Division I transfer regulations

Head Coach: Rick Ray, Fourth Year (Grand View College, 1994)

Associate Head Coach: Adam Gordon, Fourth Year (Tampa, 2006)

Assistant Coach: Nick Lagroone, Fourth Year (Southern Wesleyan, 2011)

Assistant Coach: Keith Pickens, First Year (Missouri State, 2013)

Director of Operations: Al Myers, First Year (Wichita State, 1992)

Graduate Assistant: Kevin Kozan, First Year (Henderson State, 2016)

Pronunciations

Khalil Cuffee kah-leel
 Oscar Kao cow
 Mark Laros lair-ohs
 Nygai Russell nye-juhl

Breakdown by Class

Seniors 4
 Juniors 2
 Sophomores 3
 Freshmen 6



2018-19 OHIO VALLEY CONFERENCE STANDINGS (AS OF FEB. 28)

	OVC					Overall				
	Record	Pct.	Home	Away	Streak	Record	Pct.	Home	Away	Neutral
Belmont	15-2	.882	8-1	7-1	W12	24-4	.857	13-1	11-3	0-0
Murray State	15-2	.882	7-1	8-1	W8	24-4	.857	14-1	10-3	0-0
Jacksonville State	14-3	.824	8-1	6-2	W6	22-8	.733	11-1	9-7	2-0
Austin Peay	13-4	.765	7-2	6-2	L1	21-9	.700	10-2	8-6	3-1
Eastern Illinois	7-10	.412	4-4	3-6	L4	14-16	.467	7-5	5-10	2-1
Morehead State	7-10	.412	4-5	3-5	L1	11-19	.367	7-7	3-11	1-1
Eastern Kentucky	6-11	.353	5-3	1-8	W1	13-17	.433	9-4	3-11	1-2
SIUE	6-11	.353	4-4	2-7	W1	10-19	.345	7-7	2-11	1-1
Tennessee State	6-11	.353	4-5	2-6	L1	9-20	.310	6-7	3-13	0-0
UT Martin	5-12	.294	4-4	1-8	L3	10-18	.357	9-4	1-14	0-0
Southeast Missouri	5-12	.294	4-4	1-8	W1	10-20	.333	6-7	2-13	2-0
Tennessee Tech	3-14	.176	1-8	2-6	L9	7-23	.233	5-10	2-13	0-0



YOUR REDHAWKS

2018-19 BASKETBALL NOTES / BELMONT GAME

Big Road Win

Southeast Missouri picked up its first Ohio Valley Conference road win of the season with its 88-79 victory over Eastern Illinois (Feb. 16). The Redhawks ended an eight-game road losing streak. SEMO finished at 1-8 on the road in OVC play.

Mr. Double-Double

Freshman Gabe McGlothran recorded a double-double in three of his last six games. McGlothran finished with 27 points and 16 rebounds vs. Tennessee Tech (Feb. 7), 13 points and 10 boards against Jacksonville State (Feb. 9) and 13 points and 10 rebounds at Eastern Illinois (Feb. 16). He has a team-high four double-doubles this season and became the first Redhawk to get a double-double in back-to-back games since Antonius Cleveland accomplished the feat vs. Belmont (13 pts., 11 reb.) and Tennessee State (21 pts., 10 reb.) in 2015-16.

Russell Nabs New Season-High

Nygai Russell put up a season-high 12 points in Southeast Missouri's loss at Murray State (Feb. 23). Russell made 4-of-7 field goals and 4-of-5 free throws. He scored double figures for the fifth time this year. It also marked the first time in Russell's career where he scored double figures in back-to-back contests.

More Season-Highs

Southeast Missouri reached new season-highs in field goal percentage and assists at Eastern Illinois (Feb. 16). The Redhawks shot 54 percent (34-of-63) for their best field goal percentage in an Ohio Valley Conference game and added 23 assists. It was the third time SEMO shot over 51 percent this season and third where the Redhawks got 20 or more assists.

Eighty or More

The Redhawks 89 points against Tennessee State (Feb. 28) marked a season-high in Ohio Valley Conference play. Southeast Missouri won that game, 89-74, marking the third time it was victorious in a game it scored 80 or more points this year. SEMO scored 80 or more on six occasions and is 3-3 in those contests.

Nice Lift

Guard Oscar Kao gave Southeast Missouri a big boost off the bench in its 88-79 win at Eastern Illinois (Feb. 16). Kao scored a season-high nine points and had four assists in 19 minutes. He followed that up with four assists in a season-high 20 minutes at Murray State (Feb. 23). Kao had four assists in three of his last four games off the bench.

2018-19 STATS COMPARISON

<u>BEL</u>		<u>SEMO</u>
24-4	Record	10-20
15-2	Conference Record	5-12
88.5	Points Per Game	71.7
74.3	Opp. Points Per Game	76.5
+14.2	Scoring Margin	-4.8
.504	Field Goal Percentage	.440
.424	Opp. Field Goal Percentage	.453
.382	3-Point Field Goal Percentage	.369
.345	Opp. 3-Point Field Goal Percentage	.321
.734	Free Throw Percentage	.689
.710	Opp. Free Throw Percentage	.721
39.1	Rebounds Per Game	34.9
34.9	Opp. Rebounds Per Game	36.7
+4.3	Rebounding Margin	-1.8
20.1	Assists Per Game	13.0
11.9	Turnovers Per Game	14.4
+0.8	Turnover Margin	-1.6
3.9	Blocks Per Game	2.5
7.0	Steals Per Game	6.0

THIS WEEK'S SCHEDULE/RESULTS

Thursday, February 28

Eastern Kentucky 82, Austin Peay 80
Murray State 71, Morehead State 52
SIUE 76, Tennessee Tech 68
Belmont 112, UT Martin 67

Southeast Missouri 89, Tennessee State 74

Jacksonville State 89, Eastern Illinois 84 ^{2OT}

Saturday, March 2

Tennessee Tech at Eastern Illinois, 3:15 p.m., CT
Tennessee State at UT Martin, 3:30 p.m., CT
Jacksonville State at SIUE, 5 p.m., CT
Morehead State at Eastern Kentucky, 6 p.m., CT
Austin Peay at Murray State, 7 p.m., CT

Belmont at Southeast Missouri, 7 p.m., CT

SOUTHEAST MISSOURI PROBABLE STARTERS



3

Skyler Hogan
G / 6-5 / 213 / Jr.
Melbourne, Fla.


10.6 ppg, 3.3 rpg,
1.1 apg



11

Nygai Russell
G / 6-4 / 195 / Fr.
Houston, Texas


5.2 ppg, 2.5 rpg,
1.4 apg



23

Sage Tolbert
F / 6-8 / 200 / Fr.
Richmond, Texas

6.4 ppg, 5.1 rpg,
0.3 apg



30

Gabe McGlothran
F / 6-7 / 225 / Fr.
Gilbert, Ariz.

7.5 ppg, 6.1 rpg,
0.9 apg



5

Jonathan Dalton
G / 5-10 / 155 / Sr.
New Orleans, La.

6.6 ppg, 2.4 rpg,
3.4 apg

YOUR REDHAWKS

2018-19 BASKETBALL NOTES / BELMONT GAME

HONORS & AWARDS

Preseason All-OVC

Ledarrius Brewer, So., G

OVC Newcomer of the Week

Skyler Hogan, G, Nov. 19

Skyler Hogan, G, Dec. 10

OVC Freshman of the Week

Gabe McGlothan, F, Feb. 11

2018-19 OVC PRESEASON POLL

Team (First-Place Votes)

Belmont (8).....	227
Murray State (9).....	221
Jacksonville State (7).....	211
Austin Peay.....	188
Tennessee Tech.....	135
Eastern Kentucky.....	118
Eastern Illinois.....	116
Tennessee State.....	101
Southeast Missouri.....	82
Morehead State.....	78
UT Martin.....	77
SIU Edwardsville.....	30

2018-19 PRESEASON ALL-OVC TEAM

Name, Position, School

Shaq Buchanan, G, Murray State

Ledarrius Brewer, G, Southeast Missouri

Jason Burnell, F, Jacksonville State

Christian Cunningham, F, Jacksonville State

Lamontrey Harris, F, Morehead State

Fatodd Lewis, F, UT Martin

Terrell Lewis, G, Eastern Illinois

Nick Mayo, F, Eastern Kentucky

Kevin McClain, G, Belmont

Ja Morant, G, Murray State

Terry Taylor, G/F, Austin Peay

Dylan Windler, G/F, Belmont

Preseason Player of the Year

Dylan Windler, G/F, Belmont

McGlothan Named OVC Co-Freshman of the Week

Southeast Missouri freshman forward Gabe McGlothan was named Ohio Valley Conference Co-Freshman of the Week on Feb. 11. A native of Gilbert, Arizona, McGlothan had a huge week posting a double-double in back-to-back starts. He scored a season-high 27 points, grabbed 16 rebounds and made a jumper with two seconds left to send the game to overtime against Tennessee Tech (Feb. 7). McGlothan threw down a monstrous dunk with 48 seconds left in overtime to send SEMO to victory. Two days later, he scored 13 points and had 10 rebounds against Jacksonville State (Feb. 9) for his team-high third double-double of the season. For the week, McGlothan shot 61.5 percent (16-of-26) from the field, knocked down three 3-pointers and made 5-of-6 free throws (83.3 percent). He posted double-digit rebounds in four of his six OVC starts. Belmont's Dylan Windler (Player of the Week), UT Martin's Quintin Dove (Newcomer of the Week) and Eastern Kentucky's Jomaru Brown (Co-Freshman of the Week) rounded out the honorees.

Big Second Half

After not playing in the first half, Gabe McGlothan came off the bench to score a team-high 21 points in the final 20 minutes at UT Martin (Feb. 14). McGlothan shot 9-of-13 from the field, knocked down a pair of 3-pointers and grabbed six rebounds in 19 minutes.

Season-High in Steals

The Redhawks collected a season-high 13 steals off 19 forced turnovers at UT Martin (Feb. 14). Skyler Hogan (3), Jonathan Dalton (2), Ledarrius Brewer (2) and Oscar Kao (2) all had multiple steals in that game. The 19 forced turnovers matched a season-high. Southeast Missouri scored 29 points off those turnovers.

Rebounding Machine

For the fifth time this season, Gabe McGlothan reached double figures in the rebound column when he grabbed 10 at Eastern Illinois (Feb. 16). McGlothan leads the team and ranks 12th in the Ohio Valley Conference with 6.1 rebounds per game.

McGlothan Goes Off

Freshman forward Gabe McGlothan scored a career-high 27 points and pulled down 16 rebounds in Southeast Missouri's 71-66 overtime win over Tennessee Tech (Feb. 7). McGlothan buried a jumper to send the game to overtime with two seconds left in regulation. McGlothan shot 10-of-14 from the field, knocked down two 3-pointers and went 5-of-6 at the free throw line. He also added two blocks, a steal and four dunks. McGlothan's thunderous putback dunk off a missed layup by Isaiah Gable with 48 seconds in overtime gave SEMO a four-point lead and the Redhawks never looked back.

Fifth OVC Win

Southeast Missouri put together another strong 40 minutes of basketball to claim its fifth Ohio Valley Conference win of the season with a 89-74 victory over Tennessee State (Feb. 28). The Redhawks shot over 70 percent from 3-point range and 54 percent from the field to key the win.

Strong Showing

Isaiah Gable accumulated 13 points and eight rebounds in 23 minutes off the bench at Eastern Illinois (Feb. 16). Gable shot 5-of-8 from the field and knocked down three 3-pointers. All of six of Gable's double-digit scoring games have come in Ohio Valley Conference play.

New Lineup

Southeast Missouri started three freshmen for the first time this season when Nygal Russell, Gabe McGlothan and Sage Tolbert joined Ledarrius Brewer and Jonathan Dalton in the starting five vs. Tennessee Tech (Feb. 7). It was the seventh different starting lineup combination for the Redhawks. Russell (10 pts.) and McGlothan (27 pts, 16 reb.) each scored double figures against the Golden Eagles. Russell, McGlothan, Tolbert, Dalton and Brewer started each of the last two contests.

YOUR REDHAWKS

2018-19 BASKETBALL NOTES / BELMONT GAME

Nice Run Down the Stretch

Southeast Missouri trailed, 51-44, with 4:35 left in regulation when it rattled off 10-straight points to take the lead against Tennessee Tech (Feb. 7). Nygal Russell scored a layup on back-to-back possessions to put SEMO ahead, 54-51, with 2:33 remaining. That surge eventually led to Gabe McGlothan sending the game to overtime. The Redhawks and Golden Eagles went back-and-forth in a game that featured seven ties and 11 lead changes.

20 and Counting

Guard Ledarrius Brewer scored double figures for the 20th time this season when he dropped in 10 points vs. Tennessee State (Feb. 28). Brewer's 20 double-digit scoring games are most on the team. He has scored double figures a total of 42 times in his career.

Season-High From Downtown

Eighteen of Ledarrius Brewer's 22 points against Belmont (Jan. 31) came from 3-point range. Brewer buried a season-high 6-of-8 treys for a 75 percent clip. He now leads Southeast Missouri with 40 three-pointers made and shot 9-of-16 (56.3 percent) from beyond the arc those two starts.

Free Throw Difference

Southeast Missouri has been outscored in 18 of 30 games at the free throw line this season. The Redhawks were outscored 32-4 at the charity stripe in their loss to Belmont (Jan. 31) marking the seventh time they were outscored by double-digits in free throws.

McGlothan Rises in Starting Role

Since joining the starting lineup vs. SIU Edwardsville (Jan. 24), freshman Gabe McGlothan has scored double figures four times and pulled down double-digit rebounds in five of eight starts. McGlothan also has four double-doubles in that span. He shot 36-of-70 (.514) from the field, knocked down seven 3-pointers and scored over 20 points twice during that stretch, as well.

Clamping Down

The Redhawks got seven-straight stops on the defensive end to seal their recent 64-59 win over Eastern Illinois (Jan. 26). Southeast Missouri also forced three turnovers in the final minute of the contest.

Over 80

The Redhawks scored more than 80 points for the sixth time this season when they put up 89 against Tennessee State (Feb. 29). Southeast Missouri scored a season-high 102 points vs. Quincy (Nov. 12), 88 points vs. SIU Edwardsville (Jan. 3), 86 vs. SIUE (Jan. 24), 88 points at Eastern Illinois (Feb. 16) and 83 points at Eastern Kentucky (Jan. 19) during its other 80-plus point performances.

Overtime Games

After its 71-66 win over Tennessee Tech (Feb. 7), Southeast Missouri now stands at 2-1 in overtime games this year. The Redhawks overcame a 16-point halftime deficit to get by UT Martin, 74-69, for their lone Ohio Valley Conference win on Jan. 5. The SIU Edwardsville game marked the first time SEMO played a triple overtime contest in 11 years. The Redhawks beat Austin Peay, 121-116, the last time they played three overtimes on Jan. 29, 2008.

Nifty Fifty

Southeast Missouri's game against Eastern Illinois (Jan. 26) marked the 50th career game for Ledarrius Brewer and 50th career start for point guard Jonathan Dalton. Brewer matched a season-high 24 points against the Panthers, while Dalton added six points and three assists.

Halftime Lead

Southeast Missouri led at the half for the eighth time this season when it headed into the locker room with a 46-39 advantage vs. Eastern Illinois (Feb. 16). SEMO is 6-2 in games where it leads at halftime this year. It was also the Redhawks second halftime lead in 16 Ohio Valley Conference contests.

SHOW ME CENTER INFORMATION

Photographers

Photographers working the floor level at the Show Me Center are required to shoot from behind the dash lines along the baselines and must sit on the floor in those areas. The Director of Strategic Communications may identify other positions off the court where photographers may work, provided the view is not blocked for fans. At no time may photographers work directly from behind the official scorer's table and team benches, and in front of any courtside signage. No tripods may be placed on or beside the court.

Postgame Procedure

All interview requests for Southeast student-athletes must be made to a member of the Southeast Missouri Strategic Communications staff prior to the end of each game. Student-athletes will be escorted to postgame press conferences in the front meeting rooms of the Show Me Center. Media representatives are not allowed in the dressing room area. Redhawks head coach Rick Ray will address the media during press conferences after every game and the opposing head coach will be invited upon request. Ray will join press conferences immediately after his postgame radio obligation with the Redhawks Radio Network.

Credentials

Credentials are required for entrance to the Show Me Center. To request season or single game credentials, please contact Southeast Missouri Assistant Director of Athletics for Strategic Communications Jeff Honza by phone (573) 651-2933 or email jhonza@semo.edu / redhawk1@me.com. Credentials can be picked up at the NCAA pass gate located inside the main entrance of the Show Me Center.

Press Row

Media will be issued assigned seats course side on the north side of the Show Me Center. Press row is reserved for working media only. Professional decorum is expected at all times. Cheering or outward expression is strictly prohibited.

Gameday Information

Game notes, rosters, statistics and other information is available on press row and in the media workroom at the Show Me Center on gamedays. Weekly releases will be published online at GoSoutheast.com.

Phone Lines

One phone line will be provided to the visiting team's official radio station courtesy of the Redhawks Radio Network. If additional phone lines are needed, they must be secured by calling (573) 651-2275 at least one week in advance.

Wireless Internet

The Show Me Center is equipped with wireless internet. Please see a member of the Southeast Missouri Strategic Communications staff for login information.

YOUR REDHAWKS

2018-19 BASKETBALL NOTES / BELMONT GAME

Brewer Clears 100

Ledarius Brewer reached the 100 mark in career 3-pointers made and free throws made at Eastern Kentucky (Jan. 19). Brewer shot 3-of-7 from beyond the arc and 3-of-4 at the free throw line against the Colonels. He is now 113-of-331 (.341) from 3-point range and 126-of-171 (.737) at the free throw line as a Redhawk.

Clutch Caldwell

In his fourth start, Alex Caldwell scored 10 points against Eastern Kentucky (Jan. 19). Caldwell went 4-of-8 from the field and converted a clutch 3-point play to tie the game at 83-83 with seven seconds left. He made a tough shot on the baseline and was fouled on the play. Caldwell was one of three Redhawks with double figures in the scoring column against the Colonels.

Hogan Scores 20 Again

Skyler Hogan scored a team-high 20 points and pulled down five rebounds in 27 minutes at Eastern Kentucky (Jan. 19). Hogan made 5-of-8 field goals and buried a season-best 10-of-13 free throws. It was the first time a Southeast Missouri player made over 10 free throws in a game since Ledarius Brewer went 11-of-13 vs. SIU Edwardsville (Feb. 17, 2018).

Gable Hits 20

Forward Isaiah Gable scored double figures for the fourth time in six starts when he led Southeast Missouri with 20 points against Morehead State (Jan. 17). Gable made 8-of-14 field goals, 4-of-9 three-pointers and grabbed three rebounds in 29 minutes. It was the second time he scored 20 or more points in a game this season.

First OVC Start

Ledarius Brewer returned to the starting lineup for his first Ohio Valley Conference start of the season against Morehead State (Jan. 17). Brewer scored eight points and had four rebounds in 30 minutes. He came off the bench against Austin Peay and Murray State, and missed the SIUE and UT Martin games with a hip injury.

Rebounding Margin

Southeast Missouri posted its largest rebounding margin in Ohio Valley Conference play this season when it outrebounded Eastern Illinois, 38-25 (+13), on Feb. 16. The Redhawks also tallied 31 defensive rebounds. It was the fourth time SEMO outrebounded an opponent by double-digits.

Redhawks Grab Lead

After going two-straight games without a lead, Skyler Hogan broke that drought with a layup to give Southeast Missouri a 26-25 edge with 2:16 left to play in the first half at Morehead State (Jan. 17). SEMO's last lead came during the UT Martin game on Jan. 5 prior to that contest.

Under 70

The Redhawks have scored under 70 points a total of 14 times this season. Southeast Missouri was under that mark in seven of its last 13 games. The Redhawks are 11th in the Ohio Valley Conference with 71.1 points a game through 29 contests this year.

First OVC Win

Southeast Missouri picked up its first Ohio Valley Conference win of the season when it overcame a 16-point halftime deficit to edge UT Martin (Jan. 5), 74-69, in overtime. SEMO went on a 13-0 run in the last 5:37 and took a 55-54 lead on Alex Caldwell's 3-pointer with 1:54 left. After UTM tied the game on a free throw, Jonathan Dalton drove the lane, scored and was fouled. Dalton completed the 3-point play to give the Redhawks a three-point lead with 29 seconds to go before Delfincko Bogan drained a 3-pointer to send the game to overtime.

Comeback Kids

The Redhawks erased a double-digit halftime deficit to beat UT Martin for the second year in a row. Southeast Missouri trailed, 33-17, at half against the Skyhawks on Jan. 5 before beating UTM, 74-69, in overtime. The Redhawks were down, 39-29, at the intermission before defeating UTM, 81-77, on Feb. 10, 2018. That game also went to overtime.

Largest Halftime Deficit

Southeast Missouri overcame its largest halftime deficit to win a game under head coach Rick Ray when it battled back to beat UT Martin, 74-69, in overtime on Jan. 5. SEMO trailed, 33-17, at the half. It was the largest halftime deficit the Redhawks overcame to win a game since they trailed, 32-21, at Samford on Dec. 18, 2007.

Second Half Push

Freshman Alex Caldwell scored 17 second-half points and made a 3-pointer that gave Southeast Missouri the lead late in regulation of its 74-69 overtime win over UT Martin (Jan. 5). Caldwell shot 5-of-8 from the field and only missed once (3-of-4) from 3-point range and at the free throw line (4-of-5). He also added five rebounds, one assist and a steal en route to matching his season-high in points.

High Scoring Affair

Southeast Missouri came up on the short end of a 94-88 loss in its Ohio Valley Conference opener at SIU Edwardsville (Jan. 3). The Redhawks shot 51.7 percent (30-of-58) from the field and had five players score double figures against the Cougars. SEMO also shot 62.1 percent (18-of-29) from the floor and outscored SIUE, 58-49, in the second half alone. The 88 points were SEMO's second-most in a conference opener in program history and second-most in a game this season.

Five Reach Double Figures

Southeast Missouri had five players reach double figures in the scoring column for the second time this season at SIU Edwardsville (Jan. 3). Skyler Hogan finished with 18 points, while Isaiah Gable followed close behind with 17. Mark Laros (14), Nygal Russell (11) and Jonathan Dalton rounded out the group.

Over 50 Percent

Southeast Missouri shot over 50 percent from the field for the fourth time this season in its win over Tennessee State (Feb. 28). The Redhawks went 24-of-44 for 54.5 percent. SEMO's best field goal percentage this season stands at 62.9 (39-of-62) vs. Quincy (Nov. 12).

YOUR REDHAWKS

2018-19 BASKETBALL NOTES / BELMONT GAME

First OVC Action

A total of six different players made their first Ohio Valley Conference appearance for Southeast Missouri at SIU Edwardsville (Jan. 3). Sage Tolbert, Skyler Hogan and Nygal Russell each logged their first career OVC starts, while Alex Caldwell, Gabe McGlothan, and Oscar Kao came off the bench.

Draining 3s

The Redhawks matched a season-high 14 three-pointers at Florida State (Dec. 17). Southeast Missouri shot 14-of-37 behind the arc with seven treys in each half. SEMO made 11 or more 3-pointers in 11 contests. The Redhawks are averaging 8.4 three-point field goals made per game.

Defending the Three

The Redhawks rank third in the Ohio Valley Conference in 3-point field goal percentage defense. Opponents are shooting 32.1 percent from beyond the arc against Southeast Missouri this year. Murray State leads the OVC with a .293 three-point field goal percentage defense.

OVC Openers

Southeast Missouri fell to 10-18 all-time in Ohio Valley Conference openers following its loss to SIU Edwardsville (Jan. 3). The Redhawks began league play against SIUE for the first time in program history. SEMO also opened OVC play on the road for the first time since 2014-15. The Redhawks are now 1-3 in conference openers under head coach Rick Ray.

Strong Showing in Tallahassee

Southeast Missouri led #10 Florida State for almost 22 minutes in its 85-68 loss on Dec. 17. SEMO led by double figures twice when a Gabe McGlothan layup gave the Redhawks an 18-8 advantage and a Skyler Hogan 3-pointer put SEMO ahead, 21-10, in the first half.

Hogan Does it Again

Junior guard Skyler Hogan picked up his second Ohio Valley Conference Newcomer of the Week award on Dec. 10. A transfer from Embry-Riddle, Hogan averaged 19.5 points,

three rebounds, 2.5 assists and one block a game while hitting 53.6 percent (15-of-28) from the field and 53.3 percent (8-of-15) from 3-point range in two games last week. He scored a season-best 25 points in the team's 77-57 win at Mississippi Valley State (Dec. 4). In that game, Hogan made 10-of-16 field goals (5-of-8 three-pointers), dished out four assists, blocked two shots, grabbed two rebounds and had a steal in 35 minutes of action. Despite a stomach illness that forced him to come off the bench and play limited minutes against Southern Illinois (Dec. 8), Hogan still managed 14 points, four rebounds and an assist in 25 minutes versus the Salukis. Eastern Kentucky forward Nick Mayo (Player of the Week) and Belmont center Nick Muszynski (Freshman of the Week) rounded out the week's honorees.

Winning November

The Redhawks wrapped up their first month of the season with a record of 4-3. It was the first winning record in November since the Redhawks went 5-2 in their first seven games of 2013-14.

Home Record

Southeast Missouri is 5-7 at home this season. Its wins came against non-Division I opponents Quincy (102-66, Nov. 12) and Missouri S&T (72-69, Nov. 27), and Ohio Valley Conference foes UT Martin (74-69, Jan. 5), Eastern Illinois (74-69, Jan. 26) and Tennessee Tech (71-66, Feb. 7). The Redhawks lost to Western Illinois (70-63, Dec. 1), Southern Illinois (83-73, Dec. 8), Abilene Christian (70-68, Dec. 21), Austin Peay (78-60, Jan. 10), Murray State (85-67, Jan. 12), SIU Edwardsville (87-86, Jan. 24) and Jacksonville State (81-64, Feb. 9).

Against the Ohio Valley

Southeast Missouri is 24-43 in Ohio Valley Conference play under head coach Rick Ray. The Redhawks best OVC record with Ray at the helm was 9-7 in 2016-17. That year was also the last time SEMO made the OVC Tournament.

Logging Starts

Jonathan Dalton has started 59 games at point guard. Dalton has played in 91 games

in his Southeast Missouri career. He made 44-consecutive starts prior to the Morehead State game on Jan. 17.

Where They Rank

Ledarius Brewer ranks 21st among Ohio Valley Conference leaders in scoring (12.8 ppg), 15th in 3-point field goals made (1.7), 14th in defensive rebounds (4.0) and 29th in minutes played (28.4). Sage Tolbert is 18th in the conference in rebounding (5.1 rpg) and 13th in offensive rebounds (1.9). Alex Caldwell ranks 14th in 3-point field goal percentage (.390) and Jonathan Dalton is 10th in assists (3.4 apg) and fourth in assist/turnover ratio (1.7). Skyler Hogan ranks 29th in scoring (10.5 ppg).

Redhawks in the Professional Ranks

A total of 10 former Southeast Missouri players are currently playing professional basketball. Here is that list:

Antonius Cleveland, G

Sant Cruz Warriors, NBA G League

Nino Johnson, F

Memphis Hustle, NBA G League

Jarekious Bradley, G/F

Hebeisen White Wings Hanau, Germany

Milos Vranes, F

Nova Ves, Slovakia

Tyler Stone, F

Enisey, Russia

Roy Booker, G

Sunshine Coast Phoenix, Australian Basketball Queensland

Tony Anderson, F

Al Ansar, Saudi Arabia

Kenard Moore, G

Winston-Salem Wolves, East Coast Basketball League

Corey Wilford, G

Kentucky Big Game Hunterz

Josh Langford, F

Huntsville Force

YOUR REDHAWKS

2018-19 BASKETBALL NOTES



► Head Coach
► Fourth Year
► Grand View College, 1994



RICK RAY

**RICK RAY
IS IN HIS FOURTH
SEASON AT
SOUTHEAST
MISSOURI IN
2018-19.**

Rick Ray has the Southeast Missouri men's basketball program moving in the right direction as the Redhawks continue to show significant

improvement under his leadership.

SEMO finished its 2017-18 season with an overall record of 14-17 and 8-10 mark in the Ohio Valley Conference. The Redhawks finished seventh in the league standings, three spots ahead of where they were picked in the preseason poll.

The Redhawks drained a single-season school record 289 three-pointers in Ray's third year as head coach last season. SEMO made 10 or more 3-pointers in 15 contests and led the

OVC with a .392 three-point field goal percentage.

Guards Denzel Mahoney and Ledarius Brewer represented SEMO on the 2017-18 All-Ohio Valley Conference teams. Mahoney earned first-team honors, while Brewer secured All-Newcomer accolades. Brewer, who ranked second on the team in scoring as a freshman, returns to the perimeter this upcoming season.

A year before that, Ray led SEMO to a +10 increase in the win column as the Redhawks were the 22nd Most Improved Team in NCAA Division I Basketball. SEMO finished at 15-18 overall and second in the Ohio Valley Conference West Division with a 9-7 mark after going 5-24 and placing last in the OVC in 2015-16.

SEMO made its 15th all-time OVC Tournament appearance with Ray winning the first game he coached at the event when the Redhawks erased a 14-point deficit to beat Tennessee State in overtime.

Statistically, SEMO made huge strides from the previous season. The Redhawks ranked among the top-five in the OVC in several categories, including steals (1st, 7.7), assist/turnover ratio (5th, 1.1) and 3-point field goals made (5th, 8.0). SEMO made its biggest jump from the 2015-16 season in turnover margin (8th to 1st), 3-point field goal percentage (last to 2nd) and free throw percentage (last to 2nd). Nationally, the Redhawks went from 331st to 49th in free throw percentage and 336th to 59th in total 3-point field goals made, while improving in many

other areas during the 2016-17 campaign.

Additionally, Ray coached a pair of All-OVC selections in guards Antonius Cleveland and Denzel Mahoney. Cleveland, who earned first-team honors, became the first SEMO player to make the national College Slam Dunk Championship and initially agreed to a deal with the Golden State Warriors. He played with both the Dallas Mavericks and Atlanta Hawks before joining the Chicago Bulls on July 23, 2018.

Mahoney was the league's Freshman of the Year, a second-team pick, All-Newcomer selection and OVC All-Tournament Team honoree. It was the first time the Redhawks had multiple All-OVC selections since 2013-14 (Tyler Stone, Jarekious Bradley).


Following the 2016-17 campaign, Ray received a two-year contract extension that runs through the 2020-21 season.

Ray was introduced as the 20th head coach in SEMO men's basketball history on April 13, 2015. He is the first African-American head coach in the 111-year history of the program.

A tireless worker, Ray is structuring his program to achieve success both on the court and in the classroom.

In his first summer on the job, Ray challenged his players to excel academically and they did so by accumulating a 3.38 grade point average, the program's highest in a summer term.

Twelve of the 15 players enrolled in summer classes posted a 3.0 or higher GPA. To



YOUR REDHAWKS

2018-19 BASKETBALL NOTES

take it even further, Ray convinced other players to remain on campus and finish what they started. As a result, seven players graduated. Nino Johnson, Jarekious Bradley, Darrian Gray and J.J. Thompson, along with former players Corey Wilford, Waylon Jones and Dainmon Gonner all earned their bachelor degrees.

The next summer, the Redhawks recorded a 3.33 GPA with six players achieving a 4.0 and 11 notching a 3.0 or higher GPA.

In Fall, 2017, SEMO's men's basketball team made the biggest improvement of all Redhawk athletic teams from the previous Fall, 2016 semester when it raised its grade point average .613 points to a 3.08. That fall, the basketball team was the only men's sport that registered a 3.0 GPA.

Ray's 2015-16 team was the first to play in a newly-renovated Show Me Center, which has served as home to Redhawk Basketball since 1987.

One of the best basketball arenas in the OVC, the Show Me Center received a new state-of-the-art center-hung video board, brand new telescopic seating, a new exterior roof and additional improvements to lighting and sound systems. All renovations were completed for the 2015-16 campaign.

Prior to SEMO, Ray spent three seasons as head coach at Mississippi State. He led the Bulldogs to a 2-2 mark in the SEC Tournament, including an upset win against Vanderbilt in 2013-14. Ray helped the development of two All-SEC

freshmen in Craig Sword and Gavin Ware, as his recruiting classes received national attention. In addition, Ray had a 100 percent graduation rate during his tenure at MSU.

Certainly no stranger to NCAA postseason play, Ray has been an assistant at three different institutions that enjoyed success at the highest level.

Before arriving in Starkville, Mississippi, Ray spent two seasons at Clemson, where he was associate head coach to Brad Brownell. Ray also spent four successful years on the staff of Matt Painter at Purdue. He began his Division I coaching career at Indiana State, serving seven seasons.

All three programs participated in the NCAA Tournament. While at Clemson coaching in the highly-competitive Atlantic Coast Conference, the Tigers won 38 games during Ray's two-year stint as associate head coach. In 2010-11, the Tigers finished the year with a 22-12 overall record and 9-7 mark in the ACC en route to making the NCAA Tournament for the fourth-straight season. Clemson advanced to the second round of the tournament that year.

Ray was an assistant coach from 2006-10 under Painter at Purdue, where the Boilermakers won 103 games during his first four years on staff, including 15 victories over Top 25 competition. During his tenure, Purdue advanced to the NCAA Tournament each season and made the Sweet 16 his last two years there.

In 2009, the Boilermakers won the Big Ten Tournament and secured a No. 5 seed in the NCAA Tournament. A year later, Ray helped the Boilermakers to 29 wins, tied for the most in Purdue history for a single season. Purdue earned a No. 4 seed and lost in the round of 16 to eventual NCAA champion Duke during the 2010 NCAA Tournament.

Ray was part of the 2006-07 Purdue staff that signed arguably the top class in school history, a group that was rated No. 5 nationally by Scout.com and No. 6 by Rivals.com. That class included All-Americans Robbie Hummel and JaJuan Johnson and current NBA player E'Twaun Moore.

While at Purdue, Ray was on Painter's staff that also included Cuonzo Martin, who recently completed his second season at Cal, and Paul Lusk, who is head coach at Missouri State.

Ray coached at Missouri Valley Conference member Indiana State for a period of seven years (1997-2004), helping ISU to consecutive 20-win seasons and NCAA Tournament appearances in 1999-2000 and 2000-01. In 1999-2000, the Sycamores compiled a 14-4 record in the MVC and won the regular season title. ISU then won the MVC Tournament the following season. The Sycamores later upset No. 4 seed Oklahoma in the first round of the 2001 NCAA Tournament. In addition, Ray was part of the ISU staff that defeated perennial power Indiana in back-to-back seasons.

Following his time at ISU, Ray spent two seasons (2004-06) as an assistant coach and recruiting coordinator at Northern Illinois. In 2005-06, the Huskies were regular season Western Division champions in the Mid-American Conference for the first time in school history with a 17-11 overall record and 12-6 ledger in the MAC.

Ray began his coaching career as a graduate assistant at the University of Nebraska-Omaha, a Division II program. He helped orchestrate a seven-win turnaround during his second season in 1996-97.

A standout player for Grand View College (Iowa), Ray was an All-American Scholar-Athlete and honorable mention all-conference performer in 1993.

He earned his undergraduate degree in applied mathematics and secondary education from Grand View in 1994. Ray received his master's degree in athletic administration from Nebraska-Omaha in 1997.

Those type of heralded credentials helped Ray make the transition to head coach.

In 2013, he was the recipient of Grand View's Distinguished Alumni Award.

Born in Gardena, California, Ray moved to Kansas City, Kansas with his family when he was six years old.

Ray and his wife, Breyana, have two sons, Deacon and Mason, and a daughter, Katriece.

YOUR REDHAWKS

2018-19 BASKETBALL NOTES

RAY YEAR-BY-YEAR RECORDS

Year	School	Assignment	Record	Conference	Postseason
1995-96	Nebraska-Omaha	Graduate Assistant	-	-	-
1996-97	Nebraska-Omaha	Graduate Assistant	-	-	-
1997-98	Indiana State	Assistant Coach	16-11	10-8	-
1998-99	Indiana State	Assistant Coach	15-12	10-8	-
1999-2000	Indiana State	Assistant Coach	22-10	14-4	NCAA Tournament First Round
2000-01	Indiana State	Assistant Coach	22-12	10-8	NCAA Tournament Second Round
2001-02	Indiana State	Assistant Coach	6-22	4-14	-
2002-03	Indiana State	Assistant Coach	7-24	2-16	-
2003-04	Indiana State	Assistant Coach	9-19	5-13	-
2004-05	Northern Illinois	Assistant Coach	11-17	7-11	-
2005-06	Northern Illinois	Assistant Coach	17-11	12-6	-
2006-07	Purdue	Assistant Coach	22-12	9-7	NCAA Tournament Second Round
2007-08	Purdue	Assistant Coach	25-9	15-3	NCAA Tournament Second Round
2008-09	Purdue	Assistant Coach	27-10	11-7	NCAA Tournament Sweet 16
2009-10	Purdue	Assistant Coach	29-6	14-4	NCAA Tournament Sweet 16
2010-11	Clemson	Associate Head Coach	22-12	9-7	NCAA Tournament Second Round
2011-12	Clemson	Associate Head Coach	16-15	8-8	-
2012-13	Mississippi State	Head Coach	10-22	4-14	-
2013-14	Mississippi State	Head Coach	14-19	3-15	-
2014-15	Mississippi State	Head Coach	13-19	6-12	-
2015-16	Southeast Missouri	Head Coach	5-24	2-14	-
2016-17	Southeast Missouri	Head Coach	15-18	9-7	OVC Tournament Quarterfinals
2017-18	Southeast Missouri	Head Coach	14-17	8-10	-
2018-19	Southeast Missouri	Head Coach	10-20	5-12	-

Career Record: 81-139 (7 years)

Record at Southeast Missouri: 44-79, 24-43 OVC (4 years)

Record at Mississippi State: 37-60, 13-41 SEC (3 years)

Record as a college assistant/associate head coach: 266-202

YOUR REDHAWKS


2018-19 BASKETBALL NOTES



0 ALEX CALDWELL
G / 6-0 / 170 / Fr.
Columbia, S.C.



1 KHALIL CUFFEE
G / 6-4 / 210 / R-Fr.
Fairburn, Ga.




2 JORDAN LOVE
G / 6-5 / 165 / Fr.
Durham, N.C.



3 SKYLER HOGAN
G / 6-5 / 213 / Jr.
Melbourne, Fla.




4 OSCAR KAO
G / 6-0 / 175 / So.
Taipei, Taiwan



5 JONATHAN DALTON
G / 5-10 / 155 / Sr.
New Orleans, La.




11 NYGAL RUSSELL
G / 6-4 / 195 / R-Fr.
Houston, Texas




13 ISAIAH GABLE
F / 6-7 / 195 / So.
Greenville, Ohio




14 QUATARRUS WILSON
F / 6-8 / 200 / Sr.
Mobile, Ala.



15 DONNIE LEWIS
G / 6-1 / 170 / Sr.
Lexington, Ky.




22 JACK LAKE
C / 6-8 / 215 / Sr.
Jackson, Mo.




23 SAGE TOLBERT
F / 6-8 / 200 / Fr.
Richmond, Texas



25 LEDARRUS BREWER
G / 6-5 / 200 / So.
Meridian, Miss.



30 GABE MCGLOTHLIN
F / 6-7 / 225 / Fr.
Gilbert, Ariz.



42 MARK LAROS
C / 6-10 / 223 / Sr.
Hengelo, Netherlands



RICK RAY
Head Coach
Fourth Season



ADAM GORDON
Associate Head Coach
Fourth Season



NICK LAGROONE
Assistant Coach
Fourth Season



KEITH PICKENS
Assistant Coach
First Season



KEVIN KOZA
Graduate Assistant
First Season



AL MYERS
Director of Operations
First Season



YOUR REDHAWKS

2018-19 BASKETBALL NOTES



2018-19 Southeast Missouri Basketball Southeast Missouri Combined Team Statistics (as of Feb 28, 2019) All games



RECORD:	OVERALL	HOME	AWAY	NEUTRAL
ALL GAMES	10-20	6-7	2-13	2-0
CONFERENCE	5-12	4-4	1-8	0-0
NON-CONFERENCE	5-8	2-3	1-5	2-0

#	Player	gp-gs	min	avg	Total		3-Point		F-Throw		Rebounds				pf	dq	a	to	blk	stl	pts	avg
					fg-fga	fg%	3fg-fga	3fg%	ft-fa	ft%	off	def	tot	avg								
25	BREWER, Ledarius	28-22	793	28.3	125-327	.382	47-155	.303	59-80	.738	20	112	132	4.7	67	3	55	82	10	32	356	12.7
03	HOGAN, Skyler	30-27	790	26.3	120-274	.438	46-121	.380	33-43	.767	16	82	98	3.3	42	0	33	35	5	21	319	10.6
00	CALDWELL, Alex	24-5	495	20.6	71-158	.449	30-77	.390	36-46	.783	14	31	45	1.9	51	0	40	31	5	22	208	8.7
13	GABLE, Isaiah	30-24	686	22.9	83-181	.459	50-125	.400	30-39	.769	16	76	92	3.1	58	0	33	31	6	11	246	8.2
30	MCGLOTHAN, Gabe	30-10	643	21.4	91-197	.462	20-57	.351	22-37	.595	55	128	183	6.1	96	1	26	37	20	20	224	7.5
05	DALTON, Jonathan	30-28	830	27.7	59-139	.424	21-48	.438	59-78	.756	8	64	72	2.4	53	0	102	57	1	25	198	6.6
23	TOLBERT, Sage	30-26	613	20.4	71-153	.464	3-7	.429	46-84	.548	55	99	154	5.1	96	8	8	63	18	15	191	6.4
11	RUSSELL, Nygal	30-8	472	15.7	50-141	.355	16-52	.308	40-59	.678	12	62	74	2.5	57	2	42	39	2	13	156	5.2
42	LAROS, Mark	30-0	445	14.8	67-114	.588	6-17	.353	15-26	.577	32	57	89	3.0	46	0	9	28	7	7	155	5.2
04	KAO, Oscar	19-0	147	7.7	21-43	.488	11-21	.524	4-4	1.000	2	9	11	0.6	12	0	21	13	0	6	57	3.0
01	CUFFEE, Khalil	12-0	36	3.0	12-22	.545	8-17	.471	3-6	.500	0	2	2	0.2	6	0	1	4	0	2	35	2.9
15	LEWIS, Donnie	22-0	175	8.0	2-5	.400	0-2	.000	1-3	.333	2	5	7	0.3	13	0	19	5	0	5	5	0.2
Team											46	42	88				6					
Total.....		30	6125		772-1754	.440	258-699	.369	348-505	.689	278	769	1047	34.9	597	14	389	431	74	179	2150	71.7
Opponents.....		30	6125		812-1794	.453	239-744	.321	431-598	.721	310	792	1102	36.7	480	-	438	382	110	179	2294	76.5

TEAM STATISTICS	SEMO	OPP
SCORING	2150	2294
Points per game	71.7	76.5
Scoring margin	-4.8	-
FIELD GOALS-ATT	772-1754	812-1794
Field goal pct	.440	.453
3 POINT FG-ATT	258-699	239-744
3-point FG pct	.369	.321
3-pt FG made per game	8.6	8.0
FREE THROWS-ATT	348-505	431-598
Free throw pct	.689	.721
F-Throws made per game	11.6	14.4
REBOUNDS	1047	1102
Rebounds per game	34.9	36.7
Rebounding margin	-1.8	-
ASSISTS	389	438
Assists per game	13.0	14.6
TURNOVERS	431	382
Turnovers per game	14.4	12.7
Turnover margin	-1.6	-
Assist/turnover ratio	0.9	1.1
STEALS	179	179
Steals per game	6.0	6.0
BLOCKS	74	110
Blocks per game	2.5	3.7
ATTENDANCE	19253	40638
Home games-Avg/Game	13-1481	15-2709
Neutral site-Avg/Game	-	2-0
Score by Periods	1st 2nd OT OT2 OT3 Totals	
Southeast Missouri	924 1179 37 2 8 2150	
Opponents	1075 1181 27 2 9 2294	

Date	Opponent	Score	Att.
11-06-18	at Saint Louis	L 65-75	6028
11-10-18	at Bradley	L 57-68	5181
11-12-18	QUINCY	W 102-66	768
11-16-18	vs Jacksonville	W 77-71	0
11-17-18	vs Chattanooga	W 63-42	0
11-19-18	at South Alabama	L 58-79	1482
11-27-18	MISSOURI S&T	W 72-69	650
12-01-18	WESTERN ILLINOIS	L 63-70	821
12-04-18	at Mississippi Valley State	W 77-57	978
12-08-18	SOUTHERN ILLINOIS	L 73-83	3432
12-15-18	at The Citadel	L 74-86	922
12-17-18	at Florida State	L 68-85	5726
12-21-18	ABILENE CHRISTIAN	L 68-70	672
* 01-03-19	at SIUE	L 88-94	1046
* 01-05-19	UT MARTIN	Wot 74-69	1287
* 01-10-19	AUSTIN PEAY	L 60-78	1097
* 01-12-19	MURRAY STATE	L 67-85	3143
* 01-17-19	at Morehead State	L 69-73	2024
* 01-19-19	at Eastern Kentucky	L 83-85	1860
* 01-24-19	SIUE	Lo3 86-87	1188
* 01-26-19	EASTERN ILLINOIS	W 64-59	1636
* 01-31-19	at Belmont	L 71-97	1821
* 02-02-19	at Tennessee State	L 50-79	983
* 02-07-19	TENNESSEE TECH	Wot 71-66	1635
* 02-09-19	JACKSONVILLE STATE	L 64-81	1503
* 02-14-19	at UT Martin	L 72-81	1034
* 02-16-19	at Eastern Illinois	W 88-79	1615
* 02-21-19	at Austin Peay	L 70-83	2176
* 02-23-19	at Murray St.	L 67-103	7762
* 02-28-19	TENNESSEE STATE	W 89-74	1421

* = Conference game

! = South Alabama Tournament - Mobile, Ala.

YOUR REDHAWKS

2018-19 BASKETBALL NOTES



2018-19 Southeast Missouri Basketball Southeast Missouri Combined Team Statistics (as of Feb 28, 2019) Conference games only



RECORD:	OVERALL	HOME	AWAY	NEUTRAL
ALL GAMES	5-12	4-4	1-8	0-0
CONFERENCE	5-12	4-4	1-8	0-0
NON-CONFERENCE	0-0	0-0	0-0	0-0

##	Player	gp-gs	min	avg	Total		3-Point		F-Throw		Rebounds								a	to	blk	stl	pts	avg
					fg-fga	fg%	3fg-fga	3fg%	ft-fa	ft%	off	def	tot	avg	pf	dq								
25	BREWER, Ledarius	15-9	427	28.5	59-153	.386	21-67	.313	41-53	.774	13	49	62	4.1	32	0	29	44	7	20	180	12.0		
13	GABLE, Isaiah	17-11	414	24.4	59-114	.518	34-74	.459	22-28	.786	12	45	57	3.4	29	0	17	14	1	7	174	10.2		
03	HOGAN, Skyler	17-15	441	25.9	59-141	.418	16-55	.291	21-30	.700	6	49	55	3.2	22	0	19	20	0	13	155	9.1		
30	MCGLOTHAN, Gabe	17-10	386	22.7	62-126	.492	14-31	.452	14-22	.636	35	83	118	6.9	57	1	14	28	9	13	152	8.9		
00	CALDWELL, Alex	12-5	265	22.1	30-70	.429	12-31	.387	21-27	.778	6	9	15	1.3	28	0	14	18	1	11	93	7.8		
05	DALTON, Jonathan	17-15	497	29.2	35-88	.398	10-24	.417	41-55	.745	6	35	41	2.4	30	0	52	29	0	18	121	7.1		
23	TOLBERT, Sage	17-13	331	19.5	39-82	.476	2-3	.667	30-50	.600	27	46	73	4.3	52	5	3	32	11	7	110	6.5		
11	RUSSELL, Nygal	17-7	270	15.9	30-87	.345	11-33	.333	34-47	.723	6	26	32	1.9	35	1	26	23	2	8	105	6.2		
42	LAROS, Mark	17-0	248	14.6	41-70	.586	4-11	.364	7-11	.636	14	27	41	2.4	25	0	5	16	3	4	93	5.5		
04	KAO, Oscar	11-0	106	9.6	13-27	.481	7-12	.583	2-2	1.000	1	6	7	0.6	7	0	16	11	0	6	35	3.2		
01	CUFFEE, Khalil	5-0	14	2.8	3-6	.500	2-4	.500	2-2	1.000	0	0	0	0.0	2	0	0	1	0	0	10	2.0		
15	LEWIS, Donnie	12-0	126	10.5	2-4	.500	0-1	.000	1-3	.333	2	3	5	0.4	6	0	13	2	0	3	5	0.4		
Team											21	28	49				4							
Total.....		17	3525		432-968	.446	133-346	.384	236-330	.715	149	406	555	32.6	325	7	208	242	34	110	1233	72.5		
Opponents.....		17	3525		493-1038	.475	148-418	.354	239-312	.766	180	445	625	36.8	286	-	258	218	58	101	1373	80.8		

TEAM STATISTICS	SEMO	OPP
SCORING	1233	1373
Points per game	72.5	80.8
Scoring margin	-8.2	-
FIELD GOALS-ATT	432-968	493-1038
Field goal pct	.446	.475
3 POINT FG-ATT	133-346	148-418
3-point FG pct	.384	.354
3-pt FG made per game	7.8	8.7
FREE THROWS-ATT	236-330	239-312
Free throw pct	.715	.766
F-Throws made per game	13.9	14.1
REBOUNDS	555	625
Rebounds per game	32.6	36.8
Rebounding margin	-4.1	-
ASSISTS	208	258
Assists per game	12.2	15.2
TURNOVERS	242	218
Turnovers per game	14.2	12.8
Turnover margin	-1.4	-
Assist/turnover ratio	0.9	1.2
STEALS	110	101
Steals per game	6.5	5.9
BLOCKS	34	58
Blocks per game	2.0	3.4
ATTENDANCE	12910	20321
Home games-Avg/Game	8-1614	9-2258
Neutral site-Avg/Game	-	0-0

Date	Opponent	Score	Att.
* 01-03-19	at SIUE	L 88-94	1046
* 01-05-19	UT MARTIN	Wot 74-69	1287
* 01-10-19	AUSTIN PEAY	L 60-78	1097
* 01-12-19	MURRAY STATE	L 67-85	3143
* 01-17-19	at Morehead State	L 69-73	2024
* 01-19-19	at Eastern Kentucky	L 83-85	1860
* 01-24-19	SIUE	Lo3 86-87	1188
* 01-26-19	EASTERN ILLINOIS	W 64-59	1636
* 01-31-19	at Belmont	L 71-97	1821
* 02-02-19	at Tennessee State	L 50-79	983
* 02-07-19	TENNESSEE TECH	Wot 71-66	1635
* 02-09-19	JACKSONVILLE STATE	L 64-81	1503
* 02-14-19	at UT Martin	L 72-81	1034
* 02-16-19	at Eastern Illinois	W 88-79	1615
* 02-21-19	at Austin Peay	L 70-83	2176
* 02-23-19	at Murray St.	L 67-103	7762
* 02-28-19	TENNESSEE STATE	W 89-74	1421

* = Conference game

! = South Alabama Tournament - Mobile, Ala.

Score by Periods	1st	2nd	OT	OT2	OT3	Totals
Southeast Missouri	503	683	37	2	8	1233
Opponents	660	675	27	2	9	1373

YOUR REDHAWKS

2018-19 BASKETBALL NOTES

Comparison Game-by-Game (Southeast Missouri/Opponent)

Opponent	1st	2nd	Score	Mar	Total FG	FG Pct	3-Pointers	3FG Pct	Free Throws	FT Pct	Rebounds (Mar)	Assist	T/Over	Block	Steal	Fouls
Saint Louis	24/40	41/35	65-75	(10)	25-58/26-54	.431/.481	7-17/4-25	.412/.160	8-10/19-33	.800/.576	31/39 (8)	14/16	16/14	1/4	4/9	28/15
Bradley	23/31	34/37	57-68	(11)	18-57/29-49	.316/.388	4-23/8-23	.174/.348	17-25/22-32	.680/.688	40/37 +3	9/14	15/13	2/6	3/9	28/23
Quincy	53/32	49/34	102-66	+36	39-62/23-62	.629/.371	14-28/5-21	.500/.238	10-14/15-10	.714/.750	34/31 +3	22/11	7/12	2/2	7/2	21/14
Jacksonville	33/32	44/39	77-71	+6	26-65/31-72	.400/.431	9-25/6-28	.360/.214	16-20/3-5	.800/.600	49/35 +14	14/21	15/11	3/8	2/7	14/20
UT Chattanooga	26/17	37/25	63-42	+21	25-56/15-59	.446/.254	5-17/6-36	.294/.167	8-10/6-10	.800/.600	43/34 +9	10/7	17/13	3/0	5/4	16/14
South Alabama	30/39	28/40	58-79	(21)	21-62/27-57	.339/.474	6-28/13-34	.214/.382	10-16/12-21	.625/.571	46/32 +14	13/19	15/8	2/4	4/6	17/18
Missouri S&T	39/32	33/37	72-69	+3	29-59/24-60	.492/.400	8-24/8-26	.333/.308	6-13/13-19	.462/.684	41/33 +8	12/9	22/16	2/1	11/8	18/12
Western Illinois	27/27	36/43	63-70	(7)	23-66/24-52	.348/.462	9-31/8-20	.290/.400	8-10/14-17	.800/.824	36/39 (3)	14/11	10/14	4/4	8/3	17/12
Mississippi Valley State	33/25	44/32	77-57	+20	29-67/18-58	.433/.310	12-29/2-15	.414/.133	7-13/19-34	.538/.559	44/44 -	15/8	12/14	9/3	7/6	26/9
Southern Illinois	33/35	40/48	73-83	(10)	27-60/28-54	.450/.519	14-36/9-21	.389/.429	5-10/18-22	.500/.818	28/37 (9)	14/21	11/10	2/5	5/4	20/17
The Citadel	35/41	39/45	74-86	(12)	29-66/30-67	.439/.448	12-34/11-36	.353/.306	4-11/15-20	.364/.750	42/41 +1	16/16	15/10	6/5	3/5	19/11
Florida State	34/34	34/51	68-85	(17)	25-59/31-62	.424/.500	14-37/7-26	.378/.269	4-10/16-25	.400/.640	28/46 (18)	14/15	11/15	1/5	6/6	21/13
Abilene Christian	31/30	37/40	68-70	(2)	24-49/23-50	.490/.460	11-24/4-15	.458/.267	9-13/20-28	.692/.714	30/29 +1	14/12	23/14	3/5	4/9	27/16
SIU Edwardsville	30/45	58/49	88-94	(6)	30-58/35-60	.517/.583	13-26/10-22	.500/.455	15-18/14-16	.833/.875	27/28 (1)	20/19	15/13	2/2	5/4	19/16
UT Martin	17/33	41/25	74-69	+5	26-60/24-72	.433/.333	10-29/8-35	.345/.229	12-19/13-19	.632/.684	45/44 +1	14/4	24/18	1/4	7/7	19/19
Austin Peay	20/37	40/41	60-78	(18)	19-46/31-59	.413/.525	2-14/8-21	.143/.381	20-29/8-9	.690/.889	29/31 (2)	6/14	17/14	1/3	6/8	15/20
Murray State	38/46	29/39	67-85	(18)	24-55/33-63	.436/.524	7-22/9-27	.318/.333	12-15/10-16	.800/.625	25/41 (16)	9/21	9/7	2/1	6/4	17/14
Morehead State	28/30	41/43	69-73	(4)	29-63/24-53	.460/.453	6-18/11-25	.333/.440	5-9/14-19	.556/.737	38/28 +10	13/19	11/10	4/9	7/3	27/13
Eastern Kentucky	32/41	51/44	83-85	(2)	26-57/27-54	.456/.500	8-20/9-22	.400/.409	23-29/22-33	.793/.667	28/36 (8)	12/19	12/15	1/1	9/6	24/21
SIU Edwardsville	36/34	32/34	86-87	(1)	30-67/28-85	.448/.329	5-17/8-34	.294/.235	21-35/23-31	.600/.742	51/58 (7)	8/13	15/13	4/4	6/8	27/24
Eastern Illinois	31/33	33/26	64-59	+5	19-50/26-59	.380/.441	8-20/5-22	.400/.227	18-24/2-2	.750/1.000	33/36 (3)	13/11	11/14	1/1	5/5	11/22
Belmont	29/47	42/50	71-97	(26)	28-63/29-55	.444/.527	11-25/7-24	.440/.292	4-6/32-34	.667/.941	26/36 (10)	9/17	15/13	2/2	6/5	23/9
Tennessee State	20/45	30/34	50-79	(29)	17-50/29-55	.340/.527	5-18/10-23	.278/.435	11-19/11-14	.579/.786	30/39 (9)	6/11	16/15	0/1	7/9	19/18
Tennessee Tech	19/19	39/39	71-66	+5	25-55/18-49	.455/.367	3-14/5-20	.214/.250	18-26/25-34	.692/.735	36/33 +3	9/8	20/19	3/5	9/7	21/18
Jacksonville State	28/42	36/39	64-81	(17)	26-70/30-64	.371/.469	6-23/11-25	.261/.440	6-12/10-10	.500/1.00	37/45 (8)	11/14	9/12	3/5	5/3	13/13
UT Martin	21/43	51/38	72-81	(9)	27-60/30-49	.450/.612	6-19/12-22	.316/.545	12-17/9-11	.706/.818	27/30 (3)	12/19	15/19	1/5	13/8	16/11
Eastern Illinois	46/39	42/40	88-79	+9	34-63/31-58	.540/.534	11-22/12-27	.500/.444	9-11/5-11	.818/.455	38/25 +13	23/18	10/10	2/7	6/9	16/12
Austin Peay	36/41	34/42	70-83	(13)	25-49/30-69	.510/.435	8-17/8-23	.471/.348	12-12/15-21	1.000/.714	27/39 (12)	12/16	17/9	2/2	5/7	22/16
Murray State	26/51	41/52	67-103	(36)	23-58/41-72	.397/.569	10-23/10-23	.435/.435	11-13/11-12	.846/.917	27/42 (15)	12/28	16/8	3/4	5/9	16/14
Tennessee State	46/34	43/40	89-74	+15	24-44/27-62	.545/.435	14-19/5-23	.737/.217	27-35/15-21	.771/.714	31/34 (3)	19/7	10/9	2/2	3/3	20/26
Belmont																

Points in the Paint, Second Chance Points, Points Off Turnovers, Fastbreak Points, Bench Points

Opponent	W/L	POINTS IN THE PAINT		2ND CHANCE POINTS		POINTS OFF TURNOVERS		FAST BREAK POINTS		BENCH POINTS	
		SEMO	OPP	SEMO	OPP	SEMO	OPP	SEMO	OPP	SEMO	OPP
Saint Louis	L	26	34	6	22	12	23	18	17	23	24
Bradley	L	24	22	11	7	15	17	2	10	16	16
Quincy	W	36	32	10	12	12	11	8	2	58	22
Jacksonville	W	30	40	17	8	10	15	11	13	36	19
UT Chattanooga	W	32	10	2	2	8	12	23	4	19	7
South Alabama	L	28	24	14	3	4	18	6	19	23	24
Missouri S&T	W	36	30	11	13	15	13	6	4	27	6
Western Illinois	L	22	24	2	8	9	10	2	0	25	5
Mississippi Valley State	W	28	22	12	13	17	12	4	4	27	22
Southern Illinois	L	16	32	9	13	14	14	2	0	33	3
The Citadel	L	32	38	11	9	11	27	15	17	35	29
Florida State	L	12	48	5	16	15	20	5	14	21	43
Abilene Christian	L	22	28	1	4	18	19	0	0	14	4
SIU Edwardsville	L	26	36	15	10	16	17	6	11	15	10
UT Martin	W	32	28	9	13	16	20	10	2	20	38
Austin Peay	L	28	28	11	14	9	22	6	0	16	18
Murray State	L	20	36	4	19	11	13	2	6	37	34
Morehead State	L	36	22	5	13	14	5	0	0	23	8
Eastern Kentucky	L	32	36	2	5	19	20	5	4	29	35
SIU Edwardsville	L	38	38	7	20	10	11	4	6	29	11
Eastern Illinois	W	20	24	10	11	15	14	2	2	10	12
Belmont	L	26	44	4	4	9	15	0	8	35	11
Tennessee State	L	16	36	9	13	13	19	4	4	22	31
Tennessee Tech	W	34	26	12	5	23	17	2	0	13	6
Jacksonville State	L	26	28	9	7	5	9	6	0	23	20
UT Martin	L	42	32	11	0	29	18	21	12	32	12
Eastern Illinois	W	30	30	6	2	11	9	8	4	36	41
Austin Peay	L	26	38	6	20	10	12	4	0	21	33
Murray State	L	24	60	5	18	5	31	9	36	34	19
Tennessee State	W	38	8	4	13	9	16	4	4	34	31
Belmont											

YOUR REDHAWKS

2018-19 BASKETBALL NOTES

Game-by-Game Leaders

Opponent	W/L	Score	Points	Rebounds	Assists	Blocks	Steals
Saint Louis	L	65-75	Brewer - 18	Brewer - 7	Caldwell - 4	Gable - 1	Brewer - 2
Bradley	L	57-68	Tolbert - 13	Brewer, Tolbert - 8	Dalton, Brewer - 3	Tolbert, McGlothan - 1	Caldwell, McGlothan, Laros - 1
Quincy	W	102-66	Caldwell - 15	Brewer, Tolbert - 4	Kao - 4	Gable, Brewer - 1	Cuffee - 2
Jacksonville	W	77-71	Caldwell - 17	Hogan, Brewer - 7	Brewer - 6	Tolbert, Caldwell, McGlothan - 1	Caldwell, Laros - 1
UT Chattanooga	W	63-42	Hogan - 15	Tolbert - 10	Brewer - 4	Hogan - 2	Tolbert, Caldwell - 2
South Alabama	L	79-58	Tolbert - 11	Laros - 9	Dalton - 7	Gable, McGlothan - 1	Hogan, Dalton, Brewer, Russell - 1
Missouri S&T	W	72-69	Brewer - 20	Brewer - 11	Caldwell - 4	Caldwell, McGlothan - 1	Caldwell - 3
Western Illinois	L	63-70	Hogan - 18	Tolbert - 10	Hogan, Caldwell - 3	Caldwell - 2	Brewer - 2
Mississippi Valley State	W	77-57	Hogan - 25	Tolbert - 11	Hogan, Dalton - 4	McGlothan - 4	Gable, Tolbert, Hogan, Dalton, Caldwell, Russell, McGlothan - 1
Southern Illinois	L	73-83	Brewer - 17	Laros - 5	Dalton - 4	Gable - 2	Dalton, Brewer - 2
The Citadel	L	74-86	Brewer - 24	Tolbert - 7	Dalton, Caldwell - 3	Brewer, McGlothan, Laros - 2	Hogan, Caldwell, Lewis - 1
Florida State	L	68-85	Brewer - 16	Tolbert - 5	Dalton - 5	Tolbert - 1	Hogan, Brewer - 2
Abilene Christian	L	68-70	Brewer - 15	McGlothan - 5	Dalton - 7	Tolbert, McGlothan, Laros - 1	Tolbert, Hogan, Brewer, McGlothan - 1
SIU Edwardsville	L	88-94	Hogan - 18	Gable - 6	Dalton - 8	Tolbert, Russell - 1	Gable, Tolbert, Hogan, Caldwell, McGlothan - 1
UT Martin	W	74-69 ^{OT}	Gable - 28	Gable, Tolbert, Hogan - 7	Dalton, Russell - 5	Tolbert - 1	Hogan, Dalton - 2
Austin Peay	L	60-78	Hogan - 16	Tolbert - 10	Brewer - 2	McGlothan - 1	Brewer, Caldwell - 2
Murray State	L	67-85	Brewer - 13	Gable, Tolbert, Hogan, Kao, McGlothan - 3	Dalton, Lewis - 3	Russell, McGlothan - 1	Brewer - 2
Morehead State	L	69-73	Gable - 20	Tolbert - 8	Hogan, Brewer, Lewis - 3	Tolbert - 2	McGlothan, Laros - 2
Eastern Kentucky	L	83-85	Hogan - 20	McGlothan - 6	Russell - 5	Brewer - 1	Caldwell, Brewer, Dalton - 2
SIU Edwardsville	L	86-87 ^{3OT}	Brewer - 24	McGlothan - 16	Dalton - 4	Brewer - 2	Hogan, Brewer - 2
Eastern Illinois	W	64-59	Brewer - 24	McGlothan - 12	Brewer - 5	Tolbert - 1	Dalton - 3
Belmont	L	71-96	Brewer - 22	Brewer - 5	Dalton - 3	Brewer, Tolbert - 1	McGlothan - 3
Tennessee State	L	50-79	Laros - 8	McGlothan - 8	Hogan - 2	-	McGlothan, Brewer - 2
Tennessee Tech	W	71-66 ^{OT}	McGlothan - 27	McGlothan - 16	Dalton - 4	McGlothan - 2	Russell - 3
Jacksonville State	L	64-81	McGlothan - 13	McGlothan - 10	Gable - 5	Tolbert, Brewer, Gable - 1	McGlothan, Dalton, Russell, Brewer, Caldwell - 1
UT Martin	L	72-81	McGlothan - 21	McGlothan - 6	Brewer - 4	Tolbert - 1	Hogan - 3
Eastern Illinois	W	88-79	Dalton - 17	McGlothan - 10	Russell - 6	McGlothan, Brewer - 1	Dalton - 2
Austin Peay	L	70-83	Tolbert - 14	Brewer - 6	Kao - 4	Tolbert, McGlothan - 1	Brewer - 2
Murray State	L	67-103	Gable - 16	Brewer - 6	Kao - 4	Tolbert - 2	McGlothan - 2
Tennessee State	W	89-74	Hogan - 15	Hogan - 6	Dalton, Brewer - 5	McGlothan, Laros - 1	Tolbert, Kao, Brewer - 1
Belmont							

Game-by-Game Starters

Opponent	W/L	Score	Guard	Guard	Guard	Forward	Forward/Center	First Man Off the Bench
Saint Louis	L	65-75	Dalton	Hogan	Brewer	Gable	Tolbert, F	McGlothan, 7 pts., 6 reb., 26 min.
Bradley	L	57-68	Dalton	Hogan	Brewer	Gable	Tolbert, F	McGlothan, 3 pts., 3 reb., 16 min.
Quincy	W	102-66	Dalton	Hogan	Brewer	Gable	Tolbert, F	Caldwell, 15 pts., 3 reb., 2 assists, 21 min.
Jacksonville	W	77-71	Dalton	Hogan	Brewer	Gable	Tolbert, F	Laros, 11 pts., 8 reb., 1 steal, 19 min.
UT Chattanooga	W	63-42	Dalton	Hogan	Brewer	Gable	Tolbert, F	Caldwell, 7 pts., 3 reb., 19 min.
South Alabama	L	58-79	Dalton	Hogan	Brewer	Gable	Tolbert, F	McGlothan, 7 pts., 5 reb., 23 min.
Missouri S&T	W	72-69	Dalton	Hogan	Brewer	Gable	Tolbert, F	McGlothan, 9 pts., 9 reb., 27 min.
Western Illinois	L	63-70	Dalton	Hogan	Brewer	Gable	Tolbert, F	Caldwell, 11 pts., 3 assists, 2 blocks, 17 min.
Mississippi Valley State	W	77-57	Dalton	Hogan	Brewer	Gable	Tolbert, F	McGlothan, 11 pts., 8 reb., 3 assists, 4 blocks, 27 min.
Southern Illinois	L	73-83	Dalton	Russell	Brewer	Gable	Tolbert, F	McGlothan, 7 pts., 2 reb., 17 min.
The Citadel	L	74-86	Dalton	Hogan	Brewer	Gable	Tolbert, F	Russell, 8 pts., 5 reb., 2 assists, 18 min.
Florida State	L	68-85	Dalton	Hogan	Brewer	Gable	Tolbert, F	Laros, 2 reb., 10 min.
Abilene Christian	L	68-70	Dalton	Hogan	Brewer	Gable	Tolbert, F	McGlothan, 5 reb., 18 min.
SIU Edwardsville	L	88-94	Dalton	Hogan	Russell	Gable	Tolbert, F	Caldwell, 4 pts., 4 assists, 21 min.
UT Martin	W	74-69 ^{OT}	Dalton	Hogan	Russell	Gable	Tolbert, F	Laros, 2 reb., 17 min.
Austin Peay	L	60-78	Dalton	Hogan	Caldwell	Gable	Tolbert, F	McGlothan, 1 reb., 19 min.
Murray State	L	67-85	Dalton	Hogan	Caldwell	Gable	Tolbert, F	McGlothan, 4 pts., 3 reb., 20 min.
Morehead State	L	69-73	Caldwell	Hogan	Brewer	Gable	Tolbert, F	Dalton, 6 pts., 3 reb., 21 min.
Eastern Kentucky	L	83-85	Caldwell	Hogan	Brewer	Gable	Tolbert, F	Dalton, 8 pts., 24 min.
SIU Edwardsville	L	86-87 ^{3OT}	Dalton	Hogan	Brewer	Gable	McGlothan, F	Tolbert, 18 pts., 8 reb., 24 min.
Eastern Illinois	W	64-59	Dalton	Hogan	Brewer	Gable	McGlothan, F	Tolbert, 4 pts., 3 reb., 22 min.
Belmont	L	71-96	Dalton	Hogan	Brewer	Gable	McGlothan, F	Tolbert, 6 pts., 2 reb., 12 min.
Tennessee State	L	50-79	Dalton	Hogan	Brewer	Gable	McGlothan, F	Tolbert, 2 pts., 3 reb., 18 min.
Tennessee Tech	W	71-66 ^{OT}	Dalton	Russell	Brewer	Tolbert	McGlothan, F	Gable, 1 pt., 3 reb., 18 min.
Jacksonville State	L	64-81	Dalton	Russell	Brewer	Tolbert	McGlothan, F	Gable, 3 pts., 7 reb., 5 assists, 23 min.
UT Martin	L	72-81	Dalton	Hogan	Brewer	Gable	Tolbert, F	Caldwell, 5 pts., 18 min.
Eastern Illinois	W	88-79	Dalton	Hogan	Caldwell	Tolbert	McGlothan, F	Gable, 13 pts., 8 reb., 23 min.
Austin Peay	L	70-83	Dalton	Hogan	Russell	Tolbert	McGlothan, F	Brewer, 7 pts., 6 reb., 2 steals, 24 min.
Murray State	L	67-103	Dalton	Hogan	Russell	Tolbert	McGlothan, F	Brewer, 8 pts., 6 reb., 1 steal, 26 min.
Tennessee State	W	89-74	Dalton	Hogan	Russell	Tolbert	McGlothan, F	Brewer, 10 pts., 4 reb., 27 min.
Belmont								

Starting Lineup Combinations

Record	Guard	Guard	Guard	Forward	Forward/Center
5-8	Dalton	Hogan	Brewer	Gable	Tolbert, F
0-1	Dalton	Russell	Brewer	Gable	Tolbert, F
1-1	Dalton	Hogan	Russell	Gable	Tolbert, F
0-2	Dalton	Hogan	Caldwell	Gable	Tolbert, F
0-2	Caldwell	Hogan	Brewer	Gable	Tolbert, F
1-3	Dalton	Hogan	Brewer	Gable	McGlothan, F
1-1	Dalton	Russell	Brewer	Tolbert	McGlothan, F
1-0	Dalton	Hogan	Caldwell	Tolbert	McGlothan, F
1-2	Dalton	Hogan	Russell	Tolbert	McGlothan, F

YOUR REDHAWKS

2018-19 BASKETBALL NOTES

	Score	FG-A	Pct.	3FG-A	Pct.	FT-A	Pct.	OFF	DEF	Total	E	A	TO	B	S
Southeast Missouri	L, 65-75	25-58	.431	7-17	.412	8-10	.800	6	25	31	28	14	16	1	4
Saint Louis		26-54	.481	4-25	.160	19-33	.576	11	28	39	15	16	14	4	9
Southeast Missouri	L, 57-68	18-57	.316	4-23	.174	17-25	.680	14	26	40	28	9	15	2	3
Bradley		19-49	.388	8-23	.348	22-32	.688	9	28	37	23	14	13	6	9
Southeast Missouri	W, 102-66	39-62	.629	14-28	.500	10-14	.714	6	28	34	21	22	7	2	7
Quincy		23-62	.371	5-21	.238	15-20	.750	12	19	31	14	11	12	2	2
Southeast Missouri	W, 77-71	26-65	.400	9-25	.360	16-20	.800	17	32	49	14	14	15	3	2
Jacksonville		31-72	.431	6-28	.214	3-5	.600	11	24	35	20	21	11	8	7
Southeast Missouri	W, 63-42	25-56	.446	5-17	.294	8-10	.800	7	36	43	16	10	17	3	5
UT Chattanooga		15-59	.254	6-36	.167	6-10	.600	9	25	34	14	7	13	0	4
Southeast Missouri	L, 58-79	21-62	.339	6-28	.214	10-16	.625	16	30	46	17	13	15	2	4
South Alabama		27-57	.474	13-34	.382	12-21	.571	4	28	32	18	19	8	4	6
Southeast Missouri	W, 72-69	29-59	.492	8-24	.333	6-13	.462	11	30	41	18	12	22	2	11
Missouri S&T		24-60	.400	8-26	.308	13-19	.684	11	22	33	12	9	16	1	8
Southeast Missouri	L, 63-70	23-66	.348	9-31	.290	8-10	.800	11	25	36	17	14	10	4	8
Western Illinois		24-52	.462	8-20	.400	14-17	.824	7	32	39	12	11	14	4	3
Southeast Missouri	W, 77-57	29-67	.433	12-29	.414	7-13	.538	13	31	44	26	15	12	9	7
Mississippi Valley State		18-58	.310	2-15	.133	19-34	.559	18	26	44	9	8	14	3	6
Southeast Missouri	L, 73-83	27-60	.450	14-36	.389	5-10	.500	9	19	28	20	14	11	2	5
Southern Illinois		28-54	.519	9-21	.429	18-22	.818	9	28	37	17	21	10	5	4
Southeast Missouri	L, 74-86	29-66	.439	12-34	.353	4-11	.364	8	34	42	19	16	15	6	3
The Citadel		30-67	.448	11-36	.306	15-20	.750	7	34	41	11	16	10	5	5
Southeast Missouri	L, 68-85	25-59	.424	14-37	.378	4-10	.400	7	21	28	21	14	11	1	6
Florida State		31-62	.500	7-26	.269	16-25	.640	17	29	46	13	15	15	5	6
Southeast Missouri	L, 68-70	24-49	.490	11-24	.458	9-13	.692	4	26	30	27	14	23	3	4
Abilene Christian		23-50	.460	4-15	.267	20-28	.714	5	24	29	16	12	14	5	9
Southeast Missouri	L, 88-94	30-58	.517	13-26	.500	15-18	.833	10	17	27	19	20	15	2	5
SIU Edwardsville		35-60	.583	10-22	.455	14-16	.875	10	18	28	16	19	13	2	4
Southeast Missouri	W, 75-69 ^{OT}	26-60	.433	10-29	.345	12-19	.632	9	36	45	19	14	24	1	7
UT Martin		24-72	.333	8-35	.229	13-19	.684	14	30	44	19	4	18	4	7
Southeast Missouri	L, 60-78	19-46	.413	2-14	.143	20-29	.690	12	17	29	15	6	17	1	6
Austin Peay		31-59	.525	8-21	.381	8-9	.889	11	20	31	20	14	14	3	8
Southeast Missouri	L, 67-85	24-55	.436	7-22	.318	12-15	.800	7	18	25	17	9	9	2	6
Murray State		33-63	.524	9-27	.333	10-16	.625	14	27	41	14	21	7	1	4
Southeast Missouri	L, 69-73	29-63	.460	6-18	.333	5-9	.556	15	23	38	27	13	11	4	7
Morehead State		24-53	.453	11-25	.440	14-19	.737	8	20	28	13	19	10	9	3
Southeast Missouri	L, 83-85	26-57	.456	8-20	.400	23-29	.793	4	24	28	24	12	12	1	9
Eastern Kentucky		27-54	.500	9-22	.409	22-33	.667	7	29	36	21	19	15	1	6
Southeast Missouri	L, 86-87 ^{3OT}	30-67	.448	5-17	.294	21-35	.600	8	43	51	27	8	15	4	6
SIU Edwardsville		28-85	.329	8-34	.235	23-31	.742	21	37	58	24	13	13	4	8
Southeast Missouri	W, 64-59	19-50	.380	8-20	.400	18-24	.750	9	24	33	11	13	11	1	5
Eastern Illinois		26-59	.441	5-22	.227	2-2	1.000	9	27	36	22	11	14	1	5
Southeast Missouri	L, 71-97	28-63	.444	11-25	.440	4-6	.667	3	23	26	23	9	15	2	6
Belmont		29-55	.527	7-24	.292	32-34	.941	4	32	36	9	17	13	2	5
Southeast Missouri	L, 50-79	17-50	.340	5-18	.278	11-19	.579	12	18	30	19	6	16	0	7
Tennessee State		29-55	.527	10-23	.435	11-14	.786	11	28	39	18	11	15	1	9
Southeast Missouri	W, 71-66 ^{OT}	25-55	.455	3-14	.214	18-26	.692	11	25	36	21	9	20	3	9
Tennessee Tech		18-49	.367	5-20	.250	25-34	.735	8	25	33	18	8	19	5	7
Southeast Missouri	L, 64-81	26-70	.371	6-23	.261	6-12	.500	14	23	37	13	11	9	3	5
Jacksonville State		30-64	.469	11-25	.440	10-10	1.000	11	34	45	13	14	12	5	3
Southeast Missouri	L, 72-81	27-60	.450	6-19	.316	12-17	.706	11	16	27	16	12	15	1	13
UT Martin		30-49	.612	12-22	.545	9-11	.818	5	25	30	11	19	19	5	8
Southeast Missouri	W, 88-79	34-63	.540	11-22	.500	9-11	.818	7	31	38	16	23	10	2	6
Eastern Illinois		31-58	.534	12-27	.444	5-11	.455	2	23	25	12	18	10	7	5
Southeast Missouri	L, 70-83	25-49	.510	8-17	.471	12-12	1.000	5	22	27	22	12	17	2	5
Austin Peay		30-69	.435	8-23	.348	15-21	.714	20	19	39	16	16	9	2	7
Southeast Missouri	L, 67-103	23-58	.397	10-23	.435	11-13	.846	9	18	27	16	12	16	3	5
Murray State		41-72	.569	10-23	.435	11-12	.917	14	28	42	14	28	8	4	9
Southeast Missouri	W, 89-74	24-44	.545	14-19	.737	27-35	.771	3	28	31	20	19	10	2	3
Tennessee State		27-52	.435	5-23	.217	15-21	.714	11	23	34	26	7	9	2	3
Southeast Missouri															
Belmont															

YOUR REDHAWKS

2018-19 BASKETBALL NOTES

GAME-BY-GAME LEADERS SUMMARY (# OF GAMES)

Points

Ledarius Brewer.....	10
Skyler Hogan.....	7
Gabe McGlothan.....	3
Sage Tolbert.....	3
Isaiah Gable.....	3
Alex Caldwell.....	2
Mark Laros.....	1
Jonathan Dalton.....	1

Rebounds

Sage Tolbert.....	11
Gabe McGlothan.....	10
Ledarius Brewer.....	6
Mark Laros.....	3
Isaiah Gable.....	3
Skyler Hogan.....	3
Oscar Kao.....	1

Assists

Jonathan Dalton.....	14
Ledarius Brewer.....	9
Skyler Hogan.....	4
Alex Caldwell.....	3
Nygal Russell.....	2
Isaiah Gable.....	2
Oscar Kao.....	2
Donnie Lewis.....	1

Blocks

Sage Tolbert.....	13
Gabe McGlothan.....	13
Ledarius Brewer.....	6
Isaiah Gable.....	5
Alex Caldwell.....	3
Mark Laros.....	3
Nygal Russell.....	2
Skyler Hogan.....	1

Steals

Ledarius Brewer.....	13
Alex Caldwell.....	10
Skyler Hogan.....	9
Jonathan Dalton.....	8
Sage Tolbert.....	6
Nygal Russell.....	4
Mark Laros.....	3
Isaiah Gable.....	2
Gabe McGlothan.....	2
Khalil Cuffee.....	1
Donnie Lewis.....	1

Dunks (# for 2018-19 Season)

Gabe McGlothan.....	16
Ledarius Brewer.....	13
Sage Tolbert.....	11
Nygal Russell.....	5
Mark Laros.....	2
Skyler Hogan.....	2
Khalil Cuffee.....	1
Isaiah Gable.....	1
Alex Caldwell.....	1

Games Played/Started

	2018-19	Career
Jonathan Dalton	30/29	91/59
Ledarius Brewer	28/22	59/49
Donnie Lewis	22/0	53/2
Mark Laros	30/0	66/7
Isaiah Gable	30/24	45/24
Sage Tolbert	30/26	30/26
Skyler Hogan	30/27	30/27
Nygal Russell	30/8	30/8
Gabe McGlothan	30/10	30/10
Alex Caldwell	23/5	23/5
Oscar Kao	19/0	19/0
Khalil Cuffee	12/0	12/0

CAREER LEDGER

Double-Digit Point Games

	2018-19	Career
Ledarius Brewer.....	20	42
Skyler Hogan.....	16	16
Jonathan Dalton.....	5	10
Alex Caldwell.....	8	8
Isaiah Gable.....	9	9
Gabe McGlothan.....	6	6
Nygal Russell.....	5	5
Mark Laros.....	3	5
Sage Tolbert.....	5	5
Khalil Cuffee.....	1	1

Double-Digit Rebound Games

	2018-19	Career
Sage Tolbert.....	5	5
Gabe McGlothan.....	4	4
Ledarius Brewer.....	1	2
Isaiah Gable.....	-	1

20+ Point Games

	2018-19	Career
Ledarius Brewer.....	5	9
Isaiah Gable.....	2	2
Skyler Hogan.....	2	2
Gabe McGlothan.....	2	2

8+ Rebound Games

	2018-19	Career
Gabe McGlothan.....	8	8
Sage Tolbert.....	7	7
Mark Laros.....	2	5
Ledarius Brewer.....	2	4
Isaiah Gable.....	1	2

5+ Assist Games

	2018-19	Career
Jonathan Dalton.....	7	10
Nygal Russell.....	3	3
Ledarius Brewer.....	2	2
Isaiah Gable.....	1	1

3+ Steal Games

	2018-19	Career
Jonathan Dalton.....	1	6
Alex Caldwell.....	1	1
Gabe McGlothan.....	1	1
Nygal Russell.....	1	1
Skyler Hogan.....	1	1

Double-Doubles


	2018-19	Career
Gabe McGlothan.....	4	4
Ledarius Brewer.....	1	2
Sage Tolbert.....	1	1

SOUTHEAST MISSOURI'S 2018-19 RECORD:

At Home.....	6-7
On the Road.....	2-13
At Neutral Sites.....	2-0
In Ohio Valley Conference Games.....	5-12
In November.....	4-3
In December.....	1-5
In January.....	2-7
In February.....	3-5
In March.....	0-0
Leading at the Half.....	7-2
Trailing at the Half.....	2-16
Tied at the Half.....	1-2
In Overtime Games.....	2-1
The Redhawks Score First.....	4-7
In 1-4 Point Games.....	1-4
In 5-9 Point Games.....	5-3
In 10-14 Point Games.....	0-5
In 15+ Point Games.....	4-8
Leading with Five Minutes Left in Regulation.....	8-1
Trailing with Five Minutes Left in Regulation.....	2-19
Tied with Five Minutes Left in Regulation.....	0-0
Scoring Less than 50 Points.....	0-0
Scoring 50-59 Points.....	0-3
Scoring 60-69 Points.....	3-8
Scoring 70-79 Points.....	4-6
Scoring 80-89 Points.....	2-3
Scoring 90-99 Points.....	0-0
Scoring 100 or more Points.....	1-0
Giving up Less Than 50 Points.....	1-0
Giving up 50-59 Points.....	2-0
Giving up 60-69 Points.....	3-1
Giving up 70-79 Points.....	4-7
Giving up 80-89 Points.....	0-9
Giving up 90-99 Points.....	0-2
Giving up 100 or more Points.....	0-1
Shooting 50% or Better from the Field.....	3-2
Shooting Less Than 50% from the Field.....	7-18
Opponent Shoots 50% or Better from the Field.....	1-10
Opponent Shoots Less Than 50% from the Field.....	9-10
Outshooting Opponent.....	8-4
Outshot by Opponent.....	2-16
Field Goal Percentage is Tied.....	0-0
Shooting 50% or Better from 3-Point Range.....	3-1
Shooting Less Than 50% from 3-Point Range.....	7-19
Opponent Shoots 50% or Better from 3-Point Range.....	0-1
Opponent Shoots Less Than 50% from 3-Point Range.....	10-19
Shooting 50% or Better from the Free Throw Line.....	9-18
Shooting Less Than 50% from the Free Throw Line.....	1-2
Opponent Shoots 50% or Better from the Free Throw Line.....	9-20
Opponent Shoots Less Than 50% from the Free Throw Line.....	1-0
Shooting More Free Throws Than Opponent.....	3-7
Shooting Less Free Throws Than Opponent.....	4-12
Free Throws are Tied.....	3-1
Southeast's Starters Outscore Opponent's Starters.....	6-2
Opponent's Starters Outscore Southeast's Starters.....	3-18
Starter Scoring is Tied.....	1-0
Bench Outscores Opponent.....	7-13
Opponent Bench Outscores Southeast.....	3-7
Bench Scoring is Tied.....	0-0
Bench Contributes Double Figures in Points.....	9-20
No Redhawk Players Score Double Figures.....	0-1
Two Redhawk Players Score Double Figures.....	3-10
3+ Redhawk Players Score Double Figures.....	7-8
Outrebounding an Opponent.....	7-5
Opponent Outrebounds Southeast.....	2-15
Rebounds are Tied.....	1-0
Getting 10+ Assists.....	10-13
Getting 10+ Steals.....	1-1
Getting 5+ Blocks.....	1-1
Forcing more Turnovers than Opponent.....	3-5
Committing more Turnovers than Opponent.....	6-15
Turnovers are Tied.....	1-0

YOUR REDHAWKS

2018-19 BASKETBALL NOTES



► Guard
► Sophomore (2) ► 6-5 ► 200
► Meridian, Miss.
► Meridian H.S.



25

LEDARRUS BREWER

Preseason All-Ohio Valley Conference selection.

2018-19: Missed the Redhawks first two Ohio Valley Conference games due to a hip injury...Returned to the court and scored six points in 22 minutes off the bench vs. Austin Peay (1/10)...Dropped in eight points in his first OVC start of the season at Morehead State (1/17)...Scored double figures in 20 games...Leads the team in scoring with 12.7 points per game...Ranks second on the team with 47 three-pointers made, is first with 32 steals, is third with 4.7 rebounds per game and second with 55 assists...Finished as Southeast Missouri's top scorer in 10 contests...Ranks 21st in the Ohio Valley Conference in scoring, 15th in free throw percentage (.738), 15th in 3-point field goals made (1.7), 14th in defensive rebounds (4.0) and 29th in minutes played (28.3)...Scored 20 or more points five times...Turned in a double-double 20 points and career-high 11 rebounds, and made three free throws in the final seven seconds to give the Redhawks a 72-69 win over Missouri S&T (11/27)...Scored 24 points in back-to-back games vs. SIU Edwardsville (1/24) and Eastern Illinois (1/26)...Drove the baseline and threw down a dunk that gave SEMO the lead in its comeback win over EIU...Ranks 23rd in the OVC with 12.1 points per game in conference play...Came off the bench in the last four games.

2018-19 SEASON HIGHS

Points.....	24	3x, last vs. Eastern Illinois (1/26/19)
Total Rebounds.....	11	vs. Missouri S&T (11/27/18)
Offensive.....	3	2x, last at Morehead State (1/17/19)
Defensive.....	11	vs. Missouri S&T (11/27/18)
FG Made.....	9	at The Citadel (12/15/18)
FG Attempted.....	19	vs. Jacksonville (11/16/18)
3-Point FG Made.....	6	at Belmont (1/31/19)
3-Point FG Attempted.....	10	at The Citadel (12/15/18)
FT Made.....	9	vs. SIU Edwardsville (1/24/19)
FT Attempted.....	13	vs. SIU Edwardsville (1/24/19)
Assists.....	6	vs. Jacksonville (11/16/18)
Blocks.....	2	2x, last vs. SIU Edwardsville (1/24/19)
Steals.....	2	12x, last at Austin Peay (2/21/19)
Minutes.....	50	vs. SIU Edwardsville (1/24/19)

BREWER'S GAME-BY-GAME STATISTICS

2018-19	FG	3P	FT	O/D	REB	F	PTS	A	TO	B	S	M
at Saint Louis*	7-17	2-7	2-2	0/7	7	5	18	2	3	0	2	33
at Bradley*	3-15	1-8	4-6	1/7	8	2	11	3	2	0	0	33
Quincy*	4-9	2-5	0-1	0/4	4	1	10	2	1	1	0	18
vs. Jacksonville*	7-19	2-8	0-1	2/5	7	1	16	6	4	0	0	31
vs. UT Chattanooga*	5-11	0-2	1-2	1/6	7	1	11	4	2	0	0	26
at South Alabama*	3-12	2-7	2-2	1/6	7	2	10	0	8	0	1	29
Missouri S&T*	7-13	3-6	3-3	0/11	11	3	20	1	5	0	2	34
Western Illinois*	1-13	1-7	0-0	0/3	3	4	3	1	3	0	2	29
at Miss. Valley St.*	2-9	1-6	0-2	0/3	3	5	5	0	0	0	0	15
Southern Illinois*	6-15	2-9	3-4	1/2	3	5	17	1	1	0	2	31
at The Citadel*	9-17	5-10	1-2	1/2	3	1	24	2	4	2	0	32
at Florida State*	6-13	2-7	2-2	0/4	4	3	16	3	0	0	2	23
Abilene Christian*	6-11	3-6	0-0	0/3	3	2	15	1	5	0	1	32
at SIU Edwardsville	DNP	-	-	-	-	-	-	-	-	-	-	-
UT Martin	DNP	-	-	-	-	-	-	-	-	-	-	-
Austin Peay	1-5	0-3	4-4	3/1	4	2	6	2	1	0	2	22
Murray State	5-10	0-2	3-3	0/1	1	3	13	1	0	0	2	23
at Morehead State*	4-12	0-2	0-0	3/1	4	2	8	3	4	1	1	30
at Eastern Kentucky*	4-11	3-7	3-4	0/1	1	1	14	1	4	1	2	24
SIU Edwardsville*	7-15	1-4	9-13	2/4	6	4	24	2	4	2	2	50
Eastern Illinois*	7-17	3-8	7-9	0/4	4	0	24	5	3	0	0	33
at Belmont*	8-11	6-8	0-0	0/5	5	4	22	0	3	1	0	23
at Tennessee State*	2-11	1-6	2-4	1/3	4	0	7	1	4	0	2	32
Tennessee Tech*	3-10	1-2	4-4	0/5	5	1	11	1	5	0	2	37
Jacksonville State*	4-14	1-5	2-3	2/2	4	1	11	1	3	1	1	28
at UT Martin*	4-12	0-6	2-3	1/2	3	3	10	4	4	0	2	29
at Eastern Illinois	2-4	1-2	0-0	0/5	5	0	5	2	2	1	0	19
at Austin Peay	3-6	1-4	0-0	0/6	6	3	7	1	5	0	2	24
at Murray State	3-8	2-5	0-0	1/5	6	4	8	0	2	0	1	26
Tennessee State	2-7	1-3	5-6	0/4	4	4	10	5	0	0	1	27
Belmont												

* - Game Started

CAREER HIGHS


Points.....	34	vs. Eastern Illinois (2/17/18)
Total Rebounds.....	11	vs. Missouri S&T (11/27/18)
Offensive.....	3	2x, last at Morehead State (1/17/19)
Defensive.....	11	vs. Missouri S&T (11/27/18)
FG Made.....	11	vs. Eastern Illinois (2/17/18)
FG Attempted.....	19	vs. Jacksonville (11/16/18)
3-Point FG Made.....	7	vs. Eastern Illinois (2/17/18)
3-Point FG Attempted.....	12	vs. Tennessee State (12/31/17)
FT Made.....	11	vs. SIU Edwardsville (2/17/18)
FT Attempted.....	13	2x, last vs. SIU Edwardsville (1/24/19)
Assists.....	6	vs. Jacksonville (11/16/18)
Blocks.....	3	vs. Tennessee State (12/31/17)
Steals.....	2	17x, last at Austin Peay (2/21/19)
Minutes.....	50	vs. SIU Edwardsville (1/24/19)

CAREER STATISTICS AT SOUTHEAST MISSOURI

Overall																			
Season	G-GS	Min	Avg	FG-FGA	Pct	3FG-3FGA	Pct	FT-FTA	Pct	Off	Def	Tot	Avg	PF	FO	A	TO	Blk	Stl
2017-18	31-27	912	29.4	152-362	.420	71-196	.362	74-100	.740	14	104	118	3.8	66	3	40	57	16	29
2018-19	28-22	793	28.3	125-327	.382	47-155	.303	59-80	.738	20	112	132	4.7	67	3	55	82	10	32
Total	59-49	1705	28.9	277-689	.402	118-351	.336	133-180	.739	34	216	250	4.2	133	6	95	139	26	61
Ohio Valley Conference Games Only																			
Season	G-GS	Min	Avg	FG-FGA	Pct	3FG-3FGA	Pct	FT-FTA	Pct	Off	Def	Tot	Avg	PF	FO	A	TO	Blk	Stl
2017-18	18-18	570	31.7	98-224	.438	47-132	.356	56-75	.747	8	66	74	4.1	34	1	19	36	11	16
2018-19	15-9	427	28.5	59-153	.386	21-67	.313	41-53	.774	13	49	62	4.1	32	0	29	44	7	20
Total	33-27	997	30.2	157-377	.416	68-199	.342	97-128	.758	21	115	136	4.1	66	1	48	80	18	36

YOUR REDHAWKS

2018-19 BASKETBALL NOTES



► Guard
► Freshman (1) ► 6-0 ► 170
► Columbia, S.C.
► Wilson H.S.



ALEX CALDWELL

2018-19: Is out the rest of the season due to a sprained MCL and ACL injury he sustained during practice on Feb. 19...Averaged 8.7 points per game and was fourth on the team with 30 three-pointers made...Ranked third on the team in scoring and assists (40)...Led the team in free throw shooting with a 78.3 percent (36-of-46) clip...Ranked third on the team with 22 steals...Tied for 14th in the Ohio Valley Conference in 3-point field goal percentage (390)...Dropped in 14 points in his first career NCAA Division I game at Saint Louis (11/6)...Went a near-perfect 5-of-6 at the free throw line in 19 minutes of that contest...Led the Redhawks with 15 points on five 3-pointers vs. Quincy (11/12)...Followed that up with a season-high 17 points vs. Jacksonville (11/16)...Matched a season-high 17 points vs. UT Martin (1/5) with all of his points in the second half...Also made a 3-pointer that gave the Redhawks a one-point lead with 1:54 left in regulation against the Skyhawks before the game went to overtime...Scored double figures in nine games as a Redhawk...Scored eight points in his first career start vs. Austin Peay (1/10)...Started five games...Scored eight points in his first career start vs. Austin Peay (1/10)...Made a clutch shot, was fouled and converted a 3-point play to tie the game at Eastern Kentucky (1/19) before the Colonels hit a buzzer-beater to win.

Prep: Named to the USA Today High School Sports American Family Insurance ALL-USA South Carolina Boys Basketball Team in 2017-18...Was the state's Class 4A Player of the Year who averaged 22 points, seven assists and five rebounds leading Wilson High School (20-4) to the Class 4A state final as a senior...Duke signee and McDonald's All-American Zion Williamson joined Caldwell on the ALL-USA First-Team...Garnered Class 4A All-State honors...ESPN Top-30 point guard...Averaged 14 points, nine assists, five rebounds and 2.5 steals per game as a junior...Played in the South Carolina State Showcase and was a member of the All-Hoop Zone Team...The Tigers (21-1) also made the Class 4A state final in 2016-17...Scored over 1,000 points in his high school career.

CALDWELL'S GAME-BY-GAME STATISTICS

2018-19	FG	3P	FT	O/D	REB	E	PTS	A	TO	B	S	M
at Saint Louis	4-7	1-2	5-6	0/2	2	4	14	4	1	0	0	19
at Bradley	3-7	0-1	0-0	1/2	3	2	6	1	2	0	1	18
Quincy	5-7	5-6	0-0	1/2	3	1	15	2	2	0	1	21
vs. Jacksonville	5-6	3-3	4-4	1/3	4	1	17	2	1	1	1	24
vs. UT Chattanooga	3-6	0-2	1-1	0/3	3	2	7	1	0	0	2	19
at South Alabama	1-8	0-3	0-0	1/2	3	0	2	1	0	0	0	20
Missouri S&T	3-7	1-4	0-0	0/0	0	2	7	4	1	1	3	16
Western Illinois	4-12	1-6	2-2	0/3	3	1	11	3	1	2	1	17
at Miss. Valley St.	2-5	1-3	3-3	1/1	2	1	8	0	1	0	1	20
Southern Illinois	3-5	3-5	0-1	2/2	4	3	9	2	3	0	0	15
at The Citadel	6-10	2-6	0-2	0/1	1	3	14	3	1	0	1	24
at Florida State	2-8	1-5	0-0	1/1	2	3	5	3	0	0	0	17
Abilene Christian	DNP	-	-	-	-	-	-	-	-	-	-	-
at SIU Edwardsville	1-3	0-1	2-2	0/1	1	2	4	4	1	0	1	21
UT Martin	5-8	3-4	4-5	1/4	5	2	17	1	5	0	1	39
Austin Peay*	2-6	1-3	3-4	0/0	0	2	8	1	4	0	2	23
Murray State*	1-5	1-4	2-2	0/1	1	1	5	1	1	0	1	24
at Morehead State*	0-2	0-1	0-0	0/1	1	4	0	0	0	0	0	9
at Eastern Kentucky*	4-8	1-3	1-1	0/1	1	1	10	2	1	0	2	27
SIU Edwardsville	DNP	-	-	-	-	-	-	-	-	-	-	-
Eastern Illinois	DNP	-	-	-	-	-	-	-	-	-	-	-
at Belmont	6-12	2-5	2-2	2/0	2	3	16	2	0	0	1	26
at Tennessee State	3-5	1-2	0-0	1/0	1	4	7	0	4	0	1	16
Tennessee Tech	1-4	0-1	4-6	0/1	1	2	6	2	1	1	0	25
Jacksonville State	4-10	2-4	0-0	1/0	1	3	10	0	1	0	1	24
at UT Martin	1-4	0-1	3-5	0/0	0	1	5	0	0	0	1	18
at Eastern Illinois*	2-3	1-2	0-0	1/0	1	3	5	1	0	0	0	13
at Austin Peay	DNP	-	-	-	-	-	-	-	-	-	-	-
at Murray State	DNP	-	-	-	-	-	-	-	-	-	-	-
Tennessee State	DNP	-	-	-	-	-	-	-	-	-	-	-
Belmont	DNP	-	-	-	-	-	-	-	-	-	-	-

* - Game Started

2018-19 SEASON CAREER HIGHS


Points	17	2x, last vs. UT Martin (1/5/19)
Total Rebounds	5	vs. UT Martin (1/5/19)
Offensive	2	2x, last at Belmont (1/31/19)
Defensive	4	vs. UT Martin (1/5/19)
FG Made	6	2x, last at Belmont (1/31/19)
FG Attempted	12	2x, last at Belmont (1/31/19)
3-Point FG Made	5	vs. Quincy (11/12/18)
3-Point FG Attempted	6	3x, last at The Citadel (12/15/18)
FT Made	5	at Saint Louis (11/6/18)
FT Attempted	6	2x, last vs. Tennessee Tech (2/7/19)
Assists	4	3x, last at SIU Edwardsville (1/3/19)
Blocks	2	vs. Western Illinois (12/1/18)
Steals	3	vs. Missouri S&T (11/27/18)
Minutes	39	vs. UT Martin (1/5/19)

CAREER STATISTICS AT SOUTHEAST MISSOURI

Overall																			
Season	G-GS	Min	Avg	FG-FGA	Pct	3FG-3FGA	Pct	FT-FTA	Pct	Off	Def	Tot	Avg	PF	FO	A	TO	Blk	Stl
2018-19	24-5	495	20.6	71-158	.449	30-77	.390	36-46	.783	14	31	45	1.9	51	0	40	31	5	22
Ohio Valley Conference Games Only																			
Season	G-GS	Min	Avg	FG-FGA	Pct	3FG-3FGA	Pct	FT-FTA	Pct	Off	Def	Tot	Avg	PF	FO	A	TO	Blk	Stl
2018-19	12-5	265	22.1	30-70	.429	12-31	.387	21-27	.778	6	9	15	1.3	28	0	14	18	1	11

YOUR REDHAWKS

2018-19 BASKETBALL NOTES



► Guard
► Freshman (2) ► 6-4 ► 210
► Fairburn, Ga.
► Langston Hughes H.S.



KHALIL CUFFEE

2018-19: Saw action in 12 games off the bench...Scored 12 points on 5-of-6 field goals and drained a pair of 3-pointers in just eight minutes vs. Quincy (11/12)...Pitched in double figures for the first time in his career... Made the basket that gave SEMO 100 points and followed with the bucket to put the Redhawks over 100 points in that game...Averages 2.9 points per contest.

Prep: Boasted a 14.2 points per game average as a senior at Langston Hughes High School...Averaged double figures in the scoring column each of his final three varsity seasons...Scored a career-best 18.5 points a game as a sophomore...Finished his prep career with 1,372 points, 195 three-pointers made, 261 rebounds, 136 assists, 72 steals and nine blocks...Played a total of 95 career games and shot 45 percent (470-of-1048) from the field... Left Langston Hughes as the school's all-time leading scorer...Played with the Georgia Stars AAU program.

CUFFEE'S GAME-BY-GAME STATISTICS

2018-19	FG	3P	FT	O/D	REB	E	PTS	A	TO	B	S	M
at Saint Louis	DNP	-	-	-	-	-	-	-	-	-	-	-
at Bradley	DNP	-	-	-	-	-	-	-	-	-	-	-
Quincy	5-6	2-3	0-2	0/1	1	1	12	1	2	0	2	8
vs. Jacksonville	DNP	-	-	-	-	-	-	-	-	-	-	-
vs. UT Chattanooga	1-2	0-0	0/0	0/0	0	0	3	0	0	0	0	3
at South Alabama	0-2	0-2	0-0	0/0	0	0	0	0	0	0	0	3
Missouri S&T	DNP	-	-	-	-	-	-	-	-	-	-	-
Western Illinois	DNP	-	-	-	-	-	-	-	-	-	-	-
at Miss. Valley St.	1-2	1-2	1-2	0/0	0	3	4	0	1	0	0	2
Southern Illinois	0-0	0-0	0-0	0/0	0	0	0	0	0	0	0	1
at The Citadel	DNP	-	-	-	-	-	-	-	-	-	-	-
at Florida State	2-3	2-3	0-0	0/0	0	0	6	0	0	0	0	2
Abilene Christian	0-1	0-1	0-0	0/1	1	0	0	0	0	0	0	3
at SIU Edwardsville	DNP	-	-	-	-	-	-	-	-	-	-	-
UT Martin	DNP	-	-	-	-	-	-	-	-	-	-	-
Austin Peay	0-1	0-0	0-0	0/0	0	0	0	0	0	0	0	1
Murray State	1-2	1-2	0-0	0/0	0	1	3	0	1	0	0	4
at Morehead State	DNP	-	-	-	-	-	-	-	-	-	-	-
at Eastern Kentucky	0-0	0-0	0-0	0/0	0	0	0	0	0	0	0	1
SIU Edwardsville	DNP	-	-	-	-	-	-	-	-	-	-	-
Eastern Illinois	DNP	-	-	-	-	-	-	-	-	-	-	-
at Belmont	DNP	-	-	-	-	-	-	-	-	-	-	-
at Tennessee State	DNP	-	-	-	-	-	-	-	-	-	-	-
Tennessee Tech	DNP	-	-	-	-	-	-	-	-	-	-	-
Jacksonville State	DNP	-	-	-	-	-	-	-	-	-	-	-
at UT Martin	0-0	0-0	0-0	0/0	0	1	0	0	0	0	0	3
at Eastern Illinois	DNP	-	-	-	-	-	-	-	-	-	-	-
at Austin Peay	DNP	-	-	-	-	-	-	-	-	-	-	-
at Murray State	2-3	1-2	2-2	0/0	0	0	7	0	0	0	0	5
Tennessee State	DNP	-	-	-	-	-	-	-	-	-	-	-
Belmont												

* - Game Started

2018-19 SEASON/CAREER HIGHS


Points	12	vs. Quincy (11/12/18)
Total Rebounds	1	2x, last vs. Abilene Christian (12/21/18)
Offensive	-	-
Defensive	1	2x, last vs. Abilene Christian (12/21/18)
FG Made	5	vs. Quincy (11/12/18)
FG Attempted.....	6	vs. Quincy (11/12/18)
3-Point FG Made.....	2	2x, last at Florida State (12/17/18)
3-Point FG Attempted.....	3	2x, last at Florida State (12/17/18)
FT Made.....	2	at Murray State (2/23/19)
FT Attempted.....	2	3x, last at Murray State (2/23/19)
Assists	1	vs. Quincy (11/12/18)
Blocks.....	-	-
Steals.....	2	vs. Quincy (11/12/18)
Minutes	8	vs. Quincy (11/12/18)

CAREER STATISTICS AT SOUTHEAST MISSOURI

Overall																		
Season	G-GS	Min	Avg	FG-FGA	Pct	3FG-3FGA	Pct	FT-FTA	Pct	Off	Def	Tot	Avg	PF	FO	A	TO	Blk
2018-19	12-0	36	3.0	12-22	.545	8-17	.471	3-6	.500	0	2	2	0.2	6	0	1	4	0
Ohio Valley Conference Games Only																		
Season	G-GS	Min	Avg	FG-FGA	Pct	3FG-3FGA	Pct	FT-FTA	Pct	Off	Def	Tot	Avg	PF	FO	A	TO	Blk
2018-19	5-0	14	2.8	3-6	.500	2-4	.500	2-2	1.000	0	0	0	0.0	2	0	0	1	0

YOUR REDHAWKS

2018-19 BASKETBALL NOTES



► Guard
► Senior (4) ► 5-10 ► 155
► New Orleans, La.
► West Jefferson H.S.
► Copiah-Lincoln CC

5

JONATHAN DALTON

2018-19: Leads the team and ranks 10th in the Ohio Valley Conference with 102 assists...Went over 100 assists for the second year in a row...Averages 6.6 points a game...Scored seven points, dished out three assists and grabbed two rebounds in 28 minutes during the Redhawks season-opener at Saint Louis (11/6)...Made a perfect 4-of-4 free throws and scored nine points at Bradley (11/10)...Reached 100 career rebounds vs. Quincy (11/12)...Had seven assists at South Alabama (11/19) and vs. Abilene Christian (12/21)...Tied a career-high 13 points vs. Abilene Christian (12/21)...Followed that up with 10 points in the Ohio Valley Conference opener at SIU Edwardsville (1/3)...Also had a season-high eight assists in that game...Dished out five or more assists a total of seven times...Converted a big 3-point play to give the Redhawks a 58-55 lead with 29 seconds left in regulation vs. UT Martin (1/5), a game which Southeast Missouri won in overtime...Ranks fifth in the OVC in assist/turnover ratio (1.8)...Went over 300 career assists and scored a career-high 17 points at Eastern Illinois (2/16)...Dropped in 10 points for his fourth double-digit scoring game at Austin Peay (2/21).

2018-19 SEASON HIGHS

Points.....	17	at Eastern Illinois (2/16/19)
Total Rebounds.....	6	vs. SIU Edwardsville (1/24/19)
Offensive.....	1	8x, last vs. Tennessee State (2/28/19)
Defensive.....	6	vs. SIU Edwardsville (1/24/19)
FG Made.....	4	3x, last at Austin Peay (2/21/19)
FG Attempted.....	9	vs. Austin Peay (1/10/19)
3-Point FG Made.....	2	3x, last at Austin Peay (2/21/19)
3-Point FG Attempted.....	4	2x, last vs. Eastern Illinois (1/26/19)
FT Made.....	8	2x, last at Eastern Illinois (2/16/19)
FT Attempted.....	9	2x, last at Eastern Illinois (2/16/19)
Assists.....	8	at SIU Edwardsville (1/3/19)
Blocks.....	1	at Mississippi Valley State (12/4/18)
Steals.....	3	vs. Eastern Illinois (1/26/19)
Minutes.....	49	vs. SIU Edwardsville (1/24/19)

DALTON'S GAME-BY-GAME STATISTICS

2018-19	FG	3P	FT	O/D	REB	E	PTS	A	TO	B	S	M
at Saint Louis*	3-5	1-1	0-0	1/1	2	0	7	3	4	0	0	28
at Bradley*	2-3	1-2	4-4	0/1	1	3	9	3	2	0	0	24
Quincy*	2-2	1-1	2-2	0/3	3	1	7	2	0	0	1	15
vs. Jacksonville*	1-5	1-2	2-3	1/2	3	3	5	4	5	0	0	25
vs. UT Chattanooga*	1-2	1-2	2-2	0/2	2	1	5	3	1	0	1	23
at South Alabama*	1-3	0-0	0-0	0/4	4	0	2	7	1	0	1	27
Missouri S&T*	2-3	0-0	1-4	0/1	1	3	5	3	0	0	0	20
Western Illinois*	0-2	0-1	0-0	0/1	1	1	0	2	2	0	1	27
at Miss. Valley St.*	2-6	1-3	2-2	0/4	4	1	7	4	3	1	1	29
Southern Illinois*	3-4	2-3	0-0	0/0	0	2	8	4	1	0	2	31
at The Citadel*	1-3	1-2	0-0	0/4	4	4	3	3	4	0	0	18
at Florida State*	2-6	1-4	1-1	0/3	3	2	6	5	4	0	0	32
Abilene Christian*	4-7	1-3	4-5	0/3	3	2	13	7	1	0	0	34
at SIU Edwardsville*	2-6	1-3	5-5	1/2	3	1	10	8	0	0	0	34
UT Martin*	2-6	0-1	4-5	0/2	2	0	8	5	2	0	2	39
Austin Peay*	3-9	1-3	2-4	0/3	3	1	9	1	2	0	0	29
Murray State*	2-3	0-0	0-0	0/0	0	0	4	3	1	0	0	11
at Morehead State	3-6	0-0	0-1	0/3	3	4	6	1	1	0	1	21
at Eastern Kentucky	0-2	0-0	8-9	0/3	3	2	8	2	2	0	2	24
SIU Edwardsville*	1-5	0-1	3-6	0/6	6	2	5	4	4	0	0	49
Eastern Illinois*	1-6	1-4	3-5	0/3	3	3	6	3	3	0	3	33
at Belmont*	2-3	0-0	1-2	0/1	1	1	5	3	1	0	1	20
at Tennessee State*	1-5	0-1	0-1	1/2	3	1	2	1	2	0	1	32
Tennessee Tech*	2-2	0-0	1-2	1/0	1	3	5	4	1	0	2	31
Jacksonville State*	2-5	1-1	0-0	1/1	2	1	5	1	1	0	1	26
at UT Martin*	3-6	2-3	0-0	0/2	2	2	8	2	2	0	2	28
at Eastern Illinois*	4-6	1-1	8-9	0/2	2	2	17	5	3	0	2	32
at Austin Peay*	4-8	2-3	0-0	0/1	1	1	10	1	1	0	1	30
at Murray State*	0-4	0-1	0-0	1/1	2	4	0	3	2	0	0	29
Tennessee State*	3-6	1-2	6-6	1/3	4	2	13	5	1	0	0	29
Belmont												

* - Game Started

CAREER HIGHS


Points.....	17	at Eastern Illinois (2/16/19)
Total Rebounds.....	7	vs. UT Martin (2/24/18)
Offensive.....	2	6x, last at Austin Peay (1/6/18)
Defensive.....	7	vs. UT Martin (2/24/18)
FG Made.....	5	vs. Eastern Kentucky (1/13/18)
FG Attempted.....	10	at Bradley (11/18/16)
3-Point FG Made.....	2	8x, last at Austin Peay (2/21/19)
3-Point FG Attempted.....	6	2x, last at Eastern Illinois (1/20/18)
FT Made.....	8	2x, last at Eastern Illinois (2/16/19)
FT Attempted.....	9	2x, last at Eastern Illinois (2/16/19)
Assists.....	10	2x, last at UT Martin (2/10/18)
Blocks.....	1	at Mississippi Valley State (12/4/18)
Steals.....	3	4x, last vs. Eastern Illinois (1/26/19)
Minutes.....	49	vs. SIU Edwardsville (1/24/19)

CAREER STATISTICS AT SOUTHEAST MISSOURI

Overall																			
Season	G-GS	Min	Avg	FG-FGA	Pct	3FG-3FGA	Pct	FT-FTA	Pct	Off	Def	Tot	Avg	PF	FO	A	TO	Blk	Stl
2016-17	30-1	388	12.9	20-60	.333	5-21	.238	9-14	.643	6	19	25	0.8	34	0	41	32	0	11
2017-18	31-30	998	32.2	51-107	.477	19-50	.380	42-62	.677	19	50	69	2.2	61	1	168	62	0	38
2018-19	30-28	830	27.7	59-139	.424	21-48	.438	59-78	.756	8	64	72	2.4	53	0	102	57	1	25
Total	91-59	2216	24.4	130-306	.425	45-119	.378	110-154	.714	33	133	166	1.8	148	1	311	151	1	74
Ohio Valley Conference Games Only																			
Season	G-GS	Min	Avg	FG-FGA	Pct	3FG-3FGA	Pct	FT-FTA	Pct	Off	Def	Tot	Avg	PF	FO	A	TO	Blk	Stl
2016-17	16-1	201	12.6	10-21	.476	4-9	.444	4-6	.667	1	9	10	0.6	17	0	20	18	0	6
2017-18	18-18	598	33.2	36-77	.468	15-38	.395	23-36	.639	10	31	41	2.3	37	1	101	38	0	22
2018-19	17-15	497	29.2	35-88	.398	10-24	.417	41-55	.745	6	35	41	2.4	30	0	52	29	0	18
Total	51-34	1296	25.4	81-186	.435	29-71	.408	68-97	.701	17	75	92	1.8	84	1	173	85	0	46

YOUR REDHAWKS

2018-19 BASKETBALL NOTES



► Forward
► Sophomore (2) ► 6-7 ► 195
► Greenville, Ohio
► Greenville H.S.



13

ISAIAH GABLE

2018-19: Scored double figures for the first time in his career when he knocked down a career-high three 3-pointers en route to finishing with 11 points at Mississippi Valley State (12/4)...Averages 8.2 and 3.1 rebounds a game as Southeast Missouri's fourth-leading scorer...Ranks first on the team with 50 three-pointers made...Started 24 contests...Made first career start at Saint Louis (11/6)...Scored six points, knocked down two 3-pointers and had a block in 20 minutes of action...Pulled down four rebounds at Bradley (11/10)...Followed that up with seven points in 25 minutes vs. Quincy (11/12)...Posted a career-high 17 points in his first career Ohio Valley Conference start at SIU Edwardsville (1/3)...Scored a career-high 28 points, knocked down four 3-pointers and grabbed seven rebounds vs. UT Martin (1/5)...Matched a season-high four 3-pointers and scored 20 points at Morehead State (1/17)...Stands seventh in the OVC in 3-point field goal percentage (.400) in conference play...Scored double figures in seven conference games...Pitched in 13 points and had eight rebounds at Eastern Illinois (2/16)...Had a team-high 16 points at Murray State (2/23)...Dropped in 14 points and went 4-of-5 from 3-point range vs. Tennessee State (2/28).

GABLE'S GAME-BY-GAME STATISTICS

2018-19	FG	3P	FT	O/D	REB	E	PTS	A	TO	B	S	M
at Saint Louis*	2-6	2-5	0-0	0/1	1	3	6	1	1	1	0	20
at Bradley*	0-4	0-2	0-2	1/3	4	3	0	0	2	0	0	16
Quincy*	2-4	1-3	2-2	0/3	3	2	7	3	0	1	1	25
vs. Jacksonville*	0-2	0-2	2-2	0/3	3	1	2	1	1	0	0	18
vs. UT Chattanooga*	2-5	0-2	2-2	0/4	4	2	6	1	2	0	0	24
at South Alabama*	2-6	2-6	0-1	0/4	4	3	6	0	0	1	0	16
Missouri S&T*	1-7	1-5	0-0	0/2	2	0	3	0	1	0	1	15
Western Illinois*	2-4	2-4	0-0	1/0	1	1	6	2	1	0	0	21
at Miss. Valley St.*	4-8	3-6	0-0	0/2	2	3	11	2	0	0	1	21
Southern Illinois*	3-6	2-5	0-0	0/4	4	1	8	2	1	2	1	25
at The Citadel*	1-6	0-4	0-0	2/3	5	2	2	1	3	0	0	21
at Florida State*	3-6	2-5	0-0	0/1	1	4	8	1	0	0	0	27
Abilene Christian*	2-3	1-2	2-2	0/1	1	4	7	2	5	0	0	21
at SIU Edwardsville*	5-11	3-7	4-4	1/5	6	2	17	0	1	0	1	29
UT Martin*	11-17	4-9	2-4	2/5	7	3	28	0	3	0	0	40
Austin Peay*	0-1	0-1	3-3	0/1	1	2	3	0	2	0	0	14
Murray State*	3-5	3-4	2-2	1/2	3	2	11	0	2	0	0	28
at Morehead State*	8-14	4-9	0-0	0/3	3	3	20	0	0	0	1	29
at Eastern Kentucky*	2-3	2-3	0-0	0/2	2	4	6	2	2	0	1	28
SIU Edwardsville*	3-10	1-4	0-0	0/3	3	3	7	0	0	0	1	30
Eastern Illinois*	3-3	2-2	5-6	1/0	1	0	13	1	0	0	0	22
at Belmont*	2-3	1-2	0-0	0/3	3	0	5	0	1	0	1	26
at Tennessee State*	3-4	1-1	0-0	0/1	1	2	7	0	0	0	0	18
Tennessee Tech	0-4	0-3	1-2	0/3	3	1	1	0	0	0	0	18
Jacksonville State	1-7	1-6	0-1	1/6	7	0	3	5	0	1	0	23
at UT Martin*	1-3	1-2	4-4	2/1	3	2	7	2	0	0	1	20
at Eastern Illinois	5-8	3-6	0-0	2/6	8	1	13	1	0	0	1	23
at Austin Peay	1-4	1-3	0-0	2/2	4	3	3	1	1	0	0	22
at Murray State	6-10	3-7	1-1	0/0	0	0	16	1	2	0	0	19
Tennessee State	5-7	4-5	0-0	0/2	2	1	14	4	0	0	0	25
Belmont												

* - Game Started

2018-19 SEASON HIGHS

Points	28	vs. UT Martin (1/5/19)
Total Rebounds	8	at Eastern Illinois (2/17/19)
Offensive	2	5x, last at Austin Peay (2/21/19)
Defensive	6	2x, last at Eastern Illinois (2/17/19)
FG Made	11	vs. UT Martin (1/5/19)
FG Attempted	17	vs. UT Martin (1/5/19)
3-Point FG Made	4	3x, last vs. Tennessee State (2/28/19)
3-Point FG Attempted	9	2x, last at Morehead State (1/17/19)
FT Made	5	vs. Eastern Illinois (1/26/19)
FT Attempted	6	vs. Eastern Illinois (1/26/19)
Assists	5	vs. Jacksonville State (2/9/19)
Blocks	2	vs. Southern Illinois (12/8/18)
Steals	1	11x, last at Eastern Illinois (2/17/19)
Minutes	40	vs. UT Martin (1/5/19)

CAREER HIGHS

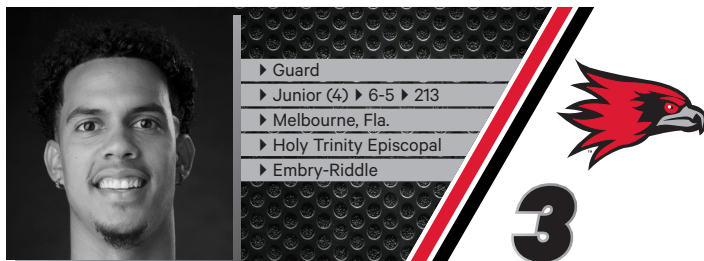
Points	28	vs. UT Martin (1/5/19)
Total Rebounds	10	vs. Hannibal-LaGrange (11/28/17)
Offensive	4	vs. UT Martin (2/24/18)
Defensive	10	vs. Hannibal-LaGrange (11/28/17)
FG Made	11	vs. UT Martin (1/5/19)
FG Attempted	17	vs. UT Martin (1/5/19)
3-Point FG Made	4	3x, last vs. Tennessee State (2/28/19)
3-Point FG Attempted	9	2x, last at Morehead State (1/17/19)
FT Made	5	vs. Eastern Illinois (1/26/19)
FT Attempted	6	vs. Eastern Illinois (1/26/19)
Assists	5	vs. Jacksonville State (2/9/19)
Blocks	2	vs. Southern Illinois (12/8/18)
Steals	1	11x, last at Eastern Illinois (2/17/19)
Minutes	40	vs. UT Martin (1/5/19)

CAREER STATISTICS AT SOUTHEAST MISSOURI

Overall																			
Season	G-GS	Min	Avg	FG-FGA	Pct	3FG-3FGA	Pct	FT-FTA	Pct	Off	Def	Tot	Avg	PF	FO	A	TO	Blk	Stl
2017-18	15-0	187	12.5	22-55	.400	13-36	.361	7-11	.636	5	23	28	1.9	19	0	6	7	0	0
2018-19	30-24	686	22.9	83-181	.459	50-125	.400	30-39	.769	16	76	92	3.1	58	0	33	31	6	11
Total	45-24	873	19.4	105-236	.445	63-161	.391	37-50	.740	21	99	120	2.7	77	0	39	38	6	11
Ohio Valley Conference Games Only																			
Season	G-GS	Min	Avg	FG-FGA	Pct	3FG-3FGA	Pct	FT-FTA	Pct	Off	Def	Tot	Avg	PF	FO	A	TO	Blk	Stl
2017-18	4-0	47	11.8	7-17	.412	2-9	.222	3-4	.750	5	6	11	2.8	5	0	2	1	0	0
2018-19	17-11	414	24.4	59-114	.518	34-74	.459	22-28	.786	12	45	57	3.4	29	0	17	14	1	7
Total	21-11	461	22.0	66-131	.504	36-83	.434	25-32	.781	17	51	68	3.2	34	0	19	15	1	7

YOUR REDHAWKS

2018-19 BASKETBALL NOTES



SKYLER HOGAN

2018-19: Ranks second on the team in scoring (10.6 ppg) and third in 3-pointers made (46) through 30 games and 27 starts...Ranks third on the team in free throw percentage (33-of-43, .767)...Stands 28th in the Ohio Valley Conference in scoring...Made his first career NCAA Division I start scoring four points and grabbing four rebounds in 25 minutes at Saint Louis (11/6)...Followed that up with six points at Bradley (11/10)...Scored double figures for the first time as a Redhawk when he pitched in 12 and finished with three rebounds in 21 minutes vs. Quincy (11/12)...Made 5-of-9 field goals and made a pair of 3-pointers against the Hawks...Dropped in 15 points and grabbed six rebounds vs. Chattanooga (11/17)...Named OVC Newcomer of the Week on two occasions (11/19, 12/10)...Tallied a career-high 25 points at Mississippi Valley State (12/4)...Scored 14 points off the bench vs. Southern Illinois (12/8), a game he did not start due to a stomach illness...Led the Redhawks in scoring seven times...Scored 20 points and made a season-high 10-of-13 free throws at Eastern Kentucky (1/19)...Pitched in 13 points at Eastern Illinois (2/16), his first double-digit scoring performance in eight games.

2017-18: A 4-4 transfer who sat out the 2017-18 season...Elite and efficient scorer who transferred to Southeast Missouri from a challenging conference at Embry-Riddle, which completed the transition from NAIA to NCAA Division II membership.

Embry-Riddle: Played two seasons at Embry-Riddle...Led the Eagles with 18.8 points and 8.2 rebounds per game in 2016-17...Was also the team's top 3-point shooter with a 42.8 percent (71-of-166) clip...Scored double figures a total of 21 times with a career-best 40 points in the season-finae against Barry University...Averaged 6.1 points and 5.2 rebounds in 26 games and two starts as a freshman...Notched a season-high 13 points against Palm Beach Atlantic and recorded 13 points and 11 rebounds for his first career double-double vs. Saint Leo that year.

HOGAN'S GAME-BY-GAME STATISTICS

2018-19	FG	3P	FT	O/D	REB	F	PTS	A	TO	B	S	M
at Saint Louis*	2-4	0-0	0-0	0/4	4	2	4	0	4	0	1	25
at Bradley*	2-10	1-6	1-1	1/3	4	3	6	0	1	0	0	28
Quincy*	5-9	2-5	0-0	0/3	3	1	12	2	0	0	0	21
vs. Jacksonville*	4-11	2-4	4-4	3/4	7	2	14	0	0	0	0	26
vs. UT Chattanooga*	6-11	3-3	0-0	1/5	6	0	15	0	1	2	0	29
at South Alabama*	2-6	0-2	2-2	1/0	1	2	6	0	1	0	1	25
Missouri S&T*	6-9	2-4	0-0	2/2	4	3	14	1	2	0	0	26
Western Illinois*	7-16	2-5	2-3	0/2	2	2	18	3	0	1	1	28
at Miss. Valley St.*	10-16	5-8	0-0	1/1	2	2	25	4	1	2	1	35
Southern Illinois	5-12	3-7	1-1	0/4	4	1	14	1	0	0	0	25
at The Citadel*	2-9	2-7	2-2	0/3	3	2	8	2	0	0	1	26
at Florida State*	5-9	4-7	0-0	1/1	2	0	14	0	3	0	2	28
Abilene Christian*	5-11	4-8	0-0	0/1	1	0	14	1	2	0	1	27
at SIU Edwardsville*	7-14	4-7	0-0	0/2	2	2	18	1	2	0	1	28
UT Martin*	4-14	3-11	0-0	0/7	7	2	11	3	3	0	2	30
Austin Peay*	6-10	0-2	4-7	1/1	2	1	16	0	0	0	1	24
Murray State*	3-8	0-4	0-0	1/2	3	1	6	0	3	0	1	21
at Morehead State*	6-9	0-2	2-2	0/3	3	1	14	3	0	0	0	32
at Eastern Kentucky*	5-8	0-2	10-13	1/4	5	1	20	0	0	0	1	27
SIU Edwardsville*	1-7	1-4	0-2	0/5	5	2	3	0	0	0	2	45
Eastern Illinois*	1-6	0-2	0-0	1/3	4	3	2	2	2	0	0	34
at Belmont*	1-6	0-2	0-0	0/3	3	1	2	0	2	0	0	24
at Tennessee State*	1-6	1-4	2-2	0/3	3	1	5	2	0	0	0	19
Tennessee Tech	0-2	0-1	0-0	0/0	0	1	0	0	0	0	0	4
Jacksonville State	2-3	0-0	0-0	0/4	4	0	4	1	0	0	0	17
at UT Martin*	4-8	1-3	0-0	0/1	1	1	9	2	3	0	3	24
at Eastern Illinois*	6-14	1-4	0-0	1/3	4	2	13	2	1	0	1	24
at Austin Peay*	4-12	1-2	0-0	1/2	3	1	9	1	1	0	0	34
at Murray State*	3-8	2-3	0-0	0/0	0	0	8	2	1	0	1	24
Tennessee State*	5-6	2-2	3-4	0/6	6	2	15	0	2	0	0	30
Belmont												

* - Game Started

2018-19 SEASON CAREER HIGHS


Points	25	at Mississippi Valley State (12/4/18)
Total Rebounds	7	2x, last vs. UT Martin (1/5/19)
Offensive	3	vs. Jacksonville (11/16/18)
Defensive	7	vs. UT Martin (1/5/19)
FG Made	10	at Mississippi Valley State (12/4/18)
FG Attempted	16	2x, last at Mississippi Valley State (12/4/18)
3-Point FG Made	5	at Mississippi Valley State (12/4/18)
3-Point FG Attempted	11	vs. UT Martin (1/5/19)
FT Made	10	at Eastern Kentucky (1/19/19)
FT Attempted	13	at Eastern Kentucky (1/19/19)
Assists	4	at Mississippi Valley State (12/4/18)
Blocks	2	2x, last at Mississippi Valley State (12/4/18)
Steals	3	at UT Martin (2/14/19)
Minutes	45	vs. SIU Edwardsville (1/24/19)

CAREER STATISTICS AT SOUTHEAST MISSOURI

Overall																
Season	G-GS	Min	Avg	FG-FGA	Pct	3FG-3FGA	Pct	FT-FTA	Pct	Off	Def	Tot	Avg	PF	FO	A
2018-19	30-27	790	26.3	120-274	.438	46-121	.380	33-43	.767	16	82	98	3.3	42	0	33
Ohio Valley Conference Games Only																
Season	G-GS	Min	Avg	FG-FGA	Pct	3FG-3FGA	Pct	FT-FTA	Pct	Off	Def	Tot	Avg	PF	FO	A
2018-19	17-15	441	25.9	59-141	.418	16-55	.291	21-30	.700	6	49	55	3.2	22	0	19

YOUR REDHAWKS

2018-19 BASKETBALL NOTES



► Guard
► Sophomore (2) ► 6-0 ► 175
► Taipei, Taiwan
► Songshan H.S.
► Marshalltown CC



OSCAR KAO

2018-19: Notched a season-best nine points in 19 minutes at Eastern Illinois (2/16)... Scored eight points and knocked down a pair of 3-pointers vs. Abilene Christian (12/21)... Played two minutes off the bench in his NCAA Division I debut at Saint Louis (11/6)... Dished out four assists and scored six points in 14 minutes vs. Quincy (11/12)... Made 3-of-6 field goals... Saw action in 19 games... Averages three points a game... Had four assists in three of his last four games... Played a season-high 20 minutes at Murray State (2/23).

Marshalltown CC: Spent his freshman season at Marshalltown Community College, where he averaged 13 points a game in 2017-18... Shot 44.3 percent from the field and 39 percent from the 3-point line, earning Second-Team All-Region honors... Shot 11-of-15 from the field, 5-of-7 from 3-point range and scored 29 points in the Tigers dominating win over conference rival Iowa Western.

Prep: Averaged 23.6 points, 4.2 assists and 3.8 steals per game at Songshan High School in 2016-17... Shot 49 percent (103-of-210) from the field and 85 percent (65-of-76) at the free throw line... Was part of two National Champion teams in the Taiwan High School Basketball League and won National League Most Valuable Player honors twice during his prep career... Also led the league in steals during the 2015-16 season.

KAO'S GAME-BY-GAME STATISTICS

2018-19	FG	3P	FT	O/D	REB	F	PTS	A	TO	B	S	M
at Saint Louis	0-1	0-0	0-0	0/0	0	1	0	0	0	0	0	2
at Bradley	DNP	-	-	-	-	-	-	-	-	-	-	-
Quincy	3-6	0-2	0-0	1/0	1	2	6	4	0	0	0	14
vs. Jacksonville	DNP	-	-	-	-	-	-	-	-	-	-	-
vs. UT Chattanooga	1-1	0-0	0-0	0/0	0	0	2	0	1	0	0	3
at South Alabama	1-2	0-0	0-0	0/0	0	0	3	0	0	0	0	3
Missouri S&T	0-1	0-1	0-0	0/0	0	0	0	0	1	0	0	3
Western Illinois	DNP	-	-	-	-	-	-	-	-	-	-	-
at Miss. Valley St.	0-0	0-0	0-0	0/0	0	0	0	0	0	0	0	1
Southern Illinois	DNP	-	-	-	-	-	-	-	-	-	-	-
at The Citadel	DNP	-	-	-	-	-	-	-	-	-	-	-
at Florida State	1-1	1-1	0-0	0/0	0	0	3	1	0	0	0	3
Abilene Christian	2-4	2-3	2-2	0/3	3	2	8	0	0	0	0	12
at SIU Edwardsville	2-2	1-1	0-0	0/0	0	0	5	0	0	0	0	4
UT Martin	DNP	-	-	-	-	-	-	-	-	-	-	-
Austin Peay	0-0	0-0	0-0	0/0	0	0	0	0	0	0	0	2
Murray State	0-1	0-1	0-0	0/3	3	0	0	0	0	0	1	7
at Morehead State	DNP	-	-	-	-	-	-	-	-	-	-	-
at Eastern Kentucky	DNP	-	-	-	-	-	-	-	-	-	-	-
SIU Edwardsville	DNP	-	-	-	-	-	-	-	-	-	-	-
Eastern Illinois	DNP	-	-	-	-	-	-	-	-	-	-	-
at Belmont	1-2	1-1	0-0	0/0	0	0	3	0	1	0	0	7
at Tennessee State	0-2	0-2	0-0	0/0	0	0	0	0	1	0	0	4
Tennessee Tech	0-0	0-0	0-0	0/0	0	0	0	0	2	0	0	4
Jacksonville State	DNP	-	-	-	-	-	-	-	-	-	-	-
at UT Martin	2-4	0-1	0-0	0/1	1	1	4	2	2	0	2	11
at Eastern Illinois	4-6	1-1	0-0	0/0	0	2	9	4	1	0	1	19
at Austin Peay	1-2	1-2	0-0	0/1	1	2	3	4	2	0	1	14
at Murray State	1-4	1-1	0-0	1/0	1	0	3	4	2	0	0	20
Tennessee State	2-4	2-2	2-2	0/1	1	2	8	2	0	0	1	14
Belmont												

* - Game Started

2018-19 SEASON/CAREER HIGHS


Points	9	at Eastern Illinois (2/16/19)
Total Rebounds	3	2x, last vs. Murray State (1/12/19)
Offensive	1	2x, last at Murray State (2/23/19)
Defensive	3	2x, last vs. Murray State (1/12/19)
FG Made	4	at Eastern Illinois (2/16/19)
FG Attempted	6	2x, last at Eastern Illinois (2/16/19)
3-Point FG Made	2	2x, last vs. Tennessee State (2/28/19)
3-Point FG Attempted	3	vs. Abilene Christian (12/21/18)
FT Made	2	vs. Abilene Christian (12/21/18)
FT Attempted	2	vs. Abilene Christian (12/21/18)
Assists	4	4x, last at Murray State (2/23/19)
Blocks	-	-
Steals	2	at UT Martin (2/14/19)
Minutes	20	at Murray State (2/23/19)

CAREER STATISTICS AT SOUTHEAST MISSOURI

Overall																			
Season	G-GS	Min	Avg	FG-FGA	Pct	3FG-3FGA	Pct	FT-FTA	Pct	Off	Def	Tot	Avg	PF	FO	A	TO	Blk	Stl
2018-19	19-0	147	7.7	21-43	.488	11-21	.524	4-4	1.000	2	9	11	0.6	12	0	21	13	0	6
Ohio Valley Conference Games Only																			
Season	G-GS	Min	Avg	FG-FGA	Pct	3FG-3FGA	Pct	FT-FTA	Pct	Off	Def	Tot	Avg	PF	FO	A	TO	Blk	Stl
2018-19	11-0	106	9.6	13-27	.481	7-12	.583	2-2	1.000	1	6	7	0.6	7	0	16	11	0	6

YOUR REDHAWKS

2018-19 BASKETBALL NOTES



► Center
► Senior (5) ► 6-8 ► 215
► Jackson, Mo.
► Saxony Lutheran H.S.
► Fontbonne



22

JACK LAKE

Fontbonne University: Played two seasons at NCAA Division III member Fontbonne University...Averaged 5.5 points and 2.5 rebounds in four games and three starts in 2017-18...Led the Griffins in scoring (12.3 ppg) and rebounding (5.4 rpg) in 24 games and 11 starts during the 2016-17 campaign...Was the team's top shooter with a .575 (127-of-221) field goal percentage...Led the team with 30 blocks and averaged 21.5 minutes per contest.

Prep: Attended Saxony Lutheran High School in nearby Jackson, Missouri...Two-time Missouri Class 3 District 2 All-District honoree...Named to the 2014 Southeast Missouri All-Region Team...Team captain...MVP of the 2013 Crystal City "Rolla Duke Herbert" Tournament...Tied for the most points scored in the 2013 Bloomfield Christmas Tournament with 94 in four games...Named to the All-Tournament Team at the 2013 Chester Invitational Tournament...Set single-season school records for points, rebounds and blocks in 2013-14...Selected to play in the 2014 BA Sports Class 3, 4 and 5 All-Star Game...One of two players in Missouri (as recorded by Maxpreps) to get over 500 points, 300 rebounds and 100 blocks in a season...Averaged a double-double 21.7 points and 13 rebounds as a senior...Posted three triple-doubles...Finished his prep career with 965 points, 584 rebounds, 294 blocks and a .500 field goal percentage (396-of-798) in 71 games.

LAKE'S GAME-BY-GAME STATISTICS

2018-19	FG	3P	FT	O/D	REB	E	PTS	A	TO	B	S	M
at Saint Louis	DNP	-	-	-	-	-	-	-	-	-	-	-
at Bradley	DNP	-	-	-	-	-	-	-	-	-	-	-
Quincy	DNP	-	-	-	-	-	-	-	-	-	-	-
vs. Jacksonville	DNP	-	-	-	-	-	-	-	-	-	-	-
vs. UT Chattanooga	DNP	-	-	-	-	-	-	-	-	-	-	-
at South Alabama	DNP	-	-	-	-	-	-	-	-	-	-	-
Missouri S&T	DNP	-	-	-	-	-	-	-	-	-	-	-
Western Illinois	DNP	-	-	-	-	-	-	-	-	-	-	-
at Miss. Valley St.	DNP	-	-	-	-	-	-	-	-	-	-	-
Southern Illinois	DNP	-	-	-	-	-	-	-	-	-	-	-
at The Citadel	DNP	-	-	-	-	-	-	-	-	-	-	-
at Florida State	DNP	-	-	-	-	-	-	-	-	-	-	-
Abilene Christian	DNP	-	-	-	-	-	-	-	-	-	-	-
at SIU Edwardsville	DNP	-	-	-	-	-	-	-	-	-	-	-
UT Martin	DNP	-	-	-	-	-	-	-	-	-	-	-
Austin Peay	DNP	-	-	-	-	-	-	-	-	-	-	-
Murray State	DNP	-	-	-	-	-	-	-	-	-	-	-
at Morehead State	DNP	-	-	-	-	-	-	-	-	-	-	-
at Eastern Kentucky	DNP	-	-	-	-	-	-	-	-	-	-	-
SIU Edwardsville	DNP	-	-	-	-	-	-	-	-	-	-	-
Eastern Illinois	DNP	-	-	-	-	-	-	-	-	-	-	-
at Belmont	DNP	-	-	-	-	-	-	-	-	-	-	-
at Tennessee State	DNP	-	-	-	-	-	-	-	-	-	-	-
Tennessee Tech	DNP	-	-	-	-	-	-	-	-	-	-	-
Jacksonville State	DNP	-	-	-	-	-	-	-	-	-	-	-
at UT Martin	DNP	-	-	-	-	-	-	-	-	-	-	-
at Eastern Illinois	DNP	-	-	-	-	-	-	-	-	-	-	-
at Austin Peay	DNP	-	-	-	-	-	-	-	-	-	-	-
at Murray State	DNP	-	-	-	-	-	-	-	-	-	-	-
Tennessee State	DNP	-	-	-	-	-	-	-	-	-	-	-
Belmont	DNP	-	-	-	-	-	-	-	-	-	-	-

* - Game Started

2018-19 SEASON/CAREER HIGHS


Points	-
Total Rebounds	-
Offensive	-
Defensive	-
FG Made	-
FG Attempted	-
3-Point FG Made	-
3-Point FG Attempted	-
FT Made	-
FT Attempted	-
Assists	-
Blocks	-
Steals	-
Minutes	-

CAREER STATISTICS AT SOUTHEAST MISSOURI

Season	G-GS	Min	Avg	FG-FGA	Pct	3FG-3FGA	Pct	FT-FTA	Pct	Off	Def	Tot	Avg	PF	FO	A	TO	Blk	Stl	Pts	Avg
2018-19																					
Overall																					
Ohio Valley Conference Games Only																					
Season	G-GS	Min	Avg	FG-FGA	Pct	3FG-3FGA	Pct	FT-FTA	Pct	Off	Def	Tot	Avg	PF	FO	A	TO	Blk	Stl	Pts	Avg
2018-19																					

YOUR REDHAWKS

2018-19 BASKETBALL NOTES



► Center
► Senior (4) ► 6-10 ► 223
► Hengelo, Netherlands
► Montessori College Twente
► Mineral Area College



42

MARK LAROS

2018-19: Averages 5.2 points and three rebounds a game through 30 appearances off the bench...Ranks first on the team in field goal percentage (.588)...Scored 13 points on 6-of-8 field goals vs. Quincy (11/12)... Played 21 minutes off the bench against the Hawks...Followed that up with 11 points and eight rebounds vs. Jacksonville (11/16)...Finished with a season-high nine rebounds at South Alabama (11/19)...Pitched in a career-high 14 points at SIU Edwardsville (1/3)...Scored double figures for the fourth time when he pitched in 12 points at Morehead State (1/17)...Also made a career-high two 3-pointers in that game...Led the team with eight points at Tennessee State (2/2).

LAROS' GAME-BY-GAME STATISTICS

2018-19	FG	3P	FT	O/D	REB	F	PTS	A	TO	B	S	M
at Saint Louis	1-3	0-0	0-0	0/0	0	1	2	0	0	0	0	12
at Bradley	1-3	0-1	0-0	1/1	2	3	2	0	0	0	1	11
Quincy	6-8	0-0	1-2	1/2	3	3	13	1	1	0	0	21
vs. Jacksonville	4-5	0-0	3-4	3/5	8	2	11	0	1	0	1	19
vs. UT Chattanooga	1-3	0-1	0-0	1/2	3	0	2	0	1	0	0	14
at South Alabama	2-3	0-0	3-5	5/4	9	2	7	0	2	0	0	13
Missouri S&T	2-2	0-0	0-0	3/2	5	1	4	0	4	0	0	22
Western Illinois	1-2	1-1	0-0	0/1	1	0	3	0	0	0	1	13
at Miss. Valley St.	1-3	0-0	0-0	2/0	2	1	2	0	0	1	0	10
Southern Illinois	1-1	1-1	0-0	1/4	5	1	3	2	1	0	0	17
at The Citadel	3-4	0-0	1-2	0/5	5	3	7	1	0	2	0	19
at Florida State	0-2	0-1	0-2	1/1	2	2	0	0	0	0	0	10
Abilene Christian	3-5	0-1	0-0	0/3	3	2	6	0	2	1	0	16
at SIU Edwardsville	5-6	1-1	3-4	1/1	2	3	14	0	3	0	0	16
UT Martin	0-2	0-0	0-0	0/2	2	2	0	0	1	0	0	17
Austin Peay	1-2	0-1	0-1	0/1	1	1	2	0	2	0	0	18
Murray State	3-4	1-2	2-4	1/1	2	1	9	0	0	0	0	18
at Morehead State	5-8	2-4	0-0	3/3	6	2	12	1	1	1	2	16
at Eastern Kentucky	4-10	0-1	0-0	0/3	3	3	8	0	0	0	1	19
SIU Edwardsville	1-2	0-0	0-0	0/0	0	2	2	0	1	1	0	10
Eastern Illinois	0-1	0-0	0-0	0/1	1	0	0	0	0	0	0	8
at Belmont	4-6	0-1	0-0	1/2	3	4	8	0	2	0	0	18
at Tennessee State	4-4	0-0	0-0	2/2	4	2	8	1	1	0	1	16
Tennessee Tech	3-5	0-1	0-0	0/2	2	0	6	0	1	0	0	13
Jacksonville State	3-6	0-0	0-0	1/1	2	1	6	1	2	0	0	15
at UT Martin	1-2	0-0	0-0	2/1	3	1	2	0	0	0	1	19
at Eastern Illinois	3-5	0-0	0-0	0/2	2	0	6	0	0	0	0	9
at Austin Peay	3-4	0-0	2-2	2/2	4	2	8	0	0	0	0	11
at Murray State	0-1	0-0	0-0	1/3	4	0	0	1	1	0	0	14
Tennessee State	1-2	0-0	0-0	0/0	0	1	2	1	1	1	0	11
Belmont												

* - Game Started

2018-19 SEASON HIGHS

Points.....	14	at SIU Edwardsville (1/3/19)
Total Rebounds.....	9	at South Alabama (11/19/18)
Offensive.....	5	at South Alabama (11/19/18)
Defensive.....	5	at The Citadel (12/15/18)
FG Made.....	6	vs. Quincy (11/12/18)
FG Attempted.....	10	at Eastern Kentucky (1/19/19)
3-Point FG Made.....	2	at Morehead State (1/17/19)
3-Point FG Attempted.....	4	at Morehead State (1/17/19)
FT Made.....	3	3x, last at SIU Edwardsville (1/3/19)
FT Attempted.....	5	at South Alabama (11/19/18)
Assists.....	2	vs. Southern Illinois (12/8/18)
Blocks.....	2	at The Citadel (12/15/18)
Steals.....	2	at Morehead State (1/17/19)
Minutes.....	22	vs. Missouri S&T (11/27/18)

CAREER HIGHS


Points.....	14	at SIU Edwardsville (1/3/19)
Total Rebounds.....	9	2x, last at South Alabama (11/19/18)
Offensive.....	5	at South Alabama (11/19/18)
Defensive.....	5	4x, last at The Citadel (12/15/18)
FG Made.....	6	vs. Quincy (11/12/18)
FG Attempted.....	10	at Eastern Kentucky (1/19/19)
3-Point FG Made.....	2	at Morehead State (1/17/19)
3-Point FG Attempted.....	4	at Morehead State (1/17/19)
FT Made.....	3	3x, last at SIU Edwardsville (1/3/19)
FT Attempted.....	5	at South Alabama (11/19/18)
Assists.....	2	3x, last vs. Southern Illinois (12/8/18)
Blocks.....	2	2x, last at The Citadel (12/15/18)
Steals.....	2	2x, last at Morehead State (1/17/19)
Minutes.....	33	vs. Morehead State (1/11/18)

CAREER STATISTICS AT SOUTHEAST MISSOURI

Overall																
Season	G-GS	Min	Avg	FG-FGA	Pct	3FG-3FGA	Pct	FT-FTA	Pct	Off	Def	Tot	Avg	PF	FO	A
2017-18	27-7	405	15.0	48-76	.632	0-4	.000	7-15	.467	40	54	94	3.5	36	0	9
2018-19	30-0	445	14.8	67-114	.588	6-17	.353	15-26	.577	32	57	89	3.0	46	0	9
Total	57-7	850	14.9	115-190	.605	6-21	.286	22-41	.537	72	111	183	3.2	82	0	18
Ohio Valley Conference Games Only																
Season	G-GS	Min	Avg	FG-FGA	Pct	3FG-3FGA	Pct	FT-FTA	Pct	Off	Def	Tot	Avg	PF	FO	A
2017-18	18-2	260	14.4	28-43	.651	0-4	.000	2-7	.286	21	36	57	3.2	25	0	7
2018-19	17-0	248	14.6	41-70	.586	4-11	.364	7-11	.636	14	27	41	2.4	25	0	5
Total	35-2	508	14.5	69-113	.611	4-15	.267	9-18	.500	35	63	98	2.8	50	0	12

YOUR REDHAWKS

2018-19 BASKETBALL NOTES



► Guard
► Senior (4) ► 6-1 ► 170
► Lexington, Ky.
► Paul Dunbar H.S.
► Spalding University

15

DONNIE LEWIS

2018-19: Played in 22 games off the bench...Had one rebound and a steal vs. Quincy (11/12)...Logged 15 minutes, scored his first basket of the season and dished out four assists at SIU Edwardsville (1/3)...Played a season-high 19 minutes at Morehead State (1/17).

LEWIS' GAME-BY-GAME STATISTICS

2018-19	FG	3P	FT	O/D	REB	E	PTS	A	TO	B	S	M
at Saint Louis	DNP	-	-	-	-	-	-	-	-	-	-	-
at Bradley	0-0	0-0	0-0	0/0	0	2	0	0	0	0	0	5
Quincy	0-0	0-0	0-0	0/1	1	1	0	1	0	0	1	8
vs. Jacksonville	DNP	-	-	-	-	-	-	-	-	-	-	-
vs. UT Chattanooga	0-0	0-0	0-0	0/0	0	0	0	1	0	0	0	3
at South Alabama	0-0	0-0	0-0	0/0	0	0	0	0	0	0	0	3
Missouri S&T	0-0	0-0	0-0	0/0	0	1	0	1	0	0	0	8
Western Illinois	DNP	-	-	-	-	-	-	-	-	-	-	-
at Miss. Valley St.	0-0	0-0	0-0	0/0	0	0	0	0	0	0	0	5
Southern Illinois	0-0	0-0	0-0	0/0	0	0	0	0	0	0	0	1
at The Citadel	0-1	0-1	0-0	0/0	0	0	0	1	1	0	1	8
at Florida State	0-0	0-0	0-0	0/0	0	0	0	1	0	0	0	3
Abilene Christian	0-0	0-0	0-0	0/1	1	3	0	1	2	0	0	5
at SIU Edwardsville	1-1	0-0	0-1	0/0	0	0	2	4	0	0	0	15
UT Martin	0-0	0-0	0-0	0/0	0	0	0	0	1	0	0	9
Austin Peay	0-0	0-0	0-0	0/0	0	0	0	0	0	0	0	5
Murray State	0-0	0-0	0-0	0/1	1	0	0	3	0	0	1	15
at Morehead State	0-1	0-0	0-0	1/0	1	1	0	3	1	0	0	19
at Eastern Kentucky	0-1	0-1	0-0	0/0	0	1	0	0	0	0	0	7
SIU Edwardsville	0-0	0-0	0-0	0/0	0	2	0	0	0	0	0	9
Eastern Illinois	0-0	0-0	1-2	1/0	1	0	1	0	0	0	1	8
at Belmont	1-1	0-0	0-0	0/0	0	0	2	2	0	0	0	13
at Tennessee State	0-0	0-0	0-0	0/1	1	1	0	1	0	0	0	10
Tennessee Tech	0-0	0-0	0-0	0/1	1	0	0	0	0	0	1	11
Jacksonville State	0-0	0-0	0-0	0/0	0	1	0	0	0	0	0	5
at UT Martin	DNP	-	-	-	-	-	-	-	-	-	-	-
at Eastern Illinois	DNP	-	-	-	-	-	-	-	-	-	-	-
at Austin Peay	DNP	-	-	-	-	-	-	-	-	-	-	-
at Murray State	DNP	-	-	-	-	-	-	-	-	-	-	-
Tennessee State	DNP	-	-	-	-	-	-	-	-	-	-	-
Belmont												

* - Game Started

2018-19 SEASON HIGHS

Points.....	2	2x, last at Belmont (1/31/19)
Total Rebounds.....	1	5x, last vs. Tennessee Tech (2/7/19)
Offensive.....	1	2x, last vs. Eastern Illinois (1/26/19)
Defensive.....	1	5x, last vs. Tennessee Tech (2/7/19)
FG Made.....	1	2x, last at Belmont (1/31/19)
FG Attempted.....	1	5x, last at Belmont (1/31/19)
3-Point FG Made.....	-	-
3-Point FG Attempted.....	1	2x, last at Eastern Kentucky (1/19/19)
FT Made.....	1	vs. Eastern Illinois (1/26/19)
FT Attempted.....	2	vs. Eastern Illinois (1/26/19)
Assists.....	4	at SIU Edwardsville (1/3/19)
Blocks.....	-	-
Steals.....	1	5x, last vs. Tennessee Tech (2/7/19)
Minutes.....	19	at Morehead State (1/17/19)

CAREER HIGHS


Points.....	5	vs. Eastern Illinois (2/15/18)
Total Rebounds.....	4	vs. SIU Edwardsville (2/17/18)
Offensive.....	1	7x, last vs. Eastern Illinois (1/26/19)
Defensive.....	4	vs. SIU Edwardsville (2/17/18)
FG Made.....	1	7x, last at Belmont (1/31/19)
FG Attempted.....	2	3x, last vs. Eastern Illinois (2/15/18)
3-Point FG Made.....	1	4x, last vs. Eastern Illinois (2/15/18)
3-Point FG Attempted.....	2	2x, last at Morehead State (2/8/18)
FT Made.....	2	2x, last vs. Eastern Illinois (2/15/18)
FT Attempted.....	4	2x, last vs. UT Martin (2/24/18)
Assists.....	4	3x, last at SIU Edwardsville (1/3/19)
Blocks.....	-	-
Steals.....	2	vs. Hannibal-LaGrange (11/28/17)
Minutes.....	25	vs. Morehead State (1/11/18)

CAREER STATISTICS AT SOUTHEAST MISSOURI

Overall																			
Season	G-GS	Min	Avg	FG-FGA	Pct	3FG-3FGA	Pct	FT-FTA	Pct	Off	Def	Tot	Avg	PF	FO	A	TO	Blk	Stl
2017-18	31-2	315	10.2	5-12	.417	4-9	.444	7-15	.467	7	17	24	0.8	37	0	41	14	0	9
2018-19	22-0	175	8.0	2-5	.400	0-2	.000	1-3	.333	2	5	7	0.3	13	0	19	5	0	5
Total	53-2	490	9.2	7-17	.412	4-11	.364	8-18	.444	9	22	31	0.6	50	0	60	19	0	14
Ohio Valley Conference Games Only																			
Season	G-GS	Min	Avg	FG-FGA	Pct	3FG-3FGA	Pct	FT-FTA	Pct	Off	Def	Tot	Avg	PF	FO	A	TO	Blk	Stl
2017-18	18-2	193	10.7	5-11	.455	4-8	.500	6-13	.462	3	14	17	0.9	20	0	31	12	0	5
2018-19	12-0	126	10.5	2-4	.500	0-1	.000	1-3	.333	2	3	5	0.4	6	0	13	2	0	3
Total	30-2	319	10.6	7-15	.467	4-9	.444	7-16	.438	5	17	22	0.7	26	0	44	14	0	8

YOUR REDHAWKS

2018-19 BASKETBALL NOTES



► Guard
► Freshman (1) ► 6-5 ► 165
► Durham, N.C.
► Voyager Academy



JORDAN LOVE

Prep: Attended Voyager Academy in Durham, North Carolina...Averaged 20 points, 4.3 rebounds and two steals per game in 2017-18...Was the North Central Athletic Conference Basketball Player of the Year and claimed North Carolina Basketball Coaches Association All-District 6 honors... Named Voyager Academy's Most Valuable Player and finished his career with 1,000 points...Averaged 16 points, 2.3 assists, 4.6 rebounds and 1.6 steals en route to First-Team All-Conference and All-District accolades in 2016-17.

LOVE'S GAME-BY-GAME STATISTICS

2018-19	FG	3P	FT	O/D	REB	F	PTS	A	TO	B	S	M
at Saint Louis	DNP	-	-	-	-	-	-	-	-	-	-	-
at Bradley	DNP	-	-	-	-	-	-	-	-	-	-	-
Quincy	DNP	-	-	-	-	-	-	-	-	-	-	-
vs. Jacksonville	DNP	-	-	-	-	-	-	-	-	-	-	-
vs. UT Chattanooga	DNP	-	-	-	-	-	-	-	-	-	-	-
at South Alabama	DNP	-	-	-	-	-	-	-	-	-	-	-
Missouri S&T	DNP	-	-	-	-	-	-	-	-	-	-	-
Western Illinois	DNP	-	-	-	-	-	-	-	-	-	-	-
at Miss. Valley St.	DNP	-	-	-	-	-	-	-	-	-	-	-
Southern Illinois	DNP	-	-	-	-	-	-	-	-	-	-	-
at The Citadel	DNP	-	-	-	-	-	-	-	-	-	-	-
at Florida State	DNP	-	-	-	-	-	-	-	-	-	-	-
Abilene Christian	DNP	-	-	-	-	-	-	-	-	-	-	-
at SIU Edwardsville	DNP	-	-	-	-	-	-	-	-	-	-	-
UT Martin	DNP	-	-	-	-	-	-	-	-	-	-	-
Austin Peay	DNP	-	-	-	-	-	-	-	-	-	-	-
Murray State	DNP	-	-	-	-	-	-	-	-	-	-	-
at Morehead State	DNP	-	-	-	-	-	-	-	-	-	-	-
at Eastern Kentucky	DNP	-	-	-	-	-	-	-	-	-	-	-
SIU Edwardsville	DNP	-	-	-	-	-	-	-	-	-	-	-
Eastern Illinois	DNP	-	-	-	-	-	-	-	-	-	-	-
at Belmont	DNP	-	-	-	-	-	-	-	-	-	-	-
at Tennessee State	DNP	-	-	-	-	-	-	-	-	-	-	-
Tennessee Tech	DNP	-	-	-	-	-	-	-	-	-	-	-
Jacksonville State	DNP	-	-	-	-	-	-	-	-	-	-	-
at UT Martin	DNP	-	-	-	-	-	-	-	-	-	-	-
at Eastern Illinois	DNP	-	-	-	-	-	-	-	-	-	-	-
at Austin Peay	DNP	-	-	-	-	-	-	-	-	-	-	-
at Murray State	DNP	-	-	-	-	-	-	-	-	-	-	-
Tennessee State	DNP	-	-	-	-	-	-	-	-	-	-	-
Belmont	DNP	-	-	-	-	-	-	-	-	-	-	-

* - Game Started

2018-19 SEASON/CAREER HIGHS


Points	-
Total Rebounds	-
Offensive	-
Defensive	-
FG Made	-
FG Attempted.....	-
3-Point FG Made.....	-
3-Point FG Attempted.....	-
FT Made.....	-
FT Attempted.....	-
Assists	-
Blocks.....	-
Steals.....	-
Minutes	-

CAREER STATISTICS AT SOUTHEAST MISSOURI

Season	Overall																
	G-GS	Min	Avg	FG-FGA	Pct	3FG-3FGA	Pct	FT-FTA	Pct	Off	Def	Tot	Avg	PF	FO	A	TO
2018-19																	
Season	Ohio Valley Conference Games Only																
	G-GS	Min	Avg	FG-FGA	Pct	3FG-3FGA	Pct	FT-FTA	Pct	Off	Def	Tot	Avg	PF	FO	A	TO
2018-19																	

YOUR REDHAWKS

2018-19 BASKETBALL NOTES



► Forward
► Freshman (1) ► 6-7 ► 225
► Gilbert, Ariz.
► Putnam Science Academy



30

GABE MCGLOTHAN

2018-19: Leads the team with 6.1 rebounds per game and is averaging 7.5 points...Ranks 12th in the Ohio Valley Conference in rebounding, 15th in offensive rebounds (1.8) and 14th in defensive rebounds (4.3)...Leads the team with 20 blocks, including a career-best four at Mississippi Valley State (12/4)...Scored double figures six times... Leads the team with four double-doubles...Turned in a double-double 18 points and 16 rebounds in his first career start vs. SIU Edwardsville (1/24)... Followed that up with nine points and 12 rebounds vs. Eastern Illinois (1/26)...Made a nice NCAA Division I debut when he scored seven points and pulled down six rebounds in 26 minutes off the bench at Saint Louis (11/6)...Shot 3-of-5 from the field, knocked down a 3-pointer and dished out two assists in that game...Made 3-of-4 free throws in 16 minutes at Bradley (11/10)...Narrowly missed a double-double with nine points and nine rebounds vs. Missouri S&T (11/27)...Pitched in 11 points at Mississippi Valley State (12/4)...Scored nine points and had 12 rebounds vs. Eastern Illinois (1/26)...Started 10 of the last 11 games...Scored a career-high 27 points and had 16 rebounds, and made the shot to send the game to overtime in the Redhawks win over Tennessee Tech (2/7)...Followed that up with 13 points and 10 rebounds vs. Jacksonville State (2/9)...Named OVC Co-Freshman of the Week (2/11)...Scored 21 second-half points off the bench at UT Martin (2/14)...Pitched in double figures in four of his last seven contests.

Prep: Played 42 games and scored double figures eight times at Putnam Science Academy in Connecticut, the 2017-18 National Prep Champion... Prior to attending Putnam Science Academy, he played three varsity seasons at Basha High School in Chandler, Arizona...Averaged 14.2 points and 9.4 rebounds per game while helping lead the Bears to a 6A State Championship in 2016-17...Was the large class (6A) Player of the Year as Basha went 31-1 that season...Averaged 11.1 points and 8.2 rebounds per contest as a junior.

MCGLOTHAN'S GAME-BY-GAME STATISTICS

2018-19	FG	3P	FT	O/D	REB	F	PTS	A	TO	B	S	M
at Saint Louis	3-5	1-2	0-0	0/6	6	3	7	2	0	0	0	26
at Bradley	0-1	0-1	3-4	0/3	3	4	3	1	1	1	1	16
Quincy	1-2	0-1	0-0	0/2	2	3	2	1	1	0	0	15
vs. Jacksonville	1-4	0-3	1-2	1/5	6	1	3	0	0	1	0	23
vs. UT Chattanooga	1-6	0-1	1-2	1/2	3	4	3	0	2	0	0	13
at South Alabama	3-9	1-4	0-0	3/2	5	3	7	2	0	1	0	23
Missouri S&T	4-11	1-4	0-0	3/6	9	1	9	1	3	1	2	27
Western Illinois	2-5	1-2	2-2	3/4	7	3	7	1	1	0	1	20
at Miss. Valley St.	5-9	0-1	1-2	4/4	8	4	11	3	0	4	1	27
Southern Illinois	3-6	1-3	0-1	1/1	2	3	7	0	0	0	0	17
at The Citadel	3-6	0-1	0-0	2/4	6	3	6	0	0	2	0	16
at Florida State	3-5	1-2	0-0	1/2	3	3	7	0	0	0	1	16
Abilene Christian	0-2	0-0	0-2	1/4	5	4	0	1	1	1	1	18
at SIU Edwardsville	2-5	0-1	0-0	3/1	4	3	4	1	4	0	1	12
UT Martin	1-4	0-1	1-1	1/2	3	4	3	0	1	0	0	10
Austin Peay	0-2	0-0	0-0	0/1	1	4	0	1	0	1	0	19
Murray State	2-5	0-1	0-0	1/2	3	2	4	0	0	1	0	20
at Morehead State	1-3	0-0	0-0	1/4	5	3	2	2	0	0	2	19
at Eastern Kentucky	3-5	1-2	1-2	2/4	6	4	8	0	0	0	0	15
SIU Edwardsville*	7-16	0-2	4-6	4/12	16	4	18	2	4	1	0	40
Eastern Illinois*	4-5	1-1	0-0	4/8	12	1	9	1	1	0	0	27
at Belmont*	1-10	0-3	0-0	0/4	4	5	2	1	3	0	3	19
at Tennessee State*	3-6	1-1	0-2	3/5	8	4	7	0	2	0	2	26
Tennessee Tech*	10-14	2-4	5-6	6/10	16	4	27	0	1	2	1	32
Jacksonville State*	6-12	1-4	0-0	4/6	10	4	13	2	0	0	1	23
at UT Martin	9-13	2-2	1-1	3/3	6	1	21	0	2	0	1	19
at Eastern Illinois*	5-8	2-3	1-2	1/9	10	4	13	2	1	1	0	30
at Austin Peay*	2-5	1-2	0-0	0/4	4	4	5	2	3	1	0	26
at Murray State*	3-8	1-2	1-2	1/4	5	2	8	0	3	1	2	27
Tennessee State*	3-5	2-2	0-0	1/4	5	4	8	0	3	1	0	22
Belmont												

* - Game Started

2018-19 SEASON/CAREER HIGHS


Points	27	vs. Tennessee Tech (2/7/19)
Total Rebounds	16	2x, last vs. Tennessee Tech (2/7/19)
Offensive	6	vs. Tennessee Tech (2/7/19)
Defensive	12	vs. SIU Edwardsville (1/24/19)
FG Made	10	vs. Tennessee Tech (2/7/19)
FG Attempted	16	vs. SIU Edwardsville (1/24/19)
3-Point FG Made	2	4x, last vs. Tennessee State (2/28/19)
3-Point FG Attempted	4	4x, last vs. Jacksonville State (2/9/19)
FT Made	5	vs. Tennessee Tech (2/7/19)
FT Attempted	6	2x, last vs. Tennessee Tech (2/7/19)
Assists	3	at Mississippi Valley State (12/4/18)
Blocks	4	at Mississippi Valley State (12/4/18)
Steals	3	at Belmont (1/31/19)
Minutes	40	vs. SIU Edwardsville (1/24/19)

CAREER STATISTICS AT SOUTHEAST MISSOURI

Overall																	
Season	G-GS	Min	Avg	FG-FGA	Pct	3FG-3FGA	Pct	FT-FTA	Pct	Off	Def	Tot	Avg	PF	FO	A	TO
2018-19	30-10	643	21.4	91-197	.462	20-57	.351	22-37	.595	55	128	183	6.1	96	1	26	37
Ohio Valley Conference Games Only																	
Season	G-GS	Min	Avg	FG-FGA	Pct	3FG-3FGA	Pct	FT-FTA	Pct	Off	Def	Tot	Avg	PF	FO	A	TO
2018-19	17-10	386	22.7	62-126	.492	14-31	.452	14-22	.636	35	83	118	6.9	57	1	14	28

YOUR REDHAWKS

2018-19 BASKETBALL NOTES



► Guard
► Freshman (2) ► 6-4 ► 195
► Houston, Texas
► ASPIRE Academy

11

NYGAL RUSSELL

2018-19: Finished with 10 points in his first double-digit scoring game at Southeast Missouri vs. Quincy (11/12)...Made a near-perfect 3-of-4 field goals to go along with 3-of-3 free throws...Played 12 minutes, had two assists and one rebound in first NCAA Division I game at Saint Louis (11/6)...Pitched in seven points and had four rebounds off the bench at Bradley (11/10)...Pulled down a season-high seven rebounds at Mississippi Valley State (12/4)...Averages 5.2 points and 2.5 rebounds per game...Scored two points in 17 minutes during his first career start vs. Southern Illinois (12/8)...Finished with eight points and five rebounds at The Citadel (12/15)...Dropped in 11 points in his first career Ohio Valley Conference start at SIU Edwardsville (1/3)...Started five games...Scored 10 points and made a layup on back-to-back possessions to get the Redhawks the lead vs. Tennessee Tech (2/7)...Had a season-high six assists and did not commit a turnover at Eastern Illinois (2/16)...Made a season-best 8-of-8 free throws and scored 11 points at Austin Peay (2/21)...Pitched in a season-high 12 points two days later at Murray State (2/23).

Prep: Averaged 11 points, five rebounds, three assists and 2.4 steals per game at ASPIRE Basketball Academy in Louisville, Kentucky...Prior to that, he spent his senior year at Chris Walker Academy in Houston, Texas...There, he averaged 12 points, five rebounds, four assists and two steals en route to All-Region honors...Attended Seven Lakes High School in Katy, Texas as a junior...Averaged 18 points, 11 rebounds, two assists and two steals for the Spartans.

RUSSELL'S GAME-BY-GAME STATISTICS

2018-19	FG	3P	FT	O/D	REB	E	PTS	A	TO	B	S	M
at Saint Louis	0-3	0-0	0-0	0/1	1	5	0	2	1	0	0	12
at Bradley	2-6	1-2	2-2	1/3	4	2	7	1	2	0	0	21
Quincy	3-4	1-2	3-3	0/1	1	0	10	2	0	0	0	15
vs. Jacksonville	2-5	1-2	0-0	0/3	3	0	5	1	1	0	0	14
vs. UT Chattanooga	1-3	0-2	0-0	0/5	5	1	2	0	2	0	0	17
at South Alabama	2-5	0-1	0-2	0/5	5	2	4	2	1	0	1	16
Missouri S&T	3-4	0-0	1-4	0/3	3	3	7	1	0	0	2	13
Western Illinois	2-4	0-2	0-0	0/2	2	2	4	2	1	0	1	19
at Miss. Valley St.	1-5	0-0	0-0	3/4	7	4	2	1	2	0	1	17
Southern Illinois*	1-6	0-3	0-0	0/2	2	0	2	1	1	0	0	17
at The Citadel	3-6	2-3	0-1	2/3	5	0	8	2	0	0	0	18
at Florida State	0-3	0-2	0-0	0/3	3	0	0	0	3	0	0	13
Abilene Christian	0-0	0-0	0-0	0/1	1	3	0	1	2	0	0	10
at SIU Edwardsville*	4-6	3-5	0-0	2/2	4	4	11	2	1	1	0	18
UT Martin*	0-5	0-3	0-2	0/4	4	1	0	5	5	0	1	18
Austin Peay	2-4	0-1	4-6	0/0	0	0	8	0	1	0	0	15
Murray State	2-8	1-2	3-4	0/0	0	3	8	1	1	1	0	19
at Morehead State	1-4	0-0	1-2	1/1	2	2	3	0	0	0	0	9
at Eastern Kentucky	2-3	1-1	0-0	0/2	2	2	5	5	1	0	0	11
SIU Edwardsville	2-3	1-1	4-6	1/4	5	3	9	0	0	0	0	18
Eastern Illinois	2-8	1-3	0-0	1/2	3	3	5	1	1	0	1	13
at Belmont	0-4	0-2	0-0	0/2	2	0	0	1	2	0	0	12
at Tennessee State	0-3	0-1	5-6	0/1	1	1	5	0	1	0	0	9
Tennessee Tech*	5-9	0-1	0-0	0/1	1	5	10	2	4	0	3	23
Jacksonville State*	2-9	0-3	2-4	1/1	2	1	6	0	1	0	1	22
at UT Martin	0-4	0-1	0-0	0/1	1	3	0	0	0	0	0	10
at Eastern Illinois	1-5	1-3	0-0	0/0	0	1	3	6	0	0	1	14
at Austin Peay*	1-2	1-1	8-8	0/2	2	3	11	2	2	0	1	18
at Murray State*	4-7	0-2	4-5	0/2	2	3	12	0	1	0	0	21
Tennessee State*	2-3	2-3	3-4	0/1	1	0	9	1	2	0	0	20
Belmont												

* - Game Started

2018-19 SEASON/CAREER HIGHS


Points	12	at Murray State (2/23/19)
Total Rebounds	7	at Mississippi Valley State (12/4/18)
Offensive	3	at Mississippi Valley State (12/4/18)
Defensive	5	2x, last at South Alabama (11/19/18)
FG Made	5	vs. Tennessee Tech (2/7/19)
FG Attempted.....	9	vs. Tennessee Tech (2/7/19)
3-Point FG Made.....	3	at SIU Edwardsville (1/3/19)
3-Point FG Attempted.....	5	at SIU Edwardsville (1/3/19)
FT Made.....	8	at Austin Peay (2/21/19)
FT Attempted.....	8	at Austin Peay (2/21/19)
Assists	6	at Eastern Illinois (2/16/19)
Blocks.....	1	at SIU Edwardsville (1/3/19)
Steals.....	3	vs. Tennessee Tech (2/7/19)
Minutes	23	vs. Tennessee Tech (2/7/19)

CAREER STATISTICS AT SOUTHEAST MISSOURI


Overall																		
Season	G-GS	Min	Avg	FG-FGA	Pct	3FG-3FGA	Pct	FT-FTA	Pct	Off	Def	Tot	Avg	PF	FO	A	TO	Blk
2018-19	30-8	472	15.7	50-141	.355	16-52	.308	40-59	.678	12	62	74	2.5	57	2	42	39	2
Ohio Valley Conference Games Only																		
Season	G-GS	Min	Avg	FG-FGA	Pct	3FG-3FGA	Pct	FT-FTA	Pct	Off	Def	Tot	Avg	PF	FO	A	TO	Blk
2018-19	17-7	270	15.9	30-87	.345	11-33	.333	34-47	.723	6	26	32	1.9	35	1	26	23	2

YOUR REDHAWKS

2018-19 BASKETBALL NOTES



► Forward
► Freshman(1) ► 6-8 ► 200
► Richmond, Texas
► Combine Academy



23

SAGE TOLBERT

2018-19: Averages 6.4 points and ranks second on the team with 5.1 rebounds per contest through 30 games and 26 starts...Ranks 17th in the Ohio Valley Conference in rebounding...Ranks second on the team with 18 blocks...Finished with 10 or more rebounds four times...Scored 13 points in his first career double-digit scoring game at Bradley (11/10)...Also had eight rebounds and five offensive boards against the Braves...Made his first career NCAA Division I start at Saint Louis (11/6)...Posted seven points, five rebounds and one steal in 23 minutes against the Billikens...Grabbed double-digit rebounds for the first time in his career when he finished with 10 vs. Chattanooga (11/17)...Scored 11 points at South Alabama (11/19)...Posted the first double-double of his career with 11 points and 10 rebounds vs. Western Illinois (12/1)...Finished with 11 rebounds at Mississippi Valley State (12/4)...Tallied seven or more rebounds on nine occasions...Finished with a season-high 18 points the first time he came off the bench vs. SIU Edwardsville (1/24).

Prep: Spent the 2017-18 season at Combine Academy in Charlotte, North Carolina...Was Combine Academy's top scorer and rebounder with 15.8 points and 8.4 rebounds per game in 38 starts...Also averaged 1.7 blocks...First-Team All-District selection at Fort Bend Travis High School in Richmond, Texas before he attended Combine Academy...Played two varsity seasons at Fort Bend Travis...Averaged 11.4 points and 7.4 rebounds as a senior in 2016-17...Played 24 games, averaging 6.1 points and 3.5 rebounds the previous year.

TOLBERT'S GAME-BY-GAME STATISTICS

2018-19	FG	3P	FT	O/D	REB	E	PTS	A	TO	B	S	M
at Saint Louis*	3-7	0-0	1-2	4/1	5	4	7	0	2	0	1	23
at Bradley*	5-8	0-0	3-6	5/3	8	4	13	0	3	1	0	28
Quincy*	3-5	0-0	2-2	1/3	4	5	8	1	0	0	1	19
vs. Jacksonville*	2-8	0-1	0-0	3/2	5	3	4	0	2	1	0	20
vs. UT Chattanooga*	3-6	0-0	1-1	3/7	10	5	7	0	5	1	2	26
at South Alabama*	4-6	0-1	3-4	2/2	4	3	11	1	2	0	0	22
Missouri S&T*	1-2	0-0	1-2	2/3	5	1	3	0	4	0	1	16
Western Illinois*	4-8	1-2	2-3	3/7	10	3	11	0	1	1	0	26
at Miss. Valley St.*	1-4	0-0	0-2	1/10	11	2	2	1	4	1	1	18
Southern Illinois*	2-5	0-0	1-3	3/0	3	4	5	1	3	0	0	20
at The Citadel*	1-4	0-0	0-2	1/6	7	1	2	1	1	0	0	16
at Florida State*	1-3	0-0	1-5	0/5	5	4	3	0	1	1	1	26
Abilene Christian*	2-5	0-0	1-2	0/4	4	5	5	0	3	1	1	22
at SIU Edwardsville*	1-4	0-0	1-2	2/3	5	2	3	0	3	1	1	23
UT Martin*	3-4	0-0	1-2	2/5	7	5	7	0	3	1	1	23
Austin Peay*	4-6	0-0	0-0	4/6	10	2	8	1	4	0	1	28
Murray State*	2-4	0-0	0-0	1/2	3	3	4	0	0	0	0	10
at Morehead State*	1-4	0-0	2-4	4/4	8	5	4	0	4	2	0	16
at Eastern Kentucky*	2-6	0-0	0-0	1/3	4	5	4	0	1	0	0	17
SIU Edwardsville	8-9	1-1	1-2	1/7	8	5	18	0	2	0	1	24
Eastern Illinois	1-4	0-0	2-2	1/2	3	1	4	0	1	1	0	22
at Belmont	2-5	1-1	1-2	0/2	2	5	6	0	0	1	0	12
at Tennessee State	0-4	0-0	2-4	3/0	3	3	2	0	1	0	1	18
Tennessee Tech*	1-5	0-1	3-6	4/0	4	4	5	0	5	0	0	27
Jacksonville State*	2-4	0-0	2-4	0/1	1	1	6	0	1	1	0	17
at UT Martin*	2-4	0-0	2-4	0/2	2	0	6	0	1	1	0	19
at Eastern Illinois*	2-4	0-0	0-0	1/1	2	1	4	0	2	0	0	17
at Austin Peay*	6-6	0-0	2-2	0/1	1	3	14	0	2	1	0	21
at Murray State*	1-5	0-0	3-3	3/2	5	3	5	1	1	2	1	15
Tennessee State*	1-4	0-0	8-13	0/5	5	4	10	1	1	0	1	22
Belmont												

* - Game Started

2018-19 SEASON/CAREER HIGHS


Points	18	vs. Eastern Kentucky (1/24/19)
Total Rebounds	11	at Mississippi Valley State (12/4/18)
Offensive	5	at Bradley (11/10/18)
Defensive	10	at Mississippi Valley State (12/4/18)
FG Made	8	vs. Eastern Kentucky (1/24/19)
FG Attempted	9	vs. Eastern Kentucky (1/24/19)
3-Point FG Made	1	3x, last at Belmont (1/31/19)
3-Point FG Attempted	2	vs. Western Illinois (12/1/18)
FT Made	8	vs. Tennessee State (2/28/19)
FT Attempted	13	vs. Tennessee State (2/28/19)
Assists	1	7x, last vs. Tennessee State (2/28/19)
Blocks	2	2x, last at Murray State (2/23/19)
Steals	2	vs. Chattanooga (11/17/18)
Minutes	28	2x, last vs. Austin Peay (1/10/19)

CAREER STATISTICS AT SOUTHEAST MISSOURI


Overall																			
Season	G-GS	Min	Avg	FG-FGA	Pct	3FG-3FGA	Pct	FT-FTA	Pct	Off	Def	Tot	Avg	PF	FO	A	TO	Blk	Stl
2018-19	30-26	613	20.4	71-153	.464	3-7	.429	46-84	.548	55	99	154	5.1	96	8	8	63	18	15
Ohio Valley Conference Games Only																			
Season	G-GS	Min	Avg	FG-FGA	Pct	3FG-3FGA	Pct	FT-FTA	Pct	Off	Def	Tot	Avg	PF	FO	A	TO	Blk	Stl
2018-19	17-13	331	19.5	39-82	.476	2-3	.667	30-50	.600	27	46	73	4.3	52	5	3	32	11	7

YOUR REDHAWKS

2018-19 BASKETBALL NOTES



► Forward
► Senior (4) ► 6-8 ► 200
► Mobile, Ala.
► Gardendale H.S.
► McNeese State



14

QUATARRIUS WILSON

Will sit out the 2018-19 season due to NCAA Division I transfer regulations.

McNeese State: Earned Third-Team All-Southland Conference honors... Averaged a double-double 10.9 points and 10.2 rebounds per game in 28 starts in 2017-18...Was McNeese State's top rebounder who also ranked third on the team in both blocks (28) and scoring...Shot 51.5 percent (123-of-239) from the field, dished out 39 assists and collected 21 steals...Led the Southland Conference with 14 double-doubles...Was arguably one of the most underrated players in the Southland Conference.

Moberly Area CC: Began his sophomore season as a starter at Moberly Area Community College...Played in 28 games during the 2015-16 and 2016-17 campaigns...Pulled down double-digit rebounds twice with a high of 13 in a 105-59 win over St. John's Academy (12/9/16).

WILSON'S GAME-BY-GAME STATISTICS

2018-19	FG	3P	FT	O/D	REB	E	PTS	A	TO	B	S	M
at Saint Louis	DNP	-	-	-	-	-	-	-	-	-	-	-
at Bradley	DNP	-	-	-	-	-	-	-	-	-	-	-
Quincy	DNP	-	-	-	-	-	-	-	-	-	-	-
vs. Jacksonville	DNP	-	-	-	-	-	-	-	-	-	-	-
vs. UT Chattanooga	DNP	-	-	-	-	-	-	-	-	-	-	-
at South Alabama	DNP	-	-	-	-	-	-	-	-	-	-	-
Missouri S&T	DNP	-	-	-	-	-	-	-	-	-	-	-
Western Illinois	DNP	-	-	-	-	-	-	-	-	-	-	-
at Miss. Valley St.	DNP	-	-	-	-	-	-	-	-	-	-	-
Southern Illinois	DNP	-	-	-	-	-	-	-	-	-	-	-
at The Citadel	DNP	-	-	-	-	-	-	-	-	-	-	-
at Florida State	DNP	-	-	-	-	-	-	-	-	-	-	-
Abilene Christian	DNP	-	-	-	-	-	-	-	-	-	-	-
at SIU Edwardsville	DNP	-	-	-	-	-	-	-	-	-	-	-
UT Martin	DNP	-	-	-	-	-	-	-	-	-	-	-
Austin Peay	DNP	-	-	-	-	-	-	-	-	-	-	-
Murray State	DNP	-	-	-	-	-	-	-	-	-	-	-
at Morehead State	DNP	-	-	-	-	-	-	-	-	-	-	-
at Eastern Kentucky	DNP	-	-	-	-	-	-	-	-	-	-	-
SIU Edwardsville	DNP	-	-	-	-	-	-	-	-	-	-	-
Eastern Illinois	DNP	-	-	-	-	-	-	-	-	-	-	-
at Belmont	DNP	-	-	-	-	-	-	-	-	-	-	-
at Tennessee State	DNP	-	-	-	-	-	-	-	-	-	-	-
Tennessee Tech	DNP	-	-	-	-	-	-	-	-	-	-	-
Jacksonville State	DNP	-	-	-	-	-	-	-	-	-	-	-
at UT Martin	DNP	-	-	-	-	-	-	-	-	-	-	-
at Eastern Illinois	DNP	-	-	-	-	-	-	-	-	-	-	-
at Austin Peay	DNP	-	-	-	-	-	-	-	-	-	-	-
at Murray State	DNP	-	-	-	-	-	-	-	-	-	-	-
Tennessee State	DNP	-	-	-	-	-	-	-	-	-	-	-
Belmont	DNP	-	-	-	-	-	-	-	-	-	-	-

* - Game Started

2018-19 SEASON/CAREER HIGHS

Points	-
Total Rebounds	-
Offensive	-
Defensive	-
FG Made	-
FG Attempted.....	-
3-Point FG Made.....	-
3-Point FG Attempted.....	-
FT Made.....	-
FT Attempted.....	-
Assists	-
Blocks.....	-
Steals.....	-
Minutes	-

CAREER STATISTICS AT SOUTHEAST MISSOURI

Season	G-GS	Min	Avg	FG-FGA	Pct	3FG-3FGA	Pct	FT-FTA	Pct	Off	Def	Tot	Avg	PF	FO	A	TO	Blk	Stl	Pts	Avg
2018-19																					
Overall																					
Ohio Valley Conference Games Only																					
2018-19																					

YOUR REDHAWKS

2018-19 BASKETBALL NOTES



2018-19 Southeast Missouri Basketball Southeast Missouri Season/Career Statistics (as of Feb 28, 2019) All games



SEASON STATISTICS

CAREER STATISTICS

SUMMARY	gp-gs	min/g	fg%	3fg%	ft%	r/g	a/g	stl	blk	pts/g	gp-gs	min/g	fg%	3fg%	ft%	r/g	a/g	stl	blk	pts/g
BREWER, Ledarius	28-22	28.3	.382	.303	.738	4.7	2.0	32	10	12.7	59-49	28.9	.402	.336	.739	4.2	1.6	61	26	13.6
HOGAN, Skyler	30-27	26.3	.438	.380	.767	3.3	1.1	21	5	10.6	30-27	26.3	.438	.380	.767	3.3	1.1	21	5	10.6
CALDWELL, Alex	24-5	20.6	.449	.390	.783	1.9	1.7	22	5	8.7	24-5	20.6	.449	.390	.783	1.9	1.7	22	5	8.7
GABLE, Isaiah	30-24	22.9	.459	.400	.769	3.1	1.1	11	6	8.2	45-24	19.4	.445	.391	.740	2.7	0.9	11	6	6.9
MCGLOTHAN, Gabe	30-10	21.4	.462	.351	.595	6.1	0.9	20	20	7.5	30-10	21.4	.462	.351	.595	6.1	0.9	20	20	7.5
DALTON, Jonathan	30-28	27.7	.424	.438	.756	2.4	3.4	25	1	6.6	91-59	24.4	.425	.378	.714	1.8	3.4	74	1	4.6
TOLBERT, Sage	30-26	20.4	.464	.429	.548	5.1	0.3	15	18	6.4	30-26	20.4	.464	.429	.548	5.1	0.3	15	18	6.4
RUSSELL, Nygal	30-8	15.7	.355	.308	.678	2.5	1.4	13	2	5.2	30-8	15.7	.355	.308	.678	2.5	1.4	13	2	5.2
LAROS, Mark	30-0	14.8	.588	.353	.577	3.0	0.3	7	7	5.2	57-7	14.9	.605	.286	.537	3.2	0.3	15	18	4.5
KAO, Oscar	19-0	7.7	.488	.524	1.000	0.6	1.1	6	0	3.0	19-0	7.7	.488	.524	1.000	0.6	1.1	6	0	3.0
CUFFEE, Khalil	12-0	3.0	.545	.471	.500	0.2	0.1	2	0	2.9	12-0	3.0	.545	.471	.500	0.2	0.1	2	0	2.9
LEWIS, Donnie	22-0	8.0	.400	.000	.333	0.3	0.9	5	0	0.2	53-2	9.2	.412	.364	.444	0.6	1.1	14	0	0.5

SCORING	fg-fga	fg%	3fg-fga	3fg%	ft-fa	ft%	pts	pts/g	fg-fga	fg%	3fg-fga	3fg%	ft-fa	ft%	pts	pts/g
BREWER, Ledarius	125-327	.382	47-155	.303	59-80	.738	356	12.7	277-689	.402	118-351	.336	133-180	.739	805	13.6
HOGAN, Skyler	120-274	.438	46-121	.380	33-43	.767	319	10.6	120-274	.438	46-121	.380	33-43	.767	319	10.6
CALDWELL, Alex	71-158	.449	30-77	.390	36-46	.783	208	8.7	71-158	.449	30-77	.390	36-46	.783	208	8.7
GABLE, Isaiah	83-181	.459	50-125	.400	30-39	.769	246	8.2	105-236	.445	63-161	.391	37-50	.740	310	6.9
MCGLOTHAN, Gabe	91-197	.462	20-57	.351	22-37	.595	224	7.5	91-197	.462	20-57	.351	22-37	.595	224	7.5
DALTON, Jonathan	59-139	.424	21-48	.438	59-78	.756	198	6.6	130-306	.425	45-119	.378	110-154	.714	415	4.6
TOLBERT, Sage	71-153	.464	3-7	.429	46-84	.548	191	6.4	71-153	.464	3-7	.429	46-84	.548	191	6.4
RUSSELL, Nygal	50-141	.355	16-52	.308	40-59	.678	156	5.2	50-141	.355	16-52	.308	40-59	.678	156	5.2
LAROS, Mark	67-114	.588	6-17	.353	15-26	.577	155	5.2	115-190	.605	6-21	.286	22-41	.537	258	4.5
KAO, Oscar	21-43	.488	11-21	.524	4-4	1.000	57	3.0	21-43	.488	11-21	.524	4-4	1.000	57	3.0
CUFFEE, Khalil	12-22	.545	8-17	.471	3-6	.500	35	2.9	12-22	.545	8-17	.471	3-6	.500	35	2.9
LEWIS, Donnie	2-5	.400	0-2	.000	1-3	.333	5	0.2	7-17	.412	4-11	.364	8-18	.444	26	0.5

TOTALS	o-reb	d-reb	t-reb	pf	fo	ast	to	a/to	o-reb	d-reb	t-reb	pf	fo	ast	to	a/to
BREWER, Ledarius	20	112	132	67	3	55	82	0.7	34	216	250	133	6	95	139	0.7
HOGAN, Skyler	16	82	98	42	0	33	35	0.9	16	82	98	42	0	33	35	0.9
CALDWELL, Alex	14	31	45	51	0	40	31	1.3	14	31	45	51	0	40	31	1.3
GABLE, Isaiah	16	76	92	58	0	33	31	1.1	21	99	120	77	0	39	38	1.0
MCGLOTHAN, Gabe	55	128	183	96	1	26	37	0.7	55	128	183	96	1	26	37	0.7
DALTON, Jonathan	8	64	72	53	0	102	57	1.8	33	133	166	148	1	311	151	2.1
TOLBERT, Sage	55	99	154	96	8	8	63	0.1	55	99	154	96	8	8	63	0.1
RUSSELL, Nygal	12	62	74	57	2	42	39	1.1	12	62	74	57	2	42	39	1.1
LAROS, Mark	32	57	89	46	0	9	28	0.3	72	111	183	82	0	18	56	0.3
KAO, Oscar	2	9	11	12	0	21	13	1.6	2	9	11	12	0	21	13	1.6
CUFFEE, Khalil	0	2	2	6	0	1	4	0.3	0	2	2	6	0	1	4	0.3
LEWIS, Donnie	2	5	7	13	0	19	5	3.8	9	22	31	50	0	60	19	3.2

YOUR REDHAWKS

2018-19 BASKETBALL NOTES

GAME 1

SAINT LOUIS 75, SOUTHEAST MISSOURI 65

November 6, 2018 • Chaifetz Arena • St. Louis, Mo.

Southeast Missouri 65 • 0-1

#	Player	Total		3-Ptr		Rebounds		PF	TP	A	To	Bk	Stl	Min	
		FG-FGA	FT-FTA	FG-FGA	FT-FTA	Off	Def								
13	GABLE, Isaiah	f	2-6	2-5	0-0	0	1	1	3	6	1	1	1	0	20
23	TOLBERT, Sage	f	3-7	0-0	1-2	4	1	5	4	7	0	2	0	1	23
03	HOGAN, Skyler	g	2-4	0-0	0-0	0	4	4	2	4	0	4	0	1	25
05	DALTON, Jonathan	g	3-5	1-1	0-0	1	1	2	0	7	3	4	0	0	28
25	BREWER, Ledarrus	g	7-17	2-7	2-2	0	7	7	5	18	2	3	0	2	33
00	CALDWELL, Alex	g	4-7	1-2	5-6	0	2	2	4	14	4	1	0	0	19
04	KAO, Oscar	g	0-1	0-0	0-0	0	0	0	1	0	0	0	0	0	2
11	RUSSELL, Nygal	g	0-3	0-0	0-0	0	1	1	5	0	2	1	0	0	12
20	MCGLOTHAN, Gabe	g	3-5	1-2	0-0	0	6	6	3	7	2	0	0	0	26
42	LAROS, Mark	g	1-3	0-0	0-0	0	0	0	1	2	0	0	0	0	12
Team						1	2	3							
Totals			25-58	7-17	8-10	6	25	31	28	65	14	16	1	4	200
FG % 1st Half: 9-29 31.0% 2nd half: 16-29 55.2% Game: 25-58 43.1% Deadball															
3FG % 1st Half: 4-9 44.4% 2nd half: 3-8 37.5% Game: 7-17 41.2% Rebounds															
FT % 1st Half: 2-2 100.0 2nd half: 6-8 75.0% Game: 8-10 80.0% 1															

Saint Louis 75 • 1-0

#	Player	Total		3-Ptr		Rebounds		PF	TP	A	To	Bk	Stl	Min	
		FG-FTA	FT-FTA	FG-FTA	FT-FTA	Off	Def								
05	Carte'Are Gordon	f	1-2	0-0	0-0	0	2	2	4	2	2	3	1	15	
11	Hasahn French	f	1-1	0-0	0-0	2	10	12	2	2	4	0	3	34	
00	Jordan Goodwin	g	3-8	0-2	5-9	2	4	6	5	11	2	5	0	27	
02	Tramaine Isabell Jr.	g	6-13	0-6	6-11	0	3	3	0	18	1	4	0	30	
03	Javon Bess	g	6-11	2-6	4-6	0	5	5	2	18	3	1	0	35	
01	D.J. Foreman	g	5-6	0-0	2-3	3	0	3	2	12	1	0	0	23	
04	Dion Wiley	g	3-9	2-8	1-2	0	1	1	0	9	1	1	0	27	
15	Demarius Jacobs	g	0-0	0-0	1-2	0	1	1	0	1	1	0	0	3	
20	Fred Thatch Jr.	g	1-4	0-3	0-0	1	1	2	0	2	1	0	0	6	
Team						3		4							
Totals		26-54		4-25		19-33		11-28		39-15		16-14		4 200	
FG % 1st Half: 16-32		50.0%		2nd half: 10-22		45.5%		Game: 26-54		48.1%		Deadball		Rebounds	
3FG % 1st Half: 3-16		18.8%		2nd half: 1-9		11.1%		Game: 4-25		16.0%					
FT % 1st Half: 5-6		83.3%		2nd half: 14-27		51.9%		Game: 19-33		57.6%					

Officials: Rick Crawford, Eric Anderson, Ed Crenshaw
Technical fouls: Southeast Missouri-None. Saint Louis-None.
Attendance: 6028

Score by periods	1st	2nd	Total
Southeast Missouri	24	41	65
Saint Louis	40	35	75

Points	In	Off	2nd	Fast
SEMO	26	12	4	18
SU	34	23	23	17

GAME 2

BRADLEY 68, SOUTHEAST MISSOURI 57

November 10, 2018 • Carver Arena • Peoria, Ill.

SE Missouri State 57 • 0-2

#	Player	FG	Total	3-Ptr	FG	Total	Rebounds	PF	TP	A	To	Bk	Stl	Min
		FG	Total	3-Ptr	FG	Total	Off	Def	TP					
13	GABLE, Isaiah	f	0-4	0-2	0-2	1	3	4	3	0	2	0	0	16
23	TOLBERT, Sage	f	5-8	0-0	3-6	5	3	8	4	13	0	3	1	28
03	HOGAN, Skyler	g	2-10	1-6	1-1	1	3	4	3	6	0	1	0	28
05	DALTON, Jonathan	g	2-3	1-2	4-4	0	1	1	3	9	3	2	0	24
25	BREWER, Ledarrus	g	3-15	1-8	4-6	1	7	8	2	11	3	2	0	33
00	CALDWELL, Alex	g	3-7	0-1	0-0	1	2	3	2	6	1	2	0	18
11	RUSSELL, Nygal	g	2-6	1-2	2-2	1	3	4	2	7	1	2	0	21
15	LEWIS, Donnie	g	0-0	0-0	0-0	0	0	0	2	0	0	0	0	5
20	MCGLOTHAN, Gabe	g	0-1	0-1	3-4	0	3	4	3	1	1	1	1	16
42	LAROS, Mark	g	1-3	0-1	0-0	1	1	2	3	2	0	0	0	11
Team						3		0						
Totals		18-57		4-23		17-25		14-26		40-28		9-15		2 200
FG % 1st Half: 8-28		28.6%		2nd half: 10-29		34.5%		Game: 18-57		31.6%				Deadball Rebounds
3FG % 1st Half: 2-12		16.7%		2nd half: 2-11		18.2%		Game: 4-23		17.4%				
FT % 1st Half: 5-8		62.5%		2nd half: 12-17		70.6%		Game: 17-25		68.0%				

Bradley 68 • 2-0

#	Player	Total		3-Ptr		Rebounds		PF	TP	A	To	Bk	Stl	Min
		FG-FGA	FG-FTA	FT-FTA	Off	Def								
10	Childs, Elijah	f	3-12	0-2	2-2	2	9	11	3	8	1	3	5	35
12	Bar, Koch	c	2-4	0-0	0-0	1	2	3	4	4	0	3	1	13
05	Brown, Darrell	g	3-9	2-5	7-12	0	1	1	15	6	1	0	3	33
23	Lautier-Ogunleye, D.	g	4-6	1-2	13-15	2	3	5	2	22	2	2	0	31
25	Kennell, Nate	g	1-6	1-6	0-0	1	3	4	3	2	0	0	0	21
03	Pittman, Antoine	g	2-4	1-3	0-2	0	4	4	1	5	1	0	0	15
13	van Bree, Luuk	g	3-3	3-3	0-0	0	2	2	3	9	0	0	0	27
22	Henry, Ja'Shon	g	1-4	0-1	0-1	2	1	3	1	2	0	1	0	8
35	Hodgson, Jayden	g	0-1	0-1	0-0	0	0	0	5	0	2	2	0	17
Team						1		3				1		
Totals		19-49		8-23		22-32		9-28		37-23		14-13		6 200
FG % 1st Half: 10-29		34.5%		2nd half: 9-20		45.0%		Game: 19-49		38.8%				Deadball Rebounds 5
3FG % 1st Half: 4-13		30.8%		2nd half: 4-10		40.0%		Game: 8-23		34.8%				
FT % 1st Half: 7-13		53.8%		2nd half: 15-19		78.9%		Game: 22-32		68.8%				

Officials: Rick Crawford, Roland Simmons, Tommy Short
Technical fouls: SE Missouri State-None. Bradley-None.
Attendance: 5181
BU #35 Hodgson fouls out at 2:06

Score by periods	1st	2nd	Total
SE Missouri State	23	34	57
Bradley	31	37	68

Points	In	Off	2nd	Fast
SEMO	24	15	11	10
BRAD	22	17	7	16

GAME 3

SOUTHEAST MISSOURI 102, QUINCY 66

November 12, 2018 • Show Me Center • Cape Girardeau, Mo.

Quincy 66 • 1-1

#	Player	Total		3-Ptr		Rebounds		PF	TP	A	To	Bk	Stl	Min
		FG-FGA	FT-FTA	FG-FGA	FT-FTA	Off	Def							
24	Stuckman, Tanner	f	3-5	2-3	0-0	3	1	4	1	8	0	0	0	15
33	Hinton, Marcus	f	1-2	0-0	3-3	0	5	5	2	5	0	1	1	12
00	Wormack, Jah-Kobe	g	4-12	2-4	4-4	1	1	2	1	14	2	2	1	21
02	Briscoe, Ryan	g	1-5	0-3	0-0	0	3	3	1	2	3	1	0	21
03	Houston, Demetrius	g	7-17	1-6	0-0	0	1	1	0	15	3	0	0	24
01	Downing, Austin	g	0-3	0-2	0-0	1	0	1	3	0	0	2	0	14
04	Zurcher, Lucas	g	0-0	0-0	0-0	0	0	0	0	0	1	0	0	2
05	Johnson, Marsalis	g	3-4	0-0	0-1	3	2	5	1	6	1	1	0	19
10	Dossier, Bobby	g	1-4	0-2	3-4	0	1	1	5	0	0	0	0	17
12	Parker, Robert	g	0-1	0-1	0-0	0	1	1	3	0	0	3	0	10
15	Mey, Trevor	g	1-3	0-0	0-0	0	0	0	1	2	0	1	0	6
20	Alexander, DeAndre	g	0-3	0-0	4-6	1	1	2	0	4	1	1	0	15
42	Fadika, Aziz	g	2-3	0-0	1-2	1	2	3	0	5	0	0	0	24
Totals			23-62	5-21	15-20	12	19	31	4	66	11	2	2	200
FG 1st Half: 11-35 31.4% 2nd half: 12-27 44.4% Game: 23-62 37.1%														
3FG 1st Half: 2-13 15.4% 2nd half: 3-8 37.5% Game: 5-21 23.8%														
FT 1st Half: 8-9 88.9% 2nd half: 7-11 63.6% Game: 15-20 75.0%														
														Rebounds 4

YOUR REDHAWKS

2018-19 BASKETBALL NOTES

GAME 5

SOUTHEAST MISSOURI 63, CHATTANOOGA 42

November 17, 2018 • Mitchell Center • Mobile, Ala.

Chattanooga 42 • 2-3

#	Player	Total			Rebounds			PF	TP	A	TO	Blk	Stl	Min	
		FG-FGA	3-PTA	FT-FTA	Off	Def	Total								
34	Kevin Easley	1-11	2-7	0-0	0	5	2	8	1	1	0	0	0	32	
33	Thomas Smallwood	3-6	1-3	3-4	1	6	7	1	6	1	1	0	0	24	
01	Jonathan Scott	1-5	0-2	1-2	1	3	4	4	3	0	0	0	0	24	
02	Jerry Johnson, Jr.	5-11	2-7	0-0	2	1	3	12	1	0	0	0	2	34	
05	Donovann Toatley	3-10	0-5	0-0	0	2	2	1	6	2	3	0	1	26	
03	David Jean-Baptiste	0-5	0-4	0-0	0	4	2	0	1	2	0	0	0	20	
04	Maurice Commander	1-7	1-7	0-0	0	3	3	3	3	1	1	0	1	26	
22	Keigan Kerby	0-1	0-1	0-0	0	0	0	0	0	0	0	0	0	2	
25	Justin Brown	1-3	0-0	2-4	3	1	4	0	4	0	1	0	0	12	
Team		1													
Totals		15-59	6-36	6-10	9	25	34	14	42	7	13	0	4	200	
FG % 1st Half: 7-28 25.0% 2nd half: 8-31 25.8% Game: 15-59 25.4%															Deadball
3-PT % 1st Half: 3-16 18.8% 2nd half: 3-15 20.0% Game: 6-36 16.7%															15.0%
FT % 1st Half: 0-0 0.0% 2nd half: 10-20 50.0% Game: 10-24 41.7%															1.1

FG % 1st Half: 7-28 25.0% 2nd half: 8-31 25.8% Game: 15-59 25.4%
 3FG % 1st Half: 3-16 18.8% 2nd half: 3-20 15.0% Game: 6-36 16.7%
 FT % 1st Half: 0-0 0.0% 2nd half: 6-10 60.0% Game: 6-10 60.0%

Deadball
Rebounds
1,1

Southeast Missouri 63 • 3-2

#	Player	Total		3-Ptr	Rebounds		PF	TP	A	TO	Blk	Stl	Min	
		FG-FGA	FG-FGA		Off	Def								
13	GABLE, Isaiah	3-5	0-2	2-2	0	4	4	2	6	1	2	0	24	
23	TOLBERT, Sage	2-6	0-0	1-1	3	7	10	5	7	0	5	1	26	
03	HOGAN, Skyler	6-11	3-3	0-0	1	5	6	0	15	0	1	2	29	
05	DALTON, Jonathan	1-2	1-2	0-0	0	2	2	1	5	3	1	0	23	
25	BREWER, Ledarius	5-11	0-2	1-2	1	6	7	1	11	4	2	0	26	
01	CALDWELL, Alex	3-6	0-2	1-1	0	3	3	2	7	1	0	0	19	
00	CUFFEE, Khalil	1-2	1-2	0-0	0	0	0	0	3	0	0	0	3	
04	KAO, Oscar	1-1	0-0	0-0	0	0	0	0	2	0	1	0	3	
11	RUSSELL, Nygal	1-3	0-2	0-0	0	5	5	1	2	0	2	0	17	
15	LEWIS, Donnie	0-0	0-0	0-0	0	0	0	0	0	1	0	0	3	
30	MCGLOTHAN, Gabe	1-6	0-1	1-2	1	2	3	4	3	0	2	0	13	
42	LAROS, Mark	1-3	0-1	0-0	1	2	3	0	2	0	1	0	14	
Team														
Totals		25-56	5-17	8-10	7	36	43	16	63	10	17	3	5	200

FG % 1st Half:	11-30	36.7%	2nd half:	14-26	53.8%	Game:	25-56	44.6%	Deadball
3FG % 1st Half:	2-10	20.0%	2nd half:	3-7	42.9%	Game:	1-17	29.4%	Rebounds
FT % 1st Half:	2-2	100.0%	2nd half:	6-8	75.0%	Game:	8-10	80.0%	0.2

FG % 1st Half: 11-30 36.7% 2nd half: 14-26 53.8% Game: 25-56 44.6%
 3FG % 1st Half: 2-10 20.0% 2nd half: 3-7 42.9% Game: 5-17 29.4%
 FT % 1st Half: 2-2 100.0% 2nd half: 6-8 75.0% Game: 8-10 80.0%

Deadball
Rebounds
0,2

Officials: Nathan Bemis, Keith Patterson, Kevin Raher
 Technical fouls: Chattanooga-Kevin Easley, Southeast Missouri-None.
 Attendance: 3
 Game 3 of the Goldie and Herman Ungar Classic

Score by periods	1st	2nd	Total
Chattanooga	17	25	42
Southeast Missouri	26	37	63

Points	In	Off	2nd	Fast	Bench
UTC	10	12	2	4	7
SEMO	32	8	2	23	19

GAME 7

SOUTHEAST MISSOURI 72, MISSOURI S&T 69

November 27, 2018 • Show Me Center • Cape Girardeau, Mo.

Missouri S&T 69 • 2-4

#	Player	Total		3-Ptr	Rebounds		PF	TP	A	TO	Blk	Stl	Min		
		FG-FGA	FG-FGA	FT-FTA	Off	Def									
12	Sarajlic, Ervin	f	5-15	3-11	0-0	2	6	8	2	13	1	3	1	35	
24	Louiserre, Romain	f	3-7	0-1	5-6	5	4	9	3	11	0	3	0	26	
02	Hedgepeth, CJ	g	10-16	3-4	5-8	1	4	5	3	28	0	2	0	39	
03	Newt, Jordan	g	3-11	1-7	2-2	1	3	4	1	9	3	0	0	32	
25	Miller, Juwan	g	1-6	0-1	0-0	1	1	2	1	2	5	3	0	23	
15	Muhammad, Yahmir		2-5	1-2	0-0	0	1	1	1	5	0	3	0	16	
23	Andric, Nikola		0-0	0-0	1-3	2	2	3	1	1	0	1	0	17	
44	Bushman, Kyle		0-0	0-0	0-0	0	0	0	0	0	0	0	0	2	
Team						0	1	1			1				
Totals			24-60	8-26	13-19	11	22	33	12	69	9	16	1	8	200

FG % 1st Half: 10-30	33.3%	2nd half: 14-30	46.7%	Game: 24-60	40.0%	Deadball
3FG % 1st Half: 3-13	23.1%	2nd half: 1-3	33.3%	Game: 12-38	31.6%	Rebounds
FT % 1st Half: 9-13	69.2%	2nd half: 4-6	66.7%	Game: 13-19	68.4%	

FG % 1st Half: 10-30 33.3% 2nd half: 14-30 46.7% Game: 24-60 40.0%
 3FG % 1st Half: 3-13 23.1% 2nd half: 5-13 38.5% Game: 8-26 30.8%
 FT % 1st Half: 9-13 69.2% 2nd half: 4-6 66.7% Game: 13-19 68.4%

Deadball
Rebounds
1

Southeast Missouri 72 • 4-3

#	Player	Total		3-Ptr	Rebounds				PF	TP	A	TO	Blk	Stl	Min
		FG-FGA	FG-FGA		FT-FTA	Off	Def	Total							
13	GABLE, Isaiah	f	1-7	1-5	0-0	2	2	2	3	3	0	1	0	1	15
23	TOLBERT, Sage	f	1-2	0-0	1-2	2	3	5	1	3	0	4	0	1	16
03	HOGAN, Skyler	g	6-9	2-4	0-0	2	2	4	3	14	1	2	0	0	26
05	DALTON, Jonathan	g	2-3	0-0	1-4	0	1	1	3	5	3	0	0	0	20
25	BREWER, Ledarius	g	7-13	3-6	3-3	0	11	11	3	20	1	5	0	2	34
01	CALDWELL, Alex		3-7	1-4	0-0	0	0	0	2	7	4	1	1	3	16
04	KAO, Oscar		0-1	0-1	0-0	0	0	0	0	0	0	0	0	0	3
11	RUSSELL, Nygal		3-4	0-0	1-4	0	3	3	7	1	0	0	0	2	13
15	LEWIS, Donnie		0-0	0-0	0-0	0	0	0	1	0	1	0	0	0	8
30	MCGLOTHAN, Gabe		4-11	1-4	0-0	3	6	9	1	9	1	3	1	2	27
42	LAROS, Mark		2-2	0-0	0-0	3	2	5	1	4	0	4	0	0	22
	Team					1	0	1			1				
Totals			29-59	8-24	6-13	11	30	41	18	72	12	22	2	11	200

FG % 1st Half: 16-27 59.3% 2nd half: 13-32 40.6% Game: 29-59 49.2%
 3FG % 1st Half: 6-12 50.0% 2nd half: 2-12 16.7% Game: 8-24 33.3%
 FT % 1st Half: 1-4 25.0% 2nd half: 5-9 55.6% Game: 6-13 46.2%

Deadball
Rebounds
4

Officials: Tyler Kumpf, Brad Fritsche, Tariq Lucas
 Technical fouls: Missouri S&T-None, Southeast Missouri-None.
 Attendance: 650

Score by periods	1st	2nd	Total
Missouri S&T	32	37	69
Southeast Missouri	39	33	72

Points	In	Off	2nd	Fast	Bench
MST	30	13	13	4	6
SEMO	36	36	15	11	27

GAME 6

SOUTH ALABAMA 79, SOUTHEAST MISSOURI 58

November 19, 2018 • Mitchell Center • Mobile, Ala.

Southeast Missouri 58 • 3-3

#	Player	FG-TOTAL		3-Ptr	Rebounds			PF	TP	A	TO	Blk	Stl	Min	
		FG	FGA	FG-FGA	FT	FTA	Off Def Tot								
13	GABLE, Isaiah	f	2-6	2-6	0-1	0	4	4	3	6	0	0	1	16	
23	TOLBERT, Sage		4-6	0-1	3-4	2	2	4	3	11	1	2	0	22	
03	HOGAN, Skyler	g	2-6	0-2	2-2	1	0	1	2	6	0	1	0	25	
05	DALTON, Jonathan		1-3	0-0	0-0	0	4	4	0	2	7	1	0	1	27
25	BREWER, Ledarius	g	3-12	2-7	2-2	1	6	7	2	10	0	8	0	29	
01	CALDWELL, Alex		1-8	0-3	0-0	1	2	3	0	2	1	0	0	20	
00	CUFFEE, Khalil		0-2	0-2	0-0	0	0	0	0	0	0	0	0	3	
04	KAO, Oscar		1-2	1-2	0-0	0	0	0	0	3	0	0	0	3	
11	RUSSELL, Nygal		2-5	0-1	0-2	0	5	5	2	4	2	1	0	16	
15	LEWIS, Donnie		0-0	0-0	0-0	0	0	0	0	0	0	0	0	3	
30	MCGLOTHAN, Gabe		3-9	1-4	0-0	3	2	5	3	7	2	0	1	23	
42	LAROS, Mark		2-3	0-0	3-5	5	4	9	2	7	0	2	0	13	
Team			3 1 4												
Totals			21-62	6-28	10-16	16	30	46	17	58	13	15	2	4	200
FG % 1st Half: 12-31 38.7% 2nd half: 9-21 29.0% Game: 21-62 33.9% Deadball															
FT % 1st Half: 3-12 25.0% 2nd half: 3-11 18.8% Game: 6-28 21.4% Rebounds															
FT % 1st Half: 3-4 75.0% 2nd half: 12-17 58.3% Game: 10-16 62.5% 2															

FG % 1st Half: 12-31 38.7% 2nd half: 9-31 29.0% Game: 21-62 33.9%
 3FG % 1st Half: 3-12 25.0% 2nd half: 3-16 18.8% Game: 6-28 21.4%
 FT % 1st Half: 3-4 75.0% 2nd half: 7-12 58.3% Game: 10-16 62.5%

Deadball
Rebounds
2

South Alabama 79 • 3-2

#	Player	Total		3-Ptr		Rebounds		Off	Def	PF	TP	A	TO	Blk	Stl	Min
		FG	FGA	FG	FGA	FT	FTA									
03	Morris, Kevin	f	1-1	0-0	2-4	1	2	3	4	0	1	1	0	11		
02	Mitchell, Thrae	f	4-12	1-6	2-2	1	8	9	1	11	4	1	2	1	35	
01	McGee, Herb	g	2-4	0-2	1-4	0	6	6	1	5	11	1	0	2	34	
14	Sikes, Rodrick	g	10-22	6-16	4-5	0	1	1	2	30	0	2	0	2	37	
30	Dial, Abdul	g	2-4	1-2	0-0	0	1	1	3	5	1	1	1	0	24	
12	Kelly, R.J.		3-5	0-1	3-6	1	3	4	3	9	0	1	0	1	26	
25	Andrews, Jordan		5-7	5-7	0-0	0	4	4	3	15	1	1	0	0	23	
50	Bedway, John		0-2	0-0	0-0	0	1	2	0	2	0	0	0	0	10	
	Team					1	2									
	Totals		27-57	13-34	12-21	4	28	32	18	79	19	8	4	6	200	
	FG % 1st Half:		14-33	42.4%	2nd half:	13-24	54.2%	Game:	27-57	47.4%						Deadball
	FG % 2nd Half:		9-23	39.1%	2nd half:	11-34	32.4%	Game:	12-34	35.3%						5.1
	FT % 1st Half:		2-5	40.0%	2nd half:	10-16	62.5%	Game:	12-21	57.1%						

YOUR REDHAWKS

2018-19 BASKETBALL NOTES

GAME 9

SOUTHEAST MISSOURI 77, MISS. VALLEY ST. 57

December 4, 2018 • Harrison Complex • Itta Bena, Miss.

Southeast Missouri State 77 • 5-4

#	Player	Total	3-Ptr	Rebounds											
		FG-FGA	FG-FGA	FT-FTA	Off	Def	PF	TP	A	To	Bk	Stl	Min		
13	GABLE, Isaiah	f 4-8	3-6	0-0	0	2	2	3	11	2	0	0	1	21	
23	TOLBERT, Sage	f 1-4	0-0	0-2	1	10	11	2	2	1	4	1	1	18	
05	HOGAN, Skyler	g 10-16	5-8	0-0	1	2	2	25	4	1	2	1	1	35	
05	DALTON, Jonathan	g 2-6	1-3	2-2	0	4	4	1	7	4	3	1	2	29	
25	BREWER, Ledarius	g 2-9	1-6	0-2	0	3	3	5	0	0	0	0	0	15	
00	CALDWELL, Alex	g 2-5	1-3	3-3	1	1	2	1	8	0	1	0	1	20	
01	CUFFEE, Khalil	g 1-2	1-2	1-2	0	0	0	3	4	0	1	0	0	2	
04	KAO, Oscar	g 0-0	0-0	0-0	0	0	0	0	0	0	0	0	0	1	
11	RUSSELL, Nygal	g 1-5	0-0	0-0	3	4	7	4	2	1	2	0	1	17	
15	LEWIS, Donnie	g 0-0	0-0	0-0	0	0	0	0	0	0	0	0	0	5	
30	MCGLOTHAN, Gabe	g 5-9	0-1	1-2	4	4	8	4	11	3	0	4	1	27	
42	LAROS, Mark	g 1-3	0-0	0-0	2	0	2	1	2	0	0	1	0	10	
Team					1	2	3								
Totals			29-67	12-29	7-13	13	31	44	26	77	15	12	9	7	200

FG % 1st Half: 13-35 37.1% 2nd half: 16-32 50.0% Game: 29-67 43.3%

3FG % 1st Half: 5-14 35.7% 2nd half: 7-15 46.7% Game: 12-29 41.4%

FT % 1st Half: 2-4 50.0% 2nd half: 5-9 55.6% Game: 7-13 53.8%

Deadball

Rebounds

Mississippi Valley State 57 • 2-8

#	Player	Total		3-Ptr		Rebounds		PF	TP	A	To	Bk	Stl	Min	
		FG-FGA	FG-FGA	FT-FTA	Off Def Tot										
01	SCOTT, Dante	f	6-16	0-3	7-14	0	3	3	2	19	1	0	0	32	
11	MITCHELL, Marcus	f	1-3	0-0	1-4	3	4	7	1	3	1	0	1	14	
03	KORACIN, Aleksa	c	1-6	0-0	0-0	6	6	12	1	2	0	4	0	27	
05	ECKWOOD, Tereke	g	3-13	1-4	3-5	0	2	2	0	10	3	4	0	28	
21	RUCKER, Patrick	g	0-0	0-0	1-2	0	4	4	0	1	2	1	0	19	
00	BARNES, Zachary	g	0-0	0-0	0-0	0	0	0	0	0	0	0	0	1	
02	SIMMONS, Torico	g	1-1	0-0	0-0	0	1	1	0	2	0	1	0	12	
03	EVANS, Jordan	g	1-7	1-5	4-4	0	0	0	4	7	1	2	0	21	
10	EJEH, Emmanuel	g	4-6	0-0	0-0	4	4	8	0	8	0	0	1	13	
12	HUNT, Lorenzo	g	0-0	0-0	3-5	0	2	2	0	3	0	0	1	15	
15	GREEN, Michael	g	1-4	0-3	0-0	0	0	0	0	2	0	1	0	10	
20	LUCIEN, Fritz	g	0-0	0-0	0-0	0	0	0	0	0	0	0	0	1	
23	ALLEN, Lacurtis	g	0-1	0-0	0-0	0	0	0	0	0	0	0	0	3	
24	HOLLOWAY, Gregory	g	0-1	0-0	0-0	1	0	1	1	0	0	0	0	1	
32	ALLISON, Kaleb	g	0-0	0-0	0-0	1	0	1	0	0	0	0	0	3	
Team						3	0	3							
Totals			18-58	2-15	19-34	18	26	44	9	57	8	14	3	6	200

FG % 1st Half: 9-28 32.1% 2nd half: 9-30 30.0% Game: 18-58 31.0%

3FG % 1st Half: 1-9 11.1% 2nd half: 1-6 16.7% Game: 2-15 13.3%

FT % 1st Half: 6-15 40.0% 2nd half: 13-19 68.4% Game: 19-34 55.9%

Deadball Rebound 6

Officials: Andre Crawford (R); Chris Ford (U1), Clyde Owens (U2)
Technical fouls: Southeast Missouri State-None, Mississippi Valley State-TEAM.
Attendance: 978

Score by periods	1st	2nd	Total
Southeast Missouri State	33	44	77
Mississippi Valley State	25	32	57

Points	In	Off	2nd	Fast	Bench
SEMO	28	17	12	4	27
VALLEY	22	12	13	4	22

GAME 10

SOUTHERN ILLINOIS 83, SOUTHEAST MISSOURI 73

December 8, 2018 • Show Me Center • Cape Girardeau, Mo.

Southern Illinois 83 • 7-3

#	Player		Total		3-Ptr		Rebounds		PF	TP	A	To	Bk	Stl	Min
			FG-FGA	FG-FGA	FT-FTA	Off Def Tot									
33	Pippen,Kavion	c	9-11	0-0	0-0	3	6	2	18	2	0	1	0	25	
03	Bartley,Marcus	g	2-3	1-2	3-4	0	7	7	4	8	5	2	0	31	
04	McGill,Eric	g	2-7	0-2	2-2	2	6	8	2	6	4	2	0	29	
10	Cook,Aaron	g	5-10	5-7	8-8	2	1	3	2	23	4	4	0	35	
13	Lloyd,Sean	g	9-15	3-6	4-6	0	4	4	1	25	2	0	1	34	
05	Beane,Darius	g	0-2	0-2	1-2	1	4	5	1	1	2	1	0	23	
24	Stradnieks,Rudy	g	0-0	0-0	0-0	0	0	0	2	0	1	0	0	2	
25	Gooch,Brendon	g	0-3	0-2	0-0	0	1	1	0	0	0	0	0	6	
40	Boi,Thik	g	1-3	0-0	0-0	0	0	0	3	2	1	1	2	15	
Team						1	2	3							
Totals			28-54	9-21	18-22	9	28	37	17	83	21	10	5	4	200

FG % 1st Half: 14-32 43.8%	2nd half: 14-22 63.6%	Game: 28-54 51.9%	Deadball Rebound %: 10.0%
3FG % 1st Half: 5-15 33.3%	2nd half: 4-6 66.7%	Game: 9-21 42.9%	Rebound %: 10.0%
FT % 1st Half: 2-2 100.0	2nd half: 16-20 80.0%	Game: 18-22 81.8%	Rebound %: 10.0%

Southeast Missouri 73 • 5-5

#	Player	Total		3-Ptr		Rebounds		PF	TP	A	To	Bk	Stl	Min	
		FG-FGA	FG-FGA	FT-FTA	Off Def Tot	PF	TP								
13	GABLE, Isaiah	f	3-6	2-5	0-0	0	4	4	1	8	2	1	2	25	
23	TOLBERT, Sage	f	2-5	0-0	1-3	0	3	3	4	5	1	3	0	20	
05	DALTON, Jonathan	g	3-4	2-3	0-0	0	0	0	2	8	4	1	0	31	
11	RUSSELL, Nygal	g	1-6	0-3	0-0	0	2	2	0	2	1	1	0	17	
25	BREWER, Ledarius	g	6-15	2-9	3-4	1	2	3	5	17	1	1	0	31	
00	CALDWELL, Alex	g	3-5	3-5	1-2	2	2	4	3	9	2	3	0	15	
01	CUFFEE, Khalil	g	0-0	0-0	0-0	0	0	0	0	0	0	0	0	1	
03	HOGAN, Skyler	g	5-12	3-7	1-1	0	4	4	1	14	1	0	0	25	
15	LEWIS, Donnie	g	0-0	0-0	0-0	0	0	0	0	0	0	0	0	1	
30	MCGLOTHAN, Gabe	g	3-6	1-3	0-1	1	1	2	3	7	0	0	0	17	
42	LAROS, Mark	g	1-1	1-1	0-0	1	4	5	1	3	2	1	0	17	
Team						1	0	1							
Totals			27-60	14-36	5-10	9	19	28	20	73	14	11	2	5	200
FG % 1st Half: 13-28 46.4% 2nd half: 14-32 43.8% Game: 27-60 45.0%															
3FG % 1st Half: 5-15 33.3% 2nd half: 9-22 40.9% Game: 14-36 38.9%															
FT % 1st Half: 2-6 33.3% 2nd half: 3-4 75.0% Game: 5-10 50.0%															
Rebounds: 19 28 47															
Deadball: 1 0 1															

Officials: Greg Rennegarbe, Scott Johnson, Ford Branch, Jr.
Technical fouls: Southern Illinois-McGill,Eric, Southeast Missouri-None.
Attendance: 3432

Score by periods	1st	2nd	Total
Southern Illinois	35	48	83
Southeast Missouri	33	40	73

Points	In	Off	2nd	Fast	Bench
SIU	32	14	13	0	3
SEMO	16	14	9	2	33

GAME 11

THE CITADEL 86, SOUTHEAST MISSOURI 74

December 15, 2018 • McAlister Field House • Charleston, S.C.

Southeast Missouri 74 • 5-6

#	Player		Total	3-Ptr	Rebounds												
			FG	FGA	FT	FTA	Off	Def	Tot	PF	TP	A	To	Blk	Stl	Min	
13	GABLE, Isaiah	f	1-6	0-4	0-0		2	3	5	2	2	1	3	0	0	23	
23	TOLBERT, Sage	f	1-4	0-0	0-2		1	6	7	1	2	1	1	0	0	16	
03	HOGAN, Skyler	g	2-9	2-7	2-2		0	3	3	2	8	2	0	0	1	26	
05	DALTON, Jonathan	g	1-3	1-2	0-0		0	4	4	4	3	3	4	0	0	18	
25	BREWER, Ledarius	g	9-17	5-10	1-2		1	2	3	1	24	2	4	2	0	32	
00	CALDWELL, Alex	g	6-10	2-6	0-2		0	1	1	3	14	3	1	0	1	24	
11	RUSSELL, Nygal	g	3-6	2-3	0-1		2	3	5	0	8	2	0	0	0	18	
15	LEWIS, Donnie	g	0-1	0-1	0-0		0	0	0	0	0	1	1	0	1	8	
30	MCGLOTHAN, Gabe	g	3-6	0-1	0-0		2	4	6	3	6	0	0	2	0	16	
42	LAROS, Mark	g	3-4	0-0	1-2		0	5	5	3	7	1	0	2	0	19	
	Team						0	3	3								
Totals			29-66	12-34	4-11		8	34	42	19	74	16	15	6	3	200	
FG % 1st Half: 14-36 38.9%			2nd half: 15-30 50.0%	Game: 29-66 43.9%												Deadball Rebounds 2	
3FG % 1st Half: 5-15 33.3%			2nd half: 7-19 36.8%	Game: 12-34 35.3%													
FT % 1st Half: 2-3 66.7%			2nd half: 2-8 25.0%	Game: 4-11 36.4%													

The Citadel 86 • 8-2

#	Player	FG			3-Ptr		Rebounds			PF	TP	A	To	Bk	Stl	Min
		FG-FGA	FG-FGA	FG-FGA	FT-FTA	Off	Def	Tot								
23	Kaelon Harris	f	1-5	0-2	0-0	2	1	3	2	2	0	1	1	1	10	
35	Zane Najdawi	f	6-11	0-1	1-2	2	7	9	0	13	3	0	3	1	32	
03	Matt Frierson	g	5-11	5-11	3-3	0	5	5	2	18	1	0	0	1	32	
12	Connor Kern	g	3-9	1-6	3-3	1	2	3	1	10	1	1	0	0	27	
13	Low Stallworth	g	6-11	0-1	2-4	0	4	4	2	14	6	5	0	1	34	
02	Quayson Williams	g	1-2	0-1	1-2	0	3	3	0	3	0	1	0	0	10	
11	Kaiden Rice	g	7-12	5-10	0-0	1	3	4	1	19	1	1	0	0	17	
24	Tyler Burgess	g	0-1	0-1	0-0	0	0	0	1	0	0	0	0	0	3	
25	Alex Reed	g	0-4	0-3	3-4	0	3	3	1	3	2	0	1	0	26	
32	Derek Webster, Jr.	g	1-1	0-0	2-2	1	4	5	1	4	2	0	0	0	9	
	Team					0	2	2				1				
Totals			30-67	11-36	15-20	7	34	41	11	86	16	10	5	5	200	
FG % 1st Half: 13-33 39.4%		2nd half: 17-34 50.0%		Game: 30-67 44.8%		Deadball Rebounds 1										
3FG % 1st Half: 5-20 25.0%		2nd half: 6-16 37.5%		Game: 11-36 30.6%												
FT % 1st Half: 10-12 83.3%		2nd half: 5-8 62.5%		Game: 15-20 75.0%												

YOUR REDHAWKS

2018-19 BASKETBALL NOTES

GAME 13

ABILENE CHRISTIAN 70, SOUTHEAST MISSOURI 68

December 21, 2018 • Show Me Center • Cape Girardeau, Mo.

Abilene Christian 70 • 10-2

#	Player	Total		3-Ptr		Rebounds		PF	TP	A	TO	Blk	Stl	Min
		FG	F-GA	FG	F-GA	Off	Def							
01	Lewis, Jaren	r	7-10	0-1	5-6	1	4	5	3	19	4	3	0	2
21	Friday, Jalene	c	6-17	1-5	4-6	1	4	5	3	17	1	1	5	1
00	Franklin, Jaylen	g	4-5	0-0	4-7	0	3	3	1	12	2	3	0	1
05	Ricks, Payten	g	4-10	2-5	5-5	0	3	3	2	15	2	2	0	4
14	Lenox, Trey	g	1-2	1-1	0-0	0	1	1	0	3	0	0	0	10
04	Daniels, Damien	g	0-2	0-2	0-0	1	1	2	1	0	2	1	0	10
13	Maxwell, B.J.	g	1-3	0-1	2-2	2	5	7	3	4	0	1	0	1
15	Farquhar, Hayden	g	0-0	0-0	0-2	0	0	0	0	0	0	0	0	2
32	Pleasant, Joe	g	0-1	0-0	0-0	0	1	1	2	0	0	1	0	9
34	Kohl, Kolton	g	0-0	0-0	0-0	0	0	0	0	0	0	0	0	1
42	Gayman, Clay	g	0-0	0-0	0-0	0	1	1	1	0	1	2	0	6
	Team					0	1	1						
	Totals		23-50	4-15	20-28	5	24	29	16	70	12	14	5	9

FG % 1st Half: 12-25 48.0% 2nd half: 11-25 44.0% Game: 23-50 46.0%
 3FG % 1st Half: 1-8 12.5% 2nd half: 3-7 42.9% Game: 4-15 26.7%
 FT % 1st Half: 5-8 62.5% 2nd half: 15-20 75.0% Game: 20-28 71.4%

Southeast Missouri 68 • 5-8

#	Player	Total		3-Ptr		Rebounds		PF	TP	A	TO	Blk	Stl	Min
		FG	F-GA	FG	F-GA	Off	Def							
13	GABLE, Isaiah	r	2-3	1-2	2-2	0	1	1	4	7	2	5	0	21
23	TOLBERT, Sage	r	2-5	0-0	1-2	0	4	4	5	0	3	1	1	22
03	HOGAN, Skyler	g	5-11	4-8	0-0	0	1	1	0	14	1	2	0	1
05	DALTON, Jonathan	g	4-7	1-3	4-5	0	3	3	2	13	7	1	0	0
25	BREWER, Ledarius	g	6-11	3-6	0-0	0	3	3	2	15	1	5	0	1
01	CUFFEE, Khalil	g	0-1	0-1	0-0	0	1	1	0	0	0	0	0	3
04	KAO, Oscar	g	2-4	2-3	2-2	0	3	3	2	8	0	0	0	12
11	RUSSELL, Nygal	g	0-0	0-0	0-0	0	1	1	3	0	1	2	0	10
15	LEWIS, Donnie	g	0-0	0-0	0-0	0	1	1	3	0	1	2	0	5
30	MCGLOTHAN, Gabe	g	0-2	0-0	0-2	1	4	5	4	0	1	1	1	18
42	LAROS, Mark	g	3-5	0-1	0-0	0	3	3	2	6	0	2	1	0
	Team					3	1	4						
	Totals		24-49	11-24	9-13	4	26	30	27	68	14	23	3	4

FG % 1st Half: 12-22 54.5% 2nd half: 12-27 44.4% Game: 24-49 49.0%
 3FG % 1st Half: 5-12 41.7% 2nd half: 6-12 50.0% Game: 11-24 45.8%
 FT % 1st Half: 2-2 100.0 2nd half: 7-11 63.6% Game: 9-13 69.2%

Officials: Tim Fitzgerald, Alex Manuel, Chris Koopman
 Technical fouls: Abilene Christian-None. Southeast Missouri-None.
 Attendance: 672

Score by periods	1st	2nd	Total
Abilene Christian	30	40	70
Southeast Missouri	31	37	68

In	Off	2nd	Fast	Bench
Points	Paint	T/O	Chance	Break
ACU	28	19	4	0
SEMO	22	18	1	0

GAME 14

SIU EDWARDSVILLE 94, SOUTHEAST MISSOURI 88

January 3, 2019 • Vadalabene Center • Edwardsville, Ill.

Southeast Mo. St. 88 • 5-9, 0-1 OVC

#	Player	Total		3-Ptr		Rebounds		PF	TP	A	TO	Blk	Stl	Min
		FG	F-GA	FG	F-GA	Off	Def							
13	Isaiah Gable	r	5-11	3-7	4-4	1	5	6	2	17	0	1	0	29
23	Sage Tolbert	r	1-4	0-0	1-2	2	3	5	2	3	0	3	1	1
03	Skyler Hogan	g	7-14	4-7	0-0	0	2	2	2	18	1	2	0	1
05	Jonathan Dalton	g	2-6	1-3	5-5	1	2	3	1	10	8	0	0	0
11	Nygal Russell	g	4-6	3-5	0-0	2	2	4	4	11	2	1	1	0
00	Alex Caldwell	g	1-3	0-1	2-2	0	1	1	2	4	1	0	1	0
04	Oscar Kao	g	2-2	1-1	0-0	0	0	0	0	5	0	0	0	4
15	Donnie Lewis	g	1-1	0-0	0-1	0	0	0	0	2	4	0	0	0
30	Gabe McGlothlan	g	2-5	0-1	0-0	3	1	4	3	4	1	4	0	1
42	Mark Laros	g	5-6	1-1	3-4	1	1	2	3	14	0	3	0	0
	Team					0	0	0						
	Totals		30-58	13-26	15-18	10	17	27	19	88	20	15	2	5

FG % 1st Half: 12-29 41.4% 2nd half: 18-29 62.1% Game: 30-58 51.7%
 3FG % 1st Half: 5-11 45.5% 2nd half: 8-15 53.3% Game: 13-26 50.0%
 FT % 1st Half: 1-2 50.0% 2nd half: 14-16 87.5% Game: 15-18 83.3%

SIUE 94 • 5-8, 1-0 OVC

#	Player	Total		3-Ptr		Rebounds		PF	TP	A	TO	Blk	Stl	Min
		FG	F-GA	FG	F-GA	Off	Def							
33	Anselm Uzuegbunem	r	1-2	0-0	0-0	0	3	3	2	0	2	1	0	23
32	Brandon Jackson	r	7-10	2-2	1-2	3	5	8	0	17	1	2	0	0
05	Tyrese Williford	g	2-10	0-3	3-4	1	2	3	4	7	6	2	0	0
15	David McFarland	g	7-12	3-7	5-5	0	2	2	1	22	4	0	1	0
24	Cameron Williams	g	10-12	4-6	3-3	0	1	1	1	27	1	1	0	2
00	Trevaon Martin	g	3-3	0-0	0-0	1	2	3	2	6	1	1	0	0
01	D.J. Jackson	g	0-1	0-0	0-0	0	1	1	1	0	0	0	0	4
03	Daniel Kinchen	g	0-3	0-2	0-0	0	1	1	2	0	2	0	0	1
13	Christian Ellis	g	5-7	1-2	2-2	4	1	5	2	13	4	4	0	1
	Team					1	0	1						
	Totals		35-60	10-22	14-16	10	18	28	16	94	19	13	2	4

FG % 1st Half: 18-32 56.3% 2nd half: 17-28 60.7% Game: 35-60 58.3%
 3FG % 1st Half: 5-11 45.5% 2nd half: 5-11 45.5% Game: 10-22 45.5%
 FT % 1st Half: 4-5 80.0% 2nd half: 10-11 90.9% Game: 14-16 87.5%

Officials: Kyle Bottoms, Tommy Short, Kevin Driver
 Technical fouls: Southeast Mo. St.-None. SIUE-None.
 Attendance: 1046
 2018-19 Men's Basketball. Round: 0. SIUE vs Southeast Mo. St.. Played at .

Score by periods	1st	2nd	Total
Southeast Mo. St.	30	58	88
SIUE	45	49	94

In	Off	2nd	Fast	Bench
Points	Paint	T/O	Chance	Break
SIUE	26	16	15	6
SEMO	36	17	10	11

GAME 15

SOUTHEAST MISSOURI 74, UT MARTIN 69 OT

January 5, 2019 • Show Me Center • Cape Girardeau, Mo.

UT Martin 69 • 5-8, 0-2 OVC

#	Player	Total		3-Ptr		Rebounds		PF	TP	A	TO	Blk	Stl	Min
		FG	F-GA	FG	F-GA	Off	Def							
22	DOVE, Quintin	r	5-11	0-1	0-0	1	2	3	5	10	0	2	0	1
30	GILL, Jaiel	c	1-4	0-0	2-3	1	2	3	2	4	0	0	0	13
03	LITTLE, Kevin	g	3-11	2-8	1-2	0	4	4	3	9	1	4	0	3
04	HEWITT, Parrish	g	0-0	0-0	0-0	0	0	0	0	0	0	0	0	0
11	BOGAN, Delfinco	g	2-11	2-7	2-2	2	2	4	2	8	0	1	1	1
00	PARKS, Preston	g	4-10	2-7	2-2	2	4	6	3	12	1	6	0	1
05	HAWTHORNE, JR., Dere	g	3-9	1-6	0-2	2	3	5	1	7	0	1	0	1
12	LEWIS, Fatodd	g	6-15	1-6	6-8	4	5	9	2	19	2	2	2	0
35	SANOE, Minfeke	g	0-1	0-0	0-0	0	0	0	1	0	0	1	0	2
	Team					2	8	10						
	Totals		24-72	8-35	13-19	14	30	44	19	69	4	18	4	7

FG % 1st Half: 13-35 37.1% 2nd half: 7-26 26.9% OT: 4-11 36.4% Game: 24-72 33.3%
 3FG % 1st Half: 5-19 26.3% 2nd half: 1-9 11.1% OT: 2-7 28.6% Game: 8-35 22.9%
 FT % 1st Half: 2-2 100.0 2nd half: 10-15 66.7% OT: 1-2 50.0% Game: 13-19 68.4%

Southeast Missouri 74 • 6-9, 1-1 OVC

#	Player	Total		3-Ptr		Rebounds				PF	TP	A	TO	Blk	Stl	Min
		FG	FGA	FG	FTA	Off	Def	Total								
13	GABLE, Isaiah	f	11-17	4-9	2-4	2	5	7	3	28	0	3	0	0	0	23
23	TOLBERT, Sage	f	3-4	0-0	1-2	2	5	7	5	7	0	3	1	1	1	40
03	HOGAN, Skyler	g	4-14	3-11	0-0	0	7	7	2	11	3	3	0	2	0	30
05	DALTON, Jonathan	g	2-6	0-1	4-5	0	2	2	0	8	5	2	0	2	0	39
11	RUSSELL, Nygal	g	0-5	0-3	0-2	0	4	4	1	0	5	5	0	1	0	18
00	CALDWELL, Alex	g	5-8	3-4	4-5	1	4	5	2	17	1	5	0	0	0	39
15	LEWIS, Donnie	g	0-0	0-0	0-0	0	0	0	0	0	0	1	0	0	0	9
30	MCGLOTHAN, Gabe	g	1-4	0-1	1-1	1	2	3	4	3	0	1	0	0	0	10
42	LAROS, Mark	g	0-2	0-0	0-0	0	2	2	0	0	0	1	0	0	0	17
	Team					3	5	8								
	Totals		26-60	10-29	12-19	9	36	45	19	74	14	24	1	7	225	

YOUR REDHAWKS

2018-19 BASKETBALL NOTES

GAME 17

MURRAY STATE 85, SOUTHEAST MISSOURI 67

January 12, 2019 • Show Me Center • Cape Girardeau, Mo.

Murray State 85 • 13-2, 4-0 OVC

#	Player	Total		3-Ptr		Rebounds		PF	TP	A	TO	Bk	Stl	Min	
		FG-FGA	FG-FGA	FT-FTA	Off	Def	Total								
04	Sanclious,Brion	f	1-2	0-0	2-2	3	0	3	1	4	1	0	0	20	
23	Williams,KJ	f	4-6	0-0	1-3	4	6	10	3	9	3	0	0	23	
10	Brown,Tevin	g	3-12	2-9	0-0	1	1	2	1	8	2	0	0	30	
11	Buchanan,Shaq	g	5-8	2-4	1-2	0	6	6	2	13	1	0	0	23	
12	Moran,Ja	g	6-11	0-2	5-6	1	2	3	1	17	14	6	1	37	
00	Davis,Mike	g	3-4	2-3	0-0	0	4	4	2	8	0	0	0	16	
13	Gilmore,Devin	g	0-0	0-0	0-0	0	2	2	0	0	0	0	0	3	
14	Eaves,Jaiveon	g	3-6	1-4	0-0	0	0	0	1	7	0	1	0	7	
22	Whitley,Brion	g	2-4	2-4	1-2	0	1	1	1	7	0	0	0	13	
25	Johnson,Jalen	g	0-1	0-1	0-0	0	0	0	0	0	0	0	0	3	
32	Cowart,Darnell	g	6-9	0-0	0-0	1	2	3	2	12	0	0	0	18	
	Team					4	3	7							
	Totals		33-63	9-27	10-15	14	27	41	14	85	21	7	1	4	200

FG % 1st Half: 19-32 59.4% 2nd half: 14-31 45.2% Game: 33-63 52.4%
3FG % 1st Half: 5-13 38.5% 2nd half: 4-14 28.6% Game: 9-27 33.3%
FT % 1st Half: 3-4 75.0% 2nd half: 7-11 63.6% Game: 10-15 66.7%

Southeast Missouri 67 • 6-11, 1-3 OVC

#	Player		Total		3-Ptr		Rebounds		PF	TP	A	TO	Bk	Stl	Min
			FG-FGA	FG-FGA	FT-FTA	Off	Def	Total							
13	GABLE, Isaiah	f	3-5	3-4	2-3	1	2	3	2	11	0	2	0	0	28
23	TOLBERT, Sage	f	2-4	0-0	0-0	1	2	3	4	0	0	0	0	0	10
00	CALDWELL, Alex	g	1-5	1-4	2-2	0	1	1	1	5	1	1	0	0	14
03	HOGAN, Skyler	g	3-8	0-4	0-0	1	2	3	1	6	0	3	0	1	21
05	DALTON, Jonathan	g	2-3	0-0	0-0	0	0	0	4	3	1	0	0	0	11
01	CUFFEE, Khalil		1-2	1-2	0-0	0	0	0	1	3	0	1	0	0	4
04	KAO, Oscar		0-1	0-1	0-0	0	3	3	0	0	0	0	0	0	1
11	RUSSELL, Nygal		2-8	1-2	3-4	0	0	0	3	8	1	1	1	0	19
15	LEWIS, Donnie		0-0	0-0	0-0	0	1	1	0	0	3	0	0	0	15
25	BREWER, Ledarrus		5-10	0-2	3-3	0	1	1	3	13	1	0	0	0	23
30	MCGLOTHAN, Gabe		2-5	0-1	0-0	1	2	3	2	4	0	0	0	0	20
42	LAROS, Mark		3-4	1-2	2-4	1	1	2	1	9	0	0	0	0	18
Team						2	3	5							
Totals			24-55	7-22	12-16	7	18	25	17	67	9	9	2	6	200

FG % 1st Half: 14-29 48.3% 2nd half: 10-26 38.5% Game: 24-55 43.6%
3FG % 1st Half: 5-14 35.7% 2nd half: 2-8 25.0% Game: 7-22 31.8%
FT % 1st Half: 5-7 71.4% 2nd half: 7-9 77.8% Game: 12-16 75.0%

Officials: Gene Grimshaw, John Boylan, Dillon Brasher
Technical fouls: Murray State-None, Southeast Missouri-None.
Attendance: 3143

Score by periods	1st	2nd	Total
Murray State	46	39	85
Southeast Missouri	38	29	67

Points	In	Off	2nd	Fast	Bench
SEM	Paint	T/O	Chance	Break	
MUR	36	13	19	6	34
SEMO	20	11	5	2	37

GAME 18

MOREHEAD STATE 73, SOUTHEAST MISSOURI 69

January 17, 2019 • Johnson Arena • Morehead, Ky.

Southeast Missouri 69 • 6-12/1-4 OVC

#	Player		Total			3-Ptr			Rebounds			PF	TP	A	TO	Bk	Stl	Min	
			FG-FGA	FG-FGA	FT-FTA	Off	Def	Total											
13	GABLE, Isaiah	f	8-14	4-9	0-0	0	3	3	3	20	0	0	0	1	29				
23	TOLBERT, Sage	f	1-4	0-0	2-4	4	4	8	5	4	0	4	2	0	16				
00	CALDWELL, Alex	g	0-2	0-1	0-0	1	1	2	1	4	0	0	0	0	9				
03	HOGAN, Skyler	g	6-9	0-2	2-2	0	3	3	1	14	3	0	0	0	32				
25	BREWER, Ledarrus	g	4-12	0-2	0-0	3	1	4	2	8	3	4	1	1	30				
05	DALTON, Jonathan	g	3-6	0-0	0-0	0	3	3	4	6	1	1	0	1	21				
11	RUSSELL, Nygal	g	1-4	0-0	1-2	1	1	2	3	0	0	0	0	0	9				
15	LEWIS, Donnie	g	0-1	0-0	0-0	1	0	1	1	0	3	1	0	0	19				
30	MCGLOTHAN, Gabe	g	1-3	0-0	0-0	1	4	5	3	2	2	0	0	2	19				
42	LAROS, Mark	g	5-8	2-4	0-0	3	3	6	2	12	1	1	1	1	16				
Team						2	0	2											
Totals			29-63	6-18	5-9	15	23	38	27	69	13	11	4	7	200				

FG % 1st Half: 12-31 38.7% 2nd half: 17-32 53.1% Game: 29-63 46.0%
3FG % 1st Half: 3-10 30.0% 2nd half: 3-8 37.5% Game: 6-18 33.3%
FT % 1st Half: 1-4 25.0% 2nd half: 4-5 80.0% Game: 5-9 55.6%

Morehead State 73 • 6-12/2-3 OVC

#	Player		Total		3-Ptr		Rebounds		PF	TP	A	TO	Bk	Stl	Min
			FG-FGA	FG-FGA	FT-FTA	Off	Def	Tot							
03	BAKER, James	f	4-9	2-5	1-2	1	3	4	2	11	1	1	3	0	33
13	HARRIS, Lamontay	f	7-11	3-3	2-2	3	3	6	5	19	2	0	3	0	28
00	HICKS, A.J.	g	3-7	0-3	4-4	0	1	1	1	9	11	4	1	0	35
01	COOPER, De'von	g	5-9	3-6	3-4	1	4	5	1	16	1	1	2	2	34
02	WALKER, Jordan	g	2-8	2-3	4-5	0	5	5	3	10	2	2	0	0	35
12	GREEN, Malek	g	1-2	0-0	0-0	0	2	2	0	2	0	0	0	0	10
33	RIDDLE, Malik	g	0-0	0-0	0-0	0	1	1	0	0	1	1	0	0	3
32	HENSON, Djimon	g	1-4	1-3	1-2	0	0	0	1	4	1	0	0	0	15
34	WILSON, Ja'cari	g	1-3	0-2	0-0	1	1	2	0	2	0	1	0	0	7
	Team					2	0	2							
	Totals		24-53	11-25	14-19	8	20	28	13	73	19	10	9	3	200

FG % 1st Half: 12-28 42.9% 2nd half: 12-25 48.0% Game: 24-53 45.3%
3FG % 1st Half: 4-10 40.0% 2nd half: 7-15 46.7% Game: 11-25 44.0%
FT % 1st Half: 2-2 100.0 2nd half: 12-17 70.6% Game: 14-19 73.7%

Officials: Jason Baker, Davis Maxwell, Jon Campbell
Technical fouls: Southeast Missouri-MCGLOTHAN, Gabe; GABLE, Isaiah. Morehead State-HARRIS, Lamontay 2.
Attendance: 2024
MSU #13 Harris ejected at 2:46 2nd half for two technical fouls.

Score by periods	1st	2nd	Total
Southeast Missouri	28	41	69
Morehead State	30	43	73

Points	In	Off	2nd	Fast	Bench
SEM	Paint	T/O	Chance	Break	
SEMO	36	5	14	0	23
MORM	22	13	5	0	28

GAME 19

EASTERN KENTUCKY 85, SOUTHEAST MISSOURI 83

January 19, 2019 • McBrayer Arena • Richmond, Ky.

Southeast Missouri 83 • 6-13 (1-5 OVC)

#	Player		Total			3-Ptr		Rebounds			PF	TP	A	TO	Bk	Stl	Min
			FG-FGA	FG-FGA	FT-FTA	Off	Def	Total									
13	GABLE, Isaiah	f	2-3	2-3	0-0	0	2	4	6	2	2	0	1	28			
23	TOLBERT, Sage	f	2-6	0-0	0-0	1	3	4	5	4	0	1	0	17			
00	CALDWELL, Alex	g	4-8	1-3	1-1	0	1	1	10	2	1	0	2	27			
03	HOGAN, Skyler	g	5-8	0-2	10-13	1	4	5	1	20	0	0	1	27			
25	BREWER, Ledarrus	g	4-11	3-7	3-4	0	1	1	14	1	4	1	2	24			
01	CUFFEE, Khalil	g	0-0	0-0	0-0	0	0	0	0	0	0	0	0	1			
05	DALTON, Jonathan	g	0-2	0-0	8-9	0	3	3	2	8	2	2	0	24			
11	RUSSELL, Nygal	g	2-3	1-1	0-0	0	2	2	2	5	5	1	0	11			
15	LEWIS, Donnie	g	0-1	0-1	0-0	0	0	0	1	0	0	0	0	7			
30	MCGLOTHAN, Gabe	g	3-5	1-2	1-2	2	4	6	4	8	0	0	0	15			
42	LAROS, Mark	g	4-10	0-1	0-0	0	3	3	3	8	0	0	1	19			
	Team					0	1	1									
	Totals		26-57	8-20	23-29	4	24	28	24	83	12	12	1	9	200		

FG % 1st Half: 11-28 39.3% 2nd half: 15-29 51.7% Game: 26-57 45.6%
3FG % 1st Half: 4-8 50.0% 2nd half: 4-12 33.3% Game: 8-20 40.0%
FT % 1st Half: 6-6 100.0 2nd half: 17-23 73.9% Game: 23-29 79.3%

Eastern Kentucky 85 • 9-10 (2-4 OVC)

#	Player	FG	Total	3-Ptr	FG	FT	FTA	Reb	Def	Off	TP	PF	TP	A	TO	Bk	Stl	Min
10	MAYO, Nick	f	7-16	2-5	8-10			0	8	8	5	24	4	2	1	1	37	
12	KING, Tre	f	2-4	1-1	5-6			1	3	4	2	10	3	2	0	0	23	
00	WEAVER, Dujuana	g	1-4	0-3	0-0			0	1	1	0	2	1	0	0	0	19	
14	KING, Houston	g	3-5	2-4	0-0			1	2	3	2	8	2	1	0	0	22	
22	ROBINSON, Kelvin	g	2-2	0-0	2-4			1	1	2	3	6	2	0	0	1	17	
01	HOBBBS, JacQuess	g	3-5	0-1	1-2			0	3	3	1	7	2	1	0	2	18	
11	BROWN, Jamar	g	5-11	3-5	4-5			2	5	7	2	17	1	4	0	2	19	
21	ANDERSON, Lachlan	g	3-5	0-1	1-2			2	5	7	1	7	1	4	0	0	20	
23	CARMICAL, Cameron	g	1-2	1-2	1-4			0	1	1	5	4	3	1	0	0	25	
	Team							0	0	0								
	Totals		27-54	9-22	22-33			7	29	36	21	85	19	15	1	6	200	

FG % 1st Half: 14-29 48.3% 2nd half: 13-25 52.0% Game: 27-54 50.0%
3FG % 1st Half: 6-15 40.0% 2nd half: 3-7 42.9% Game: 9-22 40.9%
FT % 1st Half: 7-10 70.0% 2nd half: 15-23 65.2% Game: 22-33 66.7%

Officials: Kevin Driver, Darnell Spann, James Gibson
Technical fouls: Southeast Missouri-None, Eastern Kentucky-None.
Attendance: 1860

Score by periods	1st	2nd	Total
Southeast Missouri	32	51	83
Eastern Kentucky	41	44	85

Points	In	Off	2nd	Fast	Bench
SEM	Paint	T/O	Chance	Break	
SEMO	32	19	2	5	29</

YOUR REDHAWKS

2018-19 BASKETBALL NOTES

GAME 21

SOUTHEAST MISSOURI 64, EASTERN ILLINOIS 59

January 26, 2019 • Show Me Center • Cape Girardeau, Mo.

Eastern Illinois 59 • 12-9, 5-3 OVC

#	Player		Total			Rebounds			PF	TP	A	TO	Blk	Stl	Min
			FG-FGA	FG-FGA	FT-FTA	Off	Def	Total							
32	MATLOCK, JaQualis	f	5-10	0-1	0-0	3	6	9	5	10	2	0	0	3	27
55	DIALLO, Aboubacar	c	0-0	0-0	0-0	1	3	4	1	0	1	0	0	0	14
03	SMITH, Mack	g	5-14	2-8	0-0	0	3	3	3	12	1	2	0	1	34
05	SMITH, Shareef	g	2-5	0-2	0-0	0	2	2	2	4	3	2	0	1	32
22	WALLACE, Josiah	g	9-18	3-8	0-0	0	5	5	2	21	2	5	0	0	35
01	CHARLES, Kashawn		1-3	0-1	0-0	0	1	1	2	1	0	0	0	0	10
10	BURRELL, Cam		0-1	0-0	0-0	2	2	0	2	0	0	0	0	0	3
13	WILSON, Shawn		0-0	0-0	0-0	0	0	0	0	1	0	0	0	0	3
23	HARVEY, Ben		2-2	0-0	0-0	0	2	2	3	4	0	0	0	0	12
24	KUKOBAT, Rade		2-6	0-2	2-2	3	3	6	3	6	0	5	0	0	26
40	JONES, Lucas		0-0	0-0	0-0	0	0	0	0	0	0	1	0	0	4
	Team					1	0	1							
Totals			26-59	5-22	2-2	9	27	36	22	59	11	14	1	5	200

FG % 1st Half: 13-30 43.3% 2nd half: 13-29 44.8% Game: 26-59 44.1%
 3FG % 1st Half: 5-15 33.3% 2nd half: 0-7 0.0% Game: 5-22 22.7%
 FT % 1st Half: 2-2 100.0 2nd half: 0-0 0.0% Game: 2-2 100.0

Southeast Missouri 64 • 7-14, 2-6 OVC

#	Player	Total		3-Ptr		Rebounds				PF	TP	A	TO	Blk	Stl	Min
		FG	FGA	FG	FGA	FT	FTA	Off	Def							
13	GABLE, Isalah	f	3-3	2-2	5-6	1	0	1	0	13	1	0	0	0	0	22
30	MCGLOTHAN, Gabe	f	4-5	1-1	0-0	4	8	12	1	9	1	1	0	0	0	27
03	HOGAN, Skyler	g	1-6	0-2	0-0	1	3	4	3	2	2	2	0	0	0	34
05	DALTON, Jonathan	g	1-6	1-4	3-5	0	3	3	3	6	3	3	0	3	3	33
25	BREWER, Ledarius	g	7-17	3-8	7-9	0	4	4	0	24	5	3	0	0	0	33
11	RUSSELL, Nygal	g	2-8	1-3	0-0	1	2	3	3	5	1	1	0	0	1	13
15	LEWIS, Donnie	g	0-0	0-0	1-2	2	0	0	1	0	1	0	0	0	0	8
23	TOLBERT, Sage	g	1-4	0-0	2-2	1	2	3	1	4	0	1	1	0	0	22
42	LAROS, Mark	g	0-1	0-0	0-0	0	1	1	0	0	0	0	0	0	0	8
Team						0	1	1								
Totals			19-50	8-20	18-24	9	24	33	11	64	13	11	1	5	200	

FG % 1st Half: 9-25 36.0% 2nd half: 10-25 40.0% Game: 19-50 38.0%
 3FG % 1st Half: 3-9 33.3% 2nd half: 5-11 45.5% Game: 8-20 40.0%
 FT % 1st Half: 10-14 71.4% 2nd half: 8-10 80.0% Game: 18-24 75.0%

Officials: Ford Branch, Rusty Phillips, John Boylan
 Technical fouls: Eastern Illinois-None. Southeast Missouri-None.
 Attendance: 1636

Score by periods	1st	2nd	Total
Eastern Illinois	33	26	59
Southeast Missouri	31	33	64

Points	In	Off	2nd	Fast	Bench
SEMO	24	14	11	2	10

GAME 22

BELMONT 97, SOUTHEAST MISSOURI 71

January 31, 2019 • Curb Event Center • Nashville, Tenn.

Southeast Missouri 71 • 7-15, 2-7 OVC

#	Player		Total		3-Ptr	Rebounds		PF	TP	A	TO	Blk	Stl	Min		
			FG-FGA	FG-FGA	FT-FTA	Off	Def								Total	
13	GABLE, Isalah	f	2-3	1-2	0-0	0	3	3	0	5	0	1	0	1	26	
30	MCGLOTHAN, Gabe	f	1-10	0-3	0-0	0	4	4	5	2	1	3	0	0	19	
03	HOGAN, Skyler	g	1-6	0-2	0-0	0	3	3	1	2	0	2	0	0	24	
05	DALTON, Jonathan	g	2-3	0-0	1-2	0	1	1	1	5	3	1	0	1	20	
25	BREWER, Ledarius	g	8-11	6-8	0-0	0	5	5	4	22	0	3	1	0	23	
00	CALDWELL, Alex	g	6-12	2-5	2-2	2	0	2	1	16	2	0	0	1	26	
04	KAO, Oscar	g	1-2	1-1	0-0	0	0	0	0	3	0	1	0	0	7	
11	RUSSELL, Nygal	g	0-4	0-2	0-0	0	2	2	0	0	1	2	0	0	12	
15	LEWIS, Donnie	g	1-1	0-0	0-0	0	0	0	0	2	2	0	0	0	13	
23	TOLBERT, Sage	g	2-5	1-1	1-2	0	2	2	5	6	0	0	1	0	12	
42	LAROS, Mark	g	4-6	0-1	0-0	1	2	3	4	8	0	2	0	0	18	
Team						0	1	1								
Totals			28-63	11-25	4-6	3	23	26	23	71	9	15	2	6	200	
FG % 1st Half: 11-30 36.7% 2nd half: 17-33 51.5% Game: 28-63 44.4% Rebounds																
3FG % 1st Half: 6-13 46.2% 2nd half: 12-12 41.7% Game: 11-25 44.0% Def: 23																
FT % 1st Half: 1-2 50.0% 2nd half: 5-6 83.3% Game: 4-6 66.7%																

FG % 1st Half: 11-30 36.7% 2nd half: 17-33 51.5% Game: 28-63 44.4%
 3FG % 1st Half: 6-13 46.2% 2nd half: 5-12 41.7% Game: 11-25 44.0%
 FT % 1st Half: 1-2 50.0% 2nd half: 3-4 75.0% Game: 4-6 66.7%

Belmont 97 • 16-4, 7-2 OVC

#	Player		Total	3-Ptr	Rebounds										
			FG-FGA	FT-FTA	Off	Def	TO	PF	TP	A	TO	Blk	Stl	Min	
33	MUSZYNSKI, Nick	c	9-12	0-0	9-9	3	3	6	1	27	0	2	2	2	24
02	MURPHY, Grayson		1-2	0-1	0-0	0	5	5	0	2	6	2	0	0	32
03	WINDLER, Dylan	g	7-14	2-7	7-7	1	15	16	0	23	4	2	0	1	32
11	MCCLAIN, Kevin	g	7-9	3-4	14-16	0	2	2	2	31	2	3	0	2	30
14	HOPKINS, Nick	g	1-8	1-7	0-0	0	2	2	2	3	0	1	0	0	23
00	MAYERNICK, Michael		0-0	0-0	0-0	0	0	0	0	1	0	0	0	0	3
20	PIERSON, Tate		1-3	1-3	0-0	0	1	1	0	3	0	0	0	0	10
21	SABIN, Derek		0-0	0-0	2-2	0	1	1	1	2	1	0	0	0	6
24	BENKERT, Michael		0-2	0-2	0-0	0	1	1	0	0	2	0	0	0	21
30	SUEDEKUM, Garrett		0-1	0-0	0-0	0	0	0	0	1	0	0	0	0	6
50	ADELSPERGER, Seth		3-4	0-0	0-0	0	0	0	0	6	0	0	0	0	13
	Team					0	2	2							
Totals			29-55	7-24	32-34	4	32	36	9	97	17	13	2	5	200

FG % 1st Half: 14-30 46.7% 2nd half: 15-25 60.0% Game: 29-55 52.7%
 3FG % 1st Half: 6-16 37.5% 2nd half: 1-8 12.5% Game: 7-24 29.2%
 FT % 1st Half: 13-13 100.0% 2nd half: 19-21 90.5% Game: 32-34 94.1%

Officials: Jon Campbell, James Hicks, Jemel Spearman
 Technical fouls: Southeast Missouri-None. Belmont-None.
 Attendance: 1821

Score by periods	1st	2nd	Total
Southeast Missouri	29	42	71
Belmont	47	50	97

Points	In	Off	2nd	Fast	Bench
SEMO	26	44	9	4	35

GAME 23

TENNESSEE STATE 79, SOUTHEAST MISSOURI 50

February 2, 2019 • Gentry Center • Nashville, Tenn.

Southeast Missouri 50 • 7-16, 2-8 OVC

#	Player	Total		3-Ptr	Rebounds					PF	TP	A	TO	Blk	Stl	Min
		FG-FGA	FG-FGA	FT-FTA	Off	Def	Total									
13	GABLE, Isaiah	f	3-4	1-1	0-0	0	1	1	2	7	0	0	0	0	0	18
30	MCGLOTHAN, Gabe	f	3-6	1-1	0-2	3	5	8	4	7	0	2	0	0	0	26
03	HOGAN, Skyler	g	1-6	1-4	2-2	0	3	3	1	5	2	0	0	0	0	19
05	DALTON, Jonathan	g	1-5	0-1	0-1	1	2	3	1	2	1	2	0	1	0	32
25	BREWER, Ledarius	g	2-11	1-6	2-4	1	3	4	0	7	1	4	0	2	0	32
00	CALDWELL, Alex	g	3-5	1-2	0-0	1	0	1	4	7	0	4	0	1	0	16
04	KAO, Oscar	g	0-2	0-2	0-0	0	0	0	0	0	0	0	1	0	0	4
11	RUSSELL, Nygal	g	0-3	0-1	5-6	0	1	1	1	5	0	1	0	0	0	9
15	LEWIS, Donnie	g	0-0	0-0	0-0	0	1	1	1	1	0	1	0	0	0	10
23	TOLBERT, Sage	g	0-4	0-0	2-4	3	0	3	2	0	1	0	1	0	1	18
42	LAROS, Mark	g	4-4	0-0	0-0	2	2	4	2	6	1	1	0	0	0	16
Team						1	0	1								
Totals			17-50	5-18	11-19	12	18	30	19	50	6	16	0	7	0	200

FG % 1st Half: 6-24 25.0% 2nd half: 11-26 42.3% Game: 17-50 34.0%
 3FG % 1st Half: 2-10 20.0% 2nd half: 3-8 37.5% Game: 5-18 27.8%
 FT % 1st Half: 6-8 75.0% 2nd half: 5-11 45.5% Game: 11-19 57.9%

Tennessee State 79 • 7-15, 4-6 OVC

#	Player	FG	Total	3-Ptr	Rebounds	Off	Def	Top	PF	TP	A	TO	Blk	Stl	Min
02	EGBUTA, Emmanuel	f	8-12	0-0	3-5	2	4	6	4	19	0	3	0	1	27
30	CHAFFEE JR., Stokley	f	1-2	0-0	0-0	0	3	3	5	2	0	1	1	1	14
01	LITTLEJOHN, Michael	g	5-10	5-10	0-0	2	5	7	1	15	2	3	0	0	37
10	DAVIS, Tripp	g	2-6	2-3	2-2	0	1	1	3	8	2	2	0	0	22
11	MCKNIGHT, Kamar	g	1-4	1-3	1-2	0	2	2	1	4	3	3	0	0	27
03	FITZPATRICK-DORSEY	g	6-11	2-5	0-0	1	4	5	0	34	2	2	0	2	23
05	WARRIS, Dave	g	2-5	0-0	0-2	5	1	3	9	0	0	5	2	0	22
23	HENDERSON, Dajion	g	4-5	0-0	0-0	3	2	5	1	8	2	0	0	1	22
	Team					1	2	3			1				
Totals			29-55	10-23	11-14	11	28	39	18	79	11	15	1	9	200
FG % 1st Half: 47.20, 58.60, 2nd Half: 42.36, 45.70, Game: 50.53, 57.70															

YOUR REDHAWKS

2018-19 BASKETBALL NOTES

GAME 25

JACKSONVILLE STATE 81, SOUTHEAST MISSOURI 64

February 9, 2019 • Show Me Center • Cape Girardeau, Mo.

Jacksonville State 81 • 17-8, 9-3 OVC

#	Player	Total		3-Ptr		Rebounds		PF	TP	A	T	Blk	Stl	Min							
		FG-FGA	FG-FGA	FT-FTA	Off	Def															
11	CROSS, Jacara	f	3-6	0-1	0-0	0	3	3	6	1	2	2	0	17							
31	CUNNINGHAM, Christian	f	3-7	0-0	0-0	4	10	14	2	6	1	2	1	34							
02	MOSTELLA, Detrick	g	4-9	2-5	5-5	0	2	2	1	15	3	0	1	31							
04	HUDSON, Ty	g	2-6	1-2	2-2	0	2	2	1	7	0	2	0	15							
03	HUNTER, Marlon	g	10-19	5-6	2-2	4	8	12	1	27	0	0	1	40							
03	ZELIZNAK, Maros	g	0-1	0-0	0-0	1	0	1	4	0	0	2	1	10							
10	DUNLAP, Maurice	g	1-3	1-3	0-0	0	3	3	1	3	4	2	0	1							
15	ST. HILAIRE, Derek	g	4-6	0-2	1-1	0	3	3	0	9	3	1	0	15							
33	WARE, De'Torrian	g	3-7	2-6	0-0	0	2	2	0	8	2	1	0	13							
Team						2	1	3													
Totals			30-64	11-25	10-10	11	34	45	13	81	14	12	5	3							
FG % 1st Half: 17-34 50.0%		2nd half: 13-30 43.3%		Game: 30-64 46.9%		Deadball Rebounds 0															
3FG % 1st Half: 5-12 41.7%		2nd half: 6-13 46.2%		Game: 11-25 44.0%																	
FT % 1st Half: 3-3 100.0		2nd half: 7-7 100.0		Game: 10-10 100.0																	

Southeast Missouri 64 • 8-17, 3-9 OVC

#	Player	FG-TOTAL		3-Ptr		Rebounds				PF	TP	A	T	Blk	Stl	Min
		FG	F-GA	FG	FT-TA	Off	Def	Tot								
23	TOLBERT, Sage	f	2-4	0-0	2-4	0	1	1	1	6	0	1	1	0	1	17
30	MCGLOTHAN, Gabe	f	6-12	1-4	0-0	4	6	10	4	13	2	0	0	0	1	23
05	DALTON, Jonathan	g	2-5	1-1	0-0	1	1	2	1	5	1	1	0	1	0	26
11	RUSSELL, Nygal	g	2-9	0-3	2-4	1	1	2	1	6	0	1	0	1	0	22
25	BREWER, Ledarrus	g	4-14	1-5	2-3	2	2	4	1	11	1	3	1	1	2	28
00	CALDWELL, Alex	g	4-10	2-4	0-0	1	0	1	3	10	0	1	0	1	0	24
03	HOGAN, Skyler	g	2-3	0-0	0-0	0	4	4	0	4	1	0	0	0	0	17
13	GABLE, Isaiah	g	1-7	1-6	0-1	1	6	7	0	3	5	0	1	0	0	23
15	LEWIS, Donnie	g	0-0	0-0	0-0	0	0	0	1	0	0	0	0	0	0	5
42	LAROS, Mark	g	3-6	0-0	0-0	1	1	2	1	6	1	2	0	0	0	15
Team						3	1	4								
Totals			26-70	6-23	6-12	14	23	37	13	64	11	9	3	5	200	
FG % 1st Half: 10-31 32.3%		2nd half: 16-39 41.0%		Game: 26-70 37.1%		Deadball Rebounds 2										
3FG % 1st Half: 3-10 30.0%		2nd half: 3-13 23.1%		Game: 6-23 26.1%												
FT % 1st Half: 5-10 50.0%		2nd half: 1-2 50.0%		Game: 6-12 50.0%												

Officials: Andrew Walton, Kenneth Moreland, Michael Ingram
Technical fouls: Jacksonville State-None. Southeast Missouri-None.
Attendance: 1503

Score by periods	1st	2nd	Total
Jacksonville State	42	39	81
Southeast Missouri	28	36	64

GAME 26

UT MARTIN 81, SOUTHEAST MISSOURI 72

February 14, 2019 • Elam Center • Martin, Tenn.

Southeast Mo. St. 72 • 8-18

#	Player	Total		3-Ptr		Rebounds		PF	TP	A	To	Blk	Stl	Min	
		FG	F-GA	FG	F-GA	FT	FTA								
13	Isaiah Gable	f	1-3	1-2	4-4	2	1	3	2	7	2	0	0	1	20
23	Sage Tolbert	f	2-4	0-0	2-4	0	2	2	0	6	0	1	1	0	19
03	Skyler Hogan	g	4-8	1-3	0-0	0	1	1	1	9	2	3	0	3	24
05	Jonathan Dalton	g	3-6	2-3	0-0	0	2	2	2	8	2	2	0	2	28
25	Ledarrus Brewer	g	4-12	0-6	2-3	1	2	3	3	10	4	4	0	2	29
00	Alex Caldwell	g	1-4	0-1	3-5	0	0	0	1	5	0	0	0	1	18
01	Khalil Cuffee	g	0-0	0-0	0-0	0	0	0	1	0	0	0	0	0	3
00	Oscar Kao	g	2-4	0-1	0-0	0	1	1	1	4	2	2	0	2	11
11	Nygal Russell	g	0-4	0-1	0-0	0	1	1	3	0	0	0	0	0	10
30	Gabe McGlothlan	g	9-13	2-2	1-1	3	3	6	1	21	0	2	0	1	19
42	Mark Laros	g	1-2	0-0	0-0	2	1	3	1	2	0	0	0	0	19
Team						3	2	5							
Totals			27-60	6-19	12-17	11	16	27	16	72	12	15	1	13	200
FG % 1st Half: 7-24 29.2%		2nd half: 20-36 55.6%		Game: 27-60 45.0%		Deadball Rebounds 2									
3FG % 1st Half: 2-9 22.2%		2nd half: 4-10 40.0%		Game: 6-19 31.6%											
FT % 1st Half: 5-7 71.4%		2nd half: 7-10 70.0%		Game: 12-17 70.6%											

UT Martin 81 • 9-15

#	Player		Total		3-Ptr		Rebounds		PF	TP	A	T	Blk	Stl	Min
			FG	F-GA	FG	FT	Off	Def							
30	Jailen Gill	c	3-6	0-0	0-0	1	7	8	2	6	2	1	2	1	32
35	Minfkeke Sanoe	c	2-2	0-0	0-0	2	1	3	0	4	0	0	1	0	7
00	Preston Parks	g	8-13	5-7	5-6	0	6	6	2	26	5	4	1	2	39
02	Craig Randall II	g	6-12	3-8	1-1	0	3	3	1	16	7	7	0	1	31
11	Delfinco Bogan	g	6-8	3-5	2-2	0	2	2	0	17	3	4	0	2	39
05	Derek Hawthorne, Jr.	g	1-2	1-2	0-0	0	2	2	2	3	2	2	0	0	20
22	Quintin Dove	g	4-6	0-0	1-2	0	3	3	4	9	0	1	1	2	34
Team						2	1	3							
Totals			30-49	12-22	9-11	5	25	30	11	81	19	19	5	8	200
FG % 1st Half: 17-29 58.6%			2nd half: 13-20 65.0%		Game: 30-49 61.2%		Deadball Rebounds 0								
3FG % 1st Half: 7-13 53.8%			2nd half: 5-9 55.6%		Game: 12-22 54.5%										
FT % 1st Half: 2-3 66.7%			2nd half: 7-8 87.5%		Game: 9-11 81.8%										

Officials: Jon Campbell, John St. Clair, Bret Smith
Technical fouls: Southeast Mo. St.-None. UT Martin-Jailen Gill.
Attendance: 1034
2018-19 Men's Basketball. Round: 0. Southeast Mo. St. vs UT Martin. Played at

Score by periods	1st	2nd	Total
Southeast Mo. St.	21	51	72
UT Martin	43	38	81

Points	In	Off	2nd	Fast	Bench
SEMO	26	42	29	11	21
UTM	32	18	0	12	12

GAME 27

SOUTHEAST MISSOURI 88, EASTERN ILLINOIS 79

February 16, 2019 • Lantz Arena • Charleston, Ill.

Southeast Missouri 88 • 9-18, 4-10 OVC

#	Player	Total	FG-TGA	3-Ptr	FT-TFA	Rebounds	Off	Def	TP	PF	TP	A	To	Blk	Stl	Min
23	TOLBERT, Sage	f	2-4	0-0	0-0	1	1	2	1	4	0	2	0	0	0	17
30	MCGLOTHAN, Gabe	f	5-8	2-3	1-2	1	9	10	4	13	2	1	1	0	30	
00	CALDWELL, Alex	g	2-3	1-2	0-0	1	0	1	3	5	1	0	0	0	13	
03	HOGAN, Skyler	g	6-14	1-4	0-0	1	3	4	2	13	2	1	0	1	24	
05	DALTON, Jonathan	g	4-6	1-1	8-9	0	2	2	2	17	5	3	0	2	32	
04	KAO, Oscar	g	4-6	1-1	0-0	0	0	0	2	9	4	1	0	1	19	
11	RUSSELL, Nygal	g	1-5	1-3	0-0	0	0	0	1	3	6	0	0	0	14	
13	GABLE, Isaiah	g	5-8	3-6	0-0	2	6	8	1	13	1	0	1	0	14	
25	BREWER, Ledarrus	g	2-4	1-2	0-0	0	5	5	0	5	2	2	1	0	19	
42	LAROS, Mark	g	3-5	0-0	0-0	0	2	2	0	6	0	0	0	0	9	
Team						1	3	4								
Totals			34-63	11-22	9-11	7	31	38	16	88	23	10	2	6	200	
FG % 1st Half: 19-33 57.6% 2nd half: 15-30 50.0% Game: 34-63 54.0% Deadball Rebounds 1																
3FG % 1st Half: 7-14 50.0% 2nd half: 4-8 50.0% Game: 11-22 50.0%																
FT % 1st Half: 1-2 50.0% 2nd half: 8-9 88.9% Game: 9-11 81.8%																

Eastern Illinois 79 • 14-13, 7-7 OVC

#	Player	Total		3-Ptr		Rebounds
---	--------	-------	--	-------	--	----------

YOUR REDHAWKS

2018-19 BASKETBALL NOTES

GAME 29

MURRAY STATE 103, SOUTHEAST MISSOURI 67

February 23, 2019 • CFSB Center • Murray, Ky.

Southeast Mo. St. 67 • 9-20, 4-12 OVC

#	Player	Total			3-Ptr			Rebounds			PF	TP	A	TO	Blk	Stl	Min
		FG	FGA	FG%	FT	FTA	FT%	Off	Def	Tot							
23	Sage Tolbert	1-5	0-0	3-3	3	2	5	3	5	1	1	2	1	15			
30	Gabe McGlothlan	1-2	1-2	1-2	1	4	5	2	8	0	3	1	2	27			
03	Skyler Hogan	3-8	2-3	0-0	0	0	0	0	8	2	1	0	1	24			
05	Jonathan Dalton	0-4	0-1	0-0	1	1	2	4	0	3	2	0	0	29			
11	Nygai Russell	4-7	0-2	4-5	0	2	2	3	12	0	1	0	0	21			
01	Khalil Cuffee	2-3	1-2	2-2	0	0	0	0	7	0	0	0	0	5			
04	Oscar Kao	1-4	1-1	0-0	1	0	1	0	3	4	2	0	0	20			
13	Isaiah Gable	6-10	3-7	1-1	0	0	0	0	16	1	2	0	0	19			
25	Ledarius Brewer	3-8	2-5	0-0	1	5	6	4	8	0	2	0	1	26			
42	Mark Laros	0-1	0-0	0-0	1	3	4	0	0	1	1	0	0	14			
Team		1			2			1									Deadball Rebounds
Totals		23-58	10-23	11-13	9	18	27	16	67	12	16	3	5	200			

FG % 1st Half: 9-34 26.5% 2nd half: 14-24 58.3% Game: 23-58 39.7%
 3FG % 1st Half: 5-13 38.5% 2nd half: 9-10 90.0% Game: 10-23 43.5%
 FT % 1st Half: 3-3 100.0 2nd half: 8-10 80.0% Game: 11-13 84.6%

Murray St. 103 • 23-4, 14-2 OVC

#	Player	Total			3-Ptr			Rebounds			PF	TP	A	TO	Blk	Stl	Min
		FG	FGA	FG%	FT	FTA	FT%	Off	Def	Tot							
23	KJ Williams	6-8	0-0	0-0	2	2	4	2	12	3	0	0	1	15			
32	Darnell Cowart	6-13	0-0	0-0	4	8	12	0	12	0	2	0	0	21			
10	Tevin Brown	7-12	5-9	2-2	1	3	4	2	21	3	0	0	1	31			
11	Shaq Buchanan	7-12	2-5	0-0	0	2	2	0	16	4	0	0	1	26			
12	Ja Morant	9-12	1-2	4-5	2	2	4	0	23	12	3	3	2	32			
00	Mike Davis	1-3	1-2	0-0	0	2	2	5	3	1	0	0	0	13			
04	Brion Sanchious	0-0	0-0	2-2	1	2	3	2	2	0	1	0	0	14			
13	Devin Gilmore	2-3	0-0	0-0	1	2	3	2	4	1	0	1	0	17			
14	Jaiveon Eaves	1-5	0-3	0-0	0	1	1	1	2	2	0	0	2	18			
22	Brion Whitley	1-2	1-1	3-3	0	0	0	0	6	1	0	0	2	10			
25	Jalen Johnson	1-2	0-1	0-0	0	0	0	0	2	1	0	0	0	3			
Team		3			4			7									Deadball Rebounds
Totals		41-72	10-23	11-12	14	28	42	14	103	28	8	4	9	200			

FG % 1st Half: 21-36 58.3% 2nd half: 20-36 55.6% Game: 41-72 56.9%
 3FG % 1st Half: 7-14 50.0% 2nd half: 3-9 33.3% Game: 10-23 43.5%
 FT % 1st Half: 2-3 66.7% 2nd half: 9-9 100.0% Game: 11-12 91.7%

Officials: Tavares Armour, David Carter, Greg Rennegarbe
 Technical fouls: Southeast Mo. St.-None. Murray St.-None.
 Attendance: 7762
 2018-19 Men's Basketball. Round: 0. Murray St. vs Southeast Mo. St.. Played at

Score by periods	1st	2nd	Total	Points	In	Off	2nd	Fast	Bench
Southeast Mo. St.	26	41	67	SEMO	4	0	0	0	0
Murray St.	51	52	103	MSU	6	5	2	3	0

GAME 30

SOUTHEAST MISSOURI 89, TENNESSEE STATE 74

February 28, 2019 • Show Me Center • Cape Girardeau, Mo.

Tennessee State 74 • 9-20, 6-11 OVC

#	Player	Total			3-Ptr			Rebounds			PF	TP	A	TO	Blk	Stl	Min
		FG	FGA	FG%	FT	FTA	FT%	Off	Def	Tot							
30	CHAFFEE JR., Stokley	5-9	0-0	0-0	3	4	7	3	10	1	1	2	0	30			
00	CHANEY, Armani	4-9	2-4	2-2	0	5	5	2	12	3	0	0	0	30			
03	FITPATRICK-DORSEY	1-4	0-1	0-1	1	3	4	5	2	1	2	0	0	16			
10	DAVIS, Tripp	5-11	2-8	1-2	0	4	4	2	13	0	0	0	2	35			
11	McKNIGHT, Kamar	2-9	0-2	2-2	0	4	4	5	6	1	1	0	1	19			
01	LITTLEJOHN, Michael	6-14	1-7	5-6	0	0	0	3	18	1	1	0	0	29			
02	EGBUTA, Emmanuel	2-2	0-0	3-6	2	1	3	4	7	0	1	0	0	24			
05	MORRIS, Dave	0-2	0-1	2-2	0	2	2	2	2	0	1	0	0	9			
23	HENDERSON, Dajion	2-2	0-0	0-0	3	0	3	0	4	0	2	0	0	8			
Team		2			0			2									Deadball Rebounds
Totals		27-62	5-23	15-21	11	23	34	26	74	7	9	2	3	200			

FG % 1st Half: 13-31 41.9% 2nd half: 14-31 45.2% Game: 27-62 43.5%
 3FG % 1st Half: 4-13 30.8% 2nd half: 1-10 10.0% Game: 5-23 21.7%
 FT % 1st Half: 4-7 57.1% 2nd half: 11-14 78.6% Game: 15-21 71.4%

Southeast Missouri 89 • 10-20, 5-12 OVC

#	Player	Total			3-Ptr			Rebounds			PF	TP	A	TO	Blk	Stl	Min
		FG	FGA	FG%	FT	FTA	FT%	Off	Def	Tot							
23	TOLBERT, Sage	1-4	0-0	8-13	0	5	5	4	10	1	1	0	1	22			
30	MCGLOTHAN, Gabe	3-5	2-2	0-0	1	4	5	4	8	0	3	1	0	22			
03	HOGAN, Skyler	5-6	2-2	3-4	0	6	6	2	15	0	2	0	0	30			
05	DALTON, Jonathan	3-6	1-2	6-6	1	3	4	2	13	5	1	0	0	29			
11	RUSSELL, Nygai	2-3	2-3	3-4	0	1	1	0	9	1	2	0	0	20			
04	KAO, Oscar	2-4	2-2	2-2	0	1	1	2	8	2	0	0	1	14			
13	GABLE, Isaiah	5-7	4-5	0-0	0	2	2	1	14	4	0	0	0	25			
25	BREWER, Ledarius	2-7	1-3	5-6	0	4	4	4	10	5	0	0	1	27			
42	LAROS, Mark	1-2	0-0	0-0	0	0	0	1	2	1	1	1	0	11			
Team		1			2			3									Deadball Rebounds
Totals		24-44	14-19	27-35	3	28	31	20	89	19	10	2	3	200			

FG % 1st Half: 14-26 53.8% 2nd half: 10-18 55.6% Game: 24-44 54.5%
 3FG % 1st Half: 7-10 70.0% 2nd half: 7-9 77.8% Game: 14-19 73.7%
 FT % 1st Half: 11-14 78.6% 2nd half: 16-21 76.2% Game: 27-35 77.1%

Officials: Tim Fitzgerald, John St. Clair, Ryan Odneal
 Technical fouls: Tennessee State-None. Southeast Missouri-None.
 Attendance: 1421

Score by periods	1st	2nd	Total	Points	In	Off	2nd	Fast	Bench
Tennessee State	34	40	74	TSU	38	16	13	4	31
Southeast Missouri	46	43	89	SEMO	8	9	4	4	34