

# YOUR REDHAWKS

2019 SOFTBALL MEDIA GUIDE



**#LETSSOAR**



**DO  
YOU  
HAVE  
THE  
WILL  
TO**

**make a  
medical  
discovery?**



**SOUTHEAST MISSOURI  
STATE UNIVERSITY · 1873**



# TABLE OF CONTENTS

## INTRO TO REDHAWK SOFTBALL

Media Information .....	2-3
Southeast Softball Complex.....	4-5
Softball Facilities.....	6-7
Academic Excellence.....	8-9
Social Development.....	10-11
Competitive Success.....	12-13
Sports Medicine.....	14-15
Redhawks & Under Armour .....	16-17
President Carlos Vargas .....	18-19
Director of Athletics Brady Barke .....	20-21
Athletics Staff.....	22-24

## SEASON PREVIEW

Season Outlook.....	26-27
Roster.....	28
Radio/TV Roster .....	29
Schedule.....	30

## COACHES

Head Coach Mark Redburn .....	32-33
Assistant Coaches.....	34

## PLAYER PROFILES

Meet the Redhawks.....	36-50
Newcomers.....	51-52

## YEAR IN REVIEW

2018 Final Statistics.....	54-60
Line Scores .....	61-64

## OPPONENTS

2019 Opponents.....	66-69
Series Results.....	70-78
Series Records.....	79-80

## THIS IS THE OVC

OVC History .....	82-89
2018 Final OVC Statistics.....	90-91
2019 OVC Tournament.....	92

## RECORDS & HISTORY

Honors & Awards .....	94-96
Miscellaneous Records.....	97
Single-Season Hitting .....	98
Career Hitting.....	99
Single-Season Pitching.....	100
Career Pitching.....	101
Team Single-Season Records.....	102-103
Annual Leaders .....	104-107
Yearly Results.....	108-116
Postseason History.....	117
Coaching History .....	118

## THIS IS SEMO


University Pages.....	120-126
-----------------------	---------

## CREDITS

The 2019 Southeast Missouri Softball Media Guide was written, edited and designed by Assistant Director of Athletics for Strategic Communications Jeff Honza. Additional assistance by Morgan Harding and Eric Mueller. Photography by Marc Mahnke, Josh Russell and Nick South. Special thanks to opposing school media relations personnel for submitting information to the opponents section of this guide.







# MEDIA

## **CREDENTIALS**

Credentials are required for entrance to the Southeast Softball Complex Press Box. To request season or single-game credentials, please contact Southeast Missouri Sports Information by phone at (573) 651-2933 or email at [jhonza@semo.edu/redhawk1@me.com](mailto:jhonza@semo.edu/redhawk1@me.com). Credentials can be picked up in the press box on gamedays.

## **PRESS BOX DECORUM**

Professional decorum is expected at all times in the Southeast Softball Complex Press Box. Cheering or outward expression is strictly prohibited.

## **PHOTOGRAPHERS**

Photographers are encouraged to use caution when shooting at the Southeast Softball Complex. Please check with the Southeast Sports Information Office regarding approval to shoot at the facility. Photographers are also required to adhere to all photo policies and work from designated areas.

## **POSTGAME INTERVIEWS**

Anyone wishing to interview a Southeast student-athlete must notify Jeff Honza prior to the end of each game. Head Coach Mark Redburn and select student-athletes will be available on the field immediately following a 10-minute cooling off period. Media are not permitted to be in the dugout areas.

## **SOFTBALL EMAIL LIST**

If you would like to be added to the Redhawk softball email list to receive breaking news about the team, please email Jeff Honza.

## **GOSEOUTHEAST.COM**

GoSoutheast.com is the best source for up-to-date information on the Redhawk softball team.

## **GAMEDAY SERVICES**

Statistics, rosters and game notes will be provided prior to each game/doubleheader. Final box scores and play-by-play accounts will also be distributed after all contests.

## **LIVE STATS**

Live Stats for all Southeast Missouri home softball games can be accessed online at [GoSoutheast.com](http://GoSoutheast.com). StatBroadcast Live is the official live stats platform of Redhawk Athletics.



**STATB.US/L/SEMO**

## **ESPN+**

The Ohio Valley Conference and ESPN have reached an extension of their media rights agreement, which will now include a minimum of 600 conference events on ESPN+, the recently launched multi-sport, direct-to-consumer subscription streaming service from The Walt Disney Company Direct-to-Consumer & International segment and ESPN. Select





## STRATEGIC COMMUNICATIONS



### **JEFF HONZA, ASSISTANT ATHLETICS DIRECTOR FOR STRATEGIC COMMUNICATIONS**

Football, Men's Basketball, Softball, Administration

**Office:** (573) 651-2933

**Cell:** (618) 528-1145

**Email:** jhonza@semo.edu, redhawk1@me.com



### **MORGAN HARDING, ASSISTANT DIRECTOR OF STRATEGIC COMMUNICATIONS**

Soccer, Women's Basketball, Baseball, Secondary Volleyball, Secondary Gymnastics

**Office:** (573) 651-2294

**Cell:** (812) 306-8211

**Email:** mharding@semo.edu



### **ERIC MUELLER, GRADUATE ASSISTANT**

Volleyball, Cross Country, Gymnastics, Track & Field, Tennis

**Office:** (573) 651-2937

**Cell:** (630) 267-5145

**Email:** ejmueller@semo.edu

# GOSOUTHEAST.COM

### **SOUTHEAST MISSOURI STRATEGIC COMMUNICATIONS**

One University Plaza MS 0200

Cape Girardeau, MO 63701

**Phone:** (573) 651-2294

**Fax:** (573) 651-2810

# INFORMATION

Southeast Missouri softball games will air live on ESPN+ this season. ESPN+ is the first-ever multi-sport, direct-to-consumer subscription streaming service from The Walt Disney Company's Direct-to-Consumer and International division in partnership with ESPN. It offers fans thousands of additional live events, on-demand content and original programming not available on ESPN's linear TV or digital networks. ESPN+ is an integrated part of the completely redesigned ESPN App. Already the leading sports app, the new ESPN App is the premier all-in-one digital sports platform for fans across mobile and tv-connected devices. ESPN+ is also available through ESPN.com.



### **2019 SOUTHEAST MISSOURI ESPN+ HOME SCHEDULE**

March 5

vs. Loyola-Chicago (DH)

March 14

vs. Missouri State

March 20

vs. Southern Illinois

March 29

vs. Morehead State (DH)

March 31

vs. Eastern Kentucky (DH)

April 12

vs. Austin Peay (DH)

April 14

vs. Murray State (DH)



@GOSOUTHEAST  
@SEMOSOFTBALL



GOSOUTHEAST




GOSOUTHEAST SEMOREDHAWKS



# #LETSSOAR



GOSOUTHEAST.COM



# SOFTBALL

**T**he Southeast Softball Complex will serve as the home of the Redhawks for the 20th year in 2019.

The complex contains three regulation softball fields, all of which have lights. The facility includes batting cages, an air-conditioned press box large enough to accommodate print and broadcast media, and bleacher seating for 600. In addition, there is a hill beyond the right field fence that provides fans with a unique view of the action.

Southeast played Northern Iowa in its first game at this facility on Mar. 6, 1999. Prior to that, the Redhawks played their home games at Parker Field, located in the heart of the Southeast Missouri campus.

The Southeast Softball Complex was constructed as part

of Southeast Missouri's effort to improve its sports facilities. At the time, that project also included new tennis courts, a FieldTurf artificial playing surface for the football and soccer teams, the resurfacing of the Abe Stuber track and new locker rooms for the volleyball, baseball and men's and women's basketball programs.

Recent renovations to the Southeast Softball Complex include a fenced backstop with concrete base and netting, reconfiguration of batting cages (including new turf and netting) and concrete under the bleacher areas.

A windscreen along the outfield wall, state-of-the-art scoreboard and protective fencing in front of both dugouts were other upgrades made to the Southeast Softball Complex in recent years.

## DIRECTIONS

### *From Illinois:*

*From Route 146, cross bridge and make a right at the first stoplight onto Sprigg Street. Follow Sprigg Street past the Show Me Center. The Southeast Softball Complex will be on the left hand side 1/8 of a mile past the Show Me Center.*

### *From Interstate 55:*

*Take Exit 99 (Kingshighway). Follow signs toward Cape Girardeau. Make left onto Lexington and follow for two miles. Make right onto North Sprigg (not Old Sprigg which will come first). Follow for 1/4 mile and complex will be on the right.*





# COMPLEX

## ***SOUTHEAST SOFTBALL COMPLEX FACTS***

Overall Record.....	154-139 (.525)
Field Dimensions	
Left.....	190
Center.....	220
Right.....	190
Capacity.....	600
Largest Crowd.....	325
vs. Saint Louis (Apr. 22, 2015)	
Longest Game.....	3:31
vs. Eastern Illinois (Apr. 23, 2003)	
Shortest Game.....	1:00
Several times, last vs. Eastern Ky. (May 7, 2011)	
Most Innings.....	12
2x, last vs. Eastern Kentucky (May 8, 2011)	
First Game.....	vs. Northern Iowa (May 6, 1999)
First Win.....	5-1, vs. Harvard (Mar. 7, 1999)
First Home Run.....	Jenny Oermann
vs. Saint Louis (Mar. 24, 1999)	
First Win by a Pitcher.....	Christine Engelhardt
vs. Harvard (Mar. 7, 1999)	
First Run Scored.....	Michelle Frank
vs. Northern Iowa (Mar. 6, 1999)	
First Triple.....	Kelsey White
vs. Northern Iowa (Mar. 6, 1999)	
First Official At-Bat.....	Jackie Paulus
vs. Northern Iowa (Mar. 6, 1999)	
First Stolen Base.....	Anne Trieb
vs. Northern Iowa (Mar. 6, 1999)	

## ***SOUTHEAST SOFTBALL COMPLEX RECORDS***

Runs.....	17, vs. Lipscomb (Mar. 9, 2003)
Hits.....	16, vs. Tennessee State (Apr. 21, 2012)
Doubles.....	6, 2x, last vs. IUPUI (Mar. 11, 2007)
Triples.....	3, vs. UT Martin (Apr. 6, 1999)
Home Runs.....	6, vs. Eastern Illinois (Apr. 25, 2015)
Walks.....	7, 3x, last vs. Tennessee State (Apr. 8, 2006)
Stolen Bases.....	6, vs. Morehead State (Apr. 18, 2015)
Errors.....	8, vs. Eastern Kentucky (Mar. 31, 2007)
Strikeouts.....	14, vs. Austin Peay (Apr. 14, 2007)

## ***SOUTHEAST SOFTBALL COMPLEX OPPONENT RECORDS***

Runs.....	14
by UT Martin (May 4, 2013)	
Hits.....	16
4x, last by SIUE (Mar. 28, 2015)	
Errors.....	7
3x, last by Austin Peay (Apr. 2, 2010)	







# SOFTBALL





# FACILITIES







# ACADEMIC

**T**he Holcomb Success Center offers Southeast Missouri student-athletes a place to study and develop as students and campus leaders.

It is located in the Student Recreation Center, just south of Houck Field. The Holcomb Success Center offers a computer lab with 18 work terminals, study areas and rooms for group meetings. The facility houses the Southeast Academic Services staff and main weight room for Redhawk student-athletes.

The beautiful facility has enhanced the outstanding work in the classroom already enjoyed by Southeast student-athletes.

Last year, the Redhawks recorded a 3.21 cumulative grade point average in the fall and spring semesters. Women's tennis paved the way with a

3.76 cumulative GPA, while gymnastics, women's cross country and women's soccer followed close behind with 3.70, 3.69 and 3.68 marks, respectively.

In all, 211 student-athletes finished with a 3.0 or higher cumulative GPA, including 12 with a 4.0 and 115 at 3.5 or better. That total accounted for over 64 percent of the entire student-athlete population.

During the spring semester alone, the Redhawks had nine programs post a 3.10 or better GPA, including women's tennis (3.87), women's cross country (3.66), women's soccer (3.65), gymnastics (3.60), softball (3.59), women's basketball (3.39), women's track & field (3.36), volleyball (3.29) and baseball (3.17).

Tutors are available for all

student-athletes as needed. In addition, both attendance and academic progress is monitored through regular checks with faculty.

A special course is required for all first time student-athletes at Southeast. The course, which offers three credit hours, is part of a comprehensive program developed to address study skills and life skills topics, and thus, enhance retention and academic success for student-athletes.

Entering student-athletes are evaluated for academic preparedness and assigned to appropriate categories.

Student-athletes can also receive individualized academic programs which include meeting with a mentor bi-weekly to discuss academic progress.

The Holcomb Success Center staff works to get athletes involved in campus and community projects, as well. This is done to provide a support structure and greater opportunity for academic success. Through the NCAA's CHAMPS/Life Skills Program, the Holcomb Success Center gives student-athletes personal and professional skills in order to facilitate successful and productive futures.







# EXCELLENCE





# SOCIAL

**S**tudent-athletes and coaches at Southeast Missouri are dedicated to giving back to the community that so generously supports them.

Redhawk softball2 student-athletes have opportunities to participate in a variety of community service activities each year. Community involvement helps provide a support structure and greater opportunity for academic success.

We are proud of the level of commitment shown by our student-athletes and always encourage them to participate in community service projects here at Southeast.

Southeast student-athletes also have the opportunity to participate in the Redhawks BRIDGE Program. The mission of the Redhawks BRIDGE Program

is to develop a comprehensive student-athlete development program by Building Responsible Individuals and Delivering Gainful Experiences. This program provides student-athletes with both leadership and life skills experiences through interactive programming that will prepare them to be successful in life after athletics. The leadership programming will teach student-athletes about Southeast's culture and allow them to learn, develop, and apply leadership skills. The life skills programming provides educational programs designed to assist student-athletes in identifying and applying transferable skills and experiences to prepare them to succeed outside of the athletic arena.







# DEVELOPMENT



#LETSSOAR







# COMPETITIVE

**S**outheast Missouri's Strength and Conditioning program is committed to developing the total student-athlete through their experiences within a competitive training environment.

Southeast's weight room renovations at the Holcomb Success Center were completed in January, 2016.

Indoor turf, weights, equipment and lifting platforms were added as part of the renovation, which cost \$500,000. The facility now has more space and equipment to handle Southeast's larger teams or multiple teams training at the same time. Branding and new lighting were also included in the overall project.

The newly-renovated weight room enhances training with the best equipment available and is

able to accommodate larger teams or multiple teams training at the same time.

## ***TRAINING PRINCIPLES FOR SOUTHEAST ATHLETES***

1. *Reduce the risk of injuries*
  - If a student-athlete is injured, he/she will not be able to compete at practice or games.
2. *Ensure the athletes are optimally prepared to compete*
  - It is our responsibility to best manage all stressors that are placed on the student-athletes body in order to achieve the best results on the playing field.

3. *Maximize athletic ability*
  - We challenge each athlete, both physically and mentally, in order to achieve optimal results.

## ***EXERCISES FOR SOUTHEAST ATHLETES ARE BASED ON THE FOLLOWING PRINCIPLES:***

1. *Ground Based Movements*
  - Athletes compete with their feet on the ground, and therefore, should train that way. The ability to produce force against the ground determines how fast athletes can run and how high they can jump.

2. *Three-Dimensional Movements*
  - Athletes must be able to stabilize themselves in all planes of movement. A fancy way of saying we use free weights (barbells/dumbbells vs. machines).

3. *Multi-Joint Movements*
  - Very rarely in sport do athletes isolate one single joint at a time. Athletes can train more muscle mass at the same time.





**SUCCESS**







# SPORTS

**P**revention. Treatment. Rehabilitation. Education. Those are the four primary phases of athletic training, and the Southeast Missouri athletic training staff strives to fulfill all of those areas when working with student-athletes on a daily basis.

Southeast student-athletes are offered the best care possible by the athletic training staff. The Sports Medicine department includes five full-time athletic trainers, six graduate assistants and several student assistants. The staff serves student-athletes around-the-clock at numerous facilities on campus.

The athletic trainers begin treatments and rehabilitation starting as early as 6 a.m., and are available until the last student-athlete is through.

There are currently four athletic

training facilities on campus. The staff treats out of the Rosengarten Athletic Complex, where the primary training room is located. There are two other satellite athletic training rooms, including one at Houck Field House and one at the Show Me Center.

The Southeast athletic training rooms are equipped with stationary bikes, hand weights, therapeutic modalities and the latest physical therapy equipment. Each component is strategically designed to not only give the student-athlete the best care, but also to aid in returning to competition as quickly as possible.

Southeast Athletic Training has strong working relationships with local physicians and two hospitals in Cape Girardeau. It is from

these hospitals that the Athletic Training department is assisted by four orthopedic physicians.

The Southeast Athletic Training program prides and commits itself to providing the best comprehensive, personalized and efficient healthcare to its student-athletes. Delivery of healthcare focuses on the prevention and

management of athletic-related injuries or illnesses, while adhering to the National Athletic Trainers' Board of Certification Standards of Professional Practice. Our high quality of athletic healthcare is provided in combination with the education of athletic training students.







# MEDICINE





# REDHAWKS &

**S**outheast Missouri and Under Armour, Inc. (NYSE: UA, UAA) announced a new partnership agreement. The Baltimore-based global leader in performance footwear, apparel and equipment became the official outfitter of Southeast Missouri Athletics on July 1, 2018.

As part of the multi-year agreement, Under Armour will provide on-field and training gear for 15 sports. Additionally, Under Armour will outfit members of the athletic department including coaches and staff.

"We are extremely excited to announce our partnership with Under Armour and BSN SPORTS to outfit our student-athletes and coaches with the highest quality apparel in the market," said Director of Athletics Brady Barke. "Having two of the industry

leaders in athletic apparel associated with us will expand the resources available to each of our teams and significantly benefit our student-athletes."

The new official outfitter agreement includes marketing entitlement that will complement Under Armour's brand marketing campaigns through print and venue presence at the University.

Southeast Missouri's athletic programs include football, men's basketball, women's basketball, baseball, men's cross country, women's cross country, softball, women's tennis, volleyball, women's soccer, men's outdoor track & field, men's indoor track & field, women's outdoor track & field, women's indoor track & field and women's gymnastics.

The Redhawks compete at the NCAA Division I level and

are part of the NCAA Football Championship Subdivision (formerly I-AA) in football. Southeast first became a member of the Ohio Valley Conference when it moved to NCAA Division I in 1991-92. The Redhawks have won 53 OVC regular-season championships and 18 OVC tournament titles during their first 26 years in the league. Southeast also won seven Women's All-Sports trophies in that span.

Southeast Missouri joins the growing Under Armour roster of NCAA partners that includes the University of California, Los Angeles, University of California, Berkeley, University of Wisconsin, University of Notre Dame, Naval Academy Athletic Association, University of Maryland, Texas Tech University, Northwestern University, University of

Cincinnati, Boston College, University of Utah, University of South Carolina and Auburn University.

## ***ABOUT UNDER ARMOUR***

Under Armour, Inc., headquartered in Baltimore, Maryland is a leading innovator, marketer and distributor of branded performance athletic apparel, footwear and accessories. Designed to make all athletes better, the brand's innovative products are sold worldwide to consumers with active lifestyles. The company's Connected Fitness™ platform powers the world's largest digitally connected health and fitness community. For further information, visit [www.uabiz.com](http://www.uabiz.com).







# UNDER ARMOUR





# PRESIDENT

**D**r. Carlos Vargas became the 18th president of Southeast Missouri State University July 1, 2015, after having served as acting president at Kutztown University of Pennsylvania.

Since becoming president, Dr. Vargas has launched initiatives to marshal the resources, leverage opportunities and address a variety of challenges and needs of Southeast Missouri State University. He has set as primary goals for the institution the support for student persistence and retention.

He has encouraged and supported the identification and development of innovative academic programs, including bachelor's degrees in Unmanned Aircraft Systems, Geographic Information Science, and

industrial and systems engineering. He has continued to support the globalization of the campus through expansion of study-abroad experiences, extensive engagement of international students, and encouragement of students on campus and abroad to explore cultural interaction. He has championed the work of the President's Task Force on Diversity Education and continued emphasizing the expectations for enhancement of the teacher-scholar model. Under President Vargas' leadership, regional partnerships and collaborations have been solidified, including several joint initiatives with Three Rivers, Mineral Area and other community colleges.

Prior to assuming the presidency at Southeast, Dr.

Vargas served one year as acting president of Kutztown University, where he also served as the provost and vice president for academic and student affairs.

Prior to his tenure at Kutztown, Dr. Vargas was at Central State University in Wilberforce, Ohio, where he served as provost and vice president for academic affairs. He previously served in several roles at Kent State University (Ohio) for a total of 18 years, including founding director of the program on electron beam technology. He was also Kent's associate dean for research, interim assistant dean for research and interim assistant dean for the School of Technology. He started his tenure at Kent State in 1985 as a professor, and continued to teach until his departure from the

university in 2003.

Dr. Vargas began his career in higher education at the National Autonomous University of Mexico (UNAM), from which he received a Bachelor of Science in physics.

He earned his Ph.D. in physics and aerospace science from the University of Michigan and he has Master of Science degrees from Michigan in both physics and aerospace science. He is married to Pam Vargas, who currently serves as director of Research and Grant Development at Southeast, and they have a son, a daughter, and two granddaughters.








# VARGAS

## SOUTHEAST MISSOURI STATE BOARD OF REGENTS



**EDWARD P. GARGAS**  
President



**PHILLIP M. BRITT**



**TINA L. KLOCKE**



**JAY B. KNUDTSON**



**JIM LIMBAUGH**



**KENDRA NEELY-MARTIN**



**LUKE M. LEGRAND**  
Student Representative





# BRADY

**B**rady Barke is in his third year as Southeast Missouri's Director of Athletics.

Barke served as the Interim Director of Athletics since July, 2015, before being named to the permanent position of Director of Athletics on June 7, 2016.

Most recently, Barke reached a multi-year agreement with Under Armour. The Baltimore-based global leader in performance footwear, apparel and equipment became the official outfitter of Southeast Missouri Athletics on July 1, 2018.

As part of the multi-year agreement, Under Armour will provide on-field and training gear for 15 sports. Additionally, Under Armour will outfit members of the athletic department including coaches and staff.

Academically, Southeast's athletic teams recorded a 3.21

cumulative grade point average in 2017-18. Women's tennis paved the way with a 3.76 cumulative GPA, while gymnastics, women's cross country and women's soccer followed close behind with 3.70, 3.69 and 3.68 marks, respectively.

In all, 211 student-athletes finished with a 3.0 or higher cumulative GPA, including 12 with a 4.0 and 115 at 3.5 or better. That total accounted for over 64 percent of the entire student-athlete population.

During his first year in 2016-17, Barke introduced Andy Sawyers as the Redhawks head baseball coach and worked tirelessly on two major renovation projects.

Nearly a month after Sawyers was hired, Southeast Missouri State and the City of Cape Girardeau officially broke ground on Capaha Field. New synthetic turf, new fencing and a digital scoreboard in the outfield were

added as part of the \$1.8 million project that was completed before Southeast's season-opener. More improvements are in the works at Capaha Field.

On Feb. 3, 2017, Southeast formally dedicated Holcomb Success Center. To honor the long-time service and philanthropy of Dr. John and Judy Holcomb, the University named the facility the Holcomb Success Center located in the Student Recreation Center-South.

Indoor turf, weights, equipment and lifting platforms were added as part of the renovation at a cost of \$500,000. The facility now has more space and equipment to handle Southeast's larger teams or multiple teams training at the same time. Barke helped secure the Holcombs gift, the largest single cash gift in Southeast Athletics history.

Major improvements were also made to the second floor of the building where athletic academic services are housed. This space provides student-athletes with places to study and features a computer lab with 30 work terminals and rooms for group meetings. Staff members assist student-athletes with life skills development, academic advising and academic progress toward degree requirements and NCAA eligibility.

More than \$240,000 in pledges for the Redhawks Club unrestricted booster fund has been raised under Barke's leadership. It is the largest total since the 2003-04 school year. More than \$266,000 was raised in Sponsorship & Marketing contracts for FY18 marking the fourth-consecutive year of Sponsorship and Marketing revenues.







# BARKE

Football and volleyball ticket sales revenue were the second-highest total in the last 12 years.

Barke has also worked hard to enhance Redhawks branding around the community. Redhawk banners, S-E! M-O! billboards, Welcome to Redhawk country and Your Redhawks yard signs are prominently displayed all over Cape Girardeau.

Barke created the Redhawks Trivia Night & Auction, a sold out event that generated over \$40,000 in net revenue its first year. In addition, he launched the Redhawks BRIDGE program which provides student-athletes with both leadership and life skills experiences through interactive programming that will prepare them to be successful in life after athletics.

Barke, senior associate to the president and secretary to the Board of Regents at Southeast,

officially began as Director of Athletics on July 1, 2016.

Barke served as Interim Associate Director of Athletics for Compliance & Student Support Services before being named the Senior Associate to the President and Secretary to the Southeast Missouri State University Board of Regents in 2013.

He began his tenure at Southeast in 2008 as Assistant Director of Athletics for Compliance & Eligibility. Barke previously served as a governance intern with the NCAA national headquarters in Indianapolis, and as a law clerk with the Southern Illinois University-Carbondale Department of Athletics Compliance Office.

Barke has served as a member of the National Association of Athletics Compliance (NAAC), chaired the NAAC Education Committee, and was a member

of the NAAC Board of Directors. He has facilitated the NCAA Regional Leadership Academy, and served on both the NCAA Sports Wagering Task Force and the Olympic Sports Liaison Committee.


Barke has a juris doctorate degree from Southern Illinois University School of Law, an MBA from Southeast Missouri State University, and a bachelor of science degree in biology from Webster University. While a student at Webster, Barke was a member of both the basketball and golf teams and was inducted into the Webster Athletic Hall of Fame.

He and his wife, Halley, are parents of three children, Mabrie, Jackson, and Kolbe.






**NATE SAVERINO**  
Associate Director of  
Athletics/External Affairs




**DR. SHANNON YATES**  
Associate Director of Athletics/  
Senior Woman Administrator



**DR. ROBERT GREIM**  
Assistant Director of  
Athletics/Compliance



**JEFF HONZA**  
Assistant Director of  
Athletics/Strategic Communications



**ELIZABETH BRUCKER**  
Director of Business  
Operations

# ATHLETICS




**BETH EASTER**  
Faculty Athletics Representative



**KAREN GLEESON**  
Senior Administrative  
Assistant



**KENT PHILLIPS**  
Coordinator of Facilities &  
Event Management



**PHILLIP LADY**  
Coordinator of Marketing &  
Promotions



**BRAD KOESTER**  
Ticket Office Manager




**KATIE GRIFFIN**  
Academic Services Director



**MARCIA HENDRIX**  
Insurance Coordinator



**BARB KINSEY**  
Development




**SAMANTHA PAIGE**  
Academic Services  
Coordinator




**BEN FOX**  
Co-Head Athletic Trainer







**AMANDA MARTIN**  
Co-Head Athletic Trainer



**HOLLY REYNOLDS**  
Assistant Athletic Trainer



**TATIANNA PARHAM**  
Sundancers



**BILLY HOSKINS**  
Cheerleaders



**JARED WALDHOFF**  
Assistant Director of  
Compliance



**CHARLIE BALCOM**  
Coordinator of Digital Media




**ANDY SAWYERS**  
Head Baseball Coach



**CRAIG RINGE**  
Assistant Baseball Coach



**MATTHEW KINNEY**  
Associate Baseball Coach



**BRIAN LEES**  
Volunteer Assistant  
Baseball Coach

# STAFF



**REKHA PATTERSON**  
Head Women's Basketball Coach



**CHANTE CRUTCHFIELD**  
Assistant Women's  
Basketball Coach



**MORGAN EYE**  
Assistant Women's  
Basketball Coach



**BROOKE HENGST**  
Women's Basketball  
Director of Operations




**BRITTANY WINBORNE**  
Women's Basketball  
Graduate Assistant




**RICK RAY**  
Head Men's Basketball Coach



**ADAM GORDON**  
Associate Head  
Men's Basketball Coach



**NICK LAGROONE**  
Assistant Men's Basketball Coach



**KEITH PICKENS**  
Assistant Men's Basketball Coach



**AL MYERS**  
Men's Basketball  
Director of Operations






**RYAN LANE**  
Cross Country Coach



**TOM MATUKEWICZ**  
Head Football Coach



**BRYCE SAIA**  
Assistant Football Coach



**JEROMY MCDOWELL**  
Assistant Football Coach




**MATT MARTIN**  
Assistant Football Coach



**JOE UHLS**  
Assistant Football Coach



**BEN BLAKE**  
Assistant Football Coach



**RAY SMITH**  
Assistant Football Coach



**TYLER FRENCH**  
Assistant Football Coach



**JUSTIN DRUDIK**  
Assistant Football Coach




**ASHLEY LAWSON**  
Head Women's Gymnastics Coach



**CHRIS LICAMELI**  
Assistant Gymnastics Coach



**HEATHER NELSON**  
Head Soccer Coach



**PAUL NELSON**  
Associate Head Soccer Coach




**MARY BETH GUNN**  
Head Women's Tennis Coach



**ERIC CRUMPECKER**  
Head Track & Field Coach



**DANIELLE BURBAGE**  
Assistant Track & Field Coach



**CHRIS NAVARRO**  
Assistant Track & Field Coach



**JULIE YANKUS**  
Head Volleyball Coach




**KRISTIN JONES**  
Assistant Athletic Trainer



**CARLY THOMAS**  
Assistant Volleyball Coach



**MORGAN HARDING**  
Strategic Communications



**ERIC MUELLER**  
Strategic Communications



**TYLER NIEMANN**  
Marketing & Promotions







# SEASON PREVIEW



# SOUTHEAST MISSOURI SOFTBALL

## SEASON OUTLOOK

**S**outheast Missouri is coming off its best season in 20 years and looks to pay that success forward in 2019.

The Redhawks took a giant step ahead when they went 33-20 overall and finished fourth in the Ohio Valley Conference with a 15-7 mark in 2018. SEMO claimed its first winning season in seven years and broke four single-season school records along the way.

Now, as SEMO turns the page to this year, the Redhawks have all the makings for another strong run.

"We're excited and ready for this season," said fifth-year head coach Mark Redburn. "We have everyone back. Our pitching and catching depth is there, and we return eight of our top nine hitters. We're really looking forward to seeing how this team builds on the success it had last season."

The 2019 campaign is the 43rd season in SEMO softball

history. The Redhawks bring back eight starters, two starting pitchers and their top relief pitcher from last season.

### CATCHER

The only starter SEMO lost was at catcher as the Redhawks are working to fill the void left by Second-Team All-OVC selection Abby Tillotson.

Junior **Rachael Donald (Dupu, Ill.)**, in her third year with the program, is expected to take over that position.

Donald saw action in 11 contests and made two starts last season. She knows the system, but simply didn't get a lot of in-game reps because of the two, now departed, catchers ahead of her (Tillotson, Riley Hayes).

Sophomore **Ashley Emert (East Peoria, Ill.)** sprinkles in some extra NCAA Division I experience, joining the Redhawks from Missouri Valley Conference member Illinois State.

Emert started one game and played in 11 contests as a freshman there last season.

Freshman **Chelsy Pena (Columbia, Ill.)** and senior **Mackenzie Long (Lee's Summit, Mo.)** are other options.

Pena claimed All-State and All-Conference laurels at Columbia High School, where she hit .458 with 14 doubles, three triples and a team-high nine home runs as a senior.

Long widens the depth even though catcher is really not her primary position.

"Right now, we have catchers back there that we are confident can do the job for us," said Redburn.

### INFIELD

SEMO is loaded again on the infield with its four starters returning for the second year in a row.

Junior **Ashley Ellis (Arnold, Mo.)** is back at first base, senior **Parker Bandy (Springfield, Ill.)** returns at second base, senior **Sarah Messex (Sullivan, Mo.)** is back at shortstop and junior **Addison Barnouski (O'Fallon, Ill.)** returns at third base. Both Ellis and Messex started every game in 2018.

Ellis collected 29 hits, 18 runs scored, four doubles, a triple, five home runs and 21 RBI.

Bandy hit just under .300 (.299) with 24 runs scored, seven doubles, two triples, two home runs and 20 RBI in 51 starts.

Messex, who enters her senior year with a streak of 152 consecutive starts, garnered All-OVC honors for the first time in her career when she was a second-team pick last season.

She led the Redhawks with eight home runs and 37 RBI, and ranked second with nine stolen bases. Messex was a perfect 7-of-7 on the basepaths in league play.

Barnouski ranked second on the team in doubles (8) and home runs (7) a year ago. She notched a .524 slugging percentage and was a flawless 6-of-6 in stolen bases.

The experienced group of Ellis (100), Bandy (99), Messex (152) and Barnouski (73) logged a combined 424 starts so far in their careers.

"We are extremely solid on the infield and this group gives us a lot of production in our lineup," commented Redburn. "They are experienced and have played a lot of games together."

The rest of the Redhawk infielders are returnees **Danina Marton (So., Northridge, Calif.)**, **Madison Harris (Jr., Imperial, Mo.)** and **Kaylee Anderson (So., Warrenton, Mo.)**, and freshmen **Payton Pierce (Metropolis, Ill.)**, **Leaha Winger (Johnston City, Ill.)** and **Anna Griffin (Bentonville, Ark.)**.

### OUTFIELD

Four outfielders have legitimate starting experience and it will be exciting to see how SEMO uses that to its advantage this season.

Two-time First-Team All-OVC and Second-Team NFCA All-Region center fielder **Rachel Anderson (Edwardsville, Ill.)** is the headliner of the group.

Anderson led the Redhawks in batting average (.373), slugging percentage (.547), runs (36),





# SOUTHEAST MISSOURI SOFTBALL



## SEASON OUTLOOK

hits (56), triples (6), doubles (11), total bases (82), walks (25), stolen bases (15), total plate appearances (184), at-bats (150) and games played (53) last season. She ranked third in the OVC in batting average, fourth in on-base percentage and first in triples. Nationally, Anderson was 11th in triples and 19th in triples per game. In addition, she enters this season on a 16-game hitting streak and has reached base safely in each of her last 23 games. Anderson has never missed a start in her SEMO career, as well.

Senior **Mykaela Arellanes (Foristell, Mo.)** returns in right field.

Arellanes was SEMO's second-leading hitter behind Anderson with a .355 batting average. She ranked second on the team in runs scored (28), hits (49), doubles (8), triples (2), on-base percentage (.441) and stolen bases (9). Arellanes finished sixth among OVC individuals in batting average.

Juniors **Claudia Gallo (Arnold, Mo.)** and **Brooke Rheinecker (St. Louis, Mo.)** are also back after splitting starting duties in left field a year ago.

Gallo ranked fourth on the team with a .290 batting average in 40 games and 22 starts, while Rheinecker had a team-high eight sacrifice hits in 33 starts. Gallo and Rheinecker give Redburn the opportunity to create some platoon situations with their different offensive styles.

Junior **Randi Dae Conway (Morganfield, Ky.)** will also see playing time in the outfield.

Conway played in 41 games and made nine of her 16 starts in

the outfield a year ago. She scored 15 runs, added nine hits and three stolen bases.

### PITCHING

Despite the loss of its ace, Madeline Krumrey, from last season, SEMO's pitching is in great shape with two returning starters and its top reliever.

Senior **Haley Thogmartin (St. Louis, Mo.)** will take over as the Redhawks number one starter.

Thogmartin made a team-high 30 appearances and started 17 games in the circle a year ago. She led the team with a 2.04 ERA, threw four complete games and tossed a pair of shutouts. Thogmartin finished second on the team with 78 strikeouts in 113 innings. She also went 6-2 with a 1.88 ERA in OVC action.


Junior **Alexis Estes (Lane, Ill.)** followed Thogmartin with a 3-1 record in 19 appearances and six starts in 2018.

Estes combined on two shutouts and tallied 19 strikeouts in 34.1 innings of work.

**Sophomore Rachel Rook (Republic, Mo.)** is coming off a nice rookie season out of the bullpen.

Rook pitched in 26 games and made three starts as a freshman. She put together a 5-5 record with a 3.04 ERA and team-high four saves. Rook was second on the team in ERA and strikeouts (54), and third in wins. She led the OVC in games finished (20) and relief appearances (23), while ranking 25th in the nation in saves.

Freshman **Marisa Davis (Kansas City, Mo.)** is the newest addition to SEMO's



pitching staff.

Davis joins the Redhawks from Lee's Summit North High School, where she was a first-team all-conference, all-region and all-state pick.

### 2019 SCHEDULE

Southeast Missouri's softball team will play a 56-game schedule with 14 contests at the Southeast Softball Complex this upcoming 2019 season.

SEMO will play outside of Cape Girardeau for its first 19 games. The Redhawks open the season at the Ramada UNI Dome Classic where they will face South Dakota State (Feb. 8), tournament host Northern Iowa (Feb. 8, Feb. 9), Toledo (Feb. 9) and Drake (Feb. 10) in Cedar Falls, Iowa.

The Redhawks participate in the Louisiana Tech Invitational (Feb. 15-17) in Ruston, Louisiana, the Arkansas Razorback Invitational (Feb. 21-23) in Fayetteville, Arkansas and

the UCA Classic (Mar. 1-3) in Conway, Arkansas after that.

SEMO hosts Loyola-Chicago in a doubleheader for its home-opener on Mar. 5 before heading to the Jayhawk Classic (Mar. 8-10) in Lawrence, Kansas. Following a single home game matchup with Missouri State (Mar. 14), the Redhawks compete at the Billiken Spring Tournament (Mar. 16-17) in St. Louis.

A single home game against longstanding rival Southern Illinois (Mar. 20) and road doubleheader at Southeastern Conference member Missouri (Apr. 23) complete SEMO's non-conference slate.

The Redhawks open their 22-game Ohio Valley Conference schedule on the road with doubleheaders at Tennessee State (Mar. 23) and Belmont (Mar. 24).

In all, five NCAA Tournament teams from last season are on the Redhawks schedule in 2019.





# SOUTHEAST MISSOURI SOFTBALL

## 2019 ROSTER

### NUMERICAL

No.	Name	Pos.	Ht.	B/T	Cl.	Hometown (High School/College)
1	Payton Pierce	INF	5-6	R/R	Fr.	Metropolis, Ill. (Massac County)
2	Rachel Anderson	OF	5-3	L/R	Jr.	Edwardsville, Ill. (Edwardsville)
3	Sarah Messex	INF	5-4	R/R	Sr.	Sullivan, Mo. (Sullivan)
4	Claudia Gallo	OF	5-6	R/R	Jr.	Arnold, Mo. (Fox)
5	Alexis Estes	P	5-9	R/R	Jr.	Lane, Ill. (Clinton/Lincoln Land CC)
6	Marisa Davis	P	5-4	L/L	Fr.	Kansas City, Mo. (Lee's Summit North)
7	Mykaela Arellanes	OF	5-6	L/L	Sr.	Foristell, Mo. (Holt/Northern Illinois)
8	Parker Bandy	INF	5-7	L/R	Sr.	Springfield, Ill. (Glenwood/Illinois State)
9	Rachel Rook	P	5-11	R/R	So.	Republic, Mo. (Republic)
10	Ashley Emert	C/INF	5-10	R/R	So.	East Peoria, Ill. (East Peoria/Illinois State)
11	Danina Marton	INF	5-10	R/R	So.	Northridge, Calif. (Grover Cleveland)
12	Addison Barnouski	INF	5-9	R/R	Jr.	O'Fallon, Ill. (O'Fallon Township)
14	Kaylee Anderson	INF/P	5-7	R/R	So.	Warrenton, Mo. (Warrenton)
15	Haley Thogmartin	P	5-8	R/R	Sr.	St. Louis, Mo. (Kirkwood)
16	Randi Dae Conway	OF	5-7	B/R	Jr.	Morganfield, Ky. (Union County)
17	Brooke Rheinecker	OF	5-2	L/R	Jr.	St. Louis, Mo. (Lindbergh)
18	Mackenzie Long	INF	5-2	L/R	Sr.	Lee's Summit, Mo. (Lee's Summit West)
20	Leaha Wininger	INF	5-7	R/R	Fr.	Johnston City, Ill. (Johnston City)
21	Chelsy Pena	C	5-6	R/R	Fr.	Columbia, Ill. (Columbia)
22	Madison Harris	INF	5-6	R/R	Jr.	Imperial, Mo. (Windsor)
24	Rachael Donald	C	5-8	R/R	Jr.	Dupo, Ill. (Dupo)
26	Ashley Ellis	INF	5-8	R/R	Jr.	Arnold, Mo. (Fox)
27	Anna Griffin	INF	6-1	R/R	Fr.	Bentonville, Ark. (Bentonville West)

### ALPHABETICAL

No.	Name	Pos.	Ht.	B/T	Cl.	Hometown (High School/College)
14	Kaylee Anderson	INF/P	5-7	R/R	So.	Warrenton, Mo. (Warrenton)
2	Rachel Anderson	OF	5-3	L/R	Jr.	Edwardsville, Ill. (Edwardsville)
7	Mykaela Arellanes	OF	5-6	L/L	Sr.	Foristell, Mo. (Holt/Northern Illinois)
8	Parker Bandy	INF	5-7	L/R	Sr.	Springfield, Ill. (Glenwood/Illinois State)
12	Addison Barnouski	INF	5-9	R/R	Jr.	O'Fallon, Ill. (O'Fallon Township)
16	Randi Dae Conway	OF	5-7	B/R	Jr.	Morganfield, Ky. (Union County)
6	Marisa Davis	P	5-4	L/L	Fr.	Kansas City, Mo. (Lee's Summit North)
24	Rachael Donald	C	5-8	R/R	Jr.	Dupo, Ill. (Dupo)
26	Ashley Ellis	INF	5-8	R/R	Jr.	Arnold, Mo. (Fox)
10	Ashley Emert	C/INF	5-10	R/R	So.	East Peoria, Ill. (East Peoria/Illinois State)
5	Alexis Estes	P	5-9	R/R	Jr.	Lane, Ill. (Clinton/Lincoln Land CC)
4	Claudia Gallo	OF	5-6	R/R	Jr.	Arnold, Mo. (Fox)
27	Anna Griffin	INF	6-1	R/R	Fr.	Bentonville, Ark. (Bentonville West)
22	Madison Harris	INF	5-6	R/R	Jr.	Imperial, Mo. (Windsor)
18	Mackenzie Long	INF	5-2	L/R	Sr.	Lee's Summit, Mo. (Lee's Summit West)
11	Danina Marton	INF	5-10	R/R	So.	Northridge, Calif. (Grover Cleveland)
3	Sarah Messex	INF	5-4	R/R	Sr.	Sullivan, Mo. (Sullivan)
21	Chelsy Pena	C	5-6	R/R	Fr.	Columbia, Ill. (Columbia)
1	Payton Pierce	INF	5-6	R/R	Fr.	Metropolis, Ill. (Massac County)
17	Brooke Rheinecker	OF	5-2	L/R	Jr.	St. Louis, Mo. (Lindbergh)
9	Rachel Rook	P	5-11	R/R	So.	Republic, Mo. (Republic)
15	Haley Thogmartin	P	5-8	R/R	Sr.	St. Louis, Mo. (Kirkwood)
20	Leaha Wininger	INF	5-7	R/R	Fr.	Johnston City, Ill. (Johnston City)

**Head Coach:** Mark Redburn (Fifth Year/Missouri-St. Louis, 1993)

**Assistant Coaches:** Kristen Jones (Fourth Year/Augusta State, 2012);

Bill Graham (First Year/Penn State Behrend College, 1994)

### ROSTER BREAKDOWN

Total Squad Members.....	23
Seniors .....	5
Juniors .....	9
Sophomores.....	4
Freshmen.....	5

### PRONUNCIATION GUIDE

Mykaela Arellanes .....	air-EE-ah-ness
Addison Barnouski .....	bar-NOW-ski
Brooke Rheinecker .....	RYE-neck-er

### GEOGRAPHICAL BREAKDOWN

Arkansas.....	1
Anna Griffin	
California.....	1
Danina Marton	
Illinois.....	9
Rachel Anderson, Parker Bandy, Addison Barnouski, Rachael Donald, Ashley Emert, Alexis Estes, Chelsy Pena, Payton Pierce, Leaha Wininger	
Kentucky .....	1
Randi Dae Conway	
Missouri .....	11
Kaylee Anderson, Mykaela Arellanes, Marisa Davis, Ashley Ellis, Claudia Gallo, Madison Harris, Mackenzie Long, Sarah Messex, Brooke Rheinecker, Rachel Rook, Haley Thogmartin	





# SOUTHEAST MISSOURI SOFTBALL



## 2019 RADIO/TV ROSTER



1

**PAYTON PIERCE**  
INF / 5-6 / R-R / Fr.  
Metropolis, Ill.




2

**RACHEL ANDERSON**  
OF / 5-3 / L-R / Jr.  
Edwardsville, Ill.



3

**SARAH MESSEX**  
INF / 5-4 / R-R / Sr.  
Sullivan, Mo.



4

**CLAUDIA GALLO**  
OF / 5-6 / R-R / Jr.  
Arnold, Mo.




5

**ALEXIS ESTES**  
P / 5-9 / R-R / Jr.  
Lane, Ill.




6

**MARISA DAVIS**  
P / 5-4 / L-L / Fr.  
Kansas City, Mo.




7

**MYKAELA ARELLANES**  
OF / 5-6 / L-L / Sr.  
Foristell, Mo.



8

**PARKER BANDY**  
INF / 5-7 / L-R / Sr.  
Springfield, Ill.




9

**RACHEL ROOK**  
P / 5-11 / R-R / So.  
Republic, Mo.



10

**ASHLEY EMERT**  
C/INF / 5-10 / R-R / So.  
East Peoria, Ill.



11

**DANINA MARTON**  
INF / 5-10 / R-R / So.  
Northridge, Calif.




12

**ADDISON BARNOVSKI**  
INF / 5-9 / R-R / Jr.  
O'Fallon, Ill.




14

**KAYLEE ANDERSON**  
INF/P / 5-7 / R-R / So.  
Warrenton, Mo.



15

**HALEY THOGMARTIN**  
P / 5-8 / R-R / Sr.  
St. Louis, Mo.




16

**RANDY DAE CONWAY**  
OF / 5-7 / B-R / Jr.  
Morganfield, Ky.



17

**BROOKE RHEINECKER**  
OF / 5-2 / L-R / Sr.  
St. Louis, Mo.



18

**MACKENZIE LONG**  
INF / 5-2 / L-R / Sr.  
Lee's Summit, Mo.




20

**LEAHA WININGER**  
INF / 5-7 / R-R / Fr.  
Johnston City, Ill.



21

**CHELSEY PENA**  
C / 5-6 / R-R / Fr.  
Columbia, Ill.




22

**MADISON HARRIS**  
INF / 5-6 / R-R / Jr.  
Imperial, Mo.




24

**RACHAEL DONALD**  
C / 5-8 / R-R / Jr.  
Dupu, Ill.



26

**ASHLEY ELLIS**  
INF / 5-8 / R-R / Jr.  
Arnold, Mo.



27

**ANNA GRIFFIN**  
INF / 6-1 / R-R / Fr.  
Bentonville, Ark.



**MARK REDBURN**  
Head Coach  
Fifth Year



**KRISTEN JONES**  
Assistant Coach  
Fourth Year



**BILL GRAHAM**  
Assistant Coach  
First Year





# SOUTHEAST MISSOURI SOFTBALL

## 2019 SCHEDULE

<u>Northern Iowa Dome Classic</u>			
Friday, February 8	vs. South Dakota State	Cedar Falls, Iowa	12:30 p.m.
Friday, February 8	at Northern Iowa	Cedar Falls, Iowa	2:45 p.m.
Saturday, February 9	at Northern Iowa	Cedar Falls, Iowa	5 p.m.
Saturday, February 9	vs. Toledo	Cedar Falls, Iowa	7:15 p.m.
Sunday, February 10	vs. Drake	Cedar Falls, Iowa	2 p.m.
<u>Louisiana Tech Invitational</u>			
Friday, February 15	vs. Wichita State	Ruston, La.	10 a.m.
Friday, February 15	vs. Abilene Christian	Ruston, La.	2 p.m.
Saturday, February 16	at Louisiana Tech	Ruston, La.	9 a.m.
Saturday, February 16	vs. Fairleigh Dickinson	Ruston, La.	11 a.m.
Sunday, February 17	vs. Mississippi Valley State	Ruston, La.	11 a.m.
<u>Razorback Invitational</u>			
Thursday, February 21	at Arkansas	Fayetteville, Ark.	5 p.m.
Friday, February 22	vs. Drake	Fayetteville, Ark.	12:15 p.m.
Friday, February 22	at Arkansas	Fayetteville, Ark.	4:45 p.m.
Saturday, February 23	vs. Drake	Fayetteville, Ark.	10 a.m.
Saturday, February 23	vs. IUPUI	Fayetteville, Ark.	12:15 p.m.
<u>Central Arkansas Classic</u>			
Friday, March 1	vs. UL Monroe	Conway, Ark.	11:15 a.m.
Friday, March 1	at Central Arkansas	Conway, Ark.	3:45 p.m.
Saturday, March 2	vs. Missouri State	Conway, Ark.	11:15 a.m.
Sunday, March 3	vs. Coppin State	Conway, Ark.	9 a.m.
<b>Tuesday, March 5</b>	<b>Loyola-Chicago (DH)</b>	<b>Cape Girardeau, Mo.</b>	<b>2 p.m. ESPN+</b>
<u>Jayhawk Classic</u>			
Friday, March 8	vs. UMKC	Lawrence, Kan.	1:30 p.m.
Friday, March 8	at Kansas	Lawrence, Kan.	4 p.m.
Saturday, March 9	vs. UMKC	Lawrence, Kan.	11 a.m.
Saturday, March 9	at Kansas	Lawrence, Kan.	6:30 p.m.
Sunday, March 10	vs. Maine	Lawrence, Kan.	9 a.m.
<b>Thursday, March 14</b>	<b>Missouri State</b>	<b>Cape Girardeau, Mo.</b>	<b>1 p.m. ESPN+</b>
<u>Billiken Spring Tournament</u>			
Saturday, March 16	vs. Northern Illinois	St. Louis, Mo.	12 p.m.
Saturday, March 16	vs. Omaha	St. Louis, Mo.	6:30 p.m.
Sunday, March 17	vs. Detroit	St. Louis, Mo.	12 p.m.
Sunday, March 17	vs. Omaha	St. Louis, Mo.	2 p.m.
<b>Wednesday, March 20</b>	<b>Southern Illinois</b>	<b>Cape Girardeau, Mo.</b>	<b>3 p.m. ESPN+</b>
Saturday, March 23	at Tennessee State* (DH)	Nashville, Tenn.	1 p.m.
Sunday, March 24	at Belmont* (DH)	Nashville, Tenn.	1 p.m.
<b>Friday, March 29</b>	<b>Morehead State* (DH)</b>	<b>Cape Girardeau, Mo.</b>	<b>1 p.m. ESPN+</b>
<b>Sunday, March 31</b>	<b>Eastern Kentucky* (DH)</b>	<b>Cape Girardeau, Mo.</b>	<b>1 p.m. ESPN+</b>
Saturday, April 6	at SIU Edwardsville* (DH)	Edwardsville, Ill.	1 p.m.
Tuesday, April 9	at UT Martin* (DH)	Martin, Tenn.	4 p.m.
<b>Friday, April 12</b>	<b>Austin Peay* (DH)</b>	<b>Cape Girardeau, Mo.</b>	<b>2 p.m. ESPN+</b>
<b>Sunday, April 14</b>	<b>Murray State* (DH)</b>	<b>Cape Girardeau, Mo.</b>	<b>1 p.m. ESPN+</b>
<b>Friday, April 19</b>	<b>Eastern Illinois* (DH)</b>	<b>Cape Girardeau, Mo.</b>	<b>2 p.m.</b>
Tuesday, April 23	at Missouri (DH)	Columbia, Mo.	4 p.m.
Friday, April 26	at Tennessee Tech* (DH)	Cookeville, Tenn.	4 p.m.
Sunday, April 28	at Jacksonville State* (DH)	Jacksonville, Ala.	1 p.m.
<u>OVC Tournament</u>			
Wednesday, May 8	OVC Tournament	Oxford, Ala.	TBA
Thursday, May 9	OVC Tournament	Oxford, Ala.	TBA
Friday, May 10	OVC Tournament	Oxford, Ala.	TBA
Saturday, May 11	OVC Tournament	Oxford, Ala.	TBA

All times Central and Subject to Change

Home Games in **Bold** \* Denotes Ohio Valley Conference Game







COACHES



# SOUTHEAST MISSOURI SOFTBALL

## REDHAWK COACHES



► Head Coach  
► Fifth Year  
► Missouri-St. Louis, 1993



## MARK REDBURN

**THE 2019 SEASON MARKS THE FIFTH YEAR FOR SOUTHEAST MISSOURI HEAD COACH MARK REDBURN.**

Mark Redburn has the Southeast Missouri softball program moving in the right direction entering his fifth year at the helm.

Redburn coaches the 43rd team in Southeast softball history in 2019.

Last season, the Redhawks took a giant step forward. SEMO went 33-20 overall and finished fourth in the Ohio Valley Conference with a 15-7 mark. The Redhawks claimed their 16th 30-win season in program history and locked down their first winning campaign in seven years. The 33 wins were SEMO's most since it won 38 games in 1998.

The Redhawks heated up to win 11 of their final 14 regular-season games and advanced to the eight-team OVC Tournament with their highest seed (#4) since 2009 (#2). SEMO made its 17th all-time trip to the league's

postseason tournament and second in four seasons with Redburn at the helm.

SEMO's 2018 club finished with a 74 RPI among the nation's 296 NCAA Division I softball teams, quite a jump from its 173 ranking in 2017. The Redhawks broke four of the school's single-season records and collected eight doubleheader sweeps along the way.

The Redhawks established new SEMO single-season records in walks (166), stolen bases (70), saves (7) and strikeouts looking (85). SEMO was also either second or third among the program's top teams in stolen base attempts (2nd, 87), batters struck out (2nd, 260), fielding percentage (2nd, .970), fewest errors (2nd, 43) and on-base percentage (3rd, .359).

Defensively, SEMO improved tremendously. After ranking eighth in the OVC in fielding percentage a year ago, the Redhawks were the league's second-best fielding team in 2018. SEMO had 43 errors and committed 16 less than it did in 2017. The Redhawks went error free in 25 games equating to 47 percent of their entire season.

The year before that SEMO finished the 2017 campaign among the school's top single-season leaders in slugging percentage (6th, .427), on-base

percentage (5th, .356), triples (4th, 21), home runs (9th, 31), total bases (9th, 567), stolen bases (2nd, 65), stolen base attempts (1st, 88), opponent batting average (7th, .282), strikeouts/7 innings (7th, 4.17), strikeouts (10th, 194), strikeouts looking (3rd, 61) fewest doubles allowed (8th, 49), fielding percentage (8th, .960), fewest errors (7th, 59) and fewest stolen bases against (3rd, 38).

Redburn picked up his 200th career victory when SEMO beat Austin Peay, 7-4, on Apr. 30, 2016. His 2016 club ranked among the school's top-10 teams in doubles (6th, 69), stolen bases (3rd, 58), walks (8th, 138), home runs (6th, 35) and slugging percentage (6th, .412).

In his first season, Redburn led the Redhawks to an overall record of 19-27 and 12-12 in OVC play during the 2015 campaign. His 19 victories came after SEMO won no more than 15 games in each of the previous two seasons. Redburn's first club at Southeast also had 12 OVC wins, a +9 increase from the 2014 campaign. In addition, the Redhawks made the OVC Tournament, snapping a streak of three years where they missed the event.

Not only did Redburn earn his 100th career NCAA Division I win in his inaugural season with the Redhawks, but he coached three All-OVC selections and one NFCA All-Region honoree.

Statistically, SEMO finished among the top-five OVC teams in batting average (3rd), slugging percentage (5th), on-base percentage (5th) and hits (5th). The 2015 Redhawks also broke two single-season records with Kayla Fortner establishing new marks in home runs and

walks. SEMO tied the OVC single-game mark and set a single-game school record with six home runs, as well.

Academically, the Redhawks accumulated a 3.35 grade point average during the 2014-15 academic year as a total of nine players earned NFCA All-America Scholar-Athlete status for achieving a 3.5 or higher GPA.

Redburn coached a total of four first-team All-OVC selections, three second-team All-OVC picks, one OVC Freshman of the Year, three NFCA All-Region honorees and three OVC All-Newcomer selections in his first four years as SEMO's head coach.

The fourth head coach in Redhawk softball history, Redburn won 90 games in five years as head coach at the University of Evansville before accepting the job at Southeast on June 26, 2014.

In 2014, Redburn coached a UE team with five starters that were underclassmen, including four freshmen and one sophomore. The Purple Aces achieved their highest batting average since 2007. Additionally, UE had a freshman lead the team in stolen bases and home runs.

Despite a season that allowed 53 games, the 2013 team had its best season in Redburn's five years at UE. Entering the Missouri Valley Conference Tournament as the No. 7 seed, the Purple Aces beat the No. 6, No. 3 and No. 2 seeds to make their first MVC Championship appearance since 2003. UE finished second with three players garnering All-Tournament team honors.

The 2013 campaign resulted in the most overall wins in a





# SOUTHEAST MISSOURI SOFTBALL



## REDHAWK COACHES

season since 2008 and the best regular-season and conference tournament finish since Redburn's arrival. UE continued its aggressive baserunning with 89 stolen bases, ranking second in the MVC. The pitching staff also rated fourth in the conference.

Redburn's 2012 club saw improvement as well, winning more games than it had the previous season. The Purple Aces stole 79 bases and had two all-conference and one National Fastpitch Coaches Association All-Region selection that year. In 2011, Redburn exposed a young and inexperienced team to some of the top programs in the nation as UE played one of its most difficult schedules. Tennessee, Georgia Tech, Missouri, Ohio State, Texas Tech, South Alabama and Chattanooga were among the stiff competition.

Redburn quickly started to transform the UE program during his first year in 2010. The Purple Aces secured a berth in the MVC Tournament after winning 10 conference games. UE led the MVC with 31 doubles and hit 36 home runs, while producing two all-conference picks.

Academically, Redburn's teams consistently enjoyed success. In fact, each of his last four UE teams accumulated a 3.1 or higher grade point average. He had several student-athletes obtain over a 3.5 GPA and earn academic recognition along the way.

Prior to UE, Redburn spent three years as an assistant coach at the University of Missouri working primarily with the pitchers and catchers, and serving as recruiting coordinator.

He was part of a coaching staff that compiled an overall record of 137-53. The Tigers registered a school record for victories (50), won the Big 12 Conference Tournament, won their Regional and defeated host UCLA in the Super Regional to advance to the College World Series in 2009. Overall, Redburn coached four all-conference pitchers, including USA National Team Pitcher Chelsea Thomas at Missouri.

Redburn began his collegiate coaching career as head coach at St. Charles (Mo.) Community College from 2001-04. He led the 2003 team to its first Region 16 championship and a seventh-place finish at the National Junior College Athletic Association Division I National Tournament. His 2004 squad set a school record with 33 victories.

Following his stay at St. Charles CC, Redburn spent two seasons as head coach of the new softball program at Jefferson College. In the program's first year of competition, 2006, he led Jefferson to a 49-16 record, Region 16 championship and ninth-place finish at the NJCAA Division I National Tournament. Redburn was honored as the Midwest Community College Athletic Conference Coach of the Year following that season. A native of St. Charles, Missouri, Redburn graduated from the University of Missouri-St. Louis in 1993 and received his master's degree in Athletics/Activities Administration from William Woods University.

He and his wife, Tracy, have two sons, Joe and Jack.

### THE MARK REDBURN FILE

#### Hometown

St. Charles, Mo.

#### Family

Spouse: Tracy  
Sons: Joe, Jack

#### Education

- Missouri-St. Louis, Bachelor of Science in Special Education
- William Woods, Master of Education in Athletics/Activities Administration

### REDBURN'S YEAR-BY-YEAR RECORDS

Year	School	Assignment	Record	Conf. Finish	Postseason
2002	St. Charles CC	Head Coach	8-18	-	-
2003	St. Charles CC	Head Coach	9-8	-	-
2004	St. Charles CC	Head Coach	10-10		
2005	Jefferson College	Head Coach	-	Program Preparation Year	-
2006	Jefferson College	Head Coach	49-16	1st Region 16	-
2007	Missouri	Assistant Coach	40-23, 13-4	3rd Big 12	-
2008	Missouri	Assistant Coach	47-17, 11-6	3rd Big 12	
2009	Missouri	Assistant Coach	50-12, 12-6	2nd Big 12	1st Big 12 Tourn., NCAA Midwest Regional Champions, NCAA Super Regional Champions, 8th in College World Series
2010	Evansville	Head Coach	18-34, 10-16	t7th MVC	-
2011	Evansville	Head Coach	12-42, 6-21	9th MVC	-
2012	Evansville	Head Coach	18-37, 8-19	8th MVC	-
2013	Evansville	Head Coach	23-30, 11-12	7th MVC	2nd MVC Tourn.
2014	Evansville	Head Coach	19-32, 7-19	10th MVC	-
2015	Southeast Missouri	Head Coach	19-27, 12-12	7th OVC	8th OVC Tourn.
2016	Southeast Missouri	Head Coach	16-33, 10-17	10th OVC	-
2017	Southeast Missouri	Head Coach	23-27, 8-14	9th OVC	-
2018	Southeast Missouri	Head Coach	33-20, 15-7	4th OVC	7th OVC Tourn.

#### Overall Record as a Head Coach: 257-334 (14 years)

Record at Southeast Missouri, 91-107, 45-50 Ohio Valley Conference (4 years)

Record at Evansville, 90-175, 42-87 Missouri Valley Conference (5 years)

Record at Jefferson College, 49-16 (2 years)

Record at St. Charles CC: 27-36 (3 years)

Record as a college assistant: 137-52 (3 years)

### REDBURN BY THE NUMBERS

- 30 OVC Commissioner's Honor Roll Selections
- 19+ Academic All-Americans
- 11 NJCAA All-Region 16 Players
- 9 NFCA All-America Scholar-Athletes
- 6 All-MVC Players
- 6 MVC Scholar-Athletes
- 4 All-Americans
- 4 MCCAC All-Conference Players
- 4 OVC Medal of Honor Recipients
- 4 OVC Players of the Week
- 3 First-Team All-OVC Selections
- 3 OVC All-Newcomer Selections
- 3 MVC Players of the Week
- 2 NFCA All-Region Selections
- 1 OVC Freshman of the Year
- 1 Second-Team All-OVC Selection

### COACHING HONORS

- 2009 Midwest Coaching Staff of the Year
- 2006 Region 16 and MCCAC Coach of the Year
- 2003 Region 16 Coach of the Year





# SOUTHEAST MISSOURI SOFTBALL

## REDHAWK COACHES



► Assistant Coach  
► Fourth Year  
► Augusta State, 2012



### KRISTEN JONES

**K**risten Jones begins her fourth year as an assistant coach at Southeast Missouri.

Jones previously worked as the Coordinator of New Media and Championships for the Peach Belt Conference in Augusta, Georgia. Jones was in charge of designing championship logos and championship printed materials, website maintenance and multimedia content. She also wrote and published press releases, while managing the conference's day-to-day social media accounts.

Jones first joined the Peach Belt Conference as a New Media & Programming Intern, a position she held from January 2012-June 2014. She then moved to full-time status in July 2014.

She received her bachelor's degree in kinesiology at Augusta State University in 2012 and earned her master's degree at Georgia Regents University in 2014.

Jones was a graduate assistant softball coach at Georgia Regents, where she primarily worked with the hitters. She helped with scouting, recruiting and other duties as assigned.

She enjoyed a successful playing career at Augusta State, garnering National Fastpitch Coaches Association Second-Team All-America and NFCA & Daktronics First-Team All-South Region honors in 2011. In addition, Jones was a two-time First-Team All-Peach Belt Conference selection (2010, 2011).



► Assistant Coach  
► First Year  
► Penn State Behrend, 1994



### BILL GRAHAM

**B**ill Graham enters his first season as an assistant coach at Southeast Missouri.

Graham was previously head coach at Indiana University of Pennsylvania for the last nine seasons. He guided the Crimson Hawks to eight conference tournament appearances and won the first two championships in school history (2011, 2012).

In Graham's first three seasons, IUP won over 30 games each year, including a school record 38 in both 2010 and 2011. Along with the program's two conference championships, Graham led IUP to its first-ever Regional, Super Regional and Division II College World Series appearances. The Crimson Hawks also achieved a No. 7 national ranking. IUP reached the NCAA Regionals twice more under Graham in 2012 and 2014. His tenure also included five of the seven highest win totals in school history, the highest winning percentage (.638) and second-most career victories (256).

Graham recruited and coached some of the best players in school history. In 2017, IUP graduated Hannah Mercer who was arguably the best player in school history. Mercer ranked number one in four categories and was among the top 10 in eight others. No other

player in program history owns as many career records and only four others show up in the top 20 on every career list.

In all, Graham coached 38 All PSAC performers, three Freshman of the Year award-winners, one Player of the Year, one Athlete of the Year 13 All-Region selections and two All-Americans during his career.

Prior to IUP, Graham spent two seasons as an assistant coach at Ashland University. The Eagles won a regular season conference championship and hosted an NCAA Regional tournament during his time there.

Graham was an assistant softball and baseball coach at Saginaw Valley State (2004-07), spent two years as an assistant softball coach at Edinboro, worked two years as head baseball coach at Gannon University and spent six years as assistant softball and baseball coach at Penn State Behrend College.

Graham began his coaching career as a student at Penn State Behrend College and graduated in 1994 with a degree in Psychology. He earned his Master's degree in Leadership and Public Administration at Saginaw Valley State in 2005.

Graham and his wife, Sabrina Lane, have three daughters, Kaija (8), Aria (6) and Nolan (3).







REDHAWKS

13




PLAYER  
PROFILES



# SOUTHEAST MISSOURI SOFTBALL

## MEET THE REDHAWKS



► Infield/Pitcher  
► Sophomore ► 5-7 ► R/R  
► Warrenton, Mo.  
► Warrenton H.S.



14

## KAYLEE ANDERSON

**2018:** Played in 17 games and made three starts as a freshman... Started two games at second base and started one as designated player... Had one hit, scored two runs and drew a walk... Recorded one strikeout in three relief appearances inside the circle... Logged her first career start at Northern Iowa (2/9)... Collected her first career hit with a single vs. Drake (2/11)... Ohio Valley Conference Medal of Honor recipient and Commissioner's Honor Roll selection.

**Prep:** Four-year starter at Warrenton High School... Ended her high school career with a .420

batting average, 14 home runs and 94 runs batted in... Compiled a 33-4 record as a pitcher... As a senior, she hit .478 with 39 RBIs and eight home runs... Went a perfect 19-0 with a 0.64 ERA and 183 strikeouts in 121 innings inside the circle that year... Was named the 2016 St. Louis Post-Dispatch Fall Pitcher of the Year... Led Warrenton to two Class 3 state titles... Earned first-team all-conference, all-region and all-state honors during multiple seasons.

**Personal:** Majoring in Communication Disorders... Born March 4, 1999... Daughter of Tony and Kelly Anderson.

### HITTING CAREER HIGHS

At-Bats .....	3	at Kentucky (3/4/18)
Runs .....	1	2x, last vs. SIU Edwardsville (4/13/18)
Hits .....	1	vs. Drake (2/11/18)
Doubles .....	-	-
Triples .....	-	-
Home Runs .....	-	-
RBI .....	-	-
Stolen Bases .....	-	-

### PITCHING CAREER HIGHS

Innings Pitched .....	2.0	at Creighton (3/10/18)
Fewest Hits .....	1	vs. Western Michigan (2/25/18)
Most Hits .....	2	2x, last at Creighton (3/10/18)
Fewest Runs .....	0	at Creighton (3/10/18)
Most Runs .....	2	vs. Western Michigan (2/25/18)
Fewest Walks .....	0	2x, last vs. Western Michigan (2/25/18)
Strikeouts .....	1	at Creighton (3/10/18)



► Outfield  
► Junior ► 5-3 ► L/R  
► Edwardsville, Ill.  
► Edwardsville H.S.



2

## RACHEL ANDERSON

*Two-time First-Team All-Ohio Valley Conference and Second-Team NFCA All-Region selection... 2017 OVC Freshman of the Year... Is currently Southeast Missouri's career leader in batting average (.392) and on-base percentage (.478), and ranks second in slugging percentage (.634) and triples (14)... Started all 103 games of her career.*

**2018:** Garnered First-Team All-Ohio Valley Conference and Second-Team NFCA All-Region pick for the second-straight season... Led the team in batting average (.373), slugging percentage (.547), on-base percentage (.469), runs (36), hits (56), triples (6), doubles (11), total bases (82), walks (25), stolen bases (15), stolen base attempts (22), total plate appearances (184), at-bats (150) and games played (53)... Started every game for the second-straight season... Hit a team-high .368 with 26 hits, 14 runs, five doubles, one triple, four home runs and 17 RBI in 22 conference starts... Ranked second on the team with 12 multiple-hit games and fourth with seven multi-RBI performances... Ended the year on a 16-game hitting streak and reached base safely in each of her last 23 games of the season... Ranked third in the OVC in batting average, fourth in on-base percentage and first in triples... Ranked 11th in the nation in triples and 19th in triples per game (0.11)... Finished with a season-high three

hits on three occasions at Chattanooga (2/24), at Creighton (3/9) and vs. Tennessee State (4/28)... Hit her only home run of the season at Chattanooga (2/24)... Committed only one error and boasted a .990 fielding percentage... OVC Commissioner's Honor Roll selection.

**2017:** Named Ohio Valley Conference Freshman of the Year and claimed First-Team All-OVC and All-Newcomer honors... Earned National Fastpitch Coaches Association Second-Team All-Mideast Region accolades... Finished her outstanding rookie campaign ranked second in the OVC in batting average (.412), first in triples (8) and among the top five individuals in slugging percentage (2nd, .719), on-base percentage (4th, .483), hits (3rd, 63) and total bases (2nd, 110)... Ranked third in the nation in triples and seventh in triples per game (0.16)... Led the Redhawks in batting average, at-bats (153), hits, doubles (10), triples, home runs (7), runs batted in (33), total bases, slugging percentage, on-base percentage, multi-hit games (21), multi-RBI performances (10) and games started (50)... Ended the year on an 11-game hitting streak and helped lead Southeast to victory in six of its final nine contests of the season... Won OVC Player of the Week honors on Feb. 13... She hit .750 (6-for-8) with six runs scored, two doubles, two triples, a home run and seven RBIs to help the Redhawks





# SOUTHEAST MISSOURI SOFTBALL



## MEET THE REDHAWKS

win the Jackson State Tournament (2/11-12)...Had multiple hits in each of her first three career starts and homered on the first pitch in her first collegiate at-bat of the season... Boasted a 1.875 slugging percentage and a .750 on-base percentage during opening weekend...Posted a season-high three RBIs on four occasions...Reached base in the last 13 games of her rookie campaign... Rated fourth among the school's single-season leaders in batting average, third in slugging percentage, seventh in hits, second in triples and tied for third in total bases.


**Prep:** Named the St. Louis Post-Dispatch All-Metro Spring Softball Player of the Year and earned First-Team Illinois Coaches Association Class 4A All-State honors at Edwardsville High School...Hit .543

with a .922 slugging percentage and set new school records in runs scored (52) and triples (9) during her outstanding senior campaign... Also notched four home runs, 44 RBIs, 11 stolen bases, 14 doubles and a near .600 on-base percentage...Hit .507 with 212 hits, 182 runs scored, 52 doubles, 22 triples, 18 home runs, 140 RBIs, 41 stolen bases, 65 walks, a .570 on-base percentage and an .871 slugging percentage in four prep seasons...All-State honoree each of her four high school seasons...ASA Junior Olympics All-Star Team Most Valuable Player...Played for the St. Louis Chaos-Gold summer league team.

**Personal:** Born August 24, 1997... Majoring in Family & Consumer Sciences Education...Daughter of Rivers and Phyllis Anderson.

### CAREER-HIGHS

At-Bats .....	5	vs. Tennessee State (4/28/18)
Runs .....	3	vs. Jarvis Christian College (2/11/17)
Hits .....	3	5x, last vs. Tennessee State (4/28/18)
Doubles .....	2	vs. Tennessee State (2/11/17)
Triples .....	2	vs. Jarvis Christian College (2/11/17)
Home Runs .....	1	5x, last vs. Missouri (3/21/18)
RBI .....	4	vs. Tennessee State (4/28/18)
Stolen Bases .....	4	vs. Alabama A&M (3/11/17)



### KAYLEE ANDERSON'S CAREER STATISTICS AT SOUTHEAST MISSOURI

Year	Avg.	GP-GS	AB	R	H	2B	3B	HR	RBI	TB	SLG%	BB	HBP	SO	GDP	OB%	SF	SH	SB-ATT	PO	A	E	FLD%
2018	.056	17-3	18	2	1	0	0	0	0	1	.056	1	0	5	0	.105	0	1	0-0	8	6	0	1.000
Year	ERA	W-L	APP	GS	CG	SHO	SV	IP	H	R	ER	BB	SO	2B	3B	HR	AB	B/Avg.	WP	HBP	BK	SFA	SHA
2018	4.85	0-0	3	0	0	0	0	4.1	5	3	3	1	1	1	0	0	19	.333	0	2	0	0	1

### KAYLEE ANDERSON'S CAREER STATISTICS IN OHIO VALLEY CONFERENCE GAMES

Year	Avg.	GP-GS	AB	R	H	2B	3B	HR	RBI	TB	SLG%	BB	HBP	SO	GDP	OB%	SF	SH	SB-ATT	PO	A	E	FLD%
2018	.000	5-0	3	1	0	0	0	0	0	0	.000	0	0	0	0	.000	0	0	0-0	0	0	0	.000

### RACHEL ANDERSON'S CAREER STATISTICS AT SOUTHEAST MISSOURI

Year	Avg.	GP-GS	AB	R	H	2B	3B	HR	RBI	TB	SLG%	BB	HBP	SO	GDP	OB%	SF	SH	SB-ATT	PO	A	E	FLD%
2017	.412	50-50	153	35	63	10	8	7	33	110	.719	20	1	15	1	.483	0	0	12-17	71	7	1	.987
2018	.373	53-53	150	36	56	11	6	1	26	82	.547	25	3	26	0	.469	1	5	15-22	90	7	1	.990
Total	.393	103-103	303	71	119	21	14	8	59	192	.634	45	4	41	1	.476	1	5	27-39	161	14	2	.989

### RACHEL ANDERSON'S CAREER STATISTICS IN OHIO VALLEY CONFERENCE GAMES


Year	Avg.	GP-GS	AB	R	H	2B	3B	HR	RBI	TB	SLG%	BB	HBP	SO	GDP	OB%	SF	SH	SB-ATT	PO	A	E	FLD%
2017	.366	22-22	71	14	26	5	1	4	17	45	.634	7	1	10	0	.430	0	0	4-8	38	2	1	.976
2018	.387	22-22	62	14	24	5	2	0	11	33	.532	11	0	11	0	.473	1	1	9-12	31	3	0	1.000
Total	.376	44-44	133	28	50	10	3	4	28	78	.586	18	1	21	0	.451	1	1	13-20	69	5	1	.987





# SOUTHEAST MISSOURI SOFTBALL

## MEET THE REDHAWKS



► Outfield  
► Senior ► 5-6 ► L/L  
► Foristell, Mo.  
► Holt H.S.  
► Northern Illinois



# 7

## MYKAELA ARELLANES

**2018:** Started 44 games with 40 in right field and four in left...Southeast Missouri's second-leading hitter with a .355 batting average...Ranked second on the team in runs (28), hits (49), doubles (8), triples (2), on-base percentage (.441) and stolen bases (9)...Was third on the team with 21 walks...Smacked two home runs...Hit .319 in 14 Ohio Valley Conference starts...Finished with multiple hits in a team-high 16 contests...Ranked sixth in the OVC in batting average...Knocked in two or more runs on six occasions...Went 3-for-5 with a season-best four RBI vs. Tennessee State (4/28)...Strung together a six-game hitting streak from Mar. 10-18...OVC Medal of Honor recipient and Commissioner's Honor Roll selection.

**2017:** Named to the Ohio Valley Conference All-Newcomer Team...Started 48 games in right field...Southeast's third-leading hitter with a .322 average...Led the team with 36 runs scored, 16 stolen bases and 22 walks...Added 48 hits, nine doubles, four triples, three home

runs and 17 runs batted in...Hit .329 with 14 runs, three doubles, two triples, a home run, four RBIs and five stolen bases in 22 OVC starts...Recorded multiple hits 13 times...Broke a single-game school record with four stolen bases vs. Alabama A&M (3/11)...Went 2-for-3 with two runs scored, one RBI and two doubles in her first career start vs. Tennessee State (2/11)...Hit her first career home run at Alcorn State (2/25)...Had a season-high three hits vs. Austin Peay (4/8) and at UT Martin (5/6)...Put together a seven-game hitting streak from Mar. 17-25...OVC Commissioner's Honor Roll selection and Southeast Scholar-Athlete.

**Northern Illinois:** Played in 20 games and made two starts as a freshman at Northern Illinois University in 2016...Had one hit, scored three runs and posted one RBI for the Huskies.

**Prep:** Three-time All-Conference, All-Region, All-District and All-State honoree at Holt High School...Hit

.559 with a .811 slugging percentage in 2014 to go along with 33 RBIs, 42 runs and three home runs...Stole 28 bases as a senior...Earned All-state, All-Conference, All-District and All-Region accolades following the 2014 season...Named the Conference Player of the Year following her junior season...Garnered All-State, All-Metro, All-Region, All-District and All-Conference laurels in 2013, while being invited to play in the ASA Missouri vs. Illinois All-Star Game...Registered a .573 batting average and a .698 slugging

percentage in 2013...Swiped 49 bases as a junior, while posting 20 RBIs and 40 runs...Collected All-State, All-Metro, All-Region, All-District and All-Conference recognition as a sophomore...Finished with a .529 batting average and a .563 slugging percentage, while stealing 43 bases...Stole 17 bases as a freshman.

**Personal:** Majoring in Criminal Justice...Born June 23, 1997...Daughter of Mike and Shonda Arellanes.

### CAREER HIGHS

At-Bats .....	5	vs. Tennessee State (4/28/18)
Runs .....	3	vs. Jarvis Christian College (2/11/17)
Hits .....	3	5x, last vs. Tennessee State (4/28/18)
Doubles .....	2	vs. Tennessee State (2/11/17)
Triples .....	2	vs. Jarvis Christian College (2/11/17)
Home Runs .....	1	5x, last vs. Missouri (3/21/18)
RBI .....	4	vs. Tennessee State (4/28/18)
Stolen Bases .....	4	vs. Alabama A&M (3/11/17)



### MYKAELA ARELLANES' CAREER STATISTICS AT SOUTHEAST MISSOURI

Year	Avg.	GP-GS	AB	R	H	2B	3B	HR	RBI	TB	SLG%	BB	HBP	SO	GDP	OB%	SF	SH	SB-ATT	PO	A	E	FLD%
2017	.322	48-48	149	36	48	9	4	3	17	74	.497	22	1	28	1	.413	0	0	16-18	52	1	3	.946
2018	.355	44-44	138	28	49	8	2	2	22	67	.486	21	1	18	0	.441	1	0	9-11	51	2	2	.964
Total	.338	92-92	287	64	97	17	6	5	39	141	.491	43	2	46	1	.426	1	0	25-29	103	3	5	.955

### MYKAELA ARELLANES' CAREER STATISTICS IN OHIO VALLEY CONFERENCE GAMES

Year	Avg.	GP-GS	AB	R	H	2B	3B	HR	RBI	TB	SLG%	BB	HBP	SO	GDP	OB%	SF	SH	SB-ATT	PO	A	E	FLD%
2017	.329	22-22	70	14	23	3	2	1	4	33	.471	9	1	18	0	.413	0	0	5-6	27	1	1	.966
2018	.319	14-14	47	8	15	2	0	0	6	17	.362	4	0	11	0	.373	0	0	4-5	10	1	0	1.000
Total	.325	36-36	117	22	38	5	2	1	10	50	.427	13	1	29	0	.397	0	0	9-11	37	2	1	.975






# SOUTHEAST MISSOURI SOFTBALL



## MEET THE REDHAWKS



► Infield  
► Senior ► 5-7 ► L/R  
► Springfield, Ill.  
► Glenwood H.S.  
► Illinois State



## PARKER BANDY

**2018:** Participated in 52 games and started 51 at second base...Hit just under .300 (.299) with 24 runs scored, seven doubles, two triples, two home runs and 20 RBI...Tallied 58 total bases and registered a .423 slugging percentage...Walked 19 times and posted four stolen bases...Started all 22 games in Ohio Valley Conference play, hitting .313 with eight runs, two doubles, two triples and 10 RBI...Finished with multiple hits seven times and drove in two or more runs on five occasions...Posted a season-high three hits vs. SIU Edwardsville (4/13) and UT Martin (4/17)...Delivered a walk-off single in extra innings to give the Redhawks their win over the Skyhawks...Did not commit an error in each of her final 18 starts of the season...Put together a seven-game hitting streak Mar. 25-Apr. 11.

**2017:** Logged 48 starts, including 44 at second base...Hit .276 with 18 runs scored, 35 hits, nine doubles, three triples, two home runs and 22 runs batted in...Stole four bases and drew 15 walks...Started 22 games, scored six runs, had five doubles, hit one triple and posted seven RBIs in Ohio Valley Conference play...Went 2-for-3 with two runs scored, one RBI and two stolen bases in her first start of the season vs. Tennessee State (2/11)...Collected multiple hits eight times and finished with multiple RBIs on five occasions...Hit her first career home run vs. #12 LSU (3/18)...Hit safely in seven of her first eight starts of the season...OVC Commissioner's Honor Roll selection...Southeast Scholar-Athlete.

**Illinois State:** Appeared in 19 games, while making three starts as a freshman at Illinois State in 2016...Made first career start vs. South Carolina...Finished the season with three hits, including first career hit vs. Florida International...Scored first career run vs. Montana...Hit a pinch-hit RBI-double vs. Eastern Kentucky.

**Prep:** Three-year varsity starter at Glenwood High School...2014 Central State 8 Conference Player of the Year...Two-time First-Team All-Conference...First-Team 3A All-State in 2014...Third-Team 3A All-State in 2013...Member of three conference championship teams and 2014 3A State Champions at Glenwood...Selected by USSSA as one of 2014's "Best Players in USSSA"...Illinois State Journal Registrar All-Star Game MVP in 2014...Hit .488 with 61 runs, 63 hits, 24 RBIs, 23 stolen

bases and three home runs during her junior season...Hit .440 with 44 runs, 40 hits, 30 RBIs, 21 stolen bases and a .519 on-base percentage as a sophomore in 2013...Hit .378 with 27 runs scored and 17 RBIs during her freshman campaign...Member of Midland Magic travel team.

**Personal:** Majoring in Human Environmental Studies...Born June 14, 1997...Daughter of Von and Deanna Bandy.

### CAREER HIGHS

At-Bats .....	5	at SIU Edwardsville (4/14/17)
Runs .....	2	9x, last at Saint Louis (4/25/18)
Hits .....	3	2x, last vs. UT Martin (4/17/18)
Doubles .....	1	16x, last vs. SIU Edwardsville (5/9/18)
Triples .....	1	5x, last at Murray State (4/8/18)
Home Runs .....	1	4x, last at Saint Louis (4/25/18)
RBI .....	3	vs. Alabama State (3/12/17)
Stolen Bases .....	2	vs. Tennessee State (2/11/17)



### PARKER BANDY'S CAREER STATISTICS AT SOUTHEAST MISSOURI

Year	Avg.	GP-GS	AB	R	H	2B	3B	HR	RBI	TB	SLG%	BB	HBP	SO	GDP	OB%	SF	SH	SB-ATT	PO	A	E	FLD%
2017	.276	48-48	127	18	35	9	3	2	22	56	.441	15	2	25	0	.354	3	3	4-5	94	61	8	.951
2018	.299	52-51	137	24	41	7	2	2	20	58	.423	19	2	29	1	.388	2	1	4-5	82	74	10	.940
Total	.288	100-99	264	42	76	16	5	4	42	114	.432	34	4	54	1	.371	5	4	8-10	176	135	18	.945

### PARKER BANDY'S CAREER STATISTICS IN OHIO VALLEY CONFERENCE GAMES


Year	Avg.	GP-GS	AB	R	H	2B	3B	HR	RBI	TB	SLG%	BB	HBP	SO	GDP	OB%	SF	SH	SB-ATT	PO	A	E	FLD%
2017	.234	22-22	64	6	15	5	1	0	7	22	.344	6	2	13	0	.315	1	1	2-3	42	32	2	.974
2018	.313	22-22	67	8	21	2	2	0	10	27	.403	6	1	13	1	.378	0	1	0-0	26	32	5	.921
Total	.275	44-44	131	14	36	7	3	0	17	49	.374	12	3	26	1	.347	1	2	2-3	68	64	7	.950





# SOUTHEAST MISSOURI SOFTBALL

## MEET THE REDHAWKS



► Infield  
► Junior ► 5-9 ► R/R  
► O'Fallon, Ill.  
► O'Fallon Township H.S.



# 12

## ADDISON BARNOUSKI

**2018:** Logged 43 starts at third base...Hit .258 with 28 runs scored, 32 hits, eight doubles, two triples, seven home runs and 25 RBI...Ranked second on the team in doubles and home runs...Notched a .524 slugging percentage and drew nine walks...Was a perfect 6-of-6 in stolen bases...Started 20 games and tallied 10 of her RBI in Ohio Valley Conference play...Ranked second on the team with eight multiple-RBI games...Finished with multiple hits eight times...Had a nine-game hitting streak from Mar. 13-23, second-longest on the team...Had a season-high three RBI at Saint Louis (4/25)...Did not commit an error in 16 of her final 17 games of the season...Named OVC Player of the Week on Mar. 26...OVC Commissioner's Honor Roll selection.

**2017:** Ranked fifth on the team in batting average with a .292 clip as a freshman...Scored 12 runs, had four doubles, hit three home runs

and finished with 16 runs batted in...Walked five times and stole five bases...Made three relief appearances, recording one strikeout in 4.2 innings of work...Went 3-for-3 with two runs scored, a double and two RBIs in her first collegiate game vs. Jarvis Christian College (2/11)...Also went 3-for-3 with two runs scored, a home run and three RBIs at Alcorn State (2/25)...Started 14 games at third base and was in the lineup as designated hitter 11 times.

**Prep:** First-Team All-Metro pick at O'Fallon Township High School...Led her team to the sectional championship game as a senior...Ended her high school career with a .514 batting average, five home runs and 34 RBIs...Boasted an .878 slugging percentage with 16 stolen bases and struck out only one time all season...As a pitcher, she went 17-3 with 170 strikeouts in 134 innings as a senior...Four-time Class 4A All-Conference honoree...Also garnered All-Area and All-State accolades...

Led the Panthers in pitching and was her team's top offensive threat as a junior...Hit .436 with five doubles, a triple, six home runs, 20 runs scored, 26 RBIs and 21 stolen bases that year...Pitching wise, she had a 1.45 ERA and accumulated eight wins, while recording 151 strikeouts in 169 innings...Named O'Fallon Township's Most Valuable Player and Defensive Player of the Year...

Played summer ball for the St. Louis Diamond Cats.

**Personal:** Born June 27, 1998...Majoring in Elementary Education...Daughter of Tony and Becky Barnouski.

### CAREER HIGHS

At-Bats .....	4	10x, last vs. Tennessee State (4/28/18)
Runs .....	3	at Murray State (4/8/18)
Hits .....	3	2x, last at Alcorn State (2/25/17)
Doubles .....	1	11x, last at Murray State (4/8/18)
Triples .....	1	2x, last vs. Tennessee State (4/28/18)
Home Runs .....	1	8x, last at Saint Louis (4/25/18)
RBI .....	3	2x, last at Saint Louis (4/25/18)
Stolen Bases .....	2	2x, last at Murray State (4/8/18)



### ADDISON BARNOUSKI'S CAREER STATISTICS AT SOUTHEAST MISSOURI

Year	Avg.	GP-GS	AB	R	H	2B	3B	HR	RBI	TB	SLG%	BB	HBP	SO	GDP	OB%	SF	SH	SB-ATT	PO	A	E	FLD%
2017	.292	42-25	89	12	26	4	0	3	16	39	.438	5	1	19	1	.337	0	0	5-5	8	23	2	.939
2018	.258	49-48	124	28	32	8	2	7	25	65	.524	9	1	29	0	.311	1	2	6-6	32	80	10	.918
Total	.272	91-73	213	40	58	12	2	10	41	104	.488	14	2	48	1	.322	1	2	11-11	40	103	12	.923
Year	ERA	W-L	APP	GS	CG	SHO	SV	IP	H	R	ER	BB	SO	2B	3B	HR	AB	B/Avg.	WP	HBP	BK	SFA	SHA
2017	9.00	0-1	3	0	0	0	0	4.2	9	6	6	1	1	1	0	1	23	.429	0	0	0	0	1

### ADDISON BARNOUSKI'S CAREER STATISTICS IN OHIO VALLEY CONFERENCE GAMES

Year	Avg.	GP-GS	AB	R	H	2B	3B	HR	RBI	TB	SLG%	BB	HBP	SO	GDP	OB%	SF	SH	SB-ATT	PO	A	E	FLD%
2017	.217	16-4	23	1	5	1	0	1	2	9	.391	0	0	7	1	.217	0	0	1-1	0	8	1	.889
2018	.220	20-20	50	10	11	2	1	2	10	21	.420	3	0	14	0	.264	0	0	4-4	14	29	3	.935
Total	.219	36-24	73	11	16	3	1	3	12	30	.411	3	0	21	1	.250	0	0	5-5	14	37	4	.927



# SOUTHEAST MISSOURI SOFTBALL



## MEET THE REDHAWKS



► Outfield  
► Junior ► 5-7 ► B/R  
► Morganfield, Ky.  
► Union County H.S.



16

## RANDI DAE CONWAY

**2018:** Played in 41 games and started 16...Tallied nine starts in left field and four in right...Hit .214 with 15 runs, nine hits, a double, two RBI and three stolen bases...Delivered a season-high two hits in each of her first two starts of the season at Memphis (3/17) and vs. South Dakota (3/18)...Had a RBI-double and scored two runs at Austin Peay (4/6)...Ohio Valley Conference Commissioner's Honor Roll selection.


**2017:** Saw action in 15 games and made five starts at second base...Had two hits in 12 at-bats...Scored four runs...Recorded her first career hit vs. Austin Peay (4/8)...Added her other hit at SIU Edwardsville (4/14)...Ohio Valley Conference Commissioner's Honor Roll selection and Southeast Scholar-Athlete.

**Prep:** Four-year starter at Union County High School, where she earned All-District, All-Region and All-State honors...Part of multiple district championship teams...Hit over .450 for her career...Registered a .505 batting average with 30 RBIs and 27 stolen bases as a junior...Hit .463 and .388 as a sophomore and freshman, respectively...Ranked among the top-five school leaders in batting average and stolen bases...Two-time winner of her team's Golden Glove and Hitting Awards...Carried a 4.0 GPA...Also played basketball.

**Personal:** Born February 5, 1998...Majoring in General Studies...Daughter of Randy and Nikki Conway.

### CAREER-HIGHS

At-Bats .....	5	at Memphis (3/17/18)
Runs .....	2	2x, last at Austin Peay (4/6/18)
Hits .....	2	2x, last vs. South Dakota (3/18/18)
Doubles .....	1	at Austin Peay (4/6/18)
Triples .....	-	-
Home Runs .....	-	-
RBI .....	1	2x, last at Murray State (4/8/18)
Stolen Bases .....	1	3x, last at Austin Peay (4/6/18)



### RANDI DAE CONWAY'S CAREER STATISTICS AT SOUTHEAST MISSOURI

Year	Avg.	GP-GS	AB	R	H	2B	3B	HR	RBI	TB	SLG%	BB	HBP	SO	GDP	OB%	SF	SH	SB-ATT	PO	A	E	FLD%
2017	.167	15-5	12	4	2	0	0	0	0	2	.167	0	1	5	0	.231	0	1	0-1	11	9	2	.909
2018	.214	41-16	42	15	9	1	0	0	2	10	.238	2	0	11	0	.250	0	2	3-4	12	4	1	.941
Total	.204	56-21	54	19	11	1	0	0	2	12	.222	2	1	16	0	.246	0	3	3-5	23	13	3	.923

### RANDI DAE CONWAY'S CAREER STATISTICS IN OHIO VALLEY CONFERENCE GAMES

Year	Avg.	GP-GS	AB	R	H	2B	3B	HR	RBI	TB	SLG%	BB	HBP	SO	GDP	OB%	SF	SH	SB-ATT	PO	A	E	FLD%
2017	.286	7-4	7	1	2	0	0	0	0	2	.286	0	0	4	0	.286	0	1	0-0	8	5	1	.929
2018	.150	19-10	20	6	3	1	0	0	2	4	.200	1	0	5	0	.190	0	1	1-1	7	0	0	1.000
Total	.185	26-14	27	7	5	1	0	0	2	6	.222	1	0	9	0	.214	0	2	1-1	15	5	1	.952







# SOUTHEAST MISSOURI SOFTBALL

## MEET THE REDHAWKS



► Catcher  
► Junior ► 5-8 ► R/R  
► Dupo, Ill.  
► Dupo H.S.

24

## RACHAEL DONALD

**2018:** Started two games at catcher and saw action in 11 contests... Scored one run, had two RBI and stole a base in 11 at-bats... Registered two RBI and scored a run at Alabama State (2/23)... Also had her only stolen base in that game... Ohio Valley Conference Commissioner's Honor Roll selection.

**2017:** Saw limited action playing in six games... Hit .200 with one hit and two runs scored... Went 1-for-2 with two runs and a RBI-single vs. Jarvis Christian College (2/11)... Ohio Valley Conference Commissioner's Honor Roll selection and Southeast Scholar-Athlete.

**Prep:** Second-Team All-Metro selection at Dupo High School...

Helped lead Dupo to the 2A championship game, hitting a team-high .489 with two home runs and 41 RBIs as a senior... Four-year starter... Secured All-Conference and All-Area honors all four prep seasons... As a junior, she hit .464 with a home run and 28 RBIs... Prior to that, she hit .522 as a sophomore and .536 as a freshman... Was teammates with fellow Southeast signees Addison Barnouski and Madison Harris on the St. Louis Diamond Cats summer league squad... All-Conference pick in basketball and volleyball, as well.

**Personal:** Born January 12, 1998... Majoring in Communication Disorders... Daughter of Jeff and Beth Donald.

### CAREER HIGHS

At-Bats .....	2	5x, last vs. Tennessee State (4/28/18)
Runs .....	2	vs. Jarvis Christian College (2/11/17)
Hits .....	1	vs. Jarvis Christian College (2/11/17)
Doubles .....	-	
Triples .....	-	
Home Runs .....	-	
RBI .....	2	at Alabama State (2/23/18)
Stolen Bases .....	1	at Alabama State (2/23/18)



► Infield  
► Junior ► 5-8 ► R/R  
► Arnold, Mo.  
► Fox H.S.

26

## ASHLEY ELLIS

**2018:** One of three players to start all 53 games... Made all of her starts at first base... Tallied 29 hits, 18 runs scored, four doubles, a triple, five home runs and 21 RBI for a .212 batting average... Walked 21 times, third-most on the team... Also ranked third on the team in home runs... Stole three bases... Boasted a .991 fielding percentage, best among the Redhawks starting infielders... Collected multiple hits in six games and drove in two or more runs in five contests... Went 2-for-3 with two runs scored, two home runs, three RBI and a walk vs. Western Michigan (2/25)... Had a six-game hitting streak from Mar. 18-23... Went error free in her first 36 games of the season.

**2017:** Started 47 games at first base as a freshman... Hit .242 with 31 hits, five runs scored, nine doubles, two triples, four home runs and 20 runs batted in... Drew eight walks... Ranked third on the team in home runs and tied for second in doubles... Collected multiple hits on seven occasions... Drove in two

or more runs in five games... Hit a three-run home run, had a double and finished with a season-high five RBIs at Jackson State (2/12)... Hit safely in 10 of her first 11 starts of the season... Ohio Valley Conference Commissioner's Honor Roll selection and Southeast Scholar-Athlete.

**Prep:** Suburban West Conference Player of the Year and a First-Team All-Conference, All-District, All-State and All-Region performer at Fox High School... Started all four of her prep seasons and hit .453 with 16 home runs and 56 RBIs as a senior... As a junior, she hit .613 with 11 home runs and 44 RBIs... Finished her stellar prep career with a .477 batting average, 34 home runs and 142 RBIs, and ranked among the state's top 10 leaders in 17 categories... Led the Warriors to a pair of district titles and a third-place state finish (2015)... Was teammates with fellow Southeast signee Claudia Gallo at Fox High School... Played in the summer for the St. Louis Esprit Premier.

### RACHAEL DONALD'S CAREER STATISTICS AT SOUTHEAST MISSOURI

Year	Avg.	GP-GS	AB	R	H	2B	3B	HR	RBI	TB	SLG%	BB	HBP	SO	GDP	OB%	SF	SH	SB-ATT	PO	A	E	FLD%
2017	.200	6-0	5	2	1	0	0	0	1	1	.200	0	0	1	0	.200	0	0	0-0	3	0	0	1.000
2018	.000	11-2	11	1	0	0	0	0	2	0	.000	1	1	3	0	.154	0	0	1-1	18	4	0	1.000
Total	.063	17-2	16	3	1	0	0	0	3	1	.063	1	1	4	0	.167	0	0	1-1	21	4	0	1.000

### RACHAEL DONALD'S CAREER STATISTICS IN OHIO VALLEY CONFERENCE GAMES

Year	Avg.	GP-GS	AB	R	H	2B	3B	HR	RBI	TB	SLG%	BB	HBP	SO	GDP	OB%	SF	SH	SB-ATT	PO	A	E	FLD%
2018	.000	3-1	4	0	0	0	0	0	0	0	.000	0	0	1	0	.000	0	0	0-0	6	3	0	1.000



# SOUTHEAST MISSOURI SOFTBALL



## MEET THE REDHAWKS

**Personal:** Born November 17, 1997...  
Majoring in English Education...  
Daughter of Glen and Shea Ellis.

### CAREER HIGHS

At-Bats .....	5	at Tennessee State (4/29/17)
Runs .....	2	4x, last vs. SIU Edwardsville (3/18/18)
Hits .....	2	14x, last at Murray State (4/8/18)
Doubles .....	2	vs. Evansville (2/23/18)
Triples .....	1	3x, last vs. SIU Edwardsville (3/18/18)
Home Runs .....	2	vs. Western Michigan (2/25/18)
RBI .....	5	at Jackson State (2/12/17)
Stolen Bases .....	1	4x, last vs. Belmont (4/29/18)



► Pitcher  
► Junior ► 5-9 ► R/R  
► Lane, Ill.  
► Clinton H.S.  
► Lincoln Land CC



## ALEXIS ESTES

**2018:** Went 3-1 with a 5.30 ERA in 19 appearances and six starts... Combined on two shutouts... Struck out 19 in 34.1 innings of work... Ranked third on the team in starts... Recorded a win in three of her first four appearances... Picked up her first win of the season vs. UMKC (2/10)... Recorded a season-high five strikeouts in four scoreless innings vs. Evansville (2/23)... Longest outing was 4.2 innings when she combined on a 7-0 shutout against IUPUI (2/24)... Made five appearances in Ohio Valley Conference play... OVC Commissioner's Honor Roll selection.

**2017:** Compiled a 6-10 record in 28 appearances and 16 starts in her first year with the Redhawks... Was Southeast's number two starter... Struck out 65 in 96.2 innings of work... Tossed three complete games and combined on two shutouts... Tied for first on the team with two saves... Picked up her first career win when she struck out three in two scoreless innings at Jackson State (2/12)... Started the season with a 5-0 record... Notched a season-high eight strikeouts in a complete game victory over UMKC (3/4)... Tied her season-high of eight strikeouts vs. Eastern Kentucky (4/23).



### ASHLEY ELLIS' CAREER STATISTICS AT SOUTHEAST MISSOURI

Year	Avg.	GP-GS	AB	R	H	2B	3B	HR	RBI	TB	SLG%	BB	HBP	SO	GDP	OB%	SF	SH	SB-ATT	PO	A	E	FLD%
2017	.242	47-47	128	5	31	9	2	4	20	56	.438	8	1	28	1	.288	2	2	1-1	330	13	5	.986
2018	.212	53-53	137	18	29	4	1	5	21	50	.365	21	3	42	3	.329	0	3	3-3	311	11	3	.991
Total	.226	100-100	265	23	60	13	3	9	41	106	.400	29	4	70	4	.310	2	5	4-4	641	24	8	.988

### ASHLEY ELLIS' CAREER STATISTICS IN OHIO VALLEY CONFERENCE GAMES

Year	Avg.	GP-GS	AB	R	H	2B	3B	HR	RBI	TB	SLG%	BB	HBP	SO	GDP	OB%	SF	SH	SB-ATT	PO	A	E	FLD%
2017	.186	22-22	59	3	11	2	2	3	9	26	.441	3	1	14	1	.234	1	1	1-1	165	9	4	.978
2018	.167	22-22	60	3	10	1	0	0	2	11	.183	5	1	19	2	.242	0	1	2-2	136	4	2	.986
Total	.176	44-44	119	6	21	3	2	3	11	37	.311	8	2	33	3	.238	1	2	3-3	301	13	6	.981

### ALEXIS ESTES' CAREER STATISTICS AT SOUTHEAST MISSOURI

Year	ERA	W-L	APP	GS	CG	SHO	SV	IP	H	R	ER	BB	SO	2B	3B	HR	AB	B/Avg.	WP	HBP	BK	SFA	SHA
2017	4.06	6-10	28	16	3	0	2	96.2	114	69	56	37	65	13	2	10	445	.294	14	7	0	5	8
2018	5.30	3-1	19	6	0	2	0	34.1	36	33	26	20	19	2	0	10	172	.252	7	5	0	0	4
Total	4.38	9-11	47	22	3	4	2	131.0	150	102	82	57	84	15	2	20	617	.282	21	12	0	5	12

### ALEXIS ESTES' CAREER STATISTICS IN OHIO VALLEY CONFERENCE GAMES

Year	ERA	W-L	APP	GS	CG	SHO	SV	IP	H	R	ER	BB	SO	2B	3B	HR	AB	B/Avg.	WP	HBP	BK	SFA	SHA
2017	3.93	1-6	10	7	2	0	0	41.0	46	27	23	14	25	3	1	4	188	.280	6	2	0	4	4
2018	5.25	0-0	5	1	0	0	0	8.0	9	7	6	7	5	2	0	3	41	.290	0	1	0	0	2
Total	4.14	1-6	15	8	2	0	0	49.0	55	34	29	21	30	5	1	7	229	.282	6	3	0	4	6





# SOUTHEAST MISSOURI SOFTBALL

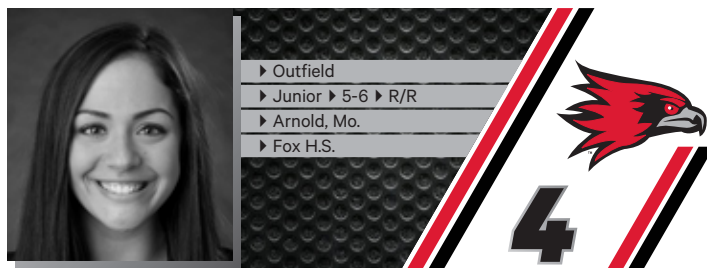
## MEET THE REDHAWKS

**Lincoln Land CC:** Right-handed pitcher who transferred to Southeast from Lincoln Land Community College.

**Prep:** Graduated from Clinton High School...Helped lead Clinton to back-to-back Central Illinois Conference titles...Earned All-State honors as a senior...All-Area and All-Conference selection each of her junior

and senior seasons...Set her school's single-season strikeout record with 348...Was named Female Athlete of the Year...National Honor Society member her junior and senior years.

**Personal:** Born August 7, 1998...Majoring in Early Childhood Education...Daughter of Richard and Heidi Estes.



## CLAUDIA GALLO


**2018:** Ranked fourth on the team with a .290 batting average in 40 games and 22 starts...Tallied nine starts in left field and three in right field...Notched 18 hits, 10 runs scored, three doubles, two triples, two home runs and eight RBI...Had a .500 slugging percentage and stole a base...Hit .355 with six RBI and both of her home runs in 18 Ohio Valley Conference games...Hit her first career home run with a two-run blast to help send the Redhawks to a win over Jacksonville State (3/25)...Also homered vs. Tennessee State (4/28)...Registered multiple hits and multiple RBI in three games...OVC Commissioner's Honor Roll selection.

**2017:** Appeared in 37 games and made 19 starts in left field...Hit .236 with eight runs scored, two triples, two walks and nine runs batted in...Had three stolen bases...Finished with a season-high three hits vs. Murray State (4/9)...Went 2-for-2 with a run scored and one RBI at Belmont (4/30)...Ohio Valley

Conference Commissioner's Honor Roll selection and Southeast Scholar-Athlete.

**Prep:** First-Team All-Conference, All-District and All-State honoree in multiple seasons at Fox High School...Four-year starter...Helped lead the Warriors to multiple district titles and a third-place state finish (2015)...Was a 4.0 student who made the honor roll every one of her high school years...Teammates with fellow Southeast signee Ashley Ellis at Fox High School and with the St. Louis Premier summer league team...Also a member of the basketball and track & field teams.

**Personal:** Born August 3, 1997...Majoring in Mass Communication...Daughter of Sal Gallo.



### CLAUDIA GALLO'S CAREER STATISTICS AT SOUTHEAST MISSOURI

Year	Avg.	GP-GS	AB	R	H	2B	3B	HR	RBI	TB	SLG%	BB	HBP	SO	GDP	OB%	SF	SH	SB-ATT	PO	A	E	FLD%
2017	.236	37-19	55	8	13	0	2	0	9	17	.309	2	4	12	0	.302	2	0	3-4	39	3	0	1.000
2018	.290	40-22	62	10	18	3	2	2	8	31	.500	4	6	17	0	.389	0	0	1-1	27	2	1	.967
Total	.265	77-41	117	18	31	3	4	2	17	48	.410	6	10	29	0	.348	2	0	4-5	66	5	1	.986

### CLAUDIA GALLO'S CAREER STATISTICS IN OHIO VALLEY CONFERENCE GAMES

Year	Avg.	GP-GS	AB	R	H	2B	3B	HR	RBI	TB	SLG%	BB	HBP	SO	GDP	OB%	SF	SH	SB-ATT	PO	A	E	FLD%
2017	.303	17-14	33	4	10	0	2	0	3	14	.424	0	3	8	0	.351	1	0	2-2	27	1	0	1.000
2018	.355	18-9	31	6	11	2	1	2	6	21	.677	3	4	4	0	.474	0	0	0-0	12	0	0	1.000
Total	.328	35-23	64	10	21	2	3	2	9	35	.547	3	7	12	0	.413	1	0	2-2	39	1	0	1.000





# SOUTHEAST MISSOURI SOFTBALL



## MEET THE REDHAWKS

### CAREER HIGHS

At-Bats .....	4	2x, last at Saint Louis (4/25/18)
Runs .....	2	2x, last vs. Tennessee State (4/28/18)
Hits .....	3	vs. Murray State (4/9/17)
Doubles .....	1	3x, last vs. Tennessee State (4/28/18)
Triples .....	1	4x, last at Eastern Illinois (4/11/18)
Home Runs .....	1	2x, last vs. Tennessee State (4/28/18)
RBI .....	2	5x, last vs. Belmont (4/29/18)
Stolen Bases .....	1	4x, last vs. Tennessee Tech (3/17/18)

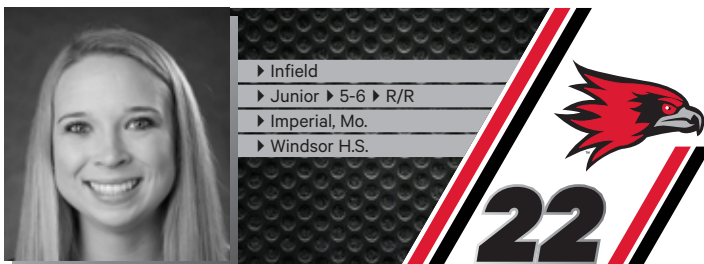


vs. Tennessee State (4/28)...Ohio Valley Conference Medal of Honor recipient and Commissioner's Honor Roll selection.

**2017:** Played in 41 games and started 21...Was designated hitter for 18 of her starts...Hit .307 with 17 runs scored, 23 hits, two doubles, a home run and eight runs batted in...Ranked fourth on the team in batting average...Drew 11 walks and stole a base...Had six multiple-hit games...Drove in two or more runs on two occasions...Went 3-for-3 with two runs scored and two RBIs vs. UMKC (3/17)...Went 2-for-3 and hit her first career home run at Kansas (3/19)...Also had two RBIs at Tennessee State (4/29)...Ohio Valley Conference Commissioner's Honor Roll selection and Southeast Scholar-Athlete.

**Prep:** Earned First-Team Class 3 All-State, All-Conference, All-Region and All-District laurels at Windsor High School...Four-year starter who hit .510 with 42 runs scored, 10 doubles, three triples and seven home runs as a senior...Was tabbed he conference's Player of the Year that season...As a junior, she hit .574 with 48 runs, 10 doubles and 27 RBIs... Hit .471 as a sophomore and .437 as a freshman...Named the St. Louis Post-Dispatch Player of the Week after hitting a home run in each of the Owls' four games in the Jackson Tournament and led her team to the championship...Also played basketball...Was teammates with Addison Barnouski and Brooke Rheinecker on the St. Louis Diamond Cats summer team...Barnouski and Rheinecker signed with Southeast, as well.

**Personal:** Majoring in Nursing...Born May 29, 1998...Daughter of Ric and Kathy Harris.



► Infield  
► Junior ► 5-6 ► R/R  
► Imperial, Mo.  
► Windsor H.S.

22

## MADISON HARRIS

### CAREER HIGHS

At-Bats .....	4	6x, last at Murray State (4/8/18)
Runs .....	2	3x, last vs. Eastern Illinois (4/1/17)
Hits .....	3	vs. UMKC (3/17/17)
Doubles .....	1	2x, last vs. Eastern Illinois (4/1/17)
Triples .....	-	-
Home Runs .....	1	at Kansas (3/19/17)
RBI .....	2	4x, last vs. Tennessee State (4/28/18)
Stolen Bases .....	1	6x, last vs. Tennessee State (4/28/18)

**2018:** Played in 44 games and made five starts...Score 11 runs, collected six hits and had seven RBI...Stole 5-of-6 bases...All of her

hits were singles...Posted hits in back-to-back games at Memphis (3/17) and vs. South Dakota (3/18)... Had two RBI at Memphis (3/17) and

### MADISON HARRIS' CAREER STATISTICS AT SOUTHEAST MISSOURI

Year	Avg.	GP-GS	AB	R	H	2B	3B	HR	RBI	TB	SLG%	BB	HBP	SO	GDP	OB%	SF	SH	SB-ATT	PO	A	E	FLD%
2017	.307	41-21	75	17	23	2	0	1	8	28	.373	11	0	6	0	.395	0	0	1-2	4	5	1	.900
2018	.140	44-5	43	11	6	0	0	0	7	6	.140	3	0	11	0	.191	1	0	5-6	0	0	0	.000
Total	.246	85-26	118	28	29	2	0	1	15	34	.288	14	0	17	0	.323	1	0	6-8	4	5	1	.900

### MADISON HARRIS' CAREER STATISTICS IN OHIO VALLEY CONFERENCE GAMES

Year	Avg.	GP-GS	AB	R	H	2B	3B	HR	RBI	TB	SLG%	BB	HBP	SO	GDP	OB%	SF	SH	SB-ATT	PO	A	E	FLD%
2017	.188	17-7	32	5	6	1	0	0	2	7	.219	5	0	4	0	.297	0	0	0-0	1	1	0	1.000
2018	.118	18-2	17	7	2	0	0	0	3	2	.118	1	0	1	0	.158	1	0	2-3	0	0	0	.000
Total	.163	35-9	49	12	8	1	0	0	5	9	.184	6	0	5	0	.250	1	0	2-3	1	1	0	1.000





# SOUTHEAST MISSOURI SOFTBALL

## MEET THE REDHAWKS



► Infield  
► Senior ► 5-2 ► L/R  
► Lee's Summit, Mo.  
► Lee's Summit West H.S.



18

## MACKENZIE LONG

**2018:** Saw action in 16 games primarily as a pinch-runner...Scored six runs and had two stolen bases...Had one at-bat vs. South Dakota (3/18) and at Eastern Illinois (4/11)...Scored a run in three of the first four games she played...Ohio Valley Conference Commissioner's Honor Roll selection.

**2017:** Played in three games...Scored a run at Jackson State (2/12)...Played in Tennessee State (2/11) and Missouri (4/18) games...Ohio Valley Conference Medal of Honor recipient and Commissioner's Honor Roll selection...Southeast Scholar-Athlete.

**2016:** Saw action in 31 games and collected three starts...Started two games at second base...Had two hits, two runs scored and a stolen base in 15 at-bats...Contributed a single and scored at Jackson State (3/15)...Also had a base hit at Eastern Kentucky (4/23)...Stole a base against SEC foe Arkansas (4/6)...

OVC Medal of Honor recipient, OVC Commissioner's Honor Roll selection and Southeast Scholar-Athlete.

**Prep:** Four-year starter at Lee's Summit West High School...Made the All-State Academic Team all four of her prep seasons...Played middle infield, third base and outfield during her high school career...Hit a career-best .429 and boasted a .636 on-base percentage as a sophomore...Played for the Originals summer league team.

**Personal:** Born February 3, 1997...Majoring in Biomedical Sciences...Daughter of Don and Kim Long...Her father graduated from Missouri Southern State College and her mother graduated from Central Missouri...Her twin sister, Hailee, is also a student at Southeast.

### CAREER-HIGHS

At-Bats .....	3	2x, last at Eastern Kentucky (4/23/16)
Runs .....	1	9x, last at Saint Louis (4/25/18)
Hits .....	1	2x, last at Eastern Kentucky (4/23/16)
Doubles .....	-	-
Triples .....	-	-
Home Runs .....	-	-
RBI .....	-	-
Stolen Bases .....	1	3x, last vs. Indiana State (3/13/18)



► Infield  
► Sophomore ► 5-10 ► R/R  
► Northridge, Calif.  
► Grover Cleveland H.S.



11

## DANINA MARTON

**2018:** Saw limited action playing in three games...Had one hit in two at-bats...First career hit came on a single at Creighton (3/10)...Also played vs. Indiana State (3/13) and at Memphis (3/17)...Ohio Valley Conference Commissioner's Honor Roll selection.

**Prep:** Team captain at Grover Cleveland High School...CIF L.A. City Section honoree...Hit .532 with 33 runs scored, 41 hits, 11 doubles,

four triples, eight home runs and 38 runs batted in as a senior...Boasted a .581 on-base percentage and 1.090 slugging percentage...Tallied seven stolen bases and drew six walks.

**Personal:** Majoring in Sport Management...Born April 24, 1999...Daughter of Derek and Debi Marton.

### MACKENZIE LONG'S CAREER STATISTICS AT SOUTHEAST MISSOURI

Year	Avg.	GP-GS	AB	R	H	2B	3B	HR	RBI	TB	SLG%	BB	HBP	SO	GDP	OB%	SF	SH	SB-ATT	PO	A	E	FLD%
2016	.133	31-3	15	2	2	0	0	0	0	2	.133	1	0	8	0	.188	0	0	1-1	4	3	0	1.000
2017	.000	3-0	0	1	0	0	0	0	0	0	.000	1	0	0	0	1.000	0	0	0-0	0	0	0	.000
2018	.000	16-0	2	6	0	0	0	0	0	0	.000	0	1	0	0	.333	0	0	2-2	0	0	0	.000
Total	.118	50-3	17	9	2	0	0	0	0	2	.118	2	1	8	0	.250	0	0	3-3	4	3	0	1.000

### MACKENZIE LONG'S CAREER STATISTICS IN OHIO VALLEY CONFERENCE GAMES

Year	Avg.	GP-GS	AB	R	H	2B	3B	HR	RBI	TB	SLG%	BB	HBP	SO	GDP	OB%	SF	SH	SB-ATT	PO	A	E	FLD%
2016	.143	15-2	7	0	1	0	0	0	0	1	.143	0	0	4	0	.143	0	0	0-0	3	3	0	1.000
2018	.000	6-0	1	2	0	0	0	0	0	0	.000	0	0	0	0	.000	0	0	0-0	0	0	0	.000
Total	.125	21-2	8	2	1	0	0	0	0	1	.125	0	0	4	0	.125	0	0	0-0	3	3	0	1.000



# SOUTHEAST MISSOURI SOFTBALL



## MEET THE REDHAWKS

### CAREER HIGHS

At-Bats .....	1	2x, last vs. Indiana State (3/13/18)	-
Runs .....	-	-	-
Hits .....	1	at Creighton (3/10/18)	-
Doubles .....	-	-	-
Triples .....	-	-	-
Home Runs .....	-	-	-
RBI .....	-	-	-
Stolen Bases .....	-	-	-



► Infield  
► Senior ► 5-4 ► R/R  
► Sullivan, Mo.  
► Sullivan H.S.

3

## SARAH MESSEX

**2018:** Named Second-Team All-Ohio Valley Conference, garnering all-conference honors for the first time in her career...Started all 53 games at shortstop, marking the third-straight year she started every contest...Led the team with eight home runs and 37 RBI, and ranked second with nine stolen bases...Hit .277 and collected six doubles, two triples and boasted a .518 slugging percentage...Was Southeast Missouri's second-leading hitter in OVC play with a .328 batting average and 17 RBI...Went a perfect 7-of-7 on the basepaths against conference foes...Led the

team with 12 multiple-RBI performances and notched multiple hits in nine starts...Went 4-for-4 with two RBI and two runs scored at Murray State (4/8)...Had a seven-game hitting streak from Mar. 23-Apr. 8...Hit a home run in back-to-back games vs. Jacksonville State (3/25) and at Southern Illinois (4/5).

**2017:** Started all 50 games at shortstop...Hit .243 with 17 runs scored, 28 hits, five doubles, two home runs and 17 runs batted in...Ranked third on the team with 16 walks...Registered three stolen bases...Recorded multiple hits on five occasions...

Posted four multi-RBI performances...Had a five-game hitting streak from Mar. 10-15...Hit a three-run home run in her second game of the season vs. Jarvis Christian College (2/11)...Drove in at least one run in four of her first six starts...Also hit a three-run homer at Kennesaw State (3/15).

**2016:** One of two players to start all 49 games...Notched 46 of her starts at shortstop...Hit .200 with 23 hits, 15 runs scored, four doubles, a home run, 15 RBIs and seven stolen bases as a freshman...Drew a team-high 24 walks...Posted multiple-hits in six games and drove in two or more runs twice...Registered 12 hits, 10 runs scored and five stolen bases in 27 Ohio Valley Conference starts...Had a season-high three RBIs vs. Houston Baptist (2/13)...Went 2-for-3 and hit her first career home run vs. Northern Illinois (3/5)...Contributed a pair of doubles vs. Austin Peay (4/30)...Stole two bases in game two of Southeast's series against the Governors...OVC Com-

missioner's Honor Roll selection and Southeast Scholar-Athlete.

**Prep:** Garnered All-State honors and was a four-year starter at Sullivan High School...Finished her high school career hitting .438 with 34 doubles, eight triples, 15 home runs, 33 stolen bases and 103 RBIs...Hit .470 with seven doubles, three triples, seven home runs and led the team with 32 RBIs in just 66 at-bats as a senior...Named Four Rivers Conference Player of the Year as a junior and senior...Hit .470 with nine doubles, a triple, four home runs, 18 RBIs and 13 stolen bases as a junior...All-Region, All-Conference and All-District honoree in multiple seasons...Secured Academic All-Conference honors and won her team's Most Valuable Player and Player's Choice awards...Played for the STL Esprit during the summer.

**Personal:** Born April 22, 1997...Majoring in Healthcare Administration...Daughter of Rusty and Christie Messex.

### CAREER HIGHS

At-Bats .....	4	10x, last at Murray State (4/8/18)
Runs .....	3	Tennessee State (4/28/18)
Hits .....	4	at Murray State (4/8/18)
Doubles .....	2	3x, last vs. Tennessee State (4/28/18)
Triples .....	1	2x, last vs. SIU Edwardsville (5/9/18)
Home Runs .....	1	11x, last vs. Tennessee State (4/28/18)
RBI .....	3	5x, last vs. Jacksonville State (3/25/18)
Stolen Bases .....	2	2x, last vs. SIU Edwardsville (4/13/18)

### DANINA MARTON'S CAREER STATISTICS AT SOUTHEAST MISSOURI

Year	Avg.	GP-GS	AB	R	H	2B	3B	HR	RBI	TB	SLG%	BB	HBP	SO	GDP	OB%	SF	SH	SB-ATT	PO	A	E	FLD%
2018	.500	3-0	2	0	1	0	0	0	0	1	.500	0	0	0	0	.500	0	0	0-0	0	0	0	.000

### SARAH MESSEX'S CAREER STATISTICS AT SOUTHEAST MISSOURI

Year	Avg.	GP-GS	AB	R	H	2B	3B	HR	RBI	TB	SLG%	BB	HBP	SO	GDP	OB%	SF	SH	SB-ATT	PO	A	E	FLD%
2016	.200	49-49	115	15	23	4	0	1	15	30	.261	24	2	28	0	.348	0	3	7-9	87	96	9	.953
2017	.243	50-50	115	17	28	5	0	2	17	39	.339	16	3	31	1	.346	2	3	3-7	54	102	21	.881
2018	.277	53-53	141	31	39	6	2	8	37	73	.518	16	9	32	0	.379	3	0	9-11	90	70	7	.958
Total	.243	152-152	371	63	90	15	2	11	69	142	.383	56	14	91	1	.359	5	6	19-27	231	268	37	.931

### SARAH MESSEX'S CAREER STATISTICS IN OHIO VALLEY CONFERENCE GAMES

Year	Avg.	GP-GS	AB	R	H	2B	3B	HR	RBI	TB	SLG%	BB	HBP	SO	GDP	OB%	SF	SH	SB-ATT	PO	A	E	FLD%
2016	.190	27-27	63	10	12	2	0	0	4	14	.222	13	1	16	0	.338	0	1	5-6	51	57	2	.982
2017	.163	22-22	49	1	8	0	0	0	2	8	.163	5	1	18	0	.250	1	2	0-2	22	50	11	.867
2018	.328	22-22	58	19	19	3	0	3	17	31	.534	8	3	14	0	.423	2	0	7-7	42	27	3	.958
Total	.229	71-71	170	30	39	5	0	3	23	53	.312	26	5	48	0	.343	3	3	12-15	115	134	16	.940







# SOUTHEAST MISSOURI SOFTBALL

## MEET THE REDHAWKS



three RBIs vs. Jarvis Christian College (2/11)...Went 3-for-3 with a run scored and one RBI vs. Alabama A&M (3/11)...Hit safely in five of her last six games of the season.

**Prep:** Four-year starter at Lindbergh High School, where she was a First-Team All-Conference and All-District selection each of her final three prep seasons... Garnered First-Team All-State and All-Region honors as both a junior and senior...Hit .536 and had 35 stolen bases her senior year...Hit .597

and stole 32 bases as a junior and boasted a .540 batting average with 13 stolen bases as a sophomore... Began her career at Lindbergh, hitting .440 as a freshman...Was teammates with fellow Southeast signees Addison Barnouski and Madison Harris on the St. Louis Diamond Cats summer team...Also played basketball.

**Personal:** Majoring in Elementary Education...Born September 12, 1997...Daughter of Steven and Lisa Rheinecker.



► Outfield  
► Junior ► 5-2 ► L/R  
► St. Louis, Mo.  
► Lindbergh H.S.



# 17

## BROOKE RHEINECKER

**2018:** Made 33 of her 35 starts in the outfield...Hit .225 with 12 runs scored, a double, three RBI and eight stolen bases...Ranked third on the team in stolen bases...Had a team-high eight sacrifice bunts... Hit .313 with 10 hits and six runs scored in 20 games and 15 starts in Ohio Valley Conference play... Had a season-high two hits on four occasions...Scored two runs in three contests...Tallied two stolen bases vs. Tennessee State (4/28)...

OVC Commissioner's Honor Roll selection.

**2017:** Started 27 of 44 games as a freshman...Made 12 starts in left field...Was the Redhawks second-leading hitter with a .340 batting average...Had 33 hits, 18 runs scored and six runs batted in... Ranked third on the team with 10 stolen bases in 13 attempts...Was third on the team with eight multi-hit games...Posted a season-high

### CAREER HIGHS

At-Bats ..... 4  
Runs ..... 2  
Hits ..... 3  
Doubles ..... 1  
Triples ..... -  
Home Runs ..... -  
RBI ..... 3  
Stolen Bases ..... 2

6x, last vs. Morehead State (4/22/17)  
4x, last at Austin Peay (4/6/18)  
vs. Alabama A&M (3/11/17)  
at Austin Peay (4/6/18)  
-  
-  
vs. Jarvis Christian College (2/11/17)  
2x, last at Tennessee State (4/29/17)



### BROOKE RHEINECKER'S CAREER STATISTICS AT SOUTHEAST MISSOURI

Year	Avg.	GP-GS	AB	R	H	2B	3B	HR	RBI	TB	SLG%	BB	HBP	SO	GDP	OB%	SF	SH	SB-ATT	PO	A	E	FLD%
2017	.340	44-27	97	18	33	0	0	0	6	33	.340	1	0	11	0	.347	0	6	10-13	9	0	1	.900
2018	.225	49-35	80	12	18	1	0	0	3	19	.238	2	1	7	0	.253	0	8	8-10	24	1	2	.926
Total	.288	93-62	177	30	51	1	0	0	9	52	.294	3	1	18	0	.304	0	14	18-23	33	1	3	.919

### BROOKE RHEINECKER'S CAREER STATISTICS IN OHIO VALLEY CONFERENCE GAMES

Year	Avg.	GP-GS	AB	R	H	2B	3B	HR	RBI	TB	SLG%	BB	HBP	SO	GDP	OB%	SF	SH	SB-ATT	PO	A	E	FLD%
2017	.283	20-13	46	7	13	0	0	0	0	13	.283	1	0	6	0	.298	0	4	5-5	4	0	0	1.000
2018	.313	20-15	32	6	10	1	0	0	3	11	.344	1	1	1	0	.353	0	4	4-6	11	1	1	.923
Total	.295	40-28	78	13	23	1	0	0	3	24	.308	2	1	7	0	.321	0	8	9-11	15	1	1	.941



# SOUTHEAST MISSOURI SOFTBALL



## MEET THE REDHAWKS



► Pitcher  
► Sophomore ► 5-11 ► R/R  
► Republic, Mo.  
► Republic H.S.




## RACHEL ROOK

**2018:** Pitched in 26 games and made three starts as a freshman... Put together a 5-5 record with a 3.04 ERA and team-high four saves... Ranked second on the team in ERA and strikeouts (54)... and third in wins... Combined on two shutouts... Led the Ohio Valley Conference in games finished (20) and relief appearances (23)... Tied for third in the conference and rated 25th in the nation in saves... Registered a season-high seven strikeouts vs. Tennessee Tech (3/17)... Added six strikeouts vs. Jacksonville State (3/25)... Did not allow a run in nine-straight appearances from Apr. 5-21... Longest outing was four innings on three occasions... Picked up her first career win vs.

Tennessee Tech (3/23)... Finished fourth in opposing batting average (.202)... OVC Commissioner's Honor Roll selection.

**Prep:** Started four years inside the circle at Republic High School... First-team all-conference, all-district and all-region selection... Finished her prep career with a 20-7 record, 1.22 ERA and 272 strikeouts in 154.2 innings... Earned second-team all-state accolades... Named her conference's Player of the Year each of her junior and senior seasons.

**Personal:** Majoring in Health Science... Born February 9, 1999... Daughter of Curt and Katie Rook.



### CAREER HIGHS

Innings Pitched.....	4.0	3x, last vs. Jacksonville State (3/25/18)
Fewest Hits.....	0	9x, last at Morehead State (4/21/18)
Most Hits.....	4	3x, last vs. Jacksonville State (3/25/18)
Fewest Runs.....	0	13x, last at Morehead State (4/21/18)
Most Runs.....	4	at Kentucky (3/4/18)
Fewest Walks.....	0	13x, last vs. Morehead State (5/10/18)
Strikeouts.....	7	vs. Tennessee Tech (3/17/18)

### RACHEL ROOK'S CAREER STATISTICS AT SOUTHEAST MISSOURI

Year	ERA	W-L	APP	GS	CG	SHO	SV	IP	H	R	ER	BB	SO	2B	3B	HR	AB	B/Avg.	WP	HBP	BK	SFA	SHA
2018	3.04	5-5	26	3	0	2	4	48.1	34	23	21	24	54	4	1	8	205	.202	3	7	0	2	4

### RACHEL ROOK'S CAREER STATISTICS IN OHIO VALLEY CONFERENCE GAMES


Year	ERA	W-L	APP	GS	CG	SHO	SV	IP	H	R	ER	BB	SO	2B	3B	HR	AB	B/Avg.	WP	HBP	BK	SFA	SHA
2018	1.48	5-1	12	0	0	2	2	23.2	10	5	5	14	26	0	1	1	95	.133	3	4	0	1	1





# SOUTHEAST MISSOURI SOFTBALL

## MEET THE REDHAWKS



► Pitcher  
► Senior ► 5-8 ► R/R  
► St. Louis, Mo.  
► Kirkwood H.S.



# 15

## HALEY THOGMARTIN

**2018:** Made a team-high 30 appearances and started 17 games in the circle...Led the team with a 2.04 ERA...Threw four complete games and two shutouts...Put together a 12-7 record...Ranked second on the team with 78 strikeouts in 113 innings...Went 6-2 with a 1.88 ERA in 11 appearances and 10 starts in Ohio Valley Conference play...Recorded 43 strikeouts and walked just 10 in 52 innings against conference opponents...Had a season-high nine strikeouts in a complete game victory vs. Belmont (4/29)...Threw a complete game shutout at Saint Louis (4/25)...Earned her 10th win of the season when she beat the Billikens...Was credited with her only save of the season when she pitched two scoreless innings out of the bullpen vs. Evansville (2/23)...OVC Commissioner's Honor Roll selection.

**2017:** Posted a 1-2 record in 14 appearances and six starts...Recorded eight strikeouts in 23.2 innings...Had a season-high three strikeouts in three no-hit innings to pick up her only win of the season vs. Jarvis Christian College (2/11)...Longest outing of the season was 3.1 innings vs. Tulsa (3/17) and Morehead State (4/22)...Did not allow a walk in eight of her appearances...Ohio Valley Conference Commissioner's Honor Roll selection and Southeast Scholar-Athlete.

**2016:** Pitched in 25 games and started 18 as a freshman...Led the Redhawks with nine victories...Put together a 9-10 record with a 4.20 ERA...Ranked second on the team in complete games (5), strikeouts (51) and innings pitched (96.2)...Had one shutout...Only Southeast pitcher with a winning record in OVC play...Fashioned a 6-4 mark with 30 strikeouts in 55.1 innings against league opponents...Posted a season-high seven strikeouts in 6.1

innings en route to her first career victory vs. Houston Baptist (2/13)...Struck out six in a complete game shutout vs. Belmont (3/25)...Gave up two runs and fanned four in a complete game victory over Tennessee Tech (4/10)...OVC Commissioner's Honor Roll selection and Southeast Scholar-Athlete.

strict accolades in multiple prep campaigns...Had 148 strikeouts as a junior and tallied 69 strikeouts in 13 appearances as a freshman...Garnered Freshman of the Year honors...Was injured her sophomore year...Played for the STL Esprit organization in the summer...Also played basketball.

**Prep:** Attended Kirkwood High School...Three-year starter...Finished her career with 416 strikeouts in three seasons...As a senior, she recorded 199 strikeouts, averaging over 11 per game...Earned First-Team All-Conference and All-Dis-

**Personal:** Born September 12, 1996...Majoring in Human Environmental Studies...Daughter of Rob Thogmartin and Kelly Stratton...Sister, Amanda, is on the track & field team at Missouri Southern State.

### CAREER HIGHS

Innings Pitched.....	7.0	5x, last vs. Belmont (4/29/18)
Fewest Hits.....	0	4x, last vs. Evansville (2/23/18)
Most Hits.....	9	3x, last at Creighton (3/10/18)
Fewest Runs.....	0	18x, last vs. SIU Edwardsville (5/9/18)
Most Runs.....	9	vs. UMKC (3/6/16)
Fewest Walks.....	0	28x, last vs. Morehead State (5/10/18)
Strikeouts.....	9	vs. Belmont (4/29/18)



### HALEY THOGMARTIN'S CAREER STATISTICS AT SOUTHEAST MISSOURI

Year	ERA	W-L	APP	GS	CG	SHO	SV	IP	H	R	ER	BB	SO	2B	3B	HR	AB	B/Avg.	WP	HBP	BK	SFA	SHA
2016	4.20	9-10	25	18	5	1	0	96.2	115	72	58	30	51	21	1	23	443	.290	3	7	1	1	9
2017	7.39	1-2	14	6	0	0	0	23.2	36	27	25	9	8	6	0	4	119	.360	0	6	0	1	3
2018	2.04	12-7	30	17	4	2	1	113.0	110	46	33	26	78	14	1	11	482	.248	0	4	0	1	8
Total	3.48	22-19	69	41	9	3	1	233.1	261	145	116	65	137	41	2	38	1044	.278	3	17	1	3	20

### HALEY THOGMARTIN'S CAREER STATISTICS IN OHIO VALLEY CONFERENCE GAMES

Year	ERA	W-L	APP	GS	CG	SHO	SV	IP	H	R	ER	BB	SO	2B	3B	HR	AB	B/Avg.	WP	HBP	BK	SFA	SHA
2016	3.92	6-4	13	11	4	0	0	55.1	60	32	31	11	30	9	1	14	235	.280	1	5	1	0	5
2017	6.00	0-0	4	2	0	0	0	7.0	12	6	6	3	2	2	0	3	37	.414	0	3	0	0	2
2018	1.88	6-2	11	10	2	2	0	52.0	45	21	14	10	43	8	0	6	214	.228	0	1	0	0	6
Total	3.12	12-6	28	23	6	2	0	114.1	117	59	51	24	75	19	1	23	486	.266	1	9	1	0	13





# SOUTHEAST MISSOURI SOFTBALL



## NEWCOMERS



► Pitcher  
► Freshman ► 5-4 ► L/L  
► Kansas City, Mo.  
► Lee's Summit North H.S.

6



## MARISA DAVIS

**Prep:** First-team all-conference, all-district, all-region and all-state pick at Lee's Summit North High School...Represented Lee's Summit in the Missouri-Kansas softball series...Won 18 games, recorded a 1.66 ERA and struck out 219 in 143 innings as a senior...Ranked among the school's all-time career strikeout leaders...Played for the St. Louis Chaos travel team under Rachel Gill.

**Personal:** Born September 14, 1999...Majoring in Business Administration...Daughter of Sherry Davis.



► Catcher/Infield  
► Sophomore ► 5-10 ► R/R  
► East Peoria, Ill.  
► East Peoria Community H.S.  
► Illinois State

10



## ASHLEY EMERT

**Illinois State (2018):** Appeared in 11 games, with one start, as a true freshman...Made collegiate debut as a pinch hitter against UAB (2/9) in the season-opening tournament at South Florida... Earned first career start in the outfield against San Diego (2/16)...Scored first career run as a pinch runner against San Diego (2/17)...Tallied first career hit, a double, vs. Purdue (3/3)... Issued first career walk against Georgia Southern (Feb. 23).

sophomore and junior seasons... Earned the Offensive Player of the Year honor as a freshman and senior...Played catcher and shortstop for the East Peoria Express under coaches Kurt Juerjens and Steve Leverton...Played shortstop for Midland Magic Gold under Coach Dale Shelton and advanced to ASA Nationals in College Station, Texas summer of 2016...Also played basketball at East Peoria Community, earning first-team all-conference and all-area honors twice.

**Prep:** Earned four varsity letters as a catcher and shortstop at East Peoria Community under coach Denee Menzione...Four-time first-team all-conference and all-area selection...Three-time all-state team member...Named MVP both

**Personal:** Born March 5, 1999... Majoring in Business Administration...Daughter of Russ and Jessica Emert...Sister to Jame Stear and Allison Emert...Allison currently plays softball for Heartland CC.



► Infield  
► Freshman ► 6-1 ► R/R  
► Bentonville, Ark.  
► Bentonville West H.S.


27



## ANNA GRIFFIN

**Prep:** Attended Bentonville West High School...Helped lead her school to a 7A state title...Earned all-conference accolades...Is the first Division I softball signee in Bentonville West High School history...Played for the Tulsa Elite 18U 316 travel team...Was a multiple all-state honoree in the shot put.

**Personal:** Born October 24, 2000... Majoring in Nursing...Daughter of Kelly and Kristi Griffin.



► Catcher  
► Freshman ► 5-6 ► R/R  
► Columbia, Ill.  
► Columbia H.S.

21



## CHELSEY PENA

**Prep:** Claimed all-state and all-conference laurels at Columbia High School...Named Belleville News Democrat All-Area...Was also named to the St. Louis Post-Dispatch All-Metro team and played for the St. Louis Chaos under Coach Evan Beatty...Hit .458 with

46 runs, 54 hits, 14 doubles, three triples, a team-high nine home runs and 46 RBI as a senior.

**Personal:** Born April 17, 2000... Majoring in Elementary Education... Daughter of Vance and Sonya Pena.





# SOUTHEAST MISSOURI SOFTBALL

## NEWCOMERS



► Infield  
► Freshman ► 5-6 ► R/R  
► Metropolis, Ill.  
► Masaac County H.S.

1



## PAYTON PIERCE

**Prep:** Earned Illinois High School Association All-Conference and All-South accolades at Massac County High School...Hit .456 with 31 hits, 22 RBI and 16 runs scored as a senior...Won the MaxPreps Player of the Game award a total of seven times that season...Played travel ball with the Illinois Force.

**Personal:** Born January 21, 2000... Majoring in Mass Communication... Daughter of Terry and Krystal Pierce.



► Infield  
► Freshman ► 5-7 ► R/R  
► Johnston City, Ill.  
► Johnston City H.S.

20



## LEAHA WININGER

**Prep:** Earned Illinois High School Association All-Conference and All-South accolades at Massac County High School...Hit .456 with 31 hits, 22 RBI and 16 runs scored as a senior...Won the MaxPreps Player of the Game award a total of seven times that season...Played travel ball with the Illinois Force.

**Personal:** Born July 4, 2000... Majoring in Healthcare Administration...Daughter of Russell and Heather Winingger.





REDHAWKS

7



YEAR IN  
REVIEW





# SOUTHEAST MISSOURI SOFTBALL

## 2018 FINAL STATISTICS

### ALL GAMES

**Overall:** 33-20 **Home:** 13-3 **Away:** 10-11 **Neutral:** 10-6 **OVC:** 15-7

No.	Name	Avg.	GP-GS	AB	R	H	2B	3B	HR	RBI	TB	SLG%	BB	HBP	SO	GDP	OB%	SF	SH	SB-ATT	PO	A	E	FLD%
2	Rachel Anderson	.373	53-53	150	36	56	11	6	1	26	82	.547	25	3	26	0	.469	1	5	15-22	90	7	1	.990
7	Mykaela Arellanes	.355	44-44	138	28	49	8	2	2	22	67	.486	21	1	18	0	.441	1	0	9-11	51	2	2	.964
8	Parker Bandy	.299	52-51	137	24	41	7	2	2	20	58	.423	19	2	29	1	.388	2	1	4-5	82	74	10	.940
4	Claudia Gallo	.290	40-22	62	10	18	3	2	2	8	31	.500	4	6	17	0	.389	0	0	1-1	27	2	1	.967
21	Abby Tillotson	.287	51-49	129	24	37	6	0	7	35	64	.496	22	4	26	1	.396	4	0	2-2	157	8	0	1.000
3	Sarah Messex	.277	53-53	141	31	39	6	2	8	37	73	.518	16	9	32	0	.379	3	0	9-11	90	70	7	.958
12	Addison Barnouski	.258	49-48	124	28	32	8	2	7	25	65	.524	9	1	29	0	.311	1	2	6-6	32	80	10	.918
17	Brooke Rheinecker	.225	49-35	80	12	18	1	0	0	3	19	.238	2	1	7	0	.253	0	8	8-10	24	1	2	.926
26	Ashley Ellis	.212	53-53	137	18	29	4	1	5	21	50	.365	21	3	42	3	.329	0	3	3-3	311	11	3	.991
6	Riley Hayes	.194	36-28	62	3	12	3	1	1	7	20	.323	14	0	20	1	.338	1	1	0-0	108	13	1	.992
-----																								
11	Danina Marton	.500	3-0	2	0	1	0	0	0	0	1	.500	0	0	0	0	.500	0	0	0-0	0	0	0	.000
10	Darby Pruett	.237	24-10	38	3	9	3	0	2	12	18	.474	2	1	11	2	.293	0	0	0-0	7	17	3	.889
16	Randi Dae Conway	.214	41-16	42	15	9	1	0	0	2	10	.238	2	0	11	0	.250	0	2	3-4	12	4	1	.941
1	Claire Wernig	.161	27-5	31	6	5	2	0	0	3	7	.226	4	0	10	0	.257	0	1	2-3	2	0	1	.667
22	Madison Harris	.140	44-5	43	11	6	0	0	0	7	6	.140	3	0	11	0	.191	1	0	5-6	0	0	0	.000
14	Kaylee Anderson	.056	17-3	18	2	1	0	0	0	0	1	.056	1	0	5	0	.105	0	1	0-0	8	6	0	1.000
24	Rachael Donald	.000	11-2	11	1	0	0	0	0	2	0	.000	1	1	3	0	.154	0	0	1-1	18	4	0	1.000
18	Mackenzie Long	.000	16-0	2	6	0	0	0	0	0	0	.000	0	1	0	0	.333	0	0	2-2	0	0	0	.000
5	Alexis Estes	.000	1-0	2	0	0	0	0	0	0	0	.000	0	0	0	0	.000	0	0	0-0	1	8	0	1.000
Totals		.268	53-53	1349	258	362	63	18	37	230	572	.424	166	33	297	8	.359	14	24	70-87	1040	356	43	.970
Opponents		.256	53-53	1349	193	345	52	5	42	184	533	.395	123	26	260	4	.329	5	27	28-38	1030	372	59	.960

LOB - Team (299), Opp (297). DPs turned - Team (18), Opp (17). CI - Team (0), Opp (1). IBB - Team (0), Opp (7).

No.	Name	ERA	W-L	APP	GS	CG	SHO/CBO	SV	IP	H	R	ER	BB	SO	2B	3B	HR	AB	B/Avg.	WP	HBP	BK	SFA	SHA
15	Haley Thogmartin	2.04	12-7	30	17	4	2/4	1	113.0	110	46	33	26	78	14	1	11	443	.248	0	4	0	1	8
19	Madeline Krumrey	3.77	13-7	28	27	12	0/0	2	146.2	160	88	79	52	108	31	3	13	580	.276	9	8	0	2	10
9	Rachel Rook	3.04	5-5	26	3	0	0/2	4	48.1	34	23	21	24	54	4	1	8	168	.202	3	7	0	2	4
14	Kaylee Anderson	4.85	0-0	3	0	0	0/0	0	4.1	5	3	3	1	1	1	0	0	15	.333	0	2	0	0	1
5	Alexis Estes	5.30	3-1	19	6	0	0/2	0	34.1	36	33	26	20	19	2	0	10	143	.252	7	5	0	0	4
Totals		3.27	33-20	53	53	16	6/4	7	346.2	345	193	162	123	260	52	5	42	1349	.256	19	26	0	5	27
Opponents		4.36	20-33	53	53	20	6/2	2	342.1	361	258	213	166	297	63	18	37	1345	.268	28	33	0	14	24

PB - Team (3), Abby Tillotson 3, Opp (14). Pickoffs - Team (5), Abby Tillotson 2, Riley Hayes 2, Madeline Krumrey 1. SBA/ATT - Madeline Krumrey (17-22), Riley Hayes (16-20), Abby Tillotson (12-15), Haley Thogmartin (5-6), Rachel Rook (3-6), Alexis Estes (2-2), Kaylee Anderson (1-2), Rachael Donald (0-1).



# SOUTHEAST MISSOURI SOFTBALL



## 2018 FINAL STATISTICS

### OHIO VALLEY CONFERENCE GAMES

**Overall: 15-7   Home: 10-2   Away: 5-5**

No.	Name	Avg.	GP-GS	AB	R	H	2B	3B	HR	RBI	TB	SLG%	BB	HBP	SO	GDP	OB%	SF	SH	SB-ATT	PO	A	E	FLD%
2	Rachel Anderson	.387	22-22	62	14	24	5	2	0	11	33	.532	11	0	11	0	.473	1	1	9-12	31	3	0	1.000
3	Sarah Messex	.328	22-22	58	19	19	3	0	3	17	31	.534	8	3	14	0	.423	2	0	7-7	42	27	3	.958
8	Parker Bandy	.313	22-22	67	8	21	2	2	0	10	27	.403	6	1	13	1	.378	0	1	0-0	26	32	5	.921
12	Addison Barnouski	.220	20-20	50	10	11	2	1	2	10	21	.420	3	0	14	0	.264	0	0	4-4	14	29	3	.935
26	Ashley Ellis	.167	22-22	60	3	10	1	0	0	2	11	.183	5	1	19	2	.242	0	1	2-2	136	4	2	.986
-----																								
4	Claudia Gallo	.355	18-9	31	6	11	2	1	2	6	21	.677	3	4	4	0	.474	0	0	0-0	12	0	0	1.000
7	Mykaela Arellanes	.319	14-14	47	8	15	2	0	0	6	17	.362	4	0	11	0	.373	0	0	4-5	10	1	0	1.000
17	Brooke Rheinecker	.313	20-15	32	6	10	1	0	0	3	11	.344	1	1	1	0	.353	0	4	4-6	11	1	1	.923
10	Darby Pruett	.308	14-8	26	3	8	2	0	2	10	16	.615	1	1	8	2	.357	0	0	0-0	4	15	2	.905
21	Abby Tillotson	.271	21-20	48	9	13	3	0	2	11	22	.458	10	3	13	0	.419	1	0	1-1	84	6	0	1.000
1	Claire Wernig	.267	13-2	15	4	4	2	0	0	2	6	.400	2	0	6	0	.353	0	0	1-1	1	0	1	.500
6	Riley Hayes	.250	12-9	16	0	4	2	0	0	1	6	.375	4	0	7	0	.400	0	0	0-0	48	7	0	1.000
16	Randi Dae Conway	.150	19-10	20	6	3	1	0	0	2	4	.200	1	0	5	0	.190	0	1	1-1	7	0	0	1.000
22	Madison Harris	.118	18-2	17	7	2	0	0	0	3	2	.118	1	0	1	0	.158	1	0	2-3	0	0	0	.000
24	Rachael Donald	.000	3-1	4	0	0	0	0	0	0	0	.000	0	0	1	0	.000	0	0	0-0	6	3	0	1.000
14	Kaylee Anderson	.000	5-0	3	1	0	0	0	0	0	0	.000	0	0	0	0	.000	0	0	0-0	0	0	0	.000
18	Mackenzie Long	.000	6-0	1	2	0	0	0	0	0	0	.000	0	0	0	0	.000	0	0	0-0	0	0	0	.000
Totals		.278	22-22	557	106	155	28	6	11	94	228	.409	60	14	128	5	.360	5	8	35-42	440	154	17	.972
Opponents		.239	22-22	557	73	133	22	3	17	68	212	.381	56	6	128	1	.314	2	11	14-19	428	151	21	.965

LOB - Team (111), Opp (119). DPs turned - Team (5), Opp (8). CI - Team (0), Opp (1). IBB - Team (0), Opp (2).

No.	Name	ERA	W-L	APP	GS	CG	SHO/CBO	SV	IP	H	R	ER	BB	SO	2B	3B	HR	AB	B/Avg.	WP	HBP	BK	SFA	SHA
15	Haley Thogmartin	1.88	6-2	11	10	2	1/2	0	52.0	45	21	14	10	43	8	0	6	197	.228	0	1	0	0	6
19	Madeline Krumrey	3.67	4-4	11	11	6	0/0	1	63.0	69	40	33	25	54	12	2	7	254	.272	2	0	0	1	2
-----																								
9	Rachel Rook	1.48	5-1	12	0	0	0/2	2	23.2	10	5	5	14	26	0	1	1	75	.133	3	4	0	1	1
5	Alexis Estes	5.25	0-0	5	1	0	0/0	0	8.0	9	7	6	7	5	2	0	3	31	.290	0	1	0	0	2
Totals		2.77	15-7	22	22	8	3/2	3	146.2	133	73	58	56	128	22	3	17	557	.239	5	6	0	2	11
Opponents		4.50	7-15	22	22	12	3/0	0	141.2	154	106	91	60	128	28	6	11	553	.278	15	14	0	5	8

PB - Team (0), Opp (3). Pickoffs - Team (4), HAYES 2, TILLOTSON 2. SBA/ATT - KRUMREY (9-13), HAYES (9-11), TILLOTSON (5-7), ROOK (3-4), THOGMARTIN (2-2), DONALD (0-1).





# SOUTHEAST MISSOURI SOFTBALL

## 2018 FINAL STATISTICS

### GAME-BY-GAME RESULTS

Date	Opponent	W/L	Score	R	H	E/	R	H	E	Innings	Overall	Conference	Pitcher of Record	Attendance	Time
02-09-18	vs. South Dakota State !	W	4-1	4	7	1/	1	5	1	7	1-0-0	0-0-0	Krumrey (W, 1-0)	95	1:48
02-09-18	at Northern Iowa !	L	0-7	0	5	2/	7	8	0	7	1-1-0	0-0-0	Thogmartin (L, 0-1)	155	1:40
02-10-18	vs. UMKC !	W	13-3	13	14	1/	3	4	2	5	2-1-0	0-0-0	Estes (W, 1-0)	65	1:50
02-10-18	at Northern Iowa !	L	0-8	0	3	1/	8	12	0	5	2-2-0	0-0-0	Krumrey (L, 1-1)	130	1:20
02-11-18	vs. Drake !	L	0-1	0	4	0/	1	5	1	7	2-3-0	0-0-0	Rook (L, 0-1)	80	1:30
02-23-18	vs. Evansville %	W	9-0	9	7	1/	0	2	2	6	3-3-0	0-0-0	Estes (W, 2-0)	77	1:50
02-23-18	vs. Alabama State %	W	14-1	14	9	0/	1	3	2	5	4-3-0	0-0-0	Krumrey (W, 2-1)	50	1:30
02-24-18	vs. IUPUI %	W	7-0	7	7	0/	0	5	3	7	5-3-0	0-0-0	Estes (W, 3-0)	68	1:52
02-24-18	at Chattanooga %	L	5-8	5	7	0/	8	8	2	7	5-4-0	0-0-0	Rook (L, 0-2)	210	2:21
02-25-18	vs. Western Michigan %	W	8-7	8	10	0/	7	7	1	7	6-4-0	0-0-0	Thogmartin (W, 1-1)	53	2:33
02-25-18	vs. Western Illinois %	W	2-1	2	5	0/	1	3	0	7	7-4-0	0-0-0	Krumrey (W, 3-1)	73	1:48
03-03-18	vs. Ohio #	W	2-1	2	3	0/	1	5	0	7	8-4-0	0-0-0	Krumrey (W, 4-1)	250	1:53
03-03-18	at #22 Kentucky #	L	2-4	2	5	1/	4	7	0	7	8-5-0	0-0-0	Thogmartin (L, 1-2)	678	2:09
03-04-18	vs. Ohio #	L	1-5	1	4	0/	5	9	1	7	8-6-0	0-0-0	Thogmartin (L, 1-3)	-	2:13
03-04-18	at #22 Kentucky #	L	2-11	2	7	1/	11	12	1	7	8-7-0	0-0-0	Krumrey (L, 4-2)	-	2:07
03-09-18	at Creighton	L	3-6	3	7	0/	6	11	1	7	8-8-0	0-0-0	Rook (L, 0-3)	157	2:05
03-10-18	at Creighton	W	7-4	7	4	1/	4	11	1	7	9-8-0	0-0-0	Thogmartin (W, 2-3)	108	2:10
03-10-18	at Creighton	L	5-7	5	9	2/	7	10	1	7	9-9-0	0-0-0	Krumrey (L, 4-3)	105	1:50
<b>03-13-18</b>	<b>INDIANA STATE</b>	<b>W</b>	<b>5-1</b>	<b>5</b>	<b>8</b>	<b>0/</b>	<b>1</b>	<b>5</b>	<b>2</b>	<b>7</b>	<b>10-9-0</b>	<b>0-0-0</b>	<b>Krumrey (W, 5-3)</b>	<b>190</b>	<b>1:35</b>
<b>03-13-18</b>	<b>INDIANA STATE</b>	<b>W</b>	<b>4-1</b>	<b>4</b>	<b>5</b>	<b>0/</b>	<b>1</b>	<b>8</b>	<b>1</b>	<b>7</b>	<b>11-9-0</b>	<b>0-0-0</b>	<b>Thogmartin (W, 3-3)</b>	<b>200</b>	<b>1:48</b>
03-17-18	vs. Tennessee Tech \$	W	7-3	7	6	2/	3	5	3	7	12-9-0	0-0-0	Thogmartin (W, 4-3)	63	1:56
03-17-18	at Memphis \$	W	8-7	8	8	1/	7	13	2	7	13-9-0	0-0-0	Krumrey (W, 6-3)	176	2:24
03-18-18	vs. South Dakota \$	W	10-2	10	11	1/	2	5	0	5	14-9-0	0-0-0	Krumrey (W, 7-3)	97	1:44
03-18-18	vs. SIU Edwardsville \$	W	10-7	10	11	2/	7	10	1	7	15-9-0	0-0-0	Thogmartin (W, 5-3)	114	2:08
<b>03-21-18</b>	<b>MISSOURI</b>	<b>L</b>	<b>2-10</b>	<b>2</b>	<b>3</b>	<b>3/</b>	<b>10</b>	<b>7</b>	<b>0</b>	<b>5</b>	<b>15-10-0</b>	<b>0-0-0</b>	<b>Estes (L, 3-1)</b>	<b>240</b>	<b>1:42</b>
<b>03-21-18</b>	<b>MISSOURI</b>	<b>W</b>	<b>8-2</b>	<b>8</b>	<b>8</b>	<b>0/</b>	<b>2</b>	<b>4</b>	<b>0</b>	<b>7</b>	<b>16-10-0</b>	<b>0-0-0</b>	<b>Krumrey (W, 8-3)</b>	<b>225</b>	<b>1:53</b>
<b>03-23-18</b>	<b>TENNESSEE TECH*</b>	<b>W</b>	<b>5-1</b>	<b>5</b>	<b>9</b>	<b>2/</b>	<b>1</b>	<b>4</b>	<b>0</b>	<b>7</b>	<b>17-10-0</b>	<b>1-0-0</b>	<b>Krumrey (W, 9-3)</b>	<b>123</b>	<b>1:28</b>
<b>03-23-18</b>	<b>TENNESSEE TECH*</b>	<b>W</b>	<b>4-3</b>	<b>4</b>	<b>8</b>	<b>0/</b>	<b>3</b>	<b>7</b>	<b>0</b>	<b>7</b>	<b>18-10-0</b>	<b>2-0-0</b>	<b>Rook (W, 1-3)</b>	<b>142</b>	<b>1:39</b>
<b>03-25-18</b>	<b>JACKSONVILLE STATE*</b>	<b>L</b>	<b>0-6</b>	<b>0</b>	<b>3</b>	<b>1/</b>	<b>6</b>	<b>8</b>	<b>2</b>	<b>7</b>	<b>18-11-0</b>	<b>2-1-0</b>	<b>Thogmartin (L, 5-4)</b>	<b>120</b>	<b>1:58</b>
<b>03-25-18</b>	<b>JACKSONVILLE STATE*</b>	<b>W</b>	<b>7-2</b>	<b>7</b>	<b>7</b>	<b>2/</b>	<b>2</b>	<b>7</b>	<b>0</b>	<b>7</b>	<b>19-11-0</b>	<b>3-1-0</b>	<b>Krumrey (10-3)</b>	<b>115</b>	<b>1:57</b>
04-05-18	at Southern Illinois	L	1-2	1	5	0/	2	6	4	(9)	19-12-0	3-1-0	Thogmartin (L, 5-5)	174	2:00
04-06-18	at Austin Peay*	L	2-5	2	5	1/	5	12	0	7	19-13-0	3-2-0	Krumrey (L, 10-4)	50	1:48
04-06-18	at Austin Peay*	W	11-2	11	9	0/	2	2	3	5	20-13-0	4-2-0	Thogmartin (W, 6-5)	60	1:35
04-08-18	at Murray State*	W	8-7	8	11	3/	7	7	1	7	21-13-0	5-2-0	Rook (W, 2-3)	222	2:27
04-08-18	at Murray State*	W	11-8	11	12	2/	8	9	4	7	22-13-0	6-2-0	Thogmartin (W, 7-5)	152	1:55
04-11-18	at Eastern Illinois*	L	1-4	1	5	0/	4	10	1	7	22-14-0	6-3-0	Krumrey (L, 10-5)	133	1:36
04-11-18	at Eastern Illinois*	L	1-4	1	3	1/	4	6	0	7	22-15-0	6-4-0	Thogmartin (L, 7-6)	131	1:31
<b>04-13-18</b>	<b>SIU EDWARDSVILLE*</b>	<b>W</b>	<b>6-2</b>	<b>6</b>	<b>6</b>	<b>0/</b>	<b>2</b>	<b>6</b>	<b>0</b>	<b>7</b>	<b>23-15-0</b>	<b>7-4-0</b>	<b>Thogmartin (W, 8-6)</b>	<b>83</b>	<b>1:46</b>
<b>04-13-18</b>	<b>SIU EDWARDSVILLE*</b>	<b>W</b>	<b>7-5</b>	<b>7</b>	<b>9</b>	<b>1/</b>	<b>5</b>	<b>9</b>	<b>1</b>	<b>7</b>	<b>24-15-0</b>	<b>8-4-0</b>	<b>Rook (W, 3-3)</b>	<b>78</b>	<b>1:30</b>
<b>04-17-18</b>	<b>UT MARTIN*</b>	<b>L</b>	<b>0-4</b>	<b>0</b>	<b>6</b>	<b>0/</b>	<b>4</b>	<b>11</b>	<b>0</b>	<b>7</b>	<b>24-16-0</b>	<b>8-5-0</b>	<b>Krumrey (L, 10-6)</b>	<b>210</b>	<b>1:44</b>
<b>04-17-18</b>	<b>UT MARTIN*</b>	<b>W</b>	<b>1-0</b>	<b>1</b>	<b>7</b>	<b>1/</b>	<b>0</b>	<b>4</b>	<b>0</b>	<b>(8)</b>	<b>25-16-0</b>	<b>9-5-0</b>	<b>Rook (W, 4-3)</b>	<b>190</b>	<b>1:58</b>
04-21-18	at Morehead State*	W	2-0	2	4	0/	0	2	0	7	26-16-0	10-5-0	Thogmartin (W, 9-6)	244	1:38
04-21-18	at Morehead State*	W	4-1	4	8	0/	1	1	1	(8)	27-16-0	11-5-0	Krumrey (W, 11-6)	124	2:00
04-22-18	at Eastern Kentucky*	L	4-5	4	6	0/	5	7	0	7	27-17-0	11-6-0	Rook (L, 4-4)	175	2:02
04-22-18	at Eastern Kentucky*	L	0-3	0	4	0/	3	3	1	7	27-18-0	11-7-0	Krumrey (L, 11-7)	175	1:19
04-25-18	at Saint Louis	W	7-1	7	11	0/	1	6	2	7	28-18-0	11-7-0	Krumrey (W, 12-7)	229	1:47
04-25-18	at Saint Louis	W	1-0	1	5	1/	0	2	3	7	29-18-0	11-7-0	Thogmartin (W, 10-6)	209	1:16
<b>04-28-18</b>	<b>TENNESSEE STATE*</b>	<b>W</b>	<b>16-8</b>	<b>16</b>	<b>13</b>	<b>1/</b>	<b>8</b>	<b>8</b>	<b>2</b>	<b>6</b>	<b>30-18-0</b>	<b>12-7-0</b>	<b>Rook (W, 5-4)</b>	<b>240</b>	<b>2:35</b>
<b>04-28-18</b>	<b>TENNESSEE STATE*</b>	<b>W</b>	<b>9-0</b>	<b>9</b>	<b>10</b>	<b>0/</b>	<b>0</b>	<b>2</b>	<b>4</b>	<b>6</b>	<b>31-18-0</b>	<b>13-7-0</b>	<b>Thogmartin (W, 11-6)</b>	<b>180</b>	<b>1:46</b>
<b>04-29-18</b>	<b>BELMONT*</b>	<b>W</b>	<b>3-2</b>	<b>3</b>	<b>3</b>	<b>0/</b>	<b>2</b>	<b>3</b>	<b>1</b>	<b>7</b>	<b>32-18-0</b>	<b>14-7-0</b>	<b>Krumrey (W, 13-7)</b>	<b>228</b>	<b>1:41</b>
<b>04-29-18</b>	<b>BELMONT*</b>	<b>W</b>	<b>4-1</b>	<b>4</b>	<b>7</b>	<b>2/</b>	<b>1</b>	<b>5</b>	<b>0</b>	<b>7</b>	<b>33-18-0</b>	<b>15-7-0</b>	<b>Thogmartin (W, 12-6)</b>	<b>178</b>	<b>1:38</b>
05-09-18	vs. #5 SIU Edwardsville @	L	4-5	4	5	2/	5	9	1	7	33-19-0	15-7-0	Rook (L, 5-5)	832	2:47
05-10-18	vs. #8 Morehead State @	L	1-4	1	4	3/	4	5	0	7	33-20-0	15-7-0	Thogmartin (L, 12-7)	1187	1:33

Home Games in **BOLD CAPS**; \* - Denotes Ohio Valley Conference Game; ! - Northern Iowa Dome Classic (Cedar Falls, Iowa); % - Frost Classic (Chattanooga, Tenn.); # - John Cropp Classic (Lexington, Ky.); \$ - Memphis Tiger Classic (Memphis, Tenn.); @ - OVC Tournament (Oxford, Ala.)





# SOUTHEAST MISSOURI SOFTBALL



## 2018 FINAL STATISTICS

### HITTING STATISTICS (HOME GAMES)

**Home: 13-3 OVC: 10-2**

No.	Name	Avg.	GP-GS	AB	R	H	2B	3B	HR	RBI	TB	SLG%	BB	HBP	SO	GDP	OB%	SF	SH	SB-ATT	PO	A	E	FLD%	
4	Claudia Gallo	.350	13-6	20	4	7	2	0	2	6	15	.750	3	3	4	0	.500	0	0	0-0	9	0	0	1.000	
2	Rachel Anderson	.349	16-16	43	10	15	1	2	0	4	20	.465	8	0	6	0	.451	0	2	7-9	32	3	0	1.000	
3	Sarah Messex	.325	16-16	40	14	13	3	0	4	14	28	.700	5	3	9	0	.429	1	0	4-4	25	26	4	.927	
21	Abby Tillotson	.323	16-16	31	7	10	2	0	1	10	15	.484	11	3	6	0	.511	2	0	1-1	52	4	0	1.000	
12	Addison Barnouski	.316	14-14	38	9	12	4	1	2	8	24	.632	0	0	11	0	.316	0	0	1-1	7	17	2	.923	
17	Brooke Rheinecker	.316	13-9	19	3	6	0	0	0	1	6	.316	0	1	2	0	.350	0	3	3-4	6	1	1	.875	
7	Mykaela Arellanes	.304	14-14	46	10	14	1	0	2	10	21	.457	5	0	6	0	.373	0	0	4-4	11	0	0	1.000	
8	Parker Bandy	.304	16-16	46	7	14	2	0	0	4	16	.348	6	0	7	1	.385	0	1	1-1	23	27	2	.962	
1	Claire Wernig	.286	9-1	7	3	2	1	0	0	2	3	.429	3	0	1	0	.500	0	0	1-1	1	0	1	.500	
10	Darby Pruett	.267	10-5	15	1	4	2	0	1	5	9	.600	1	0	4	2	.313	0	0	0-0	3	5	2	.800	
6	Riley Hayes	.235	10-10	17	0	4	1	0	0	2	5	.294	4	0	5	1	.364	1	0	0-0	45	4	0	1.000	
26	Ashley Ellis	.220	16-16	41	3	9	1	0	1	5	13	.317	4	1	13	1	.304	0	0	1-1	102	2	1	.990	
16	Randi Dae Conway	.125	13-5	8	4	1	0	0	0	0	1	.125	1	0	4	0	.222	0	1	0-0	1	0	0	1.000	
22	Madison Harris	.100	13-0	10	4	1	0	0	0	2	1	.100	1	0	3	0	.182	0	0	1-1	0	0	0	.000	
14	Kaylee Anderson	.000	3-0	2	1	0	0	0	0	0	0	.000	0	0	0	0	.000	0	0	0-0	0	0	0	.000	
24	Rachael Donald	.000	2-0	2	0	0	0	0	0	0	0	.000	0	0	0	0	.000	0	0	0-0	4	2	0	1.000	
11	Danina Marton	.000	1-0	1	0	0	0	0	0	0	0	.000	0	0	0	0	.000	0	0	0-0	0	0	0	.000	
18	Mackenzie Long	.000	7-0	0	1	0	0	0	0	0	0	.000	0	0	0	0	.000	0	0	1-1	0	0	0	.000	
Totals		.290	16-16	386	81	112	20	3	13	73	177	.459	52	11	81	5	.386	4	7	25-28	327	107	13	.971	
Opponents		.236	16-16	415	48	98	18	1	10	44	148	.357	36	4	95	2	.302	2	5	12-14	293	116	13	.969	
LOB - Team (87), Opp (87). DPs turned - Team (5), Opp (7). CI - Team (0), Opp (1). IBB - Team (0), Opp (1).																									

### HITTING STATISTICS (AWAY GAMES)

**Away: 10-11 OVC: 5-5**

No.	Name	Avg.	GP-GS	AB	R	H	2B	3B	HR	RBI	TB	SLG%	BB	HBP	SO	GDP	OB%	SF	SH	SB-ATT	PO	A	E	FLD%	
2	Rachel Anderson	.460	21-21	63	15	29	5	2	1	15	41	.651	9	2	11	0	.533	1	0	5-9	28	3	0	1.000	
8	Parker Bandy	.333	21-21	57	10	19	2	2	2	12	31	.544	5	1	11	0	.391	1	0	1-1	31	31	4	.939	
21	Abby Tillotson	.241	19-18	58	7	14	2	0	3	13	25	.431	1	1	13	1	.262	1	0	0-0	60	3	0	1.000	
12	Addison Barnouski	.220	20-19	50	9	11	1	0	3	11	21	.420	4	0	11	0	.273	1	1	4-4	15	40	3	.948	
3	Sarah Messex	.211	21-21	57	13	12	0	0	3	9	21	.368	6	4	15	0	.324	1	0	3-4	44	19	2	.969	
26	Ashley Ellis	.119	21-21	59	4	7	1	0	1	3	11	.186	6	1	17	2	.212	0	1	1-1	128	7	1	.993	
11	MARTON, Danina	1.000	2-0	1	0	1	0	0	0	0	1	1.000	0	0	0	0	1.000	0	0	0-0	0	0	0	.000	
7	Mykaela Arellanes	.349	14-14	43	11	15	5	0	0	4	20	.465	8	1	8	0	.462	0	0	2-3	15	2	1	.944	
4	Claudia Gallo	.286	16-10	28	3	8	1	1	0	1	11	.393	0	2	6	0	.333	0	0	0-0	13	1	1	.933	
10	Darby Pruett	.250	11-4	16	2	4	0	0	1	6	7	.438	1	1	7	0	.333	0	0	0-0	2	10	1	.923	
16	Randi Dae Conway	.222	14-9	27	4	6	1	0	0	2	7	.259	1	0	5	0	.250	0	0	2-3	10	4	1	.933	
17	Brooke Rheinecker	.182	21-13	33	3	6	1	0	0	2	7	.212	1	0	1	0	.206	0	1	2-3	7	0	0	1.000	
22	Madison Harris	.182	19-5	22	5	4	0	0	0	4	4	.182	1	0	3	0	.208	1	0	2-3	0	0	0	.000	
6	Riley Hayes	.174	13-8	23	3	4	2	1	1	4	11	.478	4	0	6	0	.296	0	1	0-0	33	6	1	.975	
1	Claire Wernig	.143	10-2	14	2	2	1	0	0	1	3	.214	0	0	6	0	.143	0	0	1-1	1	0	0	1.000	
24	Rachael Donald	.000	6-2	8	1	0	0	0	0	2	0	.000	0	0	2	0	.000	0	0	1-1	10	2	0	1.000	
14	Kaylee Anderson	.000	6-1	7	1	0	0	0	0	0	0	.000	1	0	2	0	.125	0	1	0-0	4	5	0	1.000	
18	Mackenzie Long	.000	7-0	1	4	0	0	0	0	0	0	.000	0	1	0	0	.500	0	0	1-1	0	0	0	.000	
Totals		.250	21-21	567	97	142	22	6	15	89	221	.390	48	14	124	3	.321	6	5	25-34	407	160	15	.974	
Opponents		.272	21-21	529	86	144	17	4	18	81	223	.422	56	9	94	1	.351	1	16	915	435	159	29	.953	
LOB - Team (108), Opp (118). DPs turned - Team (8), Opp (7). IBB - Team (0), Opp (5).																									





# SOUTHEAST MISSOURI SOFTBALL

## 2018 FINAL STATISTICS

### HITTING STATISTICS (NEUTRAL GAMES)

Neutral: 10-6

No.	Name	Avg.	GP-GS	AB	R	H	2B	3B	HR	RBI	TB	SLG%	BB	HBP	SO	GDP	OB%	SF	SH	SB-ATT	PO	A	E	FLD%
7	Mykaela Arellanes	.408	16-16	49	7	20	2	2	0	8	26	.531	8	0	4	0	.483	1	0	3-4	25	0	1	.962
26	Ashley Ellis	.351	16-16	37	11	13	2	1	3	13	26	.703	11	1	12	0	.510	0	2	1-1	81	2	1	.988
21	Abby Tillotson	.325	16-15	40	10	13	2	0	3	12	24	.600	10	0	7	0	.451	1	0	1-1	45	1	0	1.000
3	Sarah Messex	.318	16-16	44	4	14	3	2	1	14	24	.545	5	2	8	0	.404	1	0	2-3	21	25	1	.979
16	Randi Dae Conway	.286	14-2	7	7	2	0	0	0	0	2	.286	0	0	2	0	.286	0	1	1-1	1	0	0	1.000
2	Rachel Anderson	.273	16-16	44	11	12	5	2	0	7	21	.477	8	1	9	0	.396	0	3	3-4	30	1	1	.969
12	Addison Barnouski	.250	15-15	36	10	9	3	1	2	6	20	.556	5	1	7	0	.357	0	1	1-1	10	23	5	.868
8	Parker Bandy	.235	15-14	34	7	8	3	0	0	4	11	.324	8	1	11	0	.386	1	0	2-3	28	16	4	.917
17	Brooke Rheinecker	.214	15-13	28	6	6	0	0	0	0	6	.214	1	0	4	0	.241	0	4	3-3	11	0	1	.917
4	Claudia Gallo	.214	11-6	14	3	3	0	1	0	1	5	.357	1	1	7	0	.313	0	0	1-1	5	1	0	1.000
6	Riley Hayes	.182	13-10	22	0	4	0	0	0	1	4	.182	6	0	9	0	.357	0	0	0-0	30	3	0	1.000
10	Darby Pruett	.143	3-1	7	0	1	1	0	0	1	2	.286	0	0	0	0	.143	0	0	0-0	2	2	0	1.000
14	Kaylee Anderson	.111	8-2	9	0	1	0	0	0	0	1	.111	0	0	3	0	.111	0	0	0-0	4	1	0	1.000
1	Claire Wernig	.100	8-2	10	1	1	0	0	0	0	1	.100	1	0	3	0	.182	0	1	0-1	0	0	0	.000
22	Madison Harris	.091	12-0	11	2	1	0	0	0	1	1	.091	1	0	5	0	.167	0	0	2-2	0	0	0	.000
5	Alexis Estes	.000	1-0	2	0	0	0	0	0	0	0	.000	0	0	0	0	.000	0	0	0-0	1	1	0	1.000
24	Rachael Donald	.000	3-0	1	0	0	0	0	0	0	0	.000	1	1	1	0	.667	0	0	0-0	4	0	0	1.000
18	Mackenzie Long	.000	2-0	1	1	0	0	0	0	0	0	.000	0	0	0	0	.000	0	0	0-0	0	0	0	.000
Totals		.273	16-16	396	80	108	21	9	9	68	174	.439	66	8	92	0	.384	4	12	20-25	306	89	15	.963
Opponents		.254	16-16	405	59	103	17	0	14	59	162	.400	31	13	71	1	.326	2	6	7-9	302	97	17	.959

LOB - Team (104), Opp (92). DPs turned - Team (5), Opp (3). IBB - Team (0), Opp (1).

### HITTING STATISTICS (NON-CONFERENCE GAMES)

Overall: 18-13 Home: 3-1 Away: 5-6 Neutral: 10-6

No.	Name	Avg.	GP-GS	AB	R	H	2B	3B	HR	RBI	TB	SLG%	BB	HBP	SO	GDP	OB%	SF	SH	SB-ATT	PO	A	E	FLD%
7	Mykaela Arellanes	.374	30-30	91	20	34	6	2	2	16	50	.549	17	1	7	0	.473	1	0	5-6	41	1	2	.955
2	Rachel Anderson	.364	31-31	88	22	32	6	4	1	15	49	.557	14	3	15	0	.467	0	4	6-10	59	4	1	.984
21	Abby Tillotson	.296	30-29	81	15	24	3	0	5	24	42	.519	12	1	13	1	.381	3	0	1-1	73	2	0	1.000
8	Parker Bandy	.286	30-29	70	16	20	5	0	2	10	31	.443	13	1	16	0	.395	2	0	4-5	56	42	5	.951
12	Addison Barnouski	.284	29-28	74	18	21	6	1	5	15	44	.595	6	1	15	0	.341	1	2	2-2	18	51	7	.908
26	Ashley Ellis	.247	31-31	77	15	19	3	1	5	19	39	.506	16	2	23	1	.389	0	2	1-1	175	7	1	.995
3	Sarah Messex	.241	31-31	83	12	20	3	2	5	20	42	.506	8	6	18	0	.347	1	0	2-4	48	43	4	.958
11	Danina Marton	.500	3-0	2	0	1	0	0	0	0	1	.500	0	0	0	0	.500	0	0	0-0	0	0	0	.000
16	Randi Dae Conway	.273	22-6	22	9	6	0	0	0	0	6	.273	1	0	6	0	.304	0	1	2-3	5	4	1	.900
4	Claudia Gallo	.226	22-13	31	4	7	1	1	0	2	10	.323	1	2	13	0	.294	0	0	1-1	15	2	1	.944
6	Riley Hayes	.174	24-19	46	3	8	1	1	1	6	14	.304	10	0	13	1	.316	1	1	0-0	60	6	1	.985
17	Brooke Rheinecker	.167	29-20	48	6	8	0	0	0	0	8	.167	1	0	6	0	.184	0	4	4-4	13	0	1	.929
22	Madison Harris	.154	26-3	26	4	4	0	0	0	4	4	.154	2	0	10	0	.214	0	0	3-3	0	0	0	.000
10	Darby Pruett	.083	10-2	12	0	1	1	0	0	2	2	.167	1	0	3	0	.154	0	0	0-0	3	2	1	.833
14	Kaylee Anderson	.067	12-3	15	1	1	0	0	0	0	1	.067	1	0	5	0	.125	0	1	0-0	8	6	0	1.000
1	Claire Wernig	.063	14-3	16	2	1	0	0	0	1	1	.063	2	0	4	0	.167	0	1	1-2	1	0	0	1.000
24	Rachael Donald	.000	8-1	7	1	0	0	0	0	2	0	.000	1	1	2	0	.222	0	0	1-1	12	1	0	1.000
5	Alexis Estes	.000	1-0	2	0	0	0	0	0	0	0	.000	0	0	0	0	.000	0	0	0-0	1	5	0	1.000
18	Mackenzie Long	.000	10-0	1	4	0	0	0	0	0	0	.000	0	1	0	0	.500	0	0	2-2	0	0	0	.000
Totals		.261	31-31	792	152	207	35	12	26	136	344	.434	106	19	169	3	.359	9	16	35-45	600	202	26	.969
Opponents		.268	31-31	792	120	212	30	2	25	116	321	.405	67	20	132	3	.339	3	16	14-19	602	221	38	.956

LOB - Team (188), Opp (178). DPs turned - Team (13), Opp (9). IBB - Team (0), Opp (5).



# SOUTHEAST MISSOURI SOFTBALL



## 2018 FINAL STATISTICS

### PITCHING STATISTICS (HOME GAMES)

**Home: 13-3 OVC: 10-2**

No.	Name	ERA	W-L	APP	GS	CG	SHO/CBO	SV	IP	H	R	ER	BB	SO	2B	3B	HR	AB	B/Avg.	WP	HBP	BK	SFA	SHA
15	Haley Thogmartin	1.74	4-1	8	7	3	1/1	0	40.1	40	14	10	5	28	6	0	5	160	.250	0	0	0	0	3
19	Madeline Krumrey	2.90	5-1	8	8	6	0/0	1	50.2	47	23	21	17	49	11	0	2	195	.241	1	1	0	2	0
9	Rachel Rook	2.86	4-0	7	0	0	0/1	0	14.2	8	6	6	8	17	0	1	2	48	.167	3	2	0	0	1
5	Alexis Estes	8.40	0-1	3	1	0	0/0	0	3.1	3	5	4	6	1	1	0	1	12	.250	0	1	0	0	1
Totals		2.63	13-3	16	16	9	2/1	1	109.0	98	48	41	36	95	18	1	10	415	.236	4	4	0	2	5
Opponents		5.02	3-13	16	16	7	2/0	0	97.2	112	81	70	52	81	20	3	13	386	.290	14	11	0	4	7

PB - Team (0), Opp (1). Pickoffs - Team (2), Riley Hayes 1, Abby Tillotson 1. SBA/ATT - Madeline Krumrey (10-11), Riley Hayes (8-9), Abby Tillotson (4-5), Rachel Rook (1-2), Haley Thogmartin (1-1).

### PITCHING STATISTICS (AWAY GAMES)

**Away: 10-11 OVC: 5-5**

No.	Name	ERA	W-L	APP	GS	CG	SHO/CBO	SV	IP	H	R	ER	BB	SO	2B	3B	HR	AB	B/Avg.	WP	HBP	BK	SFA	SHA
15	Haley Thogmartin	1.89	5-4	12	7	1	1/1	0	44.1	45	19	12	13	32	6	1	2	176	.256	0	3	0	0	4
19	Madeline Krumrey	4.34	4-4	13	12	3	0/0	1	61.1	73	44	38	19	41	10	3	9	246	.297	5	3	0	0	6
14	Kaylee Anderson	0.00	0-0	1	0	0	0/0	0	2.0	2	0	0	1	1	0	0	0	5	.400	0	0	0	0	1
9	Rachel Rook	3.20	1-3	11	0	0	0/1	2	15.1	10	7	7	15	14	0	0	2	50	.200	0	2	0	1	2
5	Alexis Estes	6.08	0-0	8	2	0	0/0	0	12.2	14	16	11	8	6	1	0	5	52	.269	2	1	0	0	3
Totals		3.51	10-11	21	21	4	2/1	3	135.2	144	86	68	56	94	17	4	18	529	.272	7	9	0	1	16
Opponents		3.84	11-10	21	21	7	2/1	1	144.0	141	97	79	48	124	22	6	15	563	.250	6	14	0	6	5

PB - Team (3), Abby Tillotson 3, Opp (4). Pickoffs - Team (3), Abby Tillotson 1, Madeline Krumrey 1, Riley Hayes 1. SBA/ATT - Madeline Krumrey (3-7), Riley Hayes (4-7), Abby Tillotson (5-6), Haley Thogmartin (4-4), Rachel Rook (2-3), Rachael Donald (0-1), Kaylee Anderson (0-1).

### PITCHING STATISTICS (NEUTRAL GAMES)

**Neutral: 10-6**

No.	Name	ERA	W-L	APP	GS	CG	SHO/CBO	SV	IP	H	R	ER	BB	SO	2B	3B	HR	AB	B/Avg.	WP	HBP	BK	SFA	SHA
15	Haley Thogmartin	2.72	3-2	10	3	0	0/2	1	28.1	25	13	11	8	18	2	0	4	107	.234	0	1	0	1	1
19	Madeline Krumrey	4.04	4-2	7	7	3	0/0	0	34.2	40	21	20	16	18	10	0	2	139	.288	3	4	0	0	4
9	Rachel Rook	3.05	0-2	8	3	0	0/0	2	18.1	16	10	8	1	23	4	0	4	70	.229	0	3	0	1	1
5	Alexis Estes	4.20	3-0	8	3	0	0/2	0	18.1	19	12	11	6	12	0	0	4	79	.241	5	3	0	0	0
14	Kaylee Anderson	9.00	0-0	2	0	0	0/0	0	2.1	3	3	3	0	0	1	0	0	10	.300	0	2	0	0	0
Totals		3.64	10-6	16	16	3	2/2	3	102.0	103	59	53	31	71	17	0	14	405	.254	8	13	0	2	6
Opponents		4.45	6-10	16	16	6	2/1	1	100.2	108	80	64	66	92	21	9	9	396	.273	8	8	0	4	12

PB - Team (0), Opp (9). SBA/ATT - Abby Tillotson (3-4), Riley Hayes (4-4), Madeline Krumrey (4-4), Alexis Estes (2-2), Kaylee Anderson (1-1), Haley Thogmartin (0-1), Rachel Rook (0-1).







# SOUTHEAST MISSOURI SOFTBALL

## 2018 FINAL STATISTICS

### PITCHING STATISTICS (NON-CONFERENCE GAMES)

**Overall:** 18-13 **Home:** 3-1 **Away:** 5-6 **Neutral:** 10-6

No.	Name	ERA	W-L	APP	GS	CG	SHO/CBO	SV	IP	H	R	ER	BB	SO	2B	3B	HR	AB	B/Avg.	WP	HBP	BK	SFA	SHA
15	Haley Thogmartin	2.18	6-5	19	7	2	1/2	1	61.0	65	25	19	16	35	6	1	5	246	.264	0	3	0	1	2
19	Madeline Krumrey	3.85	9-3	17	16	6	0/0	1	83.2	91	48	46	27	54	19	1	6	326	.279	7	8	0	1	8
9	Rachel Rook	4.54	0-4	14	3	0	0/0	2	24.2	24	18	16	10	28	4	0	7	93	.258	0	3	0	1	3
14	Kaylee Anderson	4.85	0-0	3	0	0	0/0	0	4.1	5	3	3	1	1	1	0	0	15	.333	0	2	0	0	1
5	Alexis Estes	5.32	3-1	14	5	0	0/2	0	26.1	27	26	20	13	14	0	0	7	112	.241	7	4	0	0	2
Totals		3.64	18-13	31	31	8	3/2	4	200.0	212	120	104	67	132	30	2	25	792	.268	14	20	0	3	16
Opponents		4.26	13-18	31	31	8	3/2	2	200.2	207	152	122	106	169	35	12	26	792	.261	13	19	0	9	16

PB - Team (3), Abby Tillotson 3, Opp (11). Pickoffs - Team (1), Madeline Krumrey 1. SBA/ATT - Madeline Krumrey (8-9), Riley Hayes (7-9), Abby Tillotson (7-8), Haley Thogmartin (3-4), Rachel Rook (0-2), Kaylee Anderson (1-2), Alexis Estes (2-2).



# SOUTHEAST MISSOURI SOFTBALL



## 2018 LINE SCORES

### GAME 1

#### SOUTHEAST MISSOURI 4, SOUTH DAKOTA STATE 1

February 9, 2018 • Cedar Falls, Iowa

	1	2	3	4	5	6	7	R	H	E	
South Dakota State	1	0	0	0	0	0	0	-	1	5	1
Southeast Missouri	0	0	0	0	1	3	X	-	4	7	1
WP-KRUMREY, Madeline (1-0) Save-ROOK, Rachel(1)											
LP-Compton (0-1) T-1:48 A-95											
HR SEMO - MESSEX, Sarah											

### GAME 2

#### NORTHERN IOWA 7, SOUTHEAST MISSOURI 0

February 9, 2018 • Cedar Falls, Iowa

	1	2	3	4	5	6	7	R	H	E	
Southeast Missouri	0	0	0	0	0	0	0	-	0	5	2
Northern Iowa	0	0	0	2	0	5	X	-	7	8	0
WP-Spencer, J. (1-0) LP-THOGMARTIN, Haley (0-1) T-1:40 A-155											

### GAME 3

#### SOUTHEAST MISSOURI 13, UMKC 3

February 10, 2018 • Cedar Falls, Iowa

	1	2	3	4	5			R	H	E
Southeast Missouri	5	2	3	1	2	-	-	13	14	1
UMKC	1	0	0	0	2	-	-	3	4	2
WP-ESTES, Alexis (1-0) LP-Conner, L (0-1) T-1:50 A-65										
HR UMKC - Garcia, S										

### GAME 4

#### NORTHERN IOWA 8, SOUTHEAST MISSOURI 0

February 10, 2018 • Cedar Falls, Iowa

	1	2	3	4	5				R	H	E
Southeast Missouri	0	0	0	0	0	-	-	-	0	3	1
Northern Iowa	5	0	3	0	X	-	-	-	8	12	0
WP-Olejniczak, E (1-0) LP-KRUMREY, Madeline (1-1) T-1:20 A-130											

### GAME 5

#### DRAKE 1, SOUTHEAST MISSOURI 0

February 11, 2018 • Cedar Falls, Iowa

	1	2	3	4	5	6	7	R	H	E	
Drake	0	0	0	1	0	0	0	-	1	5	1
Southeast Missouri	0	0	0	0	0	0	0	-	0	4	0
WP-Newman (2-0) Save-Smith,K(1) LP-ROOK, Rachel (0-1) T-1:30 A-80											

### GAME 6

#### SOUTHEAST MISSOURI 9, EVANSVILLE 0

February 23, 2018 • Chattanooga, Tenn.

	1	2	3	4	5	6		R	H	E	
Southeast Missouri	0	0	2	1	1	5	-	-	9	7	1
Evansville	0	0	0	0	0	0	-	-	0	2	2
WP-ESTES, Alexis (2-0) Save-THOGMARTIN, Haley(2)											
LP-Downing, A. (1-2) T-1:50 A-77											

### GAME 7

#### SOUTHEAST MISSOURI 9, EVANSVILLE 0

February 23, 2018 • Chattanooga, Tenn.

	1	2	3	4	5			R	H	E
Southeast Missouri	6	3	1	0	4	-	-	14	9	0
Alabama State	0	1	0	0	0	-	-	1	3	2
<hr/>										
WP-KRUMREY, Madeline (2-1) LP-JUSTINE, Jean T-1:30 A-50										
HR SEMO - MESSEX, Sarah										
HR ASU - CASTRO, Charlene										

### GAME 8

#### SOUTHEAST MISSOURI 7, IUPUI 0

February 24, 2018 • Chattanooga, Tenn.

	1	2	3	4	5	6	7	R	H	E	
Southeast Missouri	0	0	4	3	0	0	0	-	7	7	0
IUPUI	0	0	0	0	0	0	0	-	0	5	3
WP-ESTES, Alexis (3-0) LP-Overton (2-1) T-1:52 A-68											
HR SEMO - TILLOTSON, Abby											

### GAME 9

#### CHATTANOOGA 8, SOUTHEAST MISSOURI 5

February 24, 2018 • Chattanooga, Tenn.

	1	2	3	4	5	6	7	R	H	E	
Southeast Missouri	2	0	1	0	2	0	0	-	5	7	0
Chattanooga	0	0	0	4	1	3	X	-	8	8	2
WP-Hudson (3-3) LP-ROOK, Rachel (0-2) T-2:21 A-210											
HR SEMO - ANDERSON, Rachel, BARNOUSKI, Addison											
HR UTC - Weissenbach, Walker, Conner											

### GAME 10

#### CHATTANOOGA 8, SOUTHEAST MISSOURI 5

February 25, 2018 • Chattanooga, Tenn.

	1	2	3	4	5	6	7	R	H	E	
Western Michigan	0	1	0	3	3	0	0	-	7	7	1
Southeast Missouri	1	2	2	0	2	0	1	-	8	10	0
WP-THOGMARTIN, Haley (1-1) LP-STEFANICK (1-2) T-2:33 A-53											
HR WMU - WILLIAMS 2, GLENFIELD, WILSON											
HR SEMO - BARNOUSKI, Addison, ELLIS, Ashley 2											

### GAME 11

#### SOUTHEAST MISSOURI 2, WESTERN ILLINOIS 1

February 25, 2018 • Chattanooga, Tenn.

	1	2	3	4	5	6	7	R	H	E	
Western Illinois	0	1	0	0	0	0	0	-	1	3	0
Southeast Missouri	0	0	0	0	0	1	1	-	2	5	0
WP-KRUMREY, Madeline (3-1) LP-Ira (1-4) T-1:48 A-73											

### GAME 12

#### SOUTHEAST MISSOURI 2, OHIO 1

March 3, 2018 • Lexington, Ky.

	1	2	3	4	5	6	7	R	H	E	
Ohio	0	0	0	0	0	0	1	-	1	5	0
Southeast Missouri	0	0	1	0	0	1	X	-	2	3	0
WP-KRUMREY, Madeline (4-1) LP-VILLANUEVA (0-1) T-1:53 A-250											
HR SEMO - BARNOUSKI, Addison (3)											

### GAME 13

#### KENTUCKY 4, SOUTHEAST MISSOURI 2

March 3, 2018 • Lexington, Ky.

	1	2	3	4	5	6	7	R	H	E	
Southeast Missouri	1	1	0	0	0	0	0	-	2	5	1
Kentucky	0	0	0	2	1	1	X	-	4	7	0
WP-Baalman, G (6-1) LP-THOGMARTIN, Haley (1-2) T-2:09 A-678											
HR SEMO - ELLIS, Ashley (3)											





# SOUTHEAST MISSOURI SOFTBALL

## 2018 LINE SCORES

### GAME 14

#### OHIO 5, SOUTHEAST MISSOURI 1

March 4, 2018 • Lexington, Ky.

	1	2	3	4	5	6	7		R	H	E
Southeast Missouri	0	0	0	0	0	0	1	-	1	4	0
Ohio	0	0	2	0	0	3	X	-	5	9	1

WP-MCCRADY, M. (2-0) LP-THOGMARTIN, Haley (1-3) T-2:13 A-0  
HR OHIO - DAY, A. (5)

### GAME 15

#### KENTUCKY 11, SOUTHEAST MISSOURI 2

March 4, 2018 • Lexington, Ky.

	1	2	3	4	5	6	7		R	H	E
Kentucky	1	2	0	0	5	0	3	-	11	12	1
Southeast Missouri	0	0	2	0	0	0	0	-	2	7	1

WP-Humes, A. (4-0) LP-KRUMREY, Madeline (4-2) T-2:07 A-0  
HR UK - Cheek, A. (6), Metzger, R. (1), Peyton, M. (2)

### GAME 16

#### CREIGHTON 6, SOUTHEAST MISSOURI 3

March 9, 2018 • Omaha, Neb.

	1	2	3	4	5	6	7		R	H	E
Southeast Missouri	1	0	1	1	0	0	0	-	3	7	0
Creighton	1	0	1	0	0	1	3	-	6	11	1

WP-BLACK (3-1) LP-ROOK, Rachel (0-3) T-2:05 A-157  
HR CU - FINAN (4)

### GAME 17

#### SOUTHEAST MISSOURI 7, CREIGHTON 4

March 10, 2018 • Omaha, Neb.

	1	2	3	4	5	6	7		R	H	E
Southeast Missouri	0	0	5	2	0	0	0	-	7	4	1
Creighton	0	0	0	1	3	0	0	-	4	11	1

WP-THOGMARTIN, Haley (2-3) Save-KRUMREY, Madeline(1) LP-MILLER (4-4) T-2:10 A-0 HR SEMO - TILLOTSON, Abby (2) HR CU - MORENO (1)

### GAME 18

#### CREIGHTON 7, SOUTHEAST MISSOURI 5

March 10, 2018 • Omaha, Neb.

	1	2	3	4	5	6	7		R	H	E
Southeast Missouri	0	1	1	0	1	0	2	-	5	9	2
Creighton	4	0	1	2	0	0	X	-	7	10	1

WP-BLACK (4-1) Save-CLARK(1) LP-KRUMREY, Madeline (4-3) T-1:50 A-213 HR SEMO - TILLOTSON, Abby (3), MESSEX, Sarah (3), BANDY, Parker (1), HAYES, Riley (1) HR CU - STURGEON (2)

### GAME 19

#### SOUTHEAST MISSOURI 5, INDIANA STATE 1

March 13, 2018 • Cape Girardeau, Mo.

	1	2	3	4	5	6	7		R	H	E
Indiana State	0	0	1	0	0	0	0	-	1	5	2
Southeast Missouri	1	2	1	0	0	1	X	-	5	8	0

WP-KRUMREY, Madeline (5-3) LP-Abbey Kruzel (2-3) T-1:35 A-190

### GAME 20

#### SOUTHEAST MISSOURI 4, INDIANA STATE 1

March 13, 2018 • Cape Girardeau, Mo.

	1	2	3	4	5	6	7		R	H	E
Indiana State	1	0	0	0	0	0	0	-	1	8	1
Southeast Missouri	2	0	1	1	0	0	X	-	4	5	0

WP-THOGMARTIN, Haley (3-3) LP-Kylie Stober (2-4) T-1:48 A-200  
HR SEMO - ARELLANES, Mykaela

### GAME 21

#### SOUTHEAST MISSOURI 7, TENNESSEE TECH 3

March 17, 2018 • Memphis, Tenn.

	1	2	3	4	5	6	7		R	H	E
Tennessee Tech	0	0	0	2	1	0	0	-	3	5	3
Southeast Missouri	0	1	0	2	3	1	X	-	7	6	2

WP-THOGMARTIN, Haley (4-3) LP-THOMAS, Leigh Elle (1-6) T-1:56 A-63  
HR SEMO - TILLOTSON, Abby (4)

### GAME 22

#### SOUTHEAST MISSOURI 8, MEMPHIS 7

March 18, 2018 • Memphis, Tenn.

	1	2	3	4	5	6	7		R	H	E
Southeast Missouri	2	0	5	1	0	0	0	-	8	8	1
Memphis	4	0	1	0	0	2	0	-	7	13	2

WP-KRUMREY, Madeline (6-3) LP-NICHOLS, M. (6-3) T-2:24 A-176  
HR MEM - THREATT, A. (4)

### GAME 23

#### SOUTHEAST MISSOURI 10, SOUTH DAKOTA 2

March 17, 2018 • Memphis, Tenn.

	1	2	3	4	5	6	7		R	H	E
Southeast Missouri	4	0	5	0	1	-	-	-	10	11	1
South Dakota	1	0	0	1	0	-	-	-	2	5	0

WP-KRUMREY, Madeline (7-3) LP-Durham (6-7) T-1:44 A-97  
HR SEMO - ELLIS, Ashley (4)

### GAME 24

#### SOUTHEAST MISSOURI 10, SIU EDWARDSVILLE 7

March 18, 2018 • Memphis, Tenn.

	1	2	3	4	5	6	7		R	H	E
Southeast Missouri	4	0	3	0	2	0	1	-	10	11	2
SIUE	1	0	2	0	3	1	0	-	7	10	1

WP-THOGMARTIN, Haley (5-3) Save-ROOK, Rachel(2) LP-KOZIOL, Ashley (2-2) T-2:08 A-114 A-114 HR SEMO - TILLOTSON, Abby (5)  
HR SIUE - CONCATTO, Bailley (1), SCHAFER, Zoe 2 (6)

### GAME 25

#### MISSOURI 10, SOUTHEAST MISSOURI 2

March 21, 2018 • Cape Girardeau, Mo.

	1	2	3	4	5				R	H	E
Missouri	0	3	2	0	5	-	-	-	10	7	0
Southeast Missouri	1	1	0	0	0	-	-	-	2	3	3

WP-Madi Norman (7-2) LP-ESTES, Alexis (3-1) T-1:42 A-240  
HR MIZZOU - Brooke Wilmes (4), Callie Martin (2), Paige Bange (1)  
HR SEMO - BARNOUSKI, Addison (4)

### GAME 26

#### SOUTHEAST MISSOURI 8, MISSOURI 2

March 21, 2018 • Cape Girardeau, Mo.

	1	2	3	4	5	6	7		R	H	E
Missouri	0	0	0	1	0	1	0	-	2	4	0
Southeast Missouri	5	0	0	1	0	2	X	-	8	8	0

WP-KRUMREY, Madeline (8-3) LP-Danielle Baumgartn (0-1) T-1:53 A-225  
HR SEMO - ARELLANES, Mykaela (2), ELLIS, Ashley (5), MESSEX, Sarah (4)





# SOUTHEAST MISSOURI SOFTBALL



## 2018 LINE SCORES

### GAME 27

#### SOUTHEAST MISSOURI 5, TENNESSEE TECH 1

March 23, 2018 • Cape Girardeau, Mo.

	1	2	3	4	5	6	7		R	H	E
Tennessee Tech	0	0	0	0	0	1	0	-	1	4	0
Southeast Missouri	0	2	2	0	1	0	X	-	5	9	2

WP-KRUMREY, Madeline (9-3) LP-THOMAS, Leigh Elle (1-7) T-1:28 A-123

### GAME 28

#### SOUTHEAST MISSOURI 4, TENNESSEE TECH 3

March 23, 2018 • Cape Girardeau, Mo.

	1	2	3	4	5	6	7	R	H	E	
Tennessee Tech	0	0	0	0	0	3	0	-	3	7	0
Southeast Missouri	0	0	0	2	0	2	X	-	4	8	0

WP-ROOK, Rachel (1-3) LP-HUGHES, Kayla (3-5) T-1:39 A-142  
HR TTU - CRUSE, Bayli (2) HR SEMO - BARNOUSKI, Addison (5)

### GAME 29

#### JACKSONVILLE STATE 6, SOUTHEAST MISSOURI 0

March 25, 2018 • Cape Girardeau, Mo.

	1	2	3	4	5	6	7	R	H	E	
Jacksonville State	1	1	2	0	0	1	1	-	6	8	2
Southeast Missouri	0	0	0	0	0	0	0	-	0	3	1

WP-Faith Sims (9-7) LP-THOGMARTIN, Haley (5-4) T-1:58 A-120  
HR JSU - Taylor Beshears (4), Hayley Sims (2)

### GAME 30

#### SOUTHEAST MISSOURI 7, JACKSONVILLE STATE 2

March 25, 2018 • Cape Girardeau, Mo.

	1	2	3	4	5	6	7	R	H	E	
Jacksonville State	0	0	2	0	0	0	0	-	2	7	0
Southeast Missouri	0	0	0	5	0	2	X	-	7	7	2

WP-KRUMREY, Madeline (10-3) LP-Nicole Rodriguez (1-1) T-1:57 A-115  
HR SEMO - MESSEX, Sarah (5), GALLO, Claudia (1)

### GAME 31

#### SOUTHERN ILLINOIS 2, SOUTHEAST MISSOURI 1

April 5, 2018 • Carbondale, Ill.

	1	2	3	4	5	6	7	8	9	R	H	E	
Southeast Missouri	0	0	0	0	1	0	0	0	0	-	1	5	0
Southern Illinois	0	0	0	1	0	0	0	0	1	-	2	6	4

WP-Jones, Brian (16-2) LP-THOGMARTIN, Haley (5-5) T-2 hr 43 A-174  
HR SEMO - MESSEX, Sarah

### GAME 32

#### AUSTIN PEAY 5, SOUTHEAST MISSOURI 2

April 6, 2018 • Clarksville, Tenn.

	1	2	3	4	5	6	7	R	H	E	
Southeast Missouri	0	0	0	0	2	0	0	-	2	5	1
Austin Peay	0	1	0	4	0	0	X	-	5	12	0

WP-RACKEL (11-5) LP-KRUMREY, Madeline (10-4) T-1:48 A-0  
HR APSU - MATTSO (6)

### GAME 33

#### SOUTHEAST MISSOURI 11, AUSTIN PEAY 2

April 6, 2018 • Clarksville, Tenn.

	1	2	3	4	5			R	H	E	
Southeast Missouri	1	0	2	1	7	-	-	-	11	9	0
Austin Peay	0	0	2	0	0	-	-	-	2	2	3

WP-THOGMARTIN, Haley (6-5) LP-MARDONES (7-3) T-1:35 A-110  
HR SEMO - TILLOTSON, Abby (6) HR APSU - LIERMANN (14)

### GAME 34

#### SOUTHEAST MISSOURI 8, MURRAY STATE 7

April 8, 2018 • Murray, Ky.

	1	2	3	4	5	6	7		R	H	E
Southeast Missouri	3	3	0	0	0	0	2	-	8	11	3
Murray State	3	0	0	4	0	0	0	-	7	7	1

WP-ROOK, Rachel (2-3) LP-SUSKI, Olivia (2-8) T-2:27 A-0  
HR MUR - JONES, Lexi (6)

### GAME 35

#### SOUTHEAST MISSOURI 11, MURRAY STATE 8

April 8, 2018 • Murray, Ky.

	1	2	3	4	5	6	7		R	H	E
Southeast Missouri	3	1	0	1	0	4	2	-	11	12	2
Murray State	3	0	2	0	0	0	3	-	8	9	4

WP-THOGMARTIN, Haley (7-5) LP-VAUGHN, Grace (0-2) T-1:55 A-374  
HR SEMO - BARNOUSKI, Addison (6), PRUETT, Darby (1)  
HR MUR - JONES, Lexi (7)

### GAME 36

#### EASTERN ILLINOIS 4, SOUTHEAST MISSOURI 1

April 11, 2018 • Charleston, Ill.

	1	2	3	4	5	6	7		R	H	E
Southeast Missouri	1	0	0	0	0	0	0	-	1	5	0
Eastern Illinois	0	1	3	0	0	0	X	-	4	10	1

WP-WIREMAN, Jessica (13-4) LP-KRUMREY, Madeline (10-5) T-1:36 A-133  
HR EIU - MITCHELL, Haley (9)

### GAME 37

#### EASTERN ILLINOIS 4, SOUTHEAST MISSOURI 1

April 11, 2018 • Charleston, Ill.

	1	2	3	4	5	6	7	R	H	E	
Southeast Missouri	0	0	0	1	0	0	0	-	1	3	1
Eastern Illinois	0	0	2	0	0	2	X	-	4	6	0

WP-ROGERS, Michelle (12-3) LP-THOGMARTIN, Haley (7-6) T-1:31 A-131  
HR EIU - DAVIS, Mia (6)

### GAME 38

#### SOUTHEAST MISSOURI 6, SIU EDWARDSVILLE 2

April 13, 2018 • Cape Girardeau, Mo.

	1	2	3	4	5	6	7		R	H	E
SIUE	0	0	0	0	1	0	1	-	2	6	0
Southeast Missouri	2	0	0	0	2	2	X	-	6	6	0

WP-THOGMARTIN, Haley (8-6) LP-INGLES, Emily (10-6) T-1:46 A-83  
HR SIUE - HEREN, Alyssa (3), PRETE, Maria  
HR SEMO - MESSEX, Sarah (7), PRUETT, Darby (2)

### GAME 39

#### SOUTHEAST MISSOURI 7, SIU EDWARDSVILLE 5

April 13, 2018 • Cape Girardeau, Mo.

	1	2	3	4	5	6	7	R	H	E	
SIUE	1	0	3	0	0	1	0	-	5	9	1
Southeast Missouri	0	0	0	0	4	3	X	-	7	9	1

WP-ROOK, Rachel (3-3) LP-RIVAS, Corrina (3-5) T-1:30 A-78  
HR SIUE - ADRIAN, Haley (2)





# SOUTHEAST MISSOURI SOFTBALL

## 2018 LINE SCORES

### GAME 40

#### UT MARTIN 4, SOUTHEAST MISSOURI 0

April 17, 2018 • Cape Girardeau, Mo.

	1	2	3	4	5	6	7	R	H	E	
UT Martin	1	0	0	0	0	1	2	-	4	11	0
Southeast Missouri	0	0	0	0	0	0	0	-	0	6	0

WP-Caitlin Karo (14-8) LP-KRUMREY, Madeline (10-6) T-1:44 A-210

### GAME 41

#### SOUTHEAST MISSOURI 1, UT MARTIN 0

April 17, 2018 • Cape Girardeau, Mo.

	1	2	3	4	5	6	7	8		R	H	E	
UT Martin	0	0	0	0	0	0	0	0	-	-	0	4	0
Southeast Missouri	0	0	0	0	0	0	0	1	-	-	1	7	1

WP-ROOK, Rachel (4-3) LP-Hannah Ridolfi (8-13) T-1:58 A-190

### GAME 42

#### SOUTHEAST MISSOURI 2, MOREHEAD STATE 0

April 21, 2018 • Morehead, Ky.

	1	2	3	4	5	6	7	R	H	E	
Southeast Missouri	0	0	0	0	2	0	0	-	2	4	0
Morehead State	0	0	0	0	0	0	0	-	0	2	0

WP-THOGMARTIN, Haley (9-6) Save-ROOK, Rachel(3) LP-MCMANAWAY, C (13-6) T-1:38 A-0

### GAME 43

#### SOUTHEAST MISSOURI 4, MOREHEAD STATE 1

April 21, 2018 • Morehead, Ky.

	1	2	3	4	5	6	7	8		R	H	E
Southeast Missouri	1	0	0	1	0	0	2	0	-	4	8	0
Morehead State	1	0	0	0	0	0	0	X	-	1	1	1

WP-KRUMREY, Madeline (11-6) Save-ROOK, Rachel(4) LP-RAGER, A. (6-7)  
T-2:00 A-368 HR MOR - WHEELER, T.

### GAME 44

#### EASTERN KENTUCKY 5, SOUTHEAST MISSOURI 4

April 22, 2018 • Richmond, Ky.

	1	2	3	4	5	6	7	R	H	E	
Southeast Missouri	0	0	3	0	0	1	0	-	4	6	0
Eastern Kentucky	0	0	0	0	4	0	1	-	5	7	0

WP-MCROBERTS, Murphy (9-4) LP-ROOK, Rachel (4-4) T-2:02 A-175  
HR EKU - LIZZMORE, Destinee (10), MURPHY, Paige (16)

### GAME 45

#### EASTERN KENTUCKY 3, SOUTHEAST MISSOURI 0

April 22, 2018 • Richmond, Ky.

	1	2	3	4	5	6	7		R	H	E
Southeast Missouri	0	0	0	0	0	0	0	-	0	4	0
Eastern Kentucky	0	0	0	3	0	0	X	-	3	3	1

WP-PAULICK, Mollie (12-5) LP-KRUMREY, Madeline (11-7) T-1:19 A-175  
HR EKU - CORBITT, Emily (5)

### GAME 46

#### SOUTHEAST MISSOURI 7, SAINT LOUIS 1

April 25, 2018 • St. Louis, Mo.

	1	2	3	4	5	6	7	R	H	E	
Southeast Missouri	0	1	4	0	0	2	0	-	7	11	0
Saint Louis	0	0	0	1	0	0	0	-	1	6	2

WP-KRUMREY, Madeline (12-7) LP-Baalman (13-14) T-1:47 A-229  
HR SEMO - BANDY, Parker (2), BARNOUSKI, Addison (7)

### GAME 47

#### SOUTHEAST MISSOURI 1, SAINT LOUIS 0

April 25, 2018 • St. Louis, Mo.

	1	2	3	4	5	6	7	R	H	E	
Southeast Missouri	1	0	0	0	0	0	0	-	1	5	1
Saint Louis	0	0	0	0	0	0	0	-	0	2	3

WP-THOGMARTIN, Haley (10-6) LP-Loveless (3-5) T-1:16 A-209

### GAME 48

#### SOUTHEAST MISSOURI 16, TENNESSEE STATE 8

April 28, 2018 • Cape Girardeau, Mo.

	1	2	3	4	5	6		R	H	E
Tennessee State	3	0	3	0	0	2	-	8	8	2
Southeast Missouri	0	3	5	2	1	5	-	16	13	1

WP-ROOK, Rachel (5-4) Save-KRUMREY, Madeline(2) LP-POWELL, Lauren (2-22) T-2:3 A-240 A-240 HR TSU - SCHNEIDER, Katie (1)  
HR SEMO - TILLOTSON, Abby (7), MESSEX, Sarah (8)

### GAME 49

#### SOUTHEAST MISSOURI 9, TENNESSEE STATE 0

April 28, 2018 • Cape Girardeau, Mo.

	1	2	3	4	5	6		R	H	E	
Tennessee State	0	0	0	0	0	0	-	-	0	2	4
Southeast Missouri	0	1	0	2	1	5	-	-	9	10	0

WP-THOGMARTIN, Haley (11-6) LP-HART, Tori (0-13) T-1:46 A-180  
HR SEMO - GALLO, Claudia (2)

### GAME 50

#### SOUTHEAST MISSOURI 3, BELMONT 2

April 29, 2018 • Cape Girardeau, Mo.

	1	2	3	4	5	6	7	R	H	E	
Belmont	0	1	1	0	0	0	0	-	2	3	1
Southeast Missouri	0	2	1	0	0	0	X	-	3	3	0

WP-KRUMREY, Madeline (13-7) LP-LEE, Brooklin (12-11) T-1:41 A-228

### GAME 51

#### SOUTHEAST MISSOURI 4, BELMONT 1

April 29, 2018 • Cape Girardeau, Mo.

	1	2	3	4	5	6	7	R	H	E	
Belmont	0	0	0	0	0	0	1	-	1	5	0
Southeast Missouri	0	1	2	1	0	0	X	-	4	7	2

WP-THOGMARTIN, Haley (12-6) LP-ROUSE, Lexi (6-3) T-1:38 A-178

### GAME 52

#### SIU EDWARDSVILLE 5, SOUTHEAST MISSOURI 4

May 9, 2018 • Oxford, Ala.

	1	2	3	4	5	6	7	R	H	E	
SIUE	0	2	0	0	2	0	1	-	5	9	1
Southeast Missouri	4	0	0	0	0	0	0	-	4	5	2

WP-RIVAS, Corrina (7-8) LP-ROOK, Rachel (5-5) T-2:47 A-832  
HR SIUE - COBB-ADAMS, Alana (2)

### GAME 53

#### MOREHEAD STATE 4, SOUTHEAST MISSOURI 1

May 10, 2018 • Oxford, Ala.

	1	2	3	4	5	6	7	R	H	E	
Southeast Missouri	0	0	0	0	0	0	1	-	1	4	3
Morehead State	0	0	0	0	2	2	X	-	4	5	0

WP-MCMANAWAY, C (17-11) LP-THOGMARTIN, Haley (12-7) T-1:33 A-1187  
HR MOR - RAGER, A. (2)





REDHAWKS



OPPONENTS





# SOUTHEAST MISSOURI SOFTBALL

## 2019 OPPONENTS

### **SOUTH DAKOTA STATE JACKRABBITS**

February 8 at Cedar Falls, Iowa

Location.....Brookings, S.D.  
Founded.....1881  
Enrollment.....12,613  
Colors.....Yellow & Blue  
Head Coach.....Krista Wood  
School Record (Years).....102-116 (4)  
Career Record (Years).....372-270 (12)  
2018 Overall Record.....37-18  
2018 Summit League Record (Finish).....10-4 (2nd)  
Home Field.....Jackrabbit Softball Stadium  
Phone.....(605) 688-5625  
Softball Contact.....Andrew Sogn  
Phone.....(605) 688-4822  
Email.....andrew.sogn@sdsstate.edu  
Website.....GoJacks.com

### **DRAKE BULLDOGS**

February 10 at Cedar Falls, Iowa  
February 22 & 23 at Fayetteville, Ark.

Location.....Des Moines, Iowa  
Founded.....1881  
Enrollment.....5,015  
Colors.....Blue & White  
Head Coach.....Rich Calvert  
School Record (Years).....458-399 (16)  
Career Record (Years).....458-399 (16)  
2018 Overall Record.....45-12  
2018 MVC Record (Finish).....24-1 (1st)  
Home Field.....Ron Buel Field  
Phone.....(515) 271-2889  
Softball Contact.....John Meyer  
Phone.....(515) 271-3740  
Email.....john.meyer@drake.edu  
Website.....GoDrakeBulldogs.com

### **LOUISIANA TECH LADY TECHSTERS**

February 16 at Ruston, La.

Location.....Ruston, La.  
Founded.....1894  
Enrollment.....12,873  
Colors.....Red & Blue  
Head Coach.....Mark Montgomery  
School Record (Years).....181-145 (7)  
Career Record (Years).....511-467 (19)  
2018 Overall Record.....34-23  
2018 CUSA Record (Finish).....15-9 (4th)  
Home Field.....Lady Techster Softball Complex  
Phone.....(318) 614-4513  
Softball Contact.....Malcolm Butler  
Phone.....(318) 257-3145  
Email.....malcolm@latech.edu  
Website.....LATechSports.com

### **NORTHERN IOWA PANTHERS**

February 8-9 at Cedar Falls, Iowa

Location.....Cedar Falls, Iowa  
Founded.....1876  
Enrollment.....12,043  
Colors.....Purple & Old Gold  
Head Coach.....Ryan Jacobs  
School Record (Years).....326-254 (11)  
Career Record (Years).....326-254 (11)  
2018 Overall Record.....26-26  
2018 MVC Record (Finish).....11-14 (6th)  
Home Field.....Robinson-Dresser Sports Complex  
Phone.....(319) 273-2520  
Softball Contact.....Nick Harvey  
Phone.....(319) 273-3642  
Email.....nick.harvey@uni.edu  
Website.....UNIPanthers.com

### **WICHITA STATE SHOCKERS**

February 15 at Ruston, La.

Location.....Wichita, Kan.  
Founded.....1895  
Enrollment.....15,081  
Colors.....Yellow & Black  
Head Coach.....Kristi Bredbenner  
School Record (Years).....170-158 (7)  
Career Record (Years).....496-259 (14)  
2018 Overall Record.....32-23  
2018 AAC Record (Finish).....12-9 (5th)  
Home Field.....Wilkins Stadium  
Phone.....(316) 978-3543  
Softball Contact.....Weston Pletcher  
Phone.....(316) 978-5447  
Email.....wpletcher@goshockers.com  
Website.....GoShockers.com

### **FAIRLEIGH DICKINSON KNIGHTS**

February 16 at Ruston, La.

Location.....Hackensack/Teaneck, N.J.  
Founded.....1942  
Enrollment.....6,464  
Colors.....Burgundy & Blue  
Head Coach.....Chris Foye  
School Record (Years).....17-26 (1)  
Career Record.....394-327  
2018 Overall Record.....17-26  
2018 NEC Record (Finish).....8-8  
Home Field.....FDU Softball Field  
Phone.....(201) 692-2149  
Softball Contact.....Cory Smith  
Phone.....(201) 692-2149  
Email.....cory\_smith22@fd.edu  
Website.....FDUKnights.com

### **TOLEDO ROCKETS**

February 9 at Cedar Falls, Iowa

Location.....Toledo, Ohio  
Founded.....1872  
Enrollment.....20,579  
Colors.....Midnight Blue & Gold  
Head Coach.....Joe Abraham  
School Record (Years).....First Season  
Career Record (Years).....158-136 (7)  
2018 Overall Record.....35-23  
2018 MAC Record (Finish).....16-7 (1st, West)  
Home Field.....Scott Park  
Phone.....N/A  
Softball Contact.....William Edmonds  
Phone.....(419) 530-4925  
Email.....william.edmonds@utoledo.edu  
Website.....UTRockets.com

### **ABILENE CHRISTIAN WILDCATS**

February 15 at Ruston, La.

Location.....Abilene, Texas  
Founded.....1906  
Enrollment.....4,544  
Colors.....Purple & White  
Head Coach.....Bobby Reeves  
School Record (Years).....180-175 (7)  
Career Record (Years).....309-340 (12)  
2018 Overall Record.....23-26  
2018 Southland Record (Finish).....15-12 (6th)  
Home Field.....Poly Wells Field  
Phone.....(503) 754-1171  
Softball Contact.....Melissa Sullivan  
Phone.....(503) 754-1171  
Email.....mes17@acu.edu  
Website.....ACUSports.com

### **MISSISSIPPI VALLEY STATE DEVILLETES**

February 17 at Ruston, La.

Location.....Itta Bena, Miss.  
Founded.....1950  
Enrollment.....2,452  
Colors.....Forest Green & White  
Head Coach.....Lee Smith  
School Record (Years).....N/A  
Career Record (Years).....N/A  
2018 Overall Record.....14-31  
2018 SWAC Record (Finish).....9-9 (4th, East)  
Home Field.....MVSU Softball Field  
Phone.....(662) 254-3550  
Softball Contact.....TBA  
Phone.....(662) 254-3550  
Email.....sportsinfo@mvsu.edu  
Website.....MVSUSports.com



# SOUTHEAST MISSOURI SOFTBALL



## 2019 OPPONENTS

### ARKANSAS RAZORBACKS

February 21-22 at Fayetteville, Ark.

Location.....Fayetteville, Ark.  
Founded.....1871  
Enrollment.....27,558  
Colors.....Razorbacks  
Head Coach.....Courtney Deifel  
School Record.....90-80  
Career Record (Years).....117-107  
2018 Overall Record.....42-17  
2018 SEC Record (Finish).....12-12  
Home Field.....Bogle Park  
Phone.....(479) 575-3147  
Softball Contact.....Devan Lawson  
Phone.....(479) 575-3696  
Email.....gdlawson@uark.edu  
Website.....ArkansasRazorbacks.com

### IUPUI JAGUARS

February 23 at Fayetteville, Ark.

Location.....Indianapolis, Ind.  
Founded.....1969  
Enrollment.....29,804  
Colors.....Red, Gold & Black  
Head Coach.....Elisabeth Beirne  
School Record (Years).....16-33 (1)  
Career Record (Years).....16-33 (1)  
2018 Overall Record.....16-33  
2018 Horizon League Record (Finish).....10-13 (6th)  
Home Field.....The Jungle  
Phone.....(317) 278-5247  
Softball Contact.....Taylor Alward  
Phone.....(317) 278-3619  
Email.....taalward@iupui.edu  
Website.....IUPUIJags.com

### UL-MONROE WARHAWKS

March 1 at Conway, Ark.

Location.....Monroe, La.  
Founded.....1931  
Enrollment.....8,995  
Colors.....Maroon & Gold  
Head Coach.....Molly Fichtner  
School Record (Years).....24-29 (1)  
Career Record (Years).....24-29 (1)  
2018 Overall Record.....24-29  
2018 Sun Belt Record (Finish).....10-17 (8th)  
Home Field.....ULM Softball Complex  
Phone.....(318) 342-7017  
Softball Contact.....Jessica Roberson  
Phone.....(318) 342-7017  
Email.....simms@ulm.edu  
Website.....ULMWarhawks.com

### CENTRAL ARKANSAS BEARS

March 1 at Conway, Ark.

Location.....Conway, Ark.  
Founded.....1907  
Enrollment.....11,900  
Colors.....Purple & Gray  
Head Coach.....David Kuhn  
School Record (Years).....299-272 (10)  
Career Record (Years).....667-494 (20)  
2018 Overall Record.....29-27  
2018 Southland Record (Finish).....16-11 (5th)  
Home Field.....Farris Field  
Phone.....(501) 450-3150  
Softball Contact.....Justin Jefferies  
Phone.....(501) 450-5743  
Email.....jjefferies@uca.edu  
Website.....UCASports.com

### MISSOURI STATE BEARS

March 2 at Conway, Ark.  
March 14 at Cape Girardeau, Mo.

Location.....Springfield, Mo.  
Founded.....1905  
Enrollment.....26,216  
Colors.....Maroon & White  
Head Coach.....Holly Hesse  
School Record (Years).....749-747-2 (30)  
Career Record (Years).....749-747-2 (30)  
2018 Overall Record.....32-20  
2018 MVC Record (Finish).....13-5  
Home Field.....Killian Stadium  
Phone.....(417) 836-5244  
Softball Contact.....Rick Kindhart  
Phone.....(417) 836-4585  
Email.....rkindhart@missouristate.edu  
Website.....MissouriStateBears.com

### COPPIN STATE EAGLES

March 3 at Conway, Ark.

Location.....Baltimore, Md.  
Founded.....1900  
Enrollment.....2,893  
Colors.....Blue & Gold  
Head Coach.....Gino Olivieri  
School Record (Years).....29-99 (3)  
Career Record (Years).....284-229 (13)  
2018 Overall Record.....14-26  
2018 MEAC Record (Finish).....10-8 (4th, Northern)  
Home Field.....Coppin State Softball Complex  
Phone.....(410) 951-3737  
Softball Contact.....Brian Baublitz  
Phone.....(410) 951-3729  
Email.....bbaublitz@coppin.edu  
Website.....CoppinStateSports.com

### LOYOLA CHICAGO RAMBLERS

March 5 at Cape Girardeau, Mo.

Location.....Chicago, Ill.  
Founded.....1870  
Enrollment.....17,007  
Colors.....Maroon & Gold  
Head Coach.....Jeff Tylka  
School Record (Years).....86-116 (4)  
Career Record (Years).....86-116 (4)  
2018 Overall Record.....23-27  
2018 MVC Record (Finish).....9-16 (9th)  
Home Field.....Loyola Softball Park  
Phone.....(773) 508-2560  
Softball Contact.....Ryan Haley  
Phone.....(773) 508-2557  
Email.....jhaley2@luc.edu  
Website.....LoyolaRamblers.com

### UMKC KANGAROOS

March 8-9 at Lawrence, Kan.

Location.....Kansas City, Mo.  
Founded.....1933  
Enrollment.....16,944  
Colors.....Blue & Gold  
Head Coach.....Meredith Smith Neal  
School Record (Years).....240-379 (12)  
Career Record (Years).....240-379 (12)  
2018 Overall Record.....15-41  
2018 WAC Record (Finish).....2-13 (6th)  
Home Field.....Urban Youth Academy  
Phone.....(816) 235-1036  
Softball Contact.....Nik Busch  
Phone.....(816) 529-7694  
Email.....buschns@umkc.edu  
Website.....UMKCKangaroos.com

### KANSAS JAYHAWKS

March 8-9 at Lawrence, Kan.

Location.....Lawrence, Kan.  
Founded.....1866  
Enrollment.....28,401  
Colors.....Crimson & Blue  
Head Coach.....Jennifer McFalls  
School Record (Years).....First Season  
Career Record (Years).....First Season  
2018 Overall Record.....27-25  
2018 Big 12 Record (Finish).....2-16 (7th)  
Home Field.....Arrocha Park  
Phone.....(785) 864-7314  
Softball Contact.....Brent Beerends  
Phone.....(785) 864-7314  
Email.....beerends@ku.edu  
Website.....KUAthletics.com





# SOUTHEAST MISSOURI SOFTBALL

## 2019 OPPONENTS

### MAINE BLACK BEARS

March 10 at Lawrence, Kan.

Location.....Orono, Maine  
Founded.....1865  
Enrollment.....11,286  
Colors.....Maine Blue, Navy Blue & White  
Head Coach.....Mike Coutts  
School Record (Years).....69-71 (3)  
Career Record (Years).....69-71 (3)  
2018 Overall Record.....22-25  
2018 America East Record (Finish).....9-7 (4th)  
Home Field.....Mike Kessock Field  
Phone.....(207) 581-4068  
Softball Contact.....Bryce Colbeth  
Phone.....(207) 581-1061  
Email.....bryce.colbeth@maine.edu  
Website.....GoBlackBears.com

### DETROIT MERCY TITANS

March 17 at St. Louis, Mo.

Location.....Detroit, Mich.  
Founded.....1877  
Enrollment.....5,113  
Colors.....Red, White & Blue  
Head Coach.....John Conway  
School Record (Years).....59-143 (4)  
Career Record (Years).....N/A  
2018 Overall Record.....14-30  
2018 Horizon League Record (Finish).....8-13 (7th)  
Home Field.....Buyse Ballpark  
Phone.....(313) 993-1700  
Softball Contact.....Steven Lockhart  
Phone.....(313) 993-1700  
Email.....lockhart@udmercy.edu  
Website.....detroittitans.com

### BELMONT BRUINS

March 24 at Nashville, Tenn.

Location.....Nashville, Tenn.  
Founded.....1890  
Enrollment.....7,771  
Colors.....Navy Blue, Red & White  
Head Coach.....Brian Levin  
School Record (Years).....60-47 (2)  
Career Record.....309-130 (8)  
2018 Overall Record.....25-25  
2018 OVC Record (Finish).....6-16 (10th)  
Home Field.....E.S. Rose Park  
Phone.....(615) 460-6420  
Softball Contact.....Kenisha Rhone  
Phone.....(615) 460-5990  
Email.....kenisha.rhone@belmont.edu  
Website.....BelmontBruins.com

### NORTHERN ILLINOIS HUSKIES

March 16 at St. Louis, Mo.

Location.....DeKalb, Ill.  
Founded.....1895  
Enrollment.....19,015  
Colors.....Cardinal & Black  
Head Coach.....Christina Sutcliffe  
School Record (Years).....173-160 (6)  
Career Record (Years).....216-242 (9)  
2018 Overall Record.....24-32  
2018 MAC Record (Finish).....11-11 (5th, West)  
Home Field.....Mary M. Bell Field  
Phone.....(815) 753-1497  
Softball Contact.....Joe Summins  
Phone.....(815) 753-9539  
Email.....jsummins@niu.edu  
Website.....NIUHuskies.com

### SOUTHERN ILLINOIS SALUKIS

March 20 at Cape Girardeau, Mo.

Location.....Carbondale, Ill.  
Founded.....1869  
Enrollment.....14,554  
Colors.....Maroon & White  
Head Coach.....Kerri Blaylock  
School Record (Years).....659-368-1 (19)  
Career Record (Years).....659-368-1 (19)  
2018 Overall Record.....31-22  
2018 MVC Record (Finish).....12-12 (3rd)  
Home Field.....Charlotte West Stadium  
Phone.....(618) 453-5465  
Softball Contact.....Tony McDaniel  
Phone.....(618) 453-5465  
Email.....tonymcdaniel73@siu.edu  
Website.....SIUSalukis.com

### MOREHEAD STATE EAGLES

March 29 at Cape Girardeau, Mo.

Location.....Morehead, Ky.  
Founded.....1887  
Enrollment.....10,951  
Colors.....Blue & Gold  
Head Coach.....David Williams  
School Record (Years).....157-191-1 (7)  
Career Record (Years).....336-323-1 (13)  
2018 Overall Record.....28-23  
2018 OVC Record (Finish).....8-14 (8th)  
Home Field.....University Field  
Phone.....(606) 783-2556  
Softball Contact.....Matt Schabert  
Phone.....(606) 783-2556  
Email.....m.schabert@moreheadstate.edu  
Website.....MSUEagles.com

### OMAHA MAVERICKS

March 16-17 at St. Louis, Mo.

Location.....Omaha, Neb.  
Founded.....1908  
Enrollment.....15,432  
Colors.....Crimson & Black  
Head Coach.....Amanda Eberhart  
School Record (Years).....First Season  
Career Record (Years).....95-108 (4)  
2018 Overall Record.....20-31  
2018 WAC Record (Finish).....5-9 (6th)  
Home Field.....Westside Field at Westbrook  
Phone.....(402) 554-2140  
Softball Contact.....Shad Beam  
Phone.....(402) 554-2140  
Email.....sbeam@omavs.com  
Website.....OMavs.com

### TENNESSEE STATE TIGERS

March 23 at Nashville, Tenn.

Location.....Nashville, Tenn.  
Founded.....1912  
Enrollment.....9,165  
Colors.....Royal (Reflex) Blue & White  
Head Coach.....Andrea Browning  
School Record (Years).....4-48 (1)  
Career Record (Years).....4-48 (1)  
2018 Overall Record.....4-48  
2018 OVC Record (Finish).....1-20 (12th)  
Home Field.....Tiger Field  
Phone.....(615) 963-5674  
Softball Contact.....Jose' Garcia  
Phone.....(615) 963-5674  
Email.....jgarcia1@tnstate.edu  
Website.....TSUTigers.com

### EASTERN KENTUCKY COLONELS

March 31 at Cape Girardeau, Mo.

Location.....Richmond, Ky.  
Founded.....1906  
Enrollment.....16,959  
Colors.....Maroon & White  
Head Coach.....Jane Worthington  
School Record (Years).....733-666 (26)  
Career Record (Years).....733-666 (26)  
2018 Overall Record.....45-21  
2018 OVC Record (Finish).....19-3 (1st)  
Home Field.....Gertrude Hood Field  
Phone.....(859) 622-2120  
Softball Contact.....Chris Wells  
Phone.....(859) 622-6170  
Email.....christofer.wells@eku.edu  
Website.....EKUSports.com





# SOUTHEAST MISSOURI SOFTBALL



## 2019 OPPONENTS

### **SIU EDWARDSVILLE COUGARS**

April 6 at Edwardsville, Ill.

Location..... Edwardsville, Ill.  
Founded..... 1957  
Enrollment..... 13,972  
Colors..... Red & White  
Head Coach..... Sandy Montgomery  
School Record ..... 1,051-540-2 (30)  
Career Record ..... 1,051-540-2 (30)  
2018 Overall Record..... 25-21  
2018 OVC Record (Finish)..... 14-8 (5th)  
Home Field..... Cougar Field  
Phone..... (618) 650-3608  
Softball Contact..... Eric Hess  
Phone..... (618) 650-3608  
Email..... ehess@siue.edu  
Website..... SIUECougars.com

### **MURRAY STATE RACERS**

April 14 at Cape Girardeau, Mo.

Location..... Murray, Ky.  
Founded..... 1922  
Enrollment..... 10,017  
Colors..... Navy & Gold  
Head Coach..... Kara Amundson  
School Record (Years) ..... 170-157 (6)  
Career Record (Years)..... 170-157 (6)  
2018 Overall Record..... 16-36  
2018 OVC Record (Finish)..... 6-16 (11th)  
Home Field..... Racer Field  
Phone..... (270) 809-3351  
Softball Contact..... Parker Griffith  
Phone..... (270) 809-3351  
Email..... pgriffith2@murraystate.edu  
Website..... GoRacers.com

### **TENNESSEE TECH GOLDEN EAGLES**

April 26 at Cookeville, Tenn.

Location..... Cookeville, Tenn.  
Founded..... 1915  
Enrollment..... 10,504  
Colors..... Purple & Gold  
Head Coach..... Bonnie Bynum Graham  
School Record (Years) ..... 135-186 (6)  
Career Record (Years)..... 135-186 (6)  
2018 Overall Record..... 16-33  
2018 OVC Record (Finish)..... 7-15 (9th)  
Home Field..... Tech Softball Field  
Phone..... (931) 372-6552  
Softball Contact..... Thomas Corhern  
Phone..... (931) 372-6139  
Email..... tcorhern@tntech.edu  
Website..... TTUSports.com

### **UT MARTIN SKYHAWKS**

April 9 at Martin, Tenn.

Location..... Martin, Tenn.  
Founded..... 1900, Senior College 1951  
Enrollment..... 6,705  
Colors..... Navy Blue & Orange  
Head Coach..... Donley Canary  
School Record (Years) ..... 552-422-2 (17)  
Career Record (Years)..... 552-422-2 (17)  
2018 Overall Record..... 25-32  
2018 OVC Record (Finish)..... 9-13 (7th)  
Home Field..... Betty Giles Field  
Phone..... (731) 881-7694  
Baseball Contact..... Alex Boggis  
Phone..... (731) 881-7694  
Email..... daboggis@utm.edu  
Website..... UTMSports.com

### **EASTERN ILLINOIS PANTHERS**

April 19 at Cape Girardeau, Mo.

Location..... Charleston, Ill.  
Founded..... 1899  
Enrollment..... 8,520  
Colors..... Blue, Gray & White  
Head Coach..... Kim Schuette  
School Record (Years) ..... 296-232-1 (10)  
Career Record (Years)..... 405-341-2 (14)  
2018 Overall Record..... 36-20  
2018 OVC Record (Finish)..... 13-9 (6th)  
Home Field..... Glenn & Joan Williams Field  
Phone..... (217) 512-9545  
Softball Contact..... Kayla Peterson  
Phone..... (217) 581-6408  
Email..... kjpeterson@eiu.edu  
Website..... EIUPanthers.com

### **JACKSONVILLE STATE GAMECOCKS**

April 28 at Jacksonville, Ala.

Location..... Jacksonville, Ala.  
Founded..... 1883  
Enrollment..... 8,514  
Colors..... Red & White  
Head Coach..... Jana McGinnis  
School Record (Years) ..... 881-482 (25)  
Career Record (Years)..... 881-482 (25)  
2018 Overall Record..... 35-25  
2018 OVC Record (Finish)..... 16-6 (3rd)  
Home Field..... University Field  
Phone..... (256) 782-5915  
Softball Contact..... Josh Underwood  
Phone..... (256) 782-5915  
Email..... underwood@jsu.edu  
Website..... JSUGamecockSports.com

### **AUSTIN PEAY GOVERNORS**

April 12 at Cape Girardeau, Mo.

Location..... Clarksville, Tenn.  
Founded..... 1927  
Enrollment..... 10,344  
Colors..... Red & White  
Head Coach..... Shane Showalter  
School Record (Years) ..... 65-88 (3)  
Career Record (Years)..... 321-446-1  
2018 Overall Record..... 39-19  
2018 OVC Record (Finish)..... 17-4 (2nd)  
Home Field..... Cheryl Holt Field  
Phone..... (931) 221-6563  
Softball Contact..... Chris Austin  
Phone..... (931) 221-6563  
Email..... chris.austinapsu@gmail.com  
Website..... LetsGoPeay.com

### **MISSOURI TIGERS**

April 23 at Columbia, Mo.

Location..... Columbia, Mo.  
Founded..... 1839  
Enrollment..... 32,777  
Colors..... Old Gold & Black  
Head Coach..... Larissa Anderson  
School Record (Years) ..... First Season  
Career Record (Years)..... First Season  
2018 Overall Record..... 30-29  
2018 SEC Record (Finish)..... 6-17 (11th)  
Home Field..... Mizzou Softball Stadium  
Phone..... (573) 882-6501  
Softball Contact..... Mario Bravante  
Phone..... (573) 882-0614  
Email..... bravantem@missouri.edu  
Website..... MUTigers.com





4/25/87	L	0-3 #	COLLEGE OF CHARLESTON (1-1)	Home: 0-1 Neutral: 0-1	4/20/05	L	1-4	4/28/96	W	6-0	4/22/18	L	4-5		
5/8/87	W	4-2			5/6/05	W	3-1 *	4/28/96	L	2-4	4/22/18	L	0-3		
3/26/88	L	2-6 #			4/18/06	W	10-5 *	3/30/97	W	15-2					
4/9/88	W	3-0 #			4/18/06	W	11-1 *	4/13/97	W	9-1 *	ELMHURST COLLEGE				
3/25/89	L	0-4 #	3/19/02	L	1-3	2/11/18	L	0-1 #	5/3/06	L	1-7	4/13/97	W	2-0 *	(2-0)
4/15/89	L	3-5 (11) *	3/19/02	W	6-2				4/11/07	L	2-3	4/18/99	W	4-3 *	Away: 2-0
4/27/91	L	2-7 #	COLORADO STATE (0-1)	Neutral: 1-2	EAST CAROLINA (1-2)	4/11/07	L	7-11	4/18/99	W	4-3 *	3/26/86	W	6-0	
4/27/91	W	3-2 #				5/2/07	W	5-2 *	4/8/00	L	1-7 *	3/26/86	W	13-0	
5/11/91	W	3-1 #				3/25/08	W	7-2 *	4/8/00	L	0-2 *				
						3/25/08	W	7-6 *	4/9/00	W	9-3 *	ELON			
CENTRAL OKLAHOMA (1-2)			3/18/04	L	1-7 #	3/15/98	L	0-2 #	4/23/08	L	3-4	4/21/01	W	2-1	(0-2)
Away: 1-2			COLUMBIA (0-1)	Neutral: 0-1	EASTERN ILLINOIS (41-38)	5/21/99	W	2-1 # \$	4/23/09	W	11-3	4/21/01	W	6-4	Away: 0-2
1982	L	1-7				4/23/09	W	6-2	4/22/01	L	1-2	3/18/09	L	2-4	
1982	L	0-5				4/29/09	W	6-3 *	5/4/01	L	0-2 # +	3/18/09	L	1-8	
3/25/84	W	4-0				3/31/10	L	2-10 *	3/23/02	L	2-3 *				
					Home: 24-14 Away: 13-19	3/31/10	L	0-3 *	3/23/02	L	1-2 *	EMPORIA STATE			
					Neutral: 4-5	4/14/10	L	0-2	3/24/02	L	1-7 *	(2-0)			
CHAPMAN (0-1)			4/26/83	W	2-0	4/13/11	L	0-4	5/3/02	L	0-7 +	Away: 2-0			
Neutral: 0-1			3/24/95	W	3-2 *	4/13/11	L	0-2	5/3/03	W	4-0	3/12/86	W	6-0	
3/13/91	L	0-1 #	3/8/97	L	2-3	4/19/11	W	8-4 *	5/3/03	L	1-4	3/12/86	W	4-0	
			3/8/97	L	2-5	5/12/11	W	4-0 +	5/4/03	L	0-3				
			4/26/97	L	0-2 *	5/14/11	W	9-1 +	5/9/03	L	2-7 +	EVANSVILLE			
CHARLESTON SOUTHERN (1-0)			4/26/97	W	3-2 (8) *	4/4/12	L	2-3 *	5/2/04	L	0-3 *	(43-33)			
Neutral: 1-0			5/4/97	L	1-5 # +	4/4/12	L	3-5 *	5/2/04	L	1-3 *	Home: 20-10 Away: 15-17			
3/7/92	W	5-3 #	5/4/97	W	12-2 # +	4/18/12	L	0-1	4/9/05	W	3-1 *	Neutral: 8-6			
			4/8/98	W	10-2 *	4/13/13	W	4-1 *	4/9/05	W	8-0 *	1982	L	0-5	
			3/10/95	L	1-7 #	4/13/13	L	1-5 *	4/10/05	W	3-2 *	3/30/84	L	1-3	
CHARLOTTE (0-1)			3/15/96	W	7-4 #	4/24/98	L	0-4	4/14/13	L	1-10 *	3/31/84	W	5-4	
Neutral: 0-1			3/13/97	W	5-4 (8) #	4/24/98	W	6-0	4/25/15	W	6-0 *	4/14/06	W	3-2	
4/16/94	L	1-2 #	3/15/97	L	2-5 #	5/4/98	W	3-2 (8) +	4/25/15	W	9-4 *	4/15/06	L	2-3 *	
			3/16/97	L	0-1 #	5/4/98	L	1-2 +	4/26/15	L	4-7 *	5/12/06	L	0-3 # +	
			3/5/00	L	0-1 *	5/4/98	W	13-4 +	5/7/15	L	9-10 (12) # +	3/31/07	L	9-10 *	
CHATTANOOGA (0-2)			3/9/18	L	3-6	3/26/99	W	2-0 #	5/7/16	L	3-4	4/1/07	L	3-12 *	
Away: 0-1 Neutral: 0-1			3/10/18	W	7-4	4/1/99	W	5-2 *	5/8/16	L	1-6	4/1/07	W	3-2 *	
4/20/96	L	1-3 #	3/10/18	L	5-7	4/1/99	W	3-2 *	5/8/16	W	4-1	3/15/08	L	2-6	
2/24/18	L	5-8				4/21/99	L	0-1	4/1/17	L	5-7 *	3/16/08	L	2-10	
						4/21/99	W	1-0 (8)	4/1/17	L	1-4 *	3/16/08	L	2-10	
						5/2/99	W	7-1 # +	4/11/18	L	1-4	4/25/09	W	4-3 *	
						4/18/00	W	6-1 *	4/11/18	L	1-4	4/25/09	W	8-5 *	
CLEVELAND STATE (1-1)			1982	L	7-8	4/18/00	L	1-5 (9) *				4/26/09	W	4-3 *	
Neutral: 1-1						5/4/00	W	3-0	EASTERN KENTUCKY (37-35)			3/27/10	L	4-5	
3/18/04	L	0-3 #				5/11/00	W	3-2 (8) # +	Home: 19-13 Away: 17-20			3/27/10	W	6-0	
3/13/05	W	4-1 #				2001	L	1-3	Neutral: 1-2			3/28/10	L	2-7	
						2001	W	3-0				5/7/11	W	5-1 *	
						2001	W	7-3 *	4/4/93	W	3-0 *	5/7/11	L	0-8 *	
						2001	L	0-1 # +	4/4/93	W	9-1 *	5/8/11	L	2-9 *	
COLGATE (2-1)						4/9/02	L	0-6 *	4/11/93	W	7-0	3/17/12	L	2-3	
Neutral: 2-1						3/9/02	L	4-5 *	4/11/93	W	6-0	3/17/12	W	7-5	
3/15/98	W	3-1 #				4/18/02	W	4-0	4/3/94	W	2-1	3/18/12	L	2-4	
3/19/04	L	1-4 #				4/9/03	W	7-6	4/3/94	W	3-2	4/20/13	W	12-11 *	
3/13/05	W	4-3 #				4/9/03	L	0-1	4/23/94	W	9-2 # +	4/20/13	L	4-6 *	
						4/23/03	W	6-5 *	4/9/95	W	4-3	3/22/14	L	1-5	
						5/9/03	W	4-2 # +	4/9/95	W	5-2	3/22/14	W	5-3	
						4/1/04	W	3-2 *	4/28/95	W	3-2 +	4/23/16	L	2-4	
						4/1/04	L	1-4 *	4/29/95	L	0-2 +	4/23/16	W	5-2	
						5/5/04	W	2-1	4/12/96	W	3-0 *	4/23/17	W	2-1 *	
						4/20/05	L	6-7	4/12/96	W	3-1 *	4/23/17	L	0-2 *	
												3/16/92	W	3-0	





# SOUTHEAST MISSOURI SOFTBALL

## SERIES RESULTS

3/28/92	W	6-1 #	<b>FLORIDA ATLANTIC</b>	<b>GEORGE WASHINGTON</b>	<b>GREEN BAY</b>	<b>INDIANA (PA.)</b>	<b>IUPUI</b>
3/28/92	W	3-0 #	(1-1)	(1-0)	(3-1)	(1-0)	(8-3)
4/16/92	W	3-1 *	Away: 0-1 Neutral: 1-0	Neutral: 1-0	Neutral: 3-1	Neutral: 1-0	Home: 4-0 Neutral: 4-3
4/16/92	W	14-5 *	3/9/95 W 8-0 #	3/15/05 W 1-0 #	3/11/93 L 2-6 #	3/11/91 W 3-0 #	3/13/87 W 3-1 #
3/12/93	W	3-0 #	3/8/08 L 6-7		3/12/96 W 6-0 #		3/13/87 W 5-0 #
3/27/93	W	4-1 #		<b>GEORGIA COLLEGE</b>	3/14/96 W 2-0 #	<b>INDIANA STATE</b>	3/6/90 L 0-1 #
4/14/93	W	3-1 *	<b>FLORIDA GULF COAST</b>	(2-0)	3/16/98 W 6-2 #	(16-6)	3/11/06 W 18-7 *
4/14/93	L	2-3 *	(0-1)	Away: 2-0	<b>GREENVILLE</b>	Home: 7-3 Away: 5-3	3/11/07 W 9-0 *
3/26/94	L	1-2 #	Neutral: 0-1	3/3/90 W 9-0	(0-1)	Neutral: 4-0	3/16/10 W 15-7 *
3/25/95	L	1-3 #		3/3/90 W 7-2	Away: 0-1	4/23/83 W 2-1	3/16/10 W 5-4 (8) *
3/28/95	L	2-6	3/7/08 L 0-5 #	<b>GEORGIA STATE</b>	4/4/86 L 0-4	4/23/83 W 3-2	2/10/12 L 0-5 #
3/28/95	L	3-5		(1-0)		3/15/99 W 1-0 #	3/9/13 W 3-1 #
3/27/96	W	8-3 *	<b>FLORIDA SOUTHERN</b>	Away: 1-0	<b>HAWAII</b>	3/15/99 W 12-4 #	3/10/13 L 1-5 #
3/27/96	W	2-0 *	(2-7)	3/3/92 W 1-0	(0-1)	3/11/02 W 6-2 *	2/24/18 W 7-0 #
3/1/97	L	0-1 #	Away: 2-2 Neutral: 0-5	<b>GEORGIA TECH</b>	Away: 0-1	3/14/04 L 1-3 *	<b>JACKSON STATE</b>
4/3/97	W	7-0	5/8/87 L 0-2 \$ #	(2-1)	3/15/97 L 6-9	2/20/10 W 6-3 #	(7-2)
4/3/97	W	7-2	5/9/87 L 0-3 \$ #	Home: 0-1 Away: 1-0	<b>HARVARD</b>	3/17/10 W 5-3	Away: 7-2
4/9/98	L	4-5 *	3/8/89 L 0-4 #	Neutral: 1-0	(1-1)	3/17/10 L 2-4	
4/9/98	L	8-10 *	5/13/89 L 0-4		Neutral: 1-1	2/12/11 W 6-2 #	2/14/08 W 8-0
3/4/99	L	4-7	5/14/89 L 1-4	4/14/95 W 2-1 #	3/7/99 W 5-1 #	4/6/11 W 10-8 *	2/14/08 W 12-3
3/4/99	L	0-4	3/10/90 L 0-3 #	3/20/13 L 4-9 *	3/24/00 L 3-4 (9) #	4/6/11 W 4-2 *	2/12/09 W 11-0
3/5/03	L	0-6	3/14/91 L 0-2 #	3/14/17 W 6-1		3/14/12 W 4-0	2/11/10 W 11-3
3/5/03	L	1-3	5/10/91 W 1-0 \$	<b>GRAMBLING STATE</b>		3/14/12 W 9-6	2/9/12 L 1-11
3/23/04	L	2-9 *	5/12/91 W 3-1 \$	(7-0)	<b>HOUSTON BAPTIST</b>	3/13/13 W 5-4 *	2/7/13 L 0-1
3/23/04	L	2-9 *		Neutral: 7-0	(2-1)	3/13/13 W 9-4 *	3/15/16 W 9-8
3/23/05	L	0-9	<b>FLORISSANT VALLEY</b>		Neutral: 2-1	3/19/14 L 2-3	3/15/16 W 11-1
3/29/05	L	2-3	(2-0)	2/10/12 W 15-8 #	2/14/14 W 9-7 #	3/19/14 L 0-2	2/12/17 W 13-2
3/29/06	W	4-2 *	1981 L 5-9	2/11/12 W 21-3 #	2/15/14 L 3-6 #	3/18/15 L 4-9 *	<b>JACKSONVILLE STATE</b>
3/29/06	W	10-1 *	1981 W 8-0	2/8/13 W 6-3 #	2/13/16 W 10-7 #	3/18/15 L 5-9 (8) *	(4-39)
2/25/07	L	2-3 #		2/15/14 W 9-1 #		3/13/18 W 5-1 *	Home: 2-16 Away: 1-18
3/28/07	L	6-7	<b>FORDHAM</b>	2/16/14 W 2-0 #	<b>ILLINOIS-CHICAGO</b>	3/13/18 W 4-1 *	Neutral: 1-5
3/28/07	W	5-3	(1-1)	2/14/15 W 11-7 #	(1-4)		
2/23/08	L	4-16 #	Neutral: 1-1	2/15/15 W 10-8 #	Home: 0-1 Away: 1-0	<b>IOWA</b>	3/15/02 L 1-3 #
3/23/11	W	9-0 *	3/16/98 W 5-0 #	<b>GRAND VALLEY STATE</b>	Neutral: 0-3	(0-1)	4/17/04 L 5-6 *
3/23/11	L	2-4 *	3/20/04 L 1-5 #	(6-1)	3/31/84 W 6-0	Neutral: 0-1	4/17/04 L 3-6 *
3/15/12	W	6-1		Neutral: 6-1	3/9/92 L 2-3 #	3/17/04 L 2-4 #	4/18/04 L 5-9 *
3/15/12	L	4-5	<b>FURMAN</b>		3/10/93 L 0-3 #		5/14/04 L 4-5 # +
3/9/13	L	0-8	(1-0)	4/5/86 W 4-2 #	3/6/94 L 0-7 #	<b>IOWA</b>	4/27/05 L 2-7
3/10/13	L	2-9	Neutral: 1-0	4/4/87 W 2-0 #	3/3/01 L 0-6 *	(1-0)	4/27/05 L 0-5
4/2/13	W	3-2 *	4/14/95 W 6-1 #	4/18/87 W 4-0 #		1981 W 7-2	4/28/05 L 0-4
4/2/13	L	0-1 *		3/5/89 L 3-5 #	<b>ILLINOIS STATE</b>		5/14/05 L 4-6 +
3/20/14	L	5-6	<b>GARDNER-WEBB</b>	3/10/89 W 7-4 #	(1-4)	<b>IOWA STATE</b>	5/6/06 L 3-5 *
3/20/14	L	4-8	(1-0)	4/1/89 W 7-2 #	Home: 0-2 Neutral: 1-2	(3-3)	5/6/06 L 2-3 *
2/23/18	W	9-0 #	Neutral: 1-0	3/7/90 W 4-2 #	3/14/97 L 0-3 #	Home: 1-0 Neutral: 2-2	5/7/06 L 3-10 *
			3/16/02 W 8-1 #	<b>GRANDVIEW</b>	3/15/97 W 4-0 #	4/3/81 L 0-2 #	4/6/07 L 4-9
				(1-0)	3/7/97 L 7-9 #	3/8/92 W 6-5 #	4/6/07 L 3-6
<b>FAIRFIELD</b>			<b>GEORGE MASON</b>	1981 W 5-2	3/11/07 L 0-7 *	3/7/93 W 6-5 #	4/7/07 L 3-11
(3-0)			(3-0)		3/11/10 L 1-12 *	3/5/00 L 1-5 #	5/3/08 L 3-6 *
Away: 1-0 Neutral: 2-0			Neutral: 3-0		<b>INDIANA</b>	3/13/04 W 8-4 *	5/3/08 L 0-7 *
3/6/89 W 7-0			4/16/94 W 5-0 #		(1-1)	2/17/08 L 1-8 #	5/4/08 L 4-8 *
3/10/96 W 5-0 #			4/15/95 W 3-0 #		Away: 0-1 Neutral: 1-0		4/4/09 L 0-9
3/15/96 W 12-2 #			3/16/05 W 5-0 #		3/2/97 L 4-7		4/4/09 L 1-12
					3/9/01 W 8-0 #		4/5/09 L 1-11
							3/26/11 L 5-8
							3/26/11 W 7-6
							3/27/11 L 8-13



# SOUTHEAST MISSOURI SOFTBALL



## SERIES RESULTS

5/13/11 L 0-4 # +	<b>KENTUCKY WESLEYAN</b>	4/7/89 W 3-0 #	<b>LOUISVILLE</b>	<b>MCNEESE STATE</b>	4/13/96 W 8-3 *
5/14/11 W 3-2 # +	<b>(4-0)</b>	4/17/89 W 6-2 *	<b>(1-1)</b>	<b>(0-1)</b>	5/5/96 W 3-1 *
5/15/11 L 5-9 # +	Home: 2-0 Away: 2-0		Neutral: 1-1	Neutral: 0-1	4/5/97 W 10-3 *
4/6/12 L 8-9 *	4/15/84 W 7-0 *	<b>LIPSCOMB</b>	3/17/00 W 4-3 #	2/19/10 L 2-6 #	4/5/96 W 3-2 *
4/6/12 W 3-1 *	3/23/85 W 3-0	<b>(2-5)</b>	3/10/11 L 2-7 #		4/20/97 W 3-0
4/7/12 L 1-2 *	3/23/85 W 1-0	Home: 1-3 Away: 1-1		<b>MEMPHIS</b>	4/20/97 W 5-2
4/6/13 L 2-4	4/19/85 W 12-6 *	Neutral: 0-1	<b>LOYOLA-CHICAGO</b>	<b>(3-7)</b>	4/6/98 W 5-0 *
4/6/13 L 5-13		3/4/03 W 6-0	<b>(5-5)</b>	Home: 1-1 Away: 2-5	4/6/98 W 4-1 *
4/18/14 L 0-9 *	<b>LAKE SUPERIOR</b>	3/4/03 L 5-6	Home: 1-3 Neutral: 4-2	Neutral: 0-1	4/12/99 W 2-1
4/18/14 L 0-9 *	<b>(3-0)</b>	3/9/03 W 17-8 *	3/7/93 L 2-4 #	3/23/06 W 2-1	4/12/99 W 4-1
3/23/15 L 4-10	Neutral: 3-0	3/8/05 L 3-7 *	3/11/94 W 7-0 #	3/23/06 L 2-3	5/2/99 W 9-0 #
3/23/15 L 5-6	3/29/85 W 5-1 #	3/8/05 L 4-5 *	3/7/95 W 9-8 #	2/23/07 L 1-2	4/15/00 W 4-2
5/6/15 L 0-21 # +	3/6/90 W 3-2 #	3/11/06 L 2-3 *	3/10/95 L 1-6 #	4/24/07 W 4-3 *	4/15/00 L 1-2
4/9/16 L 5-6 *	3/8/90 W 5-3 #	2/22/14 L 0-11 #	3/9/00 L 1-3 *	4/24/07 L 1-10 *	4/16/00 W 1-0
4/9/16 L 2-9 *			3/9/00 W 2-0 *	2/23/08 L 1-3	5/12/00 L 1-3
3/26/17 L 0-3	<b>LAMAR STATE</b>	<b>LOCK HAVEN</b>	3/7/02 L 2-6 *	2/26/12 L 0-1	5/12/00 L 1-3
3/26/17 L 5-9	<b>(1-1)</b>	<b>(1-1)</b>	3/7/02 L 3-8 *	2/24/13 L 1-2 #	4/14/01 L 0-4 *
3/25/18 L 0-6 *	Neutral: 1-1	Neutral: 1-1	2/22/14 W 13-3 #	2/23/14 L 1-6	4/14/01 L 0-4 *
3/25/18 W 7-2 *	3/12/85 L 2-3 #	3/8/88 W 1-0 #	3/9/17 W 2-0 #	3/17/18 W 8-7	3/8/03 L 0-6 *
	3/12/85 W 6-0 #	3/15/91 L 4-6 #			3/20/03 L 0-10 #
<b>JARVIS CHRISTIAN COLLEGE</b>	<b>LASALLE</b>	<b>LONGWOOD</b>	<b>LSU</b>	<b>MERAMEC-ST. LOUIS</b>	3/20/03 L 0-5 #
<b>(1-0)</b>	<b>(1-0)</b>	<b>(1-1)</b>	<b>(0-1)</b>	<b>(1-1)</b>	3/22/06 W 12-3
Neutral: 1-0	Neutral: 1-0	Neutral: 1-1	Neutral: 0-1	Home: 1-1	3/22/06 W 11-0
2/11/17 W 17-2 #	3/18/93 W 13-4 #	3/11/08 L 1-12 #	3/18/17 L 3-7 #	1982 L 0-4	3/20/07 L 2-3
		3/11/08 W 2-0 #		1982 W 4-1	4/9/08 W 6-4 *
<b>KANSAS</b>	<b>LEWIS COLLEGE</b>	<b>LOUISIANA</b>	<b>MAINE</b>	<b>MERCER</b>	4/9/08 L 3-5 *
<b>(0-4)</b>	<b>(5-2)</b>	<b>(0-3)</b>	<b>(3-2)</b>	<b>(1-0)</b>	4/28/11 L 3-7
Away: 0-1 Neutral: 0-3	Home: 1-0 Neutral: 4-2	Neutral: 0-3	Neutral: 3-2	Neutral: 1-0	4/28/11 W 3-2
3/19/99 L 0-7 #	3/27/86 W 4-1 *	4/17/94 L 1-2 #	3/10/92 L 0-2 #	3/24/01 W 2-1 #	4/11/12 W 8-2 *
5/20/99 L 1-5 #	3/9/87 W 4-0 #	4/14/95 L 1-6 #	3/10/93 W 3-2 #		4/11/12 W 10-3 *
5/22/99 L 1-3 #	3/11/87 W 5-1 #	2/13/16 L 0-8 #	3/9/94 L 1-3 #		2/17/17 L 4-8 #
3/19/17 L 5-6	3/9/88 W 3-0 #		3/8/95 W 3-1 #	<b>MIAMI (OHIO)</b>	<b>MINERAL AREA CC</b>
	3/5/89 L 1-2 #	<b>LOUISIANA-MONROE</b>	3/12/96 W 9-2 #	<b>(0-1)</b>	<b>(1-0)</b>
<b>KENNESAW STATE</b>	3/8/89 L 0-1 #	<b>(3-7)</b>		Neutral: 0-1	Home: 1-0
<b>(0-1)</b>	3/4/90 W 7-0 #	Away: 3-7	<b>MANHATTAN</b>	2/24/12 L 2-6 #	1982 W 10-3
Away: 0-1		2/17/08 L 1-2	<b>(1-0)</b>		
3/15/17 L 3-4	<b>LIBERTY</b>	2/13/09 W 4-1	Neutral: 1-0	<b>MIDDLE TENNESSEE</b>	<b>MINNESOTA-DULUTH</b>
	<b>(1-0)</b>	2/14/09 W 4-3	3/17/98 W 13-2 #	<b>(29-17)</b>	<b>(1-0)</b>
<b>KENT STATE</b>	Neutral: 1-0	2/13/10 L 6-9		Home: 12-8 Away: 14-6	1981 W 12-1
<b>(0-1)</b>	3/20/98 W 8-0 #	2/11/11 L 3-11	<b>MARSHALL</b>	Neutral: 3-3	
Neutral: 0-1		2/12/11 L 1-6	<b>(1-1)</b>		<b>MISSISSIPPI</b>
3/11/01 L 0-2 #	<b>LINCOLN (MO.)</b>	2/11/12 W 8-4	Neutral: 1-1		<b>(2-7)</b>
	<b>(11-1)</b>	2/9/13 L 1-5	3/17/03 L 2-5 #	4/13/93 L 1-3 *	Home: 0-4 Away: 2-3
<b>KENTUCKY</b>	Home: 3-0 Away: 4-1	2/14/14 L 4-6	3/17/03 W 5-4 #	4/13/93 W 2-1 *	3/6/01 L 0-8 *
<b>(2-2)</b>	Neutral: 4-0	2/13/15 L 3-11		3/20/94 W 3-2	3/6/01 L 0-8 *
Away: 1-2 Neutral: 1-0	1982 W 2-1	<b>LOUISIANA TECH</b>	<b>MCKENDREE</b>	3/20/94 W 6-1	3/21/01 W 4-2
2/28/98 W 9-6 #	1982 W 4-1	<b>(1-3)</b>	<b>(3-1)</b>	4/2/94 L 1-2 *	3/21/01 L 0-8
3/10/01 W 1-0	4/23/83 W 6-3	Neutral: 1-3	Away: 1-1 Neutral: 2-0	4/2/94 L 0-2 *	3/1/02 L 3-5 *
3/3/18 L 2-4	4/8/84 W 17-1 *	4/16/94 L 1-3 #	1981 W 3-1 #	4/24/94 W 3-2 # +	3/1/02 L 1-4 *
3/4/18 L 2-11	4/13/85 W 8-0 #	3/14/10 L 3-5 #	4/17/87 W 5-2 #	3/17/95 L 1-2	3/21/07 W 7-3
	3/29/86 W 18-0	2/26/11 W 5-4 #	5/1/89 L 0-1	3/17/95 W 3-0	3/21/07 L 2-12
	4/10/87 W 4-0 *	2/12/16 L 2-11 #	5/1/89 W 5-3	4/22/95 W 3-0 *	2/27/11 L 2-4
	4/20/87 L 1-2			4/22/95 L 0-1 *	
	4/10/88 W 5-2 #			3/23/96 W 4-3	
	4/22/88 W 9-0 #			3/23/96 W 6-2	
				4/13/96 W 10-2 *	





# SOUTHEAST MISSOURI SOFTBALL

## SERIES RESULTS

<b>MISSISSIPPI WOMENS</b>			3/6/10	L	0-13	3/2/08	W	3-1 *	4/1/09	L	0-6 *	4/14/96	W	8-0 *	4/24/16	L	1-6
<b>(3-1)</b>			3/4/11	L	0-5 #	3/6/09	<b>(3-1)</b>	1-4	3/15/14	L	4-6 *	4/27/96	W	8-1	4/24/16	L	0-1
Neutral: 3-1			3/3/12	L	0-9 #	3/6/10	L	3-7 #	3/15/14	W	5-4 *	4/27/96	L	1-4	4/22/17	L	2-6 *
4/17/87	W	4-0 #	3/11/15	L	1-2	3/4/11	L	2-3 #				3/31/97	W	11-0	4/22/17	W	6-5 *
4/16/88	W	8-0 #	3/11/15	L	1-10	2/25/12	L	1-4 #	<b>MISSOURI S&amp;T</b>			3/31/97	W	6-0	4/21/18	W	2-0
4/14/89	W	4-0 #	4/18/17	L	3-14	3/4/12	L	4-5 #	<b>(16-4)</b>			4/12/97	W	10-1 *	4/21/18	W	4-1 (8)
4/18/90	L	0-1 #	4/18/17	L	1-9	3/7/13	L	1-2 *	Home: 3-1 Away: 4-0			4/12/97	W	8-0 *	5/10/18	L	1-4 +
			3/21/18	L	2-10 *	3/7/13	W	3-2 *	Neutral: 9-3			4/18/98	W	6-0			
<b>MISSISSIPPI STATE</b>			3/21/18	W	8-2 *	3/1/14	L	0-8 *	4/29/82	W	7-2 #	4/18/98	W	6-2	<b>MURRAY STATE</b>		
<b>(1-5)</b>						3/31/15	W	8-4	4/6/84	W	11-0	4/17/99	W	1-0 *	<b>(7-17)</b>		
Home: 1-0 Away: 0-2			<b>MISSOURI BAPTIST</b>			3/31/15	L	0-4	4/12/85	W	2-1 #	4/17/99	W	3-0 *	Home: 5-5 Away: 2-12		
Neutral: 0-3			<b>(4-0)</b>			3/5/16	L	3-9	4/11/86	W	8-1 #	4/29/00	W	5-0	4/17/10	L	1-9
4/14/84	W	2-0 *	Home: 2-0 Away: 2-0			3/4/17	W	2-1 #	4/14/86	W	6-2 #	4/29/00	L	1-6	4/17/10	W	9-6
3/11/85	L	0-2 #	4/30/85	W	10-1				4/25/86	W	4-2 # !	4/30/00	W	2-0	4/18/10	L	4-9
3/11/85	L	5-9 #	4/30/85	W	6-2	<b>MISSOURI-ST. LOUIS</b>			4/11/87	W	8-5	5/11/00	W	4-3 # +	4/16/11	W	11-4 *
2/24/06	L	2-5	4/30/14	W	10-5 *	<b>(27-15)</b>			4/24/87	W	3-0	4/28/01	W	4-2 *	4/16/11	W	10-9 *
2/26/06	L	0-3	4/30/14	W	13-1 *	Home: 15-5 Away: 5-6			3/24/88	W	8-1 *	4/28/01	W	9-3 *	4/17/11	L	7-9 *
2/24/13	L	4-8 #				Neutral: 7-4			3/24/88	L	3-4 *	4/29/01	W	6-4 *	4/28/12	L	7-10
<b>MISSISSIPPI VALLEY</b>			<b>MISSOURI SOUTHERN</b>			1978	W	2-1	4/8/88	L	0-1 #	4/20/02	W	9-3	4/28/12	L	1-3
<b>(0-1)</b>			<b>(4-4)</b>			1978	L	2-6	3/22/89	W	3-2 *	4/20/02	W	7-5	4/29/12	L	7-8
Neutral: 0-1			Home: 1-1 Away: 1-2			1978	L	1-4	3/22/89	W	5-0 *	4/21/02	L	0-3	3/16/13	L	1-8
			Neutral: 2-1			4/12/80	L	1-2	4/22/89	W	1-0 # !	4/18/03	W	7-4 *	3/16/13	W	9-3
2/8/13	W	3-2 #	1981	W	10-0	4/24/81	L	1-2	3/31/90	L	0-10 #	4/18/03	W	6-3 *	5/3/14	L	4-5 *
			1981	L	3-8	1982	W	1-0 (11)	4/19/90	W	2-1	4/19/03	L	4-7 *	5/3/14	L	0-1 *
<b>MISSOURI</b>			4/15/89	L	0-1 *	1982	W	3-2 (9)	4/29/90	L	3-4 # !	4/24/04	L	3-4	5/4/14	W	5-3 *
<b>(6-32)</b>			3/30/90	W	6-0 #	1982	W	4-2	3/29/91	W	4-2 #	4/24/04	W	3-1	4/11/15	L	3-4
Home: 1-5 Away: 3-16			4/17/90	L	3-4	4/17/83	W	2-1	4/9/91	W	1-0 #	4/25/04	W	4-1	4/11/15	L	5-6
Neutral: 2-11			3/30/91	L	0-1 #	4/23/83	W	6-0	4/26/91	W	4-3 # !	3/25/05	L	5-8	4/12/15	L	1-2
4/20/89	L	0-2	4/16/91	W	4-0 *	4/29/83	L	2-3				3/25/05	W	7-2	3/19/16	W	4-3 *
4/20/89	W	4-1	4/27/91	W	3-1 # !	4/7/84	W	5-0	<b>MISSOURI WESTERN</b>			3/26/05	W	3-1	3/19/16	W	9-1 *
4/11/92	L	1-6 #				3/20/85	W	4-0	<b>(3-0)</b>			4/1/06	W	8-0 *	3/20/16	L	5-16 *
4/12/92	L	1-3 #	<b>MISSOURI STATE</b>			3/20/85	W	4-0	Away: 1-0 Neutral: 2-0			4/1/06	W	9-1 *	4/9/17	L	6-11 *
4/21/92	L	7-10 #	<b>(8-27)</b>			4/13/85	W	2-0 #	1981	W	5-4	4/2/06	W	4-0 *	4/9/17	L	1-6 *
4/21/92	L	6-8 #	Home: 4-9 Away: 3-11			4/28/85	W	18-5	4/28/90	W	3-1 #	5/5/07	L	1-8	4/8/18	W	8-7
5/4/93	W	8-5 #	Neutral: 1-7			3/27/86	W	7-0	4/12/91	W	6-2 #	5/5/07	W	7-4	4/8/18	W	11-8
1993	L	2-3 #	1981	W	2-0	4/11/86	W	7-0				5/6/07	W	4-1			
5/3/94	L	0-2	1981	W	8-7	4/26/86	L	0-4 #	<b>MOREHEAD STATE</b>			2/22/08	L	0-2 #	<b>NEBRASKA</b>		
5/3/94	W	6-5	1982	L	0-7	4/26/86	W	5-0 #	<b>(59-22)</b>			4/19/08	W	5-1 *	<b>(0-2)</b>		
5/2/95	L	0-12	1982	L	0-10	4/6/87	W	4-1	Home: 28-8 Away: 26-12			4/19/08	L	0-6 *	Neutral: 0-2		
5/2/95	L	1-2	3/17/92	W	7-4 *	4/11/87	W	3-1	Neutral: 5-2			4/20/08	W	2-1 *	3/18/99	L	1-10 #
4/24/96	L	2-4 #	3/17/92	L	4-7 *	4/25/87	W	5-3	4/24/92	W	7-5 *	3/19/09	W	1-0	3/17/00	L	2-7 #
4/24/96	L	1-4 #	4/25/93	L	1-2	4/4/88	L	1-5	4/10/93	W	8-0 *	3/20/09	W	7-4			
4/15/97	L	7-10	4/25/93	L	1-8	4/9/88	W	2-0	4/10/93	W	6-5 *	3/21/09	L	1-2	<b>NEBRASKA-OMAHA</b>		
4/15/97	L	0-4	5/2/94	L	0-3 *	4/16/88	L	1-5	4/3/93	W	4-3	5/7/09	W	1-0 # +	<b>(1-1)</b>		
4/16/98	L	2-8	5/2/94	L	0-2 *	4/16/88	W	7-3 (9)	4/3/93	W	8-4	3/20/10	L	2-9 *	Neutral: 1-1		
4/17/98	W	4-0	4/29/97	L	4-8	4/12/89	L	1-4	4/23/93	W	2-1 #	3/20/10	L	5-7 *	4/1/89	W	8-1 #
4/20/00	W	5-0 #	4/29/97	L	0-1	4/21/89	W	4-2	4/24/93	W	6-0 #	4/30/11	W	14-7	3/18/17	L	5-6 #
4/24/01	L	3-4 *	3/4/00	L	2-3 #	4/22/89	L	3-4	4/1/94	W	3-2 *	4/30/11	W	4-3			
4/24/01	L	1-5 *	4/26/00	W	4-3 *	4/22/89	L	1-4	4/1/94	W	9-1 *	3/10/12	L	1-3 *	<b>NEBRASKA WESLEYAN</b>		
4/3/02	L	2-10	4/26/00	L	1-3 *	5/14/89	W	5-2	4/9/94	W	11-5	3/10/12	W	11-10 *	<b>(0-1)</b>		
4/3/02	L	0-12	3/2/01	L	1-10 *	3/31/90	L	0-1	4/9/94	L	7-8	3/11/12	W	9-5 *	Away: 0-1		
4/2/03	L	0-9 *	3/9/03	L	1-8 *	4/19/90	W	7-4	4/24/94	W	12-0 # +	4/21/13	L	6-7 *	1982	L	1-7
4/2/03	L	0-9 *	4/16/03	L	0-8	3/29/91	W	7-0 *	4/8/95	W	10-1	4/21/13	W	5-4 *			
3/5/05	L	0-8 #	3/12/04	L	3-5 *	4/9/91	W	3-0 #	4/8/95	W	3-0	3/23/14	L	6-7			
3/6/05	L	2-6 #	3/6/05	L	5-7 #	4/8/92	W	7-3 *	4/21/95	W	4-3 *	3/23/14	L	4-7			
3/3/06	L	1-7 #	3/3/06	L	1-2	4/8/92	W	5-0 *	4/21/95	W	11-0 *	4/18/15	W	1-0 *			
3/7/09	L	0-8 #	3/4/07	L	4-10 #	4/1/09	L	3-4 *	4/14/96	W	6-0 *	4/18/15	L	1-3 *			



# SOUTHEAST MISSOURI SOFTBALL



## SERIES RESULTS

<b>NICHOLLS STATE</b> (0-3) Away: 0-1 Neutral: 0-2 1982 L 0-10 4/16/95 L 0-10 # 2/23/13 L 7-8 #	<b>NORTHERN KENTUCKY</b> (3-2) Neutral: 3-2 3/6/88 W 9-0 # 3/8/88 W 1-0 # 3/9/89 L 2-8 # 3/4/90 W 6-2 # 3/8/90 L 0-4 #	<b>OHIO</b> (1-2) Neutral: 1-2 3/21/99 L 0-2 # 3/3/18 W 2-1 # 3/4/18 L 1-5 #	<b>PROVIDENCE</b> (1-0) Neutral: 1-0 3/14/96 W 2-1 #	<b>SACRED HEART</b> (2-1) Neutral: 2-1 3/8/87 L 0-2 # 3/12/91 W 2-0 # 3/12/05 W 9-0 #	4/11/92 W 1-0 # 4/12/92 W 2-1 # 4/29/92 W 1-0 * 4/29/92 W 7-6 * 4/8/93 L 2-3 4/8/93 W 9-2 4/16/93 L 3-8 * 4/16/93 W 3-0 * 3/15/94 W 6-0 * 3/15/94 W 9-2 * 4/26/94 W 10-0 4/26/94 W 9-4 4/6/95 W 14-1 * 4/6/95 W 10-0 * 4/8/96 W 8-0 4/8/96 W 6-0 3/22/97 W 7-4 # 4/30/97 W 9-0 * 4/30/97 W 7-0 * 3/25/98 W 5-2 3/25/98 W 12-1 3/27/98 W 10-1 # 3/24/99 W 6-2 * 3/24/99 W 11-0 * 3/26/99 W 5-0 # 3/13/00 W 10-3 3/13/00 W 5-3 1981 W 4-0 4/18/01 L 1-2 * 1981 L 1-3 4/18/01 W 11-3 * 3/19/82 W 2-1 4/29/03 L 2-4 * 4/5/82 L 0-8 3/30/04 L 1-2 3/30/04 L 4-6 4/14/05 W 8-3 * 4/14/05 L 3-7 3/4/06 W 8-4 # 4/4/06 L 0-3 4/4/06 W 9-0 4/17/07 W 4-3 * 4/17/07 W 6-4 * 3/2/08 W 7-3 * 4/17/08 W 6-0 3/20/86 W 10-2 * 4/17/08 W 2-1 3/20/86 W 8-5 * 3/31/86 W 10-2 4/15/09 W 9-5 * 4/15/09 W 5-4 * 3/5/10 L 2-10 # 5/5/10 L 1-9 5/5/10 W 6-3 3/5/11 L 3-8 5/4/11 W 5-1 * 5/4/11 L 2-3 * 3/3/12 L 4-5 # 5/1/12 L 0-1 5/1/12 W 6-1 5/1/13 L 1-5 * 3/1/14 L 4-7 * 4/23/14 L 0-8				
<b>NORTH CAROLINA A&amp;T</b> (3-0) Away: 2-0 Neutral: 1-0 3/7/92 W 10-0 # 3/17/09 W 8-7 3/17/09 W 6-0	<b>NORTHWEST MISSOURI</b> (13-11-1) Home: 1-0 Away: 4-0-1 Neutral: 8-11 1981 T 2-2 1981 W 2-0 4/23/82 L 2-7 # 4/24/82 L 4-5 # 4/30/82 L 2-3 # 5/1/82 L 0-4 # ! 3/23/84 L 8-9 # 4/8/84 W 4-3 * 4/28/84 L 5-6 # ! 4/28/84 L 2-6 # ! 3/13/85 W 3-2 # 4/13/85 W 4-1 # 4/27/85 W 4-1 # 4/4/86 W 2-0 4/12/86 L 1-5 # ! 5/26/86 W 2-0 # 3/28/87 W 7-0 4/11/87 L 0-1 # ! 4/25/87 W 3-1 # ! 3/26/88 L 2-5 # 4/8/88 L 2-6 # ! 3/25/89 W 3-1 # 4/21/89 W 5-2 # 3/14/91 W 3-2 # 4/26/91 W 10-0	<b>OKLAHOMA</b> (0-1) 1981 L 2-7	<b>OKLAHOMA BAPTIST</b> (0-2) Away: 0-2 1982 L 2-4 1982 L 6-8	<b>OKLAHOMA STATE</b> (0-2) 1981 L 1-11 1981 L 2-4	<b>QUINCY</b> (6-1) Home: 5-1 Neutral: 1-0 4/17/87 L 0-1 * 4/15/88 W 3-2 * 3/31/89 W 11-6 # 4/12/89 W 3-2 * 4/15/89 W 9-2 * 5/5/90 W 7-1 * 4/20/91 W 7-0 *	<b>SAGINAW VALLEY STATE</b> (1-0) Neutral: 1-0 3/29/85 W 1-0 #	<b>ST. CLOUD STATE</b> (0-1) Neutral: 0-1 3/7/90 L 0-4 #	<b>SAINT JOSEPH'S</b> (1-0) Neutral: 1-0 3/6/89 W 2-0 #	<b>SAINT LOUIS</b> (70-28) Home: 37-8 Away: 26-15 Neutral: 7-5 1981 W 4-0 1981 L 1-3 3/19/82 W 2-1 4/5/82 L 0-8 1982 L 4-5 1982 W 2-1 4/19/83 W 7-0 * 4/19/83 W 3-0 * 4/19/84 W 8-2 * 4/19/84 W 4-0 * 4/1/85 W 4-0 * 4/1/85 W 10-0 * 4/9/85 W 11-1 4/9/85 W 5-2 3/20/86 W 10-2 * 3/20/86 W 8-5 * 3/31/86 W 10-2 3/31/86 W 8-5 3/20/87 W 2-0 * 3/20/87 W 4-0 * 4/14/87 L 2-3 * 4/14/87 W 10-6 * 4/13/88 W 5-0 * 4/13/88 W 2-1 * 4/25/89 W 7-0 * 4/25/89 W 6-2 * 4/24/90 W 3-2 * 4/24/90 W 10-0 * 4/2/92 W 14-0 4/2/92 W 7-0
<b>NORTH DAKOTA</b> (0-1) 1981 L 2-3	<b>NORTH DAKOTA STATE</b> (0-1) Home: 0-1 3/18/14 L 0-11 *	<b>OKLAHOMA BAPTIST</b> (0-2) Away: 0-2 1982 L 2-4 1982 L 6-8	<b>OKLAHOMA STATE</b> (0-2) 1981 L 1-11 1981 L 2-4	<b>QUINCY</b> (6-1) Home: 5-1 Neutral: 1-0 4/17/87 L 0-1 * 4/15/88 W 3-2 * 3/31/89 W 11-6 # 4/12/89 W 3-2 * 4/15/89 W 9-2 * 5/5/90 W 7-1 * 4/20/91 W 7-0 *	<b>SAGINAW VALLEY STATE</b> (1-0) Neutral: 1-0 3/29/85 W 1-0 #	<b>ST. CLOUD STATE</b> (0-1) Neutral: 0-1 3/7/90 L 0-4 #	<b>SAINT JOSEPH'S</b> (1-0) Neutral: 1-0 3/6/89 W 2-0 #	<b>SAINT LOUIS</b> (70-28) Home: 37-8 Away: 26-15 Neutral: 7-5 1981 W 4-0 1981 L 1-3 3/19/82 W 2-1 4/5/82 L 0-8 1982 L 4-5 1982 W 2-1 4/19/83 W 7-0 * 4/19/83 W 3-0 * 4/19/84 W 8-2 * 4/19/84 W 4-0 * 4/1/85 W 4-0 * 4/1/85 W 10-0 * 4/9/85 W 11-1 4/9/85 W 5-2 3/20/86 W 10-2 * 3/20/86 W 8-5 * 3/31/86 W 10-2 3/31/86 W 8-5 3/20/87 W 2-0 * 3/20/87 W 4-0 * 4/14/87 L 2-3 * 4/14/87 W 10-6 * 4/13/88 W 5-0 * 4/13/88 W 2-1 * 4/25/89 W 7-0 * 4/25/89 W 6-2 * 4/24/90 W 3-2 * 4/24/90 W 10-0 * 4/2/92 W 14-0 4/2/92 W 7-0	
<b>NORTH DAKOTA STATE</b> (0-1) Home: 0-1 3/18/14 L 0-11 *	<b>NORTH DAKOTA STATE</b> (0-1) Home: 0-1 3/18/14 L 0-11 *	<b>OKLAHOMA STATE</b> (0-2) 1981 L 1-11 1981 L 2-4	<b>OKLAHOMA STATE</b> (0-2) 1981 L 1-11 1981 L 2-4	<b>QUINCY</b> (6-1) Home: 5-1 Neutral: 1-0 4/17/87 L 0-1 * 4/15/88 W 3-2 * 3/31/89 W 11-6 # 4/12/89 W 3-2 * 4/15/89 W 9-2 * 5/5/90 W 7-1 * 4/20/91 W 7-0 *	<b>SAGINAW VALLEY STATE</b> (1-0) Neutral: 1-0 3/29/85 W 1-0 #	<b>ST. CLOUD STATE</b> (0-1) Neutral: 0-1 3/7/90 L 0-4 #	<b>SAINT JOSEPH'S</b> (1-0) Neutral: 1-0 3/6/89 W 2-0 #	<b>SAINT LOUIS</b> (70-28) Home: 37-8 Away: 26-15 Neutral: 7-5 1981 W 4-0 1981 L 1-3 3/19/82 W 2-1 4/5/82 L 0-8 1982 L 4-5 1982 W 2-1 4/19/83 W 7-0 * 4/19/83 W 3-0 * 4/19/84 W 8-2 * 4/19/84 W 4-0 * 4/1/85 W 4-0 * 4/1/85 W 10-0 * 4/9/85 W 11-1 4/9/85 W 5-2 3/20/86 W 10-2 * 3/20/86 W 8-5 * 3/31/86 W 10-2 3/31/86 W 8-5 3/20/87 W 2-0 * 3/20/87 W 4-0 * 4/14/87 L 2-3 * 4/14/87 W 10-6 * 4/13/88 W 5-0 * 4/13/88 W 2-1 * 4/25/89 W 7-0 * 4/25/89 W 6-2 * 4/24/90 W 3-2 * 4/24/90 W 10-0 * 4/2/92 W 14-0 4/2/92 W 7-0	
<b>NORTHERN COLORADO</b> (1-0) Neutral: 1-0 3/15/05 W 5-1 #	<b>NORTHERN ILLINOIS</b> (1-1) Neutral: 1-1 3/1/98 L 3-10 # 3/5/16 W 6-3 #	<b>OKLAHOMA STATE</b> (0-2) 1981 L 1-11 1981 L 2-4	<b>OKLAHOMA STATE</b> (0-2) 1981 L 1-11 1981 L 2-4	<b>QUINCY</b> (6-1) Home: 5-1 Neutral: 1-0 4/17/87 L 0-1 * 4/15/88 W 3-2 * 3/31/89 W 11-6 # 4/12/89 W 3-2 * 4/15/89 W 9-2 * 5/5/90 W 7-1 * 4/20/91 W 7-0 *	<b>SAGINAW VALLEY STATE</b> (1-0) Neutral: 1-0 3/29/85 W 1-0 #	<b>ST. CLOUD STATE</b> (0-1) Neutral: 0-1 3/7/90 L 0-4 #	<b>SAINT JOSEPH'S</b> (1-0) Neutral: 1-0 3/6/89 W 2-0 #	<b>SAINT LOUIS</b> (70-28) Home: 37-8 Away: 26-15 Neutral: 7-5 1981 W 4-0 1981 L 1-3 3/19/82 W 2-1 4/5/82 L 0-8 1982 L 4-5 1982 W 2-1 4/19/83 W 7-0 * 4/19/83 W 3-0 * 4/19/84 W 8-2 * 4/19/84 W 4-0 * 4/1/85 W 4-0 * 4/1/85 W 10-0 * 4/9/85 W 11-1 4/9/85 W 5-2 3/20/86 W 10-2 * 3/20/86 W 8-5 * 3/31/86 W 10-2 3/31/86 W 8-5 3/20/87 W 2-0 * 3/20/87 W 4-0 * 4/14/87 L 2-3 * 4/14/87 W 10-6 * 4/13/88 W 5-0 * 4/13/88 W 2-1 * 4/25/89 W 7-0 * 4/25/89 W 6-2 * 4/24/90 W 3-2 * 4/24/90 W 10-0 * 4/2/92 W 14-0 4/2/92 W 7-0	
<b>NORTHERN IOWA</b> (8-7) Home: 4-1 Away: 0-2 Neutral: 4-4 3/27/93 L 3-4 # 3/25/94 W 7-2 # 3/25/95 W 5-1 # 3/22/97 W 1-0 # 3/8/98 W 6-5 * 3/8/98 W 3-1 * 3/6/99 L 2-3 * 3/27/99 L 1-3 # 3/4/00 W 4-1 # 3/24/00 L 8-9 # 3/12/06 W 9-3 * 3/12/06 W 5-4 * 2/25/12 L 1-2 # 2/9/18 L 0-7 2/10/18 L 0-8	<b>NORTHWESTERN</b> (1-1) Home: 1-1 3/23/98 L 2-6 * 3/23/98 W 3-1 *	<b>OKLAHOMA STATE</b> (0-2) 1981 L 1-11 1981 L 2-4	<b>OKLAHOMA STATE</b> (0-2) 1981 L 1-11 1981 L 2-4	<b>QUINCY</b> (6-1) Home: 5-1 Neutral: 1-0 4/17/87 L 0-1 * 4/15/88 W 3-2 * 3/31/89 W 11-6 # 4/12/89 W 3-2 * 4/15/89 W 9-2 * 5/5/90 W 7-1 * 4/20/91 W 7-0 *	<b>SAGINAW VALLEY STATE</b> (1-0) Neutral: 1-0 3/29/85 W 1-0 #	<b>ST. CLOUD STATE</b> (0-1) Neutral: 0-1 3/7/90 L 0-4 #	<b>SAINT JOSEPH'S</b> (1-0) Neutral: 1-0 3/6/89 W 2-0 #	<b>SAINT LOUIS</b> (70-28) Home: 37-8 Away: 26-15 Neutral: 7-5 1981 W 4-0 1981 L 1-3 3/19/82 W 2-1 4/5/82 L 0-8 1982 L 4-5 1982 W 2-1 4/19/83 W 7-0 * 4/19/83 W 3-0 * 4/19/84 W 8-2 * 4/19/84 W 4-0 * 4/1/85 W 4-0 * 4/1/85 W 10-0 * 4/9/85 W 11-1 4/9/85 W 5-2 3/20/86 W 10-2 * 3/20/86 W 8-5 * 3/31/86 W 10-2 3/31/86 W 8-5 3/20/87 W 2-0 * 3/20/87 W 4-0 * 4/14/87 L 2-3 * 4/14/87 W 10-6 * 4/13/88 W 5-0 * 4/13/88 W 2-1 * 4/25/89 W 7-0 * 4/25/89 W 6-2 * 4/24/90 W 3-2 * 4/24/90 W 10-0 * 4/2/92 W 14-0 4/2/92 W 7-0	
<b>NORTHERN IOWA</b> (8-7) Home: 4-1 Away: 0-2 Neutral: 4-4 3/27/93 L 3-4 # 3/25/94 W 7-2 # 3/25/95 W 5-1 # 3/22/97 W 1-0 # 3/8/98 W 6-5 * 3/8/98 W 3-1 * 3/6/99 L 2-3 * 3/27/99 L 1-3 # 3/4/00 W 4-1 # 3/24/00 L 8-9 # 3/12/06 W 9-3 * 3/12/06 W 5-4 * 2/25/12 L 1-2 # 2/9/18 L 0-7 2/10/18 L 0-8	<b>NORTHWESTERN</b> (1-1) Home: 1-1 3/23/98 L 2-6 * 3/23/98 W 3-1 *	<b>OKLAHOMA STATE</b> (0-2) 1981 L 1-11 1981 L 2-4	<b>OKLAHOMA STATE</b> (0-2) 1981 L 1-11 1981 L 2-4	<b>QUINCY</b> (6-1) Home: 5-1 Neutral: 1-0 4/17/87 L 0-1 * 4/15/88 W 3-2 * 3/31/89 W 11-6 # 4/12/89 W 3-2 * 4/15/89 W 9-2 * 5/5/90 W 7-1 * 4/20/91 W 7-0 *	<b>SAGINAW VALLEY STATE</b> (1-0) Neutral: 1-0 3/29/85 W 1-0 #	<b>ST. CLOUD STATE</b> (0-1) Neutral: 0-1 3/7/90 L 0-4 #	<b>SAINT JOSEPH'S</b> (1-0) Neutral: 1-0 3/6/89 W 2-0 #	<b>SAINT LOUIS</b> (70-28) Home: 37-8 Away: 26-15 Neutral: 7-5 1981 W 4-0 1981 L 1-3 3/19/82 W 2-1 4/5/82 L 0-8 1982 L 4-5 1982 W 2-1 4/19/83 W 7-0 * 4/19/83 W 3-0 * 4/19/84 W 8-2 * 4/19/84 W 4-0 * 4/1/85 W 4-0 * 4/1/85 W 10-0 * 4/9/85 W 11-1 4/9/85 W 5-2 3/20/86 W 10-2 * 3/20/86 W 8-5 * 3/31/86 W 10-2 3/31/86 W 8-5 3/20/87 W 2-0 * 3/20/87 W 4-0 * 4/14/87 L 2-3 * 4/14/87 W 10-6 * 4/13/88 W 5-0 * 4/13/88 W 2-1 * 4/25/89 W 7-0 * 4/25/89 W 6-2 * 4/24/90 W 3-2 * 4/24/90 W 10-0 * 4/2/92 W 14-0 4/2/92 W 7-0	
<b>NORTHERN IOWA</b> (8-7) Home: 4-1 Away: 0-2 Neutral: 4-4 3/27/93 L 3-4 # 3/25/94 W 7-2 # 3/25/95 W 5-1 # 3/22/97 W 1-0 # 3/8/98 W 6-5 * 3/8/98 W 3-1 * 3/6/99 L 2-3 * 3/27/99 L 1-3 # 3/4/00 W 4-1 # 3/24/00 L 8-9 # 3/12/06 W 9-3 * 3/12/06 W 5-4 * 2/25/12 L 1-2 # 2/9/18 L 0-7 2/10/18 L 0-8	<b>NORTHWESTERN</b> (1-1) Home: 1-1 3/23/98 L 2-6 * 3/23/98 W 3-1 *	<b>OKLAHOMA STATE</b> (0-2) 1981 L 1-11 1981 L 2-4	<b>OKLAHOMA STATE</b> (0-2) 1981 L 1-11 1981 L 2-4	<b>QUINCY</b> (6-1) Home: 5-1 Neutral: 1-0 4/17/87 L 0-1 * 4/15/88 W 3-2 * 3/31/89 W 11-6 # 4/12/89 W 3-2 * 4/15/89 W 9-2 * 5/5/90 W 7-1 * 4/20/91 W 7-0 *	<b>SAGINAW VALLEY STATE</b> (1-0) Neutral: 1-0 3/29/85 W 1-0 #	<b>ST. CLOUD STATE</b> (0-1) Neutral: 0-1 3/7/90 L 0-4 #	<b>SAINT JOSEPH'S</b> (1-0) Neutral: 1-0 3/6/89 W 2-0 #	<b>SAINT LOUIS</b> (70-28) Home: 37-8 Away: 26-15 Neutral: 7-5 1981 W 4-0 1981 L 1-3 3/19/82 W 2-1 4/5/82 L 0-8 1982 L 4-5 1982 W 2-1 4/19/83 W 7-0 * 4/19/83 W 3-0 * 4/19/84 W 8-2 * 4/19/84 W 4-0 * 4/1/85 W 4-0 * 4/1/85 W 10-0 * 4/9/85 W 11-1 4/9/85 W 5-2 3/20/86 W 10-2 * 3/20/86 W 8-5 * 3/31/86 W 10-2 3/31/86 W 8-5 3/20/87 W 2-0 * 3/20/87 W 4-0 * 4/14/87 L 2-3 * 4/14/87 W 10-6 * 4/13/88 W 5-0 * 4/13/88 W 2-1 * 4/25/89 W 7-0 * 4/25/89 W 6-2 * 4/24/90 W 3-2 * 4/24/90 W 10-0 * 4/2/92 W 14-0 4/2/92 W 7-0	
<b>NORTHERN IOWA</b> (8-7) Home: 4-1 Away: 0-2 Neutral: 4-4 3/27/93 L 3-4 # 3/25/94 W 7-2 # 3/25/95 W 5-1 # 3/22/97 W 1-0 # 3/8/98 W 6-5 * 3/8/98 W 3-1 * 3/6/99 L 2-3 * 3/27/99 L 1-3 # 3/4/00 W 4-1 # 3/24/00 L 8-9 # 3/12/06 W 9-3 * 3/12/06 W 5-4 * 2/25/12 L 1-2 # 2/9/18 L 0-7 2/10/18 L 0-8	<b>NORTHWESTERN</b> (1-1) Home: 1-1 3/23/98 L 2-6 * 3/23/98 W 3-1 *	<b>OKLAHOMA STATE</b> (0-2) 1981 L 1-11 1981 L 2-4	<b>OKLAHOMA STATE</b> (0-2) 1981 L 1-11 1981 L 2-4	<b>QUINCY</b> (6-1) Home: 5-1 Neutral: 1-0 4/17/87 L 0-1 * 4/15/88 W 3-2 * 3/31/89 W 11-6 # 4/12/89 W 3-2 * 4/15/89 W 9-2 * 5/5/90 W 7-1 * 4/20/91 W 7-0 *	<b>SAGINAW VALLEY STATE</b> (1-0) Neutral: 1-0 3/29/85 W 1-0 #	<b>ST. CLOUD STATE</b> (0-1) Neutral: 0-1 3/7/90 L 0-4 #	<b>SAINT JOSEPH'S</b> (1-0) Neutral: 1-0 3/6/89 W 2-0 #	<b>SAINT LOUIS</b> (70-28) Home: 37-8 Away: 26-15 Neutral: 7-5 1981 W 4-0 1981 L 1-3 3/19/82 W 2-1 4/5/82 L 0-8 1982 L 4-5 1982 W 2-1 4/19/83 W 7-0 * 4/19/83 W 3-0 * 4/19/84 W 8-2 * 4/19/84 W 4-0 * 4/1/85 W 4-0 * 4/1/85 W 10-0 * 4/9/85 W 11-1 4/9/85 W 5-2 3/20/86 W 10-2 * 3/20/86 W 8-5 * 3/31/86 W 10-2 3/31/86 W 8-5 3/20/87 W 2-0 * 3/20/87 W 4-0 * 4/14/87 L 2-3 * 4/14/87 W 10-6 * 4/13/88 W 5-0 * 4/13/88 W 2-1 * 4/25/89 W 7-0 * 4/25/89 W 6-2 * 4/24/90 W 3-2 * 4/24/90 W 10-0 * 4/2/92 W 14-0 4/2/92 W 7-0	
<b>NORTHERN IOWA</b> (8-7) Home: 4-1 Away: 0-2 Neutral: 4-4 3/27/93 L 3-4 # 3/25/94 W 7-2 # 3/25/95 W 5-1 # 3/22/97 W 1-0 # 3/8/98 W 6-5 * 3/8/98 W 3-1 * 3/6/99 L 2-3 * 3/27/99 L 1-3 # 3/4/00 W 4-1 # 3/24/00 L 8-9 # 3/12/06 W 9-3 * 3/12/06 W 5-4 * 2/25/12 L 1-2 # 2/9/18 L 0-7 2/10/18 L 0-8	<b>NORTHWESTERN</b> (1-1) Home: 1-1 3/23/98 L 2-6 * 3/23/98 W 3-1 *	<b>OKLAHOMA STATE</b> (0-2) 1981 L 1-11 1981 L 2-4	<b>OKLAHOMA STATE</b> (0-2) 1981 L 1-11 1981 L 2-4	<b>QUINCY</b> (6-1) Home: 5-1 Neutral: 1-0 4/17/87 L 0-1 * 4/15/88 W 3-2 * 3/31/89 W 11-6 # 4/12/89 W 3-2 * 4/15/89 W 9-2 * 5/5/90 W 7-1 * 4/20/91 W 7-0 *	<b>SAGINAW VALLEY STATE</b> (1-0) Neutral: 1-0 3/29/85 W 1-0 #	<b>ST. CLOUD STATE</b> (0-1) Neutral: 0-1 3/7/90 L 0-4 #	<b>SAINT JOSEPH'S</b> (1-0) Neutral: 1-0 3/6/89 W 2-0 #	<b>SAINT LOUIS</b> (70-28) Home: 37-8 Away: 26-15 Neutral: 7-5 1981 W 4-0 1981 L 1-3 3/19/82 W 2-1 4/5/82 L 0-8 1982 L 4-5 1982 W 2-1 4/19/83 W 7-0 * 4/19/83 W 3-0 * 4/19/84 W 8-2 * 4/19/84 W 4-0 * 4/1/85 W 4-0 * 4/1/85 W 10-0 * 4/9/85 W 11-1 4/9/85 W 5-2 3/20/86 W 10-2 * 3/20/86 W 8-5 * 3/31/86 W 10-2 3/31/86 W 8-5 3/20/87 W 2-0 * 3/20/87 W 4-0 * 4/14/87 L 2-3 * 4/14/87 W 10-6 * 4/13/88 W 5-0 * 4/13/88 W 2-1 * 4/25/89 W 7-0 * 4/25/89 W 6-2 * 4/24/90 W 3-2 * 4/24/90 W 10-0 * 4/2/92 W 14-0 4/2/92 W 7-0	
<b>NORTHERN IOWA</b> (8-7) Home: 4-1 Away: 0-2 Neutral: 4-4 3/27/93 L 3-4 # 3/25/94 W 7-2 # 3/25/95 W 5-1 # 3/22/97 W 1-0 # 3/8/98 W 6-5 * 3/8/98 W 3-1 * 3/6/99 L 2-3 * 3/27/99 L 1-3 # 3/4/00 W 4-1 # 3/24/00 L 8-9 # 3/12/06 W 9-3 * 3/12/06 W 5-4 * 2/25/12 L 1-2 # 2/9/18 L 0-7 2/10/18 L 0-8	<b>NORTHWESTERN</b> (								



# SOUTHEAST MISSOURI SOFTBALL

## SERIES RESULTS

4/23/14	W	9-7		<b>SIENA</b>	4/12/14	L	2-9	3/30/82	W	1-0 *	4/5/00	L	1-8 *	<b>SOUTHWEST BAPTIST</b>			
2/27/15	L	7-8 #		<b>(1-0)</b>	4/13/14	L	0-3	3/30/82	L	3-4 *	3/20/01	L	0-5	<b>(5-7)</b>			
4/22/15	L	3-6 *		Home: 1-0	3/28/15	L	3-12 *	4/6/82	W	3-2	3/20/01	W	4-0	Home: 3-3 Neutral: 2-4			
4/22/15	W	5-4 *	3/7/03	W	8-1 *	3/28/15	L	0-7 *	4/6/82	L	4-5 (11)	4/16/01	L	0-11 *	4/6/87	W	4-2 *
3/6/16	L	3-4				3/29/15	L	4-8 *	4/17/82	L	5-8	3/5/02	L	1-7	4/11/87	W	8-1 *
4/13/16	L	7-12		<b>SIU EDWARDSVILLE</b>	4/2/16	L	1-2	3/29/83	L	0-10	3/5/02	L	0-1	4/4/88	L	4-5 *	
4/13/16	L	2-6		<b>(25-37)</b>	4/2/16	L	4-5	3/29/83	L	0-5	4/24/02	L	1-3 *	4/10/88	L	2-3 #	
3/5/17	L	1-10 #		Home: 10-14 Away: 11-20	4/3/16	L	3-5	4/15/83	W	5-3	3/26/03	L	3-9 *	4/23/88	L	0-3 #	
3/5/17	L	4-6 #		Neutral: 4-3	4/14/17	L	0-4	4/3/84	L	3-4	3/26/03	L	1-5 *	4/7/89	W	5-0 #	
4/25/18	W	16-8	1981	L	3-5	4/14/17	L	4-5	4/3/84	W	4-0	3/25/04	L	1-3	3/31/90	L	0-1 #
4/25/18	W	1-0	1981	W	3-1	3/18/18	W	10-7 #	4/25/84	W	4-1	3/25/04	L	0-3	4/17/90	L	1-8 *
			1981	W	3-2	4/13/18	W	6-2 *	4/25/84	L	0-4	4/6/05	L	0-1 *	4/29/90	L	1-4 #
<b>SAINT PETER 'S</b>			1982	L	1-4	4/13/18	W	7-5 *	4/2/85	L	1-6	4/6/05	L	1-4 *	3/30/91	L	4-5 *
<b>(1-0)</b>			1982	W	4-1	5/9/18	L	4-5 +	4/2/85	L	1-6	3/7/06	L	0-4	4/12/91	W	3-1 #
Neutral: 1-0			4/12/83	W	4-3				4/24/85	L	0-1	3/7/06	L	4-8	4/16/91	W	10-5 *
3/12/05	W	4-0 #	4/12/83	L	1-6	<b>SOUTH ALABAMA</b>			4/24/85	L	0-5	3/4/09	L	1-2			
			4/5/83	W	4-2	<b>(0-2)</b>			4/16/86	L	4-5 *	3/4/09	L	0-6	<b>SOUTHWEST</b>		
<b>SAMFORD</b>			4/16/83	L	0-1	Neutral: 0-2			4/16/86	L	1-2 *	3/9/11	L	0-10 *	<b>LOUISIANA</b>		
<b>(6-12)</b>			4/17/83	L	0-4 *	2/25/11	L	3-8 #	4/23/86	W	1-0	4/25/12	L	6-7	<b>(0-2)</b>		
Home: 4-2 Away: 1-8			5/3/84	W	3-2	2/14/16	L	2-5 #	4/23/86	L	0-3	4/25/13	W	14-7 *	Neutral: 0-2		
Neutral: 1-2			5/3/84	W	2-0				4/21/87	L	0-1 *	4/8/15	W	4-3 (10) *	4/17/94	L	1-2 (10) #
4/15/95	L	2-6 #	4/5/85	W	5-4 #	<b>SOUTH DAKOTA</b>			3/30/88	W	3-1	3/22/16	L	2-3	4/14/95	L	1-6 #
5/8/04	L	0-2	4/18/85	L	1-4 *	<b>(1-0)</b>			3/30/88	L	0-7	4/12/17	L	1-3 *			
5/8/04	L	0-2	4/18/85	W	2-1 *	Neutral: 1-0			5/3/89	W	1-0 *	4/5/18	L	1-2 (9)	<b>STEPHEN F. AUSTIN</b>		
5/9/04	L	2-3	4/19/85	L	1-2 #	3/18/18	W	10-2 #	5/3/89	W	3-0 *				<b>(1-2)</b>		
4/16/05	W	7-0 *	5/2/85	L	1-2				3/27/90	L	0-4	<b>SOUTHERN INDIANA</b>			Neutral: 1-2		
4/16/05	W	2-1 *	5/2/85	L	0-2	<b>SOUTH DAKOTA</b>			3/27/90	L	2-4	<b>(17-2)</b>			3/11/86	L	0-1 #
4/17/05	L	3-4 *	4/3/87	W	3-0	<b>STATE</b>			5/1/91	W	7-1 *	Home: 9-1 Away: 5-1			3/11/86	W	3-1 #
5/13/05	W	6-5 # +	4/18/87	W	4-3 *	<b>(1-0)</b>			5/1/91	L	0-3 *	Neutral: 3-0			5/9/86	L	0-2 #
4/21/06	L	0-1	5/1/87	W	3-1 *	Neutral: 1-0			3/27/92	L	3-5	4/18/84	W	4-1			
4/22/06	L	1-2	5/1/87	L	3-4 *	2/9/18	W	4-1 #	4/7/92	W	5-4 *	4/18/84	W	4-1	<b>SYRACUSE</b>		
4/22/06	L	1-2	4/15/88	W	5-0 *				4/7/92	W	6-5 *	4/16/85	W	4-0 *	<b>(0-1)</b>		
3/17/07	W	3-1 *	4/29/88	L	1-2	<b>SOUTHEASTERN</b>			4/27/92	L	3-4	4/16/85	W	5-2 *	Neutral: 0-1		
3/17/07	L	2-10 *	4/29/88	L	1-3	<b>LOUISIANA</b>			4/27/92	L	0-5	4/4/86	W	10-0 #	3/25/00	L	1-3 #
3/18/07	W	9-1 *	4/1/89	L	0-2	<b>(2-2)</b>			4/6/93	L	3-4 *	4/8/86	W	8-0			
4/12/08	W	4-3	4/27/89	L	2-4 *	Away: 2-2			4/6/93	L	5-7 *	4/8/86	W	13-1	<b>TARKIO COLLEGE</b>		
4/12/08	L	0-8	4/27/89	W	7-6 *	2/27/15	W	10-8	4/5/94	L	3-6	4/3/87	W	11-0 #	<b>(2-0)</b>		
4/13/08	L	1-7	5/5/90	L	1-2	3/16/16	L	1-7	4/5/94	L	5-10	4/8/87	W	10-0 *	Home: 2-0		
2/23/13	L	1-2 #	4/19/91	L	2-4 *	3/16/16	L	3-4	3/24/95	L	2-3 (10)	4/8/87	W	3-1 *	3/17/86	W	1-0 *
			5/4/91	W	4-1	2/18/17	W	2-0	3/30/95	L	3-11	4/25/88	W	4-0	3/17/86	W	3-0 *
<b>SAM HOUSTON</b>			5/4/91	L	0-4				3/30/95	L	4-9	4/25/88	W	11-2			
<b>(0-5)</b>			4/8/09	L	1-6 *	<b>SOUTHERN ILLINOIS</b>			5/1/96	L	0-3 *	3/18/90	L	0-3 *	<b>TEMPLE</b>		
Neutral: 0-5			4/8/09	L	3-12 *	<b>(23-69-1)</b>			5/1/96	W	8-1 *	3/18/90	W	4-1 *	<b>(4-1)</b>		
3/10/85	L	3-9 #	3/13/10	W	7-6 #	Home: 10-21-1			3/1/97	L	0-8 #	4/8/90	W	3-1 #	Neutral: 4-1		
3/10/85	L	1-7 #	3/14/10	L	5-6 #	Away: 12-46 Neutral: 1-2			3/22/97	W	5-3	3/21/91	W	3-0 *	3/9/92	L	0-3 #
3/10/86	L	0-1 #	4/22/10	L	2-3	4/2/77	L	4-5	3/22/97	L	2-4	3/21/91	W	10-3 *	3/12/92	W	3-2 #
3/10/86	L	1-6 #	4/22/10	W	3-2	4/13/77	L	1-9 *	4/9/97	L	1-3	4/23/91	W	5-4 *	3/8/93	W	7-2 #
5/9/86	L	0-3 # \$	3/12/11	W	11-4	4/1/78	L	2-3	4/9/97	L	4-9	4/23/91	W	8-1 *	3/7/94	W	4-1 #
			3/12/11	W	8-6	4/16/78	L	2-6 *	3/1/98	L	0-3 #				3/7/95	W	6-3 #
<b>SAN JOSE STATE</b>			3/13/11	L	1-11	4/17/79	L	4-5	3/24/98	L	3-4 *						
<b>(0-1)</b>			5/12/11	W	4-3 # +	4/17/79	L	2-3	3/24/98	T	3-3 *						
Neutral: 0-1			3/25/12	W	4-1 *	4/22/80	L	5-9	3/28/98	W	3-2						
3/18/99	L	4-5 #	3/25/12	W	9-8 *	4/4/81	W	5-2 #	3/27/99	W	5-4						
			3/29/13	L	1-11 *	4/8/81	W	5-0 *	4/7/99	L	4-7						
			3/29/13	L	0-13 *	4/8/81	L	1-2 *	4/7/99	L	1-9						
			3/30/13	L	1-9 *	4/14/81	W	6-4	3/25/00	L	0-1						
			4/12/14	L	0-10	4/14/81	W	12-3	4/5/00	L	0-8 *						



# SOUTHEAST MISSOURI SOFTBALL



## SERIES RESULTS

### TENNESSEE STATE (60-10)

Home: 35-5 Away: 22-5

Neutral: 3-0

3/18/94	W	11-0
3/18/94	W	12-1
4/13/94	W	18-0 *
4/13/94	W	9-1 *
3/18/95	W	7-1
3/18/95	W	16-1
4/2/95	W	10-0 *
4/2/95	W	10-2 *
4/5/96	W	7-1 *
4/5/96	W	15-0 *
4/6/96	W	8-0 *
5/4/96	W	8-0 # +
4/6/97	W	11-1 *
4/6/97	W	2-0 *
4/5/98	W	8-0 *
4/5/98	W	11-0 *
4/10/99	L	0-3
4/10/99	W	6-2
4/14/00	W	8-0
5/7/00	W	11-3 *
5/7/00	W	12-0 *
3/30/01	W	12-3
4/13/01	W	7-4 *
4/13/01	W	9-1 *
5/4/01	W	1-0 # +
3/29/02	L	6-7
3/29/02	W	15-7
4/1/02	W	9-3 *
3/29/03	W	4-3 *
3/29/03	W	4-0 *
3/30/03	L	4-10 *
4/3/04	W	9-1 *
4/3/04	W	8-0 *
4/4/04	W	3-0 *
4/2/05	W	9-1
4/3/05	W	14-0
4/3/05	L	1-3
4/8/06	W	6-4 *
4/8/06	W	1-0 *
4/9/06	W	15-2 *
3/24/07	L	0-2
3/24/07	L	3-4
3/25/07	W	1-0
4/5/08	L	2-3 *
4/5/08	W	5-2 *
4/6/08	W	6-3 *
5/2/09	W	9-1
5/2/09	W	4-3
5/3/09	W	8-7
4/9/10	W	9-0 *
4/9/10	L	4-6 *
4/10/10	W	7-5 *
4/9/11	W	5-3

### TENNESSEE TECH (43-48)

Home: 20-17 Away: 12-29

Neutral: 11-2

4/9/11	W	6-5
4/10/11	W	10-0
4/21/12	W	2-0 *
4/21/12	W	12-4 *
4/22/12	W	6-2 *
3/24/13	W	4-0
4/6/14	L	1-3 *
4/6/14	L	3-4 *
4/3/15	W	7-2
4/3/15	W	12-4
3/26/16	W	7-2 *
3/26/16	W	9-0 *
2/11/17	W	9-1 #
4/29/17	W	5-3
4/29/17	W	4-1
4/28/18	W	16-8 *
4/28/18	W	9-0 *
4/3/92	L	0-1
4/3/92	W	3-1
4/25/92	W	4-3 *
4/25/92	W	7-4 *
3/20/93	L	1-7
3/20/93	W	1-0
3/29/93	W	2-1 *
3/29/93	W	9-4 *
4/24/93	W	4-1 #
3/19/94	L	3-4
3/19/94	L	1-2
3/25/94	W	5-2 #
3/27/94	L	0-2 *
3/27/94	L	3-5 *
3/25/95	W	4-1 #
3/26/95	W	3-2 *
3/26/95	W	11-5 *
4/10/95	L	1-3
4/10/95	W	3-1
4/29/95	L	2-8 # +
3/24/96	W	2-0 *
5/5/96	L	3-4 # +
5/5/96	W	5-1 # +
3/29/97	L	1-2
3/29/97	W	7-1
4/14/97	L	1-5 *
4/14/97	W	3-0 *
5/4/97	W	2-0 # +
4/4/98	W	2-0 *
4/4/98	W	3-2 *
5/3/98	W	8-2 # +
4/11/99	L	0-3
4/11/99	W	6-2
5/1/99	W	5-2 # +
4/1/00	W	3-2 *

### TEXAS A&M (0-1)

Neutral: 0-1

4/11/92	L	3-10 #
4/11/92	L	3-10 #
4/13/02	L	2-3 *
4/13/02	W	2-0 *
4/14/02	L	0-7 *
4/12/03	W	4-2
4/12/03	L	3-4
4/13/03	L	3-7
5/8/03	L	0-4 +
4/9/04	L	0-7
4/9/04	L	1-3
4/10/04	W	3-1
5/13/04	W	3-0 # +
4/23/05	L	3-6 *
4/24/05	L	1-5 *
4/24/05	L	2-3 *
4/29/06	L	0-1
4/29/06	L	1-9
4/30/06	L	1-2
5/11/06	L	0-8 +
4/28/07	W	9-5 *
4/28/07	L	0-7 *
4/29/07	L	3-8 *
3/21/08	W	4-0
3/21/08	L	1-5
3/22/08	L	2-3
3/28/09	L	0-13 *
3/28/09	W	3-2 *
3/29/09	L	1-6 *
5/8/09	W	7-1 # +
5/8/10	L	0-4
5/8/10	L	1-2
5/9/10	W	2-0
3/19/11	W	6-3 *
3/19/11	W	4-1 *
3/20/11	L	1-4 *
3/31/12	W	6-2
3/31/12	L	1-6
4/1/12	L	2-3
4/7/13	L	1-9
4/7/13	L	0-4
4/19/14	L	0-3
4/19/14	L	3-5
3/21/15	L	0-3
3/21/15	W	6-4
4/10/16	L	2-3 *
4/10/16	W	5-2 *
3/25/17	L	2-3
3/25/17	L	2-3
3/17/18	W	7-3 #
3/23/18	W	5-1 *
3/23/18	W	4-3 *

### TEXAS A&M CORPUS CHRISTI (1-0)

Neutral: 1-0

3/18/00	W	17-14 #
3/18/00	W	17-14 #
1981	L	1-8
3/14/03	L	2-4 #
3/8/08	L	4-5 #
5/10/96	L	0-3 #
5/10/96	L	0-1 #
4/7/79	L	6-7 #
4/7/79	L	3-6 #
4/24/80	L	2-4 #
4/10/82	L	1-4 *
5/1/82	W	5-1 #
4/17/83	L	3-4 *
4/7/84	W	3-2 *
4/28/84	W	4-0 *
4/12/85	W	1-0 #
4/26/85	L	0-1 #
4/27/85	L	1-2 #
4/12/86	L	0-1 #
4/14/86	W	3-2 #
4/26/86	L	1-2 !
4/12/87	W	6-0 #
4/20/87	L	2-3 #
4/9/88	L	0-2 #
4/22/88	L	0-1
4/17/89	W	7-5
4/19/91	W	6-5

### TEXAS WOMANS (0-1)

Neutral: 0-1

3/14/03	L	2-4 #
3/14/03	L	2-4 #
3/8/08	L	4-5 #
5/10/96	L	0-3 #
5/10/96	L	0-1 #
4/7/79	L	6-7 #
4/7/79	L	3-6 #
4/24/80	L	2-4 #
4/10/82	L	1-4 *
5/1/82	W	5-1 #
4/17/83	L	3-4 *
4/7/84	W	3-2 *
4/28/84	W	4-0 *
4/12/85	W	1-0 #
4/26/85	L	0-1 #
4/27/85	L	1-2 #
4/12/86	L	0-1 #
4/14/86	W	3-2 #
4/26/86	L	1-2 !
4/12/87	W	6-0 #
4/20/87	L	2-3 #
4/9/88	L	0-2 #
4/22/88	L	0-1
4/17/89	W	7-5
4/19/91	W	6-5

### TOWSON (0-1)

Neutral: 0-1

3/8/08	L	4-5 #
5/10/96	L	0-3 #
5/10/96	L	0-1 #
4/7/79	L	6-7 #
4/7/79	L	3-6 #
4/24/80	L	2-4 #
4/10/82	L	1-4 *
5/1/82	W	5-1 #
4/17/83	L	3-4 *
4/7/84	W	3-2 *
4/28/84	W	4-0 *
4/12/85	W	1-0 #
4/26/85	L	0-1 #
4/27/85	L	1-2 #
4/12/86	L	0-1 #
4/14/86	W	3-2 #
4/26/86	L	1-2 !
4/12/87	W	6-0 #
4/20/87	L	2-3 #
4/9/88	L	0-2 #
4/22/88	L	0-1
4/17/89	W	7-5
4/19/91	W	6-5

### TRUMAN STATE (8-12)

Home: 2-2 Away: 1-3

4/7/79	L	6-7 #
4/7/79	L	3-6 #
4/24/80	L	2-4 #
4/10/82	L	1-4 *
5/1/82	W	5-1 #
4/17/83	L	3-4 *
4/7/84	W	3-2 *
4/28/84	W	4-0 *
4/12/85	W	1-0 #
4/26/85	L	0-1 #
4/27/85	L	1-2 #
4/12/86	L	0-1 #
4/14/86	W	3-2 #
4/26/86	L	1-2 !
4/12/87	W	6-0 #
4/20/87	L	2-3 #
4/9/88	L	0-2 #
4/22/88	L	0-1
4/17/89	W	7-5
4/19/91	W	6-5

### TULSA (0-1)

Neutral: 0-1

3/17/17	L	0-6 #
3/17/17	L	0-6 #
3/5/05	W	5-2 *
3/4/06	W	4-0 #
3/4/07	L	0-6 #
3/6/09	W	10-3 #
2/13/10	W	6-4 #
3/5/10	L	1-7 #
3/4/12	L	2-5 #
3/6/16	L	0-9 #
3/4/17	W	4-2 #
3/17/17	W	10-0 #
2/10/18	W	13-3 #
3/12/93	L	0-4 #
3/7/94	W	2-1 #
3/9/95	W	10-9 #
3/14/03	L	2-8 #
3/10/94	W	8-0 #
2/17/17	L	1-5 #
4/3/86	W	7-0 *
4/3/86	W	10-5 *
3/14/89	W	6-1
3/14/89	L	2-4
4/11/89	W	2-0 *
4/11/89	W	4-3 *
3/14/90	W	6-2
3/14/90	W	4-0
4/4/90	W	4-3 *
4/4/90	W	11-7 *
4/8/90	L	1-4 #
3/19/91	L	0-1
3/19/91	L	0-4

### UMKC (7-4)

Home: 1-0 Neutral: 6-4

4/2/91	W	9-1
4/2/91	W	4-0
3/24/92	L	0-1
3/24/92	W	2-1
4/14/92	L	4-5 *
4/14/92	W	7-1 *
4/24/92	W	5-0 *
3/29/93	W	6-0
4/20/93	W	3-2 *
4/20/93	W	4-3 *
3/22/94	W	8-0
3/22/94	L	5-6
4/19/94	W	2-0 *
4/19/94	L	0-2 *
3/22/95	W	3-0
3/22/95	W	2-1
4/25/95	L	4-6 *
4/25/95	W	3-1 *
3/10/96	W	5-0 #
4/10/96	W	5-3
4/10/96	W	7-0
4/16/96	W	7-0 *
4/16/96	W	11-1 *
5/4/96	W	1-0 # +
3/26/97	W	4-0 *
3/26/97	W	7-2 *
5/3/97	W	2-1 # +
3/28/98	W	2-0 #
4/14/98	W	8-0
4/14/98	L	0-2
4/6/99	W	8-0 *
4/6/99	W	12-5 *
5/1/99	W	5-0 +
4/11/00	L	0-3 *
4/11/00	W	4-0 *
5/2/00	W	8-2
5/2/00	W	1-0
4/10/01	W	2-0 *
4/10/01	W	11-3 *
4/25/01	W	3-2
4/25/01	W	5-2
4/16/02	L	1-2
4/16/02	W	3-2
4/27/02	W	5-1 *
4/27/02	L	1-5 *
5/4/02	L	1-4 # +
4/26/03	W	3-0 *
4/26/03	W	5-4 *
4/27/03	L	1-5
5/9/03	W	4-3 # +
4/27/04	W	5-4 *
4/27/04	L	2-3 *
5/13/04	L	6-9 # +
3/19/05	L	0-2
3/19/05	L	2-5
3/20/05	W	6-3
5/12/05	L	2-3 # +

### UNC GREENSBORO (2-2)

Neutral: 2-2

3/12/93	L	0-4 #
3/7/94	W	2-1 #
3/9/95	W	10-9 #
3/14/03	L	2-8 #
<b>UNC WILMINGTON</b>		
<b>(1-0)</b>		
Neutral: 1-0		
3/10/94	W	8-0 #
<b>UT ARLINGTON</b>		
<b>(0-1)</b>		
Neutral: 0-1		
2/17/17	L	1-5 #
<b>UT MARTIN</b>		
<b>(64-47)</b>		
Home: 31-18 Away: 26-22		
Neutral: 7-7		
3/25/86	W	11-0
3/25/86	W	10-3
4/3/86	W	7-0 *
4/3/86	W	10-5 *
3/14/89	W	6-1
3/14/89	L	2-4
4/11/89	W	2-0 *
4/11/89	W	4-3 *
3/14/90	W	6-2
3/14/90	W	4-0
4/4/90	W	4-3 *
4/4/90	W	11-7 *
4/8/90	L	1-4 #
3/19/91	L	0-1
3/19/91	L	0-4





# SOUTHEAST MISSOURI SOFTBALL

## SERIES RESULTS

5/13/05	W	4-1 # +	<b>VALPARAISO</b>	<b>WESTERN</b>	<b>YALE</b>
3/25/06	W	2-1 *	<b>(1-5)</b>	<b>MICHIGAN</b>	<b>(2-0)</b>
3/25/06	L	1-2 *	Home: 0-1 Neutral: 1-4	<b>(2-0)</b>	Neutral: 2-0
3/26/06	W	3-1 *	3/18/92 L 7-8 #	Neutral: 2-0	3/17/98 W 6-1 #
5/11/06	W	3-0 # +	3/11/93 L 1-2 #	3/9/88 W 9-0 #	3/16/05 W 3-0 #
4/21/07	W	3-1	3/9/94 L 0-2 #	2/25/18 W 8-7 #	
4/21/07	L	2-4	3/13/04 L 5-6 *		
4/22/07	W	6-5	2/27/16 W 3-2 #	<b>WEST</b>	* - Game played in Cape
4/26/08	L	2-5 *	3/10/17 L 6-8 #	<b>NEW ENGLAND</b>	Girardeau, Mo.
4/26/08	W	6-5 *		<b>(1-0)</b>	# - Game played at
4/27/08	L	5-7 *	<b>VERMONT</b>	Neutral: 1-0	neutral site
4/10/09	L	2-8	<b>(1-0)</b>	3/8/87 W 13-1 #	\$ - NCAA Tournament
4/10/09	L	1-2	Neutral: 1-0		Game
4/11/09	W	4-3	3/19/04 W 2-1 #	<b>WICHITA STATE</b>	! - MIAA Tournament
5/9/09	L	2-3 # +		<b>(1-0)</b>	+ - OVC Tournament
5/9/09	L	1-4 # +	<b>WAYNE STATE</b>	Away: 1-0	
5/1/10	L	3-4 *	<b>(2-5)</b>	1982 W 4-0	
5/2/10	L	0-2 *	Neutral: 2-5		
5/2/10	L	1-5 *	3/29/85 W 6-2 #	<b>WILLIAM WOODS</b>	
3/30/11	L	1-7 *	4/5/86 L 1-5 #	<b>(2-3)</b>	
3/30/11	W	5-4 *	4/3/87 L 2-3 #	Home: 0-2 Away: 2-1	
4/7/11	L	2-7	3/31/89 L 1-10	1981 W 2-1	
3/21/12	L	4-5	4/7/90 L 1-4 #	1981 W 3-1	
3/21/12	L	1-2	3/15/91 W 3-1 #	1982 L 0-10	
3/29/12	L	2-3 *	4/13/91 L 1-2 #	4/15/84 L 0-1 *	
5/4/13	L	5-14 *		4/20/85 L 0-1 *	
5/4/13	L	9-11 *	<b>WESTERN CAROLINA</b>		
4/26/14	L	1-6	<b>(0-1)</b>	<b>WILLIAMS BAPTIST</b>	
4/26/14	L	6-12	Neutral: 0-1	<b>(2-0)</b>	
2/28/15	L	1-2 #	2/26/16 L 0-8 #	Home: 2-0	
3/17/15	W	9-6 *		4/22/11 W 4-1 *	
3/17/15	L	3-6 (8) *	<b>WESTERN ILLINOIS</b>	4/22/11 W 5-2 *	
4/16/16	L	0-1	<b>(1-2-1)</b>		
4/16/16	L	1-3	Away: 0-1 Neutral: 1-1-1	<b>WINTHROP</b>	
4/17/16	L	0-4	3/25/83 L 0-4	<b>(0-1)</b>	
5/6/17	W	7-0	3/2/97 T 4-4 #	Away: 0-1	
5/6/17	L	2-8	2/24/12 L 4-12 #	3/16/03 L 1-4	
4/17/18	L	0-4 *	2/25/18 W 2-1 #		
4/17/18	W	1-0 (8) *		<b>WISCONSIN</b>	
			<b>UTAH</b>	<b>(0-2)</b>	
			<b>(0-1)</b>	Away: 0-1 Neutral: 0-1	
			Neutral: 0-1	3/25/83 L 2-3	
			3/16/00 L 5-16 #	3/23/01 L 0-9 #	
			<b>UTAH STATE</b>		
			<b>(0-1)</b>	<b>WRIGHT STATE</b>	
			Neutral: 0-1	<b>(1-0)</b>	
			3/19/00 L 1-2 #	Home: 1-0	
				3/22/05 W 10-6 *	
			20/24/00 W 8-1 #		
			3/3/01 L 1-10 #		
			3/6/04 L 0-10		
			3/19/07 L 8-10		
			3/20/07 L 1-3		
			2/25/11 L 5-8 #		
			3/21/13 L 3-10		
			2/28/16 W 8-3		
			<b>WESTERN KENTUCKY</b>	<b>XAVIER</b>	
			<b>(2-6)</b>	<b>(1-0)</b>	
			Home: 0-1 Away: 0-4	Neutral: 1-0	
			Neutral: 2-1	4/20/84 W 3-1 #	



# SOUTHEAST MISSOURI SOFTBALL



## SERIES RECORDS

Opponent	W	L	T	First Meeting	Last Meeting	Evansville	43	33	0	1982	Feb. 23, 2018
Akron	2	0	0	Apr. 18, 1986	Mar. 11, 2001	Fairfield	3	0	0	Mar. 6, 1989	Mar. 15, 1996
Alabama A&M	3	0	0	Feb. 23, 2007	Mar. 11, 2017	Florida Atlantic	1	1	0	Mar. 9, 1995	Mar. 8, 2008
Alabama State	2	2	0	Feb. 13, 2015	Feb. 23, 2018	Florida Gulf Coast	0	1	0	Mar. 7, 2008	Mar. 7, 2008
Alcorn State	4	0	0	Feb. 24, 2006	Feb. 25, 2017	Florida Southern	2	7	0	May 8, 1987	May 12, 1991
American International	1	0	0	Mar. 14, 1991	Mar. 14, 1991	Florissant Valley	2	0	0	1981	1981
Appalachian State	0	1	0	Feb. 20, 2010	Feb. 20, 2010	Fordham	1	1	0	Mar. 16, 1998	Mar. 20, 2004
Arkansas-Pine Bluff	1	0	0	Feb. 22, 2008	Feb. 22, 2008	Furman	1	0	0	Apr. 14, 1995	Apr. 14, 1995
<b>Arkansas</b>	<b>1</b>	<b>5</b>	<b>0</b>	<b>Mar. 13, 2010</b>	<b>Apr. 6, 2016</b>	Gardner-Webb	1	0	0	Mar. 16, 2002	Mar. 16, 2002
Arkansas State	5	0	0	Apr. 14, 1984	Apr. 19, 1986	George Mason	3	0	0	Apr. 16, 1994	Mar. 16, 2005
Army	2	2	0	Mar. 11, 1987	Mar. 9, 1989	George Washington	1	0	0	Mar. 15, 2005	Mar. 15, 2005
Ashland	2	0	0	Mar. 9, 1987	Mar. 10, 1988	Georgia College	2	0	0	Mar. 3, 1990	Mar. 3, 1990
<b>Austin Peay</b>	<b>70</b>	<b>22</b>	<b>0</b>	<b>Mar. 3, 1989</b>	<b>Apr. 6, 2018</b>	Georgia State	1	0	0	Mar. 3, 1992	Mar. 3, 1992
Ball State	2	3	0	Mar. 30, 1984	Feb. 26, 2016	Georgia Tech	2	1	0	Apr. 14, 1995	Mar. 14, 2017
Barry University	1	0	0	May 13, 1989	May 13, 1989	Grambling State	7	0	0	Feb. 10, 2012	Feb. 15, 2015
Belleville Junior College	2	0	0	1982	1982	Grand Valley State	6	1	0	Apr. 5, 1986	Mar. 7, 1990
<b>Belmont</b>	<b>14</b>	<b>12</b>	<b>0</b>	<b>Mar. 5, 2004</b>	<b>Apr. 29, 2018</b>	Grandview	1	0	0	1981	1981
Benedictine	1	0	0	1981	1981	Green Bay	3	1	0	Mar. 11, 1993	Mar. 16, 1998
Bethune-Cookman	1	1	0	Mar. 7, 2008	Mar. 9, 2008	Greenville	0	1	0	Apr. 4, 1986	Apr. 4, 1986
Birmingham Southern	0	1	0	Mar. 16, 2002	Mar. 16, 2002	Hawai'i	0	1	0	Mar. 15, 1997	Mar. 15, 1997
Bloomsburg	0	3	0	Mar. 6, 1988	Mar. 10, 1990	Harvard	1	1	0	Mar. 7, 1999	Mar. 24, 2000
Boston College	0	1	0	Mar. 13, 1992	Mar. 13, 1992	Houston Baptist	2	1	0	Feb. 14, 2014	Feb. 13, 2016
Bowling Green	0	2	0	Mar. 7, 2013	Mar. 9, 2013	Illinois-Chicago	1	4	0	Mar. 31, 1984	Mar. 3, 2001
Bradley	4	3	0	Apr. 12, 1980	Mar. 10, 2007	Illinois State	1	4	0	Mar. 14, 1997	Mar. 11, 2010
Buffalo	1	0	0	Feb. 19, 2017	Feb. 19, 2017	Indiana	1	1	0	Mar. 2, 1997	Mar. 9, 2001
California	0	2	0	Mar. 14, 1997	Mar. 23, 2001	Indiana (Pa.)	1	0	0	Mar. 11, 1991	Mar. 11, 1991
California (Pa.)	0	1	0	Mar. 16, 1991	Mar. 16, 1991	Indiana State	16	6	0	Apr. 23, 1983	Mar. 13, 2018
Campbell	1	0	0	Mar. 10, 1994	Mar. 10, 1994	Iona	0	1	0	Mar. 17, 2004	Mar. 17, 2004
Centenary	1	1	0	Feb. 14, 2009	Feb. 15, 2009	Iowa	1	0	0	1981	1981
<b>Central Arkansas</b>	<b>2</b>	<b>2</b>	<b>0</b>	<b>Feb. 25, 2007</b>	<b>Feb. 14, 2016</b>	Iowa State	3	3	0	Apr. 3, 1981	Feb. 17, 2008
Central Iowa	1	0	0	1982	1982	<b>IUPUI</b>	<b>8</b>	<b>3</b>	<b>0</b>	<b>Mar. 13, 1987</b>	<b>Feb. 24, 2018</b>
Central Methodist	1	0	0	1982	1982	Jackson State	7	2	0	Feb. 14, 2008	Feb. 12, 2017
Central Michigan	1	2	0	1981	1982	<b>Jacksonville State</b>	<b>4</b>	<b>39</b>	<b>0</b>	<b>Mar. 15, 2002</b>	<b>Mar. 25, 2018</b>
Central Missouri	13	8	0	May 8, 1981	May 11, 1991	Jarvis Christian	1	0	0	Feb. 11, 2017	Feb. 11, 2017
Central Oklahoma	1	2	0	1982	Mar. 25, 1984	<b>Kansas</b>	<b>0</b>	<b>4</b>	<b>0</b>	<b>Mar. 19, 1999</b>	<b>Mar. 19, 2017</b>
Chapman	0	1	0	Mar. 13, 1991	Mar. 13, 1991	Kennesaw State	0	1	0	Mar. 15, 2017	Mar. 15, 2017
Charleston Southern	1	0	0	Mar. 7, 1992	Mar. 7, 1992	Kent State	0	1	0	Mar. 11, 2001	Mar. 11, 2001
Charlotte	0	1	0	Apr. 16, 1994	Apr. 16, 1994	Kentucky	2	2	0	Feb. 28, 1998	Mar. 4, 2018
Chattanooga	0	2	0	Apr. 20, 1996	Feb. 24, 2018	Kentucky Wesleyan	4	0	0	Apr. 15, 1984	Apr. 19, 1985
Cleveland State	1	1	0	Mar. 18, 2004	Mar. 13, 2005	Lake Superior State	3	0	0	Mar. 29, 1985	Mar. 8, 1990
Colgate	2	1	0	Mar. 15, 1998	Mar. 13, 2005	Lamar State	1	1	0	Mar. 12, 1985	Mar. 12, 1985
College of Charleston	1	1	0	Mar. 19, 2002	Mar. 19, 2002	LaSalle	1	0	0	Mar. 18, 1993	Mar. 18, 1993
Colorado State	0	1	0	Mar. 18, 2004	Mar. 18, 2004	Lewis College	5	2	0	Mar. 27, 1986	Mar. 4, 1990
Columbia	0	1	0	Mar. 14, 2005	Mar. 14, 2005	Liberty	1	0	0	Mar. 20, 1998	Mar. 20, 1998
Cornell	0	1	0	Mar. 20, 2004	Mar. 20, 2004	Lincoln	11	1	0	1982	Apr. 17, 1989
Creighton	3	7	0	Mar. 5, 1995	Mar. 10, 2018	Lipscomb	2	5	0	Mar. 4, 2003	Feb. 22, 2014
Culver-Stockton	0	1	0	1982	1982	Lock Haven	1	1	0	Mar. 8, 1988	Mar. 15, 1991
DePaul	0	4	0	May 8, 1997	May 7, 1998	Longwood	1	1	0	Mar. 11, 2008	Mar. 11, 2008
Detroit	3	1	0	Mar. 10, 1989	Feb. 22, 2013	Louisiana	0	3	0	Apr. 17, 1994	Feb. 13, 2016
<b>Drake</b>	<b>0</b>	<b>2</b>	<b>0</b>	<b>Mar. 8, 2003</b>	<b>Feb. 11, 2018</b>	<b>Louisiana-Monroe</b>	<b>3</b>	<b>7</b>	<b>0</b>	<b>Feb. 17, 2008</b>	<b>Feb. 13, 2015</b>
East Carolina	1	2	0	Apr. 15, 1994	May 21, 1999	<b>Louisiana Tech</b>	<b>1</b>	<b>3</b>	<b>0</b>	<b>Apr. 16, 1994</b>	<b>Feb. 12, 2016</b>
<b>Eastern Illinois</b>	<b>41</b>	<b>38</b>	<b>0</b>	<b>Apr. 26, 1983</b>	<b>Apr. 11, 2018</b>	Louisville	1	1	0	Mar. 17, 2000	Mar. 10, 2011
<b>Eastern Kentucky</b>	<b>37</b>	<b>35</b>	<b>0</b>	<b>Apr. 4, 1993</b>	<b>Apr. 22, 2018</b>	<b>Loyola-Chicago</b>	<b>5</b>	<b>5</b>	<b>0</b>	<b>Mar. 7, 1993</b>	<b>Mar. 9, 2017</b>
Elmhurst College	2	0	0	Mar. 26, 1986	Mar. 26, 1986	LSU	0	1	0	Mar. 18, 2017	Mar. 18, 2017
Elon	0	2	0	Mar. 18, 2009	Mar. 18, 2009	<b>Maine</b>	<b>3</b>	<b>2</b>	<b>0</b>	<b>Mar. 10, 1992</b>	<b>Mar. 12, 1996</b>
Emporia State	2	0	0	Mar. 12, 1986	Mar. 12, 1986	Manhattan	1	0	0	Mar. 17, 1998	Mar. 17, 1998





# SOUTHEAST MISSOURI SOFTBALL

## SERIES RECORDS

Marshall	1	1	0	Mar. 17, 2003	Mar. 17, 2003	St. Cloud State	0	1	0	Mar. 7, 1990	Mar. 7, 1990
McKendree College	3	1	0	1981	May 1, 1989	Saint Joseph's	1	0	0	Mar. 6, 1989	Mar. 6, 1989
McNeese State	0	1	0	Feb. 19, 2010	Feb. 19, 2010	Saint Louis	70	28	0	1981	Apr. 25, 2018
Memphis	3	7	0	Mar. 23, 2006	Mar. 17, 2018	Saint Peter's	1	0	0	Mar. 12, 2005	Mar. 12, 2005
Meramec-St. Louis	1	1	0	1982	1982	Samford	6	12	0	Apr. 15, 1995	Feb. 23, 2013
Mercer	1	0	0	Mar. 24, 2001	Mar. 24, 2001	Sam Houston State	0	5	0	Mar. 10, 1985	May 9, 1986
Miami (Ohio)	0	1	0	Feb. 24, 2012	Feb. 24, 2012	San Jose State	0	1	0	Mar. 18, 1999	Mar. 18, 1999
Middle Tennessee	29	17	0	Apr. 13, 1993	Feb. 17, 2017	Siena	1	0	0	Mar. 7, 2003	Mar. 7, 2003
Mineral Area CC	1	0	0	1982	1982	<b>SIU Edwardsville</b>	<b>25</b>	<b>37</b>	<b>0</b>	<b>1981</b>	<b>May 9, 2018</b>
Minnesota-Duluth	1	0	0	1981	1981	South Alabama	0	2	0	Feb. 25, 2011	Feb. 14, 2016
Mississippi	2	7	0	Mar. 6, 2001	Feb. 27, 2011	South Dakota	1	0	0	Mar. 18, 2018	Mar. 18, 2018
Mississippi Women's	3	1	0	Apr. 17, 1987	Apr. 18, 1990	<b>South Dakota State</b>	<b>1</b>	<b>0</b>	<b>0</b>	<b>Feb. 9, 2018</b>	<b>Feb. 9, 2018</b>
Mississippi State	1	5	0	Apr. 14, 1984	Feb. 24, 2013	Southeastern Louisiana	2	2	0	Feb. 27, 2015	Feb. 18, 2017
<b>Mississippi Valley State</b>	<b>0</b>	<b>1</b>	<b>0</b>	<b>Feb. 8, 2013</b>	<b>Feb. 8, 2013</b>	<b>Southern Illinois</b>	<b>23</b>	<b>69</b>	<b>1</b>	<b>Apr. 2, 1977</b>	<b>Apr. 5, 2018</b>
<b>Missouri</b>	<b>6</b>	<b>32</b>	<b>0</b>	<b>Apr. 18, 2017</b>	<b>Mar. 11, 2015</b>	Southern Indiana	17	2	0	Apr. 18, 1984	Apr. 23, 1991
Missouri Baptist	4	0	0	Apr. 30, 1985	Apr. 30, 2014	Southwest Baptist	5	7	0	Apr. 6, 1987	Apr. 16, 1991
Missouri Southern	4	4	0	1981	Apr. 27, 1991	Southwest Louisiana	0	2	0	Apr. 17, 1994	Apr. 14, 1995
<b>Missouri State</b>	<b>8</b>	<b>27</b>	<b>0</b>	<b>1981</b>	<b>Mar. 4, 2017</b>	Stephen F. Austin	1	2	0	Mar. 11, 1986	May 9, 1986
Missouri-St. Louis	27	15	0	1978	Mar. 15, 2014	Syracuse	0	1	0	Mar. 25, 2000	Mar. 25, 2000
Missouri S&T	16	4	0	Apr. 29, 1982	Apr. 26, 1991	Tarkio College	2	0	0	Mar. 17, 1986	Mar. 17, 1986
Missouri Western	3	0	0	1981	Apr. 12, 1991	Temple	4	1	0	Mar. 9, 1992	Mar. 7, 1995
<b>Morehead State</b>	<b>59</b>	<b>22</b>	<b>0</b>	<b>Apr. 22, 2017</b>	<b>May 10, 2018</b>	<b>Tennessee State</b>	<b>60</b>	<b>10</b>	<b>0</b>	<b>Mar. 18, 1994</b>	<b>Apr. 28, 2018</b>
<b>Murray State</b>	<b>9</b>	<b>15</b>	<b>0</b>	<b>Apr. 8, 2018</b>	<b>Apr. 9, 2017</b>	<b>Tennessee Tech</b>	<b>43</b>	<b>48</b>	<b>0</b>	<b>Apr. 3, 1992</b>	<b>Mar. 23, 2018</b>
Nebraska	0	2	0	Mar. 18, 1999	Mar. 17, 2000	Texas A&M	0	1	0	Apr. 11, 1992	Apr. 11, 1992
Nebraska-Omaha	1	1	0	Apr. 1, 1989	Mar. 18, 2017	Texas A&M-Corpus Christi	1	0	0	Mar. 18, 2000	Mar. 18, 2000
Nebraska Wesleyan	0	1	0	1982	1982	Texas Woman's	0	1	0	1981	1981
Nicholls State	0	3	0	1982	Feb. 23, 2013	<b>Toledo</b>	<b>0</b>	<b>1</b>	<b>0</b>	<b>Mar. 14, 2003</b>	<b>Mar. 14, 2003</b>
North Carolina A&T	3	0	0	Mar. 7, 1992	Mar. 17, 2009	Towson	0	1	0	Mar. 8, 2008	Mar. 8, 2008
North Dakota	0	1	0	1981	1981	Troy	0	2	0	May 10, 1996	May 10, 1996
North Dakota State	0	1	0	Mar. 18, 2014	Mar. 18, 2014	Truman State	8	12	0	Apr. 7, 1979	Apr. 19, 1991
Northern Colorado	1	0	0	Mar. 15, 2005	Mar. 15, 2005	Tulsa	0	1	0	Apr. 17, 2017	Mar. 17, 2017
<b>Northern Illinois</b>	<b>1</b>	<b>1</b>	<b>0</b>	<b>Mar. 1, 1998</b>	<b>Mar. 5, 2016</b>	<b>UMKC</b>	<b>7</b>	<b>4</b>	<b>0</b>	<b>Mar. 5, 2005</b>	<b>Feb. 10, 2018</b>
<b>Northern Iowa</b>	<b>8</b>	<b>7</b>	<b>0</b>	<b>Mar. 27, 1993</b>	<b>Feb. 10, 2018</b>	UNC Greensboro	2	2	0	Mar. 12, 1993	Mar. 14, 2003
Northern Kentucky	3	2	0	Mar. 6, 1988	Mar. 8, 1990	UNC Wilmington	1	0	0	Mar. 10, 1994	Mar. 10, 1994
Northwest Missouri	13	11	1	1981	Apr. 26, 1991	UT Arlington	0	1	0	Feb. 17, 2017	Feb. 17, 2017
Northwestern	1	1	0	Mar. 23, 1998	Mar. 23, 1998	<b>UT Martin</b>	<b>64</b>	<b>47</b>	<b>0</b>	<b>Mar. 25, 1986</b>	<b>Apr. 17, 2018</b>
Northwestern State	2	3	0	Feb. 26, 2006	Feb. 9, 2013	Utah	0	1	0	Mar. 16, 2000	Mar. 16, 2000
<b>Ohio</b>	<b>1</b>	<b>2</b>	<b>0</b>	<b>Mar. 21, 1999</b>	<b>Mar. 4, 2018</b>	Utah State	0	1	0	Mar. 19, 2000	Mar. 19, 2000
Oklahoma	0	1	0	1981	1981	Valparaiso	1	5	0	Mar. 18, 1992	Mar. 10, 2017
Oklahoma Baptist	0	2	0	1982	1982	Vermont	1	0	0	Mar. 19, 2004	Mar. 19, 2004
Oklahoma State	0	2	0	1981	1981	Wayne State	2	5	0	Mar. 29, 1985	Apr. 13, 1991
Olivet College	1	0	0	Mar. 12, 1987	Mar. 12, 1987	Western Carolina	0	1	0	Feb. 26, 2016	Feb. 26, 2016
Oregon	0	1	0	Mar. 19, 1999	Mar. 19, 1999	<b>Western Illinois</b>	<b>1</b>	<b>2</b>	<b>1</b>	<b>Mar. 25, 1983</b>	<b>Feb. 25, 2018</b>
Pittsburg State	4	4	0	1981	Apr. 16, 1991	Western Kentucky	2	6	0	Mar. 24, 2000	Feb. 28, 2016
Pittsburgh	0	1	0	Mar. 15, 2002	Mar. 15, 2002	Western Michigan	2	0	0	Mar. 9, 1988	Feb. 25, 2018
Portland State	1	0	0	Mar. 20, 1999	Mar. 20, 1999	West New England	1	0	0	Mar. 8, 1987	Mar. 8, 1987
Providence	1	0	0	Mar. 14, 1996	Mar. 14, 1996	<b>Wichita State</b>	<b>1</b>	<b>0</b>	<b>0</b>	<b>1982</b>	<b>1982</b>
Purdue Fort Wayne	2	0	0	Feb. 19, 2010	Mar. 10, 2010	William Woods	2	3	0	1981	Apr. 20, 1985
Quincy	6	1	0	Apr. 17, 1987	Apr. 20, 1991	Williams Baptist	2	0	0	Apr. 22, 2011	Apr. 22, 2011
Quinnipiac	1	0	0	Mar. 10, 1991	Mar. 10, 1991	Winthrop	0	1	0	Mar. 16, 2003	Mar. 16, 2003
Radford	1	0	0	Mar. 11, 1994	Mar. 11, 1994	Wisconsin	0	2	0	Mar. 25, 1983	Mar. 23, 2001
Rider	0	1	0	Mar. 17, 2004	Mar. 17, 2004	Wright State	1	0	0	Mar. 22, 2005	Mar. 22, 2005
Robert Morris	2	0	0	Mar. 9, 1992	Mar. 12, 1992	Xavier	1	0	0	Apr. 20, 1984	Apr. 20, 1984
Sacramento State	1	4	0	Mar. 16, 1999	Mar. 18, 2000	Yale	2	0	0	Mar. 17, 1998	Mar. 16, 2005
Sacred Heart	2	1	0	Mar. 8, 1987	Mar. 12, 2005						
Saginaw Valley State	1	0	0	Mar. 29, 1985	Mar. 29, 1985						

2019 Opponent







THIS IS  
THE OVC



# SOUTHEAST MISSOURI SOFTBALL

## OVC HISTORY

**N**ow in its 71st year, the Ohio Valley Conference continues to build on the success that has made it the nation's eighth-oldest NCAA Division I conference.

In May 2011 the Conference expanded for the second time in four years, adding Belmont University which began competition in the 2012-13 academic year. The addition of Belmont gave the OVC 12 members, the most the league has had at one time in its illustrious history. The move added a second team in the city of Nashville and was the first addition to the league since Southern Illinois University Edwardsville joined in 2008. Subsequently, the league has shown its stability over the past decade, seeing only one member institution depart over the past 18 years.

The 2009-10 school year saw a change in leadership as Beth DeBauche was named the seventh full-time Commissioner in league history on July 28, 2009. The last three commissioners of the OVC have moved onto jobs as the commissioner of the Big Ten, Big 12 and the Mid-American Conferences.

The OVC's proud history dates back to 1948, but seeds for the new league were actually planted in 1941. It was then that Roy Stewart, the athletics director at Murray State, Charles "Turkey" Hughes, the athletics director at Eastern Kentucky, and Kelly Thompson, the public relations director at Western Kentucky, first broached the idea of forming a new conference. Discussions were put on hold by World War II, but reemerged February 27-28, 1948 at the Kentucky Hotel in Louisville as the three original institutions combined with Morehead State, Louisville and Evansville to form the OVC.

In the 1950s, the OVC became a

pioneer on a much more significant scale socially. During times of racial segregation, league member Morehead State became one of the first non-traditionally black mid-southern institutions to accept a black student. In 1958 Marshall Banks earned athletically-related aid at Morehead, which signed a second black athlete, Howard Murphy, a year later. In 1961 Murphy earned all-conference recognition as a halfback in football. With racial barriers broken, the rest of the institutions in the league began to provide educational and athletic opportunities to African-Americans.

After Title IX legislation passed in 1972, women's athletics began a rebirth on the national scene as the NCAA began sponsoring and marketing women's sports. Recognizing the need to provide increased opportunities for female athletes, the OVC began formulating plans for women's athletics in 1975 and established women's championships in the sports of basketball, tennis and track in 1977, with cross country and volleyball added over the next four years. Those sports were initially governed by the Association of Intercollegiate Athletics for Women (IAIW), but the overall strength of women's programs in the league was demonstrated by the automatic bids the OVC instantly received when the NCAA became the governing body in 1982. The conference added women's golf and softball in 1994 and women's soccer in 1998.

Through the past 70 years, 15 teams have won or shared the league's football title. The list is led by Eastern Kentucky, winner of 21 outright or shared football crowns, which is tied for the most in Football Championship Subdivision history (with Massachusetts). Among OVC teams, former member Middle

Tennessee is next with 11 titles, followed by Tennessee Tech with 10, and Murray State and former member Western Kentucky with eight apiece. Eastern Illinois and Jacksonville State have claimed seven football crowns apiece, while Morehead State, Tennessee State and former members Evansville and East Tennessee State have captured two apiece. Austin Peay, Southeast Missouri, UT Martin and former member Youngstown State have one title apiece.

Murray State and Evansville tied for the initial football championship, and the Racers participated in the first-ever bowl game by an OVC team, tying Sul Ross State 21-21 in the 1948 Tangerine Bowl. From 1948 to 1975, OVC teams played in 15 bowl games, winning eight of them. Eastern Kentucky and Western Kentucky were also participants in the NCAA Division II playoffs in the early and mid-1970s prior to the NCAA's reclassification of football programs into Division I-AA. The term "I-AA" lasted until the end of the 2006 season when it was changed to Division I Football Championship Subdivision (FCS).

The first Division I-AA/FCS football playoff was held in 1978 with only four teams, which is the only year through present day that the OVC did not field a playoff representative. In 1979, four of the nation's top teams were invited to the playoffs, and two of them - Eastern Kentucky and Murray State - were from the OVC. Murray dropped its semifinal game to Lehigh, but the Colonels nipped Nevada-Reno in double overtime and claimed the national championship a week later with a 30-7 victory over Lehigh. EKU was coached by former All-America quarterback Roy Kidd, who was in his 16th year at the helm of his alma mater and who skipped the

Colonels to a second national title three years later. Following the 2002 season, Kidd retired after 39 years at EKU; upon retirement, he ranked sixth all-time among Division I coaches with 315 victories, earning him a spot in the College Football Hall of Fame. EKU's 21 FCS playoff appearances are the second most all-time (behind only Montana's 23 berths).

In addition to Kidd, other coaching legends in the OVC include Charles "Bubber" Murphy, who coached at Middle Tennessee from 1947-1968, Western Kentucky's Jimmy Feix (1968-83), Wilburn Tucker (1954-67) and Don Wade (1968-82) of Tennessee Tech, Bill Ferguson (1967-77) of Murray State, Guy Penny (1959-67) of Morehead State and Boots Donnelly (1977-78 at Austin Peay; 1979-1998 at Middle Tennessee). Following the 2011 season Eastern Illinois head coach Bob Spoo retired after 25 years at the school (the last 16 as members of the OVC). In his time as an OVC coach he compiled 92 total victories (fifth-most in league history) and 68 OVC wins (fourth-most in league history) and was inducted into the OVC Hall of Fame in 2012. In 2016 former Murray State head coach Frank Beamer (1981-86) was inducted into the OVC Hall of Fame; he introduced his wide tackle six defense to the OVC and compiled a 43-23-2 record with the Racers before leaving for his alma mater Virginia Tech where he won 280 games in 29 seasons.

A sampling of former OVC football stars, some of whom were All-Americans during their collegiate careers before achieving stardom at the professional ranks, include Jim Youngblood and Larry Schreiber (Tennessee Tech), Phil Simms (Morehead State), Virgil Livers and Dale Lindsey (Western Kentucky), Myron Guyton and



# SOUTHEAST MISSOURI SOFTBALL



## OVC HISTORY

Chad Bratzke (Eastern Kentucky), Cortland Finnegan (Samford) and Tony Romo and Jimmy Garoppolo (Eastern Illinois). In 2008, former Tennessee State standout Dominique Rodgers-Cromartie became just the fourth NFL First Round draft pick in OVC history when he was selected 16th overall by the Arizona Cardinals. He would break into the starting lineup halfway through his rookie season and started at cornerback for the Cardinals in Super Bowl XLIII.

The 2007 season marked a return to scholarship football and the OVC for the Austin Peay Governors. Following the 1996 season the Governors dropped scholarship football and competed as both an independent (1997-00, 2006) and as a member of the Pioneer Football League (2001-05).

The 2007 season also brought new vernacular to the Ohio Valley Conference and the division formerly known as I-AA. Beginning with the 2006 National Championship game the term I-AA was changed to NCAA Football Championship Subdivision (FCS) in a decision by the Division I Board of Directors. The new label was chosen to communicate in a positive and clear manner the unique differences between Division I football categories (chiefly, the post-season opportunity) while still defining them within the Division I experience. The FCS includes programs that compete in an effort to participate in the NCAA championship postseason structure (one of 90 NCAA national championships) as opposed to the Football Bowl Subdivision (FBS) which competes in an effort to participate in the postseason bowl system (the 40 NCAA-licensed events which includes the College Football Playoff).

In 2010 Southeast Missouri

State, picked to finish seventh in the preseason poll, compiled a 7-1 Conference record on the way to its first OVC Championship since joining the league in 1991. Overall the Redhawks were 9-2 during the regular season and earned a berth in the FCS Playoffs, its first playoff berth at any level in the program's 104-year history. Southeast would lose to eventual national champion Eastern Washington in the second round of the playoffs. Head coach Tony Samuel capped the year by winning the Sports Network's Eddie Robinson Award, given to the National Coach of the Year. Samuel was the second OVC coach to win the award (joining Murray State's Houston Nutt who won the award in 1995).

For only the second time in league history in 2011, three teams shared the OVC football championship, as Eastern Kentucky, Jacksonville State and Tennessee Tech finished with 6-2 records. The only other time in league history more than two champions were crowned at the end of the year was 1962 (when four teams shared the crown).

In 2012 Eastern Illinois became just the fourth football team in OVC history to go from worst-to-first in winning the OVC Championship. The Panthers were led by head coach Dino Babers who became just the fourth first-year head coach to win an OVC Championship (joining Boots Donnelly in 1977, Jason Simpson in 2006 and Dean Hood in 2008 – Jacksonville State head coach John Grass would become the fifth coach to achieve that feat in 2014). During the year Eastern Illinois junior wide receiver Erik Lora shattered the FCS single-season receptions record, hauling in 136 passes in 12 games; that mark was 13 more than the previous NCAA record and 44 more than the

previous OVC mark.

In 2013 Eastern Illinois repeated as OVC Champions behind Walter Payton Award winner Jimmy Garoppolo. The quarterback became just the second OVC player to earn the National Player of the Year Award, joining former EIU signal caller Tony Romo (2002). Garoppolo passed for 5,050 yards (second most in NCAA single-season history) and 53 touchdowns (fourth in NCAA history) in leading the Panthers to a 12-2 record and berth to the quarterfinals of the FCS Playoffs. Garoppolo was drafted by the New England Patriots in the second round of the 2014 NFL Draft, becoming just the fifth OVC player selected in that round and just the fifth OVC quarterback ever selected (and first since 1998). Garoppolo was a part of Patriots teams that won Super Bowls in 2015 and 2017.

The 2013 season saw the OVC snap a 19-game playoff losing streak dating back to the 2000 season. Tennessee State shutout Butler (marking the first OVC road playoff victory since 1986) to snap the streak while later that day Jacksonville State smashed Samford in the first round. A week later Eastern Illinois beat Tennessee State while Jacksonville State won at McNeese State to each advance to the quarterfinals; that marked the first time the OVC put two teams in the quarterfinals in the same season since 1991. Overall the four total playoff wins in the same season established a new OVC record.

In 2015 Jacksonville State ascended to No. 1 in both major Top 25 polls, becoming the first OVC team to be ranked No. 1 since the 1999 season. The Gamecocks would go on to complete its second-straight 8-0 Conference mark and won three playoff games to become the first OVC team to advance to the Division I National

Championship Game since 1982 (Eastern Kentucky). JSU lost to North Dakota State in the title game but finished the year 13-2 overall and ranked No. 2 in the final Top 25 polls. Head coach John Grass became the first OVC coach honored as the AFCA National Coach of the Year while quarterback Eli Jenkins was named the FCS ADA National Quarterback of the Year, finishing the year with 2,788 passing and 1,161 rushing yards (one of just three Division I quarterbacks – FBS or FCS - to achieve those numbers during the year).

Jenkins would conclude his career in 2016 with 3,796 rushing yards, the seventh-most ever by a FCS quarterback. Jenkins, who was named OVC Male Athlete of the Year in back-to-back seasons, capped his career with 11,448 yards of total offense, second-most in OVC history (behind only Garoppolo).

In 2017, Jacksonville State senior defensive end Darius Jackson became the first OVC player to win the Buck Buchanan Award, given to the FCS National Defensive Player of the Year. Jackson tallied 51 tackles, 19.0 tackles-for-loss, 7.0 sacks, 19 quarterback hurries, 3 forced fumbles and 2 fumbles recoveries in 11 regular season games

2017 also saw the third OVC coach named the winner of the Eddie Robinson Award as the FCS National Coach of the Year. The honor went to Austin Peay second-year coach Will Healy who orchestrated a tremendous turnaround for the Gobs program. After going 0-11 during his initial season and starting 2017 with back-to-back losses to FBS opponents, the team's losing streak had reached 29 games and overall the team had won just one of its previous 48 games overall. But a win







# SOUTHEAST MISSOURI SOFTBALL

## OVC HISTORY

during week three catapulted the team to an 8-4 record and 7-1 OVC record and second-place league finish. The eight wins matched the school record, while the seven Conference wins established a new school record. Along the way the team snapped a 21-game OVC losing streak and a 45-game road losing streak and finished the year with four road victories, which was more than the program won in the previous nine years combined.

Football wasn't the only sport in which the OVC was quickly gaining respect. In 1955, the OVC became only the second six-member league nationally to earn an automatic bid to the prestigious NCAA Men's Basketball Tournament, which, at that time, was limited to only 24 participants. The Conference quickly proved worthy of that bid, as Morehead State defeated Marshall (107-92) and Wayne State (95-84) in the 1956 tournament.

Fifteen years later, former OVC member Western Kentucky became the first and only Conference team to reach the Final Four. The Hilltoppers defeated Jacksonville, Kentucky and Ohio State before losing to Villanova in double overtime in the national semifinals. WKU went on to finish in third place after beating Kansas 77-75 in the consolation game.

Since that time, the OVC has recorded some of the biggest upsets in the history of the NCAA Tournament. Perhaps the most famous moment came in 1987, when Austin Peay came from fourth place in the regular season to win the OVC Tournament and earn the league's automatic bid. The Governors drew powerful Illinois, and were such big underdogs, that ESPN broadcaster Dick Vitale promised to stand on his head if APSU won the game. After a 68-67 victory over the Illini, and a narrow

90-87 overtime loss to eventual Final Four participant Providence in the second round, Vitale made good on his promise in a visit to Clarksville two months later.

Murray State added to the OVC's string of upsets in 1988 when it knocked off 14th-ranked North Carolina State, 78-75. The Racers' M&M Boys - Jeff Martin and Don Mann - combined for 39 points in the win. MSU nearly went on to the Sweet 16 that year, losing to eventual national champion Kansas, 61-58. A bank shot by Mann that would've given the Racers a one-point lead rolled off the rim with three seconds left. In 1990 as a No. 16 seed, Murray State took No. 1 seed Michigan State into overtime before falling 75-71; that game still marks the closest a No. 16 seed has come to knocking off a No. 1 in men's tournament action. More recently, Murray State has dominated the OVC Tournament, reaching the championship game every year in the 1990's. The Racers' 15 OVC Tournament Championships are the most among all OVC schools.

After former member Middle Tennessee State won a first round game in 1989, the league had a drought as no other OVC team won a NCAA Tournament game for the next 19 years. But Morehead State, coming off a thrilling double overtime OVC Tournament victory over Austin Peay, topped Alabama State 58-43 in the 2009 Opening Round game at University of Dayton Arena in Dayton, Ohio. The game was played in front of an Opening Round record crowd of 11,346 and included many MSU fans who made the three-hour drive from Morehead for the game.

In 2009-10, Murray State made OVC history by winning a record 31 games (31-5) on its way to the league's regular season

and tournament championships. In the first round of the NCAA Tournament, the No. 13 seed Racers topped Vanderbilt in thrilling fashion when senior Danero Thomas hit a jumper as time expired to lift MSU to a 66-65 victory. It marked the first OVC team to advance to the second round of the NCAA Tournament since 1989 and snapped a skid of 71-straight losses to Southeastern Conference foes (dating back to 2000-01). In the second round, the Racers pushed eventual national runner-up Butler to the brink before losing 54-52.

In 2010-11 Morehead State would make it three NCAA Tournament wins in as many years for the league and got a bit of revenge for the 2009 tournament loss to Louisville in the process. After finishing second in the regular season and winning the OVC Tournament Championship, the No. 13 seeded Eagles were shipped to Denver to play the in-state foe Cardinals. MSU jumped out to a 15-2 advantage but were down four points (61-57) with just over a minute to play in regulation. After two free throws from two-time OVC Player of the Year Kenneth Faried, the Eagles held for one final shot attempt and senior Demonte Harper pulled up off a cross-over dribble to nail a 3-pointer with 4.3 seconds left that gave Morehead State a 62-61 lead. UofL had one last attempt but Faried blocked the Cardinals last shot, giving MSU the win, its first over Louisville since the 1956-57 season.

In 2011-12 Murray State put together one of the greatest seasons in OVC history, beginning the year 23-0 (an all-time OVC best) and being ranked as high as No. 7 in the coaches poll on Feb. 6. The squad was the first OVC team to be nationally-ranked since Murray State was ranked in 1997-98; in

addition, the top 10 ranking was the first for an OVC team since the 1970-71 campaign (WKU). The Racers would top nationally-ranked Memphis and Saint Mary's during the season and win the league's regular season and tournament championships. MSU earned a No. 6 seed in NCAA Tournament, the highest-ever seed for an OVC team since the NCAA began seeding the field in 1979. The Racers would top Colorado State 58-41 in the second round before falling to Marquette in the third round. Murray State would win 31 games overall, tying the OVC all-time record the Racers set in 2009-10.

After the Murray State win in 2011-12, the league had won NCAA Tournament games in four-straight seasons, something that had never happened in league history (three-game winning streaks from 1960-62 and 1987-89 had been the previous best streaks). Over that time period (2009-12) the OVC was one of just nine conferences nationally to win a NCAA Tournament game in each season and one of only three non-BCS leagues (joining the Atlantic 10 and WCC) to do so.

In 2013-14 Murray State won five games to claim the CollegeInsider.com Postseason Tournament (CIT) and in the process became the first OVC men's basketball team to ever play games in the month of April.

The 2014-15 season saw five OVC men's basketball teams earn postseason bids, the most in league history, and a year later (2015-16) that number was eclipsed with six teams making national postseason tournaments. Entering 2017-18 OVC men's basketball teams have at least one national postseason tournament victory in nine-straight postseasons, an all-time league record.

In 2007-08, UT Martin guard Lester Hudson became the first



# SOUTHEAST MISSOURI SOFTBALL



## OVC HISTORY

men's Division I player to record a quadruple-double in a game, when he registered 25 points, 12 rebounds, 10 assists and 10 steals in a victory over Central Baptist College. Hudson, who ranked fourth in scoring nationally as a junior, returned for his senior season in 2008-09 and was second nationally in scoring (behind Davidson's Stephen Curry) at 27.5 points a contest. Hudson earned numerous honors (including OVC Player of the Year and OVC Male Athlete of the Year in each 2008 and 2009 and All-American status from several outlets) before being drafted by the Boston Celtics with the No. 58 pick of the 2009 NBA Draft.

During the 2010-11 year, Faried, the nation's leading rebounder during the season, became the NCAA's Modern Era (since 1973) career rebounding leader, totaling 1,673 rebounds which passed Tim Duncan for the record (he is 11th all-time in NCAA history). Faried also finished his career with 86 double-doubles, second all-time to only Duncan. He is one of only six players in NCAA history to finish with 2,000-plus career points (2,009) and 1,600-plus career rebounds. Faried was drafted 22nd overall by the Denver Nuggets in the 2011 NBA Draft, becoming the first OVC player selected in the first round since Tennessee State's Carlos Rogers 1994.

Murray State guard Isaiah Canaan, a first-team All-American in 2011-12, capped his illustrious career in 2012-13 by becoming just the 17th player in OVC history to score 2,000 or more career points. Canaan, who was a key part of Murray State NCAA Tournament victories in both 2010 and 2012, earned a pair of OVC Player of the Year honors (2012 and 2013) during his career as well as being named OVC Freshman of the Year (2010), OVC Tournament

MVP (2010) and OVC Male Athlete of the Year (2012). He was drafted by the Houston Rockets with the 34th overall pick (No. 2 pick of the second round) of the 2013 NBA Draft.

In 2014-15 Murray State became just the fifth OVC men's team to complete a perfect Conference season (16-0). The Racers were led by sophomore Cameron Payne who was named OVC Men's Basketball Player of the Year, OVC Male Athlete of the Year and earned third-team All-American honors from CBSSports.com. Following the season Payne declared for the NBA Draft, becoming the first sophomore in OVC history to do so and one of just four OVC players all-time to enter and stay in the draft with eligibility remaining. Payne was selected in the lottery by the Oklahoma City Thunder (pick No. 14 overall), making him just the ninth First Round NBA Draft pick in OVC history.

Austin Peay made history in winning the 2016 OVC Men's Basketball Tournament as the Governors became the first No. 8 seed to claim the championship. APSU had to win its two regular season games just to qualify for the event and then won four games in four days to capture its fifth tournament crown. Along the way the Govs topped a No. 5 seed, No. 4 seed, No. 1 seed and No. 2 seed and were paced by MVP Chris Horton who averaged 22.5 points, 14.0 rebounds and 3.5 assists/game during the event including a 37-point, 21-rebound and 30-point, 16-rebounds performance during the run.

In 2016, former Belmont All-American and 2012-13 OVC Co-Player of the Year Ian Clark became the first former OVC player to advance to the NBA Finals since former Tennessee State star

Anthony Mason played for the New York Knicks in 1994. Clark was part of a Golden State Warriors team that won an NBA record 73 regular season games but lost in Game 7 of the Finals. A year later, Clark was part of the Warriors team that topped Cleveland to win the 2017 NBA Championship, becoming the first OVC player to win the crown since 1970-71 (Murray State's Dick Cunningham and Western Kentucky's Greg Smith with the Milwaukee Bucks).

Belmont's Evan Bradds finished his career in 2016-17 with a 66.7 career field goal percentage, tops in OVC history and fourth all-time in Division I history. Bradds capped his career with back-to-back OVC Player of the Year awards in addition to being named 2016-17 OVC Co-Male Athlete of the Year.

Through its 70 years, 13 teams have won or shared the league's regular season men's basketball title. Murray State heads the list with a Conference-record 25 outright or shared basketball crowns. Other past champions include former member Western Kentucky (19), Morehead State (9), Austin Peay (8), Eastern Kentucky (6), Tennessee Tech (5), former member Middle Tennessee (5), Belmont (4), Tennessee State (2), former member East Tennessee State (2), Southeast Missouri State (1), UT Martin (1) and former member Akron (1).

Among the coaching greats in men's basketball have been Western Kentucky's E.A. Diddle, who retired with 759 victories and 10 OVC titles; John Oldham, who was a member of the very first All-OVC squad and went on to win seven OVC crowns during his coaching tenure at Tennessee Tech and Western Kentucky; Paul McBryer, who guided Eastern Kentucky to 219 wins and three OVC crowns; and

Cal Luther, who is the only person in Conference history to win men's basketball Coach of the Year honors at two league schools - Murray State and UT Martin. Following the 2016-17 season, Austin Peay's Dave Loos retired as the winningest coach in OVC history (he passed Luther for that crown in 2009-10). Loos, a five-time OVC Coach of the Year, finished his career with 420 wins in 27 years at Austin Peay (including a 258-194 OVC record) and 502 total wins in 31 years as a head coach. Loos was inducted into the OVC Hall of Fame in 2018.

There have been an equal number of great players including Western Kentucky's Clem Haskins, who is the only three-time OVC Player of the Year. Several players have won OVC Player of the Year honors twice: Western Kentucky's Jim McDaniels (1969-70 and 1970-71), Murray State's Les Taylor (1971-72, 1972-73), Jeff Martin (1987-88, 1988-89), Popeye Jones (1989-90, 1990-91) and Marcus Brown (1994-95, 1995-96), Austin Peay's Otis Howard (1976-77, 1977-78), Middle Tennessee's Jerry Beck (1980-81, 1981-82), Akron's Joe Jakubick (1982-83, 1983-84), Tennessee State's Carlos Rogers (1992-93, 1993-94), UT Martin's Lester Hudson (2007-08, 2008-09), Morehead State's Kenneth Faried (2009-10, 2010-11) and Murray State's Isaiah Canaan (2011-12, 2012-13).

The OVC also has the honor of being the only conference to boast the nation's leaders in scoring, rebounding and assists all in one season. That feat was accomplished in 1991-92 by Morehead State's Brett Roberts (28.1 ppg), Murray State's Popeye Jones (14.4 rpg) and Tennessee Tech's Van Usher (8.8 apg).

In 2018, the OVC once again served as host for the NCAA





# SOUTHEAST MISSOURI SOFTBALL

## OVC HISTORY

Division I Men's Basketball Championship First and Second Rounds at Bridgestone Arena in Nashville. It marked the fourth-time the OVC served as hosts of the event (2000, 2005, 2012 and 2018).

Tennessee Tech has won or shared 18 regular-season women's basketball championships in addition to nine OVC Tournament crowns; both are tops in OVC history. UT Martin added its name to the list of championship by capturing its first OVC Tournament title in 2011 and also winning championships in 2012, 2013 and 2014. The Skyhawks became just the fourth team in OVC history (and first since Austin Peay from 2000-03) to win four-straight tournament titles. In 2016 Belmont won its first-ever OVC Tournament Championship, a feat it repeated in 2017 and 2018.

Several coaches have made their mark in the history of OVC women's basketball. Former Tennessee Tech coach Marynell Meadors posted an amazing 363-139 (72.3%) record at Tech, becoming the first woman in NCAA or AIAW history to win 300 games at the same institution, while former Tennessee State skipper Teresa Phillips earned National Coach of the Year honors from USA Today in 1990 for turning around the Lady Tigers' program before going on to lead TSU to the NCAA Tournament in 1994 and 1995. Tennessee Tech coach Bill Worrell capped a stellar 20-year career in 2005-06 and was inducted into the OVC Hall of Fame in 2007; he compiled a 408-190 record while leading the Golden Eagles to an unprecedented 16 OVC regular-season titles and eight NCAA Tournament appearances, including five straight from 1989-93. Larry Joe Inman, who retired at the conclusion of the 2007-08 season and was inducted into the OVC Hall of Fame

in 2009, won more than 100 games at both Middle Tennessee and Eastern Kentucky, and earned OVC Coach of the Year honors a record eight times - five times at ECU and three at MTSU. In 2012-13 Inman came out of retirement to take the Tennessee State job; in 2014-15 he led the Lady Tigers to its first OVC Tournament Championship since 1995. Inman once again retired following the 2016-17 season, with 545 career victories.

Many great players have graced the hardwood over the years, including former OVC Players of the Year Brooke Armistead and Gerlonda Hardin from Austin Peay, Pam Chambers, Jerilyn Harper, Cheryl Taylor, Angela Moorehead, Roschelle Vaughn, Diane Seng, Janet Holt and Emily Christian from Tennessee Tech; Morehead State's Donna Murphy, Priscilla Blackford and Chynna Bozeman; Eastern Kentucky's Kim Mays; Southeast Missouri's Gray C. Harris; Murray State's Ashley Hayes; and UT Martin's Heather Butler and Jasmine Newsome.

Morehead State center Brittany Pittman set new school, league and NCAA standards for blocked shots in 2008-09. Pittman swatted 164 shots during the season, setting a new NCAA single-season record (which has since been broken).

In 2012-13 the UT Martin duo of Jasmine Newsome and Heather Butler finished fifth and sixth nationally among NCAA scoring leaders. Newsome, the 2012 and 2013 OVC Player of the Year, averaged 22.6 points per game on the way to All-American honors while Butler averaged 22.4 points per contest. Butler set a NCAA record during the season by connecting on a 3-pointer in her 80th-straight game.

In 2013-14 Butler and Newsome capped their brilliant careers by

ranking first and second in scoring in OVC history. Butler, the 2013-14 OVC Female Athlete of the Year, finished her career with 2,865 points, which ranked first in OVC and 16th in NCAA history. She also finished her career with 392 career 3-pointers (which was tied for the most in NCAA history following her career but now ranks second) and scored in double figures in all 129 career games, which ranks fifth in NCAA history. Following the season Butler was signed by the WNBA's San Antonio Stars where she became the first OVC player to make an active WNBA roster. Newsome capped her career with 2,566 points, second only to Butler in OVC history.

The league also had another historical moment in November 2008 when the NCAA awarded Nashville the 2014 NCAA Women's Division I Final Four. The OVC served as the host of the prestigious event, which is one of the biggest sporting events the city of Nashville can host. The event was held April 6 & 8 at Bridgestone Arena in downtown Nashville and was played in front of sold-out crowds for both the semifinals and championship as UConn topped Notre Dame in a battle of undefeated teams to win its ninth national title.

In 2017-18, Belmont completed its second-straight undefeated league season, increasing its winning streak in Conference games (both regular season and tournament) to 46 games. The Bruins were ranked in both the USA Today Coaches Poll and Associated Press Poll during the year, becoming the first OVC team to be nationally-ranked since 1992-93. The Bruins finished the year ranked No. 23 in the AP poll.

Over its 70 years, OVC teams have garnered national championships and bowl games in

football, along with national team or individual titles in the sports of rifle, cross country, track and golf.

The OVC has also produced several Olympic athletes, including Murray State's Morgan Hicks, who was a member of the 2004 United States Olympic Rifle Team and Morehead State's Brian Shimer who competed in five Winter Olympics in bobsled (winning a bronze medal in 2002) and coached the 2010 United States bobsled team to its first gold medal since 1948. Former Morehead State football and Eastern Kentucky track and field athlete Dallas Robinson competed with the U.S. bobsled team during the 2014 Sochi Winter Olympics. In addition, some of the greatest players in professional sports were educated at OVC institutions. The list includes former greats such as football's Phil Simms (Morehead State) and Tony Romo (Eastern Illinois), basketball's Clem Haskins (Western Kentucky) and Bubba Wells (Austin Peay) and two-sport star Steve Hamilton (Morehead State) to present-day standouts like basketball player Kenneth Faried (Morehead State) and Robert Covington (Tennessee State), football player Jimmy Garoppolo (Eastern Illinois) and baseball players A.J. Ellis (Austin Peay) and Shawn Kelley (Austin Peay). Hamilton is the only athlete to ever play in the NCAA Basketball Championship, a Major League Baseball World Series (New York Yankees) and an NBA Championship Series (Los Angeles Lakers).

The OVC's first volleyball tournament was held in 1981, the same year Eastern Kentucky began a string of six-straight tournament crowns. Former ECU skipper Dr. Geri Polvino compiled a 627-439 record in 32 seasons as head coach of the Colonels, earning OVC Coach of the Year honors eight times. More





# SOUTHEAST MISSOURI SOFTBALL



## OVC HISTORY

recently, former Austin Peay coach Cheryl Holt and former Southeast Missouri skipper Cindy Gannon also earned their peers' recognition multiple times with four awards each.

Throughout the last 35 years, 11 different teams have won an OVC regular-season or tournament volleyball crown. Since joining the league in 1991, Southeast Missouri has dominated the scene, winning seven of its eight regular-season titles during the 1990's, including five straight from 1993-97. The Redhawks have also won five tournament crowns (1994, 1996, 1998, 1999 and 2000). Jacksonville State won back-to-back OVC Tournament Championships (2005, 2006) including going through the OVC undefeated (16-0) in 2006 and winning a NCAA Tournament match in 2010, the league's first NCAA victory since 2000.

Following the 2007 season, Jacksonville State's Abbey Breit was named the OVC Offensive Player of the Year for the third-straight season, becoming the first player in OVC history to accomplish that feat. She was later joined by Murray State's Scottie Ingram who won three-straight awards from 2014-16. Four other individuals - Eastern Kentucky's Angela Boykins (1985-86), Morehead State's Dayle Hammontree (1988-89), Southeast Missouri's Tuba Meto (1996-97) and Morehead State's Amy Almond (2001-02) - were back-to-back winners of the award.

Morehead State won its fourth-straight OVC volleyball regular season championship in 2013. Over that four-year period (2010-13) the Eagles compiled an impressive 67-3 league record.

In 2007, Eastern Kentucky's Jacob Korir won his fourth-straight Conference cross country title becoming just the third OVC

student-athlete and 13th athlete nationally to accomplish that feat. Korir was a three-time All-American in cross country, earning two top-10 finishes at the NCAA Cross Country Championship. The Nairobi, Kenya, native was also named a track and field All-American twice during his career, was selected as the OVC Male Athlete of the Year in 2006-07 and received the NCAA post graduate scholarship in 2008.

In 2011 the Eastern Kentucky men's cross country team earned a national ranking in the USTFCCCA poll, climbing to as high as No. 17; the ranking was the highest for an OVC team since the polls began in the early 1980s. The EKU men would qualify for the NCAA Championship, becoming the first OVC team to reach the national championship meet since 1980. Eastern Kentucky finished 26th overall at the event as junior Soufiane Bouchikhi was 47th in a field of 252 runners. On the women's side Eastern Kentucky senior Lydia Kosgei became the first EKU woman to ever qualify for the NCAA Championship and went on to finish 37th at the national meet to earn All-American honors.

A year later (2012) the EKU men's cross country team was ranked as high as No. 11 nationally and finished 24th at the NCAA Championship. Wade Meddles led the team with a 38th place finish at the event while Bouchikhi was 40th. In 2013 Eastern Kentucky placed 15th at the NCAA Championship, the highest national finish for an OVC team since 1980. Soufiane Bouchikhi capped his career by winning his fourth-straight OVC Championship and earning National Runner of the Week honors during the season. Bouchikhi finished 26th at the NCAA Championship in 2013, earning All-American honors for the second-straight season. In 2014

EKU qualified for its fourth-straight NCAA Championship and finished 23rd overall and in 2015 earned its fifth-straight bid and finished 17th overall. EKU is only the second OVC team to ever qualify for five-straight NCAA Championships (ETSU being the other).

In 2016, Eastern Kentucky's Charlotte Imer finished 31st at the NCAA Championship, the second-highest finish ever by an OVC female (trailing only a 24th place finish by Samford's Lauren Blankenship in 2007).

In 2017, the Eastern Kentucky women's team earned its first national ranking as well as becoming the first OVC women's team to qualify for the NCAA Championship. The Colonels finished 23rd at the National Championship meet.

Following the 2017-18 season, long-time coaches Tom Akers (Eastern Illinois) and Rick Erdmann (Eastern Kentucky) retired. The duo combined for 118 OVC Championships and 115 OVC Coach of the Year Awards.

In 2007 the Conference had two teams in the NCAA Women's Soccer Tournament for the first time in league history, as former OVC member Samford earned an at-large selection while Southeast Missouri was the Conference's automatic bid.

Former Austin Peay standout and 2012 OVC Soccer Player of the Year Tatiana Ariza represented her native country of Colombia in both the 2012 Summer Olympics in London (earning a start against the United States) as well as the 2015 FIFA Women's World Cup. In the 2015 event she assisted on the first World Cup goal in her country's history and in the following match helped her team to a 2-0 victory over France, giving Colombia its first-ever win at the event.

In 2016 SIUE turned in a major upset in the first round of the NCAA Division I Soccer Championship, advancing on penalty kicks 5-4 over No. 11-ranked Notre Dame. The Cougars became just the second OVC team to advance to the second round (joining Samford who topped Vanderbilt on penalty kicks in 2005).

For the first time under the current format, OVC men's golfers qualified for the NCAA National Championship in back-to-back years in 2013 and 2014. Austin Peay's Dustin Korte advanced from the regional to the national championship in 2013 (finishing 116th overall) while APSU's Marco Iten won the Auburn Regional in 2014 to qualify for the National Championship (finishing 55th). In 2015 OVC three individual men's golfers competed in the NCAA Regionals (one automatic berth and two at-large berths) in addition to the Eastern Kentucky team; the three individuals were the most from the OVC to qualify in one year under the current format.

In April 2016 Danny Willett won The Masters Championship in Augusta, Georgia. The former JSU standout, who was the 2006 OVC Freshman of the Year and the 2007 OVC Championship Medalist, entered the final round tied for fifth, three shots behind 2015 champion Jordan Spieth after rounds of 70-74-72. In the final round Willett fired a 5-under par round of 67 to finish at 283 (-5) and top the field by three shots. He became just the eighth player in Masters' history to win the event in his first or second start and just the second Englishman to win the event.

Prior to 2018, no female women's golf had earned an at-large spot in the NCAA Regionals field. That changed when Jacksonville State junior Valentina Giraldo and Eastern





# SOUTHEAST MISSOURI SOFTBALL

## OVC HISTORY

Kentucky junior Elsa Moberly earned two of the 24 at-large spots in the NCAA field.

In 2009 it was OVC softball that accomplished several firsts as UT Martin (tournament champion) and Jacksonville State (at-large) were each selected for the NCAA Championship. Jacksonville State would take it a step farther by winning the Knoxville Regional (beating No. 13 national seed Tennessee along the way) to become the first OVC softball program to advance to a Super Regional. Jax State would fall to No. 4 Alabama in that Super Regional but finished the season 43-16 (19-2 OVC) and ranked 21st nationally in the ESPN.com/USA Softball poll and 24th nationally in the USA Today/NFCA poll.

In 2016 the OVC Softball Championship was held at a neutral site for the first time, as it was played at Choccolocco Park in Oxford, Alabama.

In 2018 Eastern Kentucky won its first OVC softball regular season championship since 2004 and earned a berth in the National Invitational Softball Championship, where they hosted and won the Richmond Regional to make them one of four teams to advance to the championship round in Los Angeles.

The league's baseball presence has continued to evolve since its inception. The OVC baseball tournament moved to a neutral site for the first time in 2001 with Paducah, Kentucky and Brooks Stadium hosting the tournament in front of raucous crowds. The success of the tournament led to Jackson, Tennessee and The Ballpark at Jackson (the home of the Seattle Mariner's Class AA affiliate) – hosting the event for the first time in 2010. The championship moved to Choccolocco Park in Oxford, Alabama for two years

(2017-18) before agreeing to a two-year stay at Rent One Park in Marion, Illinois (home of the Frontier League Southern Illinois Miners).

The OVC also has made a statement in the NCAA Baseball Championship in recent years, with its teams involved in several memorable contests in the last decade. Tennessee Tech surprised Wake Forest in the opening round of the 2001 tournament and Southeast Missouri stunned host Alabama in the opening round of the 2002 championship. Five years later, Austin Peay captured the collegiate baseball world's attention by taking Vanderbilt, the 2007 No. 1 overall seed, to extra innings. Eastern Illinois pushed host Nebraska to the limit in 2008 followed by Tennessee Tech's memorable contest against host Clemson in 2009.

After not making the OVC Tournament field in either 2009 or 2010, Austin Peay, who was picked to finish seventh in the 2011 preseason poll, won the regular season and tournament championships to garner its fourth NCAA Tournament appearance. In the first game of NCAA Regional play the Govs knocked off host and No. 1 seed Georgia Tech 2-1.

In 2012 Austin Peay completed a "repeat squared" (back-to-back regular season and tournament championships) for the first-time in OVC history. The Govs would go on to top Indiana State and Cal State Fullerton at the Eugene Regional, before falling to host Oregon in the regional final. It marked the first time since the 2000 season (Middle Tennessee) that an OVC team had won multiple NCAA Tournaments games in the same season.

Austin Peay completed a "3-Peayt" by winning its third-straight OVC Tournament crown in 2013. Along the way the Govs garnered the first nationally-

ranking by an OVC team since 2009 (climbing to as high as 21st nationally) and tied the OVC single-season record with 47 victories. The Govs earned the No. 2 seed in the NCAA Bloomington Regional, becoming the first OVC team in the current regional format (since 1999) to earn anything other than a No. 4 seed. The squad topped Florida and Valparaiso to advance to the regional final for the second-straight season before losing to host Indiana. Govs senior closer Tyler Rogers was a big part of his team's success during the year, setting the NCAA single-season record for saves (23 – a mark that was later eclipsed during the College World Series).

In 2016 six OVC teams reached the 30-win plateau for the first time in league history; the previous single-season high had been four teams.

In 2017 the league could have been named the "Offensive Valley Conference" as teams combined for 753 home runs during the season, the most in league history. That was highlighted by a record 50 combined home runs being hit in 13 games at the OVC Tournament. Included in that was Morehead State sophomore Niko Hulsizer who hit his 27th home run of the season, establishing a new OVC single-season record.

In 2018 Tennessee Tech had a 28-game winning streak in becoming a consensus nationally-ranked team across the six major Division I polls (reaching as high as No. 10, an all-time high rank by an OVC team). The Golden Eagles won a record 27 OVC games after losing in the OVC Tournament Championship game, became the first OVC team to earn an at-large berth into the NCAA Baseball Championship. Tech would go on to win three-straight elimination

games in the Oxford Regional (including back-to-back games on the same day against host and No. 4 national seed Ole Miss) to become the first OVC team to reach the Super Regionals. The Golden Eagles would win game one against Texas before eventually losing two-straight to the Longhorns. Tennessee Tech finished the season with an OVC record 53 overall victories.

In 2018, a record 16 OVC players were selected in the Major League Baseball First-Year Player Draft (breaking the previous record of 12). Among the 16 players were eight Tennessee Tech players, a new record for an OVC school in a single-season. Overall the OVC has had 101 players selected over the past nine years (2010-18).

A first in the OVC occurred in 2008, when the league had a first round draft pick in both the NFL (Tennessee State's Dominique Rodgers-Cromartie) and Major League Baseball (Eastern Kentucky's Christian Friedrich) Drafts in the same school year. A year later (2009) the league had a Major League Baseball First Round Compensation Round pick (Eastern Illinois' Tyler Kehrner who was No. 48 overall) and NBA Second Round pick (UT Martin's Lester Hudson) in the same season.

The playing field is not the only place where OVC athletes are working hard. The league also recognizes excellence in the classroom. Six Scholar-Athlete Awards are presented yearly to male and female athletes, while others are commended for their academic success by being Medal of Honor recipients or earning a spot on the Commissioner's Honor Roll. Additionally, the league annually presents one institutional Academic Achievement Award, as well as separate team awards



# SOUTHEAST MISSOURI SOFTBALL



## OVC HISTORY

in each Conference-sponsored sport. Since the College Sports Information Directors of America (CoSIDA) Academic All-America program began, the Ohio Valley Conference has had 275 student-athletes honored with the award, including 81 over the last eight years (2010-18).

Through the early years of the league, administrators wrestled with fan behavior due to the close proximity of the Conference members and the intense rivalries which developed. Just as it did decades ago, the OVC took the leadership role on what has become a national issue. In 1995, the OVC implemented a first-of-its-kind "Sportsmanship Statement," a policy which promotes principles of fair play, ethical conduct and respect for one's opponent. The statement has become a model for others to follow across the nation and has answered the challenge of the NCAA Presidents Commission to improve sportsmanship in collegiate athletics.

Additionally, the OVC annually presents the Steve Hamilton Sportsmanship Award, in honor of the former Morehead State student-athlete, coach and athletics director, to a junior or senior student-athlete with significant athletic contributions who best exemplifies the characteristics of sportsmanship and citizenship. Most recently, the Conference has also implemented the OVC Institutional and Team Sportsmanship Awards, which are presented to one institution and 18 sport-specific teams voted by their peers to have best exhibited the standards of sportsmanship and ethical conduct as outlined by the OVC and NCAA.

The vision of leadership demonstrated by the Founding Fathers in 1948 remains alive today

as the Ohio Valley Conference prepares for the future. One example is in regard to the current trend in collegiate athletics administration for increased involvement of university presidents in setting policies and making rules. The presidents of OVC institutions, however, have always governed the Conference, long before presidential governance became a national theme.

The Ohio Valley Conference sponsors the following sports: baseball, basketball, cross country, football, golf, tennis and track for men, and basketball, cross country, golf, soccer, softball, tennis, track and volleyball for women. In addition, the OVC also sponsors the combined men's and women's sport of rifle.

Now in its seventh decade of competition, the Ohio Valley Conference has grown significantly from its humble beginnings while increasing the number of athletics opportunities it provides for students. Current league representatives include charter members Eastern Kentucky University, Morehead State University and Murray State University, along with Austin Peay State University, Belmont University, Eastern Illinois University, Jacksonville State University, Southeast Missouri State University, Southern Illinois University Edwardsville, Tennessee State University, Tennessee Technological University and the University of Tennessee at Martin







# SOUTHEAST MISSOURI SOFTBALL

## 2018 FINAL STATISTICS

### 2018 STANDINGS

	<u>OVC</u>	<u>Pct.</u>	<u>Overall</u>	<u>Pct.</u>
Eastern Kentucky #	19-3	.864	45-21	.682
Austin Peay	17-4	.810	39-19	.672
Jacksonville State \$	16-6	.727	35-25	.583
<b>Southeast Missouri</b>	<b>15-7</b>	<b>.682</b>	<b>33-20</b>	<b>.623</b>
SIUE	14-8	.636	25-21	.543
Eastern Illinois	13-9	.591	36-20	.643
UT Martin	9-13	.409	25-32	.439
Morehead State	8-14	.364	28-23	.549
Tennessee Tech	7-15	.318	16-33	.327
Belmont	6-16	.273	25-25	.500
Murray State	6-16	.273	16-36	.308
Tennessee State	1-20	.048	4-48	.077



# - regular-season champion; \$ - OVC Tournament champion

### BATTING AVERAGE

Eastern Illinois.....	.282
Eastern Kentucky.....	.274
<b>Southeast Missouri .....</b>	<b>.268</b>
Jacksonville State.....	.268
Austin Peay.....	.265

### SLUGGING PERCENTAGE

Eastern Kentucky.....	.484
<b>Southeast Missouri .....</b>	<b>.424</b>
Austin Peay.....	.415
SIUE.....	.406
Eastern Illinois.....	.403

### ON-BASE PERCENTAGE

Eastern Kentucky.....	.362
<b>Southeast Missouri .....</b>	<b>.359</b>
Eastern Illinois.....	.353
Austin Peay.....	.348
SIUE.....	.344

### RUNS SCORED

Eastern Kentucky.....	336
Eastern Illinois.....	262
<b>Southeast Missouri .....</b>	<b>258</b>
Jacksonville State.....	250
Austin Peay.....	245

### HITS

Eastern Kentucky.....	459
Eastern Illinois.....	442
Jacksonville State.....	439
Austin Peay.....	405
UT Martin.....	380

### RUNS BATTED IN

Eastern Kentucky.....	319
Eastern Illinois.....	234
Jacksonville State.....	230
<b>Southeast Missouri .....</b>	<b>230</b>
Austin Peay.....	210

### DOUBLES

Eastern Kentucky.....	83
Eastern Illinois.....	81
Jacksonville State.....	81
Austin Peay.....	66
<b>Southeast Missouri .....</b>	<b>63</b>

### TRIPLES

<b>Southeast Missouri .....</b>	<b>18</b>
Murray State.....	12
Jacksonville State.....	9
SIUE.....	8
UT Martin.....	8

### HOME RUNS

Eastern Kentucky.....	86
Austin Peay.....	51
Jacksonville State.....	39
Tennessee Tech.....	38
<b>Southeast Missouri .....</b>	<b>37</b>

### TOTAL BASES

Eastern Kentucky.....	810
Jacksonville State.....	655
Austin Peay.....	634
Eastern Illinois.....	633
<b>Southeast Missouri .....</b>	<b>572</b>

### TOTAL PLATE APPEARANCES

Eastern Kentucky.....	1936
Jacksonville State.....	1858
Eastern Illinois.....	1785
Austin Peay.....	1770
UT Martin.....	1697

### AT BATS

Eastern Kentucky.....	1673
Jacksonville State.....	1641
Eastern Illinois.....	1569
Austin Peay.....	1529
UT Martin.....	1460

### WALKS

Eastern Kentucky.....	200
Austin Peay.....	179
<b>Southeast Missouri .....</b>	<b>166</b>
Eastern Illinois.....	159
Belmont.....	141

### HIT BY PITCH

SIUE.....	44
Jacksonville State.....	41
UT Martin.....	34
Eastern Kentucky.....	33
<b>Southeast Missouri .....</b>	<b>33</b>

### STRIKEOUTS

Jacksonville State.....	367
Austin PeayK.....	330
<b>Southeast Missouri .....</b>	<b>297</b>
Eastern Kentucky.....	295
Tennessee State.....	286

### SAC BUNTS

UT Martin.....	58
Tennessee State.....	51
Morehead State.....	39
Jacksonville State.....	37
2 tied at.....	35

### SAC FLIES

<b>Southeast Missouri .....</b>	<b>14</b>
Eastern Illinois.....	12
Belmont.....	12
UT Martin.....	11
2 tied at.....	10

### STOLEN BASES

UT Martin.....	132
Austin Peay.....	103
Eastern Kentucky.....	76
<b>Southeast Missouri .....</b>	<b>70</b>
SIUE.....	64

### EARNED RUN AVERAGE

Austin Peay.....	2.23
Morehead State.....	2.29
Belmont.....	2.54
UT Martin.....	3.00
Eastern Illinois.....	3.01

### OPPOSING BATTING AVERAGE

Morehead State.....	209
Belmont.....	229
SIUE.....	233
Eastern Illinois.....	237
Austin Peay.....	244

### INNINGS PITCHED

Eastern Kentucky.....	429.1
Jacksonville State.....	402.1
Austin Peay.....	392.0
UT Martin.....	385.0
Eastern Illinois.....	381.2

### BATTERS STRUCK OUT

Morehead State.....	373
Eastern Illinois.....	338
Belmont.....	311
Eastern Kentucky.....	292
Austin Peay.....	290

### BATTERS STRUCK OUT LOOKING

SIUE.....	105
Eastern Illinois.....	88
Morehead State.....	86
<b>Southeast Missouri .....</b>	<b>85</b>
Belmont.....	72

### WINS

Eastern Kentucky.....	45
Austin Peay.....	39
Eastern Illinois.....	36
Jacksonville State.....	35
<b>Southeast Missouri .....</b>	<b>33</b>



# SOUTHEAST MISSOURI SOFTBALL



## 2018 FINAL STATISTICS

### LOSSES

Tennessee State.....	48
Murray State.....	36
UT Martin.....	31
Tennessee Tech.....	31
2 tied at.....	25

### SAVES

Austin Peay.....	7
<b>Southeast Missouri .....</b>	<b>7</b>
Eastern Illinois.....	6
Eastern Kentucky.....	5
Jacksonville State.....	5

### RUNNERS PICKED OFF

<b>Southeast Missouri .....</b>	<b>5</b>
Murray State.....	4
Eastern Illinois.....	3
Tennessee State.....	3
UT Martin.....	2

### HITS ALLOWED

Morehead State.....	268
SIUE.....	271
Belmont.....	293
Eastern Illinois.....	343
<b>Southeast Missouri .....</b>	<b>345</b>

### RUNS ALLOWED

Morehead State.....	149
SIUE.....	153
Austin Peay.....	156
Belmont.....	161
<b>Southeast Missouri .....</b>	<b>193</b>

### EARNED RUNS ALLOWED

Morehead State.....	115
Belmont.....	121
Austin Peay.....	125
SIUE.....	138
<b>Southeast Missouri .....</b>	<b>162</b>

### WALKS ALLOWED

Austin Peay.....	79
UT Martin.....	103
Murray State.....	108
<b>Southeast Missouri .....</b>	<b>123</b>
Morehead State.....	131

### HOME RUNS ALLOWED

Belmont.....	18
Morehead State.....	21
Austin Peay.....	24
SIUE.....	26
3 tied at.....	27

### BATTING AVERAGE

Paige Murphy, ECU.....	.445
Haley Mitchell, EIU.....	.417
<b>Rachel Anderson, SEMO.....</b>	<b>.373</b>
Zoe Schafer, SIUE.....	.367
Taylor Beshears, JSU.....	.363

### SLUGGING PERCENTAGE

Paige Murphy, ECU.....	.907
Haley Mitchell, EIU.....	.717
Zoe Schafer, SIUE.....	.717
Danielle Liermann, APSU.....	.686
Lexi Rouse, BEL.....	.633

### ON-BASE PERCENTAGE

Paige Murphy, ECU.....	.570
Zoe Schafer, SIUE.....	.500
Lexi Rouse, BEL.....	.479
<b>Rachel Anderson, SEMO.....</b>	<b>.469</b>
Haley Mitchell, EIU.....	.448

### RUNS SCORED

Paige Murphy, ECU.....	67
Destinee Lizzmore, ECU.....	60
Natalie Schilling, APSU.....	45
Kayla Bear, EIU.....	44
2 tied at.....	42

### HITS

Paige Murphy, ECU.....	81
Haley Mitchell, EIU.....	75
Taylor Beshears, JSU.....	74
Destinee Lizzmore, ECU.....	70
Kayla Bear, EIU.....	70

### RUNS BATTED IN

Haley Mitchell, EIU.....	63
Paige Murphy, ECU.....	60
Hannah Clark, ECU.....	52
Danielle Liermann, APSU.....	51
Taylor Beshears, JSU.....	42

### DOUBLES

Haley Mitchell, EIU.....	18
Destinee Lizzmore, ECU.....	17
Paige Murphy, ECU.....	16
Lillie Goetz, MUR.....	16
Danielle Liermann, APSU.....	14

### TRIPLES

<b>Rachel Anderson, SEMO.....</b>	<b>6</b>
Lillie Goetz, MUR.....	5
Mady Poulter, EIU.....	5
4 tied at.....	3

### HOME RUNS

Paige Murphy, ECU.....	22
Hannah Clark, ECU.....	16
Danielle Liermann, APSU.....	15
Destinee Lizzmore, ECU.....	14
2 tied at.....	12

### TOTAL BASES

Paige Murphy, ECU.....	165
Destinee Lizzmore, ECU.....	131
Haley Mitchell, EIU.....	129
Taylor Beshears, JSU.....	126
2 tied at.....	118

### WALKS

Paige Murphy, ECU.....	41
Emily Corbitt, ECU.....	39
Mady Poulter, EIU.....	36
Sarah Snell, TSU.....	30
2 tied at.....	29

### STOLEN BASES

Natalie Schilling, APSU.....	40
Kayla Bear, EIU.....	30
Paige Murphy, ECU.....	25
Savannah Dodson, UTM.....	23
Halle Fain.....	22

### TOTAL PLATE APPEARANCES

Destinee Lizzmore, ECU.....	246
Paige Murphy, ECU.....	238
Johnkyria Alston, ECU.....	226
Hannah Clark, ECU.....	222
Taylor Beshears, JSU.....	222

### AT BATS

Destinee Lizzmore, ECU.....	221
Hannah Clark, ECU.....	207
Taylor Beshears, JSU.....	204
Johnkyria Alston, ECU.....	200
Kayla Bear, EIU.....	198

### EARNED RUN AVERAGE

Morgan Rackel, APSU.....	1.41
Chelsea McManaway, MOR.....	1.59
Peyton Hutchens, ECU.....	1.69
Lee, BEL.....	1.77
<b>Kaylee Anderson, SEMO.....</b>	<b>1.91</b>

### OPPOSING BATTING AVERAGE

Chelsea McManaway, MOR.....	.148
Peyton Hutchens, ECU.....	.190
Lee, BEL.....	.197
<b>Rachel Rook, SEMO .....</b>	<b>.202</b>
Faith Sims, JSU.....	.203

### INNINGS PITCHED

Faith Sims, JSU.....	229.1
Jessica Wireman, EIU.....	205.1
Chelsea McManaway, MOR.....	202.0
Mollie Paulick, ECU.....	191.2
Morgan Rackel, APSU.....	184.1

### BATTERS STRUCK OUT

Chelsea McManaway, MOR.....	293
Jessica Wireman, EIU.....	240
Lee, BEL.....	215
Morgan Rackel, APSU.....	204
Mollie Paulick, ECU.....	180

### WINS

Haley Chambers-Book, SIUE.....	27
Brooke Kennedy, UTM.....	23
Mason Robinson, MUR.....	23
Whitney Gillespie, JSU.....	21
Brooklin Lee, BEL.....	18

### SAVES

Jessica Wireman, EIU.....	6
Kelsey Gross, APSU.....	5
<b>Rachel Rook, SEMO .....</b>	<b>4</b>
Faith Sims, JSU.....	4
2 tied at.....	3

### APPEARANCES

Mollie Paulick, ECU.....	52
Faith Sims, JSU.....	46
Jessica Wireman, EIU.....	41
Morgan Rackel, APSU.....	37
Murphy McRoberts, ECU.....	36

### GAMES STARTED

Faith Sims, JSU.....	36
Mollie Paulick, ECU.....	30
Lee, BEL.....	30
Chelsea McManaway, MOR.....	29
Jessica Wireman, EIU.....	28

### LOSSES

Lauren Powell, TSU.....	23
Hannah Ridolfi, UTM.....	18
Tori Hart, TSU.....	14
Lee, BEL.....	12
Chelsea McManaway, MOR.....	12

### 2018 Ranking



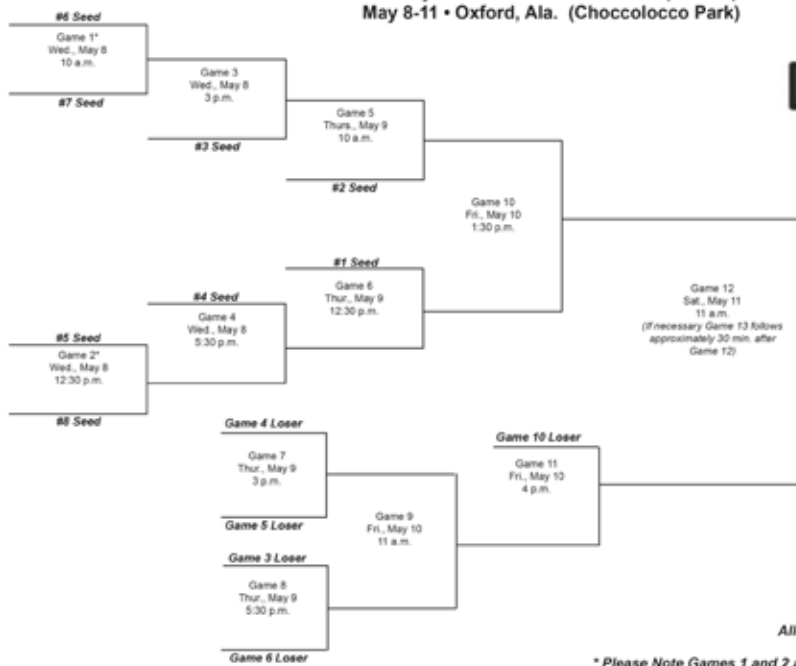


# SOUTHEAST MISSOURI SOFTBALL

## 2019 OVC TOURNAMENT



### 2019 Ohio Valley Conference Softball Championship Bracket May 8-11 • Oxford, Ala. (Choccolocco Park)



The 2019 Ohio Valley Conference Softball Championship will be held May 8-11 at Choccolocco Park in Oxford, Alabama.

It marks the 26th time the Championship has been held and the fourth-straight year it has been held at the neutral site in Oxford instead of at the site of the No. 1 seed.

This year's tournament shifts to a new format, with the first two games being single elimination and the winners of those games advancing to the double elimination portion of the bracket.

Last year Jacksonville State topped No. 1 seed Eastern Kentucky in the title game to win its third-straight and seventh overall OVC Championship Crown.



Southeast Missouri made its last Ohio Valley Conference Tournament appearance in 2018.







**RECORDS**



# SOUTHEAST MISSOURI SOFTBALL

## HONORS & AWARDS

### SOUTHEAST MISSOURI SOFTBALL ALL-AMERICANS



**Jayne Creek**  
First-Team, 1981



**Lisa Foster**  
First-Team, 1989



**Traci Eudaley**  
Second-Team



**Karen Hudson**  
Second-Team, 1991



**Alice Marler**  
Second-Team, 1991



**Connie Simmons**  
Academic, 1987



**Cathy Retherford**  
Academic, 1990



**Christine Engelhardt**  
Academic, 1997,  
1998, 1999



**Jenny Oermann**  
Academic, 1998,  
1999

#### OVC COACH OF THE YEAR

Lana Richmond.....	1995
Lana Richmond.....	1996
Lana Richmond.....	1997
Lana Richmond.....	1998
Lana Richmond.....	2009

#### OVC FEMALE ATHLETE OF THE YEAR

Kim Palmer.....	1996-97
Jenny Oermann.....	1998-99

#### OVC PLAYER OF THE YEAR

Lisa Kraxner, C.....	1996
Kim Palmer, OF.....	1997
Jenny Oermann, INF.....	1999
Jenny Doehring, UT.....	2001

#### OVC PITCHER OF THE YEAR

Sara Reichert.....	1995
Sara Reichert.....	1996
Sara Reichert.....	1998

#### OVC FRESHMAN OF THE YEAR

Megan McDonald, INF.....	2005
Rachel Anderson, OF.....	2017

#### OVC FIRST-TEAM SELECTIONS

Amy Evers, INF.....	1994
Robyn Sitzes, OF.....	1994
Jodi Smith, OF.....	1994
Lisa Kraxner, C.....	1995
Lesley Mueller, OF.....	1995
Jodi Smith, OF.....	1995
Sara Reichert, P.....	1995
Lisa Kraxner, INF.....	1996
Jenny Oermann, INF.....	1996
Kim Palmer, OF.....	1996
Jodi Smith, OF.....	1996

Sara Reichert, P.....	1996
Debbie Schmelz, P.....	1996
Jenny Oermann, INF.....	1997
Chris Shetley, OF.....	1997
Christine Engelhardt, P.....	1997
Jenny Oermann, INF.....	1998
Kim Palmer, OF.....	1998
Chris Shetley, OF.....	1998
Debbie Schmelz, P.....	1998
Jenny Oermann, INF.....	1999
Debbie Schmelz, P.....	1999
Renee Enos, INF.....	2000
Jenny Doehring, UT.....	2000
Renee Enos, INF.....	2001
Jenny Doehring, UT.....	2001
Jennifer Cobin, C.....	2002
Brooke Nett, INF.....	2003
Kelly Birk, UT.....	2004
Megan McDonald, INF.....	2005
Michelle Summers, OF.....	2005
Megan McDonald, INF.....	2006
Michelle Summers, INF.....	2007
Megan McDonald, INF.....	2008
Michelle Summers, INF.....	2008
Carmen Fowler, INF.....	2011
Alexis Anderson, OF.....	2013
Savannah Carpenter, UT/DP.....	2014
Kayla Fortner, OF.....	2015
Savannah Carpenter, INF.....	2016
Rachel Anderson, OF.....	2017
Rachel Anderson, OF.....	2018

#### OVC SECOND-TEAM SELECTIONS

Shelly Trieb, INF.....	1994
Nicole Mortimer, P.....	1994
Amy Evers, INF.....	1995
Janis Swiderski, INF.....	1995
Traci Wren, UT.....	1995
Kelly Heatherington, INF.....	1996
Janis Swiderski, INF.....	1996
Erin Frazier, UT.....	1996
Kendra Williams, INF.....	1997
Tami Hebert, INF.....	1997
Renee Enos, INF.....	1998
Michelle Frank, INF.....	1998
Christine Engelhardt, P.....	1998
Renee Enos, INF.....	1999
Kelsey White, OF.....	1999
Christine Engelhardt, P.....	1999
Brooke Nett, INF.....	2001
Courtney Eklund, OF.....	2001
Brooke Nett, INF.....	2002
Courtney Eklund, OF.....	2002
Kelly Birk, UT.....	2003
Jamie Birk, OF.....	2004
Kelly Birk, UT.....	2005
Lindsay Pickering, OF.....	2006
Stephanie Huffman, UT.....	2006
Megan McDonald, INF.....	2007
Lindsay Pickering, OF.....	2007
Giana Zimmerman, P.....	2009
Nicole Troncoco, INF.....	2009

Jennifer Vasquez, OF.....	2009
Alora Marble, P.....	2011
Renee Kertz, INF.....	2011
Evan Sallis, INF.....	2012
Lindsey Patterson, 1B.....	2015
Sarah Messex, INF.....	2018
Abby Tillotson, C.....	2018

#### OVC ALL-NEWCOMER TEAM SELECTIONS

Lauren Bradley, INF.....	2006
Jenn Monaghan, INF.....	2006
Stacia Dopudja, P/INF.....	2007
Giana Zimmerman, P/INF.....	2009
Nicole Troncoco, INF.....	2009
Alora Marble, P.....	2011
Cheyenne Gipson, OF.....	2011
Alexis Anderson, OF.....	2013
Chelsea Smith, C.....	2013
Haylee Krack, INF.....	2014
Madeline Krumrey, P.....	2015
Rachel Anderson, OF.....	2017
Mykaela Arellanes, OF.....	2017

#### OVC HONORABLE MENTION SELECTIONS

Amy Evers, INF.....	1996
Ricki DeArmon, OF.....	1998
Emmy Kisaka, INF.....	1999
Emmy Kisaka, INF.....	2000
Jennifer Dippel, P.....	2000
Emmy Kisaka, INF.....	2001
Reagan Hamlin, INF.....	2002

#### OVC TOURNAMENT MVP

Amy Evers, INF.....	1996
Kendra Williams, C.....	1997
Jenny Oermann, INF.....	1998
Kelsey White, OF.....	1999

#### OVC ALL-TOURNAMENT TEAM

Julie Davis, INF.....	1994
Gail Salger, INF.....	1994
Leslie Mueller, OF.....	1994
Jodi Smith, OF.....	1994
Nicole Mortimer, UT.....	1994
Kim Staffey, UT.....	1994
Lisa Kraxner, C.....	1995
Lisa Kraxner, C.....	1996
Janis Swiderski, INF.....	1996
Amy Evers, INF.....	1996
Jodi Smith, OF.....	1996
Sara Reichert, P.....	1996
Kendra Williams, C.....	1997
LeeAnn Gryniewicz, INF.....	1997
Kim Palmer, OF.....	1997
Debbie Schmelz, P.....	1997
Jenny Oermann, INF.....	1998
Kim Palmer, OF.....	1998
Chris Shetley, OF.....	1998
Christine Engelhardt, P.....	1998
Jenny Oermann, INF.....	1999



# SOUTHEAST MISSOURI SOFTBALL



## HONORS & AWARDS

Renee Enos, INF.....	1999
Kelsey White, OF.....	1999
Christine Engelhardt, P.....	1999
Debbie Schmelz, At-Large.....	1999
Courtney Eklund, OF.....	2000
Kelsey White, OF.....	2000
Jenny Doebling, At-Large.....	2000
Emmy Kisaka, At-Large.....	2001
Brooke Nett, INF.....	2002
Brooke Nett, INF.....	2003
Alana Bagby-Leonard, P/INF.....	2003
Alana Bagby-Leonard, INF.....	2004
Lindsay Pickering, OF.....	2004
Victoria Torrez, INF.....	2005
Lindsay Pickering, OF.....	2005
Kelly Birk, UT.....	2005
Lindsey Webb, C.....	2006
Giana Zimmerman, P.....	2009
Jennifer Vasquez, OF.....	2009
Carmen Fowler, INF.....	2009
Alora Marble, P.....	2011
Evan Sallis, OF.....	2011
Shelby Kuryllo, C.....	2011

### OVC PLAYER OF THE WEEK

Amy Evers.....	3/22/94
Lisa Kraxner.....	3/20/95
Kelly Heatherington.....	4/24/95
Kim Palmer.....	4/7/97
Chris Shetley.....	4/15/97
Jenny Oermann.....	3/30/98
Chris Shetley.....	4/5/98
Kim Palmer.....	4/13/98
Jenny Oermann.....	3/29/99
Kelsey White.....	4/5/99
Renee Enos.....	4/17/00
Renee Enos.....	4/23/01
Alana Bagby-Leonard.....	3/10/03
Megan McDonald.....	4/11/05
Michelle Summers.....	3/13/06
Michelle Summers.....	3/27/06
Amber Peterson.....	4/2/07
Michelle Summers.....	4/23/07
Lauren Bradley.....	5/7/07
Michelle Summers.....	3/31/08
Alex Ramirez.....	4/27/09
Jennifer Vasquez.....	5/4/09
Renee Kertz.....	2/15/10
Kayla Fortner.....	2/16/15
Kayla Fortner.....	3/23/15
Rachel Anderson.....	2/13/17
Addison Barnouski.....	3/26/18

### OVC PITCHER OF THE WEEK

Nicole Mortimer.....	4/7/94
Sara Reichert.....	3/27/95
Sara Reichert.....	4/10/95
Sara Reichert.....	4/24/95
Sara Reichert.....	3/25/96
Sara Reichert.....	4/22/96
Debbie Schmelz.....	3/30/98
Debbie Schmelz.....	4/20/98

Debbie Schmelz.....	3/29/99
Christine Engelhardt.....	4/19/99
Jennifer Dippel.....	4/17/00
Jenny Doebling.....	4/24/00
Amy Fahnestock.....	4/4/05
Elaine Fisher.....	5/9/05
Elaine Fisher.....	4/3/06
Stephanie Huffman.....	4/10/06
Giana Zimmerman.....	4/27/09
Giana Zimmerman.....	5/4/09
Whitney Dupuis.....	2/15/10

### OVC MEDAL OF HONOR

\* The OVC Medal of Honor is given annually to the student-athlete(s) who achieve the highest GPA in a Conference-sponsored sport.

Amy Evers.....	1995-96
Lisa Kraxner.....	1995-96
Christine Engelhardt.....	1996-97
Erin Frazier.....	1996-97
Christine Engelhardt.....	1997-98
Kim Palmer.....	1997-98
Christine Engelhardt.....	1998-99
Alisha Liley.....	1998-99
Anne Trieb.....	1998-99
Kelly Birk.....	2001-02
Brooke Nett.....	2001-02
Jamie Birk.....	2003-04
Victoria Torrez.....	2004-05
Melissa Van Velkinburgh.....	2004-05
Lindsey Woodworth.....	2006-07
Megan McDonald.....	2006-07
Lindsey Woodworth.....	2007-08
Whitney Dupuis.....	2009-10
Giana Zimmerman.....	2009-10
Whitney Dupuis.....	2010-11
Taylor Cowan.....	2011-12
Renee Kertz.....	2011-12
Lindsey Patterson.....	2011-12
Summer Burger.....	2012-13
Nicole Deering.....	2013-14
Renee Terry.....	2013-14
Nicole Deering.....	2014-15
Nicole Deering.....	2016-17
Madeline Krumrey.....	2016-17
Mackenzie Long.....	2016-17
Kaylee Anderson.....	2017-18
Mykaela Arellanes.....	2017-18
Madison Harris.....	2017-18

### OVC COMMISSIONER'S HONOR ROLL

\* To be listed on the OVC Commissioner's Honor Roll, recipients must have achieved at least a 3.25 GPA and have been eligible and on the team throughout the competitive season in their chosen NCAA-sponsored sport or sports.

Rebecca Alberson.....	1993-94
Amy Blattel.....	1993-94

Amy Evers.....	1993-94
Kara Heuring.....	1993-94
Amy Johannsen.....	1993-94
Theresa Largent.....	1993-94
Karen Matzenbacher.....	1993-94
Nikki Mortimer.....	1993-94
Lesley Mueller.....	1993-94
Jodi Smith.....	1993-94
Kim Staffey.....	1993-94
Shelly Trieb.....	1993-94
Julie Davis.....	1994-95
Amy Evers.....	1994-95
Erin Frazier.....	1994-95
Amy Johannsen.....	1994-95
Lisa Kraxner.....	1994-95
Karen Matzenbacher.....	1994-95
Nikki Mortimer.....	1994-95
Lesley Mueller.....	1994-95
Jodi Smith.....	1994-95
Traci Wren.....	1994-95
Christine Engelhardt.....	1995-96
Amy Evers.....	1995-96
Erin Frazier.....	1995-96
Lisa Kraxner.....	1995-96
Jill Lekovich.....	1995-96
Karen Matzenbacher.....	1995-96
Karen Noel.....	1995-96
Jenny Oermann.....	1995-96
Ashley Roberts.....	1995-96
Debbie Schmelz.....	1995-96
Jodi Smith.....	1995-96
Janis Swiderski.....	1995-96
Ann Wilson.....	1995-96
Christine Engelhardt.....	1996-97
Erin Frazier.....	1996-97
Karen Matzenbacher.....	1996-97
Karen Noel.....	1996-97
Jenny Oermann.....	1996-97
Kim Palmer.....	1996-97
Debbie Schmelz.....	1996-97
Ann Wilson.....	1996-97
Christine Engelhardt.....	1997-98
Erin Frazier.....	1997-98
Alisha Liley.....	1997-98
Jenny Oermann.....	1997-98
Kim Palmer.....	1997-98
Debbie Schmelz.....	1997-98
Anne Trieb.....	1997-98
Christine Engelhardt.....	1998-99
Jenni Gaines.....	1998-99
Tami Hebert.....	1998-99
Emmy Kisaka.....	1998-99
Alisha Liley.....	1998-99
Jenny Oermann.....	1998-99
Debbie Schmelz.....	1998-99
Anne Trieb.....	1998-99
Kelsey White.....	1998-99
Jennifer Cobin.....	1999-00
Michelle Frank.....	1999-00
Tami Hebert.....	1999-00
Emmy Kisaka.....	1999-00
Renee Mueller.....	1999-00

Brooke Nett.....	1999-00
Dawn Piantino.....	1999-00
Sheryn Queen.....	1999-00
Jessica Broyles.....	2000-01
Kathryn Cerneka.....	2000-01
Jenny Doebling.....	2000-01
Reagan Hamlin.....	2000-01
Kristen King.....	2000-01
Emmy Kisaka.....	2000-01
Brooke Nett.....	2000-01
Dawn Piantino.....	2000-01
Kemi Rampi.....	2000-01
Amy Thompson.....	2000-01
Jamie Birk.....	2001-02
Kelly Birk.....	2001-02
Kathryn Cerneka.....	2001-02
Jennifer Cobin.....	2001-02
Shelley Conroy.....	2001-02
Reagan Hamlin.....	2001-02
Kristen King.....	2001-02
Emmy Kisaka.....	2001-02
Christine Knobbe.....	2001-02
Brooke Nett.....	2001-02
Dawn Piantino.....	2001-02
Kemi Rampi.....	2001-02
Amy Thompson.....	2001-02
Rachel Van Fleet.....	2001-02
Jamie Birk.....	2002-03
Kelly Birk.....	2002-03
Kathryn Cerneka.....	2002-03
Marie Coode.....	2002-03
Katie Hacker.....	2002-03
Jessica Hunter.....	2002-03
Leigh Ann Lunsford.....	2002-03
Amy Murphy.....	2002-03
Brooke Nett.....	2002-03
Kemi Rampi.....	2002-03
Amy Thompson.....	2002-03
Melissa Van Velkinburgh.....	2002-03
Jamie Birk.....	2003-04
Kelly Birk.....	2003-04
Marie Coode.....	2003-04
Florence Davison.....	2003-04
Stacey DeClue.....	2003-04
Jessica Hunter.....	2003-04
Stephanie Mata.....	2003-04
Amy Thompson.....	2003-04
Victoria Torrez.....	2003-04
Rachel Van Fleet.....	2003-04
Melissa Van Velkinburgh.....	2003-04
Kelly Birk.....	2004-05
Stephanie Huffman.....	2004-05
Stephanie Mata.....	2004-05
Katie Otterness.....	2004-05
Victoria Torrez.....	2004-05
Rachel Van Fleet.....	2004-05
Melissa Van Velkinburgh.....	2004-05
Lindsey Woodworth.....	2004-05
Stephanie Huffman.....	2005-06
Stephanie Mata.....	2005-06
Megan McDonald.....	2005-06
Lindsay Pickering.....	2005-06







# SOUTHEAST MISSOURI SOFTBALL

## HONORS & AWARDS

Jessica Rosencrants	2005-06
Chloe Tubbs	2005-06
Lindsey Webb	2005-06
Lindsey Woodworth	2005-06
Stephanie Mata	2006-07
Megan McDonald	2006-07
Katie Otterness	2006-07
Lindsey Woodworth	2006-07
Stacia Dopudja	2007-08
Whitney Dupuis	2007-08
Carmen Fowler	2007-08
Megan McDonald	2007-08
Kaie Otterness	2007-08
Lindsey Woodworth	2007-08
Stefanie Barnes	2008-09
Tiffany Blanco	2008-09
Lauren Bradley	2008-09
Whitney Dupuis	2008-09
Renee Kertz	2008-09
Alex Ramirez	2008-09
Shelby Stein	2008-09
Nicole Troncoso	2008-09
Sirena Watkins	2008-09
Giana Zimmerman	2008-09
Stefanie Barnes	2009-10
Whitney Dupuis	2009-10
Carmen Fowler	2009-10
Renee Kertz	2009-10
Christina Scudder	2009-10
Nicole Troncoso	2009-10
Giana Zimmerman	2009-10
Stefanie Barnes	2010-11
Alene Bethel	2010-11
Taylor Cowan	2010-11
Whitney Dupuis	2010-11
Renee Kertz	2010-11
Shelby Kuryllo	2010-11
Alora Marble	2010-11
Shelby Stein	2010-11
Kaitlin Wallace	2010-11
Stefanie Barnes	2011-12
Alene Bethel	2011-12
Shea Cothren	2011-12
Taylor Cowan	2011-12
Cheyenne Gipson	2011-12
Renee Kertz	2011-12
Katy McAllister	2011-12
Lindsey Patterson	2011-12
Shelby Stein	2011-12
Renee Terry	2011-12
Jamie Woodworth	2011-12
Leah Becker	2012-13
Summer Burger	2012-13
Savannah Carpenter	2012-13
Hannah Durham	2012-13
Taylor Cowan	2012-13
Elysia Mesa	2012-13
Lindsey Patterson	2012-13
Chelsea Smith	2012-13
Renee Terry	2012-13
Jamie Woodworth	2012-13
Summer Burger	2013-14

Nicole Deering	2013-14
Aubrey Denno	2013-14
Rachael Duncan	2013-14
Kelsey Gass	2013-14
Lindsey Patterson	2013-14
KC Saxe	2013-14
Renee Terry	2013-14
Meaghan Touchette	2013-14
Nicole Deering	2014-15
Aubrey Denno	2014-15
Leah Duffe	2014-15
Riley Hayes	2014-15
Madeline Krumrey	2014-15
Taylor McDannold	2014-15
Lindsey Patterson	2014-15
Darby Pruett	2014-15
Meaghan Touchette	2014-15
Claire Wernig	2014-15
Jamie Woodworth	2014-15
Nicole Deering	2015-16
Madeline Krumrey	2015-16
Mackenzie Long	2015-16
Mykaela Arellanes	2016-17
Parker Bandy	2016-17
Randi Dae Conway	2016-17
Nicole Deering	2016-17
Aubrey Denno	2016-17
Rachael Donald	2016-17
Ashley Ellis	2016-17
Claudia Gallo	2016-17
Madison Harris	2016-17
Madeline Krumrey	2016-17
Mackenzie Long	2016-17
Brooke Rheinecker	2016-17
Brittany Stevens	2016-17
Haley Thogmartin	2016-17
Abby Tillotson	2016-17
Claire Wernig	2016-17
Kaylee Anderson	2017-18
Rachel Anderson	2017-18
Mykaela Arellanes	2017-18
Addison Barnouski	2017-18
Randi Dae Conway	2017-18
Rachael Donald	2017-18
Alexis Estes	2017-18
Claudia Gallo	2017-18
Madison Harris	2017-18
Mackenzie Long	2017-18
Danina Marton	2017-18
Brooke Rheinecker	2017-18
Rachel Rook	2017-18
Haley Thogmartin	2017-18
Abby Tillotson	2017-18
Claire Wernig	2017-18

### OVC TEAM SPORTSMANSHIP AWARD

Southeast Missouri.....2005-06

### COSIDA/CAPITAL ONE ACADEMIC ALL-AMERICA FIRST-TEAM SELECTIONS

Christine Engelhardt, P.....	1997
Christine Engelhardt, P.....	1999

### COSIDA/CAPITAL ONE ACADEMIC ALL-AMERICA SECOND-TEAM SELECTIONS

Connie Simmons, 3B.....	1987
Lisa Kraxner, C.....	1996
Christine Engelhardt, P.....	1998
Jenny Oermann, INF.....	1998
Jenny Oermann, INF.....	1999

### COSIDA/CAPITAL ONE ACADEMIC ALL-AMERICA THIRD-TEAM SELECTIONS

Cathy Retherford, C.....	1990
--------------------------	------

### SOUTHEAST MISSOURI ATHLETICS HALL OF FAME

	Inducted
Jayne Creek, 1978-81.....	2002
Lisa Foster, 1987-89.....	2007
Linda Wells, 1968-72.....	2009
1991 Team.....	2011
Jennifer Stoeckl	
Kathy Knaup	
Ginger Hagler	
Cathy Rethorford	
Andria Gaines	
Alice Marler	
Karen Jackson	
Teresa Tuschoff	
Kim Staffey	
Karen Hudson	
Shelly Trieb	
Robyn Horace	
Robyn Sitzes	
Carol Chilton	
Kim Barker	
Head Coach Lana Richmond	
Assistant Coach Judy Favor	
Lindsay Pickering, 2004-07.....	2015

### TROMBETTA AWARD

\* Graduating Senior, female student-athlete, with the highest grade point average and participated in one or more varsity sports at Southeast. The student must have at least a 3.0 grade point average.

Connie Simmons.....	1986
Kim Staffey.....	1994
Christine Engelhardt.....	1999
Nicole Deering.....	2016

### HOWARD'S MVP AWARD

M. Ummel.....	1977
P. Meyer.....	1978
McClenning.....	1979

Jayne Creek.....	1981
K. Williams.....	1982
K. Rediger.....	1983
C. Barks.....	1984
L. Alexander/Traci Eudaley.....	1985
Traci Eudaley.....	1986
Connie Simmons.....	1987
T. Schulte.....	1988
J. Craig/L. Foster.....	1989
L. Thornton.....	1990
Andria Gaines/Alice Marler.....	1991
K. Hudson.....	1992
Shelly Trieb.....	1993
Robyn Sitzes.....	1994
Lisa Kraxner.....	1995
Amy Evers/Jodi Smith.....	1996
Amy Evers/Kim Palmer.....	1997
Jenny Oermann/ Debbie Schmelz.....	1998
Jenny Doehring.....	2000
Renee Enos.....	2001
Dawn Piantino.....	2002
Brooke Nett.....	2003
Jamie Birk.....	2004
Megan McDonald.....	2005
Stephanie Huffman.....	2006
Stephanie Huffman.....	2007
Megan McDonald/ Michelle Summers.....	2008
Alex Ramirez.....	2009
Renee Kertz.....	2011
Renee Kertz.....	2012
Alexis Anderson.....	2013
Jamie Woodworth.....	2014
Kayla Fortner.....	2015
Savannah Carpenter.....	2016

### NFCA ALL-REGION SECOND-TEAM

Evan Sallis, INF.....	2012
Alexis Anderson, OF.....	2013
Savannah Carpenter, UT/DP.....	2014
Kayla Fortner, OF.....	2015
Rachel Anderson, OF.....	2017
Rachel Anderson, OF.....	2018

### NFCA ALL-AMERICA SCHOLAR ATHLETES

Nicole Deering.....	2014-15
Aubrey Denno.....	2014-15
Leah Duffe.....	2014-15
Riley Hayes.....	2014-15
Madeline Krumrey.....	2014-15
Taylor McDannold.....	2014-15
Lindsey Patterson.....	2014-15
Darby Pruett.....	2014-15
Meaghan Touchette.....	2014-15



# SOUTHEAST MISSOURI SOFTBALL



## MISCELLANEOUS RECORDS

### YEAR-BY-YEAR DIVISION II RECORDS

	Overall		
1977	6-6	-	-
1978	7-8	-	-
1979	9-9	-	-
1980	21-18	-	-
1981	22-14-1	-	-
1982	21-28	3-1	MIAA
1983	13-10	3-3	MIAA
1984	25-8	8-2	MIAA
1985	32-17	9-2	MIAA
1986	40-16	13-5	MIAA
1987	39-13	9-3	MIAA
1988	21-20	4-8	MIAA
1989	37-21	6-2	MIAA
1990	28-21	5-5	MIAA
1991	38-14	11-4	MIAA

### YEAR-BY-YEAR DIVISION I RECORDS

	Overall	OVC	Finish
1992	35-18	-	-
1993	30-19	-	-
1994	36-22	17-9	3rd
1995	38-20	22-4	1st
1996	39-9	22-2	1st
1997	33-23-1	20-5	1st
1998	38-13-1	16-2	1st
1999	31-17	16-2	1st
2000	31-24	17-7	3rd
2001	25-25	16-5	2nd
2002	14-27	9-12	5th
2003	18-29	11-9	4th
2004	16-36	10-14	6th
2005	27-28	13-14	5th
2006	28-24	14-13	5th
2007	20-29	11-16	8th
2008	24-28	11-16	8th
2009	29-21	16-8	2nd
2010	17-31	6-17	10th
2011	31-30	17-12	5th
2012	25-30	13-16	7th
2013	15-33	6-18	10th
2014	11-34	3-20	12th
2015	19-27	12-12	7th
2016	16-33	10-17	10th
2017	23-27	8-14	9th
2018	33-20	15-7	4th

### NCAA TOURNAMENT RECORDS

1986	0-2
1987	1-2
1989	2-2
1991	3-2
1999	1-2
Total	7-10

### OVC TOURNAMENT RECORDS

1994	4-0	1st
1995	1-2	-
1996	4-1	1st
1997	4-1	1st
1998	4-1	1st
1999	4-0	1st
2000	3-2	2nd
2001	1-2	-
2002	1-2	-
2003	3-2	-
2004	1-2	-
2005	2-2	-
2006	1-2	-
2009	2-2	-
2011	4-2	2nd
2015	0-2	-
2018	0-2	-
Total	39-27	

### OVC TOURNAMENT RECORDS BY SEED

		Year(s)
#1	17-5	'95, '96, '97, '98, '99
#2	3-4	'01, '09
#3	7-2	'94, 2000
#4	3-4	'03, '18
#5	8-8	'02, '05, '06, '11
#6	1-2	'04
#7	0-2	'15

### OVC TOURNAMENT RECORDS VS. SEED

vs. #1	2-6
vs. #2	7-6
vs. #3	5-3
vs. #4	8-5
vs. #5	7-3
vs. #6	5-3
vs. #7	1-0
vs. #8	4-1

### OVC ANNUAL SOFTBALL CHAMPIONS

Regular-Season	Tournament	Tournament Host
1994 Tennessee Tech	Southeast Missouri	Austin Peay
1995 Southeast Missouri	Tennessee Tech	Eastern Kentucky
1996 Southeast Missouri	Southeast Missouri	Middle Tenn.
1997 Southeast Missouri	Southeast Missouri	Morehead State
1998 Southeast Missouri	Southeast Missouri	Southeast Missouri
1999 Southeast Missouri	Southeast Missouri	UT Martin
2000 Middle Tennessee	Middle Tennessee	Middle Tenn.
2001 Tennessee Tech	Tennessee Tech	Tennessee Tech
2002 Eastern Kentucky	Eastern Kentucky	Eastern Kentucky
2003 Tennessee Tech	Tennessee Tech	Tennessee Tech
2004 Eastern Kentucky	Eastern Kentucky	Eastern Kentucky
2005 Jacksonville State	Tennessee Tech	Jacksonville State
2006 Tennessee Tech	Tennessee Tech	Tennessee Tech
2007 Tennessee Tech	Tennessee Tech	Tennessee Tech
2008 Jacksonville State	Jacksonville State	Jacksonville State
2009 Jacksonville State	UT Martin	Jacksonville State
2010 UT Martin	Jacksonville State	UT Martin
2011 Eastern Illinois	Jacksonville State	Eastern Illinois
2012 UT Martin	UT Martin	UT Martin
2013 Eastern Illinois	Jacksonville State	Eastern Illinois
2014 Jacksonville State	SIU Edwardsville	Jacksonville State
2015 SIU Edwardsville	Tennessee Tech	SIU Edwardsville
2016 Jacksonville State	Jacksonville State	Neutral (Oxford, Ala.)
2017 Jacksonville State	Jacksonville State	Neutral (Oxford, Ala.)
2018 Eastern Kentucky	Jacksonville State	Neutral (Oxford, Ala.)

### OVC REGULAR SEASON TITLES

Head Coach
1995 Lana Richmond
1996 Lana Richmond
1997 Lana Richmond
1998 Lana Richmond
1999 Lana Richmond

### OVC TOURNAMENT TITLES

Head Coach
1994 Lana Richmond
1996 Lana Richmond
1997 Lana Richmond
1998 Lana Richmond
1999 Lana Richmond



Rachel Anderson was named the 2017 Ohio Valley Conference Freshman of the Year. Anderson is the second player to win the award in Southeast softball history.





# SOUTHEAST MISSOURI SOFTBALL

## SINGLE-SEASON HITTING

### BATTING AVERAGE (minimum 100 AB)

1.	.424	Savannah Carpenter (53-125)	2014
2.	.413	Kim Palmer (59-143)	1998
3.	.412	Rachel Anderson (63-153)	2017
4.	.410	Jenny Oermann (68-166)	1998
5.	.409	Jenny Oermann (54-132)	1999
6.	.406	Megan McDonald (67-165)	2008
7.	.403	Alexis Anderson (58-144)	2013
8.	.400	Shelley Trieb (56-140)	1993
9.	.399	Lisa Kraxner (67-168)	1995
10.	.395	Kim Palmer (68-172)	1997

### SLUGGING PERCENTAGE

(minimum 100 AB)

1.	.832	Kayla Fortner (131 AB)	2015
2.	.776	Kim Palmer (143 AB)	1998
3.	.719	Rachel Anderson (153 AB)	2017
4.	.691	Michelle Summers (165 AB)	2008
5.	.667	Michelle Summers (153 AB)	2007
6.	.661	Megan McDonald (165 AB)	2008
7.	.656	Savannah Carpenter (125 AB)	2014
8.	.632	Alexis Anderson (144 AB)	2013
9.	.629	Shelley Trieb (140 AB)	1993
10.	.625	Chris Shetley (176 AB)	1998

### ON-BASE PERCENTAGE

(minimum 100 AB)

1.	.523	Kayla Fortner (131 AB)	2015
2.	.483	Rachel Anderson (153 AB)	2017
	.483	Savannah Carpenter (125 AB)	2014
4.	.479	Kim Palmer (143 AB)	1998
5.	.472	Michelle Summers (165 AB)	2008
6.	<b>.469</b>	<b>Rachel Anderson (150 AB)</b>	<b>2018</b>
7.	.465	Megan McDonald (165 AB)	2008
8.	.458	Jenny Oermann (132 AB)	2008
9.	.456	Alex Ramirez (138 AB)	2009
10.	.453	Lisa Kraxner (168 AB)	1995

### AT BATS

1.	208	Evan Sallis	2011
2.	189	Carmen Fowler	2011
3.	188	Evan Sallis	2012
4.	186	Chris Shetley	1997
5.	183	Amy Evers	1994
6.	182	Michelle Summers	2005
7.	181	Kelsey White	2000
	181	Nicole Troncoso	2011
	181	Taylor Cowan	2012
10.	180	Cheyenne Gipson	2011
	180	Jenny Oermann	1997
	180	Renee Kertz	2011

### RUNS SCORED

1.	48	Kim Palmer	1998
2.	47	Michelle Summers	2005
3.	46	Karen Hudson	1992
	46	Jenny Oermann	1998
5.	43	Evan Sallis	2011
6.	42	Kayla Fortner	2015
7.	41	Pat McDonagh	1986
	41	Evan Sallis	2012
	41	Kim Palmer	1997
10.	40	Chris Shetley	1997
	40	Kelly Heatherington	1995

### HITS

1.	73	Carmen Fowler	2011
2.	69	Evan Sallis	2012
3.	68	Jenny Oermann	1998
	68	Kim Palmer	1997
5.	67	Megan McDonald	2008
	67	Lisa Kraxner	1995
7.	63	Rachel Anderson	2017
	63	Evan Sallis	2011
9.	62	Michelle Summers	2008
	62	Taylor Cowan	2012
	62	Chris Shetley	1998
	62	Chris Shetley	1997

### DOUBLES

1.	23	Chris Shetley	1998
2.	18	Kelly Birk	2004
	18	Shelley Trieb	1993
4.	17	Chris Shetley	1997
	17	Kim Palmer	1998
6.	16	Michelle Summers	2005
7.	15	Megan McDonald	2008
	15	Jodi Smith	1995
9.	14	Alice Marler	1990
	14	Jenny Doebling	2000
	14	Lisa Kraxner	1995

### TRIPLES

1.	10	Jayne Creek	1981
2.	8	Rachel Anderson	2017
3.	7	Kim Palmer	1997
	7	Julie Hume	1996
	7	Robin Keating	1986
	7	Debbie Kennedy	1982
	7	Lisa Kraxner	1995
	7	Kelsey White	2000
9.	<b>6</b>	<b>Rachel Anderson</b>	<b>2018</b>
	6	Connie Simmons	1986

### HOME RUNS

1.	16	Kayla Fortner	2015
2.	14	Michelle Summers	2007
3.	13	Michelle Summers	2008
4.	12	Stacia Dopudja	2007
5.	11	Kim Palmer	1998
	11	Michelle Summers	2006
7.	10	Haylee Krack	2014
	10	Michelle Summers	2005
9.	9	Shelby Kuryllo	2011
	9	Megan McDonald	2008
	9	Simone Patterson	2013

### RUNS BATTED IN

1.	48	Kayla Fortner	2015
	48	Renee Kertz	2011
3.	46	Shelley Trieb	1993
4.	45	Renee Kertz	2012
	45	Karen Hudson	1992
	45	Carmen Fowler	2011
7.	44	Kim Palmer	1998
8.	43	Lisa Kraxner	1995
9.	41	Kim Palmer	1997
	41	Megan McDonald	2008
	41	Tracie Eudaley	1986

### TOTAL BASES

1.	114	Michelle Summers	2008
2.	111	Kim Palmer	1998
3.	110	Rachel Anderson	2017
	110	Chris Shetley	1998
5.	109	Kayla Fortner	2015
	109	Megan McDonald	2008
7.	108	Michelle Summers	2005
8.	107	Kim Palmer	1997
9.	104	Lisa Kraxner	1995
10.	102	Michelle Summers	2007
	102	Chris Shetley	1997

### WALKS

1.	37	Kayla Fortner	2015
2.	29	Karen Hudson	1989
	29	Alex Ramirez	2009
4.	28	Alex Ramirez	2010
	28	Kelly Birk	2005
6.	27	Kathy Blair	1985
7.	26	Renee Kertz	2010
8.	<b>25</b>	<b>Rachel Anderson</b>	<b>2018</b>
	25	Alex Ramirez	2008
	25	Kelly Heatherington	1995

### HIT BY PITCH

1.	14	Brooke Nett	2001
2.	10	Michelle Summers	2008
	10	Haylee Krack	2016
	10	Brooke Nett	2003
5.	<b>9</b>	<b>Sarah Messex</b>	<b>2018</b>
	9	Victoria Torrez	2004
7.	8	Shelby Stein	2010
	8	Lindsey Patterson	2012
	8	Julie Davis	1995
	8	Chris Shetley	1997

### STRIKEOUTS

1.	54	Kaitlin Zink	2011
2.	48	Cheyenne Gipson	2011
3.	45	Lauren Bradley	2006
	45	Shelby Stein	2010
5.	<b>42</b>	<b>Ashley Ellis</b>	<b>2018</b>
	42	Courtney Eklund	2000
7.	41	Stacia Dopudja	2007
8.	40	Megan McDonald	2005
9.	38	Lindsay Pickering	2006
10.	37	Shelby Stein	2009

### SACRIFICE FLIES

1.	6	Kim Staffey	1994
2.	5	Linda Venable	1985
	5	Carmen Fowler	2011
4.	<b>5</b>	<b>Abby Tillotson</b>	<b>2018</b>
	4	Taylor Cowan	2011
	4	Connie Simmons	1986
	4	Lisa Kraxner	1995
	4	Shelley Trieb	1993
	4	Jodi Smith	1995
10.	3	21 players tied	

### SACRIFICE HITS

1.	23	Robyn Horace	1992
2.	21	Alice Marler	1991
3.	19	Karen Hudson	1991
	19	Lesley Mueller	1994
5.	16	Robyn Horace	1993
6.	15	Gail Salger	1993
	15	Jenny Oermann	1997
	15	Charlene Ramirez	2006
	15	Amy Evers	1995
	15	Kelly Heatherington	1996

### STOLEN BASES

1.	32	Julie Lehmbeck (32-34)	1992
2.	31	Lisa Thornton (31-35)	1990
3.	30	Julie Davis (30-32)	1993
4.	28	Lisa Thornton (28-30)	1989
5.	22	Evan Sallis (22-26)	2012
6.	21	Julie Lehmbeck (21-23)	1993
7.	20	Cheyenne Gipson (20-22)	2011
8.	18	Kaitlin Zink (18-23)	2013
9.	17	Cheyenne Gipson (17-21)	2012
	17	Pat McDonagh (17-21)	1987

### GAMES PLAYED

1.	61	Carmen Fowler	2011
	61	Taylor Cowan	2011
	61	Evan Sallis	2011
	61	Renee Kertz	2011
	61	Cheyenne Gipson	2011
	61	Kaitlin Zink	2011
7.	59	Nicole Troncoso	2011
8.	58	Jackie Craig	1989
	58	Janis Swiderski	1995
	58	Amy Evers	1995
	58	Theresa Schulte	1989
	58	Sue Stulgo	1989
	58	Amy Evers	1994

### GAMES STARTED

1.	61	Kaitlin Zink	2011
	61	Carmen Fowler	2011
	61	Evan Sallis	2011
	61	Renee Kertz	2011
	61	Taylor Cowan	2011
6.	60	Cheyenne Gipson	2011
7.	58	Janis Swiderski	1995
	58	Amy Evers	1995
9.	57	Kelly Heatherington	1995
	57	Lisa Kraxner	1995
	57	Chris Shetley	1997
	57	Tami Hebert	1997
	57	Jenny Oermann	1997

2018 marks in **Bold**





# SOUTHEAST MISSOURI SOFTBALL



## CAREER HITTING

### BATTING AVERAGE (minimum 200 AB)

1. .393	Rachel Anderson (119-303)	2017-pr.
2. .388	Lisa Kraxner (123-317)	1995-96
3. .379	Kim Palmer (163-430)	1996-98
4. .370	Jenny Oermann (231-624)	1996-99
5. .356	Alexis Anderson (101-284)	2013-15
6. .351	Megan McDonald (222-632)	2005-08
7. .350	Julie Hume (148-423)	1985-88
8. .344	Lisa Foster (78-227)	1988-89
9. .343	Chris Shetley (124-362)	1997-98
10. .340	Michelle Summers (228-670)	2005-08

### HITS

1. 231	Jenny Oermann	1996-99
2. 228	Michelle Summers	2005-08
3. 222	Megan McDonald	2005-08
4. 195	Tracie Eudaley	1984-87
5. 182	Carmen Fowler	2008-11
6. 178	Amy Evers	1993-96
7. 172	Renee Kertz	2009-12
8. 170	Renee Enos	1998-01
9. 166	Pat McDonagh	1984-87
10. 164	Karen Hudson	1989-92

### TOTAL BASES

1. 423	Michelle Summers	2005-08
2. 363	Megan McDonald	2005-08
3. 295	Jenny Oermann	1996-99
4. 278	Kim Palmer	1996-98
5. 262	Lindsey Patterson	2012-15
6. 250	Tracie Eudaley	1984-87
7. 249	Carmen Fowler	2008-11
8. 246	Renee Kertz	2009-12
9. 238	Shellee Trieb	1991-94
10. 235	Lindsay Pickering	2004-07

### SACRIFICE HITS

1. 42	Shelley Trieb	1991-94
2. 40	Robyn Horace	1991-93
40	Karen Hudson	1989-92
4. 38	Amy Evers	1993-96
5. 32	Alice Marler	1990-92
6. 30	Lisa Thornton	1987-90
7. 29	Julie Hume	1985-88
29	Theresa Schulte	1986-89
29	Julie Davis	1992-95
29	Gail Salger	1993-94

### SLUGGING PERCENTAGE

(minimum 200 AB)

1. .647	Kim Palmer (430 AB)	1996-98
2. .634	Rachel Anderson (303 AB)	2017-pr.
3. .631	Michelle Summers (670 AB)	2005-08
4. .596	Lisa Kraxner (317 AB)	1995-96
5. .586	Chris Shetley (362 AB)	1997-98
6. .574	Megan McDonald (632 AB)	2005-08
.574	Haylee Krack (230 AB)	2014-16
8. .553	Alexis Anderson (284 AB)	2013-15
9. .510	Savannah Carpenter (455 AB)	2013-16
10. .506	Debbie Kennedy (231 AB)	1981-82

### DOUBLES

1. 47	Michelle Summers	2005-08
2. 46	Megan McDonald	2005-08
3. 40	Chris Shetley	1997-98
40	Shelley Trieb	1991-94
5. 39	Kelly Birk	2002-05
6. 37	Kim Palmer	1996-98
7. 34	Brooke Nett	2000-03
8. 33	Jodi Smith	1993-96
33	Renee Enos	1998-01
10. 32	Taylor Cowan	2011-13
32	Carmen Fowler	2008-11

### WALKS

1. 88	Alex Ramirez	2007-10
2. 81	Renee Kertz	2009-12
3. 80	Michelle Summers	2005-08
4. 79	Tami Hebert	1997-00
5. 65	Karen Hudson	1989-92
6. 59	Megan McDonald	2005-08
59	Lindsey Patterson	2012-15
59	Shelley Trieb	1991-94
9. 58	Kelly Birk	2002-05
10. 56	Sarah Messex	2016-pr.
56	Carmen Fowler	2008-11
56	Jennifer Vasquez	2007-10

### STOLEN BASES

1. 82	Lisa Thornton (82-91)	1987-90
2. 53	Julie Lehmbeck (53-57)	1992-93
3. 46	Pat McDonagh (46-56)	1984-87
4. 39	Twanda Moore (39-46)	1982-85
5. 38	Kaitlin Zink (38-45)	2011-13
6. 37	Evan Sallis (37-42)	2011-12
37	Cheyenne Gipson (37-43)	2011-12
8. 33	Julie Davis (33-38)	1992-95
9. 32	Amy Evers (32-37)	1993-96
10. 29	Lesley Mueller (29-37)	1992-95

### ON-BASE PERCENTAGE

(minimum 200 AB)

1. .476	Rachel Anderson (303 AB)	2017-pr.
2. 438	Lisa Kraxner (317 AB)	1995-96
3. 436	Kim Palmer (430 AB)	1996-98
4. 427	Michelle Summers (670 AB)	2005-08
5. 410	Savannah Carpenter (455 AB)	2013-16
6. 407	Megan McDonald (632 AB)	2005-08
7. 405	Jenny Oermann (624 AB)	1996-99
8. 402	Alex Ramirez (512 AB)	2007-10
9. 400	Pat McDonagh (493 AB)	1984-87
10. .394	Alexis Anderson (284 AB)	2013-15

### TRIPLES

1. 18	Kathy Rediger	1981-84
2. 14	Rachel Anderson	2017-pr.
3. 13	Julie Hume	1985-88
13	Traci Wren	1992-95
5. 12	Kelsey White	1999-00
6. 11	Lisa Kraxner	1995-96
11	Debbie Kennedy	1981-82
8. 10	Lesley Mueller	1992-95
10	Tracie Eudaley	1984-87
10	Jayne Creek	1978-81

### HIT BY PITCH

1. 35	Brooke Nett	2000-03
2. 24	Michelle Summers	2005-08
3. 22	Shelby Stein	2009-12
4. 19	Lindsey Patterson	2012-15
5. 15	Haylee Krack	2014-16
15	Renee Kertz	2009-12
15	Victoria Torrez	2004-05
8. 13	Julie Davis	1992-95
13	Taylor Cowan	2011-13
13	Alex Ramirez	2007-10

### GAMES PLAYED

1. 214	Renee Kertz	2009-12
2. 213	Amy Evers	1993-96
3. 209	Carmen Fowler	2008-11
4. 208	Michelle Summers	2005-08
5. 207	Megan McDonald	2005-08
207	Karen Hudson	1989-92
7. 203	Shelley Trieb	1991-94
8. 202	Shelby Stein	2009-12
202	Tami Hebert	1997-00
10. 200	Jenny Oermann	1996-99

### AT BATS

1. 670	Michelle Summers	2005-08
2. 641	Renee Kertz	2009-12
3. 638	Amy Evers	1993-96
4. 632	Megan McDonald	2005-08
5. 624	Jenny Oermann	1996-99
6. 608	Carmen Fowler	2008-11
7. 599	Jennifer Vasquez	2007-10
8. 593	Karen Hudson	1989-92
9. 576	Tracie Eudaley	1984-87
10. 554	Lindsey Patterson	2012-15

### HOME RUNS

1. 48	Michelle Summers	2005-08
2. 31	Megan McDonald	2005-08
3. 23	Lindsey Patterson	2012-15
4. 20	Kim Palmer	1996-98
5. 18	Haylee Krack	2014-16
6. 17	Savannah Carpenter	2013-16
7. 16	Kayla Fortner	2015
16	Stacia Dopudja	2007-08
16	Lauren Bradley	2006-09
10. 15	Taylor Cowan	2011-13
15	Renee Kertz	2009-12

### STRIKEOUTS

1. 136	Lindsay Pickering	2004-07
2. 126	Shelby Stein	2009-12
3. 114	Kaitlin Zink	2011-13
4. 105	Stephanie Mata	2004-07
5. 103	Courtney Eklund	1999-02
6. 100	Lauren Bradley	2006-09
7. 91	Sarah Messex	2016-pr.
8. 89	Megan McDonald	2005-08
9. 85	Traci Wren	1992-95
10. 82	Darby Pruett	2015-18
9. 82	Jennifer Vasquez	2007-10

### RUNS SCORED

1. 161	Michelle Summers	2005-08
2. 135	Jenny Oermann	1996-99
3. 120	Karen Hudson	1989-92
4. 113	Amy Evers	1993-96
5. 109	Kim Palmer	1996-98
6. 102	Pat McDonagh	1984-87
7. 99	Megan McDonald	2005-08
8. 95	Lindsey Patterson	2012-15
9. 94	Carmen Fowler	2008-11
10. 92	Tracie Eudaley	1984-87

### RUNS BATTED IN

1. 132	Renee Kertz	2009-12
132	Michelle Summers	2005-08
3. 120	Megan McDonald	2005-08
4. 119	Tracie Eudaley	1984-87
5. 111	Kim Palmer	1996-98
6. 108	Jenny Oermann	1996-99
7. 104	Shelley Trieb	1991-94
8. 103	Jodi Smith	1993-96
103	Carmen Fowler	2008-11
10. 98	Taylor Cowan	2011-13

### SACRIFICE FLIES

1. 10	Linda Venable	1983-86
2. 9	Kim Staffey	1991-94
9	Jodi Smith	1993-96
4. 8	Tracie Eudaley	1984-87
5. 7	Taylor Cowan	2011-13
7	Amy Evers	1993-96
6	Renee Enos	1998-01
6	Savannah Carpenter	2013-16
6	Janis Swiderski	1995-96
6	Megan McDonald	2005-08
6	Shelley Trieb	1991-94
6	Carmen Fowler	2008-11

Returning Player in **Bold**



In her only season at Southeast Missouri, Kayla Fortner broke the Redhawks single-season home run record.





# SOUTHEAST MISSOURI SOFTBALL

## SINGLE-SEASON PITCHING

### EARNED RUN AVERAGE

(minimum 50 IP)

1.	0.33	Tracie Eudaley (234.0 IP)	1986
2.	0.36	Tracie Eudaley (212.1 IP)	1985
3.	0.50	Tracie Eudaley (211.1 IP)	1987
4.	0.59	Tracie Eudaley (130.0 IP)	1984
5.	0.62	Beth Russell (157.0 IP)	1988
6.	0.69	Missy Sanges (51.0 IP)	1990
7.	0.77	Alice Marler (263.0 IP)	1991
8.	0.79	Beth Russell (142.0 IP)	1986
9.	0.81	Kenda Webb (78.0 IP)	1983
10.	0.83	Jeanette Vogt (76.0 IP)	1983

### OPPONENT BATTING AVERAGE

(minimum 50 IP)

1.	.167	Kathy Williams (75.2 IP)	1981
2.	.183	Carol Heitman (69.1 IP)	1981
3.	.217	Chris Engelhardt (145.0 IP)	1999
	.217	Giana Zimmerman (185.0 IP)	2009
5.	.220	Linda Ridgely (76.2 IP)	1981
6.	.230	Jenny Doehring (112.0 IP)	2000
7.	.244	Debbie Schmelz (166.2 IP)	1999
8.	.245	Amy Fahnestock (149.1 IP)	2004
9.	<b>.248</b>	<b>Haley Thogmartin (113.0 IP)</b>	<b>2018</b>
10.	.250	Jenny Doehring (160.1 IP)	2001

### WALKS ALLOWED PER INNING GAME

(minimum 50 IP)

1.	0.55	Jeanette Vogt (76.0 IP)	1983
2.	0.60	Tracie Eudaley (211.1 IP)	1987
3.	0.62	Elaine Fisher (91.0 IP)	2005
4.	0.79	Renee Mueller (160.1 IP)	2000
5.	0.82	Chris Engelhardt (77.0 IP)	1996
6.	0.89	Tracie Eudaley (212.1 IP)	1985
7.	0.96	Shelle Wadsworth (80.1 IP)	1990
8.	0.97	Tracie Eudaley (130.0 IP)	1984
9.	0.98	Shelle Wadsworth (214.0 IP)	1989
10.	1.05	Tracie Eudaley (234.0 IP)	1986

### STRIKEOUTS PER INNING GAME

(minimum 50 IP)

1.	6.96	Giana Zimmerman (185.0 IP)	2009
2.	6.55	Chris Engelhardt (77.0 IP)	1996
3.	6.37	Chris Engelhardt (145.0 IP)	1999
4.	5.98	Tracie Eudaley (234.0 IP)	1986
5.	5.63	Sara Reichert (143.0 IP)	1995
6.	5.52	Elaine Fisher (197.2 IP)	2006
7.	5.35	Sara Reichert (120.1 IP)	1996
8.	<b>5.17</b>	<b>Madeline Krumrey (146.2 IP)</b>	<b>2018</b>
	5.17	Keaira Schilling (103.0 IP)	2014
10.	5.08	Debbie Schmelz (166.2 IP)	1999

### WINS

1.	30	Alice Marler	30-11	1991
2.	25	Tracie Eudaley	25-8	1986
3.	23	Tracie Eudaley	23-10	1987
4.	20	Missy Sanges	20-7	1989
5.	19	Debbie Schmelz	19-6	1998
	19	Elaine Fisher	19-20	2008
	19	Giana Zimmerman	19-9	2009
8.	18	Alora Marble	18-8	2011
9.	17	Tracie Eudaley	17-13	1985
	17	Sara Reichert	17-6	1995
	17	Shelle Wadsworth	17-14	1989

### SAVES

1.	4	<b>Rachel Rook</b>
2.	3	Tracie Eudaley
	3	Elaine Fisher
	3	Alice Marler
	3	Melanie Thompson
	3	Lori Neely
	3	Alora Marble
	3	Hannah Durham
	3	Debbie Schmelz
	3	Debbie Kennedy

### APPEARANCES

1.	46	Elaine Fisher
2.	43	Alice Marler
	43	Elaine Fisher
4.	41	Alora Marble
5.	39	Taylor Cowan
	39	Amy Fahnestock
7.	38	Tracie Eudaley
	38	Alora Marble
9.	37	Elaine Fisher
10.	36	Shea Cothren

### GAMES STARTED

1.	38	Alice Marler
2.	34	Elaine Fisher
	34	Elaine Fisher
4.	33	Taylor Cowan
5.	32	Tracie Eudaley
6.	31	Tracie Eudaley
	31	Alora Marble
8.	30	Elaine Fisher
	30	Amy Fahnestock
10.	29	Shelle Wadsworth
	29	Missy Sanges
	29	Tracie Eudaley

### COMPLETE GAMES

1.	34	Alice Marler	1991
2.	30	Tracie Eudaley	1985
3.	27	Tracie Eudaley	1987
	27	Tracie Eudaley	1986
5.	26	Elaine Fisher	2007
6.	25	Elaine Fisher	2006
	25	Shelle Wadsworth	1989
8.	24	Alora Marble	2012
	24	Missy Sanges	1989
10.	23	Elaine Fisher	2008
	23	Giana Zimmerman	2009

### SHUTOUTS

1.	17	Tracie Eudaley	1986
2.	14	Alice Marler	1991
3.	12	Tracie Eudaley	1987
4.	9	Tracie Eudaley	1985
5.	8	Beth Russell	1988
	8	Beth Russell	1987
7.	7	Tracie Eudaley	1984
	7	Chris Engelhardt	1999
	7	Debbie Schmelz	1998
	7	Beth Russell	1986

### INNINGS PITCHED

1.	263.0	Alice Marler	1991
2.	234.1	Elaine Fisher	2008
3.	234.0	Tracie Eudaley	1986
4.	227.0	Elaine Fisher	2007
5.	214.0	Shelle Wadsworth	1989
6.	212.1	Tracie Eudaley	1985
7.	211.1	Tracie Eudaley	1987
8.	206.2	Alora Marble	2012
9.	206.0	Kathy Williams	1982
10.	197.2	Elaine Fisher	2006

### HITS ALLOWED

1.	258	Elaine Fisher	2007
2.	246	Elaine Fisher	2008
3.	218	Madeline Krumrey	2015
4.	216	Alora Marble	2012
5.	205	Taylor Cowan	2013
6.	202	Whitney Dupuis	2010
7.	197	Stefanie Barnes	2010
8.	193	Elaine Fisher	2006
9.	191	Renee Mueller	2000
10.	188	Alice Marler	1991

### EARNED RUNS ALLOWED

1.	105	Taylor Cowan	2013
2.	101	Madeline Krumrey	2015
3.	100	Whitney Dupuis	2010
4.	97	Stefanie Barnes	2010
5.	93	Elaine Fisher	2007
	93	Keaira Schilling	2015
7.	92	Elaine Fisher	2008
8.	87	Kathy Williams	1982
9.	86	Keaira Schilling	2014
10.	<b>79</b>	<b>Madeline Krumrey</b>	<b>2018</b>
	79	Shea Cothren	2011

### WALKS ALLOWED

1.	101	Stefanie Barnes	2010
2.	83	Giana Zimmerman	2009
3.	76	Alice Marler	1990
4.	71	Taylor Cowan	2013
5.	65	Elaine Fisher	2007
6.	62	Whitney Dupuis	2010
	62	Amy Fahnestock	2004
8.	61	Elaine Fisher	2008
9.	60	Shea Cothren	2011
10.	59	Kelly Birk	2003
	59	Kelly Birk	2002

### MOST STRIKEOUTS

1.	200	Tracie Eudaley	1986
2.	184	Giana Zimmerman	2009
3.	160	Elaine Fisher	2008
4.	158	Alice Marler	1991
5.	156	Elaine Fisher	2006
6.	135	Elaine Fisher	2007
	135	Tracie Eudaley	1987
8.	132	Chris Engelhardt	1999
9.	121	Debbie Schmelz	1999
10.	115	Sara Reichert	1995

2018 marks in **Bold**



Madeline Krumrey ranks among SEMO's top 10 leaders in several career categories.



Elaine Fisher is Southeast's career leader in appearances, starts, strikeouts and saves.



# SOUTHEAST MISSOURI SOFTBALL



## CAREER PITCHING

### EARNED RUN AVERAGE

(minimum 100 IP)

1.	0.43	Tracie Eudaley (787.2 IP)	1984-87
2.	0.79	Beth Russell (443.0 IP)	1986-88
3.	0.93	Jeanette Vogt (158.0 IP)	1983-84
4.	1.14	Missy Sanges (233.0 IP)	1989-90
5.	1.22	Alice Marler (601.0 IP)	1990-92
6.	1.28	Shelle Wadsworth (458.1 IP)	1988-91
7.	1.62	Chris Engelhardt (479.1 IP)	1996-99
8.	1.66	Debbie Schmelz (601.1 IP)	1996-99
9.	1.87	Shelley Trieb (116.1 IP)	1991-94
	1.87	Amy Johannsen (464.2 IP)	1992-95

### OPPONENT BATTING AVERAGE

(minimum 100 IP)

1.	.217	Giana Zimmerman (185.0 IP)	2009-10
2.	.242	Jenny Doehring (272.1 IP)	2000-01
3.	.254	Jennifer Dippel (104.0 IP)	2000
4.	.266	Alora Marble (366.0 IP)	2011-12
5.	.269	Mackenzie Hoelting (106.2 IP)	2016-17
6.	.278	Haley Thogmartin (233.1 IP)	2016-pr.
	.278	Stefanie Barnes (288.0 IP)	2009-12
8.	.280	Madeline Krumrey (602.2 IP)	2015-18
9.	.285	Jessica Hunter (193.1 IP)	2003-04
10.	.286	Kristen King (244.2 IP)	2001-02

### WALKS ALLOWED PER INNING GAME

(minimum 100 IP)

1.	0.79	Renee Mueller (160.1 IP)	2000
2.	0.87	Tracie Eudaley (787.2 IP)	1984-87
3.	0.93	Jeanette Vogt (158.0 IP)	1983-84
4.	1.02	Shelle Wadsworth (458.1 IP)	1988-91
5.	1.30	Lori Neely (107.2 IP)	1993
6.	1.44	Missy Sanges (233.0 IP)	1989-90
7.	1.52	Jessica Hunter (193.1 IP)	2003-04
8.	1.53	Beth Russell (443.0 IP)	1986-88
9.	1.55	Elaine Fisher (750.0 IP)	2005-08
10.	1.62	Nikki Mortimer (271.2 IP)	1994-95

### STRIKEOUTS PER INNING GAME

(minimum 100 IP)

1.	6.96	Giana Zimmerman (185.0 IP)	2009-10
2.	5.40	Chris Engelhardt (479.1 IP)	1996-99
3.	4.76	Stephanie Huffman (189.2 IP)	2005-06
4.	4.68	Elaine Fisher (750.0 IP)	2005-08
5.	4.46	Madeline Krumrey (458.0 IP)	2015-18
6.	4.44	Sara Reichert (457.2 IP)	1994-97
7.	4.19	Tracie Eudaley (787.2 IP)	1984-87
8.	4.17	Amy Fahnestock (341.0 IP)	2004-05
9.	4.16	Stefanie Barnes (288.0 IP)	2009-12
10.	4.11	Haley Thogmartin (233.1 IP)	2016-pr.

### WINS

1.	79	Tracie Eudaley	79-37	1984-87
2.	62	Debbie Schmelz	62-34	1996-99
3.	59	Alice Marler	59-29	1990-92
4.	54	Elaine Fisher	54-62	2005-08
5.	54	Chris Engelhardt	54-15	1996-99
6.	51	Sara Reichert	51-20	1994-97
7.	46	Madeline Krumrey	46-41	2015-18
8.	45	Amy Johannsen	45-26	1992-95
9.	41	Beth Russell	41-22	1986-88
10.	39	Shelle Wadsworth	39-31	1988-91

### SAVES

1.	7	Elaine Fisher	2005-08
2.	6	Madeline Krumrey	2015-18
	6	Tracie Eudaley	1984-87
4.	5	Alice Marler	1990-92
5.	5	Debbie Schmelz	1996-99
6.	4	<b>Rachel Rook</b>	<b>2018-pr.</b>
	4	Shelle Wadsworth	1988-91
	4	Hannah Durham	2013-14
	4	Mackenzie Hoelting	2016-17

### APPEARANCES

1.	151	Elaine Fisher	2005-08
2.	127	Tracie Eudaley	1984-87
3.	118	Madeline Krumrey	2015-18
4.	117	Debbie Schmelz	1996-99
5.	103	Chris Engelhardt	1996-99
6.	101	Alice Marler	1990-92
7.	93	Kelly Birk	2002-05
	90	Amy Johannsen	1992-95
9.	88	Taylor Cowan	2011-13
10.	87	Sara Reichert	1994-97

### GAMES STARTED

1.	110	Tracie Eudaley	1984-87
	110	Elaine Fisher	2005-08
3.	102	Madeline Krumrey	2015-18
4.	88	Debbie Schmelz	1996-99
5.	84	Alice Marler	1990-92
6.	77	Chris Engelhardt	1996-99
7.	71	Shelle Wadsworth	1988-91
8.	69	Sara Reichert	1994-97
9.	68	Beth Russell	1986-88
10.	55	Alora Marble	2011-12
	55	Amy Fahnestock	2004-05

### COMPLETE GAMES

1.	102	Tracie Eudaley	1984-87
2.	78	Elaine Fisher	2005-08
3.	72	Alice Marler	1990-92
4.	58	Debbie Schmelz	1996-99
5.	52	Sara Reichert	1994-97
6.	49	Shelle Wadsworth	1988-91
	49	Beth Russell	1986-88
8.	47	Chris Engelhardt	1996-99
9.	42	Madeline Krumrey	2015-18
	42	Amy Johannsen	1992-95

### SHUTOUTS

1.	45	Tracie Eudaley	1984-87
2.	23	Beth Russell	1986-88
3.	20	Alice Marler	1990-92
	20	Shelle Wadsworth	1988-91
5.	18	Elaine Fisher	2005-08
6.	17	Chris Engelhardt	1996-99
7.	15	Debbie Schmelz	1996-99
8.	14	Sara Reichert	1994-97
9.	10	Jenny Doehring	2000-01
10.	9	Amy Johannsen	1992-95

1.	787.2	Tracie Eudaley	1984-87
2.	750.0	Elaine Fisher	2005-08
3.	602.2	Madeline Krumrey	2015-18
4.	601.1	Debbie Schmelz	1996-99
5.	601.0	Alice Marler	1990-92
6.	479.1	Chris Engelhardt	1996-99
7.	464.2	Amy Johannsen	1992-95
8.	458.1	Shelle Wadsworth	1988-91
9.	457.2	Sara Reichert	1994-97
10.	443.0	Beth Russell	1986-88

### HITS ALLOWED

1.	779	Elaine Fisher	2005-08
2.	681	Madeline Krumrey	2015-18
3.	506	Debbie Schmelz	1996-99
4.	488	Alice Marler	1990-92
5.	453	Whitney Dupuis	2008-11
6.	435	Amy Johannsen	1992-95
	435	Tracie Eudaley	1984-87
8.	407	Shelle Wadsworth	1988-91
9.	405	Sara Reichert	1994-97
10.	393	Taylor Cowan	2011-13

### EARNED RUNS ALLOWED

1.	300	Madeline Krumrey	2015-18
2.	260	Elaine Fisher	2005-08
3.	235	Whitney Dupuis	2008-11
4.	210	Taylor Cowan	2011-13
5.	179	Keaira Schilling	2014-15
6.	171	Stefanie Barnes	2009-12
7.	146	Alora Marble	2011-12
8.	143	Debbie Schmelz	1996-99
9.	137	Kelly Birk	2002-05
10.	132	Aubrey Denno	2014-17
	132	Hannah Durham	2013-14

### MOST STRIKEOUTS

1.	501	Elaine Fisher	2005-08
2.	471	Tracie Eudaley	1984-87
3.	384	Madeline Krumrey	2015-18
4.	370	Chris Engelhardt	1996-99
5.	330	Debbie Schmelz	1996-99
6.	315	Alice Marler	1990-92
7.	290	Sara Reichert	1994-97
8.	221	Amy Johannsen	1992-95
9.	203	Amy Fahnestock	2004-05
10.	199	Alora Marble	2011-12

Returning players in **Bold**



Debbie Schmelz ranks second all-time with 62 career wins.



Tracie Eudaley owns six career pitching records.

### INNINGS PITCHED







# SOUTHEAST MISSOURI SOFTBALL

## TEAM SINGLE-SEASON RECORDS

BATTING AVERAGE			AT BATS			RUNS BATTED IN			STOLEN BASE ATTEMPTS			SAVES		
1.	.323 (422-1308)	1996	1.	1670	2011	1.	276	1986	1.	88 (65-88)	2017	1.	<b>7</b>	<b>2018</b>
2.	.302 (415-1373)	1998	2.	1539	2012	2.	250	2011	2.	<b>87 (70-87)</b>	<b>2018</b>	2.	6	1991
3.	.296 (388-1310)	1987	3.	1516	1989	3.	241	1996	3.	82 (68-82)	2012		6	1981
4.	.294 (431-1465)	1986	4.	1492	1997	4.	233	1998	4.	73 (58-73)	2016		6	2011
5.	.291 (377-1296)	2015	5.	1472	2005	5.	<b>230</b>	<b>2018</b>	5.	69 (60-69)	1998		6	2003
6.	.290 (484-1670)	2011	6.	1465	1995	6.	225	1987	6.	67 (53-67)	1993	6.	5	2015
7.	.288 (430-1492)	1997		1465	1986	7.	220	2012	7.	64 (55-64)	1987		5	1998
8.	.286 (362-1264)	1999	8.	1446	1994	8.	218	1995	8.	63 (54-63)	1992	8.	4	2017
9.	.286 (414-1446)	1994	9.	1444	2000		218	1992	9.	61 (50-61)	1997		4	1993
10.	.282 (434-1539)	2012	10.	1424	2004	10.	212	1997		61 (54-61)	1990		4	1984
										61 (53-61)	2011		4	1985
													4	2016
SLUGGING PERCENTAGE			RUNS SCORED			TOTAL BASES			EARNED RUN AVERAGE			COMPLETE GAMES		
1.	.454 (1318 AB)	2007	1.	277	1998	1.	668	2011	1.	0.50 (391.0 IP)	1986	1.	50	1994
2.	.446 (1373 AB)	1998	2.	276	1986	2.	613	1998	2.	0.58 (312.0 IP)	1985	2.	49	1989
3.	.436 (1296 AB)	2015	3.	275	2011	3.	598	2007	3.	0.69 (353.0 IP)	1987	3.	45	1995
4.	.430 (1308 AB)	1996	4.	270	1994	4.	593	1986	4.	0.73 (221.0 IP)	1984	4.	44	1987
5.	.429 (1350 AB)	2006	5.	269	2012	5.	589	2012	5.	0.78 (279.0 IP)	1988	5.	43	2001
6.	.427 (1327 AB)	2017	6.	261	1996	6.	579	2006	6.	0.79 (346.0 IP)	1991		43	1991
7.	.412 (1251 AB)	2016	7.	259	1995		579	2005	7.	1.04 (169.0 IP)	1983		43	1986
8.	.409 (1253 AB)	2013	8.	<b>258</b>	<b>2018</b>	8.	574	1997	8.	1.13 (315.0 IP)	1996	8.	40	1992
9.	.405 (1465 AB)	1986	9.	242	1992	9.	<b>572</b>	<b>2018</b>	9.	1.36 (324.0 IP)	1990		40	1985
10.	.401 (1380 AB)	2008	10.	239	1997	10.	567	2017	10.	1.39 (397.0 IP)	1989	10.	39	1996
ON-BASE PERCENTAGE			HITS			WALKS			OPPONENT BATTING AVERAGE			SHUTOUTS		
1.	.376 (1308 AB)	1996	1.	484	2011	1.	<b>166</b>	<b>2018</b>	1.	.188 (266.2 IP)	1981	1.	25	1986
2.	.366 (1296 AB)	2015	2.	434	2012	2.	159	2010	2.	<b>.256 (346.2 IP)</b>	<b>2018</b>	2.	21	1996
3.	<b>.359 (1349 AB)</b>	<b>2018</b>	3.	431	1986	3.	153	1995	3.	.257 (354.2 IP)	2004	3.	20	1987
4.	.358 (1260 AB)	2010	4.	430	1997	4.	151	1994	4.	.264 (376.1 IP)	2000	4.	17	1991
5.	.358 (1373 AB)	1998	5.	422	1996	5.	146	2009	5.	.267 (331.0 IP)	2001	5.	14	1985
6.	.356 (1327 AB)	2017	6.	415	1998	6.	140	1982	6.	.272 (324.1 IP)	2009		14	1988
7.	.354 (1446 AB)	1994	7.	414	1994	7.	139	1985	7.	.281 (339.1 IP)	2008		14	1984
8.	.350 (1465 AB)	1986	8.	409	1989		139	2015	8.	.282 (326.0 IP)	2017	8.	13	1992
9.	.350 (1670 AB)	2011	9.	406	1995	9.	138	2016	9.	.283 (369.2 IP)	2012		13	1997
10.	.349 (1465 AB)	1995	10.	388	1987	10.	137	2017	10.	.283 (408.1 IP)	2011		13	1999
STOLEN BASE PERCENTAGE			DOUBLES			SACRIFICE FLIES			WALKS ALLOWED/7 INNING GAME			INNINGS PITCHED		
1.	1.000 (28-28)	1983	1.	89	1998	1.	19	1994	1.	1.08 (169.0 IP)	1983	1.	408.1	2011
2.	.929 (52-56)	1989	2.	80	2000	2.	18	1986		1.08 (221.0 IP)	1984	2.	397.0	1989
3.	.909 (50-55)	1988	3.	77	2006		18	1984	3.	1.09 (353.0 IP)	1987	3.	391.0	1986
4.	.886 (31-35)	1984	4.	74	1995	4.	17	1995	4.	1.20 (397.0 IP)	1989	4.	380.0	1994
5.	.885 (54-61)	1990	5.	70	1997	5.	<b>14</b>	<b>2018</b>	5.	1.20 (279.0 IP)	1988	5.	376.1	2000
6.	.870 (60-69)	1998	6.	69	2005		14	2011	6.	1.26 (350.0 IP)	1992	6.	374.1	2005
7.	.869 (53-61)	2011		69	2016		14	1985	7.	1.29 (315.0 IP)	1996	7.	369.2	2012
8.	.865 (32-37)	1982	8.	68	1996	8.	13	1991	8.	1.32 (346.0 IP)	1991	8.	367.2	1995
	.865 (32-37)	2000	9.	67	2004		13	2012	9.	1.32 (391.0 IP)	1986	9.	366.0	1997
				67	2011	10.	11	1993	10.	1.37 (312.0 IP)	1985	10.	354.2	2004
							11	2016						
MOST GAMES PLAYED			TRIPLES			SACRIFICE HITS			STRIKEOUTS/7 INNING GAME			FEWEST HITS ALLOWED		
1.	61	2011	1.	35	1986	1.	119	1994	1.	5.89 (324.1 IP)	2009	1.	100	1983
2.	58	1989	2.	24	1981	2.	114	1991	2.	5.58 (325.0 IP)	1999	2.	149	1984
	58	1994	3.	22	1995	3.	99	1992	3.	5.27 (337.1 IP)	2006	3.	176	1981
	58	1995	4.	21	2017	4.	88	1987	4.	<b>5.25 (346.2 IP)</b>	<b>2018</b>	4.	201	1986
5.	57	1997		21	1982	5.	76	1986	5.	5.11 (315.0 IP)	1996	5.	210	1985
6.	56	1986	6.	20	1988		76	1993	6.	4.65 (391.0 IP)	1986	6.	219	1996
7.	55	2005		20	1993	7.	74	1989	7.	4.33 (339.1 IP)	2008	7.	223	1988
	55	2012	8.	19	1997	8.	71	1995	8.	4.17 (326.0 IP)	2017	8.	246	1987
	55	2000	9.	18	1994	9.	66	1997	9.	4.11 (281.0 IP)	2014	9.	258	1991
10.	<b>53</b>	<b>2018</b>	10.	18	1992	10.	52	2004	10.	4.08 (374.1 IP)	2005		258	1982
	53	1992												
FEWEST GAMES PLAYED			HOME RUNS			STOLEN BASES			MOST WINS			FEWEST RUNS ALLOWED		
1.	23	1983	1.	57	2007	1.	<b>70 (70-87)</b>	<b>2018</b>	1.	40 (40-16)	1986	1.	41	1983
2.	33	1984	2.	43	2006	2.	68 (68-82)	2012	2.	39 (39-13)	1987	2.	53	1984
3.	37	1981	3.	40	2008	3.	65 (65-88)	2017		39 (39-9)	1996	3.	63	1996
4.	41	1988	4.	39	2015	4.	60 (60-69)	1998	4.	38 (38-14)	1991	4.	80	1987
	41	2002	5.	38	2005	5.	58 (58-73)	2016		38 (38-20)	1995	5.	88	1986
6.	45	2014		37	<b>2018</b>	6.	55 (55-64)	1987		38 (38-13)	1998	6.	89	1988
7.	46	2015	6.	<b>37</b>	<b>2018</b>	7.	54 (54-63)	1992	7.	37 (37-21)	1989	7.	95	1991
8.	47	2003	7.	35	2016		54 (54-61)	1990	8.	36 (36-22)	1994	8.	100	1985
9.	48	1999	8.	33	2011	9.	53 (53-67)	1993	9.	35 (35-18)	1992	9.	112	1981
	48	2010	9.	32	2013		53 (53-61)	2011	10.	<b>33 (33-20)</b>	<b>2018</b>	10.	120	1990
			10.	31	2017					33 (33-23)	1997			



# SOUTHEAST MISSOURI SOFTBALL



## TEAM SINGLE-SEASON RECORDS

### FEWEST EARNED RUNS ALLOWED

1.	23	1984
2.	25	1983
3.	26	1985
4.	28	1986
5.	31	1988
6.	35	1987
7.	39	1991
8.	51	1996
9.	61	1981
10.	63	1990

### FEWEST WALKS ALLOWED

1.	26	1983
2.	34	1984
3.	48	1988
4.	55	1987
5.	58	1996
6.	61	1985
7.	63	1992
8.	65	1991
9.	68	1989
10.	74	1986

### STRIKEOUTS

1.	273	2009
2.	260	2018
3.	260	1986
4.	259	1999
5.	254	2006
6.	230	1996
7.	223	2011
8.	218	2005
9.	210	2008
10.	208	1995

### STRIKEOUTS LOOKING

1.	85	2018
2.	72	2009
3.	69	2011
4.	61	2017
5.	57	2013
6.	55	2007
7.	51	2012
8.	49	2010
9.	49	2008
10.	46	2014
	46	2016

### FEWEST DOUBLES ALLOWED

1.	26	1996
2.	33	1994
3.	36	1999
4.	44	1997
5.	45	1998
6.	46	1995
7.	48	1993
8.	49	2017
9.	51	2006
10.	52	2018
	52	2001

### FEWEST TRIPLES ALLOWED

1.	1	2007
2.	2	1996
3.	3	2009
4.	4	2012
	4	1998
	4	2008
7.	5	2018
	5	2016
	5	2005
	5	1999
	5	2002

### FEWEST HOME RUNS ALLOWED

1.	5	1999
	5	1996
3.	6	2002
4.	7	1993
	7	1994
	7	1997
7.	11	1995
8.	13	1998
	13	2000
10.	14	2001

### BATTERS FACED

1.	1900	2011
2.	1690	2012
3.	1640	1989
4.	1594	1995
5.	1578	2008
6.	1556	1997
7.	1555	2015
8.	1543	2013
9.	1534	2010
10.	1514	2007

### FEWEST HIT BATTERS

1.	4	1988
	4	1992
	4	1994
	4	1996
5.	5	1985
	5	1987
7.	6	1991
	6	1990
9.	7	1993
10.	8	1999

### RUNNERS PICKED OFF

1.	5	2018
	4	2012
	4	2014
4.	3	2016
	3	2015
	3	2007
	3	2011
8.	1	2017
	1	2013
	1	1995

### FIELDING PERCENTAGE

1.	.973 (945-413-37)	1996
2.	.970 (1040-356-43)	2018
3.	.966 (1011-481-53)	2006
4.	.965 (1081-518-58)	1997
5.	.964 (1225-502-64)	2011
6.	.963 (1059-562-63)	1987
7.	.961 (1123-531-67)	2005
8.	.960 (975-423-58)	1999
9.	.960 (978-433-59)	2017
10.	.959 (823-469-55)	2002

### CHANCES

1.	1855	1994
2.	1791	2011
3.	1785	1986
4.	1776	1989
5.	1746	2000
6.	1721	2005
7.	1711	2012
8.	1706	1995
9.	1684	1987
10.	1682	2004

### PUTOUTS

1.	1225	2011
2.	1190	1989
3.	1136	1994
4.	1131	1986
5.	1129	2000
6.	1123	2005
7.	1108	2012
8.	1103	1995
9.	1081	1997
10.	1064	2004

### ASSISTS

1.	630	1994
2.	569	1993
3.	563	1986
4.	562	1987
5.	543	2000
6.	533	2003
7.	532	1995
8.	531	2005
9.	530	2004
10.	526	2012

### FEWEST ERRORS

1.	37	1996
2.	43	2018
3.	53	1988
	53	2006
5.	55	2002
6.	58	1997
	58	1999
8.	59	2017
	59	1984
10.	62	2014
	62	2009

### DOUBLE PLAYS TURNED

1.	31	2011
2.	23	2016
	23	2002
4.	20	2003
5.	18	2018
	18	2007
7.	17	1995
	17	2013
9.	16	2012
	16	2010

### FEWEST STOLEN BASES AGAINST

1.	26	2007
2.	28	2018
3.	37	2008
4.	38	2017
5.	45	2014
6.	51	2010
7.	54	2009
8.	59	2015
9.	61	2012
10.	64	2013

### MOST CAUGHT STEALING BY

1.	22	2008
	22	2014
3.	21	2012
4.	19	2013
5.	16	2016
	16	2011
7.	15	2010
8.	14	2017
	14	2007
	14	2009
	14	2015



Carmen Fowler set a new Southeast single-season record with 73 hits in 2011.



Alex Ramirez currently holds the school's career and single-season records in walks.



Michelle Summers is Southeast's all-time career leader in seven different categories, including home runs and RBI.





# SOUTHEAST MISSOURI SOFTBALL

## ANNUAL LEADERS

### BATTING AVERAGE

1981	.355	Jayne Creek
1982	.287	Debbie Kennedy
1983	.211	Lori Alexander
1984	.383	Tracie Eudaley
1985	.313	Connie Simmons
1986	.367	Julie Hume
1987	.374	Pat McDonagh
1988	.301	Julie Hume
1989	.362	Lisa Foster
1990	.298	Ginger Hagler
1991	.319	Cathy Retherford
1992	.364	Karen Hudson
1993	.400	Shelley Trieb
1994	.359	Jodi Smith
1995	.399	Lisa Kraxner
1996	.388	Janis Swiderski
1997	.395	Kim Palmer
1998	.413	Kim Palmer
1999	.409	Jenny Oermann
2000	.321	Jenny Doehring
2001	.388	Renee Enos
2002	.312	Brooke Nett
2003	.333	Brooke Nett
2004	.331	Kelly Birk
2005	.343	Lindsay Pickering
2006	.364	Megan McDonald
2007	.333	Michelle Summers
2008	.406	Megan McDonald
2009	.341	Nicole Troncoso
2010	.345	Nicole Troncoso
2011	.386	Carmen Fowler
2012	.367	Evan Sallis
2013	.403	Alexis Anderson
2014	.424	Savannah Carpenter
2015	.389	Kayla Fortner
2016	.320	Claire Wernig
2017	.412	Rachel Anderson
2018	.373	Rachel Anderson

### SLUGGING PERCENTAGE

1981	.579	Jayne Creek
1982	.456	Debbie Kennedy
1983	.268	Lori Alexander
1984	.467	Tracie Eudaley
1985	.379	Robin Keating
1986	.528	Pat McDonagh
1987	.448	Pat McDonagh
1988	.439	Julie Hume
1989	.462	Lisa Foster
1990	.484	Ginger Hagler
1991	.429	Karen Hudson
1992	.531	Karen Hudson
1993	.629	Shelley Trieb
1994	.536	Robyn Sitzes
1995	.619	Lisa Kraxner
1996	.570	Lisa Kraxner
1997	.622	Kim Palmer
1998	.776	Kim Palmer
1999	.553	Jenny Oermann
2000	.461	Jenny Doehring
2001	.545	Renee Enos

2002	.411	Dawn Piantino
2003	.496	Brooke Nett
2004	.458	Kelly Birk
2005	.593	Michelle Summers
2006	.582	Michelle Summers
2007	.667	Michelle Summers
2008	.691	Michelle Summers
2009	.486	Alex Ramirez
2010	.429	Nicole Troncoso
2011	.527	Shelby Kuryllo
2012	.470	Taylor Cowan
2013	.632	Alexis Anderson
2014	.656	Savannah Carpenter
2015	.832	Kayla Fortner
2016	.557	Haylee Krack
2017	.719	Rachel Anderson
2018	.547	Rachel Anderson

### ON-BASE PERCENTAGE

1981	.383	Monica Buehrle
1982	.358	Debbie Kennedy
1983	.282	Lori Alexander
1984	.395	Tracie Eudaley
1985	.393	Pat McDonagh
1986	.410	Julie Hume
1987	.410	Pat McDonagh
1988	.342	Theresa Schulte
1989	.403	Lisa Foster
1990	.380	Sue Stulgo
1991	.364	Cathy Retherford
	.364	Karen Hudson
1992	.403	Karen Hudson
1993	.436	Shelley Trieb
1994	.404	Robyn Sitzes
1995	.453	Lisa Kraxner
1996	.420	Lisa Kraxner
1997	.439	Kim Palmer
1998	.479	Kim Palmer
1999	.458	Jenny Oermann
2000	.385	Jenny Doehring
2001	.436	Renee Enos
2002	.378	Courtney Eklund
2003	.420	Brooke Nett
2004	.403	Kelly Birk
2005	.419	Kelly Birk
2006	.410	Megan McDonald
2007	.440	Michelle Summers
2008	.472	Michelle Summers
2009	.456	Alex Ramirez
2010	.419	Melissa Walker
2011	.445	Carmen Fowler
2012	.405	Evan Sallis
2013	.434	Alexis Anderson
2014	.483	Savannah Carpenter
2015	.523	Kayla Fortner
2016	.392	Savannah Carpenter
2017	.483	Rachel Anderson
2018	.469	Rachel Anderson

### ATBATS

1981	110	Monica Buehrle
1982	166	Tina Revelle
1983	81	Twanda Moore
1984	107	Tracie Eudaley
1985	145	Robin Keating
1986	178	Pat McDonagh
1987	164	Tracie Eudaley
1988	136	Lisa Thornton
1989	176	Lisa Thornton
	176	Jackie Craig
1990	148	Karen Hudson
	148	Alice Marler
1991	159	Carol Chilton
1992	162	Karen Hudson
1993	142	Amy Evers
1994	183	Amy Evers
1995	169	Amy Evers
	169	Kelly Heatherington
1996	152	Janis Swiderski
1997	186	Chris Shetley
1998	176	Chris Shetley
1999	161	Ricki DeArmon
2000	181	Kelsey White
2001	147	Reagan Hamlin
2002	124	Dawn Piantino
2003	141	Kate Groden
2004	166	Kelly Birk
2005	182	Michelle Summers
2006	170	Michelle Summers
2007	159	Stacia Dopudja
2008	167	Jennifer Vasquez
2009	154	Renee Kertz
2010	168	Nicole Troncoso
2011	208	Evan Sallis
2012	188	Evan Sallis
2013	147	Kaitlin Zink
2014	125	Savannah Carpenter
2015	151	Taylor McDannold
	151	Lindsey Patterson
2016	169	Claire Wernig
2017	153	Rachel Anderson
2018	150	Rachel Anderson

### RUNS SCORED

1981	21	Monica Buehrle
1982	20	Jo Ann Betts
1983	11	Kathy Rediger
1984	20	Lori Alexander
1985	23	Lori Alexander
	23	Pat McDonagh
1986	41	Pat McDonagh
1987	34	Pat McDonagh
1988	17	Theresa Schulte
1989	29	Lisa Foster
1990	26	Lisa Thornton
1991	37	Karen Hudson
1992	46	Karen Hudson
1993	25	Robyn Horace
	25	Gail Salger
1994	38	Amy Evers
1995	40	Kelly Heatherington

1996	37	Janis Swiderski
1997	41	Kim Palmer
1998	48	Kim Palmer
1999	29	Jenny Oermann
2000	32	Jenny Doehring
2001	31	Jenny Doehring
2002	22	Dawn Piantino
2003	23	Kate Gordon
2004	25	Suzi Lair
2005	47	Michelle Summers
2006	39	Michelle Summers
2007	36	Michelle Summers
2008	39	Michelle Summers
2009	25	Renee Kertz
2010	27	Shelby Stein
	27	Carmen Fowler
2011	43	Evan Sallis
2012	41	Evan Sallis
2013	27	Kaitlin Zink
	27	Alexis Anderson
2014	25	Haylee Krack
2015	42	Kayla Fortner
2016	32	Claire Wernig
2017	36	Mykaela Arellanes
2018	36	Rachel Anderson

### HITS

1981	39	Monica Buehrle
1982	39	Tina Revelle
	39	Debbie Kennedy
1983	22	Linda Venable
1984	41	Tracie Eudaley
1985	43	Tracie Eudaley
1986	61	Pat McDonagh
1987	61	Pat McDonagh
1988	37	Julie Hume
1989	61	Sue Stulgo
1990	38	Alice Marler
	38	Sue Stulgo
1991	47	Andria Gaines
1992	59	Karen Hudson
1993	56	Shelley Trieb
1994	55	Gail Salger
1995	67	Lisa Kraxner
1996	59	Janis Swiderski
1997	68	Kim Palmer
1998	68	Jenny Oermann
1999	54	Jenny Oermann
2000	53	Kelsey White
	53	Jenny Doehring
2001	52	Renee Enos
2002	35	Dawn Piantino
2003	43	Brooke Nett
2004	55	Kelly Birk
2005	60	Michelle Summers
2006	55	Michelle Summers
	55	Megan McDonald
2007	52	Stacia Dopudja
2008	67	Megan McDonald
2009	46	Alex Ramirez
	46	Nicole Troncoso
2010	58	Nicole Troncoso





# SOUTHEAST MISSOURI SOFTBALL



## ANNUAL LEADERS

2011	73	Carmen Fowler
2012	69	Evan Sallis
2013	58	Alexis Anderson
2014	53	Savannah Carpenter
2015	54	Lindsey Patterson
2016	54	Claire Wernig
2017	63	Rachel Anderson
2018	56	Rachel Anderson

### RUNS BATTED IN

1981	25	Jayne Creek
1982	15	Becky Bollinger
	15	Debbie Kennedy
1983	12	Karen Watwood
1984	25	Christy Barks
1985	29	Linda Venable
1986	41	Tracie Eudaley
1987	38	Tracie Eudaley
1988	23	Julie Hume
1989	22	Theresa Schulte
1990	30	Alice Marler
1991	24	Alice Marler
1992	45	Karen Hudson
1993	46	Shelley Trieb
1994	26	Robin Sitzes
1995	43	Lisa Kraxner
1996	37	Lisa Kraxner
	37	Jodi Smith
1997	41	Kim Palmer
1998	44	Kim Palmer
1999	33	Renee Enos
2000	28	Courtney Eklund
2001	26	Jenny Doebling
2002	16	Reagan Hamlin
2003	24	Alana Bagby-Leonard
2004	20	Alana Bagby-Leonard
2005	31	Kelly Birk
2006	33	Michelle Summers
2007	40	Stacia Dopudja
2008	41	Megan McDonald
2009	27	Jennifer Vasquez
	27	Alex Ramirez
2010	25	Jennifer Vasquez
2011	48	Renee Kertz
2012	45	Renee Kertz
2013	28	Taylor Cowan
2014	29	Savannah Carpenter
2015	48	Kayla Fortner
2016	30	Savannah Carpenter
2017	33	Rachel Anderson
2018	37	Sarah Messex

### DOUBLES

1981	5	Monica Buehrle
1982	6	Debbie Kennedy
	6	Becky Bollinger
1983	7	Kathy Rediger
1984	7	Tracie Eudaley
1985	4	Lori Alexander
1986	9	Tracie Eudaley
1987	7	Chris Wood
1988	6	Julie Hume

1989	10	Andria Gaines
1990	14	Alice Marler
1991	8	Shelley Trieb
1992	11	Karen Hudson
1993	18	Shelley Trieb
1994	9	Amy Evers
1995	15	Jodi Smith
1996	13	Jodi Smith
1997	17	Chris Shetley
1998	23	Chris Shetley
1999	10	Anne Trieb
2000	14	Jenny Doebling
2001	10	Renee Enos
2002	10	Courtney Eklund
	10	Dawn Piantino
2003	8	Brooke Nett
2004	18	Kelly Birk
2005	16	Michelle Summers
2006	13	Stephanie Huffman
2007	11	Stacia Dopudja
2008	15	Megan McDonald
2009	11	Carmen Fowler
2010	9	Nicole Troncoso
2011	12	Taylor Cowan
	12	Carmen Fowler
2012	12	Lindsey Patterson
2013	9	Taylor Cowan
	9	Kaitlin Zink
2014	9	Savannah Carpenter
2015	10	Kayla Fortner
2016	12	Harli Wheeler
2017	10	Rachel Anderson
2018	11	Rachel Anderson

### TRIPLES

1981	10	Jayne Creek
1982	7	Debbie Kennedy
1983	4	Kathy Rediger
1984	4	Kathy Rediger
	4	Lisa Bean
1985	3	Tracie Eudaley
	3	Lori Alexander
1986	7	Julie Hume
	7	Robin Keating
1987	4	Chris Wood
1988	4	Theresa Schulte
	4	Julie Hume
1989	3	Karen Hudson
1990	4	Ginger Hagler
1991	5	Ginger Hagler
1992	4	Traci Wren
	4	Robin Sitzes
1993	4	Lesley Mueller
1994	5	Lesley Mueller
1995	7	Lisa Kraxner
1996	4	Janis Swiderski
	4	Lisa Kraxner
1997	7	Kim Palmer
1998	2	Chris Shetley
	2	Jenny Oermann
1999	5	Kelsey White
2000	7	Kelsey White

2001	4	Jenny Doebling
2002	2	Christine Knobbe
2003	2	Brooke Nett
	2	Kelly Birk
2004	2	Lindsay Pickering
2005	3	Stephanie Mata
2006	2	Lindsay Pickering
2007	1	Michelle Summers
	1	Lindsay Pickering
2008	1	Carmen Fowler
	1	Whitney Dupuis
2009	2	Jennifer Vasquez
2010	2	Carmen Fowler
2011	3	Carmen Fowler
2012	3	Evan Sallis
2013	2	Lindsey Patterson
2014	1	Savannah Carpenter
2015	2	Shelby Eccles
2016	3	Harli Wheeler
2017	8	Rachel Anderson
2018	6	Rachel Anderson

### HOME RUNS

1981	5	Debbie Kennedy
1982	2	Kathy Rediger
1983	2	Karen Watwood
	2	Linda Venable
1984	2	Christy Barks
1985	2	Connie Simmons
	2	Robin Keating
1986	6	Pat McDonagh
1987	3	Kelly Nelis
1988	1	Andria Gaines
	1	Julie Hume
	1	Mimi Trouy
1989	3	Jackie Craig
1990	3	Ginger Hagler
1991	2	Karen Hudson
1992	4	Karen Hudson
1993	5	Traci Wren
1994	6	Robyn Sitzes
1995	3	Lisa Kraxner
	3	Jodi Smith
1996	4	Kim Palmer
	4	Lisa Kraxner
1997	5	Chris Shetley
	5	Kim Palmer
1998	11	Kim Palmer
1999	3	Jenny Oermann
2000	3	Courtney Eklund
	3	Renee Enos
2001	4	Jenny Doebling
2002	2	Dawn Piantino
	2	Reagan Hamlin
	2	Jennifer Cobin
	2	Jamie Birk
2003	6	Alana Bagby-Leonard
2004	3	Alana Bagby-Leonard
2005	10	Michelle Summers
2006	11	Michelle Summers
2007	14	Michelle Summers
2008	13	Michelle Summers

2009	6	Alex Ramirez
2010	3	Carmen Fowler
2011	9	Shelby Kuryllo
2012	6	Renee Kertz
2013	9	Simone Patterson
2014	10	Haylee Krack
2015	16	Kayla Fortner
2016	8	Haylee Krack
2017	7	Rachel Anderson
2018	8	Sarah Messex

### TOTAL BASES

1981	62	Jayne Creek
1982	62	Debbie Kennedy
1983	37	Kathy Rediger
1984	50	Tracie Eudaley
1985	55	Robin Keating
1986	94	Pat McDonagh
1987	73	Pat McDonagh
1988	54	Julie Hume
1989	65	Sue Stulgo
1990	60	Ginger Hagler
	60	Alice Marler
1991	63	Karen Hudson
1992	86	Karen Hudson
1993	88	Shelley Trieb
1994	67	Robyn Sitzes
	67	Gail Salger
1995	104	Lisa Kraxner
1996	85	Lisa Kraxner
1997	107	Kim Palmer
1998	111	Kim Palmer
1999	73	Jenny Oermann
2000	82	Kelsey White
2001	73	Renee Enos
2002	51	Dawn Piantino
2003	64	Brooke Nett
2004	76	Kelly Birk
2005	108	Michelle Summers
2006	99	Michelle Summers
2007	102	Michelle Summers
2008	114	Michelle Summers
2009	67	Alex Ramirez
2010	72	Nicole Troncoso
2011	97	Carmen Fowler
2012	85	Taylor Cowan
2013	91	Alexis Anderson
2014	82	Savannah Carpenter
2015	109	Kayla Fortner
2016	67	Danielle Turner
2017	110	Rachel Anderson
2018	82	Rachel Anderson

### WALKS

1981	11	Kathy Rediger
1982	16	Becky Bollinger
1983	7	Kathy Rediger
	7	Lori Alexander
1984	12	Karen Watwood
	12	Linda Venable
1985	27	Kathy Blair
1986	19	Pat McDonagh





# SOUTHEAST MISSOURI SOFTBALL

## ANNUAL LEADERS

1987	15	Connie Simmons	1997	8	Janis Swiderski	2011	54	Kaitlin Zink	2014	2	Jamie Woodworth
1988	12	Theresa Schulte	1998	3	Chris Shetley	2012	29	Kaitlin Zink	2015	2	Meaghan Touchette
1989	29	Karen Hudson	1999	5	Chris Shetley	2013	31	Kaitlin Zink	2016	2	Savannah Carpenter
1990	18	Sue Stulgo	2000	7	Anne Trieb	2014	31	Leah Duffe	2017	2	Kayla Fortner
1991	17	Shelley Trieb	2001	14	Brooke Nett	2015	20	Meaghan Touchette	2018	2	Savannah Carpenter
1992	16	Alice Marler	2002	4	Brooke Nett	2016	28	Sarah Messex		2	Danielle Turner
	16	Robyn Horace	2003	10	Brooke Nett		28	Darby Pruett		2	Darby Pruett
1993	14	Robyn Horace	2004	9	Brooke Nett	2017	34	Darby Pruett		2	Riley Hayes
1994	20	Shelley Trieb	2005	6	Victoria Torrez	2018	42	Ashley Ellis		2	Savannah Carpenter
	20	Julie Davis	2006	4	Victoria Torrez				2017	3	Parker Bandy
	20	Amy Evers		4	Michelle Summers				2018	4	Abby Tillotson
1995	25	Kelly Heatherington		4	Stephanie Huffman						
1996	20	Jodi Smith	2007	5	Michelle Summers						
1997	19	Tami Hebert	2008	10	Michelle Summers						
1998	24	Tami Hebert	2009	4	Elise Sperakos	1984	3	Lisa Bean			
1999	24	Tami Hebert	2010	8	Shelby Stein	1985	5	Tracie Eudaley			
2000	17	Jenny Doebling	2011	7	Shelby Stein	1986	4	Christy Barks			
2001	17	Jenny Doebling	2012	8	Lindsey Patterson	1987	1	Linda Venable			
2002	16	Courtney Eklund	2013	6	Lindsey Patterson		1	Connie Simmons			
	16	Dawn Piantino	2014	6	Lindsey Patterson		1	Kelly Nelis			
2003	19	Amy Murphy	2015	3	Jamie Woodworth	1988	1	Dina Doolen			
2004	20	Suzi Lair		3	Meaghan Touchette	1989	3	Tracie Eudaley			
2005	28	Kelly Birk		3	Lindsey Patterson	1991	3	Ann Dooley			
2006	19	Charlene Ramirez	2016	10	Haylee Krack	1992	2	Theresa Schulte			
2007	24	Michelle Summers	2017	4	Claudia Gallo	1993	4	Cathy Retherford			
2008	25	Alex Ramirez		4	Darby Pruett	1994	6	Karen Hudson			
2009	29	Alex Ramirez	2018	9	Sarah Messex	1995	4	Shelley Trieb			
							4	Kim Staffey			
							4	Lisa Kraxner			
							3	Jodi Smith			
							3	Jodi Smith			
							3	Janis Swiderski			
							3	Kim Palmer			
							1	Melissa Thornton			
							1	Michelle Frank			
							3	Tami Hebert			
							1	Renee Enos			
							1	Tami Hebert			
							1	Joanna Hicks			
							1	Michelle Frank			
							1	Courtney Eklund			
							3	Renee Enos			
							2	Renee Enos			
							2	Erica Bonilla			
							2	Kemi Rampi			
							2	Brooke Nett			
							1	Reagan Hamlin			
							1	Dawn Piantino			
							2	Kate Groden			
							2	Suzi Lair			
							3	Megan McDonald			
							3	Jennifer Monaghan			
							2	Katie Otterness			
							2	Lauren Bradley			
							1	Alex Ramirez			
							1	Lauren Bradley			
							1	Jennifer Vasquez			
							2	Jennifer Vasquez			
							2	Nicole Troncoso			
							5	Carmen Fowler			
							3	Renee Kertz			
							3	Brittany Smith			
							1	Taylor Cowan			
							1	Simone Patterson			
							1	Xia Wilson			

### SACRIFICE FLIES

1984	3	Lisa Bean
	3	Tracie Eudaley
	3	Christy Barks
1985	5	Linda Venable
1986	4	Connie Simmons
1987	1	Kelly Nelis
	1	Dina Doolen
	1	Tracie Eudaley
1988	1	Ann Dooley
1989	3	Theresa Schulte
1991	3	Cathy Retherford
1992	2	Karen Hudson
1993	4	Shelley Trieb
1994	6	Kim Staffey
1995	4	Lisa Kraxner
	4	Jodi Smith
1996	3	Jodi Smith
	3	Janis Swiderski
1997	1	Kim Palmer
	1	Melissa Thornton
	1	Michelle Frank
1998	3	Tami Hebert
1999	1	Renee Enos
	1	Tami Hebert
	1	Joanna Hicks
	1	Michelle Frank
	1	Courtney Eklund
2000	3	Renee Enos
2001	2	Renee Enos
	2	Erica Bonilla
	2	Kemi Rampi
2002	1	Brooke Nett
	1	Reagan Hamlin
	1	Dawn Piantino
2003	2	Kate Groden
2004	2	Suzi Lair
2005	3	Megan McDonald
2006	3	Jennifer Monaghan
2007	2	Katie Otterness
2008	2	Lauren Bradley
2009	1	Alex Ramirez
	1	Lauren Bradley
	1	Jennifer Vasquez
2010	2	Jennifer Vasquez
	2	Nicole Troncoso
2011	5	Carmen Fowler
2012	3	Renee Kertz
	3	Brittany Smith
2013	1	Taylor Cowan
	1	Simone Patterson
	1	Xia Wilson

### SACRIFICE HITS

1981	7	Jayne Creek
	7	Margaret Schelich
1982	7	Jo Ann Betts
1984	3	Twanda Moore
	3	Karen Watwood
1985	6	Tracie Eudaley
	6	Carolyn Geile
	6	Linda Venable
1986	13	Linda Venable
	13	Kelly Nelis
1987	14	Kelly Nelis
1988	9	Julie Hume
1989	13	Sue Stulgo
1990	10	Lisa Thornton
1991	21	Alice Marler
1992	23	Robyn Horace
1993	16	Robyn Horace
1994	19	Lesley Mueller
1995	15	Amy Evers
1996	15	Kelly Heatherington
1997	15	Jenny Oermann
1998	9	Tami Hebert
1999	8	Joanna Hicks
2000	7	Brooke Nett
2001	9	Kemi Rampi
2002	7	Kemi Rampi
2003	9	Kate Groden
2004	12	Amy Murphy
	12	Victoria Torrez
2005	11	Victoria Torrez
2006	15	Charlene Ramirez
2007	9	Stephanie Mata
2008	8	Jennifer Vasquez
2009	9	Elise Sperakos
2010	9	Shelby Stein
2011	8	Kaitlin Zink
	8	Shelby Kuryllo
2012	8	Evan Sallis
2013	8	Xia Wilson
2014	9	Chelsea Smith
2015	5	India Davis
2016	8	Harli Wheeler
2017	6	Brooke Rheinecker
2018	8	Brooke Rheinecker

### HIT BY PITCH

1981	1	Tami Branson
	1	Debbie Schill
1982	1	Becky Bollinger
	1	Sherry Hamilton
	1	Kathy Rediger
1985	1	Lori Alexander
	1	Tracie Eudaley
	1	Twanda Moore
1986	5	Kelly Nelis
1987	3	Kelly Nelis
1988	1	Kathy Knaup
1989	2	Lisa Thornton
1990	4	Sue Stulgo
1991	2	Cathy Retherford
1992	3	Julie Davis
1993	2	Kim Staffey
1994	2	Julie Davis
	2	Robyn Sitzes
	2	Shelley Trieb
1995	8	Julie Davis
1996	2	Kelly Heatherington
	2	Lisa Kraxner
	2	Karen Noel



# SOUTHEAST MISSOURI SOFTBALL



## ANNUAL LEADERS

### STOLEN BASES

1981	5	Jo Ann Betts
1982	7	Tina Revelle
	7	Debbie Kennedy
1983	12	Twanda Moore
1984	13	Twanda Moore
1985	13	Pat McDonagh
1986	13	Pat McDonagh
1987	17	Pat McDonagh
1988	10	Lisa Thornton
1989	28	Lisa Thornton
1990	31	Lisa Thornton
1991	12	Carol Chilton
1992	32	Julie Lehmbeck
1993	30	Julie Davis
1994	13	Amy Evers
1995	6	Erin Frazier
1996	11	Erin Frazier
1997	14	Kim Palmer
1998	13	Michelle Frank
1999	9	Ricki DeArmon
2000	11	Kelsey White
2001	7	Brooke Nett
2002	9	Michelle Lunsford
2003	4	Stacey Declue
	4	Amy Murphy
2004	3	Stephanie Mata
2005	6	Callie Brittan
2006	5	Lindsay Pickering
2007	5	Stephanie Mata
2008	4	Carmen Fowler
2009	4	Shelby Stein
2010	5	Melissa Walker
2011	20	Cheyenne Gipson
2012	22	Evan Sallis
2013	18	Kaitlin Zink
2014	8	Nicole Deering
2015	10	India Davis
2016	14	Harli Wheeler
2017	16	Mykaela Arellanes
2018	15	Rachel Anderson

### EARNED RUN AVERAGE

1981	1.01	Carol Heitman
1982	2.96	Kathy Williams
1983	0.81	Kenda Webb
1984	0.59	Tracie Eudaley
1985	0.36	Tracie Eudaley
1986	0.33	Tracie Eudaley
1987	0.50	Tracie Eudaley
1988	0.62	Beth Russell
1989	1.27	Missy Sanges
1990	0.69	Missy Sanges
1991	0.77	Alice Marler
1992	1.14	Melanie Thompson
1993	1.34	Amy Johannsen
1994	1.20	Nikki Mortimer
1995	1.66	Sara Reichert
1996	0.91	Chris Engelhardt
1997	1.35	Chris Engelhardt
1998	1.43	Debbie Schmelz
1999	1.35	Chris Engelhardt

2000	1.69	Jenny Doehring
2001	2.36	Jenny Doehring
2002	2.58	Kristen King
2003	2.44	Jessica Hunter
2004	2.09	Kelly Birk
2005	1.69	Elaine Fisher
2006	1.88	Elaine Fisher
2007	2.87	Elaine Fisher
2008	2.75	Elaine Fisher
2009	2.42	Giana Zimmerman
2010	3.79	Stefanie Barnes
2011	2.99	Alora Marble
2012	2.64	Alora Marble
2013	4.18	Taylor Cowan
2014	4.41	Hannah Durham
2015	4.00	Madeline Krumrey
2016	3.64	Madeline Krumrey
2017	2.38	Madeline Krumrey
2018	2.04	Haley Thogmartin

### INNINGS PITCHED

1981	76.2	Linda Ridgely
1982	206.0	Kathy Williams
1983	78.0	Kenda Webb
1984	130.0	Tracie Eudaley
1985	212.1	Tracie Eudaley
1986	234.0	Tracie Eudaley
1987	211.1	Tracie Eudaley
1988	157.0	Beth Russell
1989	214.0	Shelle Wadsworth
1990	178.0	Alice Marler
1991	263.0	Alice Marler
1992	160.0	Alice Marler
1993	136.0	Amy Johannsen
1994	151.1	Nikki Mortimer
1995	143.0	Sara Reichert
1996	120.1	Sara Reichert
1997	150.0	Debbie Schmelz
1998	167.0	Debbie Schmelz
1999	166.2	Debbie Schmelz
2000	160.1	Renee Mueller
2001	160.1	Jenny Doehring
2002	117.0	Kelly Birk
2003	106.1	Jessica Hunter
2004	149.1	Amy Fahnestock
2005	191.2	Amy Fahnestock
2006	197.2	Elaine Fisher
2007	227.0	Elaine Fisher
2008	234.1	Elaine Fisher
2009	185.0	Giana Zimmerman
2010	179.0	Stefanie Barnes
2011	159.1	Alora Marble
2012	206.2	Alora Marble
2013	176.0	Taylor Cowan
2014	103.0	Keaira Schilling
2015	176.2	Madeline Krumrey
2016	138.1	Madeline Krumrey
2017	141.0	Madeline Krumrey
2018	146.2	Madeline Krumrey

### HITS ALLOWED

1981	57	Linda Ridgely
1982	164	Kathy Williams
1983	45	Kenda Webb
1984	80	Tracie Eudaley
1985	124	Tracie Eudaley
1986	99	Beth Russell
1987	136	Tracie Eudaley
1988	116	Beth Russell
1989	172	Shelle Wadsworth
1990	159	Alice Marler
1991	188	Alice Marler
1992	141	Alice Marler
1993	113	Amy Johannsen
1994	114	Nikki Mortimer
1995	131	Nikki Mortimer
1996	88	Sara Reichert
1997	141	Debbie Schmelz
1998	124	Debbie Schmelz
1999	155	Debbie Schmelz
2000	191	Renee Mueller
2001	170	Kristen King
2002	126	Kelly Birk
2003	130	Jessica Hunter
2004	140	Amy Fahnestock
2005	182	Amy Fahnestock
2006	193	Elaine Fisher
2007	258	Elaine Fisher
2008	246	Elaine Fisher
2009	148	Giana Zimmerman
2010	202	Whitney Dupuis
2011	169	Alora Marble
2012	216	Alora Marble
2013	205	Taylor Cowan
2014	137	Keaira Schilling
2015	218	Madeline Krumrey
2016	154	Madeline Krumrey
2017	149	Madeline Krumrey
2018	160	Madeline Krumrey

### RUNS ALLOWED

1981	36	Kathy Williams
1982	112	Kathy Williams
1983	20	Jeanette Vogt
1984	31	Tracie Eudaley
1985	57	Tracie Eudaley
1986	55	Beth Russell
1987	42	Beth Russell
1988	50	Beth Russell
1989	76	Shelle Wadsworth
1990	64	Alice Marler
1991	67	Alice Marler
1992	70	Alice Marler
1993	56	Lori Neely
1994	50	Amy Johannsen
1995	66	Nikki Mortimer
1996	27	Debbie Schmelz
1997	58	Debbie Schmelz
	58	Sara Reichert
1998	66	Chris Engelhardt
1999	63	Debbie Schmelz
2000	89	Renee Mueller

2001	88	Kristen King
2002	67	Kelly Birk
2003	83	Kelly Birk
2004	87	Amy Fahnestock
2005	94	Amy Fahnestock
2006	80	Stephanie Huffman
2007	145	Elaine Fisher
2008	131	Elaine Fisher
2009	86	Giana Zimmerman
2010	133	Stefanie Barnes
2011	93	Alora Marble
2012	108	Alora Marble
2013	146	Taylor Cowan
2014	97	Keaira Schilling
2015	122	Madeline Krumrey
2016	94	Madeline Krumrey
2017	69	Alexis Estes
2018	88	Madeline Krumrey

### EARNED RUNS ALLOWED

1981	19	Linda Ridgely
1982	87	Kathy Williams
1983	9	Kenda Webb
	9	Jeanette Vogt
1984	12	Jeanette Vogt
1985	11	Tracie Eudaley
1986	16	Beth Russell
1987	20	Beth Russell
1988	17	Shelle Wadsworth
1989	45	Shelle Wadsworth
1990	31	Alice Marler
1991	29	Alice Marler
1992	45	Alice Marler
1993	42	Lori Neely
1994	30	Amy Johannsen
1995	47	Nikki Mortimer
1996	21	Debbie Schmelz
1997	50	Sara Reichert
1998	49	Chris Engelhardt
1999	46	Debbie Schmelz
2000	60	Renee Mueller
2001	60	Kristen King
2002	46	Rachel Van Fleet
2003	55	Kelly Birk
2004	62	Amy Fahnestock
2005	66	Amy Fahnestock
2006	66	Stephanie Huffman
2007	93	Elaine Fisher
2008	92	Elaine Fisher
2009	66	Whitney Dupuis
2010	100	Whitney Dupuis
2011	79	Shea Cothren
2012	78	Alora Marble
2013	105	Taylor Cowan
2014	86	Keaira Schilling
2015	101	Madeline Krumrey
2016	72	Madeline Krumrey
2017	56	Alexis Estes
2018	79	Madeline Krumrey







# SOUTHEAST MISSOURI SOFTBALL

## YEARLY RESULTS

### 1977 Marge Mates (6-6)

No Results Available

### 1978 Marge Mates (7-8)

No Results Available

### 1979 Marge Mates (9-9)

No Results Available

### 1980 Marge Mates (21-18)

No Results Available

### 1981 Marge Mates (22-14-1)

Central Michigan	W	1-0
Grandview	W	5-2
Missouri State	W	2-0
Saint Louis	W	4-0
Saint Louis	L	1-3
Minnesota-Duluth	W	12-1
Oklahoma	L	2-7
Oklahoma State	L	1-11
Oklahoma State	L	2-4
Missouri Southern	W	10-0
Northwest Missouri	T	2-2
Northwest Missouri	W	2-0
Iowa State	L	0-2
Texas Woman's	L	1-8
Pittsburg State	L	3-9
Southern Illinois	W	5-2
Iowa	W	7-2
Missouri State	W	8-7
Southern Illinois	W	5-0
Southern Illinois	L	1-2
McKendree	W	3-1
SIU Edwardsville	L	3-5
Southern Illinois	W	6-4
Southern Illinois	W	12-3
Florissant Valley	L	5-9
SIU Edwardsville	W	3-1
William Woods	W	2-1
Florissant Valley	W	8-0
SIU Edwardsville	W	3-2
William Woods	W	3-1
Missouri Southern	L	3-8
Missouri Western	W	5-4
William Woods	W	2-1
Missouri-St. Louis	L	1-2
North Dakota	L	2-3
Benedictine	W	9-1
Central Missouri	L	3-4

### 1982 Brenda Bruckner (21-28)

at Central Oklahoma	L	1-7
at Wichita State	W	4-0
at Central Oklahoma	L	0-5
at Oklahoma Baptist	L	2-4
at Oklahoma Baptist	L	6-8
at Nebraska Wesleyan	L	1-7
at Missouri State	L	0-8
at Missouri State	L	0-10
at Pittsburg State	L	3-11
at Pittsburg State	L	1-10
Missouri-St. Louis	W	3-2
Missouri-St. Louis	W	1-0
Saint Louis	W	2-1
Saint Louis	L	0-8
Central Michigan	L	0-6
Central Michigan	L	0-8
at Belleville JC	W	11-3
at Belleville JC	W	19-5
Meramec-St. Louis	L	0-4
Meramec-St. Louis	W	4-1
at Culver-Stockton	L	7-8
at Central Methodist	W	3-0
at William Woods	L	0-10
at Central Iowa	W	4-2
at Southern Illinois	W	1-0
at Southern Illinois	L	3-4
Missouri-St. Louis	W	4-2
Nicholls State	L	0-10
Truman State	L	1-4
Lincoln	W	2-1
SIU Edwardsville	L	1-4
SIU Edwardsville	W	4-1
Mineral Area CC	W	10-3
at Western Illinois	L	0-6
at Evansville	L	0-5
at Southern Illinois	L	5-7
at Central Missouri	W	4-2
at Northwest Missouri	L	2-7
at Central Missouri	W	3-0
at Northwest Missouri	L	4-5
at Southern Illinois	W	3-2
at Southern Illinois	L	4-5
Saint Louis	L	4-5
Saint Louis	W	2-1
at Northwest Missouri	L	0-4
at Northwest Missouri	L	2-3
at Truman State	W	5-1
at Missouri S&T	W	7-2
at Lincoln	W	4-1

### 1983 Lana Richmond (13-10, 3-3 MIAA)

3/25 at Wisconsin	L	2-3
3/25 at Western Illinois	L	0-4
3/29 at Southern Illinois	L	0-10
3/29 at Southern Illinois	L	0-5
4/12 at SIU Edwardsville	W	4-3
4/12 at SIU Edwardsville	L	1-6
4/15 at Southern Illinois	W	5-3
4/15 at SIU Edwardsville	W	4-2
4/16 at Eastern Illinois	W	2-0
4/16 at SIU Edwardsville	L	0-1
4/17 Missouri-St. Louis*	W	2-1
4/17 Truman State*	L	3-4
4/17 SIU Edwardsville	L	0-4

4/19 Saint Louis	W	7-0
4/19 Saint Louis	W	3-0
4/23 at Indiana State	W	2-1
4/23 at Indiana State	W	3-2 (9)
4/23 at Missouri-St. Louis*	W	6-0
4/23 at Lincoln*	W	6-3
4/29 at Missouri-St. Louis*	L	2-3 (14)
4/29 at Central Missouri*	L	2-5

\* - MIAA Game

### 1984 Lana Richmond (25-8, 8-2 MIAA)

3/25 vs. Northwest Missouri	L	8-9
3/25 vs. Central Oklahoma	W	4-0
3/30 at Evansville	L	1-3
3/30 vs. Ball State	W	3-0
3/31 at Evansville	W	5-4
3/31 vs. Ball State	W	9-0
3/31 vs. Illinois-Chicago	W	6-0
4/3 at Southern Illinois	L	3-4
4/3 at Southern Illinois	W	4-0
4/7 Missouri-St. Louis*	W	5-0
4/7 Missouri S&T*	W	11-0
4/7 Central Missouri*	W	1-0
4/7 Truman State*	W	3-2
4/8 Lincoln*	W	17-1
4/8 Northwest Missouri*	W	4-2
4/14 Arkansas State	W	9-1
4/14 Mississippi State	W	2-0
4/15 Kentucky Wesleyan	W	7-0
4/15 William Woods	L	0-1
4/18 at Southern Indiana	L	0-2
4/18 at Southern Indiana	W	4-1
4/19 Saint Louis	W	8-2
4/19 Saint Louis	W	4-0
4/20 at Evansville	W	3-1
4/20 vs. Xavier	W	3-1
4/25 Southern Illinois	W	4-1
4/25 Southern Illinois	L	0-4
4/27 at Central Missouri*	W	1-0
4/28 at Truman State*	W	4-0
4/28 at Northwest Missouri*	L	5-6
4/28 at Northwest Missouri*	L	2-6
5/3 at SIU Edwardsville	W	3-2
5/3 at SIU Edwardsville	W	2-0

\* - MIAA Game

### 1985 Lana Richmond (32-17, 9-2 MIAA)

3/10 vs. Sam Houston +	L	3-7
3/10 vs. Sam Houston +	L	1-6
3/11 vs. Mississippi State +	L	0-2
3/11 vs. Mississippi State +	L	5-9
3/12 vs. Lamar State +	L	2-3
3/12 vs. Lamar State +	W	6-0
3/13 vs. Northwest Missouri +	W	3-2
3/13 vs. Pittsburg State +	W	5-1
3/20 at Missouri-St. Louis*	W	4-0
3/20 at Missouri-St. Louis*	W	4-0
3/23 at Kentucky Wesleyan	W	3-0
3/23 at Kentucky Wesleyan	W	1-0
3/26 Evansville	L	2-3
3/26 Evansville	W	2-1
3/29 vs. Saginaw Valley #	W	1-0
3/29 vs. Lake Superior #	W	5-1

3/29 vs. Wayne State #	W	6-2
4/1 Saint Louis	W	4-0
4/1 Saint Louis	W	10-0
4/2 at Southern Illinois	L	1-6
4/2 at Southern Illinois	L	1-6
4/5 vs. SIU Edwardsville	W	5-4
4/9 at Saint Louis	W	11-1
4/9 at Saint Louis	W	5-2
4/12 vs. Central Missouri* !	W	6-0
4/12 vs. Missouri S&T* !	W	2-1
4/12 vs. Truman State* !	W	1-0
4/13 vs. Northwest Missouri* !	W	4-1
4/13 vs. Lincoln* !	W	8-0
4/13 vs. Missouri-St. Louis* !	W	2-0
4/16 Southern Indiana	W	4-0
4/16 Southern Indiana	W	5-2
4/18 SIU Edwardsville	L	1-4
4/18 SIU Edwardsville	W	2-1
4/19 Kentucky Wesleyan &	W	12-6
4/19 SIU Edwardsville &	L	1-2
4/20 Arkansas State &	W	5-0
4/20 William Woods &	L	0-1
4/23 at Southern Illinois	L	0-1
4/23 at Southern Illinois	L	0-5
4/27 at Truman State*	L	0-1
4/28 at Missouri-St. Louis*	W	18-5
4/28 at Central Missouri*	W	2-0
4/29 at Northwest Missouri*	W	4-1
4/29 at Truman State*	L	1-2
4/30 at Missouri Baptist	W	10-1
4/30 at Missouri Baptist	W	6-2
5/2 at SIU Edwardsville	L	1-2
5/2 at SIU Edwardsville	L	0-2

\* - MIAA Game; + - Spring Break Trip (Texas);  
# - Southern Indiana Tournament; ! - MIAA  
Round Robin Tournament; & - SEMO Riverboat  
Tournament

### 1986 Lana Richmond (40-16, 13-5 MIAA)

3/8 at Arkansas State	W	11-0
3/8 at Arkansas State	W	10-0
3/10 vs. Sam Houston #	L	0-1
3/10 vs. Sam Houston #	L	1-6
3/11 vs. Stephen F. Austin #	L	0-1
3/11 vs. Stephen F. Austin #	W	3-1
3/12 vs. Emporia State #	W	6-0
3/12 vs. Emporia State #	W	4-0
3/17 Tarkio College	W	1-0
3/17 Tarkio College	W	3-0
3/20 Saint Louis	W	10-2
3/20 Saint Louis	W	8-5
3/25 at UT Martin	W	11-0
3/25 at UT Martin	W	10-3
3/26 Elmhurst College	W	6-0
3/26 Elmhurst College	W	13-0
3/27 Missouri-St. Louis*	W	7-0
3/27 Lewis College	W	4-1
3/29 vs. Central Missouri*	W	6-0
3/29 at Lincoln*	W	18-0
4/1 Evansville	W	4-0
4/1 Evansville	L	5-6
4/3 UT Martin	W	7-0
4/3 UT Martin	W	10-5
4/4 vs. Greenville ^	L	0-4
4/4 vs. Northwest Missouri* ^	W	2-0
4/4 vs. Southern Indiana ^	W	10-0



# SOUTHEAST MISSOURI SOFTBALL



## YEARLY RESULTS

4/5	vs. Wayne State ^	L	1-5
4/5	vs. Grand Valley ^	W	10-2
4/8	at Southern Indiana	W	8-0
4/8	at Southern Indiana	W	13-1
4/11	vs. Missouri-St. Louis*	W	7-0
4/11	vs. Central Missouri*	W	5-4
4/11	vs. Missouri S&T*	W	8-1
4/12	vs. Truman State*	L	0-1
4/12	vs. Northwest Missouri*	L	1-5
4/12	vs. Lincoln*	W	18-0
4/14	at Missouri S&T*	W	6-2
4/14	at Truman State*	W	3-2
4/16	at Southern Illinois	L	4-5
4/16	at Southern Illinois	L	1-2
4/18	Akron &	W	2-1
4/18	Mississippi &	W	4-3
4/19	Arkansas State &	W	4-1
4/23	at Southern Illinois	W	1-0
4/23	at Southern Illinois	L	0-3
4/25	vs. Truman State* !	L	1-2
4/25	vs. Missouri S&T* !	W	4-2
4/25	vs. Northwest Missouri* !	W	2-0
4/26	vs. Missouri-St. Louis* !	W	5-0
4/26	vs. Missouri-St. Louis* !	L	0-4
4/26	vs. Central Missouri* !	W	2-0
4/31	at Evansville	W	1-0
4/31	at Evansville	L	1-2
5/9	vs. Stephen F. Austin \$	L	0-2
5/9	vs. Sam Houston \$	L	0-3

\* - MIAA Game; + - Spring Break Trip (Texas);  
^ - SIU Edwardsville Tournament; & SEMO  
Riverboat Tournament; ! - MIAA Champion-  
ships; \$ - NCAA South Regional

### 1987

#### Lana Richmond (39-13, 9-3 MIAA)

3/8	vs. Sacred Heart +	L	0-2
3/8	vs. West New England +	W	13-1
3/9	vs. Lewis College +	W	4-0
3/9	vs. Ashland +	W	4-0
3/11	vs. Lewis College +	W	5-1
3/11	vs. Army +	W	1-0
3/12	vs. Olivet College +	W	8-0
3/12	vs. Army +	W	7-0
3/13	vs. IUPUI +	W	3-1
3/13	vs. IUPUI +	W	5-0
3/20	Saint Louis	W	2-0
3/28	Northwest Missouri*	W	7-0
4/3	at SIU Edwardsville #	W	3-0
4/3	vs. Southern Indiana #	W	11-0
4/3	vs. Wayne State #	L	2-3
4/4	vs. Grand Valley #	W	2-0
4/4	vs. Evansville #	W	7-0
4/4	vs. Saint Louis #	W	4-0
4/6	Southwest Baptist*	W	4-2
4/6	Missouri-St. Louis*	W	4-1
4/8	Southern Indiana	W	10-0
4/8	Southern Indiana	W	3-1
4/10	Truman State*	W	6-0
4/10	Lincoln*	W	4-0
4/10	Central Missouri*	W	9-6
4/11	Southwest Baptist*	W	8-1
4/11	Missouri-St. Louis*	W	3-1
4/11	Missouri S&T*	W	8-5
4/11	Northwest Missouri*	L	0-1
4/14	Saint Louis	L	2-3
4/14	Saint Louis	W	10-6

4/17	McKendree &	W	5-2
4/17	Mississippi Women's &	W	4-0
4/17	Quincy &	L	0-1
4/18	Grand Valley &	W	4-0
4/18	SIU Edwardsville &	W	4-3
4/20	Truman State*	L	2-3
4/20	Lincoln*	L	1-2
4/21	Southern Illinois	L	0-1
4/24	vs. Central Missouri !	L	3-5
4/25	vs. Missouri S&T !	W	3-0
4/25	Northwest Missouri !	W	3-1
4/25	Missouri-St. Louis !	W	5-3
4/25	Central Missouri !	W	12-1
4/25	Central Missouri !	L	0-3
4/29	Evansville	W	4-1
4/29	Evansville	W	8-7
5/1	SIU Edwardsville	W	3-1
5/1	SIU Edwardsville	L	3-4
5/8	vs. Central Missouri \$	W	4-2
5/8	vs. Florida Southern \$	L	0-2
5/9	vs. Florida Southern \$	L	0-3

\* - MIAA Game; + - Spring Break Trip (Orlando,  
Fla.); # - SIU Edwardsville Tournament;  
& - SEMO Riverboat Tournament; ! - MIAA  
Championships; \$ - NCAA Central Regional

### 1988

#### Lana Richmond (21-20, 4-8 MIAA)

3/6	vs. Bloomsburg +	L	1-2
3/6	vs. Northern Kentucky +	W	9-0
3/7	vs. Evansville +	L	0-6
3/7	vs. Bloomsburg +	L	3-6
3/8	vs. Northern Kentucky +	W	1-0
3/8	vs. Lock Haven +	W	1-0
3/9	vs. Western Michigan +	W	9-0
3/9	vs. Lewis College +	W	3-0
3/10	vs. Ashland +	W	2-0
3/10	vs. Army +	L	1-2
3/24	Missouri S&T*	W	8-1
3/24	Missouri S&T*	L	3-4
3/26	Northwest Missouri*	L	2-5
3/26	Central Missouri*	L	2-6
3/30	at Southern Illinois	W	3-1
3/30	at Southern Illinois	L	0-7
4/4	Southwest Baptist*	L	4-5
4/4	Missouri-St. Louis*	L	1-5
4/5	Evansville	L	0-4
4/5	Evansville	W	7-0
4/8	Northwest Missouri* #	L	2-6
4/8	Missouri S&T #	L	0-1
4/9	Central Missouri* #	W	3-0
4/9	Truman State* #	L	0-2
4/9	Missouri-St. Louis* #	W	2-0
4/10	Lincoln* #	W	5-2
4/10	Southwest Baptist* #	L	2-3
4/13	Saint Louis	W	5-0
4/13	Saint Louis	W	2-1
4/15	SIU Edwardsville &	W	5-0
4/15	Quincy &	W	3-2
4/16	Mississippi Women's &	W	8-0
4/16	Missouri-St. Louis &	L	1-5
4/16	Missouri-St. Louis &	W	7-3
4/22	vs. Truman State !	L	0-1
4/22	vs. Lincoln !	W	9-0
4/23	vs. Southwest Baptist !	L	0-3
4/25	at Southern Indiana	W	4-0
4/25	at Southern Indiana	W	11-2

4/29	at SIU Edwardsville	L	1-2
4/29	at SIU Edwardsville	L	1-3

\* - MIAA Game; + - Rebel Spring Games  
(Orlando, Fla.); # - MIAA Round Robin  
Tournament; & - SEMO Riverboat Tournament;  
! - MIAA Championships

### 1989

#### Lana Richmond (37-21, 6-2 MIAA)

3/3	at Austin Peay	L	1-5
3/3	at Austin Peay	W	4-1
3/5	vs. Lewis College +	L	1-2
3/5	vs. Grand Valley +	L	3-5
3/6	vs. St. Joseph's (Pa.) +	W	2-0
3/6	vs. Fairfield +	W	7-0
3/8	vs. Lewis College +	L	0-1
3/8	vs. Florida Southern +	L	0-4
3/9	vs. Army +	L	0-3
3/9	vs. Northern Kentucky +	L	2-8
3/10	vs. Detroit +	L	0-2
3/10	vs. Grand Valley +	W	7-4
3/14	at UT Martin	W	6-1
3/14	at UT Martin	L	2-4
3/16	at Evansville	W	10-5
3/16	at Evansville	W	8-0
3/22	Missouri S&T*	W	3-2
3/22	Missouri S&T*	W	4-0
3/25	Northwest Missouri*	W	3-1
3/25	Central Missouri*	L	0-4
3/31	vs. Quincy ^	W	11-6
3/31	vs. Wayne State ^	L	1-10
4/1	vs. Nebraska-Omaha ^	W	8-1
4/1	vs. Grand Valley ^	W	7-2
4/1	at SIU Edwardsville ^	L	0-2
4/7	vs. Lincoln #	W	3-0
4/7	vs. Southwest Baptist #	W	5-0
4/11	UT Martin	W	2-0
4/11	UT Martin	W	4-3
4/12	at Missouri-St. Louis*	L	1-4
4/12	Quincy	W	3-2
4/14	Mississippi Women's &	W	4-0
4/15	Central Missouri &	W	5-3
4/15	Quincy &	W	9-2
4/15	Missouri Southern &	L	0-1
4/17	Truman State*	W	7-5
4/17	Lincoln*	W	6-2
4/20	at Missouri	L	0-2
4/20	at Missouri	W	4-1
4/21	vs. Northwest Missouri !	W	5-2
4/21	vs. Missouri-St. Louis !	W	4-2
4/22	at Missouri S&T !	W	1-0
4/22	vs. Missouri-St. Louis !	L	3-4
4/22	vs. Missouri-St. Louis !	L	1-4
4/24	Evansville	W	2-0
4/24	Evansville	W	10-2
4/25	Saint Louis	W	7-0
4/25	Saint Louis	W	6-2
4/27	SIU Edwardsville	L	2-4
4/27	SIU Edwardsville	W	7-6
5/1	at McKendree	L	0-1
5/1	at McKendree	W	5-3
5/3	Southern Illinois	W	1-0
5/3	Southern Illinois	W	3-0
5/13	vs. Barry \$	W	2-1
5/13	at Florida Southern \$	L	0-4
5/14	vs. Missouri-St. Louis \$	W	5-2
5/14	at Florida Southern \$	L	1-4

\* - MIAA Game; + - Rebel Spring Games  
(Orlando, Fla.); # - MIAA Round Robin  
Tournament; ^ - SIU Edwardsville Tournament;  
& - SEMO Riverboat Tournament; ! - MIAA  
Championships; \$ - NCAA South Regional

### 1990

#### Lana Richmond (28-21, 5-5 MIAA)

3/3	at Georgia College	W	9-0
3/3	at Georgia College	W	7-2
3/4	vs. Northern Kentucky +	W	6-2
3/4	vs. Lewis College +	W	7-0
3/6	vs. Lake Superior +	W	3-2
3/6	vs. IUPUI +	L	0-1
3/7	vs. Grand Valley +	W	4-2
3/7	vs. St. Cloud State +	L	0-4
3/8	vs. Northern Kentucky +	L	0-4
3/8	vs. Lake Superior +	W	5-3
3/10	vs. Florida Southern +	L	0-3
3/10	vs. Bloomsburg +	L	1-5
3/14	at UT Martin	W	6-2
3/14	at UT Martin	W	4-0
3/18	Southern Indiana	L	0-3
3/18	Southern Indiana	W	4-1
3/21	at Evansville	W	10-0
3/21	at Evansville	W	11-2
3/22	Austin Peay	W	8-0
3/22	Austin Peay	L	1-9
3/27	at Southern Illinois	L	0-4
3/27	at Southern Illinois	L	2-4
3/31	Southwest Baptist* #	L	0-1
3/31	Missouri-St. Louis* #	L	0-1
3/31	Missouri Southern* #	W	6-0
4/1	Pittsburg State* #	W	14-1
4/1	Missouri S&T* #	L	2-10
4/4	UT Martin	W	4-3
4/4	UT Martin	W	11-7
4/7	at Kentucky Wesleyan &	L	1-3
4/7	vs. Wayne State &	L	1-4
4/8	vs. Southern Indiana &	W	3-1
4/8	vs. Evansville &	W	4-0
4/8	vs. Mississippi Women's &	L	0-1
4/8	vs. UT Martin &	L	1-4
4/17	at Missouri Southern*	L	3-4
4/17	Pittsburg State*	W	4-0
4/17	Southwest Baptist*	L	1-8
4/19	Missouri-St. Louis*	W	7-4
4/19	at Missouri S&T*	W	2-1
4/24	Saint Louis	W	3-2
4/24	Saint Louis	W	10-0
4/25	Evansville	W	4-0
4/25	Evansville	W	8-0
4/28	vs. Missouri Western !	W	3-1
4/29	vs. Missouri S&T !	L	3-4
4/29	vs. Southwest Baptist !	L	1-4
5/5	Quincy	W	7-1
5/5	at SIU Edwardsville	L	1-2

\* - MIAA Game; + - Rebel Spring Games  
(Orlando, Fla.); # - MIAA Round Robin  
Tournament; & - Kentucky Wesleyan  
Tournament; ! - MIAA Championships





# SOUTHEAST MISSOURI SOFTBALL

## YEARLY RESULTS

1991

### Lana Richmond (38-14, 11-4 MIAA)

3/8	at Austin Peay	W	8-0
3/8	at Austin Peay	W	9-1
3/10	vs. Quinnipiac +	W	7-2
3/11	vs. Indiana (Pa.) +	W	3-0
3/12	vs. Sacred Heart +	W	2-0
3/13	vs. Chapman +	L	0-1
3/14	vs. American Int. +	W	7-0
3/14	vs. Florida Southern +	L	0-2
3/15	vs. Lock Haven +	L	4-6
3/15	vs. Northwest Missouri +	W	3-2
3/16	vs. California (Pa.) +	L	2-4
3/16	vs. Wayne State +	W	3-1
3/19	at UT Martin	L	0-1
3/19	at UT Martin	L	0-4
3/21	Southern Indiana	W	3-0
3/21	Southern Indiana	W	10-3
3/26	at Evansville	W	8-7
3/26	at Evansville	W	3-1
3/29	Missouri S&T* #	W	4-2
3/29	Missouri-St. Louis* #	W	7-0
3/29	Pittsburg State* #	L	0-1
3/30	Missouri Southern* #	L	0-1
3/30	Southwest Baptist* #	L	4-5
4/2	at UT Martin	W	9-1
4/2	at UT Martin	W	4-0
4/9	Missouri S&T* #	W	1-0
4/9	at Missouri-St. Louis* #	W	3-0
4/12	vs. Missouri Western ^	W	6-2
4/12	vs. Southwest Baptist ^	W	3-1
4/13	vs. Wayne State ^	L	1-2
4/16	Pittsburg State* #	W	3-1
4/16	Missouri Southern* #	W	4-0
4/16	Southwest Baptist* #	W	10-5
4/18	Evansville	W	2-0
4/18	Evansville	W	8-1
4/19	SIU Edwardsville &	L	2-4
4/19	Truman State &	W	5-4
4/20	Quincy &	W	7-0
4/23	Southern Indiana	W	5-4
4/23	Southern Indiana	W	8-1
4/26	vs. Northwest Missouri* !	W	10-0
4/26	vs. Missouri S&T* !	W	4-3
4/27	vs. Missouri Southern* !	W	3-1
4/27	vs. Central Missouri* !	L	2-7
4/27	vs. Central Missouri* !	W	3-2
5/1	Southern Illinois	W	7-1
5/1	Southern Illinois	L	0-3
5/4	SIU Edwardsville	W	4-1
5/4	SIU Edwardsville	L	0-4
5/10	at Florida Southern \$	W	1-0
5/11	vs. Central Missouri \$	W	4-1
5/12	at Florida Southern \$	W	3-1

\* - MIAA Game; + - Rebel Spring Games (Orlando, Fla.); # - MIAA Round Robin Tournament; ^ - Central Missouri Tournament; & - SEMO Riverboat Tournament; ! - MIAA Championships; \$ - NCAA South Regional

## NCAA DIVISION I ERA

1992

### Lana Richmond (35-18)

3/7	vs. Charleston Southern +	W	5-3
3/7	at Georgia State +	W	1-0
3/7	vs. N.C. A&T +	W	10-0
3/8	vs. Valparaiso !	L	7-8
3/8	vs. Iowa State !	W	6-5
3/9	vs. Robert Morris !	W	8-0
3/9	vs. Illinois-Chicago !	L	2-3
3/10	vs. Maine !	L	0-2
3/10	vs. Temple !	L	0-3
3/12	vs. Robert Morris !	W	3-2
3/12	vs. Evansville !	W	6-3
3/13	vs. Temple !	W	3-2
3/13	vs. Boston College !	L	4-8
3/16	at Evansville	W	7-4
3/16	at Evansville	W	3-0
3/17	Missouri State	W	7-4
3/17	Missouri State	L	4-7
3/24	at UT Martin	L	0-1
3/24	at UT Martin	W	2-1
3/27	at Southern Illinois ^	L	3-5
3/27	vs. Bradley ^	L	1-2 (8)
3/28	vs. Evansville ^	W	6-1
3/28	vs. Evansville ^	W	3-0
4/2	at Saint Louis	W	14-0
4/2	at Saint Louis	W	7-0
4/3	at Tennessee Tech	L	0-1
4/3	at Tennessee Tech	W	3-1
4/7	Southern Illinois	W	5-4
4/7	Southern Illinois	W	6-5
4/8	Missouri-St. Louis	W	7-3
4/8	Missouri-St. Louis	W	5-0
4/11	vs. Texas A&M #	L	3-10
4/11	vs. Saint Louis #	W	1-0
4/11	at Missouri #	L	1-6
4/12	at Missouri #	L	1-3 (8)
4/12	vs. Saint Louis #	W	2-1
4/14	UT Martin	L	4-5
4/14	UT Martin	W	7-1
4/16	Evansville	W	3-1
4/16	Evansville	W	14-5
4/21	vs. Missouri &	L	6-8 (11)
4/21	vs. Missouri &	L	7-10
4/24	vs. UT Martin \$	W	5-0
4/24	vs. Morehead State \$	W	7-5 (9)
4/25	vs. Tennessee Tech \$	W	4-3
4/25	vs. Austin Peay \$	W	11-4
4/25	vs. Tennessee Tech \$	W	7-4
4/27	at Southern Illinois	L	3-4
4/27	at Southern Illinois	L	0-5
4/28	Austin Peay	W	3-0
4/28	Austin Peay	W	7-0
4/29	Saint Louis	W	1-0
4/29	Saint Louis	W	7-6

+ - Games played in Atlanta, Ga.; ! - Rebel Spring Games (Jackson, Mo.); ^ - Saluki Invitational (Carbondale, Ill.); ^ - Central Missouri Tournament; # - Mizou Invitational (Columbia, Mo.); & - Games played in St. Louis, Mo.; \$ - OVC Invitational (Jackson, Mo.)

1993

### Lana Richmond (30-19, 17-4 OVC)

3/7	Iowa State	W	6-5
3/7	Loyola-Chicago	L	2-4
3/8	Temple	W	7-2
3/8	La Salle	W	13-4
3/10	Illinois-Chicago	L	0-3
3/10	Maine	W	3-2
3/11	Valparaiso	L	1-2
3/11	Green Bay	L	2-6
3/12	UNC Greensboro	L	0-4
3/12	Evansville	W	3-0
3/19	Austin Peay*	L	1-2
3/19	Austin Peay*	L	2-3
3/20	vs. Tennessee Tech *	L	1-7
3/20	vs. Tennessee Tech	W	1-0
3/27	Evansville	W	4-1
3/27	Northern Iowa	L	3-4
3/28	Ball State	L	1-2
3/29	Tennessee Tech*	W	2-1
3/29	Tennessee Tech*	W	9-4
3/30	vs. UT Martin	W	7-0
3/31	Austin Peay*	W	2-1
3/31	Austin Peay*	W	10-6
4/3	Morehead State*	W	8-0
4/3	Morehead State*	W	6-5
4/4	Eastern Kentucky*	W	3-0
4/4	Eastern Kentucky*	W	9-1
4/6	Southern Illinois	L	3-4
4/6	Southern Illinois	L	5-7
4/8	Saint Louis	L	2-3
4/8	Saint Louis	W	9-2
4/10	Morehead State*	W	4-3
4/10	Morehead State*	W	8-4
4/11	Eastern Kentucky*	W	7-0
4/11	Eastern Kentucky*	W	6-0
4/13	Middle Tennessee*	L	1-3
4/13	Middle Tennessee*	W	2-1
4/14	Evansville	W	3-1
4/14	Evansville	L	2-3
4/16	Saint Louis	L	2-8
4/16	Saint Louis	W	3-0
4/21	UT Martin*	W	3-2
4/21	UT Martin*	W	4-3
4/23	Morehead State*	W	2-1
4/24	vs. Tennessee Tech	W	4-1
4/24	Morehead State*	W	6-0
4/25	Missouri State	L	1-2
4/25	Missouri State	L	1-8
5/4	Missouri	W	8-5
5/4	Missouri	L	2-3

\* - OVC Game

1994

### Lana Richmond (36-22, 17-9 OVC)

3/6	vs. Illinois-Chicago	L	0-7
3/6	vs. Detroit Mercy	W	7-2
3/7	vs. Temple	W	4-1
3/7	vs. UNC Greensboro	W	2-1
3/9	vs. Maine	L	1-3
3/9	vs. Valparaiso	L	0-2
3/10	vs. Campbell	W	2-1
3/10	vs. UNC Wilmington	W	8-0
3/11	vs. Radford	W	7-3
3/11	vs. Loyola-Chicago	W	7-0
3/15	Saint Louis	W	6-0

3/15	Saint Louis	W	9-2
3/18	at Tennessee State*	W	11-0
3/18	at Tennessee State*	W	12-1
3/19	at Tennessee Tech*	L	3-4
3/19	at Tennessee Tech*	L	1-2
3/20	at Middle Tennessee*	W	3-2
3/20	at Middle Tennessee*	W	6-1
3/22	at UT Martin*	W	8-0
3/22	at UT Martin*	L	5-6
3/25	vs. Tennessee Tech	W	5-2
3/25	vs. Northern Iowa	W	7-2
3/26	vs. Evansville	L	1-2
3/27	Tennessee Tech*	L	0-2
3/27	Tennessee Tech*	L	3-5
3/30	Austin Peay*	W	5-0
3/30	Austin Peay*	W	6-2
4/1	Morehead State*	W	3-2
4/1	Morehead State*	W	9-1
4/2	Middle Tennessee*	L	1-2
4/2	Middle Tennessee*	L	0-2 (8)
4/3	Eastern Kentucky*	W	2-1
4/3	Eastern Kentucky*	W	3-1
4/7	at Southern Illinois	L	3-6
4/7	at Southern Illinois	L	5-10
4/9	at Morehead State*	W	11-5
4/9	at Morehead State*	L	7-8
4/13	Tennessee State*	W	18-0
4/13	Tennessee State*	W	9-1
4/14	at Austin Peay*	W	3-2 (10)
4/14	at Austin Peay*	W	6-2
4/15	vs. Louisiana Tech	L	1-3
4/15	vs. East Carolina	L	0-3
4/16	vs. George Mason	W	5-0
4/16	vs. Charlotte	L	1-2 (11)
4/17	vs. Southwest Louisiana	L	1-2 (10)
4/19	UT Martin*	W	2-0
4/19	UT Martin*	L	0-2
4/23	vs. Austin Peay +	W	3-0
4/24	vs. Morehead State +	W	12-0
4/24	vs. Eastern Kentucky +	W	9-2
4/24	vs. Middle Tennessee +	W	3-2
4/26	at Saint Louis	W	9-0
4/26	at Saint Louis	W	9-4
5/2	Missouri State	L	0-3
5/2	Missouri State	L	0-2
5/3	at Missouri	L	0-2
5/3	at Missouri	W	6-5

\* - OVC Game; + - OVC Tournament (Clarksville, Tenn.)

• OVC Tournament Champions

1995

### Lana Richmond (38-20, 22-4 OVC)

3/5	vs. Creighton	L	3-4
3/7	vs. Temple	W	6-3
3/7	vs. Loyola-Chicago	W	9-8
3/8	vs. Maine	W	3-1
3/8	vs. Detroit Mercy	W	3-0
3/9	vs. Florida Atlantic	W	8-0
3/9	vs. UNC Greensboro	W	10-9
3/10	vs. Loyola-Chicago	L	1-6
3/10	vs. Creighton	L	1-7
3/14	Austin Peay*	W	4-1
3/14	Austin Peay*	W	3-0
3/17	at Middle Tennessee*	L	1-2
3/17	at Middle Tennessee*	W	3-0





# SOUTHEAST MISSOURI SOFTBALL



## YEARLY RESULTS

3/18 at Tennessee State* W 7-1	4/5 Tennessee State* W 7-1	4/3 at Evansville W 7-2	4/1 at Austin Peay* W 9-1
3/18 at Tennessee State* W 16-1	4/5 Tennessee State* W 15-0	4/5 Middle Tennessee* W 10-3	4/1 at Austin Peay* W 6-5
3/22 at UT Martin* W 3-0	4/5 Tennessee State* W 8-0	4/5 Middle Tennessee* W 3-2	4/4 Tennessee Tech* W 2-0
3/22 at UT Martin* W 2-1	4/8 Saint Louis W 8-0	4/6 Tennessee State* W 11-1	4/4 Tennessee Tech* W 3-2
3/24 vs. Eastern Illinois W 3-2	4/8 Saint Louis W 6-0	4/6 Tennessee State* W 2-0	4/5 Tennessee State* W 8-0
3/24 at Southern Illinois L 2-3 (9)	4/10 at UT Martin* W 5-3	4/9 at Southern Illinois L 1-3	4/5 Tennessee State* W 11-0
3/25 vs. Northern Iowa W 5-1	4/10 at UT Martin* W 7-0	4/9 at Southern Illinois L 2-9	4/6 Middle Tennessee* W 5-0
3/25 vs. Tennessee Tech W 4-1	4/12 Eastern Kentucky* W 3-0	4/12 Morehead State* W 10-1	4/6 Middle Tennessee* W 4-1
3/25 vs. Evansville L 1-3	4/12 Eastern Kentucky* W 3-1	4/12 Morehead State* W 8-0	4/6 Eastern Illinois* W 10-2
3/26 Tennessee Tech* W 3-2	4/13 Middle Tennessee* W 10-2	4/13 Eastern Kentucky* W 9-1	4/8 Eastern Illinois* W 4-2
3/26 Tennessee Tech* W 11-5	4/13 Middle Tennessee* W 8-3	4/13 Eastern Kentucky* W 2-0	4/9 Evansville L 4-5
3/28 at Evansville L 2-6	4/14 Morehead State* W 6-0	4/14 Tennessee Tech* L 1-5	4/9 Evansville L 8-10
3/28 at Evansville L 3-5	4/14 Morehead State* W 8-0	4/14 Tennessee Tech* W 3-0	4/14 at UT Martin* W 8-0
3/30 at Southern Illinois L 3-11	4/16 UT Martin* W 7-0	4/15 at Missouri L 7-10	4/14 at UT Martin* L 0-2
3/30 at Southern Illinois L 4-9	4/16 UT Martin* W 11-1	4/15 at Missouri L 0-4	4/16 at Missouri L 2-8
4/2 Tennessee State* W 10-0	4/18 at Austin Peay* W 9-0	4/19 at Austin Peay* W 7-1	4/16 at Missouri W 4-0
4/2 Tennessee State* W 10-2	4/18 at Austin Peay* W 13-0	4/19 at Austin Peay* W 3-1	4/18 at Morehead State* W 6-0
4/4 at Austin Peay* W 8-4	4/20 vs. Chattanooga L 1-3	4/20 at Middle Tennessee* W 3-0	4/18 at Morehead State* W 6-2
4/4 at Austin Peay* W 9-1	4/24 vs. Missouri L 2-4	4/20 at Middle Tennessee* W 5-2	4/21 Austin Peay* W 2-1
4/6 Saint Louis W 14-1	4/24 vs. Missouri L 1-4	4/26 Eastern Illinois* W 3-2	4/21 Austin Peay* W 9-1
4/6 Saint Louis W 10-0	4/27 at Morehead State* W 8-1	4/26 Eastern Illinois* L 0-2	4/24 at Eastern Illinois* L 0-4
4/8 at Morehead State* W 10-1	4/27 at Morehead State* L 1-4	4/29 at Missouri State L 4-8	4/24 at Eastern Illinois* W 6-0
4/8 at Morehead State* W 3-0	4/28 at Eastern Kentucky* W 6-0	4/29 at Missouri State L 0-1	5/2 vs. Austin Peay + W 8-2
4/9 at Eastern Kentucky* W 4-3	4/28 at Eastern Kentucky* L 2-4	4/30 Saint Louis W 9-0	5/3 vs. Tennessee Tech + W 8-2
4/9 at Eastern Kentucky* W 5-2	5/1 Southern Illinois L 0-3	4/30 Saint Louis W 7-0	5/4 vs. Eastern Illinois + W 3-2
4/10 at Tennessee Tech* L 1-3	5/1 Southern Illinois W 8-1	5/3 vs. Austin Peay + W 2-1	5/4 vs. Eastern Illinois + L 1-2
4/10 at Tennessee Tech* W 3-1	5/4 vs. Tennessee State + W 8-0	5/3 vs. UT Martin + W 2-1	5/4 vs. Eastern Illinois + W 13-4
4/14 vs. Georgia Tech W 2-1	5/4 vs. UT Martin + W 1-0	5/4 vs. Tennessee Tech + W 2-0	5/7 DePaul \$ L 5-7
4/14 vs. Southwest Louisiana L 1-6	5/5 vs. Middle Tennessee + W 3-1	5/4 vs. Eastern Illinois + L 1-5	5/7 DePaul \$ L 2-6
4/14 vs. Furman W 6-1	5/5 vs. Tennessee Tech + L 3-4 (10)	5/4 vs. Eastern Illinois + W 12-2	
4/15 vs. George Mason W 3-0	5/5 vs. Tennessee Tech + W 5-1	5/8 at DePaul \$ L 1-9	
4/15 vs. Samford L 2-6 (8)	5/10 vs. Troy \$ L 0-3	5/8 at DePaul \$ L 3-5	
4/15 vs. Middle Tennessee W 3-2 (8)	5/10 vs. Troy \$ L 0-1 (10)		
4/16 vs. Nicholls State L 0-10			
4/21 Morehead State* W 4-3 (9)			
4/21 Morehead State* W 11-0			
4/22 Middle Tennessee* W 3-0			
4/22 Middle Tennessee* L 0-1			
4/25 UT Martin* L 4-6			
4/25 UT Martin* W 3-1			
4/28 vs. Eastern Kentucky + W 3-2			
4/29 vs. Tennessee Tech + L 2-8			
4/29 vs. Eastern Kentucky + L 0-2			
5/2 vs. Missouri L 0-12			
5/2 vs. Missouri L 1-2			

\* - OVC Game; + - OVC Tournament (Richmond, Ky.)

• OVC Regular-Season Champions

**1996**  
**Lana Richmond**  
**(39-9, 22-2 OVC)**

3/10 vs. UT Martin W 5-0	3/15 vs. Creighton # L 2-5
3/10 vs. Fairfield W 5-0	3/16 vs. Illinois State # W 4-0
3/12 vs. Maine W 9-2	3/16 vs. Creighton # L 0-1
3/12 vs. Green Bay W 6-0	3/21 at Southern Illinois ^ W 5-3
3/14 vs. Providence W 2-1	3/21 at Southern Illinois ^ L 2-4
3/14 vs. Green Bay W 2-0	3/22 vs. Northern Iowa ^ W 1-0
3/15 vs. Creighton W 7-4	3/22 vs. Saint Louis ^ W 7-4
3/15 vs. Fairfield W 12-2	3/26 UT Martin* W 4-0
3/23 at Middle Tennessee* W 4-3	3/26 UT Martin* W 7-2
3/23 at Middle Tennessee* W 6-2	3/29 at Tennessee Tech* L 1-2
3/24 Tennessee Tech* W 2-0	3/29 at Tennessee Tech* W 7-1
3/27 Evansville W 8-3	3/30 at Eastern Kentucky* W 15-2
3/27 Evansville W 2-0	3/31 at Morehead State* W 11-0
4/2 Austin Peay* W 3-0	3/31 at Morehead State* W 6-0
4/2 Austin Peay* W 5-2	4/3 at Evansville W 7-0

\* - OVC Game; @ - Southern Classic (Carbondale, Ill.); ! - Rebel Spring Games (Orlando, Fla.); ^ - Saluki Invitational (Carbondale, Ill.); + - OVC Tournament (Cape Girardeau, Mo.); \$ - NCAA Play-in series (Cape Girardeau, Mo.)

• OVC Regular-Season Champions

• OVC Tournament Champions

**1997**  
**Lana Richmond**  
**(33-23-1, 20-5 OVC)**

3/1 vs. Evansville @ L 0-1	2/28 vs. Bradley @ W 9-1
3/1 at Southern Illinois @ L 0-8	2/28 vs. Kentucky @ W 9-6
3/2 vs. Indiana @ L 3-7	3/1 at Southern Illinois @ L 0-3
3/2 vs. Western Illinois @ T 4-4	3/1 vs. Northern Illinois @ L 3-10
3/8 at Eastern Illinois* L 2-3	3/8 Northern Iowa W 6-4
3/8 at Eastern Illinois* L 2-5	3/8 Northern Iowa W 6-5
3/13 vs. Creighton # W 5-4	3/15 vs. East Carolina ! L 0-2
3/14 vs. Illinois State # L 0-3	3/15 vs. Colgate ! W 3-1
3/14 vs. California # L 0-1	3/16 vs. Fordham ! W 5-0
3/15 at Hawai'i # L 6-9	3/16 vs. Green Bay ! W 6-2
3/15 vs. Creighton # L 2-5	3/17 vs. Yale ! W 6-1
3/16 vs. Illinois State # W 4-0	3/17 vs. Manhattan ! W 13-2
3/21 at Southern Illinois ^ W 5-3	3/20 vs. Liberty ! W 8-0
3/21 at Southern Illinois ^ L 2-4	3/20 Northwestern L 2-6
3/22 vs. Northern Iowa ^ W 1-0	3/23 Northwestern W 3-1
3/22 vs. Saint Louis ^ W 7-4	3/24 Southern Illinois L 3-4
3/26 UT Martin* W 4-0	3/24 Southern Illinois T 3-3
3/26 UT Martin* W 7-2	3/25 at Saint Louis W 5-2
3/29 at Tennessee Tech* L 1-2	3/25 at Saint Louis W 12-1
3/29 at Tennessee Tech* W 7-1	3/27 vs. Northern Iowa ^ W 3-1
3/30 at Eastern Kentucky* W 15-2	3/27 vs. Saint Louis ^ W 10-1
3/31 at Morehead State* W 11-0	3/28 at Southern Illinois ^ W 3-2
3/31 at Morehead State* W 6-0	3/28 vs. UT Martin ^ W 2-0
4/3 at Evansville W 7-0	

\* - OVC Game; @ - Southern Classic (Carbondale, Ill.); # - Hawai'i Invitational (Honolulu, Hawai'i); ^ - Saluki Invitational (Carbondale, Ill.); + - OVC Tournament (Morehead, Ky.); \$ - NCAA Play-in series (Chicago, Ill.)

• OVC Regular-Season Champions

• OVC Tournament Champions

**1998**  
**Lana Richmond**  
**(38-13-1, 16-2 OVC)**

3/4 at Evansville L 4-7	3/20 vs. Sacramento State ! W 2-1 (9)
3/4 at Evansville L 0-4	3/20 vs. Portland State ! W 9-1
3/6 Northern Iowa # L 2-3	3/21 vs. Ohio ! L 0-2
3/7 Harvard # W 5-1	3/24 Saint Louis W 6-2
3/15 vs. Indiana State W 1-0	3/24 Saint Louis W 11-0
3/15 vs. Indiana State W 12-4	3/26 vs. Eastern Illinois ^ W 2-0
3/16 at Sacramento State L 0-1	3/26 vs. Saint Louis ^ W 5-0
3/16 at Sacramento State L 1-6	3/27 vs. Northern Iowa ^ L 1-3
3/18 vs. Nebraska ! L 1-10	3/27 at Southern Illinois ^ W 5-4
3/18 vs. San Jose State ! L 4-5 (10)	3/27 at Austin Peay* W 4-0
3/19 vs. Oregon ! L 2-9	3/30 at Austin Peay* W 3-0
3/19 vs. Kansas ! L 0-7	4/1 Eastern Illinois* W 5-2
4/1 Eastern Illinois* W 3-2	4/1 Eastern Illinois* W 3-2
4/6 UT Martin* W 8-0	





# SOUTHEAST MISSOURI SOFTBALL

## YEARLY RESULTS

4/6	UT Martin*	W	12-5
4/7	at Southern Illinois	L	4-7
4/7	at Southern Illinois	L	1-9
4/10	at Tennessee State*	W	9-0
4/10	at Tennessee State*	W	11-3
4/11	at Tennessee Tech*	L	0-3
4/11	at Tennessee Tech*	W	6-2
4/12	at Middle Tennessee*	W	2-1 (9)
4/12	at Middle Tennessee*	W	4-1
4/17	Morehead State*	W	1-0
4/17	Morehead State*	W	3-0
4/18	Eastern Kentucky*	W	4-3
4/18	Eastern Kentucky*	W	4-3 (9)
4/21	at Eastern Illinois*	L	0-1
4/21	at Eastern Illinois*	W	1-0 (8)
5/1	vs. UT Martin +	W	5-0
5/1	vs. Tennessee Tech +	W	5-2
5/2	vs. Middle Tennessee +	W	9-0
5/2	vs. Eastern Illinois +	W	7-1
5/20	vs. Kansas \$	L	1-5
5/21	vs. East Carolina \$	W	2-1
5/22	vs. Kansas \$	L	1-3 (11)

\* - OVC Game; # - Southeast Softball Classic (Cape Girardeau, Mo.); ! - Capital Classic (Sacramento, Calif.); ^ - Saluki Invitational (Carbondale, Ill.); + - OVC Tournament (Martin, Tenn.); \$ - NCAA Regional (Tucson, Ariz.)

- OVC Regular-Season Champions
- OVC Tournament Champions

### 2000 Lana Richmond (31-24, 17-7 OVC)

3/4	Northern Iowa !	W	4-1
3/4	Missouri State !	L	2-3
3/5	Bradley !	W	5-2
3/5	Creighton !	L	0-1
3/5	Iowa State !	L	1-5
3/9	Loyola-Chicago	L	1-3
3/9	Loyola-Chicago	W	2-0
3/13	at Saint Louis	W	10-3
3/13	at Saint Louis	W	5-3
3/16	vs. Utah #	L	5-16
3/17	vs. Nebraska #	L	2-7
3/17	vs. Louisville #	W	4-3
3/17	at Sacramento State #	L	2-11
3/18	at Sacramento State #	L	2-6
3/18	vs. Texas A&M-CC #	W	17-14
3/19	vs. Utah State #	L	1-2
3/24	vs. Western Kentucky	W	8-1
3/24	vs. Northern Iowa	L	8-9
3/25	vs. Syracuse	L	1-3
3/25	vs. Southern Illinois	L	0-1
3/28	at Austin Peay*	W	4-3
4/1	Tennessee Tech*	W	3-2
4/1	Tennessee Tech*	W	6-0
4/2	Tennessee Tech*	L	2-5
4/5	Southern Illinois	L	0-8
4/5	Southern Illinois	L	1-8
4/8	Eastern Kentucky*	L	1-7
4/8	Eastern Kentucky*	L	0-2 (8)
4/9	Eastern Kentucky*	W	9-3
4/11	UT Martin*	L	0-3
4/11	UT Martin*	W	4-0
4/14	at Tennessee State*	W	8-0
4/15	at Middle Tennessee*	W	4-2
4/15	at Middle Tennessee*	L	1-2

4/16	at Middle Tennessee*	W	1-0
4/18	Eastern Illinois*	W	6-1
4/18	Eastern Illinois*	L	1-5 (9)
4/20	vs. Missouri	W	5-0
4/22	Austin Peay*	W	8-0
4/22	Austin Peay*	W	1-0
4/26	vs. Missouri State	W	4-3
4/26	vs. Missouri State	L	1-3
4/29	at Morehead State*	W	5-0
4/29	at Morehead State*	L	1-6
4/30	at Morehead State*	W	2-0
5/2	at UT Martin*	W	8-2
5/2	at UT Martin	W	1-0 (9)
5/4	at Eastern Illinois*	W	3-0
5/7	Tennessee State*	W	11-3
5/7	Tennessee State*	W	12-0
5/11	vs. Morehead State +	W	4-3
5/11	vs. Eastern Illinois +	W	3-2 (8)
5/12	vs. Middle Tennessee +	L	1-3
5/12	vs. Tennessee Tech +	W	2-1
5/12	vs. Middle Tennessee +	L	1-3

\* - OVC Game; ! - Southeast Softball Classic (Cape Girardeau, Mo.); # - Capital Classic (Sacramento, Calif.); ^ - OVC Tournament (Murfreesboro, Tenn.)

### 2001 Lana Richmond (25-25, 16-5 OVC)

3/2	Missouri State !	L	1-10
3/3	Illinois-Chicago !	L	0-6
3/3	Western Kentucky !	L	1-10
3/6	Mississippi	L	0-8
3/6	Mississippi	L	0-8
3/9	vs. Indiana #	W	8-0
3/10	vs. Louisville #	L	2-7
3/10	at Kentucky #	W	1-0
3/11	vs. Kent State #	L	0-2
3/11	vs. Akron #	W	6-0
3/20	at Southern Illinois	L	0-5
3/20	at Southern Illinois	W	4-0
3/21	at Mississippi	W	4-2
3/21	at Mississippi	L	0-8
3/23	vs. #21 Wisconsin ^	L	0-9
3/23	vs. #3 California ^	L	4-5
3/24	vs. Mercer ^	W	2-1
3/24	vs. Harvard ^	L	3-4 (8)
3/28	Austin Peay*	W	8-0
3/28	Austin Peay*	W	11-4
3/30	at Tennessee State*	W	12-3
3/31	at Tennessee Tech*	L	4-5 (9)
3/31	at Tennessee Tech*	L	1-5
4/1	at Tennessee Tech*	W	5-2
4/5	at Eastern Illinois*	L	1-3
4/5	at Eastern Illinois*	W	3-0
4/10	UT Martin*	W	2-0
4/10	UT Martin*	W	11-3
4/12	Eastern Illinois*	W	7-3
4/13	Tennessee State*	W	7-4 (12)
4/13	Tennessee State*	W	9-1
4/14	Middle Tennessee	L	0-4
4/14	Middle Tennessee	L	0-4
4/16	Southern Illinois	L	0-11
4/18	Saint Louis	L	1-2 (8)
4/18	Saint Louis	W	11-3
4/21	at Eastern Kentucky*	W	2-1
4/21	at Eastern Kentucky*	W	6-4
4/22	at Eastern Kentucky*	L	1-2

4/24	Missouri	L	3-4
4/24	Missouri	L	1-5
4/25	at UT Martin*	W	3-2
4/25	at UT Martin	W	5-2
4/28	Morehead State*	W	4-2
4/28	Morehead State*	W	9-3
4/29	Morehead State*	W	6-4
5/1	at Austin Peay*	L	0-1
5/4	vs. Eastern Kentucky +	L	0-2
5/4	vs. Tennessee State +	W	1-0
5/5	vs. Eastern Illinois +	L	0-1

\* - OVC Game; ! - Southeast Softball Classic (Cape Girardeau, Mo.); # - Kentucky Invitational Tournament (Lexington, Ky.); ^ - Georgia Tech Buzz Classic (Atlanta, Ga.); OVC Tournament (Cookeville, Tenn.)

### 2002 Lana Richmond (14-27, 9-12 OVC)

3/1	Mississippi	L	3-5
3/1	Mississippi	L	1-4
3/5	at Southern Illinois	L	0-1
3/5	at Southern Illinois	L	1-7
3/7	Loyola-Chicago	L	2-6
3/7	Loyola-Chicago	L	3-8
3/11	Indiana State	W	6-2
3/15	vs. Pittsburgh #	L	4-5
3/15	vs. Jacksonville State #	L	1-3
3/16	vs. Birmingham Southern #	L	1-7
3/16	vs. Gardner-Webb #	W	8-1
3/19	at College of Charleston	W	6-2
3/19	at College of Charleston	L	1-3
3/23	Eastern Kentucky*	L	2-3
3/23	Eastern Kentucky*	L	1-2
3/24	Eastern Kentucky*	L	1-7
3/29	at Tennessee State*	L	6-7 (9)
3/29	at Tennessee State*	W	15-7
4/1	at Tennessee State*	W	9-3
4/3	at Missouri	L	2-10
4/3	at Missouri	L	0-12
4/6	Austin Peay*	W	3-2
4/6	Austin Peay*	W	4-1
4/7	Austin Peay*	L	5-6
4/9	Eastern Illinois*	L	4-5
4/9	Eastern Illinois*	L	0-6
4/13	Tennessee Tech*	W	2-0
4/13	Tennessee Tech*	L	2-3
4/14	Tennessee Tech*	L	0-7
4/16	at UT Martin*	W	3-2
4/16	at UT Martin*	L	1-2
4/18	at Eastern Illinois*	W	4-0
4/20	at Morehead State*	W	7-5
4/20	at Morehead State*	W	9-3
4/21	at Morehead State*	L	0-3
4/24	Southern Illinois	L	1-3
4/27	UT Martin*	L	1-5
4/27	UT Martin	W	5-1
5/3	vs. Austin Peay +	W	5-3
5/3	vs. Eastern Kentucky +	L	0-7
5/4	vs. UT Martin +	L	1-4

\* - OVC Game; # - Winthrop Tournament (Rock Hill, S.C.); OVC Tournament (Richmond, Ky.)

<b>2003 Lana Richmond (18-29, 11-9 OVC)</b>			
3/4	at Lipscomb	W	6-0 (9)
3/4	at Lipscomb	L	5-6
3/5	at Evansville	L	1-3
3/5	at Evansville	L	0-6
3/7	Siena !	W	8-1
3/8	Middle Tennessee !	L	0-6
3/8	Drake !	L	1-5
3/9	Missouri State !	L	1-8
3/9	Lipscomb !	W	17-8
3/14	vs. Toledo #	L	2-4
3/14	vs. UNC Greensboro #	L	2-8
3/16	at Winthrop #	L	1-4
3/17	vs. Marshall	L	2-5
3/17	vs. Marshall	W	5-4
3/20	at Middle Tennessee	L	0-5
3/20	at Middle Tennessee	L	0-10
3/26	Southern Illinois	L	1-5
3/26	Southern Illinois	L	3-9
3/29	Tennessee State*	W	4-0
3/29	Tennessee State*	W	4-3
3/30	Tennessee State*	L	4-10
4/2	Missouri	L	0-9
4/2	Missouri	L	0-9
4/5	at Austin Peay*	W	5-0
4/5	at Austin Peay*	L	1-2
4/9	at Eastern Illinois*	L	0-1
4/9	at Eastern Illinois*	W	7-6
4/12	at Tennessee Tech*	W	4-2
4/12	at Tennessee Tech*	L	3-4 (9)
4/13	at Tennessee Tech*	L	3-7
4/16	at Missouri State	L	0-8
4/18	Morehead State*	W	7-4
4/18	Morehead State*	W	6-3
4/19	Morehead State*	L	4-7
4/23	Eastern Illinois*	W	6-5 (11)
4/26	UT Martin*	W	3-0
4/26	UT Martin*	W	5-4
4/27	at UT Martin*	L	1-5
4/29	Saint Louis	L	2-4
5/3	at Eastern Kentucky*	W	4-0
5/3	at Eastern Kentucky*	L	1-4
5/4	at Eastern Kentucky*	L	0-3
5/8	vs. Austin Peay +	W	5-4
5/8	vs. Tennessee Tech +	L	0-4
5/9	vs. UT Martin +	W	4-3 (9)
5/9	vs. Eastern Illinois +	W	4-2
5/9	vs. Eastern Kentucky +	L	2-7

\* - OVC Game; ! - Southeast Softball Classic (Cape Girardeau, Mo.); # - Winthrop Tournament (Rock Hill, S.C.); OVC Tournament (Cookeville, Tenn.)

### 2004 Lana Richmond (16-36, 10-14 OVC)

3/5	vs. Belmont @	W	4-2 (8)
3/6	at Western Kentucky @	L	0-10
3/7	vs. Illinois State @	L	7-9
3/7	vs. Belmont @	L	3-6
3/9	at Belmont	W	6-1
3/9	at Belmont	L	1-4
3/12	Missouri State !	L	3-5 (9)
3/13	Valparaiso !	L	5-6
3/13	Iowa State !	W	8-4
3/14	Indiana State !	L	1-3



# SOUTHEAST MISSOURI SOFTBALL



## YEARLY RESULTS

3/14	Bradley !	W	8-6 (8)	3/20	at UT Martin*	W	6-3
3/17	vs. Rider #	L	1-2	3/22	Wright State	W	10-6
3/17	vs. Iona #	L	1-2	3/23	Belmont	W	7-5
3/18	vs. Cleveland State #	L	0-3	3/23	Belmont	L	4-5
3/18	vs. Colorado State #	L	1-7	3/25	at Morehead State*	W	7-2
3/19	vs. Colgate #	L	1-4	3/25	at Morehead State*	L	5-8
3/19	vs. Vermont #	W	2-1 (8)	3/26	at Morehead State*	W	3-1
3/20	vs. Cornell #	L	1-4	3/29	at Evansville	L	2-3
3/20	vs. Fordham #	L	1-5	3/29	at Evansville	L	0-9
3/23	Evansville	L	2-9	4/2	at Tennessee State*	W	9-1
3/23	Evansville	L	2-9	4/3	at Tennessee State*	L	1-3
3/25	at Southern Illinois	L	0-3	4/3	at Tennessee State*	W	14-0
3/25	at Southern Illinois	L	1-3	4/6	Southern Illinois	L	1-4
3/30	at Saint Louis	L	1-2 (8)	4/6	Southern Illinois	L	0-1
3/30	at Saint Louis	L	4-6	4/9	Eastern Kentucky*	W	3-1
4/1	Eastern Illinois*	L	1-4	4/9	Eastern Kentucky*	W	8-0
4/1	Eastern Illinois*	W	3-2	4/10	Eastern Kentucky*	W	3-2
4/3	Tennessee State*	W	9-1	4/14	Saint Louis	L	3-7
4/3	Tennessee State*	W	8-0	4/14	Saint Louis	W	8-3
4/4	Tennessee State*	W	3-0	4/16	Samford*	W	7-0
4/7	Austin Peay*	L	2-5 (8)	4/16	Samford*	W	2-1
4/7	Austin Peay*	W	8-0	4/17	Samford*	L	3-4
4/9	at Tennessee Tech*	L	1-3	4/20	at Eastern Illinois*	L	6-7 (12)
4/9	at Tennessee Tech*	L	0-7	4/20	at Eastern Illinois*	L	1-4
4/10	at Tennessee Tech*	W	3-1 (10)	4/23	Tennessee Tech*	L	3-6
4/17	Jacksonville State*	L	5-6	4/24	Tennessee Tech*	L	3-6
4/17	Jacksonville State*	L	3-6	4/24	Tennessee Tech*	L	2-3 (10)
4/18	Jacksonville State*	L	5-9	4/27	at Jacksonville State*	L	0-5
4/24	at Morehead State*	W	3-1	4/27	at Jacksonville State*	L	2-7
4/24	at Morehead State*	L	3-4	4/28	at Jacksonville State*	L	0-4
4/25	at Morehead State*	W	4-1	5/6	Eastern Illinois*	W	3-1
4/27	UT Martin*	W	5-4	5/7	Austin Peay*	W	5-1
4/27	UT Martin*	L	2-3	5/7	Austin Peay*	W	4-0
5/2	Eastern Kentucky*	L	0-3	5/8	Austin Peay*	L	2-4
5/2	Eastern Kentucky*	L	1-3 (10)	5/12	vs. UT Martin +	L	2-3
5/5	at Eastern Illinois*	W	2-1	5/13	vs. Samford +	W	6-5 (11)
5/8	Samford*	L	0-2	5/13	vs. UT Martin +	W	4-1
5/8	Samford*	L	0-2	5/14	vs. Jacksonville State +	L	4-6
5/9	Samford*	L	2-3				
5/13	vs. Tennessee Tech +	W	3-0				
5/13	vs. UT Martin +	L	6-9 (8)				
5/14	vs. Jacksonville State +	L	4-5				

\* - OVC Game; @ - Western Kentucky  
Tournament (Bowling Green, Ky.); ! - Southeast  
Softball Classic (Cape Girardeau, Mo.);  
# - Rebel Spring Games (Kissimmee, Fla.);  
OVC Tournament (Richmond, Ky.)

### 2005

#### Lana Richmond (27-28, 13-14 OVC)

3/5	vs. Missouri @	L	0-8
3/5	at UMKC @	W	5-2
3/6	vs. Missouri State @	L	5-7
3/6	vs. Missouri @	L	2-6
3/8	Lipscomb	L	4-5
3/8	Lipscomb	L	3-7
3/12	vs. Saint Peters #	W	4-0
3/12	vs. Sacred Heart #	W	8-0
3/13	vs. Cleveland State #	W	4-1
3/13	vs. Colgate #	W	4-3
3/14	vs. Columbia #	L	4-5
3/15	vs. Northern Colorado #	W	4-1
3/15	vs. George Washington #	W	1-0
3/16	vs. George Mason #	W	5-0
3/16	vs. Yale #	W	3-0
3/19	at UT Martin*	L	2-5
3/19	at UT Martin*	L	0-2

### 2006

#### Lana Richmond (28-24, 14-13 OVC)

2/24	vs. Alcorn State @	W	5-0
2/24	at Mississippi State @	L	2-5
2/26	vs. Northwestern State @	W	12-7
2/26	at Mississippi State @	L	0-3
3/3	at Missouri State ^	L	1-2
3/3	vs. Missouri ^	L	1-7
3/4	vs. UMKC ^	W	4-0
3/4	vs. Saint Louis ^	W	8-4
3/7	at Southern Illinois	L	0-4
3/7	at Southern Illinois	L	4-8
3/11	Lipscomb #	L	2-3
3/11	IUPUI #	W	18-7
3/12	Northern Iowa #	W	9-3
3/12	Northern Iowa #	W	5-4 (8)
3/18	at Austin Peay*	W	4-1 (9)
3/18	at Austin Peay*	W	4-2
3/19	at Austin Peay*	W	5-2
3/22	at Middle Tennessee	W	11-0
3/22	at Middle Tennessee	W	12-3
3/23	at Memphis	W	2-1
3/23	at Memphis	L	2-3
3/25	UT Martin*	L	1-2

\* - OVC Game; @ - All-Missouri Cancer Classic  
(Kansas City, Mo.); # - Rebel Spring Games  
(Orlando, Fla.); + - OVC Tournament  
(Jacksonville, Ala.)

3/25	UT Martin*	W	2-1
3/26	UT Martin*	W	3-1
3/29	Evansville	W	4-2
3/29	Evansville	W	10-1
4/1	Morehead State*	W	8-0
4/1	Morehead State*	W	9-1
4/2	Morehead State*	W	4-0
4/4	at Saint Louis	L	0-3
4/4	at Saint Louis	W	9-0
4/8	Tennessee State*	W	6-4
4/8	Tennessee State*	W	1-0
4/9	Tennessee State*	W	15-2
4/14	at Eastern Kentucky*	W	3-1
4/14	at Eastern Kentucky*	L	1-15
4/15	at Eastern Kentucky*	L	1-4
4/18	Eastern Illinois*	W	11-1
4/18	Eastern Illinois*	W	10-5
4/21	at Samford*	L	0-1
4/22	at Samford*	L	1-2
4/22	at Samford*	L	1-2
4/29	at Tennessee Tech*	L	0-1
4/29	at Tennessee Tech*	L	1-9
4/30	at Tennessee Tech*	L	1-2
5/3	at Eastern Illinois*	L	1-7
5/6	Jacksonville State*	L	2-3
5/6	Jacksonville State*	L	3-5
5/7	Jacksonville State*	L	3-10
5/11	vs. UT Martin +	W	3-0
5/11	vs. Tennessee Tech +	L	0-8
5/12	vs. Eastern Kentucky +	L	0-3

\* - OVC Game; @ - Mississippi State  
Invitational (Starkville, Miss.); ^ - All-Missouri  
Cancer Classic (Springfield, Mo.); # - South-  
east Softball Classic (Cape Girardeau, Mo.);  
OVC Tournament (Cookeville, Tenn.)

### 2007

#### Lana Richmond (20-29, 11-16 OVC)

2/23	at Memphis @	L	1-2 (9)
2/23	vs. Alabama A&M @	W	8-0
2/25	vs. Evansville @	L	2-3
2/25	vs. Central Arkansas @	W	11-1
3/4	vs. UMKC ^	L	0-6
3/4	vs. Missouri State ^	L	4-10
3/9	Belmont #	W	9-0
3/10	Belmont #	L	0-4
3/10	Bradley #	L	2-3
3/11	#18 Illinois State #	L	0-7
3/11	IUPUI #	W	9-0
3/17	Samford*	W	3-1
3/17	Samford*	L	2-10
3/18	Samford*	W	9-1
3/19	at Western Kentucky	L	1-3
3/19	at Western Kentucky	L	8-10
3/20	at Middle Tennessee	L	2-3 (12)
3/21	at Mississippi	L	2-12
3/21	at Mississippi	W	7-3
3/24	at Tennessee State*	L	3-4
3/24	at Tennessee State*	L	0-2
3/25	at Tennessee State*	W	1-0
3/28	at Evansville	W	5-3
3/28	at Evansville	L	6-7 (8)
3/31	Eastern Kentucky*	L	9-10
4/1	Eastern Kentucky*	L	3-12
4/1	Eastern Kentucky*	W	3-2
4/6	at Jacksonville State*	L	3-6
4/6	at Jacksonville State*	L	4-9

\* - OVC Game; @ - Blues City Classic  
(Southaven, Miss.); ^ - All-Missouri  
Cancer Classic (St. Louis, Mo.); # - Southeast  
Softball Classic (Cape Girardeau, Mo.)

### 2008

#### Lana Richmond (24-28, 11-16 OVC)

2/14	at Jacksonville State	W	8-0
2/14	at Jackson State	W	12-3
2/15	vs. Central Arkansas @	W	5-3
2/17	vs. Iowa State @	L	1-8
2/17	at UL-Monroe @	L	1-2
2/22	vs. Morehead State !	L	0-2
2/22	vs. Arkansas-Pine Bluff !	W	11-2
2/23	at Memphis !	L	1-3
2/23	vs. Evansville !	L	4-16
2/24	vs. Alabama A&M !	W	15-0
3/2	Missouri State ^	W	3-1
3/2	Saint Louis ^	W	7-3
3/7	vs. Florida Gulf Coast #	L	0-5
3/7	vs. Bethune-Cookman #	W	4-0
3/8	vs. Towson #	L	4-5 (8)
3/8	at Florida Atlantic #	L	6-7
3/9	vs. Bethune-Cookman #	L	2-5 (9)
3/11	vs. Longwood %	W	2-0
3/11	vs. Longwood %	L	1-12
3/12	at Belmont	L	0-1
3/13	at Belmont	W	10-8
3/15	at Eastern Kentucky*	L	2-6
3/16	at Eastern Kentucky*	L	2-10
3/16	at Eastern Kentucky*	L	2-10
3/21	at Tennessee Tech*	W	4-0
3/21	at Tennessee Tech*	L	1-5
3/22	at Tennessee Tech*	L	2-3 (12)
3/25	Eastern Illinois*	W	7-2
3/25	Eastern Illinois*	W	7-6
3/29	at Austin Peay*	L	4-5
3/30	at Austin Peay*	W	12-0
3/30	at Austin Peay*	W	9-4
4/5	Tennessee State*	W	5-2
4/5	Tennessee State*	L	2-3
4/6	Tennessee State*	W	6-3
4/9	Middle Tennessee	W	6-4
4/9	Middle Tennessee	L	3-5
4/12	at Samford*	L	0-8
4/12	at Samford*	W	4-3
4/13	at Samford*	L	1-7







# SOUTHEAST MISSOURI SOFTBALL

## YEARLY RESULTS

4/17	at Saint Louis	W	6-0	5/7	vs. Morehead State +	W	1-0
4/17	at Saint Louis	W	2-1	5/8	vs. Tennessee Tech +	W	7-1
4/19	Morehead State*	L	0-6	5/9	vs. UT Martin +	L	2-3 (8)
4/19	Morehead State*	W	5-1	5/9	vs. UT Martin +	L	1-4
4/20	Morehead State*	W	2-1				
4/23	at Eastern Illinois*	L	3-4				
4/26	UT Martin*	W	6-5 (8)				
4/26	UT Martin*	L	2-5				
4/27	UT Martin*	L	5-7				
5/3	Jacksonville State*	L	0-7				
5/3	Jacksonville State*	L	3-6				
5/4	Jacksonville State*	L	4-8 (8)				

\* - OVC Game; @ - Mardi Gras Tournament  
Monroe, La.; ! - Blues City Classic (Southaven,  
Miss.); ^ - All-Missouri Cancer Classic (Cape  
Girardeau, Mo.); # - Florida Atlantic  
Tournament (Boca Raton, Fla.); % Games  
played in Boca Raton, Fla.

### 2009 Lana Richmond (29-21, 16-8 OVC)

2/12	at Jackson State	W	11-0	2/11	at Jackson State	W	11-3
2/13	at UL-Monroe	W	4-1	2/13	vs. UMKC @	W	6-4
2/13	vs. Central Arkansas @	L	0-8	2/13	at UL-Monroe @	L	6-9
2/14	at UL-Monroe @	W	4-3	2/19	vs. McNeese State !	L	2-6
2/14	vs. Centenary @	W	5-4 (8)	2/19	vs. Fort Wayne !	W	7-4
2/15	vs. Centenary @	L	2-10	2/20	vs. Indiana State !	W	6-3
3/4	at #18 Southern Illinois	L	1-2	2/20	vs. Appalachian State !	L	2-10
3/4	at #18 Southern Illinois	L	0-6	3/5	vs. UMKC ^	L	1-7
3/6	at Missouri State ^	W	4-1 (8)	3/5	vs. Saint Louis ^	L	2-10
3/6	vs. UMKC ^	W	10-3 (8)	3/6	at #4 Missouri ^	L	0-13
3/7	vs. Saint Louis ^	W	1-0	3/6	vs. Missouri State ^	L	3-7
3/7	vs. #12 Missouri ^	L	0-8	3/10	Fort Wayne	W	4-3 (8)
3/17	at North Carolina A&T	W	8-7	3/11	Illinois State	L	1-12
3/17	at North Carolina A&T	W	6-0	3/13	vs. SIU Edwardsville #	W	7-6
3/18	at Elon	L	2-4	3/13	at Arkansas #	L	2-4
3/18	at Elon	L	1-8	3/14	vs. Louisiana Tech #	L	3-5
3/18	at Morehead State*	W	1-0	3/14	vs. SIU Edwardsville #	L	5-6
3/20	at Morehead State*	W	7-4	3/16	IUPUI	W	15-7
3/21	at Morehead State*	L	1-2 (10)	3/16	IUPUI	W	5-4 (8)
3/28	Tennessee Tech*	W	3-2	3/17	at Indiana State	W	5-3 (8)
3/28	Tennessee Tech*	L	0-13	3/17	at Indiana State	L	2-4
3/29	Tennessee Tech*	L	1-6	3/20	Morehead State*	L	2-9
4/1	Missouri-St. Louis	L	0-6	3/20	Morehead State*	L	5-7
4/1	Missouri-St. Louis	L	3-4	3/27	at Eastern Kentucky*	L	4-5
4/4	at Jacksonville State*	L	1-12	3/27	at Eastern Kentucky*	W	6-0
4/4	at Jacksonville State*	L	0-9	3/28	at Eastern Kentucky*	L	2-7
4/5	at Jacksonville State*	L	1-11	3/31	Eastern Illinois*	L	0-3
4/8	SIU Edwardsville	L	1-6	3/31	Eastern Illinois*	L	2-10
4/8	SIU Edwardsville	L	3-12	4/2	at Austin Peay*	L	3-4 (8)
4/10	at UT Martin*	L	1-2	4/2	at Austin Peay*	W	12-5
4/10	at UT Martin*	L	2-8	4/3	at Austin Peay*	L	2-11
4/11	at UT Martin*	W	4-3	4/9	Tennessee State*	W	9-0
4/15	Saint Louis	W	5-4 (8)	4/9	Tennessee State*	L	4-6
4/15	Saint Louis	W	9-5	4/10	Tennessee State*	W	7-5
4/18	Austin Peay*	W	4-1	4/14	at Eastern Illinois*	L	0-2
4/18	Austin Peay*	W	6-5 (9)	4/17	at Murray State*	L	1-9
4/19	Austin Peay*	W	7-5	4/17	at Murray State*	W	9-6
4/23	at Eastern Illinois*	W	6-2	4/18	at Murray State*	L	4-9
4/23	at Eastern Illinois*	W	11-3	4/22	at SIU Edwardsville	W	3-2 (9)
4/25	Eastern Kentucky*	W	4-3	4/22	at SIU Edwardsville	L	2-3
4/25	Eastern Kentucky*	W	8-5	5/1	UT Martin*	L	3-4 (8)
4/26	Eastern Kentucky*	W	4-3	5/2	UT Martin*	L	1-5
4/29	Eastern Illinois*	W	8-3	5/2	UT Martin*	L	0-2
5/2	at Tennessee State*	W	9-1	5/5	at Saint Louis	W	6-3
5/2	at Tennessee State*	W	4-3	5/5	at Saint Louis	L	1-9
5/3	at Tennessee State*	W	8-7	5/8	at Tennessee Tech*	L	0-4
				5/8	at Tennessee Tech*	L	1-2
				5/9	at Tennessee Tech*	W	2-0

\* - OVC Game; @ - Mardi Gras Classic  
Monroe, La.; ^ - All-Missouri Cancer Classic  
(Columbia, Mo.); ! - Blues City Classic  
(Memphis, Tenn.); # - Arkansas Invitational  
(Fayetteville, Ark.)

### 2011 Lana Richmond (31-30, 17-12 OVC)

2/11	vs. Northwestern State @	L	1-2	2/11	vs. Northwestern State @	L	1-2
2/11	at UL-Monroe @	L	3-11	2/11	at UL-Monroe @	L	1-6
2/12	vs. Indiana State @	W	6-2	2/12	vs. Northwestern State @	L	2-10
2/12	at UL-Monroe @	L	1-6	2/25	vs. South Alabama !	L	3-8
2/13	vs. Northwestern State @	L	2-10	2/25	vs. Western Kentucky !	L	5-8
2/25	vs. South Alabama !	L	3-8	2/26	vs. Louisiana Tech !	W	5-4
2/25	vs. Western Kentucky !	L	5-8	2/26	vs. Austin Peay !	W	6-3
2/26	vs. Louisiana Tech !	W	5-4	2/27	at Mississippi !	L	2-4
2/26	vs. Austin Peay !	W	6-3	3/4	vs. #18 Missouri ^	L	0-5
2/27	at Mississippi !	L	2-4	3/4	vs. Missouri State ^	L	2-3
3/4	vs. #18 Missouri ^	L	0-5	3/5	at Saint Louis ^	L	3-8
3/4	vs. Missouri State ^	L	2-3	3/9	Southern Illinois	L	0-10
3/5	at Saint Louis ^	L	3-8	3/12	at SIU Edwardsville*	W	11-4 (9)
3/9	Southern Illinois	L	0-10	3/12	at SIU Edwardsville*	W	8-6 (8)
3/12	at SIU Edwardsville*	W	11-4 (9)	3/13	at SIU Edwardsville*	L	1-11
3/12	at SIU Edwardsville*	W	8-6 (8)	3/17	at Belmont	L	0-3
3/13	at SIU Edwardsville*	L	1-11	3/17	at Belmont	L	5-6 (8)
3/17	at Belmont	L	0-3	3/19	Tennessee Tech*	W	4-1
3/17	at Belmont	L	5-6 (8)	3/19	Tennessee Tech*	W	6-3
3/19	Tennessee Tech*	W	4-1	3/20	Tennessee Tech*	L	1-4
3/19	Tennessee Tech*	W	6-3	3/20	Tennessee Tech*	L	1-4
3/20	Tennessee Tech*	L	1-4	3/23	Evansville	L	2-4 (8)
3/23	Evansville	L	2-4 (8)	3/23	Evansville	W	9-0
3/23	Evansville	W	9-0	3/26	at Jacksonville State*	W	7-6
3/26	at Jacksonville State*	W	7-6	3/26	at Jacksonville State*	L	5-8
3/26	at Jacksonville State*	L	5-8	3/27	at Jacksonville State*	L	8-13
3/27	at Jacksonville State*	L	8-13	3/30	UT Martin*	W	5-4
3/30	UT Martin*	W	5-4	3/30	UT Martin*	L	1-7
4/2	Austin Peay*	W	8-5	4/2	Austin Peay*	W	8-5
4/2	Austin Peay*	W	9-1	4/2	Austin Peay*	W	9-1
4/3	Austin Peay*	L	1-2	4/3	Austin Peay*	L	1-2
4/6	Indiana State	W	10-8	4/6	Indiana State	W	10-8
4/6	Indiana State	W	4-2	4/6	Indiana State	W	4-2
4/7	at UT Martin*	L	2-7	4/7	at UT Martin*	L	2-7
4/9	at Tennessee State*	W	6-5	4/9	at Tennessee State*	W	6-5
4/9	at Tennessee State*	W	5-3	4/9	at Tennessee State*	W	5-3
4/10	at Tennessee State*	W	10-0	4/10	at Tennessee State*	W	10-0
4/13	at Eastern Illinois*	L	0-2	4/13	at Eastern Illinois*	L	0-2
4/13	at Eastern Illinois*	L	0-4	4/13	at Eastern Illinois*	L	0-4
4/16	Murray State*	W	10-9 (8)	4/16	Murray State*	W	10-9 (8)
4/16	Murray State*	W	11-4	4/16	Murray State*	W	11-4
4/17	Murray State*	L	7-9	4/17	Murray State*	L	7-9
4/19	Eastern Illinois*	W	8-4	4/19	Eastern Illinois*	W	8-4
4/22	Williams Baptist	W	4-1	4/22	Williams Baptist	W	4-1
4/22	Williams Baptist	W	5-2	4/22	Williams Baptist	W	5-2
4/28	at Middle Tennessee	W	3-2	4/28	at Middle Tennessee	W	3-2
4/28	at Middle Tennessee	L	3-7	4/28	at Middle Tennessee	L	3-7
4/30	at Morehead State*	W	14-7	4/30	at Morehead State*	W	14-7
4/30	at Morehead State*	W	4-3	4/30	at Morehead State*	W	4-3
5/4	Saint Louis	W	5-1	5/4	Saint Louis	W	5-1
5/4	Saint Louis	L	2-3	5/4	Saint Louis	L	2-3
5/7	Eastern Kentucky*	W	5-1	5/7	Eastern Kentucky*	W	5-1
5/7	Eastern Kentucky*	L	0-8	5/7	Eastern Kentucky*	L	0-8
5/8	Eastern Kentucky*	L	2-9 (12)	5/8	Eastern Kentucky*	L	2-9 (12)
5/12	vs. SIU Edwardsville +	W	4-3 (8)	5/12	vs. SIU Edwardsville +	W	4-3 (8)
5/12	vs. Eastern Illinois +	W	4-0	5/12	vs. Eastern Illinois +	W	4-0
5/13	vs. Jacksonville State +	L	0-4	5/13	vs. Jacksonville State +	L	0-4
5/14	vs. Eastern Illinois +	W	9-1	5/14	vs. Eastern Illinois +	W	9-1
5/14	vs. Jacksonville State +	W	3-2	5/14	vs. Jacksonville State +	W	3-2
5/15	vs. Jacksonville State +	L	5-9	5/15	vs. Jacksonville State +	L	5-9

\* - OVC Game; @ - Mardi Gras Classic  
Monroe, La.; ! - Red & Blue Classic (Oxford,  
Miss.); ^ - All-Missouri Cancer Classic  
(St. Louis, Mo.); + - OVC Tournament  
(Charleston, Ill.)

### 2012 Lana Richmond (25-30, 13-16 OVC)

2/9	at Jackson State	L	1-11
2/10	vs. Grambling State @	W	15-8
2/10	vs. IUPUI @	L	0-5
2/11	vs. Grambling State @	W	21-3
2/11	at UL-Monroe @	W	8-4
2/12	vs. Northwestern State @	W	3-1
2/24	vs. Miami (Ohio) !	L	2-6
2/24	vs. Western Illinois !	L	4-12
2/25	vs. Northern Iowa !	L	1-2
2/25	vs. Missouri State !	L	1-4
2/26	at Memphis !	L	0-1
3/3	vs. Saint Louis ^	L	4-5 (8)
3/3	vs. #13 Missouri ^	L	0-9
3/4	at UMKC ^	L	2-5 (8)
3/4	vs. Missouri State ^	L	4-5
3/10	Morehead State*	W	11-10
3/10	Morehead State*	L	1-3
3/11	Morehead State*	W	9-5
3/14	at Indiana State	W	4-0
3/14	at Indiana State	W	9-6
3/15	at Evansville	W	6-1
3/15	at Evansville	L	4-5
3/17	at Eastern Kentucky*	L	2-3 (8)
3/17	at Eastern Kentucky*	W	7-5 (8)
3/18	at Eastern Kentucky*	L	2-4
3/21	at UT Martin*	L	4-5 (9)
3/21	at UT Martin*	L	1-2
3/25	SIU Edwardsville*	W	9-8
3/25	SIU Edwardsville*	W	4-1
3/29	UT Martin*	L	2-3
3/31	at Tennessee Tech*	W	6-2
3/31	at Tennessee Tech*	L	1-6
4/1	at Tennessee Tech*	L	2-3
4/4	Eastern Illinois*	L	2-3
4/4	Eastern Illinois*	L	3-5
4/6	Jacksonville State*	W	3-1
4/6	Jacksonville State*	L	8-9
4/7	Jacksonville State*	L	1-2
4/11	Middle Tennessee	W	8-2
4/11	Middle Tennessee	W	10-3
4/14	at Austin Peay*	W	5-4 (8)
4/14	at Austin Peay*	W	7-3
4/15	at Austin Peay*	W	6-2
4/18	at Eastern Illinois*	L	0-1
4/21	Tennessee State*	W	2-0
4/21	Tennessee State*	W	12-4
4/22	Tennessee State*	W	6-2
4/25	at Southern Illinois	L	6-7
4/28	at Murray State*	L	1-3
4/28	at Murray State*	L	7-10
4/29	at Murray State*	L	7-8
5/1	at Saint Louis	L	0-1
5/1	at Saint Louis	W	6-1
5/2	Belmont	W	5-3
5/2	Belmont	W	14-13 (10)

# SOUTHEAST MISSOURI SOFTBALL



## YEARLY RESULTS

### 2013

#### Lana Richmond (15-33, 6-18 OVC)

2/7	at Jackson State	L	0-1
2/8	vs. Mississippi Valley @	W	3-2
2/8	vs. Grambling State @	W	6-3
2/9	at UL-Monroe @	L	1-5
2/9	at Northwestern State @	L	0-8
2/22	vs. Detroit Mercy !	W	10-7 (10)
2/23	vs. Samford !	L	1-2 (8)
2/23	vs. Nicholls State !	L	7-8
2/24	vs. Mississippi State !	L	4-8
2/24	at Memphis !	L	1-2
3/7	Missouri State	W	3-2
3/7	Missouri State	L	1-2
3/9	vs. Bowling Green ^	L	1-4
3/9	at Evansville ^	L	0-8
3/10	at Murray State ^	W	4-1
3/10	at Evansville ^	L	2-9
3/13	Indiana State	W	5-4
3/13	Indiana State	W	9-4
3/16	at Murray State*	W	9-3
3/16	at Murray State*	L	1-8
3/20	Georgia Tech	L	4-9
3/21	at Western Kentucky	L	3-10
3/23	at Belmont*	L	11-12
3/23	at Belmont*	W	3-1
3/24	at Tennessee State*	W	4-0
3/29	SIU Edwardsville*	L	0-13
3/29	SIU Edwardsville*	L	1-11
3/30	SIU Edwardsville*	L	1-9
4/2	Evansville	L	0-1
4/2	Evansville	W	3-2
4/6	at Jacksonville State*	L	2-4
4/6	at Jacksonville State*	L	5-13
4/7	at Tennessee Tech*	L	1-9
4/7	at Tennessee Tech*	L	0-4
4/13	Eastern Illinois*	L	1-5
4/13	Eastern Illinois*	W	4-1
4/14	Eastern Illinois*	L	1-10
4/20	Eastern Kentucky*	W	12-11
4/20	Eastern Kentucky*	L	4-6
4/21	Morehead State*	L	6-7
4/21	Morehead State*	W	5-4
4/25	Southern Illinois	W	14-7
4/28	at Austin Peay*	L	0-6
4/28	at Austin Peay*	L	5-6
4/29	at Austin Peay*	L	1-4
5/1	Saint Louis	L	1-5
5/4	UT Martin*	L	9-11
5/4	UT Martin*	L	5-14

\* - OVC Game; @ - Mardi Gras Classic  
Monroe, La.; ! - Blues City Classic (Memphis,  
Tenn.); ^ - Evansville Tournament  
(Evansville, Ind.)

### 2014

#### Lana Richmond (11-34, 3-20 OVC)

2/14	vs. Houston Baptist @	W	9-7
2/14	at UL-Monroe @	L	4-6
2/15	vs. Houston Baptist @	L	3-6
2/15	vs. Grambling State @	W	9-1
2/16	vs. Grambling State @	W	2-0
2/22	vs. Lipscomb !	L	0-11
2/22	vs. Loyola-Chicago !	W	13-3
2/23	vs. Ball State !	L	2-11
2/23	at Memphis !	L	1-6
3/1	Missouri State ^	L	0-8
3/1	Saint Louis ^	L	4-7
3/15	Missouri-St. Louis	W	5-4
3/15	Missouri-St. Louis	L	4-6
3/18	North Dakota State	L	0-11
3/19	at Indiana State	L	2-3
3/19	at Indiana State	L	0-2
3/20	at Evansville	L	5-6 (8)
3/20	at Evansville	L	4-8
3/22	at Eastern Kentucky*	L	1-5
3/22	at Eastern Kentucky*	W	5-3
3/23	at Morehead State*	L	6-7
3/23	at Morehead State*	L	4-7
3/29	Austin Peay*	L	1-4
3/29	Austin Peay*	W	13-4
3/30	Austin Peay*	L	2-6
4/5	Belmont*	L	0-6
4/5	Belmont*	L	5-14
4/6	Tennessee State*	L	1-3
4/6	Tennessee State*	L	3-4
4/12	at SIU Edwardsville*	L	0-10
4/12	at SIU Edwardsville*	L	2-9
4/13	at SIU Edwardsville*	L	0-3
4/18	Jacksonville State*	L	0-9
4/18	Jacksonville State*	L	0-9
4/18	Tennessee Tech*	L	0-3
4/19	Tennessee Tech*	L	3-5
4/23	at Saint Louis	L	0-8
4/23	at Saint Louis	W	9-7
4/26	at UT Martin*	L	1-6
4/26	at UT Martin*	L	6-12
4/30	Missouri Baptist	W	10-5
4/30	Missouri Baptist	W	13-1
5/3	Murray State*	L	4-5
5/3	Murray State*	L	0-1
5/4	Murray State*	W	5-3

\* - OVC Game; @ - Mardi Gras Classic  
Monroe, La.; ! - Blues City Classic (Southaven,  
Miss.); ^ - All-Missouri Cancer Classic  
(Cape Girardeau, Mo.)

### 2015

#### Mark Redburn (19-27, 12-12 OVC)

2/13	vs. Alabama State @	L	5-8
2/13	at UL-Monroe @	L	3-11
2/14	vs. Alabama State @	L	7-12
2/14	vs. Grambling State @	W	11-7
2/15	vs. Grambling State @	W	10-8
2/27	at Southeastern La. !	W	10-8
2/27	vs. Saint Louis !	L	7-8
2/28	vs. UT Martin !	L	1-2 (8)
3/1	vs. Arkansas !	L	2-5
3/11	at Missouri	L	1-2
3/11	at Missouri	L	1-10
3/17	UT Martin*	W	9-6
3/17	UT Martin*	L	3-6 (8)
3/18	Indiana State	L	4-9
3/18	Indiana State	L	5-9 (8)
3/21	at Tennessee Tech*	L	0-3
3/21	at Tennessee Tech*	W	6-4
3/23	at Jacksonville State*	L	4-10
3/23	at Jacksonville State*	L	5-6
3/28	SIU Edwardsville*	L	3-12
3/28	SIU Edwardsville*	L	0-7
3/29	SIU Edwardsville*	L	4-8
3/31	at Missouri State	W	8-4
3/31	at Missouri State	L	0-4
4/3	at Tennessee State*	W	7-2
4/4	at Belmont*	W	4-2
4/4	at Belmont*	W	4-3
4/8	Southern Illinois	W	4-3 (10)
4/11	at Murray State*	L	3-4
4/11	at Murray State*	L	5-6
4/12	at Murray State*	L	1-2
4/18	Morehead State*	W	1-0
4/18	Morehead State*	L	1-3
4/22	Saint Louis	L	3-6
4/22	Saint Louis	W	5-4
4/23	at Tennessee State*	W	12-4
4/25	Eastern Illinois*	W	6-0
4/25	Eastern Illinois*	W	9-4
4/26	Eastern Illinois*	L	4-7
4/29	at Arkansas	L	5-13
4/29	at Arkansas	W	4-3 (8)
5/2	at Austin Peay*	W	8-1
5/2	at Austin Peay*	W	6-5
5/3	at Austin Peay*	W	11-10
5/6	vs. Jacksonville State +	L	0-21
5/7	vs. Eastern Illinois +	L	9-10 (12)

\* - OVC Game; @ - Mardi Gras Classic  
Monroe, La.; ! - Lion Classic Scramble  
(Hammond, La.); + - OVC Tournament  
(Edwardsville, Ill.)

### 2016

#### Mark Redburn (16-33, 10-17 OVC)

2/12	vs. Louisiana Tech @	L	2-11
2/13	vs. #11 Louisiana @	L	0-8
2/13	vs. Houston Baptist @	W	10-7
2/14	vs. Central Arkansas @	L	4-5
2/14	vs. #25 South Alabama @	L	2-5
2/26	vs. Western Carolina !	L	0-8
2/26	vs. Ball State !	L	3-6
2/27	vs. Valparaiso !	W	3-2
2/28	at Western Kentucky !	W	8-3
3/5	vs. Missouri State ^	L	3-9
3/5	vs. Northern Illinois ^	W	6-3
3/6	vs. UMKC ^	L	0-9
3/6	at Saint Louis ^	L	3-4
3/15	at Jackson State	W	10-1
3/15	at Jackson State	W	9-8
3/16	at Southeastern La.	L	1-7
3/16	at Southeastern La.	L	3-4
3/19	Murray State*	W	4-3
3/19	Murray State*	W	9-1
3/20	Murray State*	L	5-16
3/22	at Southern Illinois	L	2-3
3/25	Belmont*	W	3-0
3/25	Belmont*	L	1-2 (9)
3/26	Tennessee State*	W	7-2
3/26	Tennessee State*	W	9-0
4/2	at SIU Edwardsville*	L	1-2
4/2	at SIU Edwardsville*	L	4-5
4/3	at SIU Edwardsville*	L	3-5
4/6	Arkansas	L	4-7
4/6	Arkansas	L	3-4
4/9	Jacksonville State*	L	5-6
4/9	Jacksonville State*	L	2-9
4/10	Tennessee Tech*	L	2-3
4/10	Tennessee Tech*	W	5-2
4/13	at Saint Louis	L	7-12
4/13	at Saint Louis	L	2-6
4/16	at UT Martin*	L	0-1 (9)
4/16	at UT Martin*	L	1-3
4/17	at UT Martin*	L	0-4
4/23	at Eastern Kentucky*	L	2-4
4/23	at Eastern Kentucky*	W	5-2
4/24	at Morehead State*	L	1-6
4/24	at Morehead State*	L	0-1
4/29	Austin Peay*	L	3-7
4/29	Austin Peay*	W	15-6
4/30	Austin Peay*	W	7-4
5/7	at Eastern Illinois*	L	3-4
5/8	at Eastern Illinois*	L	1-6
5/8	at Eastern Illinois*	W	4-1

\* - OVC Game; @ - Sand Dollar Classic  
Gulf Shores, Ala.; ! - Holiday Inn Spring  
Fling (Bowling Green, Ky.); ^ - All-Missouri  
Cancer Classic (St. Louis, Mo.)





# SOUTHEAST MISSOURI SOFTBALL

## YEARLY RESULTS

### 2017 Mark Redburn (23-27, 8-14 OVC)

2/11	vs. Tennessee State !	W	9-1
2/11	vs. Jarvis Christian !	W	17-2
2/12	at Jackson State !	W	13-2
2/17	vs. Middle Tennessee #	L	4-8
2/17	vs. UT Arlington #	L	1-5
2/18	at Southeastern La. #	W	2-0
2/19	vs. Buffalo #	W	7-6 (8)
2/19	vs. Alcorn State #	W	3-2
2/25	at Alcorn State	W	8-0
2/25	at Alcorn State	W	7-5
3/4	vs. Missouri State &	W	2-1
3/4	at UMKC &	W	4-2
3/5	vs. Saint Louis &	L	1-10
3/5	vs. Saint Louis &	L	4-6
3/9	vs. Loyola-Chicago %	W	2-0
3/10	vs. Valparaiso %	L	6-8
3/11	vs. Alabama A&M %	W	7-2
3/12	vs. Alabama State %	W	8-1
3/14	at Georgia Tech	W	6-1
3/15	at Kennesaw State	L	3-4
3/17	vs. Tulsa @	L	0-6
3/17	vs. UMKC @	W	10-0
3/18	vs. #12 LSU @	L	3-7
3/18	vs. Nebraska-Omaha @	L	5-6
3/19	at Kansas @	L	5-6
3/25	at Tennessee Tech*	L	2-3
3/25	at Tennessee Tech*	L	2-3
3/26	at Jacksonville State*	L	0-3
3/26	at Jacksonville State*	L	5-9
4/1	Eastern Illinois*	L	5-7
4/1	Eastern Illinois*	L	1-4
4/8	Austin Peay*	W	3-0
4/8	Austin Peay*	W	4-0
4/9	Murray State*	L	6-11
4/9	Murray State*	L	1-6
4/12	Southern Illinois	L	1-3
4/14	at SIU Edwardsville*	L	0-4
4/14	at SIU Edwardsville*	L	4-5 (10)
4/18	at Missouri	L	3-14
4/18	at Missouri	L	1-9
4/22	Morehead State*	L	2-6
4/22	Morehead State*	W	6-5
4/23	Eastern Kentucky*	W	2-1
4/23	Eastern Kentucky*	L	0-2
4/29	at Tennessee State*	W	5-3 (9)
4/29	at Tennessee State*	W	4-1
4/30	at Belmont*	W	5-1
5/1	at Belmont*	L	5-6
5/6	at UT Martin*	W	7-0
5/6	at UT Martin*	L	2-8

\* - OVC Game; ! - Jackson State Tournament  
Jackson, Miss.; # - Lion Classic II (Hammond,  
La.); & - We Back Pat Tournament (Kansas  
City, Mo.); % - Leon Smith Classic, hosted by  
Southeast Missouri (Oxford, Ala.); @ - Rock  
Chalk Challenge (Lawrence, Kan.)

### 2018 Mark Redburn (33-20, 15-7 OVC)

2/9	vs. South Dakota State !	W	4-1
2/9	at Northern Iowa !	L	0-7
2/10	vs. UMKC !	W	13-3
2/10	at Northern Iowa !	L	0-8
2/11	vs. Drake !	L	0-1
2/23	vs. Evansville %	W	9-0
2/23	vs. Alabama State %	W	14-1
2/24	vs. IUPUI %	W	7-0
2/24	at Chattanooga %	L	5-8
2/25	vs. Western Michigan %	W	8-7
2/25	vs. Western Illinois %	W	2-1
3/3	vs. Ohio #	W	2-1
3/3	at #22 Kentucky #	L	2-4
3/4	vs. Ohio #	L	1-5
3/4	at #22 Kentucky #	L	2-11
3/9	at Creighton	L	3-6
3/10	at Creighton	W	7-4
3/10	at Creighton	L	5-7
3/13	Indiana State	W	5-1
3/13	Indiana State	W	4-1
3/17	vs. Tennessee Tech \$	W	7-3
3/17	at Memphis \$	W	8-7
3/18	vs. South Dakota \$	W	10-2
3/18	vs. SIU Edwardsville \$	W	10-7
3/21	Missouri	L	2-10
3/21	Missouri	W	8-2
3/23	Tennessee Tech*	W	5-1
3/23	Tennessee Tech*	W	4-3
3/25	Jacksonville State*	L	0-6
3/25	Jacksonville State*	W	7-2
4/5	at Southern Illinois	L	1-2 (9)
4/6	at Austin Peay*	L	2-5
4/6	at Austin Peay*	W	11-2
4/8	at Murray State*	W	8-7
4/8	at Murray State*	W	11-8
4/11	at Eastern Illinois*	L	1-4
4/11	at Eastern Illinois*	L	1-4
4/13	SIU Edwardsville*	W	6-2
4/13	SIU Edwardsville*	W	7-5
4/17	UT Martin*	L	0-4
4/17	UT Martin*	W	1-0 (8)
4/21	at Morehead State*	W	2-0
4/21	at Morehead State*	W	4-1 (8)
4/22	at Eastern Kentucky*	L	4-5
4/22	at Eastern Kentucky*	L	0-3
4/25	at Saint Louis	W	7-1
4/25	at Saint Louis	W	1-0
4/28	Tennessee State*	W	16-8
4/28	Tennessee State*	W	9-0
4/29	Belmont*	W	3-2
4/29	Belmont*	W	4-1
5/9	vs. SIU Edwardsville @	L	4-5
5/10	vs. Morehead State @	L	1-4

\* - OVC Game; ! - UNI Dome Classic (Cedar  
Falls, Iowa); % - Frost Classic (Chattanooga,  
Tenn.); # - John Cropp Classic (Lexington,  
Ky.); \$ - Memphis Tiger Classic (Memphis,  
Tenn.); @ - OVC Tournament (Oxford, Ala.)





# SOUTHEAST MISSOURI SOFTBALL



## POSTSEASON HISTORY

### OVC TOURNAMENT APPEARANCES

#### 1994 (at Austin Peay)\*

#3 SE Missouri 3, #6 Austin Peay 0  
#3 SE Missouri 12, #7 Morehead State 0  
#3 SE Missouri 9, #5 Eastern Kentucky 2  
#3 SE Missouri 3, #2 Middle Tennessee 2

#### 1995 (at Eastern Kentucky)

#1 SE Missouri - bye  
#1 SE Missouri 3, #4 Eastern Kentucky 2  
#2 Tennessee Tech 8, #1 SE Missouri 2  
#4 Eastern Kentucky 2, #1 SE Missouri 0

#### 1996 (at Middle Tennessee)\*

#1 SE Missouri 8, #8 Tennessee State 0  
#1 SE Missouri 1, #4 UT Martin 0  
#1 SE Missouri 3, #2 Middle Tennessee 1  
#5 Tennessee Tech 4, #1 SE Missouri 3  
#1 SE Missouri 5, #5 Tennessee Tech 1

#### 1997 (at Morehead State)\*

#1 SE Missouri 2, #8 Austin Peay 1  
#1 SE Missouri 2, #4 UT Martin 1  
#1 SE Missouri 2, #2 Tennessee Tech 0  
#3 Eastern Illinois 5, #1 SE Missouri 1  
#1 SE Missouri 12, #3 Eastern Illinois 2

#### 1998 (at Southeast Missouri)\*

#1 SE Missouri 8, #8 Austin Peay 2  
#1 SE Missouri 8, #5 Tennessee Tech 2  
#1 SE Missouri 3, #6 Eastern Illinois 2  
#6 Eastern Illinois 2, #1 SE Missouri 1  
#1 SE Missouri 13, #6 Eastern Illinois 4

#### 1999 (at UT Martin)\*

#1 SE Missouri 5, #8 UT Martin 0  
#1 SE Missouri 5, #4 Tennessee Tech 2  
#1 SE Missouri 9, #2 Middle Tennessee 0  
#1 SE Missouri 7, #5 Eastern Illinois 1

#### 2000 (at Middle Tennessee)

#3 SE Missouri 4, #6 Morehead State 3  
#3 SE Missouri 3, #2 Eastern Illinois 2  
#1 Middle Tennessee 3, #3 SE Missouri 1  
#3 SE Missouri 2, #4 Tennessee Tech 1  
#1 Middle Tennessee 3, #3 SE Missouri 1

#### 2001 (at Tennessee Tech)

#3 Eastern Kentucky 2, #2 SE Missouri 0  
#2 SE Missouri 1, #5 Tennessee State 0  
#4 Eastern Illinois 1, #2 SE Missouri 0

#### 2002 (at Eastern Kentucky)

#5 SE Missouri 5, #4 Austin Peay 3  
#1 Eastern Kentucky 7, #5 SE Missouri 0  
#3 UT Martin 5, #5 SE Missouri 1

#### 2003 (at Tennessee Tech)

#4 SE Missouri 5, #5 Austin Peay 4  
#1 Tennessee Tech 4, #4 SE Missouri 0  
#4 SE Missouri 4, #3 UT Martin 3  
#4 SE Missouri 4, #6 Eastern Illinois 2  
#2 Eastern Kentucky 7, #4 SE Missouri 2

#### 2004 (at Eastern Kentucky)

#6 SE Missouri 3, #3 Tennessee Tech 0  
#2 UT Martin 9, #6 SE Missouri 6  
#5 Jacksonville State 5, #6 SE Missouri 4

#### 2005 (at Jacksonville State)

#4 UT Martin 3, #5 SE Missouri 2  
#5 SE Missouri 6, #3 Samford 5 (11 inn.)  
#5 SE Missouri 4, #4 UT Martin 1  
#1 Jacksonville State 6, #5 SE Missouri 4

#### 2006 (at Tennessee Tech)

#5 SE Missouri 3, #4 UT Martin 0  
#1 Tennessee Tech 8, #5 SE Missouri 0  
#6 Eastern Kentucky 3, #5 SE Missouri 0

#### 2009 (at Jacksonville State)

#2 SE Missouri 1, #3 Morehead State 0  
#2 SE Missouri 7, #5 Tennessee Tech 1  
#4 UT Martin 3, #2 SE Missouri 2 (8 inn.)  
#4 UT Martin 4, #2 SE Missouri 1

#### 2011 (at Eastern Illinois)

#5 SE Missouri 4, #4 SIU Edwardsville 3 (8 inn.)  
#5 SE Missouri 4, #1 Eastern Illinois 0  
#2 Jacksonville State 4, #5 SE Missouri 0  
#5 SE Missouri 9, #1 Eastern Illinois 1  
#5 SE Missouri 3, #2 Jacksonville State 2  
#2 Jacksonville State 9, #5 SE Missouri 5

#### 2015 (at SIU Edwardsville)

#2 Jacksonville State 21, #7 SE Missouri 0  
#6 Eastern Illinois 10, #7 SE Missouri 9 (12 inn.)

#### 2018 (at Oxford, Ala.)

#5 SIU Edwardsville 5, #4 SE Missouri 4  
#8 Morehead State 4, #4 SE Missouri 1

\* OVC Tournament Champion

### NCAA TOURNAMENT APPEARANCES

#### 1986 NCAA Division II Tournament

South Regional - Huntsville, Texas  
Stephen F. Austin 2, SE Missouri 0  
Sam Houston State 3, SE Missouri 0

#### 1987 NCAA Division II Tournament

Central Regional - Warrensburg, Mo.  
SE Missouri 4, Central Missouri State, 2  
Florida Southern 2, SE Missouri 0  
Florida Southern 3, SE Missouri 0

#### 1989 NCAA Division II Tournament

South Regional - Lakeland, Fla.  
SE Missouri 2, Barry 1 (9 inn.)  
Florida Southern 4, SE Missouri 0  
SE Missouri 5, Missouri-St. Louis 2  
Florida Southern 4, SE Missouri 1

#### 1991 NCAA Division II Tournament

South Regional - Lakeland, Fla.  
SE Missouri 1, Florida Southern 0  
SE Missouri 3, Central Missouri 1  
SE Missouri 3, Florida Southern 1  
Finals - Midland, Mich.  
Portland State 3, SE Missouri 2  
Bloomsburg 9, SE Missouri 4

\* - Regional Champs; Final Four;  
National Fourth-Place

#### 1999 NCAA Division I Tournament

No. 2 Regional - Tucson, Ariz.  
Kansas 5, SE Missouri 1  
SE Missouri 2, East Carolina 1  
Kansas 3, SE Missouri 1 (11 inn.)



The 1998 Southeast softball team captured the program's fourth-straight OVC regular-season title.





# SOUTHEAST MISSOURI SOFTBALL

## COACHING HISTORY

### HEAD COACHES

Year	Head Coach	Overall Record	Conference Record	Conference Finish	Postseason
1977	Marge Mates	6-6	-	-	-
1978	Marge Mates	7-8	-	-	-
1989	Marge Mates	9-9	-	-	-
1980	Marge Mates	21-18	-	-	-
1981	Marge Mates	22-14-1	-	-	-
<b>Career Record</b>		<b>65-55-1 (.537)</b>			
1982	Brenda Buckner	21-28 (.429)	3-1/MIAA	-	-
<b>Career Record</b>		<b>21-28 (.429)</b>			
<b>MIAA Record</b>		<b>3-1 (.750)</b>			
1983	Lana Richmond	13-10	3-3/MIAA	-	-
1984	Lana Richmond	25-8	8-2/MIAA	-	-
1985	Lana Richmond	32-17	9-2/MIAA	-	-
1986	Lana Richmond	40-16	13-5/MIAA	-	NCAA South Regional
1987	Lana Richmond	39-13	9-3/MIAA	-	NCAA Central Regional
1988	Lana Richmond	21-20	4-8/MIAA	-	-
1989	Lana Richmond	37-21	6-2/MIAA	-	NCAA South Regional
1990	Lana Richmond	28-21	5-5/MIAA	-	-
1991	Lana Richmond	38-14	11-4/MIAA	-	NCAA Final Four
1992	Lana Richmond	35-18	-	-	-
1993	Lana Richmond	30-19	-	-	-
1994	Lana Richmond	36-22	17-9/OVC	3rd	OVC Tournament Champs
1995	Lana Richmond	38-20	22-4/OVC	1st *	OVC Tournament
1996	Lana Richmond	39-9	22-2/OVC	1st *	OVC Tournament Champs
1997	Lana Richmond	33-23-1	20-5/OVC	1st *	OVC Tournament Champs
1998	Lana Richmond	38-13-1	16-2/OVC	1st *	OVC Tournament Champs
1999	Lana Richmond	31-17	16-2/OVC	1st *	OVC Tournament Champs
					NCAA Regional (Tucson, Ariz.)
2000	Lana Richmond	31-24	17-7/OVC	3rd	OVC Tournament
2001	Lana Richmond	25-25	16-5/OVC	2nd	OVC Tournament
2002	Lana Richmond	14-27	9-12/OVC	5th	OVC Tournament
2003	Lana Richmond	18-29	11-9/OVC	4th	OVC Tournament
2004	Lana Richmond	16-36	10-14/OVC	6th	OVC Tournament
2005	Lana Richmond	27-28	13-14/OVC	5th	OVC Tournament
2006	Lana Richmond	28-24	14-13/OVC	5th	OVC Tournament
2007	Lana Richmond	20-29	11-16/OVC	8th	-
2008	Lana Richmond	24-28	11-16/OVC	8th	-
2009	Lana Richmond	29-21	16-8/OVC	2nd	OVC Tournament
2010	Lana Richmond	17-31	6-17/OVC	10th	-
2011	Lana Richmond	31-30	17-12/OVC	5th	OVC Tournament
2012	Lana Richmond	25-30	13-16/OVC	7th	-
2013	Lana Richmond	15-33	6-18/OVC	10th	-
2014	Lana Richmond	11-34	3-20/OVC	12th	-
<b>Career Record</b>		<b>884-710-2 (.554)</b>			
<b>OVC Record</b>		<b>286-221 (.564)</b>			
<b>MIAA Record</b>		<b>68-34 (.667)</b>			
2015	Mark Redburn	19-27	12-12/OVC	7th	OVC Tournament
2016	Mark Redburn	16-33	10-17/OVC	10th	-
2017	Mark Redburn	23-27	8-14/OVC	9th	-
2018	Mark Redburn	33-20	15-7/OVC	4th	OVC Tournament
<b>SEMO Record</b>		<b>91-107 (.459)</b>			
<b>OVC Record</b>		<b>45-50 (.473)</b>			
<b>Division I Record</b>		<b>181-282 (.390)</b>			

#### Head Coach Records

Marge Mates (1977-81)..... 66-55-1  
 Brenda Buckner (1982)..... 21-28  
 Lana Richmond (1983-2014)..... 884-710-2  
 Mark Redburn (2015-present)..... 91-107


### ASSISTANT COACHES

Hallie Blackney.....2012	Karen Hudson.....1995
Kerri Blaylock (Grad Asst.).....1989	Kristen Jones.....2016-present
Samantha Buckner.....2010	Joel Kaden.....2000-01
Aubrie Carmack.....2017-18	Stephanie Mata.....2013-14
Mike Clark.....1978-81	Killian Roessner.....2011-12
Michelle Cobb.....1977	Suzanne Scheef.....1996-97
Jeff Dabney.....2009-10	Joe Scherer.....1982
Debbie Dever.....1983	Kerry Shaw.....2015
Elizabeth Economon.....2011	Jeannine Soncini.....2004-08
Renee Enos.....2002-03	Michelle Summers.....2009
Judy Favor (Grad Asst.).....1991-92	Billy Underwood.....2002
Buddy Foster.....1998-99	Linda Venable (Grad Asst.).....1988
Cindy Gannon.....1986-89	Carrie Weygandt.....1994
Bill Graham.....2018-present	Sarah Willis.....2013-14
Tami Hebert.....2003	Stephanie Winter.....2015-16

### SOFTBALL BY THE NUMBERS

Total Years.....42	Fewest OVC Wins in a Season.....3 (2014)
All-Time Record.....1,062-800-3 (.570)	Most OVC Losses in a Season.....20 (2014)
NCAA Division I Era (Yrs)....1992-present (27)	Fewest OVC Losses in a Season.....2 (1996, 1998, 1999)
NCAA Division II Era (Yrs).....1977-91 (15)	Longest OVC Winning Streak.....21 games (Mar. 23-Apr. 27, 1996)
NCAA Division I Record.....702-677-2 (.509)	Longest OVC Losing Streak.....16 games (Mar. 30-May 3, 2014)
Most Wins in a Season D-I Era.....39 (1996)	OVC Regular-Season Titles.....5 (1995, 1996, 1997, 1998, 1999)
NCAA Division II Record.....360-223-1 (.617)	OVC Tournament Titles.....5 (1994, 1996, 1997, 1998, 1999)
Most Wins in a Season D-II Era.....40 (1986)	OVC Tournament Appearances.....17 (1994, 1995, 1996, 1997, 1998, 1999, 2000, 2001, 2002, 2003, 2004, 2005, 2006, 2009, 2011, 2015, 2018)
30+ Win Seasons.....16 (1985, 1986, 1987, 1989, 1991, 1992, 1993, 1994, 1995, 1996, 1997, 1998, 1999, 2000, 2011, 2018)	OVC Tournament Record.....39-27
40-Win Seasons.....1 (1986)	MIAA Record.....71-35 (.670)
Most Wins in a Season.....40 (1986)	MIAA Titles.....1 (1991)
Fewest Wins in a Season.....6 (1977)	Most MIAA Wins in a Season.....13 (1986)
Most Losses in a Season.....36 (2004)	Fewest MIAA Wins in a Season.....3 (1982, 1983)
Fewest Losses in a Season.....6 (1977)	Most MIAA Losses in a Season.....8 (1988)
Winning Seasons.....23	Fewest MIAA Losses in a Season.....1 (1982)
Consecutive Winning Seasons.....12 (1989-2000)	NCAA Division I Tournament App. ....1 (1999)
Consecutive Losing Seasons.....6 (2012-present)	NCAA Division I Tourney Record.....1-2
Longest Winning Streak.....32 games (Mar. 10-Apr. 18, 1996)	NCAA Division II Tournament App. ....4 (1986, 1987, 1989, 1991)
Longest Losing Streak.....13 games (Mar. 30-Apr. 23, 2014)	Advanced to finals in 1991
OVC Record.....331-271 (.549)	NCAA Division II Tourney Record.....6-8
OVC Winning Seasons.....13	
Most OVC Wins in a Season.....22 (1995, 1996)	





THIS IS  
SEMO



# BRING YOUR BIG IDEAS.

**And make  
them count.**

Your big ideas will be in good company here. Whatever you choose to study, chances are the program is at the head of its class. And if you're at the head of yours, you can join our honors program and elevate your learning experience even further.



**SOUTHEAST MISSOURI**  
STATE UNIVERSITY • 1873



**SOUTHEAST BOASTS 20+ NATIONALLY  
AND INTERNATIONALLY ACCREDITED  
PROGRAMS, INCLUDING:**

- / ATHLETIC TRAINING
- / BUSINESS
- / CHEMISTRY
- / COMPUTER SCIENCE
- / DIETETICS
- / EDUCATION
- / ENGINEERING PHYSICS
- / INTERIOR DESIGN
- / MASS COMMUNICATION
- / MUSIC
- / NURSING
- / SOCIAL WORK
- / THEATRE



**GETTING INTO MEDICAL  
SCHOOL ISN'T EASY —  
WE JUST MAKE IT LOOK  
THAT WAY. SOUTHEAST'S  
PRE-MED STUDENTS ARE  
ACCEPTED TO**

**medical  
school well  
above the  
national  
average.**

Like our students, Southeast faculty members come from around the country, hailing from leading institutions such as:

- / Boston Conservatory of Music
- / Carnegie Mellon University
- / Harvard University
- / Pennsylvania State University
- / Purdue University
- / Texas A&M University
- / Tulane University
- / University of Florida
- / University of Michigan
- / Vanderbilt University
- / Yale University



**COME HERE  
AS A STUDENT.**

**And go  
anywhere  
as a  
teacher.**

Southeast education graduates work as faculty members in school districts across the nation, and in more than 35 countries around the world.

**1:21**  
faculty-  
student  
ratio

**Full-time  
faculty**

lead most classes, not  
teaching assistants —  
starting with freshman year.

**THE DONALD L. HARRISON  
COLLEGE OF BUSINESS  
CONSISTENTLY MAKES THE  
PRINCETON REVIEW'S LIST OF  
top business  
schools.**





# ROLL UP YOUR SLEEVES AND GET DOWN TO BUSINESS.

Or education, public policy, communications or journalism — whatever your major, expect to learn a lot in class and even more in practice. And here, that practice happens on the latest technology and in real-world settings. You'll experiment and collaborate in just about all of your coursework. And you'll put new knowledge into action right from the start.



**YOUR NEXT BIG IDEA** could happen anywhere. But you'll give it legs and watch it run at **Catapult Creative House**, our student-run idea incubator and launchpad for innovation. Get to work in our creative labs, 3D modeling and printing gallery, and impact studio. It's where you'll turn your concepts into prototypes, your prototypes into products, and your products into sales.

**THE BEST PLACE TO LEARN ABOUT U.S. POLICY** is where it's actually being shaped. So you'll go to the **Center for Strategic and International Studies (CSIS) in Washington, D.C.**, for part of our University Studies course. For four exhilarating days, you'll work directly with researchers and consultants who advise national leaders. And if you're really on top of your game, you may end up influencing the strategies you've come to study.



## INTERNSHIPS

# RÉSUMÉS ARE BUILT—NOT WRITTEN.

The workforce is just that: a force. And it's one you'll meet head on at Southeast Missouri State. We'll help you find internships (that's plural on purpose) and coach you through any challenges or questions that come your way.





## SET OUT AND JOIN IN.

Earn your wings early. Chew your way into campus history. Share your musical gift. Meet your new brothers or sisters. Whatever you do — whether it's joining a club or carrying on a tradition — just know that you won't do it alone (except the chewing part).

# 21

## SOCIAL FRATERNITIES AND SORORITIES

**Representing the IFC, Panhellenic and NPHC Councils. Many of them call Greek Hill home.** And in Fall 2016, a new Greek Village will open on campus, providing an expanded Greek community where thousands of students will make new memories of brotherhood and sisterhood.



## 180+ student groups

With organizations on campus from A (Adult Recess improv group) to Z (Zeta Phi Beta Sorority), there's something to meet every professional, social, recreational or religious interest. And if you can't find what you're looking for, form your own group.

### **We honor our heritage by sticking to our traditions.**

Some of them, quite literally. For years, students have been making the trek up **Cardiac Hill** (a tradition in its own right) to add their chewing gum to our infamous **Gum Tree**.



# MAKE ART THAT INSPIRES.

And do it on  
a campus  
that's equally  
inspiring.



Built  
our R  
Miss  
arts. I  
in the  
Perfo  
Come  
the la  
breat

## Dobbins River Campus Center

Inside this living-learning center, you can make a masterpiece, make dinner and make your bed without ever leaving the **River Campus**.

In addition to a residence hall, dining facilities and contemporary classrooms, the **Cultural Arts Center** offers professional-level theatres, costume and scene shops, music rehearsal and gallery space, and dance and art studios — each equipped to inspire ovation-worthy works of art.







on the banks of the Mississippi,  
iver Campus is the only one in  
ouri dedicated entirely to the  
But you don't have to be a student  
e Holland School of Visual and  
rming Arts to appreciate it.  
e catch a performance. Explore  
test exhibits. Or just enjoy the  
htaking river views.

Five venues for exhibiting your talent — including theatres, a recital hall and galleries — set the stage for

**more than  
a hundred  
different  
events  
each year.**

Among our student-produced musical performances, you'll hear everything from the classics to the contemporary — including Brahms' *Double Concerto in A Minor* and Andrew Lipka's *The Addams Family*.



**Southeast makes it  
affordable to do what  
you dream of doing,  
and we're recognized  
as one of the country's  
institutions with  
the least indebted  
students.**

**LEARN MORE**

about our \$17 million in  
annual scholarships at  
[semo.edu/scholarships](http://semo.edu/scholarships).

**SEE FOR YOURSELF  
WHAT YOU'LL DO HERE**

Call us at (573) 651-2590  
or schedule a visit at  
[semo.edu/visit](http://semo.edu/visit).

**OFFICE OF ADMISSIONS**

One University Plaza, MS 3550  
Academic Hall 100D  
Cape Girardeau, Missouri 63701

**573.651.2590**

[admissions@semo.edu](mailto:admissions@semo.edu)

**APPLY**

We can't wait to see what you do.  
But first, you'll need to get in.  
[semo.edu/apply](http://semo.edu/apply)





 **YOUR  
REDHAWKS**



**DO  
YOU  
HAVE  
THE  
WILL  
TO**

**serve all  
community  
members?**



**SOUTHEAST MISSOURI  
STATE UNIVERSITY · 1873**



# 2019 SCHEDULE



<u>Northern Iowa Dome Classic (Cedar Falls, Iowa)</u>		
February 8	vs. South Dakota State	12:30 p.m.
February 8	at Northern Iowa	2:45 p.m.
February 9	at Northern Iowa	5 p.m.
February 9	vs. Toledo	7:15 p.m.
February 10	vs. Drake	2 p.m.
<u>Louisiana Tech Invitational (Ruston, La.)</u>		
February 15	vs. Wichita State	10 a.m.
February 15	vs. Abilene Christian	2 p.m.
February 16	at Louisiana Tech	9 a.m.
February 16	vs. Fairleigh Dickinson	11 a.m.
February 17	vs. Mississippi Valley State	11 a.m.
<u>Razorback Invitational (Fayetteville, Ark.)</u>		
February 21	at Arkansas	5 p.m.
February 22	vs. Drake	12:15 p.m.
February 22	at Arkansas	4:45 p.m.
February 23	vs. Drake	10 a.m.
February 23	vs. IUPUI	12:15 p.m.
<u>Central Arkansas Classic (Conway, Ark.)</u>		
March 1	vs. UL Monroe	11:15 a.m.
March 1	at Central Arkansas	3:45 p.m.
March 2	vs. Missouri State	11:15 a.m.
March 3	vs. Coppin State	9 a.m.
<b>MARCH 5</b>	<b>LOYOLA-CHICAGO (DH)</b>	<b>2 P.M. ESPN+</b>
<u>Jayhawk Classic (Lawrence, Kan.)</u>		
March 8	vs. UMKC	1:30 p.m.
March 8	at Kansas	4 p.m.
March 9	vs. UMKC	11 a.m.
March 9	at Kansas	6:30 p.m.
March 10	vs. Maine	9 a.m.
<b>MARCH 14</b>	<b>MISSOURI STATE</b>	<b>1 P.M. ESPN+</b>

<u>Billiken Spring Tournament (St. Louis, Mo.)</u>		
March 16	vs. Northern Illinois	12 p.m.
March 16	vs. Omaha	6:30 p.m.
March 17	vs. Detroit	12 p.m.
March 17	vs. Omaha	2 p.m.
<b>MARCH 20</b>	<b>SOUTHERN ILLINOIS</b>	<b>3 P.M. ESPN+</b>
March 23	at Tennessee State* (DH)	1 p.m.
March 24	at Belmont* (DH)	1 p.m.
<b>MARCH 29</b>	<b>MOREHEAD STATE* (DH)</b>	<b>1 P.M. ESPN+</b>
<b>MARCH 31</b>	<b>EASTERN KENTUCKY* (DH)</b>	<b>1 P.M. ESPN+</b>
April 6	at SIU Edwardsville* (DH)	1 p.m.
April 9	at UT Martin* (DH)	4 p.m.
<b>APRIL 12</b>	<b>AUSTIN PEAY* (DH)</b>	<b>2 P.M. ESPN+</b>
<b>APRIL 14</b>	<b>MURRAY STATE* (DH)</b>	<b>1 P.M. ESPN+</b>
<b>APRIL 19</b>	<b>EASTERN ILLINOIS* (DH)</b>	<b>2 P.M.</b>
April 23	at Missouri (DH)	4 p.m.
April 26	at Tennessee Tech* (DH)	4 p.m.
April 28	at Jacksonville State* (DH)	1 p.m.
<u>OVC Tournament</u>		
May 8	OVC Tournament	TBA
May 9	OVC Tournament	TBA
May 10	OVC Tournament	TBA
May 11	OVC Tournament	TBA

Home Games in **BOLD CAPS**  
 All Times Central and Subject to Change  
 \* Ohio Valley Conference Game

