

YOUR REDHAWKS

2019 SOUTHEAST MISSOURI SOFTBALL

GAMES
16-19



ADAM BROWN MEMORIAL SHAMROCK CLASSIC

Dates.....Friday-Sunday, March 1-3, 2019
Location.....Conway, Ark.
Facility.....Farris Field
Participating Teams.....Southeast Missouri (9-6),
Central Arkansas (9-6), Missouri State (8-7),
UL-Monroe (1-14), Coppin State (0-0),
Arkansas-Pine Bluff (0-10)

Series Records.....vs. Arkansas-Pine Bluff (1-0);
vs. UCA (2-2); vs. Missouri State (8-27); vs. UL-Monroe (3-7)
Live Stats.....UCASports.com
Video.....UCASports.com (vs. UCA only)
Head Coach.....Mark Redburn (266-340 overall;
100-113 at SEMO; 45-50 OVC)

Strategic Communications
Jeff Honza
Assistant Director of Athletics
Phone: (573) 651-2933
Email: redhawk1@me.com

Tournament Schedule

Friday.....vs. UL-Monroe, 11:15 a.m., CT
at Central Arkansas, 3:45 p.m., CT
Saturday.....vs. Missouri State, 11:15 a.m., CT
Sunday.....vs. Coppin State, 9 a.m., CT

GOSOUTHEAST.COM

#LETSSOAR

2019 SCHEDULE/RESULTS

February (9-6)

8	vs. South Dakota State !	W, 7-3
8	at Northern Iowa !	W, 5-1
9	at Northern Iowa !	W, 16-0 (5)
9	vs. Toledo !	W, 7-5
10	vs. Drake !	L, 1-6
15	vs. Wichita State @	L, 0-8 (5)
15	vs. Abilene Christian @	W, 10-2 (5)
16	at Louisiana Tech @	L, 3-11 (5)
16	vs. Fairleigh Dickinson @	W, 8-0 (6)
17	vs. Mississippi Valley State @	W, 7-0
21	at #12 Arkansas # SEC NETWORK+	L, 1-7
22	vs. Drake #	L, 2-6
22	at #12 Arkansas #	W, 6-1
23	vs. Drake #	L, 5-7
23	vs. IUPUI #	W, 5-3

March (0-0, 0-0 OVC)

1	vs. UL-Monroe \$	11:15 a.m.
1	at Central Arkansas \$	3:45 p.m.
2	vs. Missouri State \$	11:15 a.m.
3	vs. Coppin State \$	9 a.m.
5	Loyola-Chicago (DH) ESPN+	2 p.m.
8	vs. UMKC %	1:30 p.m.
8	at Kansas %	4 p.m.
9	vs. UMKC %	11 a.m.
9	at Kansas %	6:30 p.m.
10	vs. Maine %	9 a.m.
14	Missouri State ESPN+	1 p.m.
16	vs. Northern Illinois &	Noon
16	vs. Omaha &	6:30 p.m.
17	vs. Detroit-Mercy &	Noon
17	vs. Omaha &	2 p.m.
20	Southern Illinois ESPN+	3 p.m.
23	at Tennessee State* (DH)	1 p.m.
24	at Belmont* (DH)	1 p.m.
29	Morehead State* (DH) ESPN+	1 p.m.
31	Eastern Kentucky* (DH) ESPN+	1 p.m.

April (0-0, 0-0 OVC)

6	at SIU Edwardsville* (DH)	1 p.m.
9	at UT Martin* (DH)	4 p.m.
12	Austin Peay* (DH) ESPN+	2 p.m.
14	Murray State* (DH) ESPN+	1 p.m.
19	Eastern Illinois* (DH)	2 p.m.
23	at Missouri (DH)	4 p.m.
26	at Tennessee Tech* (DH)	4 p.m.
28	at Jacksonville State* (DH)	1 p.m.

May (0-0)

8-11	OVC Tournament	Oxford, Ala.
------	----------------	--------------

! - UNI Dome Classic (Cedar Falls, Iowa); @ - Louisiana Tech Invitational (Ruston, La.); # - Razorback Invitational (Fayetteville, Ark.); UCA Classic (Conway, Ark.); % - Jayhawk Classic (Lawrence, Kan.); & - Billiken Spring Tournament (St. Louis, Mo.)
• - Denotes Ohio Valley Conference Game
Home Games in **Bold**
All Times Central and Subject to Change

Redhawks Back in Action

Southeast Missouri (9-6) begins its second month of the season at the Adam Brown Memorial Shamrock Classic in Conway, Arkansas this weekend. The Redhawks will play four games at the event from Mar. 1-3. Central Arkansas hosts the six-team tournament.

Follow the Redhawks

Live stats for this weekend's tournament will be available online UCASports.com. Video for the Redhawks game against Central Arkansas Friday can be accessed at UCASports.com (subscription required). Twitter updates available @SEMOsoftball.

Tournament Field

Of the six teams participating in this weekend's Adam Brown Memorial Shamrock Classic, three enter the event with winning records. Southeast Missouri (9-6), host Central Arkansas (9-6) and Missouri State (8-7) are those teams. The remainder of the field is a combined 1-24 so far and consists of Coppin State (0-0), UL-Monroe (1-14) and Arkansas-Pine Bluff (0-10).

Against the Field

Arkansas-Pine Bluff is the only team Southeast Missouri will not play at the Adam Brown Memorial Shamrock Classic. That said, the Redhawks are 3-7 all-time against UL-Monroe, 8-27 against Missouri State and 2-2 versus Central Arkansas.

February is Over

The Redhawks concluded February with a 9-6 record. Southeast Missouri posted a winning record in its first month of play for the second year in a row. The Redhawks nine wins are their most in February during any season in program history.

Redhawks Take Down #12 Arkansas

Southeast Missouri beat a ranked opponent for the first time in its NCAA Division I era (since 1992) when it knocked off #12 Arkansas on Feb. 22 in Fayetteville. SEMO was 0-17 all-time against ranked opponents and head coach Mark Redburn never had a win over a ranked opponent until that victory. The Redhawks registered 10 hits and knocked out Second-Team All-SEC pitcher Mary Haff after 4.1 innings. Down, 1-0, after four innings, Sarah Messex hit her first home run of the season to give SEMO a 2-1 edge in the top of the fifth. The Redhawks scored four more runs courtesy of a two-RBI double by Mykaela Arellanes and two-run home run by Rachel Anderson to bury the Razorbacks for good in the top of the seventh. Arkansas, one of five NCAA Tournament teams from last season on the Redhawks 2019 schedule, made it to the Super Regionals before being eliminated by #4 Oklahoma during the 2018 campaign.

THIS IS SEMO

Southeast Missouri or **SEMO** is the preferred reference for Southeast Missouri State University athletic teams. Southeastern Missouri State is not an acceptable reference.



YOUR REDHAWKS

2019 SOFTBALL NOTES / ADAM BROWN MEMORIAL SHAMROCK CLASSIC

Redburn Picks Up 100th Win at SEMO

Fifth-year head coach Mark Redburn picked up his 100th win at Southeast Missouri when the Redhawks ended the Razorback Invitational with a 5-3 win over IUPUI (Feb. 23). Redburn is now 100-113 at the SEMO helm. He led the Redhawks to 33 wins in 2018, their most in a season in 20 years. Additionally, Redburn has accumulated 266 wins in 15 years as a head coach.

Record in Reach

Junior center fielder Rachel Anderson needs two more triples to break Southeast Missouri's all-time career record. Anderson enters the weekend with 17 triples and has led the team in that category every season she's played. Kathy Rediger presently holds the record with 18 triples from 1981-84.

OVC Leader

Southeast Missouri leads the Ohio Valley Conference in several categories through the opening month of the 2019 softball season. The Redhawks are first in runs scored (83), hits (116), RBI (75), triples (9) and total bases (194). Individually, Rachel Anderson is first in RBI (16), triples (3), total bases (36) and hits (21), while Ashley Ellis tops the conference in home runs (5).

Home Run Train

Eight different Redhawks have homered through 15 games this season. Ashley Ellis leads the team with five round-trippers, while Rachel Anderson, Addison Barnouski and Mykaela Arellanes follow with two each. Claudia Gallo, Parker Bandy, Sarah Messex and Anna Griffin have one apiece. Southeast Missouri's 15 home runs rank second in the Ohio Valley Conference behind Jacksonville State (17).

Almost There

First baseman Ashley Ellis needs one more home run to crack Southeast Missouri's all-time career top 10 list in that category. Ellis currently had 14 home runs in her career, including a team-high five this season. Ellis, Sarah Messex (12), Addison Barnouski (12) and

Rachel Anderson (10) are the Redhawks active players with 10 or more career home runs.

100th Career Hit

Shortstop Sarah Messex collected the 100th hit of her career with a game-tying double in the bottom of the second inning against IUPUI (Feb. 23). Messex is the third player on this year's team with 100 or more hits, joining Rachel Anderson (140) and Mykaela Arellanes (113).

Scoring Jump

Southeast Missouri scored an Ohio Valley Conference high 83 runs through its first 15 games this season. The Redhawks are averaging 5.5 runs per game and have scored 10 or more in two contests. SEMO is at a +14 scoring jump from where its run total was through 15 games a year ago (69).

The Chase is On

Senior pitcher Haley Thogmartin is 25 strikeouts away from getting 200 in her Southeast Missouri career. Thogmartin has 175 strikeouts in 274.1 innings over 79 appearances in her career. She will log her 50th career start in the circle in Conway, Arkansas this weekend.

Starting Streaks

Two Redhawks have never missed a start in their careers. Senior shortstop Sarah Messex has started 167 consecutive games and junior center fielder Rachel Anderson has made 118 straight starts.

More with 100 Starts

In addition to Sarah Messex and Rachel Anderson, junior first baseman Ashley Ellis, senior second baseman Parker Bandy and senior right fielder Mykaela Arellanes have started over 100 games at Southeast Missouri. Ellis logged a total of 115 starts, Bandy started 113 contests and Arellanes has started 107.

10 or More Hits

The Redhawks registered 10 or more hits in six games this season with a season-high 14 vs. Abilene Christian (Feb. 15). Southeast Missouri outhit its opponent in eight of 15 games and is undefeated in those contests.

2019 OVC STANDINGS

School	Conference				Overall			
	W	L	I	Pct.	W	L	I	Pct.
UT Martin	0	0	0	.000	7	3	0	.700
Jacksonville State	0	0	0	.000	7	4	0	.636
Belmont	0	0	0	.000	6	4	0	.600
Southeast Missouri	0	0	0	.000	9	6	0	.600
Austin Peay	0	0	0	.000	8	6	0	.571
SIUE	0	0	0	.000	5	5	0	.500
Tennessee Tech	0	0	0	.000	3	5	0	.375
Murray State	0	0	0	.000	4	8	0	.333
Eastern Kentucky	0	0	0	.000	3	7	0	.300
Eastern Illinois	0	0	0	.000	3	11	0	.214
Tennessee State	0	0	0	.000	1	4	0	.200
Morehead State	0	0	0	.000	0	9	0	.000

THIS WEEK'S SCHEDULE

Monday, February 25

Morehead State vs. Central Connecticut, 9 a.m.
Murray State at NC State, 10 a.m.
Eastern Kentucky at Chattanooga, 11 a.m.
Morehead State at Norfolk State, 11:15 a.m.
Saint Louis at UT Martin (2), 1 p.m.

Wednesday, February 27

Samford at Jacksonville State, 4 p.m.
Austin Peay at Middle Tennessee, 6 p.m.

Friday, March 1

Austin Peay vs. Radford, 8:30 a.m.
Murray State vs. Wichita State, 10 a.m.
Tennessee Tech vs. Southeastern Louisiana, 10 a.m.
UT Martin vs. Sam Houston State, 11 a.m.
Austin Peay vs. UNLV, 10:45 a.m.
Southeast Missouri vs. ULM, 11:15 a.m.
East Tennessee State at Tennessee State, 12 p.m.
Tennessee Tech at Alabama State, 12 p.m.
Eastern Kentucky vs. Southeastern Louisiana, 1 p.m.
UT Martin vs. Loyola Chicago, 1:15 p.m.
Northern Kentucky at Belmont, 2 p.m.
Eastern Kentucky vs. Southern, 3 p.m.
Southeast Missouri at Central Arkansas, 3:45 p.m.
Marist at Tennessee State, 4 p.m.
Murray State vs. Kentucky, 4:45 p.m.

Saturday, March 2

Tennessee Tech vs. Southern, 9 a.m.
UT Martin vs. Mississippi Valley State, 9 a.m.
Eastern Illinois vs. Appalachian State, 10 a.m.
Eastern Kentucky at Alabama State, 10 a.m.
Southeast Missouri vs. Missouri State, 11:15 a.m.
UT Martin at Memphis, 11:15 a.m.
Dayton at Belmont, 12:15 p.m.
Eastern Kentucky vs. Tennessee Tech, 2 p.m.
Portland State at Tennessee State, 2 p.m.
Alabama A&M at Belmont, 2:30 p.m.
Eastern Illinois at Lipscomb, 3 p.m.
North Alabama at Tennessee State, 4 p.m.
Murray State vs. Saint Louis, 4:45 p.m.
Austin Peay vs. Jacksonville, 5:30 p.m.

Sunday, March 3

Austin Peay vs. Radford, 8:15 a.m.
Southeast Missouri vs. Coppin State, 9 a.m.
Tennessee Tech vs. Southern, 9:30 a.m.
Eastern Illinois vs. Miami (Ohio), 10 a.m.
Eastern Kentucky vs. Southeastern La., 11:30 a.m.
Northern Kentucky at Belmont, 1:30 p.m.
Murray State at Southern Illinois, 2:30 p.m.
Eastern Illinois at Lipscomb, 3 p.m.
Murray State vs. Saint Louis, 4:45 p.m.

YOUR REDHAWKS

2019 SOFTBALL NOTES / ADAM BROWN MEMORIAL SHAMROCK CLASSIC

SEMO's total of 116 hits lead the Ohio Valley Conference.

Triple Threat

Center fielder Rachel Anderson, first baseman Ashley Ellis and third baseman Addison Barnouski have provided Southeast Missouri with a nice one-two-three punch in the top half of its lineup. Anderson leads the team with a .429 batting average, while Ellis and Barnouski are close behind with a .400 clip. The trio has combined for 51 hits, 21 runs, six doubles, four triples, nine home runs and 38 RBI this season.

Extra Bases

Southeast Missouri has had multiple extra base hits in 12 of 15 games this season. The Redhawks presently have a total of 39 extra base hits, including 15 doubles, nine triples and 15 home runs. SEMO's 39 extra base hits are most in the Ohio Valley Conference.

Stealing the Show

Rachel Anderson had two stolen bases at the Razorback Invitational last weekend. As a result, Anderson moved into Southeast Missouri's top 10 career stolen base leaders. She now has 32 stolen bases and shares the ninth-place spot with Amy Evers (1993-96).

Walk This Way

Sarah Messex ranks second in the Ohio Valley Conference with nine walks this season. For her career, Messex has walked a total of 65 times. She is tied for fifth all-time in career walks with Karen Hudson (1989-92) at Southeast Missouri.

Signature Win

In her first start of the season, sophomore Rachel Rook beat #12 Arkansas at the Razorback Invitational on Feb. 22. A native of Republic, Missouri, Rook tossed four scoreless innings and allowed only one run in five frames against the Razorbacks. She also struck out one in Southeast Missouri's first win over a ranked opponent during its NCAA Division I era (since 1992).

Thogmartin Earns OVC Pitcher of the Week

Senior Haley Thogmartin was named Ohio Valley Conference Co-Pitcher of the Week on Feb. 18. Thogmartin put together a 2-0 record with a 1.38 ERA in three appearances and two starts at the Louisiana Tech Invitational (Feb. 15-17). She combined on two shutouts and recorded 20 strikeouts to just three walks in 13 innings. Thogmartin struck out seven and allowed only one hit in three innings vs. Fairleigh Dickinson (Feb. 16) and beat Mississippi Valley State (Feb. 17) after striking out six, walking one and scattering three hits in five innings. She is SEMO's first OVC Pitcher of the Week honoree in nine years. Whitney Dupuis was the last to win the award on Feb. 15, 2010.

All-Tournament Accolades

Center fielder Rachel Anderson, first baseman Ashley Ellis and pitcher Haley Thogmartin were among 15 players named to the Louisiana Tech Invitational All-Tournament Team. Anderson hit .467 with three runs scored, seven hits, two doubles, a triple, one home run and five RBI for the tournament. Ellis followed with a .417 batting averaged, scored two runs, collected five hits, had a double, hit two home runs and finished with eight RBI. Thogmartin was 2-0 with a 1.38 ERA and 20 strikeouts in 13 innings of work.

Experienced Infield

First baseman Ashley Ellis (115), second baseman Parker Bandy (113), shortstop Sarah Messex (167) and third baseman Addison Barnouski (88) have combined for 483 career starts on Southeast Missouri's infield. Barnouski and Ellis are hitting .400 this season.

Three Shutouts

Southeast Missouri has three shutouts so far this season. The Redhawks blanked Northern Iowa, 16-0, on Feb. 9, Fairleigh Dickinson, 8-0, on Feb. 16 and Mississippi Valley State, 7-0, on Feb. 17. SEMO posted six shutout victories a year ago.

NCAA Rankings

As a team, Southeast Missouri is fourth in the nation in triples per game (0.6). Rachel Anderson (4th, 3 triples) and Parker Bandy (20th, 2 triples) are among the top 20 triples leaders in the country. Meanwhile, Ashley Ellis ranks 23rd in home runs (5) and Anderson is also 23rd in hits (21).

Tournament Play

The Adam Brown Memorial Shamrock Classic is the fourth of six tournaments Southeast Missouri will play in during its non-conference slate. The Redhawks will also compete at the Kansas Jayhawk Classic (Mar. 8-10) and Saint Louis Billiken Spring Tournament (Mar. 16-17). SEMO is presently 9-6 in tournament play.

Every Start

A total of six players have started all 15 games for the Redhawks this season. Rachel Anderson (CF), Ashley Ellis (1B), Addison Barnouski (3B), Mykaela Arellanes (RF), Claudia Gallo (LF) and Sarah Messex (SS) form that group.

Home-Opener Approaching

After playing outside of Cape Girardeau for its first 19 games of the season, Southeast Missouri will host Loyola-Chicago in its home-opener on Mar. 5. Start time for the doubleheader is 2 p.m., CT, at the Southeast Softball Complex. The twin bill will air live on ESPN+.

Roster Breakdown

Southeast Missouri's 2019 roster consists of 22 players, including five seniors, eight juniors, four sophomores and five freshmen. Sarah Messex, Mykaela Arellanes, Parker Bandy, Haley Thogmartin and Mackenzie Long are the seniors. The Redhawks also bring back eight position starters and two starting pitchers from a year ago.

YOUR REDHAWKS

2019 ROSTER

NUMERICAL

No.	Name	Pos.	Ht.	B/T	Cl.	Hometown (High School/College)
1	Payton Pierce	INF	5-6	R/R	Fr.	Metropolis, Ill. (Massac County)
2	Rachel Anderson	OF	5-3	L/R	Jr.	Edwardsville, Ill. (Edwardsville)
3	Sarah Messex	INF	5-4	R/R	Sr.	Sullivan, Mo. (Sullivan)
4	Claudia Gallo	OF	5-6	R/R	Jr.	Arnold, Mo. (Fox)
5	Alexis Estes	P	5-9	R/R	Jr.	Lane, Ill. (Clinton/Lincoln Land CC)
6	Marisa Davis	P	5-4	L/L	Fr.	Kansas City, Mo. (Lee's Summit North)
7	Mykaela Arellanes	OF	5-6	L/L	Sr.	Foristell, Mo. (Holt/Northern Illinois)
8	Parker Bandy	INF	5-7	L/R	Sr.	Springfield, Ill. (Glenwood/Illinois State)
9	Rachel Rook	P	5-11	R/R	So.	Republic, Mo. (Republic)
10	Ashley Emert	C/INF	5-10	R/R	So.	East Peoria, Ill. (East Peoria/Illinois State)
11	Danina Marton	INF	5-10	R/R	So.	Northridge, Calif. (Grover Cleveland)
12	Addison Barnouski	INF	5-9	R/R	Jr.	O'Fallon, Ill. (O'Fallon Township)
14	Kaylee Anderson	INF/P	5-7	R/R	So.	Warrenton, Mo. (Warrenton)
15	Haley Thogmartin	P	5-8	R/R	Sr.	St. Louis, Mo. (Kirkwood)
17	Brooke Rheinecker	OF	5-2	L/R	Jr.	St. Louis, Mo. (Lindbergh)
18	Mackenzie Long	INF	5-2	L/R	Sr.	Lee's Summit, Mo. (Lee's Summit West)
20	Leaha Winingier	INF	5-7	R/R	Fr.	Johnston City, Ill. (Johnston City)
21	Chelsy Pena	C	5-6	R/R	Fr.	Columbia, Ill. (Columbia)
22	Madison Harris	INF	5-6	R/R	Jr.	Imperial, Mo. (Windsor)
24	Rachael Donald	C	5-8	R/R	Jr.	Dupo, Ill. (Dupo)
26	Ashley Ellis	INF	5-8	R/R	Jr.	Arnold, Mo. (Fox)
27	Anna Griffin	INF	6-1	R/R	Fr.	Bentonville, Ark. (Bentonville West)

ALPHABETICAL

No.	Name	Pos.	Ht.	B/T	Cl.	Hometown (High School/College)
14	Kaylee Anderson	INF/P	5-7	R/R	So.	Warrenton, Mo. (Warrenton)
2	Rachel Anderson	OF	5-3	L/R	Jr.	Edwardsville, Ill. (Edwardsville)
7	Mykaela Arellanes	OF	5-6	L/L	Sr.	Foristell, Mo. (Holt/Northern Illinois)
8	Parker Bandy	INF	5-7	L/R	Sr.	Springfield, Ill. (Glenwood/Illinois State)
12	Addison Barnouski	INF	5-9	R/R	Jr.	O'Fallon, Ill. (O'Fallon Township)
6	Marisa Davis	P	5-4	L/L	Fr.	Kansas City, Mo. (Lee's Summit North)
24	Rachael Donald	C	5-8	R/R	Jr.	Dupo, Ill. (Dupo)
26	Ashley Ellis	INF	5-8	R/R	Jr.	Arnold, Mo. (Fox)
10	Ashley Emert	C/INF	5-10	R/R	So.	East Peoria, Ill. (East Peoria/Illinois State)
5	Alexis Estes	P	5-9	R/R	Jr.	Lane, Ill. (Clinton/Lincoln Land CC)
4	Claudia Gallo	OF	5-6	R/R	Jr.	Arnold, Mo. (Fox)
27	Anna Griffin	INF	6-1	R/R	Fr.	Bentonville, Ark. (Bentonville West)
22	Madison Harris	INF	5-6	R/R	Jr.	Imperial, Mo. (Windsor)
18	Mackenzie Long	INF	5-2	L/R	Sr.	Lee's Summit, Mo. (Lee's Summit West)
11	Danina Marton	INF	5-10	R/R	So.	Northridge, Calif. (Grover Cleveland)
3	Sarah Messex	INF	5-4	R/R	Sr.	Sullivan, Mo. (Sullivan)
21	Chelsy Pena	C	5-6	R/R	Fr.	Columbia, Ill. (Columbia)
1	Payton Pierce	INF	5-6	R/R	Fr.	Metropolis, Ill. (Massac County)
17	Brooke Rheinecker	OF	5-2	L/R	Jr.	St. Louis, Mo. (Lindbergh)
9	Rachel Rook	P	5-11	R/R	So.	Republic, Mo. (Republic)
15	Haley Thogmartin	P	5-8	R/R	Sr.	St. Louis, Mo. (Kirkwood)
20	Leaha Winingier	INF	5-7	R/R	Fr.	Johnston City, Ill. (Johnston City)

Head Coach: Mark Redburn (Fifth Year/Missouri-St. Louis, 1993)

Assistant Coaches: Kristen Jones (Fourth Year/Augusta State, 2012);

Bill Graham (First Year/Penn State Behrend College, 1994)

ROSTER BREAKDOWN

Total Squad Members.....	22
Seniors	5
Juniors	8
Sophomores.....	4
Freshmen.....	5

PRONUNCIATION GUIDE

Mykaela Arellanes	air-EE-ah-ness
Addison Barnouski	bar-NOW-ski
Brooke Rheinecker	RYE-neck-er

GEOGRAPHICAL BREAKDOWN

Arkansas.....	1
Anna Griffin	
California.....	1
Danina Marton	
Illinois.....	9
Rachel Anderson, Parker Bandy, Addison Barnouski, Rachael Donald, Ashley Emert, Alexis Estes, Chelsy Pena, Payton Pierce, Leaha Winingier	
Missouri	11
Kaylee Anderson, Mykaela Arellanes, Marisa Davis, Ashley Ellis, Claudia Gallo, Madison Harris, Mackenzie Long, Sarah Messex, Brooke Rheinecker, Rachel Rook, Haley Thogmartin	

HONORS/AWARDS

OVC Pitcher of the Week

Haley Thogmartin, Feb. 18

YOUR REDHAWKS

HEAD COACH MARK REDBURN



► Head Coach
► Fifth Year
► Missouri-St. Louis, 1993



MARK REDBURN

THE 2019 SEASON MARKS THE FIFTH YEAR FOR SOUTHEAST MISSOURI HEAD COACH MARK REDBURN.

Mark Redburn has the Southeast Missouri softball program moving in the right direction entering his fifth year at the helm.

Redburn coaches the 43rd team in Southeast softball history in 2019.

Last season, the Redhawks took a giant step forward. SEMO went 33-20 overall and finished fourth in the Ohio Valley Conference with a 15-7 mark. The Redhawks claimed their 16th 30-win season in program history and locked down their first winning campaign in seven years. The 33 wins were SEMO's most since it won 38 games in 1998.

The Redhawks heated up to win 11 of their final 14 regular-season games and advanced to the eight-team OVC Tournament with their highest seed (#4) since 2009 (#2). SEMO made its 17th all-time trip to the league's

postseason tournament and second in four seasons with Redburn at the helm.

SEMO's 2018 club finished with a 74 RPI among the nation's 296 NCAA Division I softball teams, quite a jump from its 173 ranking in 2017. The Redhawks broke four of the school's single-season records and collected eight doubleheader sweeps along the way.

The Redhawks established new SEMO single-season records in walks (166), stolen bases (70), saves (7) and strikeouts looking (85). SEMO was also either second or third among the program's top teams in stolen base attempts (2nd, 87), batters struck out (2nd, 260), fielding percentage (2nd, .970), fewest errors (2nd, 43) and on-base percentage (3rd, .359).

Defensively, SEMO improved tremendously. After ranking eighth in the OVC in fielding percentage a year ago, the Redhawks were the league's second-best fielding team in 2018. SEMO had 43 errors and committed 16 less than it did in 2017. The Redhawks went error free in 25 games equating to 47 percent of their entire season.

The year before that SEMO finished the 2017 campaign among the school's top single-season leaders in slugging percentage (6th, .427), on-base

percentage (5th, .356), triples (4th, 21), home runs (9th, 31), total bases (9th, 567), stolen bases (2nd, 65), stolen base attempts (1st, 88), opponent batting average (7th, .282), strikeouts/7 innings (7th, 4.17), strikeouts (10th, 194), strikeouts looking (3rd, 61) fewest doubles allowed (8th, 49), fielding percentage (8th, .960), fewest errors (7th, 59) and fewest stolen bases against (3rd, 38).

Redburn picked up his 200th career victory when SEMO beat Austin Peay, 7-4, on Apr. 30, 2016. His 2016 club ranked among the school's top-10 teams in doubles (6th, 69), stolen bases (3rd, 58), walks (8th, 138), home runs (6th, 35) and slugging percentage (6th, .412).

In his first season, Redburn led the Redhawks to an overall record of 19-27 and 12-12 in OVC play during the 2015 campaign. His 19 victories came after SEMO won no more than 15 games in each of the previous two seasons. Redburn's first club at Southeast also had 12 OVC wins, a +9 increase from the 2014 campaign. In addition, the Redhawks made the OVC Tournament, snapping a streak of three years where they missed the event.

Not only did Redburn earn his 100th career NCAA Division I win in his inaugural season with the Redhawks, but he coached three All-OVC selections and one NFCA All-Region honoree.

Statistically, SEMO finished among the top-five OVC teams in batting average (3rd), slugging percentage (5th), on-base percentage (5th) and hits (5th). The 2015 Redhawks also broke two single-season records with Kayla Fortner establishing new marks in home runs and

walks. SEMO tied the OVC single-game mark and set a single-game school record with six home runs, as well.

Academically, the Redhawks accumulated a 3.35 grade point average during the 2014-15 academic year as a total of nine players earned NFCA All-America Scholar-Athlete status for achieving a 3.5 or higher GPA.

Redburn coached a total of four first-team All-OVC selections, three second-team All-OVC picks, one OVC Freshman of the Year, three NFCA All-Region honorees and three OVC All-Newcomer selections in his first four years as SEMO's head coach.

The fourth head coach in Redhawk softball history, Redburn won 90 games in five years as head coach at the University of Evansville before accepting the job at Southeast on June 26, 2014.

In 2014, Redburn coached a UE team with five starters that were underclassmen, including four freshmen and one sophomore. The Purple Aces achieved their highest batting average since 2007. Additionally, UE had a freshman lead the team in stolen bases and home runs.

Despite a season that allowed 53 games, the 2013 team had its best season in Redburn's five years at UE. Entering the Missouri Valley Conference Tournament as the No. 7 seed, the Purple Aces beat the No. 6, No. 3 and No. 2 seeds to make their first MVC Championship appearance since 2003. UE finished second with three players garnering All-Tournament team honors.

The 2013 campaign resulted in the most overall wins in a

YOUR REDHAWKS

HEAD COACH MARK REDBURN

season since 2008 and the best regular-season and conference tournament finish since Redburn's arrival. UE continued its aggressive baserunning with 89 stolen bases, ranking second in the MVC. The pitching staff also rated fourth in the conference.

Redburn's 2012 club saw improvement as well, winning more games than it had the previous season. The Purple Aces stole 79 bases and had two all-conference and one National Fastpitch Coaches Association All-Region selection that year. In 2011, Redburn exposed a young and inexperienced team to some of the top programs in the nation as UE played one of its most difficult schedules. Tennessee, Georgia Tech, Missouri, Ohio State, Texas Tech, South Alabama and Chattanooga were among the stiff competition.

Redburn quickly started to transform the UE program during his first year in 2010. The Purple Aces secured a berth in the MVC Tournament after winning 10 conference games. UE led the MVC with 31 doubles and hit 36 home runs, while producing two all-conference picks.

Academically, Redburn's teams consistently enjoyed success. In fact, each of his last four UE teams accumulated a 3.1 or higher grade point average. He had several student-athletes obtain over a 3.5 GPA and earn academic recognition along the way.

Prior to UE, Redburn spent three years as an assistant coach at the University of Missouri working primarily with the pitchers and catchers, and serving as recruiting coordinator.

He was part of a coaching staff that compiled an overall record of 137-53. The Tigers registered a school record for victories (50), won the Big 12 Conference Tournament, won their Regional and defeated host UCLA in the Super Regional to advance to the College World Series in 2009. Overall, Redburn coached four all-conference pitchers, including USA National Team Pitcher Chelsea Thomas at Missouri.

Redburn began his collegiate coaching career as head coach at St. Charles (Mo.) Community College from 2001-04. He led the 2003 team to its first Region 16 championship and a seventh-place finish at the National Junior College Athletic Association Division I National Tournament. His 2004 squad set a school record with 33 victories.

Following his stay at St. Charles CC, Redburn spent two seasons as head coach of the new softball program at Jefferson College. In the program's first year of competition, 2006, he led Jefferson to a 49-16 record, Region 16 championship and ninth-place finish at the NJCAA Division I National Tournament. Redburn was honored as the Midwest Community College Athletic Conference Coach of the Year following that season. A native of St. Charles, Missouri, Redburn graduated from the University of Missouri-St. Louis in 1993 and received his master's degree in Athletics/Activities Administration from William Woods University.

He and his wife, Tracy, have two sons, Joe and Jack.

THE MARK REDBURN FILE

Hometown

St. Charles, Mo.

Family

Spouse: Tracy
Sons: Joe, Jack

Education

- Missouri-St. Louis, Bachelor of Science in Special Education
- William Woods, Master of Education in Athletics/Activities Administration

REDBURN'S YEAR-BY-YEAR RECORDS

Year	School	Assignment	Record	Conf. Finish	Postseason
2002	St. Charles CC	Head Coach	8-18	-	-
2003	St. Charles CC	Head Coach	9-8	-	-
2004	St. Charles CC	Head Coach	10-10		
2005	Jefferson College	Head Coach	-	Program Preparation Year	-
2006	Jefferson College	Head Coach	49-16	1st Region 16	-
2007	Missouri	Assistant Coach	40-23, 13-4	3rd Big 12	-
2008	Missouri	Assistant Coach	47-17, 11-6	3rd Big 12	-
2009	Missouri	Assistant Coach	50-12, 12-6	2nd Big 12	1st Big 12 Tourn., NCAA Midwest Regional Champions, NCAA Super Regional Champions, 8th in College World Series
2010	Evansville	Head Coach	18-34, 10-16	t7th MVC	-
2011	Evansville	Head Coach	12-42, 6-21	9th MVC	-
2012	Evansville	Head Coach	18-37, 8-19	8th MVC	-
2013	Evansville	Head Coach	23-30, 11-12	7th MVC	2nd MVC Tourn.
2014	Evansville	Head Coach	19-32, 7-19	10th MVC	-
2015	Southeast Missouri	Head Coach	19-27, 12-12	7th OVC	8th OVC Tourn.
2016	Southeast Missouri	Head Coach	16-33, 10-17	10th OVC	-
2017	Southeast Missouri	Head Coach	23-27, 8-14	9th OVC	-
2018	Southeast Missouri	Head Coach	33-20, 15-7	4th OVC	7th OVC Tourn.
2019	Southeast Missouri	Head Coach	9-6, 0-0		

Overall Record as a Head Coach: 266-340 (15 years)

Record at Southeast Missouri, 100-113, 45-50 Ohio Valley Conference (5 years)

Record at Evansville, 90-175, 42-87 Missouri Valley Conference (5 years)

Record at Jefferson College, 49-16 (2 years)

Record at St. Charles CC: 27-36 (3 years)

Record as a college assistant: 137-52 (3 years)

REDBURN BY THE NUMBERS


- 30 OVC Commissioner's Honor Roll Selections
- 19+ Academic All-Americans
- 11 NJCAA All-Region 16 Players
- 9 NFCA All-America Scholar-Athletes
- 6 All-MVC Players
- 6 MVC Scholar-Athletes
- 4 All-Americans
- 4 MCCAC All-Conference Players
- 4 OVC Medal of Honor Recipients
- 4 OVC Players of the Week
- 3 First-Team All-OVC Selections
- 3 OVC All-Newcomer Selections
- 3 MVC Players of the Week
- 2 NFCA All-Region Selections
- 1 OVC Freshman of the Year
- 1 Second-Team All-OVC Selection

COACHING HONORS

- 2009 Midwest Coaching Staff of the Year
- 2006 Region 16 and MCCAC Coach of the Year
- 2003 Region 16 Coach of the Year

YOUR REDHAWKS

RADIO/TV ROSTER




1

PAYTON PIERCE
INF / 5-6 / R-R / Fr.
Metropolis, Ill.




2

RACHEL ANDERSON
OF / 5-3 / L-R / Jr.
Edwardsville, Ill.



3

SARAH MESSEX
INF / 5-4 / R-R / Sr.
Sullivan, Mo.



4

CLAUDIA GALLO
OF / 5-6 / R-R / Jr.
Arnold, Mo.




5

ALEXIS ESTES
P / 5-9 / R-R / Jr.
Lane, Ill.




6

MARISA DAVIS
P / 5-4 / L-L / Fr.
Kansas City, Mo.




7

MYKAELA ARELLANES
OF / 5-6 / L-L / Sr.
Foristell, Mo.



8

PARKER BANDY
INF / 5-7 / L-R / Sr.
Springfield, Ill.



9

RACHEL ROOK
P / 5-11 / R-R / So.
Republic, Mo.




10

ASHLEY EMERT
C/INF / 5-10 / R-R / So.
East Peoria, Ill.



11

DANINA MARTON
INF / 5-10 / R-R / So.
Northridge, Calif.




12

ADDISON BARNOUSKI
INF / 5-9 / R-R / Jr.
O'Fallon, Ill.




14

KAYLEE ANDERSON
INF/P / 5-7 / R-R / So.
Warrenton, Mo.



15

HALEY THOGMARTIN
P / 5-8 / R-R / Sr.
St. Louis, Mo.



17

BROOKE RHEINECKER
OF / 5-2 / L-R / Jr.
St. Louis, Mo.



18

MACKENZIE LONG
INF / 5-2 / L-R / Sr.
Lee's Summit, Mo.



20

LEAH WININGER
INF / 5-7 / R-R / Fr.
Johnston City, Ill.



21

CHELSEY PENA
C / 5-6 / R-R / Fr.
Columbia, Ill.



22

MADISON HARRIS
INF / 5-6 / R-R / Jr.
Imperial, Mo.



24

RACHAEL DONALD
C / 5-8 / R-R / Jr.
Dupu, Ill.



26

ASHLEY ELLIS
INF / 5-8 / R-R / Jr.
Arnold, Mo.



27

ANNA GRIFFIN
INF / 6-1 / R-R / Fr.
Bentonville, Ark.



MARK REDBURN
Head Coach
Fifth Year



KRISTEN JONES
Assistant Coach
Fourth Year



BILL GRAHAM
Assistant Coach
First Year

YOUR REDHAWKS

2019 OVERALL STATISTICS



2019 Southeast Missouri Softball Overall Statistics for Southeast Missouri (as of Feb 25, 2019) (All games Sorted by Batting avg)



Record: 9-6 Home: 0-0 Away: 3-2 Neutral: 6-4 OVC: 0-0

Player	avg	gp-gs	ab	r	h	2b	3b	hr	rbi	tb	slg%	bb	hp	so	gdp	ob%	sf	sh	sb-att	po	a	e	fld%
2 ANDERSON, Rachel	.429	15-15	49	8	21	3	3	2	16	36	.735	6	0	8	0	.491	0	0	5-6	29	2	0	1.000
26 ELLIS, Ashley	.400	15-15	40	6	16	2	1	5	15	35	.875	1	0	7	1	.415	0	0	1-1	59	2	3	.953
12 BARNOUSKI, Addison	.400	15-15	35	7	14	1	0	2	7	21	.600	5	1	5	0	.488	0	1	0-0	18	19	5	.881
7 ARELLANES, Mykaela	.356	15-15	45	14	16	1	1	2	10	25	.556	7	1	11	0	.453	0	1	3-4	18	0	1	.947
24 DONALD, Rachael	.263	12-9	19	2	5	0	0	0	2	5	.263	3	1	8	0	.391	0	0	0-0	47	3	1	.980
3 MESSEX, Sarah	.256	15-15	39	7	10	4	0	1	5	17	.436	9	0	8	0	.396	0	0	1-1	16	16	1	.970
4 GALLO, Claudia	.256	15-15	43	6	11	2	1	1	5	18	.419	2	2	6	0	.319	0	0	4-5	31	0	1	.969
8 BANDY, Parker	.222	14-14	36	10	8	1	2	1	9	16	.444	2	0	6	0	.263	0	0	2-2	12	9	5	.808
17 RHEINECKER, Brooke	.211	10-7	19	5	4	0	0	0	1	4	.211	2	0	2	0	.286	0	0	4-4	0	0	0	.000
14 ANDERSON, Kaylee	.200	10-5	20	4	4	1	1	0	2	7	.350	1	0	3	0	.238	0	0	1-2	2	3	1	.833
22 HARRIS, Madison	.154	10-3	13	2	2	0	0	0	1	2	.154	1	0	1	0	.214	0	0	1-1	1	2	0	1.000
21 PENA, Chelsy	.143	10-2	14	1	2	0	0	0	2	2	.143	0	0	4	0	.143	0	0	0-0	15	1	0	1.000

27 GRIFFIN, Anna	.250	5-0	4	1	1	0	0	1	1	4	1.000	2	0	1	0	.500	0	0	0-0	2	0	1	.667
16 CONWAY, Randi Dae	.200	10-1	5	4	1	0	0	0	0	1	.200	0	0	1	0	.200	0	0	0-0	0	0	0	.000
10 EMERT, Ashley	.111	7-4	9	0	1	0	0	0	0	1	.111	0	0	5	0	.111	0	0	0-0	22	0	1	.957
20 WININGER, Leah	.000	4-0	3	0	0	0	0	0	0	0	.000	0	0	0	0	.000	0	0	0-0	1	0	0	1.000
11 MARTON, Danina	.000	5-0	2	1	0	0	0	0	0	0	.000	1	0	1	0	.333	0	0	0-0	0	0	0	.000
18 LONG, Mackenzie	.000	11-0	1	5	0	0	0	0	0	0	.000	0	0	1	0	.000	0	0	2-2	0	0	0	.000
1 PIERCE, Payton	.000	1-0	1	0	0	0	0	0	0	0	.000	0	0	0	0	.000	0	0	0-0	0	0	0	.000
6 DAVIS, Marisa	.000	1-0	0	0	0	0	0	0	0	0	.000	0	0	0	0	.000	0	0	0-0	2	0	1	.667
9 ROOK, Rachel	.000	1-1	0	0	0	0	0	0	0	0	.000	0	0	0	0	.000	0	0	0-0	0	0	0	.000
Totals	.292	15	397	83	116	15	9	15	76	194	.489	42	5	78	1	.367	0	2	24-28	279	59	23	.936
Opponents	.271	15	373	60	101	13	1	7	58	137	.367	57	5	77	1	.370	5	8	15-16	277	89	23	.941

LOB - Team (87), Opp (109). DPs turned - Team (5), Opp (3). CI - Team (0), Opp (1).

(All games Sorted by Earned run avg)

Player	era	w-l	app	gs	cg	sho	sv	ip	h	r	er	bb	so	2b	3b	hr	b/avg	wp	hp	bk	sfa	sha
5 ESTES, Alexis	2.80	3-1	5	5	0	0/1	0	15.0	11	9	6	13	6	1	0	2	.208	2	1	0	0	3
15 THOGMARTIN, Haley	2.90	5-3	10	8	3	1/2	1	41.0	44	25	17	17	38	4	1	4	.268	1	0	0	2	3
9 ROOK, Rachel	3.50	1-1	9	2	0	0/1	0	16.0	17	8	8	9	20	2	0	0	.266	2	0	0	1	0

6 DAVIS, Marisa	2.40	0-1	7	0	0	0/1	0	11.2	11	6	4	8	7	2	0	1	.229	0	1	0	1	0
14 ANDERSON, Kaylee	6.00	0-0	6	0	0	0/0	1	9.1	18	12	8	10	6	4	0	0	.409	2	3	0	1	2
Totals	3.24	9-6	15	15	3	3/2	2	93.0	101	60	43	57	77	13	1	7	.271	7	5	0	5	8
Opponents	4.70	6-9	15	15	6	1/0	1	92.1	116	83	62	42	78	15	9	15	.292	7	5	1	0	2

PB - Team (2), DONALD 1, EMERT 1, Opp (1). Pickoffs - Team (1), DONALD 1. SBA/ATT - DONALD (9-10), THOGMARTIN (6-6), DAVIS (5-5), EMERT (4-4), ROOK (4-4), PENA (2-2), K. ANDERSON (0-1).

YOUR REDHAWKS

2019 SCHEDULE/RESULTS



2019 Southeast Missouri Softball Game Results for Southeast Missouri (as of Feb 26, 2019) (All games)



Date	Opponent	Score	Inns	Overall	OVC	Pitcher of record	Attend	Time
! 02-08-19	vs South Dakota State	w 7-3	7	1-0-0	0-0-0	THOGMARTIN (W 1-0)	105	2:21
! 02-08-19	at UNI	w 5-1	7	2-0-0	0-0-0	ESTES (W 1-0)	180	1:50
! 02-09-19	at UNI	w 16-0	5	3-0-0	0-0-0	THOGMARTIN (W 2-0)	350	1:50
! 02-09-19	vs Toledo	w 7-5	7	4-0-0	0-0-0	ESTES (W 2-0)	200	2:10
! 02-10-19	vs Drake	L 1-6	7	4-1-0	0-0-0	THOGMARTIN (L 2-1)	325	1:52
@ 02-15-19	vs Wichita State	L 0-8	5	4-2-0	0-0-0	ESTES (L 2-1)	0	1:08
@ 02-15-19	vs Abilene Christian	w 10-2	5	5-2-0	0-0-0	THOGMARTIN (W 3-1)	0	1:15
@ 02-16-19	at Louisiana Tech	L 3-11	5	5-3-0	0-0-0	ROOK (L 0-1)	0	1:45
@ 02-16-19	vs Fairleigh Dickinson	w 8-0	6	6-3-0	0-0-0	ESTES (W 3-1)	0	1:49
@ 02-17-19	vs Miss Valley State	w 7-0	7	7-3-0	0-0-0	THOGMARTIN (W 4-1)	105	1:47
# 02-21-19	at #12 Arkansas	L 1-7	7	7-4-0	0-0-0	THOGMARTIN (L 4-2)	224	1:54
# 02-22-19	vs Drake	L 2-6	7	7-5-0	0-0-0	THOGMARTIN (L 4-3)	70	2:25
# 02-22-19	at #12 Arkansas	w 6-1	7	8-5-0	0-0-0	ROOK (W 1-1)	219	2:10
# 02-23-19	vs Drake	L 5-7	7	8-6-0	0-0-0	DAVIS (L 0-1)	103	1:57
# 02-23-19	vs IUPUI	w 5-3	7	9-6-0	0-0-0	THOGMARTIN (W 4-3)	97	1:27

! = UNI Dome Classic (Cedar Falls, Iowa)

@ = Louisiana Tech Invitational (Ruston, La.)

= Razorback Invitational (Fayetteville, Ark.)

* = Conference game

() extra inning game

YOUR REDHAWKS

2018 FINAL OVC STATISTICS



2018 Southeast Missouri Softball Conference statistics for Southeast Missouri (as of Apr 29, 2018) (OVC games only Sorted by Batting avg)



Record: 15-7 Home: 10-2 Away: 5-5 OVC: 15-7

Player	avg	gp-gs	ab	r	h	2b	3b	hr	rbi	tb	slg%	bb	hp	so	gdp	ob%	sf	sh	sb-att	po	a	e	fld%
2 ANDERSON, Rachel	.387	22-22	62	14	24	5	2	0	11	33	.532	11	0	11	0	.473	1	1	9-12	31	3	0	1.000
4 GALLO, Claudia	.355	18-9	31	6	11	2	1	2	6	21	.677	3	4	4	0	.474	0	0	0-0	12	0	0	1.000
3 MESSEX, Sarah	.328	22-22	58	19	19	3	0	3	17	31	.534	8	3	14	0	.423	2	0	7-7	42	27	3	.958
7 ARELLANES, Mykaela	.319	14-14	47	8	15	2	0	0	6	17	.362	4	0	11	0	.373	0	0	4-5	10	1	0	1.000
8 BANDY, Parker	.313	22-22	67	8	21	2	2	0	10	27	.403	6	1	13	1	.378	0	1	0-0	26	32	5	.921
17 RHEINECKER, Brooke	.313	20-15	32	6	10	1	0	0	3	11	.344	1	1	1	0	.353	0	4	4-6	11	1	1	.923
21 TILLOTSON, Abby	.271	21-20	48	9	13	3	0	2	11	22	.458	10	3	13	0	.419	1	0	1-1	84	6	0	1.000
12 BARNOUSKI, Addison	.220	20-20	50	10	11	2	1	2	10	21	.420	3	0	14	0	.264	0	0	4-4	14	29	3	.935
26 ELLIS, Ashley	.167	22-22	60	3	10	1	0	0	2	11	.183	5	1	19	2	.242	0	1	2-2	136	4	2	.986

10 PRUETT, Darby	.308	14-8	26	3	8	2	0	2	10	16	.615	1	1	8	2	.357	0	0	0-0	4	15	2	.905
1 WERNIG, Claire	.267	13-2	15	4	4	2	0	0	2	6	.400	2	0	6	0	.353	0	0	1-1	1	0	1	.500
6 HAYES, Riley	.250	12-9	16	0	4	2	0	0	1	6	.375	4	0	7	0	.400	0	0	0-0	48	7	0	1.000
16 CONWAY, Randi Dae	.150	19-10	20	6	3	1	0	0	2	4	.200	1	0	5	0	.190	0	1	1-1	7	0	0	1.000
22 HARRIS, Madison	.118	18-2	17	7	2	0	0	0	3	2	.118	1	0	1	0	.158	1	0	2-3	0	0	0	.000
24 DONALD, Rachael	.000	3-1	4	0	0	0	0	0	0	0	.000	0	0	1	0	.000	0	0	0-0	6	3	0	1.000
14 ANDERSON, Kaylee	.000	5-0	3	1	0	0	0	0	0	0	.000	0	0	0	0	.000	0	0	0-0	0	0	0	.000
18 LONG, Mackenzie	.000	6-0	1	2	0	0	0	0	0	0	.000	0	0	0	0	.000	0	0	0-0	0	0	0	.000
Totals	.278	22	557	106	155	28	6	11	94	228	.409	60	14	128	5	.360	5	8	35-42	440	154	17	.972
Opponents	.239	22	557	73	133	22	3	17	68	212	.381	56	6	128	1	.314	2	11	14-19	428	151	21	.965

LOB - Team (111), Opp (119). DPs turned - Team (5), Opp (8). CI - Team (0), Opp (1). IBB - Team (0), Opp (2).

(OVC games only Sorted by Earned run avg)

Player	era	w-l	app	gs	cg	sho	sv	ip	h	r	er	bb	so	2b	3b	hr	b/avg	wp	hp	bk	sfa	sha
15 THOGMARTIN, Haley	1.88	6-2	11	10	2	1/2	0	52.0	45	21	14	10	43	8	0	6	.228	0	1	0	0	6
19 KRUMREY, Madeline	3.67	4-4	11	11	6	0/0	1	63.0	69	40	33	25	54	12	2	7	.272	2	0	0	1	2

9 ROOK, Rachel	1.48	5-1	12	0	0	0/2	2	23.2	10	5	5	14	26	0	1	1	.133	3	4	0	1	1
5 ESTES, Alexis	5.25	0-0	5	1	0	0/0	0	8.0	9	7	6	7	5	2	0	3	.290	0	1	0	0	2
Totals	2.77	15-7	22	22	8	3/2	3	146.2	133	73	58	56	128	22	3	17	.239	5	6	0	2	11
Opponents	4.50	7-15	22	22	12	3/0	0	141.2	154	106	91	60	128	28	6	11	.278	15	14	0	5	8

PB - Team (0), Opp (3). Pickoffs - Team (4), HAYES 2, TILLOTSON 2. SBA/ATT - KRUMREY (9-13), HAYES (9-11), TILLOTSON (5-7), ROOK (3-4), THOGMARTIN (2-2), DONALD (0-1).

YOUR REDHAWKS

SEASON/CAREER-HIGHS

MULTIPLE HIT GAMES

Player	2	3	4	5+	Total
Rachel Anderson	4	3	-	-	7
Ashley Ellis	5	1	-	-	6
Mykaela Arellanes	3	1	-	-	4
Claudia Gallo	3	-	-	-	3
Addison Barnouski	3	-	-	-	3
Parker Bandy	3	-	-	-	3
Sarah Messex	1	1	-	-	2
Brooke Rheinecker	1	-	-	-	1
Rachael Donald	1	-	-	-	1

MULTIPLE RBI GAMES

Player	2	3	4	5+	Total
Rachel Anderson	4	-	1	-	5
Ashley Ellis	-	1	2	-	3
Mykaela Arellanes	2	1	-	-	3
Parker Bandy	1	1	-	-	2
Addison Barnouski	-	1	-	-	1
Kaylee Anderson	1	-	-	-	1
Rachael Donald	1	-	-	-	1
Claudia Gallo	1	-	-	-	1

INNING BY INNING SUMMARY

Inning	SEMO	Opp.
First	11	17
Second	23	9
Third	10	2
Fourth	15	15
Fifth	16	13
Sixth	3	2
Seventh	5	2
Extra	0	0
Totals	83	60

INNING BY INNING SUMMARY (OVC GAMES)

Inning	SEMO	Opp.
First	0	0
Second	0	0
Third	0	0
Fourth	0	0
Fifth	0	0
Sixth	0	0
Seventh	0	0
Extra	0	0
Totals	0	0

CURRENT HITTING STREAKS

Player	Games	Started
Mykaela Arellanes	7	2/16
Addison Barnouski	5	2/21

CURRENT REACHED BASE STREAKS

Player	Games	Started
Mykaela Arellanes	7	2/16
Addison Barnouski	5	2/21

CAREER MULTIPLE HIT GAMES

Player	2	3	4	5+	Total
Rachel Anderson	29	11	-	-	40
Mykaela Arellanes	27	6	-	-	33
Sarah Messex	19	2	1	-	22
Ashley Ellis	18	1	-	-	19
Parker Bandy	16	2	-	-	18
Addison Barnouski	15	2	-	-	17
Brooke Rheinecker	12	1	-	-	13
Claudia Gallo	7	1	-	-	8
Madison Harris	5	1	-	-	6
Rachael Donald	1	0	0	0	1

CAREER MULTIPLE RBI GAMES

Player	2	3	4	5+	Total
Rachel Anderson	15	6	1	-	22
Sarah Messex	12	6	-	-	18
Ashley Ellis	6	4	2	1	13
Parker Bandy	10	2	-	-	12
Addison Barnouski	9	3	-	-	12
Mykaela Arellanes	9	2	1	-	12
Claudia Gallo	6	-	-	-	6
Madison Harris	4	-	-	-	4
Rachael Donald	2	-	-	-	2
Brooke Rheinecker	1	1	-	-	2

14 KAYLEE ANDERSON

2019 Hitting Season-Highs

At-Bats.....	4, 2x, last at Arkansas (2/22)
Runs.....	1, 4x, last vs. Drake (2/23)
Hits.....	1, 4x, last vs. Drake (2/23)
Doubles.....	1, vs. Drake (2/23)
Triples.....	1, vs. Drake (2/22)
Home Runs.....	-
RBI.....	2, vs. Drake (2/23)
Stolen Bases.....	1, vs. Mississippi Valley State (2/17)

2019 Pitching Season-Highs

Innings Pitched.....	2.1, at Louisiana Tech (2/16)
Fewest Hits.....	2, 3x, last vs. Drake (2/23)
Most Hits.....	8, at Louisiana Tech (2/16)
Fewest Runs.....	0, at Arkansas (2/22)
Most Runs.....	7, at Louisiana Tech (2/16)
Fewest Walks.....	0, vs. Wichita State (2/15)
Strikeouts.....	3, at Louisiana Tech (2/16)

Hitting Career-Highs

At-Bats.....	4, 2x, last at Arkansas (2/22/19)
Runs.....	1, 5x, last vs. Drake (2/23/19)
Hits.....	1, 4x, last vs. Drake (2/23/19)
Doubles.....	1, vs. Drake (2/23/19)
Triples.....	1, vs. Drake (2/22/19)
Home Runs.....	-
RBI.....	2, vs. Drake (2/23/19)
Stolen Bases.....	1, vs. Mississippi Valley State (2/17/19)

Pitching Career-Highs

Innings Pitched.....	2.1, at Louisiana Tech (2/16/19)
Fewest Hits.....	1, 2x, last at Arkansas (2/22/19)
Most Hits.....	8, at Louisiana Tech (2/16/19)
Fewest Runs.....	0, 2x, last at Arkansas (2/22/19)
Most Runs.....	7, at Louisiana Tech (2/16/19)
Fewest Walks.....	0, 3x, last vs. Wichita State (2/15/19)
Strikeouts.....	3, at Louisiana Tech (2/16/19)

2 RACHEL ANDERSON

2019 Season-Highs

At-Bats.....	5, at Northern Iowa (2/9)
Runs.....	1, 8x, last at Arkansas (2/22)
Hits.....	3, 3x, last vs. Abilene Christian (2/15)
Doubles.....	1, 3x, last vs. Mississippi Valley State (2/17)
Triples.....	1, 3x, last vs. Abilene Christian (2/15)
Home Runs.....	1, 2x, last at Arkansas (2/22)
RBI.....	4, vs. Abilene Christian (2/15)
Stolen Bases.....	1, 5x, last vs. Drake (2/23)

Career-Highs

At-Bats.....	5, 2x, last at Northern Iowa (2/9/19)
Runs.....	3, 5x, last at Chattanooga (2/24/18)
Hits.....	3, 11x, last vs. Abilene Christian (2/15/19)
Doubles.....	1, 24x, last vs. Mississippi Valley State (2/17/19)
Triples.....	2, 2x, last at Alcorn State (2/25/17)
Home Runs.....	1, 10x, last at Arkansas (2/22/19)
RBI.....	4, vs. Abilene Christian (2/15/19)
Stolen Bases.....	2, 3x, last vs. Tennessee State (4/28/18)

7 MYKAELA ARELLANES

2019 Season-Highs

At-Bats.....	4, 4x, last vs. Drake (2/23)
Runs.....	3, 2x, last vs. Fairleigh Dickinson (2/16)
Hits.....	3, vs. Abilene Christian (2/15)
Doubles.....	1, at Arkansas (2/22)
Triples.....	1, vs. Mississippi Valley State (2/17)
Home Runs.....	1, 2x, last vs. IUPUI (2/23)
RBI.....	3, at Northern Iowa (2/9)
Stolen Bases.....	1, 3x, last vs. Fairleigh Dickinson (2/16)

Career-Highs

At-Bats.....	5, vs. Tennessee State (4/28/18)
Runs.....	3, 3x, last vs. Fairleigh Dickinson (2/16/19)
Hits.....	3, 6x, last vs. Abilene Christian (2/15/19)
Doubles.....	2, vs. Tennessee State (2/11/17)
Triples.....	2, vs. Jarvis Christian College (2/11/17)
Home Runs.....	1, 7x, last vs. IUPUI (2/23/19)
RBI.....	4, vs. Tennessee State (4/28/18)
Stolen Bases.....	4, vs. Alabama A&M (3/11/17)

8 PARKER BANDY

2019 Season-Highs

At-Bats.....	4, vs. South Dakota State (2/8)
Runs.....	3, 2x, last vs. Abilene Christian (2/15)
Hits.....	2, 3x, last vs. Abilene Christian (2/15)
Doubles.....	1, vs. Toledo (2/9)
Triples.....	1, 2x, last vs. Toledo (2/9)
Home Runs.....	1, vs. Abilene Christian (2/15)
RBI.....	3, vs. South Dakota State (2/8)
Stolen Bases.....	1, 2x, last vs. Fairleigh Dickinson (2/16)

Career-Highs

At-Bats.....	5, at SIU Edwardsville (4/14/17)
Runs.....	3, vs. Toledo (2/9/19)
Hits.....	3, 2x, last vs. UT Martin (4/17/18)
Doubles.....	1, 17x, last vs. Toledo (2/9/19)
Triples.....	1, 7x, last vs. Toledo (2/9/19)
Home Runs.....	1, 5x, last vs. Abilene Christian (2/15/19)
RBI.....	3, 2x, last vs. South Dakota State (2/8/19)
Stolen Bases.....	2, vs. Tennessee State (2/11/17)

12 ADDISON BARNOUSKI

2019 Season-Highs

At-Bats.....	4, at Arkansas (2/22)
Runs.....	1, 7x, last vs. Mississippi Valley State (2/17)
Hits.....	2, 3x, last vs. Fairleigh Dickinson (2/16)
Doubles.....	1, at Northern Iowa (2/8)
Triples.....	-
Home Runs.....	1, 2x, last vs. Drake (2/23)
RBI.....	3, vs. Toledo (2/9)
Stolen Bases.....	-

Career-Highs

At-Bats.....	4, 11x, last at Arkansas (2/22/19)
Runs.....	3, at Murray State (4/8/18)
Hits.....	3, 2x, last at Alcorn State (2/25/17)
Doubles.....	1, 11x, last at Murray State (4/8/18)
Triples.....	1, 2x, last vs. Tennessee State (4/28/18)
Home Runs.....	1, 10x, last vs. Drake (2/23/19)
RBI.....	3, 3x, last vs. Toledo (2/9/19)
Stolen Bases.....	2, 2x, last at Murray State (4/8/18)

Pitching Career-Highs

Innings Pitched.....	2.0, vs. Jarvis Christian College (2/11/17)
Fewest Hits.....	1, at Jackson State (2/12/17)
Most Hits.....	4, 2x, last vs. Middle Tennessee (2/17/17)
Fewest Runs.....	0, at Jackson State (2/12/17)
Most Runs.....	4, vs. Middle Tennessee (2/17/17)
Fewest Walks.....	0, 2x, last at Jackson State (2/12/17)
Strikeouts.....	1, vs. Middle Tennessee (2/17/17)

YOUR REDHAWKS

SEASON/CAREER-HIGHS

6 MARISA DAVIS

2019 Season/Career-Highs

Innings Pitched.....3.0, vs. Drake (2/22)
 Fewest Hits.....0, vs. Toledo (2/9)
 Most Hits.....4, vs. Wichita State (2/15)
 Fewest Runs.....0, 5x, last vs. Drake (2/22)
 Most Runs.....4, vs. Wichita State (2/15)
 Fewest Walks.....0, 3x, last vs. Mississippi Valley State (2/17)
 Strikeouts.....3, vs. Drake (2/23)

24 RACHAEL DONALD

2019 Season-Highs

At-Bats.....4, vs. South Dakota State (2/8)
 Runs.....1, 2x, last at Arkansas (2/22)
 Hits.....2, vs. South Dakota State (2/8)
 Doubles.....-
 Triples.....-
 Home Runs.....-
 RBI.....2, vs. South Dakota State (2/8)
 Stolen Bases.....-

Career-Highs

At-Bats.....4, vs. South Dakota State (2/8/19)
 Runs.....2, vs. Jarvis Christian College (2/11/17)
 Hits.....2, vs. South Dakota State (2/8/19)
 Doubles.....-
 Triples.....-
 Home Runs.....-
 RBI.....2, 2x, last vs. South Dakota State (2/8/19)
 Stolen Bases.....1, at Alabama State (2/23/18)

26 ASHLEY ELLIS

2019 Season-Highs

At-Bats.....4, 2x, last at Northern Iowa (2/9)
 Runs.....1, 6x, last vs. Drake (2/23)
 Hits.....3, at Northern Iowa (2/9)
 Doubles.....1, 2x, last at Louisiana Tech (2/16)
 Triples.....1, at Northern Iowa (2/9)
 Home Runs.....1, 5x, last vs. Drake (2/23)
 RBI.....4, 2x, last vs. Fairleigh Dickinson (2/16)
 Stolen Bases.....1, vs. Drake (2/23)

Career-Highs

At-Bats.....5, at Tennessee State (4/29/17)
 Runs.....2, 4x, last vs. SIU Edwardsville (3/18/18)
 Hits.....3, at Northern Iowa (2/9/19)
 Doubles.....2, vs. Evansville (2/23/18)
 Triples.....1, 4x, last at Northern Iowa (2/9/19)
 Home Runs.....2, vs. Western Michigan (2/25/18)
 RBI.....5, at Jackson State (2/12/17)
 Stolen Bases.....1, 5x, last vs. Drake (2/23/19)

10 ASHLEY EMERT

2019 Season/Career-Highs

At-Bats.....3, vs. Abilene Christian (2/15)
 Runs.....-
 Hits.....1, vs. Abilene Christian (2/15)
 Doubles.....-
 Triples.....-
 Home Runs.....-
 RBI.....-
 Stolen Bases.....-

5 ALEXIS ESTES

2018 Season-Highs

Innings Pitched.....4.0, 2x, last vs. Toledo (2/9)
 Fewest Hits.....1, vs. Fairleigh Dickinson (2/16)
 Most Hits.....3, 2x, last vs. Wichita State (2/15)
 Fewest Runs.....0, 2x, last vs. Fairleigh Dickinson (2/16)
 Most Runs.....4, vs. Drake (2/23)
 Fewest Walks.....2, 2x, last vs. Wichita State (2/15)
 Strikeouts.....2, 2x, last vs. Fairleigh Dickinson (2/16)

Career-Highs

Innings Pitched.....7.0, 3x, last vs. Eastern Kentucky (4/23/17)
 Fewest Hits.....0, 2x, last at Southern Illinois (4/5/18)
 Most Hits.....13, at Missouri (4/18/17)
 Fewest Runs.....0, 13x, last vs. Fairleigh Dickinson (2/16/19)
 Most Runs.....8, at Missouri (4/18/17)
 Fewest Walks.....0, 9x, last at Austin Peay (4/6/18)
 Strikeouts.....8, 2x, last vs. Eastern Kentucky (4/23/17)

4 CLAUDIA GALLO

2019 Season-Highs

At-Bats.....4, 4x, last at Arkansas (2/22)
 Runs.....3, at Northern Iowa (2/9)
 Hits.....2, 3x, last vs. Mississippi Valley State (2/17)
 Doubles.....1, 2x, last at Northern Iowa (2/8)
 Triples.....1, vs. Mississippi Valley State (2/17)
 Home Runs.....1, at Northern Iowa (2/9)
 RBI.....2, at Northern Iowa (2/9)
 Stolen Bases.....1, 4x, last vs. IUPUI (2/23)

Career-Highs

At-Bats.....4, 6x, last at Arkansas (2/22/19)
 Runs.....3, at Northern Iowa (2/9/19)
 Hits.....3, vs. Murray State (4/9/17)
 Doubles.....1, 5x, last at Northern Iowa (2/8/19)
 Triples.....1, 5x, last vs. Mississippi Valley State (2/17/19)
 Home Runs.....1, 3x, last at Northern Iowa (2/9/19)
 RBI.....2, 6x, last at Northern Iowa (2/9/19)
 Stolen Bases.....1, 7x, last vs. IUPUI (2/23/19)

27 ANNA GRIFFIN

2019 Season/Career-Highs

At-Bats.....2, vs. Mississippi Valley State (2/17)
 Runs.....1, vs. Fairleigh Dickinson (2/16)
 Hits.....1, vs. Fairleigh Dickinson (2/16)
 Doubles.....-
 Triples.....-
 Home Runs.....1, vs. Fairleigh Dickinson (2/16)
 RBI.....1, vs. Fairleigh Dickinson (2/16)
 Stolen Bases.....-

22 MADISON HARRIS

2019 Season-Highs

At-Bats.....3, 2x, last vs. IUPUI (2/23)
 Runs.....1, 2x, last vs. IUPUI (2/23)
 Hits.....1, 2x, last at Northern Iowa (2/9)
 Doubles.....-
 Triples.....-
 Home Runs.....-
 RBI.....1, at Northern Iowa (2/8)
 Stolen Bases.....1, vs. South Dakota State (2/8)

Career-Highs

At-Bats.....4, 6x, last at Murray State (4/8/18)
 Runs.....2, 3x, last vs. Eastern Illinois (4/1/17)
 Hits.....3, vs. UMKC (3/17/17)
 Doubles.....1, 2x, last vs. Eastern Illinois (4/1/17)
 Triples.....-
 Home Runs.....1, at Kansas (3/19/17)
 RBI.....2, 4x, last vs. Tennessee State (4/28/18)
 Stolen Bases.....1, 7x, last at Northern Iowa (2/8/19)

18 MACKENZIE LONG

2019 Season-Highs

At-Bats.....1, vs. Fairleigh Dickinson (2/16)
 Runs.....1, 5x, last vs. Drake (2/23)
 Hits.....-
 Doubles.....-
 Triples.....-
 Home Runs.....-
 RBI.....-
 Stolen Bases.....1, 2x, last vs. Mississippi Valley State (2/17)

Career-Highs

At-Bats.....3, 2x, last at Eastern Kentucky (4/23/16)
 Runs.....1, 14x, last vs. Drake (2/23/19)
 Hits.....1, 2x, last at Eastern Kentucky (4/23/16)
 Doubles.....-
 Triples.....-
 Home Runs.....-
 RBI.....-
 Stolen Bases.....1, 5x, last vs. Mississippi Valley State (2/17/19)

11 DANINA MARTON

2019 Season-Highs

At-Bats.....1, 2x, last at Arkansas (2/21)
 Runs.....1, vs. Fairleigh Dickinson (2/16)
 Hits.....-
 Doubles.....-
 Triples.....-
 Home Runs.....-
 RBI.....-
 Stolen Bases.....-

Career-Highs

At-Bats.....1, 4x, last at Arkansas (2/21/19)
 Runs.....1, vs. Fairleigh Dickinson (2/16/19)
 Hits.....1, at Creighton (3/10/18)
 Doubles.....-
 Triples.....-
 Home Runs.....-
 RBI.....-
 Stolen Bases.....-

3 SARAH MESSEX

2019 Season-Highs

At-Bats.....4, 2x, last at Northern Iowa (2/8)
 Runs.....1, 7x, last vs. IUPUI (2/23)
 Hits.....3, vs. South Dakota State (2/8)
 Doubles.....1, 4x, last vs. IUPUI (2/23)
 Triples.....-
 Home Runs.....1, at Arkansas (2/22)
 RBI.....1, 5x, last at Arkansas (2/22)
 Stolen Bases.....1, vs. Fairleigh Dickinson (2/16)

Career-Highs

At-Bats.....4, 12x, last at Northern Iowa (2/8/19)
 Runs.....3, vs. Tennessee State (4/28/18)
 Hits.....4, at Murray State (4/8/18)
 Doubles.....2, 3x, last vs. Tennessee State (4/28/18)
 Triples.....1, 2x, last vs. SIU Edwardsville (5/9/18)
 Home Runs.....1, 12x, last at Arkansas (2/22/19)
 RBI.....3, 5x, last vs. Jacksonville State (3/25/18)
 Stolen Bases.....2, 2x, last vs. SIU Edwardsville (4/13/18)

YOUR REDHAWKS

SEASON/CAREER-HIGHS

21 CHELSY PENA

2019 Season-Highs

At-Bats.....2, 4x, last vs. Drake (2/22)
Runs.....1, vs. Mississippi Valley State (2/17)
Hits.....1, 2x, last vs. Drake (2/22)
Doubles.....-
Triples.....-
Home Runs.....-
RBI.....1, 2x, last at Arkansas (2/22)
Stolen Bases.....-

1 PAYTON PIERCE

2019 Season-Highs

At-Bats.....1, vs. Drake (2/22)
Runs.....-
Hits.....-
Doubles.....-
Triples.....-
Home Runs.....-
RBI.....-
Stolen Bases.....-

17 BROOKE RHEINECKER

2019 Season-Highs

At-Bats.....3, 4x, last vs. IUPUI (2/23)
Runs.....2, at Northern Iowa (2/9)
Hits.....2, at Northern Iowa (2/9)
Doubles.....-
Triples.....-
Home Runs.....-
RBI.....1, at Northern Iowa (2/9)
Stolen Bases.....1, 4x, last vs. IUPUI (2/23)

Career-Highs

At-Bats.....4, 6x, last vs. Morehead State (4/22/17)
Runs.....2, 5x, last at Northern Iowa (2/9/19)
Hits.....3, vs. Alabama A&M (3/11/17)
Doubles.....1, at Austin Peay (4/6/18)
Triples.....-
Home Runs.....-
RBI.....3, vs. Jarvis Christian College (2/11/17)
Stolen Bases.....2, 2x, last vs. Tennessee State (4/28/18)

9 RACHEL ROOK

2019 Season

Innings Pitched.....5.0, at Arkansas (2/22)
Fewest Hits.....0, 4x, last vs. Drake (2/23)
Most Hits.....6, at Arkansas (2/22)
Fewest Runs.....0, 5x, last vs. Drake (2/23)
Most Runs.....4, at Louisiana Tech (2/16)
Fewest Walks.....0, 5x, last vs. Drake (2/23)
Strikeouts.....5, at Louisiana Tech (2/16)

Career-Highs

Innings Pitched.....5.0, at Arkansas (2/22/19)
Fewest Hits.....0, 13x, last vs. Drake (2/23/19)
Most Hits.....6, at Arkansas (2/22/19)
Fewest Runs.....0, 18x, last vs. Drake (2/23/19)
Most Runs.....4, 2x, last at Louisiana Tech (2/16/19)
Fewest Walks.....0, 16x, last vs. Drake (2/23/19)
Strikeouts.....7, vs. Tennessee Tech (3/17/18)

15 HALEY THOGMARTIN

2019 Season/Career-Highs

Innings Pitched.....7.0, vs. IUPUI (2/23)
Fewest Hits.....0, vs. Toledo (2/19)
Most Hits.....8, at Arkansas (2/21)
Fewest Runs.....0, 4x, last vs. Mississippi Valley State (2/17)
Most Runs.....6, 3x, last vs. Drake (2/22)
Fewest Walks.....0, 2x, last vs. Fairleigh Dickinson (2/16)
Strikeouts.....7, 2x, last vs. Fairleigh Dickinson (2/16)

Career-Highs

Innings Pitched.....7.0, 6x, last vs. IUPUI (2/23/19)
Fewest Hits.....0, 5x, last vs. Toledo (2/9/19)
Most Hits.....9, 3x, last at Creighton (3/10/18)
Fewest Runs.....0, 22x, last vs. Mississippi Valley State (2/17/19)
Most Runs.....9, vs. UMKC (3/6/16)
Fewest Walks.....0, 30x, last vs. Fairleigh Dickinson (2/16/19)
Strikeouts.....9, vs. Belmont (4/29/18)

20 LEAHA WININGER

2019 Season-Highs

At-Bats.....1, 3x, last vs. Drake (2/23)
Runs.....-
Hits.....-
Doubles.....-
Triples.....-
Home Runs.....-
RBI.....-
Stolen Bases.....-

YOUR REDHAWKS

SEASON/CAREER STATISTICS



2019 Southeast Missouri Softball
Individual Season/Career Summary for Southeast Missouri (as of Feb 25, 2019)
(All games Sorted by Batting avg)



Record: 9-6 Home: 0-0 Away: 3-2 Neutral: 6-4 OVC: 0-0

Player	SEASON													CAREER												
	Avg	G-GS	AB	R	H	2B	3B	HR	RBI	BB	Hbp	SO	Sb-Att	Avg	G-GS	AB	R	H	2B	3B	HR	RBI	BB	Hbp	SO	Sb-Att
2 ANDERSON, Rachel	.429	15-15	49	8	21	3	3	2	16	6	0	8	5-6	.398	118-118	352	79	140	24	17	10	75	51	4	49	32-45
26 ELLIS, Ashley	.400	15-15	40	6	16	2	1	5	15	1	0	7	1-1	.249	115-115	305	29	76	15	4	14	56	30	4	77	5-5
12 BARNOUSKI, Addison	.400	15-15	35	7	14	1	0	2	7	5	1	5	0-0	.290	106-88	248	47	72	13	2	12	48	19	3	53	11-11
7 ARELLANES, Mykaela	.356	15-15	45	14	16	1	1	2	10	7	1	11	3-4	.340	107-107	332	78	113	18	7	7	49	50	3	57	28-33
24 DONALD, Rachael	.263	12-9	19	2	5	0	0	0	2	3	1	8	0-0	.171	29-11	35	5	6	0	0	0	5	4	2	12	1-1
3 MESSEX, Sarah	.256	15-15	39	7	10	4	0	1	5	9	0	8	1-1	.244	167-167	410	70	100	19	2	12	74	65	14	99	20-28
4 GALLO, Claudia	.256	15-15	43	6	11	2	1	1	5	2	2	6	4-5	.263	92-56	160	24	42	5	5	3	22	8	12	35	8-10
8 BANDY, Parker	.222	14-14	36	10	8	1	2	1	9	2	0	6	2-2	.280	114-113	300	52	84	17	7	5	51	36	4	60	10-12
17 RHEINECKER, Brooke	.211	10-7	19	5	4	0	0	0	1	2	0	2	4-4	.281	103-69	196	35	55	1	0	0	10	5	1	20	22-27
14 ANDERSON, Kaylee	.200	10-5	20	4	4	1	1	0	2	1	0	3	1-2	.132	27-8	38	6	5	1	1	0	2	2	0	8	1-2
22 HARRIS, Madison	.154	10-3	13	2	2	0	0	0	1	1	0	1	1-1	.237	95-29	131	30	31	2	0	1	16	15	0	18	7-9
21 PENA, Chelsy	.143	10-2	14	1	2	0	0	0	2	0	0	4	0-0	.143	10-2	14	1	2	0	0	0	2	0	0	4	0-0
27 GRIFFIN, Anna	.250	5-0	4	1	1	0	0	1	1	2	0	1	0-0	.250	5-0	4	1	1	0	0	1	1	2	0	1	0-0
16 CONWAY, Randi Dae	.200	10-1	5	4	1	0	0	0	0	0	0	1	0-0	.203	66-22	59	23	12	1	0	0	2	2	1	17	3-5
10 EMERT, Ashley	.111	7-4	9	0	1	0	0	0	0	0	0	5	0-0	.111	7-4	9	0	1	0	0	0	0	0	0	5	0-0
20 WININGER, Leah	.000	4-0	3	0	0	0	0	0	0	0	0	0	0-0	.000	4-0	3	0	0	0	0	0	0	0	0	0	0-0
11 MARTON, Danina	.000	5-0	2	1	0	0	0	0	0	1	0	1	0-0	.250	8-0	4	1	1	0	0	0	0	1	0	1	0-0
18 LONG, Mackenzie	.000	11-0	1	5	0	0	0	0	0	0	0	1	2-2	.111	61-3	18	14	2	0	0	0	0	2	1	9	5-5
1 PIERCE, Payton	.000	1-0	1	0	0	0	0	0	0	0	0	0	0-0	.331	73-0	236	51	78	12	1	3	22	32	6	46	23-31
9 ROOK, Rachel	.000	1-1	0	0	0	0	0	0	0	0	0	0	0-0	.000	1-1	0	0	0	0	0	0	0	0	0	0	0-0
6 DAVIS, Marisa	.000	1-0	0	0	0	0	0	0	0	0	0	0	0-0	.244	42-29	78	12	19	1	0	0	9	8	1	17	10-11
Totals	.292	15-15	397	83	116	15	9	15	76	42	5	78	24-28													
Opponents	.271	15-15	373	60	101	13	1	7	58	57	5	77	15-16													

(All games Sorted by Earned run avg)

	SEASON													CAREER													
Player	ERA	W-L	App	GS	CG	Sho	Sv	IP	H	R	ER	BB	SO	ERA	W-L	App	GS	CG	Sho	Sv	IP	H	R	ER	BB	SO	
5 ESTES, Alexis	2.80	3-1	5	5	0	0	0	15.0	11	9	6	13	6	4.22	12-12	52	27	3	0	2	146.0	161	111	88	70	90	
15 THOGMARTIN, Haley	2.90	5-3	10	8	3	1	1	41.0	44	25	17	17	38	3.39	27-22	79	49	12	4	2	274.1	305	170	133	82	175	
9 ROOK, Rachel	3.50	1-1	9	2	0	0	0	16.0	17	8	8	9	20	3.16	6-6	35	5	0	0	4	64.1	51	31	29	33	74	

6 DAVIS, Marisa	2.40	0-1	7	0	0	0	0	11.2	11	6	4	8	7	2.40	0-1	7	0	0	0	0	11.2	11	6	4	8	7	
14 ANDERSON, Kaylee	6.00	0-0	6	0	0	0	1	9.1	18	12	8	10	6	5.63	0-0	9	0	0	0	1	13.2	23	15	11	11	7	
Player	CH	PO	A	E	Fld%	SBA	CSB	SBA%	PB	CI	Ch	PO	A	E	Fld%	SBA	CSB	SBA%	PB	CI	Ch	PO	A	E	Fld%		
2 ANDERSON, Rachel	31	29	2	0	1.000	0	0	---	0	0	208	190	16	2	.990	0	0	---	0	0	16	15	1	0	1.000		
21 PENA, Chelsy	16	15	1	0	1.000	2	0	1.000	0	0	16	15	1	0	1.000	2	0	1.000	0	0	44	6	37	1	.977		
5 ESTES, Alexis	4	2	2	0	1.000	0	0	---	0	0	13	5	7	1	.923	0	0	---	0	0	13	5	7	1	.923		
22 HARRIS, Madison	3	1	2	0	1.000	0	0	---	0	0	1	1	0	0	1.000	0	0	---	0	0	1	1	0	0	1.000		
20 WININGER, Leah	1	1	0	0	1.000	0	0	---	0	0	76	68	7	1	.987	10	2	.833	1	0	569	247	284	38	.933		
24 DONALD, Rachael	51	47	3	1	.980	9	1	.900	1	0	104	97	5	2	.981	0	0	---	0	0	23	22	0	1	.957		
3 MESSEX, Sarah	33	16	16	1	.970	0	0	---	0	0	737	700	26	11	.985	0	0	---	0	0	130	121	3	6	.954		
4 GALLO, Claudia	32	31	0	1	.969	0	0	---	0	0	197	58	122	17	.914	1	0	1.000	0	0	20	10	9	1	.950		
10 EMERT, Ashley	23	22	0	1	.957	4	0	1.000	1	0	355	188	144	23	.935	0	0	---	0	0	39	23	13	3	.923		
26 ELLIS, Ashley	64	59	2	3	.953	0	0	---	0	0	149	71	62	16	.893	5	0	1.000	0	0	7	4	3	0	1.000		
7 ARELLANES, Mykaela	19	18	0	1	.947	0	0	---	0	0	50	13	32	5	.900	30	6	.833	0	0	10	2	8	0	1.000		
12 BARNOUSKI, Addison	42	18	19	5	.881	0	0	---	0	0	39	23	13	3	.923	0	0	---	0	0	7	4	3	0	1.000		
14 ANDERSON, Kaylee	6	2	3	1	.833	0	1	.000	0	0																	
8 BANDY, Parker	26	12	9	5	.808	0	0	---	0	0																	
27 GRIFFIN, Anna	3	2	0	1	.667	0	0	---	0	0																	
6 DAVIS, Marisa	3	2	0	1	.667	5	0	1.000	0	0																	
15 THOGMARTIN, Haley	4	2	0	2	.500	6	0	1.000	0	0																	
9 ROOK, Rachel	0	0	0	0	.000	4	0	1.000	0	0																	
16 CONWAY, Randi Dae	0	0	0	0	.000	0	0	---	0	0																	
18 LONG, Mackenzie	0	0	0	0	.000	0	0	---	0	0																	
11 MARTON, Danina	0	0	0	0	.000	0	0	---	0	0																	
17 RHEINECKER, Brooke	0	0	0	0	.000	0	0	---	0	0																	
1 PIERCE, Payton	0	0	0	0	.000	0	0	---	0	0																	
Totals	361	279	59	23	.936	15	1	.938	2	0																	
Opponents	389	277	89	23	.941	24	4	.857	1	1																	

YOUR REDHAWKS

GAME-BY-GAME HITTING

Opponent	AB	R	H	RBI	2B	3B	HR	BB	IBB	SB	CS	HBP	SAC	SF	GDP	K	PO	A	E	Avg
Southeast Missouri	32	7	12	7	1	1	0	4	0	3	0	0	0	0	0	1	21	4	1	.375
South Dakota State	29	3	7	3	1	0	1	6	0	0	0	1	0	0	0	5	21	9	1	.241
Southeast Missouri	29	5	8	5	3	1	0	3	0	0	0	1	0	0	0	2	21	3	3	.328
Northern Iowa	28	1	5	1	0	0	0	3	0	1	0	1	0	0	0	5	21	11	0	.211
Southeast Missouri	28	16	13	13	0	1	2	9	0	2	0	1	0	0	0	2	15	3	0	.371
Northern Iowa	18	0	4	0	1	0	0	1	0	0	0	0	0	0	0	4	15	6	4	.213
Southeast Missouri	28	7	12	7	2	2	0	3	0	3	1	0	0	0	0	6	21	7	1	.385
Toledo	25	5	6	5	0	0	2	6	0	1	0	1	0	1	0	4	18	6	1	.220
Southeast Missouri	24	1	4	1	1	0	1	1	0	0	1	1	0	0	0	13	21	3	0	.348
Drake	29	6	9	6	0	1	0	4	0	3	0	0	0	1	0	9	21	2	0	.240
Southeast Missouri	14	0	1	0	0	0	0	1	0	0	0	0	1	0	0	2	13	1	2	.323
Wichita State	21	8	9	8	4	0	1	2	0	1	0	0	1	1	0	0	15	4	0	.267
Southeast Missouri	28	10	14	9	0	1	4	2	0	2	0	0	0	0	0	1	15	3	0	.350
Abilene Christian	18	2	4	2	0	0	1	2	0	0	0	0	1	0	0	7	5	2	4	.262
Southeast Missouri	21	3	5	3	3	0	0	1	0	0	0	1	0	0	0	7	14	3	2	.338
Louisiana Tech	26	11	13	11	4	0	0	5	0	3	0	1	1	0	0	8	15	4	1	.294
Southeast Missouri	28	8	10	8	0	1	2	5	0	3	0	0	1	0	0	3	18	2	1	.341
Fairleigh Dickinson	19	0	2	0	0	0	0	3	0	0	0	0	1	0	0	9	18	7	1	.277
Southeast Missouri	29	7	8	3	1	1	1	3	0	4	0	0	0	0	0	1	21	6	1	.333
Mississippi Valley State	25	0	4	0	0	0	0	1	0	0	0	0	1	0	0	9	18	10	4	.265
Southeast Missouri	25	1	4	1	0	0	0	0	0	0	1	0	0	0	0	13	18	4	2	.318
Arkansas	29	7	10	7	1	0	2	3	0	0	0	0	0	1	0	4	21	7	1	.273
Southeast Missouri	27	2	5	2	0	1	0	7	0	3	0	1	0	0	1	10	21	4	4	.307
Drake	29	6	8	6	2	0	0	5	0	2	0	0	1	0	0	4	21	2	2	.274
Southeast Missouri	31	6	10	6	1	0	2	1	0	0	0	0	0	0	0	8	21	4	1	.308
Arkansas	27	1	7	1	0	0	0	5	0	0	0	1	0	0	1	2	21	7	1	.272
Southeast Missouri	29	5	7	5	2	0	2	1	0	2	1	0	0	0	0	7	18	6	2	.303
Drake	23	7	7	6	0	0	0	8	0	2	1	0	2	0	0	4	21	5	2	.275
Southeast Missouri	24	5	3	5	1	0	1	1	0	2	0	0	0	0	0	2	21	6	3	.292
IUPUI	27	3	6	2	0	0	0	3	0	2	0	0	0	1	0	3	18	4	3	.271
Southeast Missouri																				
UL-Monroe																				
Southeast Missouri																				
Central Arkansas																				
Southeast Missouri																				
Missouri State																				
Southeast Missouri																				
Coppin State																				
Southeast Missouri																				
Loyola-Chicago																				
Southeast Missouri																				
Loyola-Chicago																				
Southeast Missouri																				
UMKC																				
Southeast Missouri																				
Kansas																				
Southeast Missouri																				
UMKC																				
Southeast Missouri																				
Kansas																				
Southeast Missouri																				
Maine																				
Southeast Missouri																				
Missouri State																				
Southeast Missouri																				
Northern Illinois																				
Southeast Missouri																				
Omaha																				
Southeast Missouri																				
Detroit-Mercy																				

YOUR REDHAWKS

GAME-BY-GAME HITTING

Southeast Missouri

Omaha

Southeast Missouri

Southern Illinois

Southeast Missouri

Tennessee State

Southeast Missouri

Tennessee State

Southeast Missouri

Belmont

Southeast Missouri

Belmont

Southeast Missouri

Morehead State

Southeast Missouri

Morehead State

Southeast Missouri

Eastern Kentucky

Southeast Missouri

Eastern Kentucky

Southeast Missouri

SIU Edwardsville

Southeast Missouri

SIU Edwardsville

Southeast Missouri

UT Martin

Southeast Missouri

UT Martin

Southeast Missouri

Austin Peay

Southeast Missouri

Austin Peay

Southeast Missouri

Murray State

Southeast Missouri

Murray State

Southeast Missouri

Eastern Illinois

Southeast Missouri

Eastern Illinois

Southeast Missouri

Missouri

Southeast Missouri

Missouri

Southeast Missouri

Tennessee Tech

Southeast Missouri

Tennessee Tech

Southeast Missouri

Jacksonville State

Southeast Missouri

Jacksonville State

YOUR REDHAWKS

GAME-BY-GAME PITCHING

Opponent	IP	H	R	ER	BB	SO	2B	3B	HR	WP	BK	HBP	DP	IBB	Score	W-L	SV	ERA
Southeast Missouri	7.0	7	3	3	6	5	1	0	1	0	0	1	0	0	7-3	1-0	0	3.86
South Dakota State	7.0	12	7	7	4	1	1	1	0	1	0	0	0	0	3-7	0-1	0	9.00
Southeast Missouri	7.0	5	1	1	3	5	0	0	0	1	0	1	0	0	5-1	2-0	0	2.57
Northern Iowa	7.0	8	5	5	3	2	3	1	0	1	0	1	0	0	1-5	0-2	0	7.71
Southeast Missouri	5.0	4	0	0	1	4	1	0	0	0	0	0	1	0	16-0	3-0	0	1.89
Northern Iowa	5.0	13	16	8	9	2	0	1	2	1	0	1	0	0	0-16	0-3	0	9.47
Southeast Missouri	7.0	6	5	5	6	4	0	0	2	2	0	1	1	0	7-5	4-0	1	3.12
Toledo	6.0	12	7	7	3	6	2	2	0	1	0	0	0	0	5-7	0-4	0	9.72
Southeast Missouri	7.0	9	6	6	4	9	0	1	0	0	0	0	0	0	1-6	4-1	1	4.09
Drake	7.0	4	1	1	1	13	1	0	1	1	0	1	0	0	6-1	1-4	0	7.88
Southeast Missouri	4.1	9	8	6	2	0	4	0	1	0	0	0	0	0	0-8	4-2	1	5.06
Wichita State	5.0	1	0	0	1	2	0	0	0	0	0	0	1	0	8-0	2-4	0	6.81
Southeast Missouri	5.0	4	2	2	2	7	0	0	1	0	0	0	0	0	10-2	5-2	1	4.89
Abilene Christian	4.1	14	10	10	2	1	0	1	4	0	1	0	0	0	2-10	2-5	0	8.27
Southeast Missouri	4.2	13	11	9	5	8	4	0	0	1	0	1	0	0	3-11	5-3	1	6.13
Louisiana Tech	5.0	5	3	0	1	7	3	0	0	0	0	1	0	0	11-3	3-5	0	7.38
Southeast Missouri	6.0	2	0	0	3	9	0	0	0	1	0	0	1	0	8-0	6-3	1	5.43
Fairleigh Dickinson	6.0	10	8	8	5	3	0	1	2	0	0	0	0	0	0-8	3-6	0	7.91
Southeast Missouri	7.0	4	0	0	1	9	0	0	0	0	0	0	0	0	7-0	7-3	1	4.80
Mississippi Valley State	6.0	8	7	3	3	1	1	1	1	0	0	0	0	0	0-7	3-7	0	7.56
Southeast Missouri	6.0	10	7	3	3	4	1	0	2	0	0	0	0	0	1-7	7-4	1	3.71
Arkansas	7.0	4	1	0	0	13	0	0	0	1	0	0	0	0	7-1	4-7	0	5.25
Southeast Missouri	7.0	8	6	3	5	4	2	0	0	0	0	0	0	0	2-6	7-5	1	3.64
Drake	7.0	5	2	2	7	10	0	1	0	1	0	1	1	0	6-2	5-7	0	4.94
Southeast Missouri	7.0	7	1	1	5	2	0	0	0	1	0	1	1	0	6-1	8-5	2	3.41
Arkansas	7.0	10	6	5	1	8	1	0	2	0	0	0	0	0	1-6	5-8	0	4.94
Southeast Missouri	6.0	7	7	3	8	4	0	0	0	0	0	0	0	0	5-7	8-6	2	3.42
Drake	7.0	7	5	5	1	7	2	0	2	0	0	0	0	0	7-5	6-8	1	4.95
Southeast Missouri	7.0	6	3	1	3	3	0	0	0	1	0	0	1	0	5-3	9-6	2	3.24
IUPUI	6.0	3	5	1	1	2	1	0	1	0	0	0	1	0	3-5	6-9	1	4.70
Southeast Missouri																		
UL-Monroe																		
Southeast Missouri																		
Central Arkansas																		
Southeast Missouri																		
Missouri State																		
Southeast Missouri																		
Coppin State																		
Southeast Missouri																		
Loyola-Chicago																		
Southeast Missouri																		
Loyola-Chicago																		
Southeast Missouri																		
UMKC																		
Southeast Missouri																		
Kansas																		
Southeast Missouri																		
UMKC																		
Southeast Missouri																		
Kansas																		
Southeast Missouri																		
Maine																		
Southeast Missouri																		
Missouri State																		
Southeast Missouri																		
Northern Illinois																		
Southeast Missouri																		
Omaha																		
Southeast Missouri																		
Detroit-Mercy																		

YOUR REDHAWKS

GAME-BY-GAME PITCHING

Southeast Missouri

Omaha

Southeast Missouri

Southern Illinois

Southeast Missouri

Tennessee State

Southeast Missouri

Belmont

Southeast Missouri

Belmont

Southeast Missouri

Morehead State

Southeast Missouri

Morehead State

Southeast Missouri

Eastern Kentucky

Southeast Missouri

Eastern Kentucky

Southeast Missouri

SIU Edwardsville

Southeast Missouri

SIU Edwardsville

Southeast Missouri

UT Martin

Southeast Missouri

UT Martin

Southeast Missouri

Austin Peay

Southeast Missouri

Austin Peay

Southeast Missouri

Murray State

Southeast Missouri

Murray State

Southeast Missouri

Eastern Illinois

Southeast Missouri

Eastern Illinois

Southeast Missouri

Missouri

Southeast Missouri

Missouri

Southeast Missouri

Tennessee Tech

Southeast Missouri

Tennessee Tech

Southeast Missouri

Jacksonville State

Southeast Missouri

Jacksonville State

YOUR REDHAWKS

GAME-BY-GAME LINEUPS

Opponent	P	C	1B	2B	3B	SS	LF	CF	RF	DP
South Dakota State	Thogmartin	Donald	Ellis	Bandy	Barnouski	Messex	Gallo	R. Anderson	Arellanes	Rheinecker
Northern Iowa	Estes	Emert	Ellis	Bandy	Barnouski	Messex	Gallo	R. Anderson	Arellanes	Harris
Northern Iowa	Thogmartin	Donald	Ellis	Bandy	Barnouski	Messex	Gallo	R. Anderson	Arellanes	Rheinecker
Toledo	Estes	Pena	Ellis	Bandy	Barnouski	Messex	Gallo	R. Anderson	Arellanes	K. Anderson
Drake	Thogmartin	Pena	Ellis	Bandy	Barnouski	Messex	Gallo	R. Anderson	Arellanes	Rheinecker
Wichita State	Estes	Donald	Ellis	Bandy	Barnouski	Messex	Gallo	R. Anderson	Arellanes	Rheinecker
Abilene Christian	Thogmartin	Emert	Ellis	Bandy	Barnouski	Messex	Gallo	R. Anderson	Arellanes	K. Anderson
Louisiana Tech	Rook	Donald	Ellis	Bandy	Barnouski	Messex	Gallo	R. Anderson	Arellanes	Conway
Fairleigh Dickinson	Estes	Emert	Ellis	Bandy	Barnouski	Messex	Gallo	R. Anderson	Arellanes	Harris
Mississippi Valley State	Thogmartin	Donald	Ellis	Bandy	Barnouski	Messex	Gallo	R. Anderson	Arellanes	Rheinecker
Arkansas	Rook	Donald	Ellis	Bandy	Barnouski	Messex	Gallo	R. Anderson	Arellanes	Rheinecker
Drake	Thogmartin	Donald	Ellis	Bandy	Barnouski	Messex	Gallo	R. Anderson	Arellanes	K. Anderson
Arkansas	Rook	Donald	Ellis	Bandy	Barnouski	Messex	Gallo	R. Anderson	Arellanes	K. Anderson
Drake	Estes	Donald	Ellis	Bandy	Barnouski	Messex	Gallo	R. Anderson	Arellanes	K. Anderson
IUPUI	Thogmartin	Emert	Ellis	Harris	Barnouski	Messex	Gallo	R. Anderson	Arellanes	Rheinecker
UL-Monroe										
Central Arkansas										
Missouri State										
Coppin State										
Loyola-Chicago										
Loyola-Chicago										
UMKC										
Kansas										
UMKC										
Kansas										
Maine										
Missouri State										
Northern Illinois										
Omaha										
Detroit-Mercy										
Omaha										
Southern Illinois										
Tennessee State										
Tennessee State										
Belmont										
Belmont										
Morehead State										
Morehead State										
Eastern Kentucky										
Eastern Kentucky										
SIU Edwardsville										
SIU Edwardsville										
UT Martin										
UT Martin										
Austin Peay										
Austin Peay										
Murray State										
Murray State										
Eastern Illinois										
Eastern Illinois										
Missouri										
Missouri										
Tennessee Tech										
Tennessee Tech										
Jacksonville State										
Jacksonville State										

YOUR REDHAWKS

2019 STATISTICS

HITTING GAME HIGHS

At bats:	32	vs South Dakota State (02-08-19)
Runs scored:	16	at UNI (02-09-19)
Hits:	14	vs Abilene Christian (02-15-19)
RBIs:	13	at UNI (02-09-19)
Doubles:	3	(2 games)
Triples:	2	vs Toledo (02-09-19)
Home runs:	4	vs Abilene Christian (02-15-19)
Total bases:	28	vs Abilene Christian (02-15-19)
Walks:	9	at UNI (02-09-19)
Strikeouts:	13	(2 games)
Sac hits:	1	(2 games)
Stolen bases:	4	vs Miss Valley State (02-17-19)
Hit by pitch:	1	(5 games)
Caught stealing:	1	(4 games)
Runners LOB:	12	vs Drake (02-22-19)
Hit into DP:	1	(3 games)

FIELDING GAME HIGHS

Putouts:	21	(8 games)
Assists:	7	vs Toledo (02-09-19)
Errors:	4	vs Drake (02-22-19)
Passed balls:	1	(2 games)
DPs turned:	1	(5 games)

PITCHING GAME HIGHS

Innings pitched:	7.0	(8 games)
Runs allowed:	11	at Louisiana Tech (02-16-19)
Earned runs:	9	at Louisiana Tech (02-16-19)
Walks allowed:	8	vs Drake (02-23-19)
Strikeouts:	9	(3 games)
Hits allowed:	13	at Louisiana Tech (02-16-19)
Doubles allowed:	4	(2 games)
Triples allowed:	1	vs Drake (02-10-19)
Homers allowed:	2	(2 games)
Wild pitches:	2	vs Toledo (02-09-19)
Hit batters:	1	(5 games)

INDIVIDUAL HITTING GAME HIGHS

At bats:	5	ANDERSON, Rachel at UNI (02-09-19)
Runs scored:	3	(5 games)
Hits:	3	(6 games)
RBIs:	4	(3 games)
Doubles:	1	(15 games)
Triples:	1	(9 games)
Home runs:	1	(15 games)
Total bases:	8	(2 games)
Walks:	3	ARELLANES, Mykaela at UNI (02-09-19)
Strikeouts:	3	(2 games)
Sac hits:	1	(2 games)
Stolen bases:	1	(24 games)
Hit by pitch:	1	(5 games)
Caught stealing:	1	(4 games)
Runners LOB:	4	MESSEX, Sarah at UNI (02-09-19)

INDIVIDUAL FIELDING GAME HIGHS

Putouts:	10	(2 games)
Assists:	3	(2 games)
Errors:	3	BARNOUSKI, Addison at UNI (02-08-19)
Passed balls:	1	(2 games)

INDIVIDUAL PITCHING GAME HIGHS

Innings pitched:	7.0	THOGMARTIN, Haley vs IUPUI (02-23-19)
Runs allowed:	7	ANDERSON, Kaylee at Louisiana Tech (02-16-19)
Earned runs:	6	THOGMARTIN, Haley vs Drake (02-10-19)
Walks allowed:	4	(2 games)
Strikeouts:	7	(2 games)
Hits allowed:	8	(2 games)
Doubles allowed:	2	(4 games)
Triples allowed:	1	THOGMARTIN, Haley vs Drake (02-10-19)
Homers allowed:	2	(2 games)
Wild pitches:	2	ROOK, Rachel vs Toledo (02-09-19)
Hit batters:	1	(5 games)

SOUTHEAST MISSOURI'S RECORD

Overall:	9-6
At Home:	0-0
On the Road:	3-2
At Neutral Sites:	6-4
Against Non-OVC Opponents:	9-6
Against OVC Opponents:	0-0
In Home OVC Games:	0-0
In Away OVC Games:	0-0
vs. Ranked Teams:	1-1
In February:	9-6
In March:	0-0
In April:	0-0
In May:	0-0
On Mondays:	0-0
On Tuesdays:	0-0
On Wednesdays:	0-0
On Thursdays:	0-1
On Fridays:	4-2
On Saturdays:	4-2
On Sundays:	1-1
In Day Games:	6-6
In Night Games:	3-0
In Extra Inning Games:	0-0
When Redhawks Score First:	5-1
When Opponents Score First:	4-5
vs. Left-Handed Starter:	2-2
vs. Right-Handed Starter:	7-4
In 1-Run Games:	0-0
In 2-Run Games:	2-1
In 5+ Run Games:	5-4
Shutouts:	3-1
When Leading After Six Innings:	6-0
When Trailing After Six Innings:	0-4
When Tied After Six Innings:	0-0
When Redhawks Starter Goes 6 or more Innings:	1-0
When Redhawks Get 10 or more Hits:	6-0
When Redhawks Outhit Opponents:	8-0
When Redhawks Get Outhit:	1-5
When Hits are Tied:	0-1
When Scoring 0-2 Runs:	0-4
When Scoring 3-5 Runs:	2-2
When Scoring 6-9 Runs:	5-0
When Scoring 10+ Runs:	2-0
When Opponents Score 0-2 Runs:	6-0
When Opponents Score 3-5 Runs:	3-0
When Opponents Score 6-9 Runs:	0-5
When Opponents Score 10+ Runs:	0-1
Without Hitting a Home Run:	3-4
When Hitting 1 Home Run:	2-1
When Hitting 2+ Home Runs:	4-1
Committing 0 Errors:	2-1
Committing 1 Error:	5-0
Committing 2+ Errors:	2-5