

YOUR REDHAWKS

2019 SOUTHEAST MISSOURI SOFTBALL

GAMES
11-15



RAZORBACK INVITATIONAL

Dates.....Thursday-Saturday, February 21-24, 2019
Location.....Fayetteville, Ark.
Facility.....Bogle Park (1,200)
Participating Teams.....Southeast Missouri (7-3),
#12 Arkansas (8-1), Drake (5-4),
SIU Edwardsville (4-1), IUPUI (2-8)

Series Records.....vs. Arkansas (1-5), Drake (0-3),
IUPUI (8-3)
Live Stats.....ArkansasRazorbacks.com
Video.....SECN+ (Thursday only)
Head Coach.....Mark Redburn (264-337 overall;
98-110 at SEMO; 45-50 OVC)

Strategic Communications
Jeff Honza
Assistant Director of Athletics
Phone: (573) 651-2933
Email: redhawk1@me.com

Tournament Schedule

Thursday.....at Arkansas, 5 p.m., CT
Friday.....vs. Drake, 12:15 p.m., CT
at Arkansas, 4:45 p.m., CT
Saturday.....vs. Drake, 10 a.m., CT
vs. IUPUI, 12:15 p.m., CT

GOSOUTHEAST.COM

#LETSSOAR

2019 SCHEDULE/RESULTS

February (7-3)

8	vs. South Dakota State !	W, 7-3
8	at Northern Iowa !	W, 5-1
9	at Northern Iowa !	W, 16-0 (5)
9	vs. Toledo !	W, 7-5
10	vs. Drake !	L, 1-6
15	vs. Wichita State @	L, 0-8 (5)
15	vs. Abilene Christian @	W, 10-2 (5)
16	at Louisiana Tech @	L, 3-11 (5)
16	vs. Fairleigh Dickinson @	W, 8-0 (6)
17	vs. Mississippi Valley State @	W, 7-0
21	at #12 Arkansas # SEC NETWORK+	5 p.m.
22	vs. Drake #	12:15 p.m.
22	at #12 Arkansas #	4:45 p.m.
23	vs. Drake #	10 a.m.
23	vs. IUPUI #	12:15 p.m.

March (0-0, 0-0 OVC)

1	vs. UL-Monroe \$	11:15 a.m.
1	at Central Arkansas \$	3:45 p.m.
2	vs. Missouri State \$	11:15 a.m.
3	vs. Coppin State \$	9 a.m.
5	Loyola-Chicago (DH) ESPN+	2 p.m.
8	vs. UMKC %	1:30 p.m.
8	at Kansas %	4 p.m.
9	vs. UMKC %	11 a.m.
9	at Kansas %	6:30 p.m.
10	vs. Maine %	9 a.m.
14	Missouri State ESPN+	1 p.m.
16	vs. Northern Illinois &	Noon
16	vs. Omaha &	6:30 p.m.
17	vs. Detroit-Mercy &	Noon
17	vs. Omaha &	2 p.m.
20	Southern Illinois ESPN+	3 p.m.
23	at Tennessee State* (DH)	1 p.m.
24	at Belmont* (DH)	1 p.m.
29	Morehead State* (DH) ESPN+	1 p.m.
31	Eastern Kentucky* (DH) ESPN+	1 p.m.

April (0-0, 0-0 OVC)

6	at SIU Edwardsville* (DH)	1 p.m.
9	at UT Martin* (DH)	4 p.m.
12	Austin Peay* (DH) ESPN+	2 p.m.
14	Murray State* (DH) ESPN+	1 p.m.
19	Eastern Illinois* (DH)	2 p.m.
23	at Missouri (DH)	4 p.m.
26	at Tennessee Tech* (DH)	4 p.m.
28	at Jacksonville State* (DH)	1 p.m.

May (0-0)

8-11	OVC Tournament	Oxford, Ala.
------	----------------	--------------

! - UNI Dome Classic (Cedar Falls, Iowa); @ - Louisiana Tech Invitational (Ruston, La.); # - Razorback Invitational (Fayetteville, Ark.); UCA Classic (Conway, Ark.); % - Jayhawk Classic (Lawrence, Kan.); & - Billiken Spring Tournament (St. Louis, Mo.)
• - Denotes Ohio Valley Conference Game
Home Games in **Bold**
All Times Central and Subject to Change

Redhawks Continue Tournament Play

Southeast Missouri (7-3) plays five games at the Razorback Invitational in Fayetteville, Arkansas this week. The Redhawks face host Arkansas (8-1) Thursday, Drake (5-4) and Arkansas Friday, and Drake and IUPUI (2-8) Saturday.

Follow the Redhawks

Live stats for Razorback Invitational will be available online at Arkansas Razorbacks.com. Video for the Redhawks game against Arkansas on Feb. 21 will be available at SEC Network+. Twitter updates available @SEMOsoftball.

Tournament Field

Southeast Missouri (7-3), #12 Arkansas (8-1), Drake (5-4), SIU Edwardsville (4-1) and IUPUI (2-8) make up this year's Razorback Invitational field. Arkansas and Drake are both NCAA Tournament teams from a year ago. The Razorbacks made it to the Super Regionals where they dropped two games to #4 Oklahoma in 2018.

Against the Field

The Redhawks are a combined 9-11 against the teams they face at the Razorback Invitational. Southeast Missouri is 1-5 all-time vs. Arkansas, 0-3 vs. Drake and 8-3 against IUPUI.

Strong Start

Southeast Missouri's seven wins are most in the Ohio Valley Conference through the first two weeks of the 2019 softball season. The Redhawks are 7-3

overall and stand tied with UT Martin (7-3). SEMO began the season with a second-place finish at the UNI Dome Classic in Cedar Falls, Iowa (Feb. 8-10). The Redhawks started the year at 4-0 for the first time since 1996. It was the best start under head coach Mark Redburn.

100 Wins in Sight

Fifth-year head coach Mark Redburn is just two wins away from reaching 100 at Southeast Missouri. Redburn holds a 98-110 record since taking over as the Redhawks head coach in 2015. He led SEMO to 33 wins in 2018, its most in a season in 20 years.

Record in Reach

Junior center fielder Rachel Anderson needs two more triples to break Southeast Missouri's all-time career record. Anderson enters the week with 17 triples and has led the team in that category every season she's played. Kathy Rediger presently holds the record with 18 triples from 1981-84.

Thogmartin Earns OVC Pitcher of the Week

Senior Haley Thogmartin was named Ohio Valley Conference Co-Pitcher of the Week on Feb. 18. Thogmartin put together a 2-0 record with a 1.38 ERA in three appearances and two

THIS IS SEMO

Southeast Missouri or **SEMO** is the preferred reference for Southeast Missouri State University athletic teams. Southeastern Missouri State is not an acceptable reference.



YOUR REDHAWKS

2019 SOFTBALL NOTES / RAZORBACK INVITATIONAL

starts at the Louisiana Tech Invitational (Feb. 15-17). She combined on two shutouts and recorded 20 strikeouts to just three walks in 13 innings. Thogmartin struck out seven and allowed only one hit in three innings vs. Fairleigh Dickinson (Feb. 16) and beat Mississippi Valley State (Feb. 17) after striking out six, walking one and scattering three hits in five innings. She is SEMO's first OVC Pitcher of the Week honoree in nine years. Whitney Dupuis was the last to win the award on Feb. 15, 2010.

All-Tournament Accolades

Center fielder Rachel Anderson, first baseman Ashley Ellis and pitcher Haley Thogmartin were among 15 players named to the Louisiana Tech Invitational All-Tournament Team. Anderson hit .467 with three runs scored, seven hits, two doubles, a triple, one home run and five RBI for the tournament. Ellis followed with a .417 batting averaged, scored two runs, collected five hits, had a double, hit two home runs and finished with eight RBI. Thogmartin was 2-0 with a 1.38 ERA and 20 strikeouts in 13 innings of work.

Two-Out Hits

Southeast Missouri currently has 30 hits and 25 runs scored with two outs this season. The Redhawks are averaging three hits and 2.5 runs in two-out situations per game. SEMO boasts a .341 batting average (30-of-88) with two outs as a team. Meanwhile, its opponents only have 12 hits and eight runs scored with two outs this year.

Home Run Train

Seven different Redhawks have homered through 10 games this season. Ashley Ellis leads the team with four round-trippers, while Rachel Anderson, Addison Barnouski, Mykaela Arellanes, Claudia Gallo, Parker Bandy and Anna Griffin follow with one apiece. Southeast Missouri's 10 home runs rank third in the Ohio Valley Conference behind Jacksonville State (15) and Eastern Kentucky (13).

Starting Streaks

Two Redhawks have never missed a start in their careers. Senior shortstop Sarah Messex has started 162 consecutive games and junior center fielder Rachel Anderson has made 113 straight starts.

More with 100 Starts

In addition to Sarah Messex and Rachel Anderson, junior first baseman Ashley Ellis, senior second baseman Parker Bandy and senior right fielder Mykaela Arellanes have started over 100 games at Southeast Missouri. Ellis logged a total of 110 starts, Bandy started 109 contests and Arellanes has started 102.

Experienced Infield

First baseman Ashley Ellis (110), second baseman Parker Bandy (109), shortstop Sarah Messex (162) and third baseman Addison Barnouski (83) have combined for 464 career starts on Southeast Missouri's infield. Barnouski (.417) and Ellis (.444) are hitting over .415 this season.

Three Shutouts

Southeast Missouri has four shutouts so far this season. The Redhawks blanked Northern Iowa, 16-0, on Feb. 9, Fairleigh Dickinson, 8-0, on Feb. 16 and Mississippi Valley State, 7-0, on Feb. 17. SEMO posted six shutout victories a year ago.

10 or More Hits

The Redhawks registered 10 or more hits in five games this season with a season-high 14 vs. Abilene Christian (Feb. 15). Southeast Missouri outhit its opponent in seven of 10 games and is undefeated at 7-0 in those contests. SEMO's total of 87 hits lead the Ohio Valley Conference.

Getting it Done

Five of Southeast Missouri's starters are hitting .321 or better through 10 games this season. Rachel Anderson leads the team and the Ohio Valley Conference with a .515 batting average. Ashley Ellis (.444), Addison Barnouski (.417), Mykaela Arellanes (.345) and Claudia Gallo (.321) are the others. As a team, SEMO tops the OVC with a .333 batting average.

2019 OVC STANDINGS

School	Conference				Overall			
	W	L	I	Pct.	W	L	I	Pct.
Belmont	0	0	0	.000	4	1	0	.800
SIU Edwardsville	0	0	0	.000	4	1	0	.800
Southeast Missouri	0	0	0	.000	7	3	0	.700
UT Martin	0	0	0	.000	7	3	0	.700
Jacksonville State	0	0	0	.000	6	3	0	.667
Austin Peay	0	0	0	.000	5	5	0	.500
Murray State	0	0	0	.000	4	6	0	.400
Eastern Kentucky	0	0	0	.000	3	5	0	.375
Tennessee Tech	0	0	0	.000	3	5	0	.375
Eastern Illinois	0	0	0	.000	3	6	0	.333
Tennessee State	0	0	0	.000	1	4	0	.200
Morehead State	0	0	0	.000	0	9	0	.000

THIS WEEK'S SCHEDULE

Wednesday, February 20

Jacksonville State at Georgia Tech, 4 p.m.

Thursday, February 21

Southeast Missouri at Arkansas, 5 p.m.

Friday, February 22

Eastern Illinois vs. North Dakota State, 9 a.m.

Murray State vs. Georgia Southern, 9 a.m.

Belmont vs. Bryant, 9:30 a.m.

Tennessee Tech vs. Towson, 11 a.m.

Morehead State vs. St. Bonaventure, 11:15 a.m.

Eastern Illinois vs. Troy, 11:30 a.m.

Belmont vs. UMass, 12 p.m.

Southeast Missouri vs. Drake, 12:15 p.m.

Tennessee Tech vs. Stony Brooke, 1 p.m.

Eastern Kentucky vs. Evansville, 1:30 p.m.

Morehead State at Hampton, 1:30 p.m.

SIUE vs. IUPUI, 2:30 p.m.

Eastern Kentucky vs. Ohio, 3 p.m.

Murray State at NC State, 4:30 p.m.

Southeast Missouri at Arkansas, 4:45 p.m.

Austin Peay at McNeese State, 6 p.m.

SIUE at Arkansas, 7 p.m.

Saturday, February 23

Eastern Illinois vs. Troy, 9 a.m.

Morehead State vs. Central Connecticut, 9 a.m.

Murray State vs. UMBC, 9 a.m.

Eastern Kentucky vs. Southern Illinois, 10 a.m.

Southeast Missouri vs. Drake, 10 a.m.

Tennessee Tech vs. Stony Brooke, 11 a.m.

Austin Peay at McNeese State (2), 12 p.m.

Western Illinois at UT Martin (2), 12 p.m.

Southeast Missouri vs. IUPUI, 12:15 p.m.

Southern Miss at Jacksonville State, 1 p.m.

Morehead State at Norfolk State, 1:30 p.m.

Eastern Illinois at Auburn, 2 p.m.

Murray State at NC State, 2 p.m.

Belmont at Georgia, 2:30 p.m.

Eastern Kentucky at Chattanooga, 3 p.m.

Tennessee Tech at Furman, 4 p.m.

SIUE at Arkansas, 4:45 p.m.

Belmont vs. Bryant, 5 p.m.

Tennessee State vs. Virginia, 6 p.m.

SIUE vs. IUPUI, 7 p.m.

Sunday, February 24

Morehead State vs. Mount St. Mary's (Md.), 8 a.m.

Eastern Illinois vs. Villanova, 9 a.m.

Murray State vs. Georgia Southern, 9 a.m.

SIUE vs. Drake, 10 a.m.

Eastern Kentucky vs. Western Michigan, 11:30 a.m.

Western Illinois at UT Martin, 12 p.m.

Tennessee Tech at Furman, 4 p.m.

Tennessee State vs. Louisville, 1 p.m.

Belmont at Georgia, 12 p.m.

Southern Miss at Jacksonville State, 1 p.m.

Austin Peay at Lamar, 2 p.m.

Tennessee State at Tennessee, 6 p.m.

YOUR REDHAWKS

2019 SOFTBALL NOTES / RAZORBACK INVITATIONAL

We Meet Again

Southeast Missouri and Missouri Valley Conference preseason-favorite Drake meet again at the Razorback Invitational this week. The Redhawks and Bulldogs will play twice in Fayetteville, Arkansas. SEMO and Drake last met on the final day of the UNI Dome Classic (Feb. 10). The Bulldogs handed the Redhawks their first loss of the season. SEMO freshman catcher Chelsy Pena and Drake senior third baseman Taryn Pena are sisters. The two were in the starting lineup for their respective teams in Cedar Falls, Iowa. Taryn was a First-Team All-MVC selection for the Bulldogs last season.

Redburn vs. Ranked Teams

#12 Arkansas is the first ranked team Southeast Missouri faces this season. The Redhawks are 0-7 all-time against ranked foes under head coach Mark Redburn. The Razorbacks are one of two SEC schools on SEMO's schedule this season along with Missouri (Apr. 23).

National Leader

Southeast Missouri leads the nation with eight triples this season. Rachel Anderson tops all of NCAA Division I with three triples. Anderson also ranks among the top 10 national leaders in hits (5th, 17) and triples per game (8th, 0.3).

Tournament Play

The Razorback Invitational is the third of six tournaments Southeast Missouri will play in during its non-conference slate. The Redhawks will also compete at the Central Arkansas Classic (Mar. 1-3), Kansas Jayhawk Classic (Mar. 8-10) and Saint Louis Billiken Spring Tournament (Mar. 16-17). SEMO is presently 7-3 in tournament play.

View From the Top

Southeast Missouri leads the Ohio Valley Conference in several categories through two weeks of the 2019 softball season. The Redhawks are first in batting average (.333), slugging percentage (.552), hits (87), triples (8) and total bases (144). Individually, Rachel Anderson is first in triples (3), Sarah Messex is first in walks (9) and Haley Thogmartin is tied for first in wins (4).

Seven with 10

A total of seven players have started all 10 games for the Redhawks this season. Rachel Anderson (CF), Ashley Ellis (1B), Addison Barnouski (3B), Mykaela Arellanes (RF), Claudia Gallo (LF), Parker Bandy (2B) and Sarah Messex (SS) form that group.

Arellanes Clears 100 Hits

Starting right fielder Mykaela Arellanes went over 100 career hits with her 2-for-3 effort vs. Toledo (Feb. 9). Arellanes now has 107 hits in 102 starts as a Redhawk. She is the second active Southeast Missouri player with over 100 career hits behind teammate Rachel Anderson (136). Shortstop Sarah Messex is next closest to that mark with 97 career hits.

Pieces in Place

Southeast Missouri returns eight starters, two starting pitchers and its top relief pitcher in 2019. Two-time First-Team All-Ohio Valley Conference and Second-Team NFCA All-Region selection Rachel Anderson headlines the group after leading the team in batting average (.373), slugging percentage (.547), on-base percentage (.469), runs (36), hits (56), triples (6), doubles (11), total bases (82), walks (25), stolen bases (15), total plate appearances (184), at-bats (150) and games played (53) a year ago. Second-Team All-OVC performer Sarah Messex is back at shortstop after leading SEMO with eight home runs in 2018. Both Anderson and Messex have never missed a start in their careers. Ashley Ellis (1B), Parker Bandy (2B), Mykaela Arellanes (RF), Brooke Rheinecker (LF) and Claudia Gallo (LF) are the rest of the returning starters. Rheinecker and Gallo split time as SEMO's starting left fielders last season.

In the Circle

Senior Haley Thogmartin takes over as Southeast Missouri's top pitcher in the circle this year. Thogmartin made a team-high 30 appearances and started 17 games last season. She led the team with a 2.04 ERA, threw four complete games, recorded a pair of shutouts and put together a 12-7 record. Thogmartin ranked second on the team with 78 strikeouts in 113 innings. She finished with a

6-2 record and 1.88 ERA in 11 appearances and 10 starts in Ohio Valley Conference play. Fellow starting pitcher Alexis Estes and SEMO's top relief pitcher, Rachel Rook, also return. Estes fashioned a 3-1 record with 19 strikeouts in 34.1 innings over 19 appearances and six starts. Meanwhile, Rook put together a 5-5 record and went 5-1 in OVC games as a freshman. She ranked second on the team in ERA and strikeouts (54), and third in wins. Rook led the OVC in games finished (20) and relief appearances (23). In addition, she ranked 25th in the nation with her team-high four saves.

Roster Breakdown

Southeast Missouri's 2019 roster consists of 23 players, including five seniors, nine juniors, four sophomores and five freshmen. Sarah Messex, Mykaela Arellanes, Parker Bandy, Haley Thogmartin and Mackenzie Long are the seniors. The Redhawks also bring back eight of their top nine hitters from a year ago.

Redhawks Fifth in OVC Preseason Poll

The Redhawks were picked fifth in the 2019 Ohio Valley Conference Preseason Poll as voted on by the league's head coaches and sports information directors. Southeast Missouri accumulated 160 points in the voting. Eastern Kentucky is this year's preseason-favorite after securing 10 first-place votes and 230 points. Jacksonville State (226 pts.), Austin Peay (204 pts.) and SIU Edwardsville (167 pts.) were also picked ahead of SEMO. Eastern Illinois (143 pts.), UT Martin (121 pts.), Belmont (99 pts.), Murray State (85 pts.), Morehead State (63 pts.), Tennessee Tech (61 pts.) and Tennessee State (23 pts.) completed the poll. The Redhawks finished fourth in the OVC with a 15-7 record last season.

YOUR REDHAWKS

2019 ROSTER

NUMERICAL

No.	Name	Pos.	Ht.	B/T	Cl.	Hometown (High School/College)
1	Payton Pierce	INF	5-6	R/R	Fr.	Metropolis, Ill. (Massac County)
2	Rachel Anderson	OF	5-3	L/R	Jr.	Edwardsville, Ill. (Edwardsville)
3	Sarah Messex	INF	5-4	R/R	Sr.	Sullivan, Mo. (Sullivan)
4	Claudia Gallo	OF	5-6	R/R	Jr.	Arnold, Mo. (Fox)
5	Alexis Estes	P	5-9	R/R	Jr.	Lane, Ill. (Clinton/Lincoln Land CC)
6	Marisa Davis	P	5-4	L/L	Fr.	Kansas City, Mo. (Lee's Summit North)
7	Mykaela Arellanes	OF	5-6	L/L	Sr.	Foristell, Mo. (Holt/Northern Illinois)
8	Parker Bandy	INF	5-7	L/R	Sr.	Springfield, Ill. (Glenwood/Illinois State)
9	Rachel Rook	P	5-11	R/R	So.	Republic, Mo. (Republic)
10	Ashley Emert	C/INF	5-10	R/R	So.	East Peoria, Ill. (East Peoria/Illinois State)
11	Danina Marton	INF	5-10	R/R	So.	Northridge, Calif. (Grover Cleveland)
12	Addison Barnouski	INF	5-9	R/R	Jr.	O'Fallon, Ill. (O'Fallon Township)
14	Kaylee Anderson	INF/P	5-7	R/R	So.	Warrenton, Mo. (Warrenton)
15	Haley Thogmartin	P	5-8	R/R	Sr.	St. Louis, Mo. (Kirkwood)
16	Randi Dae Conway	OF	5-7	B/R	Jr.	Morganfield, Ky. (Union County)
17	Brooke Rheinecker	OF	5-2	L/R	Jr.	St. Louis, Mo. (Lindbergh)
18	Mackenzie Long	INF	5-2	L/R	Sr.	Lee's Summit, Mo. (Lee's Summit West)
20	Leaha Wininger	INF	5-7	R/R	Fr.	Johnston City, Ill. (Johnston City)
21	Chelsy Pena	C	5-6	R/R	Fr.	Columbia, Ill. (Columbia)
22	Madison Harris	INF	5-6	R/R	Jr.	Imperial, Mo. (Windsor)
24	Rachael Donald	C	5-8	R/R	Jr.	Dupo, Ill. (Dupo)
26	Ashley Ellis	INF	5-8	R/R	Jr.	Arnold, Mo. (Fox)
27	Anna Griffin	INF	6-1	R/R	Fr.	Bentonville, Ark. (Bentonville West)

ALPHABETICAL

No.	Name	Pos.	Ht.	B/T	Cl.	Hometown (High School/College)
14	Kaylee Anderson	INF/P	5-7	R/R	So.	Warrenton, Mo. (Warrenton)
2	Rachel Anderson	OF	5-3	L/R	Jr.	Edwardsville, Ill. (Edwardsville)
7	Mykaela Arellanes	OF	5-6	L/L	Sr.	Foristell, Mo. (Holt/Northern Illinois)
8	Parker Bandy	INF	5-7	L/R	Sr.	Springfield, Ill. (Glenwood/Illinois State)
12	Addison Barnouski	INF	5-9	R/R	Jr.	O'Fallon, Ill. (O'Fallon Township)
16	Randi Dae Conway	OF	5-7	B/R	Jr.	Morganfield, Ky. (Union County)
6	Marisa Davis	P	5-4	L/L	Fr.	Kansas City, Mo. (Lee's Summit North)
24	Rachael Donald	C	5-8	R/R	Jr.	Dupo, Ill. (Dupo)
26	Ashley Ellis	INF	5-8	R/R	Jr.	Arnold, Mo. (Fox)
10	Ashley Emert	C/INF	5-10	R/R	So.	East Peoria, Ill. (East Peoria/Illinois State)
5	Alexis Estes	P	5-9	R/R	Jr.	Lane, Ill. (Clinton/Lincoln Land CC)
4	Claudia Gallo	OF	5-6	R/R	Jr.	Arnold, Mo. (Fox)
27	Anna Griffin	INF	6-1	R/R	Fr.	Bentonville, Ark. (Bentonville West)
22	Madison Harris	INF	5-6	R/R	Jr.	Imperial, Mo. (Windsor)
18	Mackenzie Long	INF	5-2	L/R	Sr.	Lee's Summit, Mo. (Lee's Summit West)
11	Danina Marton	INF	5-10	R/R	So.	Northridge, Calif. (Grover Cleveland)
3	Sarah Messex	INF	5-4	R/R	Sr.	Sullivan, Mo. (Sullivan)
21	Chelsy Pena	C	5-6	R/R	Fr.	Columbia, Ill. (Columbia)
1	Payton Pierce	INF	5-6	R/R	Fr.	Metropolis, Ill. (Massac County)
17	Brooke Rheinecker	OF	5-2	L/R	Jr.	St. Louis, Mo. (Lindbergh)
9	Rachel Rook	P	5-11	R/R	So.	Republic, Mo. (Republic)
15	Haley Thogmartin	P	5-8	R/R	Sr.	St. Louis, Mo. (Kirkwood)
20	Leaha Wininger	INF	5-7	R/R	Fr.	Johnston City, Ill. (Johnston City)

Head Coach: Mark Redburn (Fifth Year/Missouri-St. Louis, 1993)

Assistant Coaches: Kristen Jones (Fourth Year/Augusta State, 2012);

Bill Graham (First Year/Penn State Behrend College, 1994)

ROSTER BREAKDOWN

Total Squad Members.....	23
Seniors	5
Juniors	9
Sophomores.....	4
Freshmen.....	5

PRONUNCIATION GUIDE

Mykaela Arellanes	air-EE-ah-ness
Addison Barnouski	bar-NOW-ski
Brooke Rheinecker	RYE-neck-er

GEOGRAPHICAL BREAKDOWN

Arkansas.....	1
Anna Griffin	
California.....	1
Danina Marton	
Illinois.....	9
Rachel Anderson, Parker Bandy, Addison Barnouski, Rachael Donald, Ashley Emert, Alexis Estes, Chelsy Pena, Payton Pierce, Leaha Wininger	
Kentucky	1
Randi Dae Conway	
Missouri	11
Kaylee Anderson, Mykaela Arellanes, Marisa Davis, Ashley Ellis, Claudia Gallo, Madison Harris, Mackenzie Long, Sarah Messex, Brooke Rheinecker, Rachel Rook, Haley Thogmartin	

HONORS/AWARDS

OVC Pitcher of the Week

Haley Thogmartin, Feb. 18

YOUR REDHAWKS

HEAD COACH MARK REDBURN



► Head Coach
► Fifth Year
► Missouri-St. Louis, 1993



MARK REDBURN

THE 2019 SEASON MARKS THE FIFTH YEAR FOR SOUTHEAST MISSOURI HEAD COACH MARK REDBURN.

Mark Redburn has the Southeast Missouri softball program moving in the right direction entering his fifth year at the helm.

Redburn coaches the 43rd team in Southeast softball history in 2019.

Last season, the Redhawks took a giant step forward. SEMO went 33-20 overall and finished fourth in the Ohio Valley Conference with a 15-7 mark. The Redhawks claimed their 16th 30-win season in program history and locked down their first winning campaign in seven years. The 33 wins were SEMO's most since it won 38 games in 1998.

The Redhawks heated up to win 11 of their final 14 regular-season games and advanced to the eight-team OVC Tournament with their highest seed (#4) since 2009 (#2). SEMO made its 17th all-time trip to the league's

postseason tournament and second in four seasons with Redburn at the helm.

SEMO's 2018 club finished with a 74 RPI among the nation's 296 NCAA Division I softball teams, quite a jump from its 173 ranking in 2017. The Redhawks broke four of the school's single-season records and collected eight doubleheader sweeps along the way.

The Redhawks established new SEMO single-season records in walks (166), stolen bases (70), saves (7) and strikeouts looking (85). SEMO was also either second or third among the program's top teams in stolen base attempts (2nd, 87), batters struck out (2nd, 260), fielding percentage (2nd, .970), fewest errors (2nd, 43) and on-base percentage (3rd, .359).

Defensively, SEMO improved tremendously. After ranking eighth in the OVC in fielding percentage a year ago, the Redhawks were the league's second-best fielding team in 2018. SEMO had 43 errors and committed 16 less than it did in 2017. The Redhawks went error free in 25 games equating to 47 percent of their entire season.

The year before that SEMO finished the 2017 campaign among the school's top single-season leaders in slugging percentage (6th, .427), on-base

percentage (5th, .356), triples (4th, 21), home runs (9th, 31), total bases (9th, 567), stolen bases (2nd, 65), stolen base attempts (1st, 88), opponent batting average (7th, .282), strikeouts/7 innings (7th, 4.17), strikeouts (10th, 194), strikeouts allowed (3rd, 61) fewest doubles allowed (8th, 49), fielding percentage (8th, .960), fewest errors (7th, 59) and fewest stolen bases against (3rd, 38).

Redburn picked up his 200th career victory when SEMO beat Austin Peay, 7-4, on Apr. 30, 2016. His 2016 club ranked among the school's top-10 teams in doubles (6th, 69), stolen bases (3rd, 58), walks (8th, 138), home runs (6th, 35) and slugging percentage (6th, .412).

In his first season, Redburn led the Redhawks to an overall record of 19-27 and 12-12 in OVC play during the 2015 campaign. His 19 victories came after SEMO won no more than 15 games in each of the previous two seasons. Redburn's first club at Southeast also had 12 OVC wins, a +9 increase from the 2014 campaign. In addition, the Redhawks made the OVC Tournament, snapping a streak of three years where they missed the event.

Not only did Redburn earn his 100th career NCAA Division I win in his inaugural season with the Redhawks, but he coached three All-OVC selections and one NFCA All-Region honoree.

Statistically, SEMO finished among the top-five OVC teams in batting average (3rd), slugging percentage (5th), on-base percentage (5th) and hits (5th). The 2015 Redhawks also broke two single-season records with Kayla Fortner establishing new marks in home runs and

walks. SEMO tied the OVC single-game mark and set a single-game school record with six home runs, as well.

Academically, the Redhawks accumulated a 3.35 grade point average during the 2014-15 academic year as a total of nine players earned NFCA All-America Scholar-Athlete status for achieving a 3.5 or higher GPA.

Redburn coached a total of four first-team All-OVC selections, three second-team All-OVC picks, one OVC Freshman of the Year, three NFCA All-Region honorees and three OVC All-Newcomer selections in his first four years as SEMO's head coach.

The fourth head coach in Redhawk softball history, Redburn won 90 games in five years as head coach at the University of Evansville before accepting the job at Southeast on June 26, 2014.

In 2014, Redburn coached a UE team with five starters that were underclassmen, including four freshmen and one sophomore. The Purple Aces achieved their highest batting average since 2007. Additionally, UE had a freshman lead the team in stolen bases and home runs.

Despite a season that allowed 53 games, the 2013 team had its best season in Redburn's five years at UE. Entering the Missouri Valley Conference Tournament as the No. 7 seed, the Purple Aces beat the No. 6, No. 3 and No. 2 seeds to make their first MVC Championship appearance since 2003. UE finished second with three players garnering All-Tournament team honors.

The 2013 campaign resulted in the most overall wins in a

YOUR REDHAWKS

HEAD COACH MARK REDBURN

season since 2008 and the best regular-season and conference tournament finish since Redburn's arrival. UE continued its aggressive baserunning with 89 stolen bases, ranking second in the MVC. The pitching staff also rated fourth in the conference.

Redburn's 2012 club saw improvement as well, winning more games than it had the previous season. The Purple Aces stole 79 bases and had two all-conference and one National Fastpitch Coaches Association All-Region selection that year. In 2011, Redburn exposed a young and inexperienced team to some of the top programs in the nation as UE played one of its most difficult schedules. Tennessee, Georgia Tech, Missouri, Ohio State, Texas Tech, South Alabama and Chattanooga were among the stiff competition.

Redburn quickly started to transform the UE program during his first year in 2010. The Purple Aces secured a berth in the MVC Tournament after winning 10 conference games. UE led the MVC with 31 doubles and hit 36 home runs, while producing two all-conference picks.

Academically, Redburn's teams consistently enjoyed success. In fact, each of his last four UE teams accumulated a 3.1 or higher grade point average. He had several student-athletes obtain over a 3.5 GPA and earn academic recognition along the way.

Prior to UE, Redburn spent three years as an assistant coach at the University of Missouri working primarily with the pitchers and catchers, and serving as recruiting coordinator.

He was part of a coaching staff that compiled an overall record of 137-53. The Tigers registered a school record for victories (50), won the Big 12 Conference Tournament, won their Regional and defeated host UCLA in the Super Regional to advance to the College World Series in 2009. Overall, Redburn coached four all-conference pitchers, including USA National Team Pitcher Chelsea Thomas at Missouri.

Redburn began his collegiate coaching career as head coach at St. Charles (Mo.) Community College from 2001-04. He led the 2003 team to its first Region 16 championship and a seventh-place finish at the National Junior College Athletic Association Division I National Tournament. His 2004 squad set a school record with 33 victories.

Following his stay at St. Charles CC, Redburn spent two seasons as head coach of the new softball program at Jefferson College. In the program's first year of competition, 2006, he led Jefferson to a 49-16 record, Region 16 championship and ninth-place finish at the NJCAA Division I National Tournament. Redburn was honored as the Midwest Community College Athletic Conference Coach of the Year following that season. A native of St. Charles, Missouri, Redburn graduated from the University of Missouri-St. Louis in 1993 and received his master's degree in Athletics/Activities Administration from William Woods University.

He and his wife, Tracy, have two sons, Joe and Jack.

THE MARK REDBURN FILE

Hometown

St. Charles, Mo.

Family

Spouse: Tracy
Sons: Joe, Jack

Education

- Missouri-St. Louis, Bachelor of Science in Special Education
- William Woods, Master of Education in Athletics/Activities Administration

REDBURN'S YEAR-BY-YEAR RECORDS

Year	School	Assignment	Record	Conf. Finish	Postseason
2002	St. Charles CC	Head Coach	8-18	-	-
2003	St. Charles CC	Head Coach	9-8	-	-
2004	St. Charles CC	Head Coach	10-10		
2005	Jefferson College	Head Coach	-	Program Preparation Year	-
2006	Jefferson College	Head Coach	49-16	1st Region 16	-
2007	Missouri	Assistant Coach	40-23, 13-4	3rd Big 12	-
2008	Missouri	Assistant Coach	47-17, 11-6	3rd Big 12	-
2009	Missouri	Assistant Coach	50-12, 12-6	2nd Big 12	1st Big 12 Tourn., NCAA Midwest Regional Champions, NCAA Super Regional Champions, 8th in College World Series
2010	Evansville	Head Coach	18-34, 10-16	t7th MVC	-
2011	Evansville	Head Coach	12-42, 6-21	9th MVC	-
2012	Evansville	Head Coach	18-37, 8-19	8th MVC	-
2013	Evansville	Head Coach	23-30, 11-12	7th MVC	2nd MVC Tourn.
2014	Evansville	Head Coach	19-32, 7-19	10th MVC	-
2015	Southeast Missouri	Head Coach	19-27, 12-12	7th OVC	8th OVC Tourn.
2016	Southeast Missouri	Head Coach	16-33, 10-17	10th OVC	-
2017	Southeast Missouri	Head Coach	23-27, 8-14	9th OVC	-
2018	Southeast Missouri	Head Coach	33-20, 15-7	4th OVC	7th OVC Tourn.
2019	Southeast Missouri	Head Coach	7-3, 0-0		

Overall Record as a Head Coach: 264-337 (15 years)

Record at Southeast Missouri, 98-110, 45-50 Ohio Valley Conference (5 years)

Record at Evansville, 90-175, 42-87 Missouri Valley Conference (5 years)

Record at Jefferson College, 49-16 (2 years)

Record at St. Charles CC: 27-36 (3 years)

Record as a college assistant: 137-52 (3 years)

REDBURN BY THE NUMBERS


- 30 OVC Commissioner's Honor Roll Selections
- 19+ Academic All-Americans
- 11 NJCAA All-Region 16 Players
- 9 NFCA All-America Scholar-Athletes
- 6 All-MVC Players
- 6 MVC Scholar-Athletes
- 4 All-Americans
- 4 MCCAC All-Conference Players
- 4 OVC Medal of Honor Recipients
- 4 OVC Players of the Week
- 3 First-Team All-OVC Selections
- 3 OVC All-Newcomer Selections
- 3 MVC Players of the Week
- 2 NFCA All-Region Selections
- 1 OVC Freshman of the Year
- 1 Second-Team All-OVC Selection

COACHING HONORS

- 2009 Midwest Coaching Staff of the Year
- 2006 Region 16 and MCCAC Coach of the Year
- 2003 Region 16 Coach of the Year

YOUR REDHAWKS

RADIO/TV ROSTER




1

PAYTON PIERCE
INF / 5-6 / R-R / Fr.
Metropolis, Ill.




2

RACHEL ANDERSON
OF / 5-3 / L-R / Jr.
Edwardsville, Ill.



3

SARAH MESSEX
INF / 5-4 / R-R / Sr.
Sullivan, Mo.




4

CLAUDIA GALLO
OF / 5-6 / R-R / Jr.
Arnold, Mo.




5

ALEXIS ESTES
P / 5-9 / R-R / Jr.
Lane, Ill.




6

MARISA DAVIS
P / 5-4 / L-L / Fr.
Kansas City, Mo.



7

MYKAELA ARELLANES
OF / 5-6 / L-L / Sr.
Foristell, Mo.



8

PARKER BANDY
INF / 5-7 / L-R / Sr.
Springfield, Ill.



9

RACHEL ROOK
P / 5-11 / R-R / So.
Republic, Mo.




10

ASHLEY EMERT
C/INF / 5-10 / R-R / So.
East Peoria, Ill.



11

DANINA MARTON
INF / 5-10 / R-R / So.
Northridge, Calif.




12

ADDISON BARNOUSKI
INF / 5-9 / R-R / Jr.
O'Fallon, Ill.



14

KAYLEE ANDERSON
INF/P / 5-7 / R-R / So.
Warrenton, Mo.



15

HALEY THOGMARTIN
P / 5-8 / R-R / Sr.
St. Louis, Mo.



16

RANDI DAE CONWAY
OF / 5-7 / B-R / Jr.
Morganfield, Ky.



17

BROOKE RHEINECKER
OF / 5-2 / L-R / Jr.
St. Louis, Mo.




18

MACKENZIE LONG
INF / 5-2 / L-R / Sr.
Lee's Summit, Mo.




20

LEAHA WININGER
INF / 5-7 / R-R / Fr.
Johnston City, Ill.



21

CHELSEY PENA
C / 5-6 / R-R / Fr.
Columbia, Ill.




22

MADISON HARRIS
INF / 5-6 / R-R / Jr.
Imperial, Mo.



24

RACHAEL DONALD
C / 5-8 / R-R / Jr.
Dupo, Ill.



26

ASHLEY ELLIS
INF / 5-8 / R-R / Jr.
Arnold, Mo.



27

ANNA GRIFFIN
INF / 6-1 / R-R / Fr.
Bentonville, Ark.



MARK REDBURN
Head Coach
Fifth Year



KRISTEN JONES
Assistant Coach
Fourth Year



BILL GRAHAM
Assistant Coach
First Year

YOUR REDHAWKS

2019 OVERALL STATISTICS



2019 Southeast Missouri Softball Overall Statistics for Southeast Missouri (as of Feb 20, 2019) (All games Sorted by Batting avg)



Record: 7-3 Home: 0-0 Away: 2-1 Neutral: 5-2 OVC: 0-0

Player	avg	gp-gs	ab	r	h	2b	3b	hr	rbi	tb	slg%	bb	hp	so	gdp	ob%	sf	sh	sb-att	po	a	e	fld%
2 ANDERSON, Rachel	.515	10-10	33	6	17	3	3	1	10	29	.879	4	0	3	0	.568	0	0	3-4	18	1	0	1.000
26 ELLIS, Ashley	.444	10-10	27	5	12	2	1	4	14	28	1.037	0	0	4	0	.444	0	0	0-0	30	2	1	.970
12 BARNOUSKI, Addison	.417	10-10	24	7	10	1	0	1	6	14	.583	3	1	2	0	.500	0	1	0-0	11	13	3	.889
7 ARELLANES, Mykaela	.345	10-10	29	11	10	0	1	1	6	15	.517	6	1	4	0	.472	0	1	3-3	9	0	0	1.000
4 GALLO, Claudia	.321	10-10	28	5	9	2	1	1	4	16	.571	2	1	2	0	.387	0	0	2-2	18	0	0	1.000
17 RHEINECKER, Brooke	.308	6-5	13	4	4	0	0	0	1	4	.308	1	0	1	0	.357	0	0	2-2	0	0	0	.000
8 BANDY, Parker	.296	10-10	27	10	8	1	2	1	8	16	.593	2	0	3	0	.345	0	0	3-3	8	7	4	.789
3 MESSEX, Sarah	.280	10-10	25	4	7	2	0	0	3	9	.360	9	0	6	0	.471	0	0	1-1	11	9	0	1.000
24 DONALD, Rachael	.267	8-5	15	1	4	0	0	0	2	4	.267	1	1	4	0	.353	0	0	0-0	36	1	1	.974

27 GRIFFIN, Anna	.333	3-0	3	1	1	0	0	1	1	4	1.333	1	0	0	0	.500	0	0	0-0	2	0	1	.667
22 HARRIS, Madison	.250	7-2	8	1	2	0	0	0	1	2	.250	1	0	1	0	.333	0	0	1-1	0	0	0	.000
16 CONWAY, Randi Dae	.200	6-1	5	3	1	0	0	0	0	1	.200	0	0	1	0	.200	0	0	0-0	0	0	0	.000
10 EMERT, Ashley	.143	5-3	7	0	1	0	0	0	0	1	.143	0	0	4	0	.143	0	0	0-0	16	0	0	1.000
14 ANDERSON, Kaylee	.125	6-2	8	2	1	0	0	0	0	1	.125	1	0	0	0	.222	0	0	0-1	1	1	1	.667
21 PENA, Chelsy	.000	5-2	7	0	0	0	0	0	0	0	.000	0	0	2	0	.000	0	0	0-0	14	0	0	1.000
18 LONG, Mackenzie	.000	9-0	1	3	0	0	0	0	0	0	.000	0	0	1	0	.000	0	0	2-2	0	0	0	.000
20 WININGER, Leah	.000	1-0	1	0	0	0	0	0	0	0	.000	0	0	0	0	.000	0	0	0-0	0	0	0	.000
11 MARTON, Danina	.000	3-0	0	1	0	0	0	0	0	0	.000	1	0	0	0	1.000	0	0	0-0	0	0	0	.000
Totals	.333	10	261	64	87	11	8	10	56	144	.552	32	4	38	0	.414	0	2	17-19	180	35	11	.951
Opponents	.265	10	238	36	63	10	1	5	36	90	.378	33	4	60	0	.360	3	5	9-9	175	64	14	.945

LOB - Team (61), Opp (67). DPs turned - Team (3), Opp (1). CI - Team (0), Opp (1).

(All games Sorted by Earned run avg)

Player	era	w-l	app	gs	cg	sho	sv	ip	h	r	er	bb	so	2b	3b	hr	b/avg	wp	hp	bks	sfa	sha
5 ESTES, Alexis	2.00	3-1	4	4	0	0/1	0	14.0	9	5	4	10	5	1	0	2	.184	2	1	0	0	2
15 THOGMARTIN, Haley	2.66	4-1	7	5	2	1/2	1	26.1	23	10	10	10	31	1	1	2	.232	0	0	0	0	2

6 DAVIS, Marisa	4.67	0-0	5	0	0	0/1	0	6.0	7	4	4	4	3	2	0	1	.269	0	1	0	1	0
9 ROOK, Rachel	5.25	0-1	6	1	0	0/1	0	9.1	11	7	7	5	17	2	0	0	.289	2	0	0	1	0
14 ANDERSON, Kaylee	11.31	0-0	3	0	0	0/0	0	4.1	13	10	7	4	4	4	0	0	.500	1	2	0	1	1
Totals	3.73	7-3	10	10	2	3/2	1	60.0	63	36	32	33	60	10	1	5	.265	5	4	0	3	5
Opponents	5.88	3-7	10	10	4	1/0	0	58.1	87	64	49	32	38	11	8	10	.333	5	4	1	0	2

PB - Team (2), EMERT 1, DONALD 1. Pickoffs - Team (1), DONALD 1. SBA/ATT - DONALD (6-6), ROOK (4-4), DAVIS (3-3), THOGMARTIN (2-2), PENA (2-2), EMERT (1-1).

YOUR REDHAWKS

2019 SCHEDULE/RESULTS



2019 Southeast Missouri Softball Game Results for Southeast Missouri (as of Feb 19, 2019) (All games)



Date	Opponent	Score	Inns	Overall	OVC	Pitcher of record	Attend	Time
! 02-08-19	vs South Dakota State	w 7-3	7	1-0-0	0-0-0	THOGMARTIN (W 1-0)	105	2:21
! 02-08-19	at UNI	w 5-1	7	2-0-0	0-0-0	ESTES (W 1-0)	180	1:50
! 02-09-19	at UNI	w 16-0	5	3-0-0	0-0-0	THOGMARTIN (W 2-0)	350	1:50
! 02-09-19	vs Toledo	w 7-5	7	4-0-0	0-0-0	ESTES (W 2-0)	200	2:10
! 02-10-19	vs Drake	L 1-6	7	4-1-0	0-0-0	THOGMARTIN (L 2-1)	325	1:52
@ 02-15-19	vs Wichita State	L 0-8	5	4-2-0	0-0-0	ESTES (L 2-1)	0	1:08
@ 02-15-19	vs Abilene Christian	w 10-2	5	5-2-0	0-0-0	THOGMARTIN (W 3-1)	0	1:15
@ 02-16-19	at Louisiana Tech	L 3-11	5	5-3-0	0-0-0	ROOK (L 0-1)	0	1:45
@ 02-16-19	vs Fairleigh Dickinson	w 8-0	6	6-3-0	0-0-0	ESTES (W 3-1)	0	1:49
@ 02-17-19	vs Miss Valley State	w 7-0	7	7-3-0	0-0-0	THOGMARTIN (W 4-1)	105	1:47

! = UNI Dome Classic (Cedar Falls, Iowa)

@ = Louisiana Tech Invitational (Ruston, La.)

* = Conference game

() extra inning game

YOUR REDHAWKS

2018 FINAL OVC STATISTICS



2018 Southeast Missouri Softball Conference statistics for Southeast Missouri (as of Apr 29, 2018) (OVC games only Sorted by Batting avg)



Record: 15-7 Home: 10-2 Away: 5-5 OVC: 15-7

Player	avg	gp-gs	ab	r	h	2b	3b	hr	rbi	tb	slg%	bb	hp	so	gdp	ob%	sf	sh	sb-att	po	a	e	fld%
2 ANDERSON, Rachel	.387	22-22	62	14	24	5	2	0	11	33	.532	11	0	11	0	.473	1	1	9-12	31	3	0	1.000
4 GALLO, Claudia	.355	18-9	31	6	11	2	1	2	6	21	.677	3	4	4	0	.474	0	0	0-0	12	0	0	1.000
3 MESSEX, Sarah	.328	22-22	58	19	19	3	0	3	17	31	.534	8	3	14	0	.423	2	0	7-7	42	27	3	.958
7 ARELLANES, Mykaela	.319	14-14	47	8	15	2	0	0	6	17	.362	4	0	11	0	.373	0	0	4-5	10	1	0	1.000
8 BANDY, Parker	.313	22-22	67	8	21	2	2	0	10	27	.403	6	1	13	1	.378	0	1	0-0	26	32	5	.921
17 RHEINECKER, Brooke	.313	20-15	32	6	10	1	0	0	3	11	.344	1	1	1	0	.353	0	4	4-6	11	1	1	.923
21 TILLOTSON, Abby	.271	21-20	48	9	13	3	0	2	11	22	.458	10	3	13	0	.419	1	0	1-1	84	6	0	1.000
12 BARNOUSKI, Addison	.220	20-20	50	10	11	2	1	2	10	21	.420	3	0	14	0	.264	0	0	4-4	14	29	3	.935
26 ELLIS, Ashley	.167	22-22	60	3	10	1	0	0	2	11	.183	5	1	19	2	.242	0	1	2-2	136	4	2	.986

10 PRUETT, Darby	.308	14-8	26	3	8	2	0	2	10	16	.615	1	1	8	2	.357	0	0	0-0	4	15	2	.905
1 WERNIG, Claire	.267	13-2	15	4	4	2	0	0	2	6	.400	2	0	6	0	.353	0	0	1-1	1	0	1	.500
6 HAYES, Riley	.250	12-9	16	0	4	2	0	0	1	6	.375	4	0	7	0	.400	0	0	0-0	48	7	0	1.000
16 CONWAY, Randi Dae	.150	19-10	20	6	3	1	0	0	2	4	.200	1	0	5	0	.190	0	1	1-1	7	0	0	1.000
22 HARRIS, Madison	.118	18-2	17	7	2	0	0	0	3	2	.118	1	0	1	0	.158	1	0	2-3	0	0	0	.000
24 DONALD, Rachael	.000	3-1	4	0	0	0	0	0	0	0	.000	0	0	1	0	.000	0	0	0-0	6	3	0	1.000
14 ANDERSON, Kaylee	.000	5-0	3	1	0	0	0	0	0	0	.000	0	0	0	0	.000	0	0	0-0	0	0	0	.000
18 LONG, Mackenzie	.000	6-0	1	2	0	0	0	0	0	0	.000	0	0	0	0	.000	0	0	0-0	0	0	0	.000
Totals	.278	22	557	106	155	28	6	11	94	228	.409	60	14	128	5	.360	5	8	35-42	440	154	17	.972
Opponents	.239	22	557	73	133	22	3	17	68	212	.381	56	6	128	1	.314	2	11	14-19	428	151	21	.965

LOB - Team (111), Opp (119). DPs turned - Team (5), Opp (8). CI - Team (0), Opp (1). IBB - Team (0), Opp (2).

(OVC games only Sorted by Earned run avg)

Player	era	w-l	app	gs	cg	sho	sv	ip	h	r	er	bb	so	2b	3b	hr	b/avg	wp	hp	bk	sfa	sha
15 THOGMARTIN, Haley	1.88	6-2	11	10	2	1/2	0	52.0	45	21	14	10	43	8	0	6	.228	0	1	0	0	6
19 KRUMREY, Madeline	3.67	4-4	11	11	6	0/0	1	63.0	69	40	33	25	54	12	2	7	.272	2	0	0	1	2

9 ROOK, Rachel	1.48	5-1	12	0	0	0/2	2	23.2	10	5	5	14	26	0	1	1	.133	3	4	0	1	1
5 ESTES, Alexis	5.25	0-0	5	1	0	0/0	0	8.0	9	7	6	7	5	2	0	3	.290	0	1	0	0	2
Totals	2.77	15-7	22	22	8	3/2	3	146.2	133	73	58	56	128	22	3	17	.239	5	6	0	2	11
Opponents	4.50	7-15	22	22	12	3/0	0	141.2	154	106	91	60	128	28	6	11	.278	15	14	0	5	8

PB - Team (0), Opp (3). Pickoffs - Team (4), HAYES 2, TILLOTSON 2. SBA/ATT - KRUMREY (9-13), HAYES (9-11), TILLOTSON (5-7), ROOK (3-4), THOGMARTIN (2-2), DONALD (0-1).

YOUR REDHAWKS

SEASON/CAREER-HIGHS

MULTIPLE HIT GAMES

Player	2	3	4	5+	Total
Rachel Anderson	3	3	-	-	6
Ashley Ellis	3	1	-	-	4
Addison Barnouski	3	-	-	-	3
Mykaela Arellanes	2	1	-	-	3
Claudia Gallo	3	-	-	-	3
Parker Bandy	3	-	-	-	3
Sarah Messex	1	1	-	-	2
Brooke Rheinecker	1	-	-	-	1
Rachael Donald	1	-	-	-	1

MULTIPLE RBI GAMES

Player	2	3	4	5+	Total
Rachel Anderson	2	-	1	-	3
Ashley Ellis	-	1	2	-	3
Parker Bandy	1	1	-	-	2
Mykaela Arellanes	1	1	-	-	2
Rachael Donald	1	-	-	-	1
Addison Barnouski	-	1	-	-	1
Claudia Gallo	1	-	-	-	1

INNING BY INNING SUMMARY

Inning	SEMO	Opp.
First	10	9
Second	15	3
Third	9	2
Fourth	15	8
Fifth	11	10
Sixth	3	2
Seventh	0	2
Extra	0	0
Totals	64	36

INNING BY INNING SUMMARY

(OVC GAMES)

Inning	SEMO	Opp.
First	0	0
Second	0	0
Third	0	0
Fourth	0	0
Fifth	0	0
Sixth	0	0
Seventh	0	0
Extra	0	0
Totals	0	0

CURRENT HITTING STREAKS

Player	Games	Started
Rachel Anderson	4	2/15

CURRENT REACHED BASE STREAKS

Player	Games	Started
Sarah Messex	10	2/8

CAREER MULTIPLE HIT GAMES

Player	2	3	4	5+	Total
Rachel Anderson	28	11	-	-	39
Mykaela Arellanes	26	6	-	-	32
Sarah Messex	19	2	1	-	22
Parker Bandy	16	2	-	-	18
Addison Barnouski	15	2	-	-	17
Ashley Ellis	16	1	-	-	17
Brooke Rheinecker	12	1	-	-	13
Claudia Gallo	7	1	-	-	8
Madison Harris	5	1	-	-	6
Randi Dae Conway	2	-	-	-	2
Rachael Donald	1	0	0	0	1

CAREER MULTIPLE RBI GAMES

Player	2	3	4	5+	Total
Rachel Anderson	13	6	1	-	20
Sarah Messex	12	6	-	-	18
Ashley Ellis	6	4	2	1	13
Parker Bandy	10	2	-	-	12
Addison Barnouski	9	3	-	-	12
Mykaela Arellanes	8	2	1	-	11
Claudia Gallo	6	-	-	-	6
Madison Harris	4	-	-	-	4
Rachael Donald	2	-	-	-	2
Brooke Rheinecker	1	1	-	-	2

14 KAYLEE ANDERSON

2019 Hitting Season-Highs

At-Bats3, vs. Abilene Christian (2/15)
Runs1, 2x, last vs. Abilene Christian (2/15)
Hits1, vs. Abilene Christian (2/15)
Doubles-
Triples-
Home Runs-
RBI-
Stolen Bases-

2019 Pitching Season-Highs

Innings Pitched2.1, at Louisiana Tech (2/16)
Fewest Hits2, vs. Wichita State (2/15)
Most Hits8, at Louisiana Tech (2/16)
Fewest Runs1, vs. South Dakota State (2/8)
Most Runs7, at Louisiana Tech (2/16)
Fewest Walks0, vs. Wichita State (2/15)
Strikeouts3, at Louisiana Tech (2/16)

Hitting Career-Highs

At-Bats3, 2x, last vs. Abilene Christian (2/15)
Runs1, 4x, last vs. Abilene Christian (2/15)
Hits1, 2x, last vs. Abilene Christian (2/15)
Doubles-
Triples-
Home Runs-
RBI-
Stolen Bases-

Pitching Career-Highs

Innings Pitched2.1, at Louisiana Tech (2/16/19)
Fewest Hits1, vs. Western Michigan (2/25/18)
Most Hits8, at Louisiana Tech (2/16/19)
Fewest Runs0, at Creighton (3/10/18)
Most Runs7, at Louisiana Tech (2/16/19)
Fewest Walks0, 3x, last vs. Wichita State (2/15/19)
Strikeouts3, at Louisiana Tech (2/16/19)

2 RACHEL ANDERSON

2019 Season-Highs

At-Bats5, at Northern Iowa (2/9)
Runs1, 6x, last vs. Fairleigh Dickinson (2/16)
Hits3, 3x, last vs. Abilene Christian (2/15)
Doubles1, 3x, last vs. Mississippi Valley State (2/17)
Triples1, 3x, last vs. Abilene Christian (2/15)
Home Runs1, vs. Abilene Christian (2/15)
RBI4, vs. Abilene Christian (2/15)
Stolen Bases1, 3x, last vs. Abilene Christian (2/15)

Career-Highs

At-Bats5, 2x, last at Northern Iowa (2/9/19)
Runs3, 5x, last at Chattanooga (2/24/18)
Hits3, 11x, last vs. Abilene Christian (2/15/19)
Doubles1, 24x, last vs. Mississippi Valley State (2/17/19)
Triples2, 2x, last at Alcorn State (2/25/17)
Home Runs1, 9x, last vs. Abilene Christian (2/15/19)
RBI4, vs. Abilene Christian (2/15/19)
Stolen Bases2, 3x, last vs. Tennessee State (4/28/18)

7 MYKAELA ARELLANES

2019 Season-Highs

At-Bats4, 3x, last vs. Mississippi Valley State (2/17)
Runs3, 2x, last vs. Fairleigh Dickinson (2/16)
Hits3c, vs. Abilene Christian (2/15)
Doubles-
Triples1, vs. Mississippi Valley State (2/17)
Home Runs1, vs. Mississippi Valley State (2/17)
RBI3, at Northern Iowa (2/9)
Stolen Bases1, 3x, last vs. Fairleigh Dickinson (2/16)

Career-Highs

At-Bats5, vs. Tennessee State (4/28/18)
Runs3, 3x, last vs. Fairleigh Dickinson (2/16/19)
Hits3, 6x, last vs. Abilene Christian (2/15/19)
Doubles2, vs. Tennessee State (2/11/17)
Triples2, vs. Jarvis Christian College (2/11/17)
Home Runs1, 6x, last vs. Mississippi Valley State (2/17/19)
RBI4, vs. Tennessee State (4/28/18)
Stolen Bases4, vs. Alabama A&M (3/11/17)

8 PARKER BANDY

2019 Season-Highs

At-Bats4, vs. South Dakota State (2/8)
Runs3, 2x, last vs. Abilene Christian (2/15)
Hits2, 3x, last vs. Abilene Christian (2/15)
Doubles1, vs. Toledo (2/9)
Triples1, 2x, last vs. Toledo (2/9)
Home Runs1, vs. Abilene Christian (2/15)
RBI3, vs. South Dakota State (2/8)
Stolen Bases1, 3x, last vs. Mississippi Valley State (2/17)

Career-Highs

At-Bats5, at SIU Edwardsville (4/14/17)
Runs3, vs. Toledo (2/9/19)
Hits3, 2x, last vs. UT Martin (4/17/18)
Doubles1, 17x, last vs. Toledo (2/9/19)
Triples1, 7x, last vs. Toledo (2/9/19)
Home Runs1, 5x, last vs. Abilene Christian (2/15/19)
RBI3, 2x, last vs. South Dakota State (2/8/19)
Stolen Bases2, vs. Tennessee State (2/11/17)

12 ADDISON BARNOUSKI

2019 Season-Highs

At-Bats4, vs. Mississippi Valley State (2/17)
Runs1, 7x, last vs. Mississippi Valley State (2/17)
Hits2, 3x, last vs. Fairleigh Dickinson (2/16)
Doubles1, at Northern Iowa (2/8)
Triples-
Home Runs1, vs. Abilene Christian (2/15)
RBI3, vs. Toledo (2/9)
Stolen Bases-

Career-Highs

At-Bats4, 11x, last vs. Mississippi Valley State (2/17/19)
Runs3, at Murray State (4/8/18)
Hits3, 2x, last at Alcorn State (2/25/17)
Doubles1, 11x, last at Murray State (4/8/18)
Triples1, 2x, last vs. Tennessee State (4/28/18)
Home Runs1, 9x, last vs. Abilene Christian (2/15/19)
RBI3, 3x, last vs. Toledo (2/9/19)
Stolen Bases2, 2x, last at Murray State (4/8/18)

Pitching Career-Highs

Innings Pitched2.0, vs. Jarvis Christian College (2/11/17)
Fewest Hits1, at Jackson State (2/12/17)
Most Hits4, 2x, last vs. Middle Tennessee (2/17/17)
Fewest Runs0, at Jackson State (2/12/17)
Most Runs4, vs. Middle Tennessee (2/17/17)
Fewest Walks0, 2x, last at Jackson State (2/12/17)
Strikeouts1, vs. Middle Tennessee (2/17/17)

YOUR REDHAWKS

SEASON/CAREER-HIGHS

16 RANDI DAE CONWAY

2019 Season-Highs	
At-Bats.....	3, at Louisiana Tech (2/16)
Runs.....	1, 3x, last vs. Mississippi Valley State (2/17)
Hits.....	1, vs. Mississippi Valley State (2/17)
Doubles.....	-
Triples.....	-
Home Runs.....	-
RBI.....	-
Stolen Bases.....	-

Career-Highs	
At-Bats.....	5, at Memphis (3/17/18)
Runs.....	2, 2x, last at Austin Peay (4/6/18)
Hits.....	2, 2x, last vs. South Dakota (3/18/18)
Doubles.....	1, at Austin Peay (4/6/18)
Triples.....	-
Home Runs.....	-
RBI.....	1, 2x, last at Murray State (4/8/18)
Stolen Bases.....	1, 3x, last at Austin Peay (4/6/18)

6 MARISA DAVIS

2019 Season/Career-Highs	
Innings Pitched.....	2.0, vs. Drake (2/10)
Fewest Hits.....	0, vs. Toledo (2/9)
Most Hits.....	4, vs. Wichita State (2/15)
Fewest Runs.....	0, 4x, last vs. Mississippi Valley State (2/17)
Most Runs.....	4, vs. Wichita State (2/15)
Fewest Walks.....	0, 3x, last vs. Mississippi Valley State (2/17)
Strikeouts.....	2, vs. Toledo (2/9)

24 RACHAEL DONALD

2019 Season-Highs	
At-Bats.....	4, vs. South Dakota State (2/8)
Runs.....	1, at Northern Iowa (2/9)
Hits.....	2, vs. South Dakota State (2/8)
Doubles.....	-
Triples.....	-
Home Runs.....	-
RBI.....	2, vs. South Dakota State (2/8)
Stolen Bases.....	-

Career-Highs	
At-Bats.....	4, vs. South Dakota State (2/8/19)
Runs.....	2, vs. Jarvis Christian College (2/11/17)
Hits.....	2, vs. South Dakota State (2/8/19)
Doubles.....	-
Triples.....	-
Home Runs.....	-
RBI.....	2, 2x, last vs. South Dakota State (2/8/19)
Stolen Bases.....	1, at Alabama State (2/23/18)

26 ASHLEY ELLIS

2019 Season-Highs	
At-Bats.....	4, 2x, last at Northern Iowa (2/9)
Runs.....	1, 5x, last vs. Fairleigh Dickinson (2/16)
Hits.....	3, at Northern Iowa (2/9)
Doubles.....	1, 2x, last at Louisiana Tech (2/16)
Triples.....	1, at Northern Iowa (2/9)
Home Runs.....	1, 4x, last vs. Fairleigh Dickinson (2/16)
RBI.....	4, 2x, last vs. Fairleigh Dickinson (2/16)
Stolen Bases.....	-

Career-Highs	
At-Bats.....	5, at Tennessee State (4/29/17)
Runs.....	2, 4x, last vs. SIU Edwardsville (3/18/18)
Hits.....	3, at Northern Iowa (2/9/19)
Doubles.....	2, vs. Evansville (2/23/18)
Triples.....	1, 4x, last at Northern Iowa (2/9/19)
Home Runs.....	2, vs. Western Michigan (2/25/18)
RBI.....	5, at Jackson State (2/12/17)
Stolen Bases.....	1, 4x, last vs. Belmont (4/29/18)

10 ASHLEY EMERT

2019 Season/Career-Highs	
At-Bats.....	3, vs. Abilene Christian (2/15)
Runs.....	-
Hits.....	1, vs. Abilene Christian (2/15)
Doubles.....	-
Triples.....	-
Home Runs.....	-
RBI.....	-
Stolen Bases.....	-

5 ALEXIS ESTES

2018 Season-Highs	
Innings Pitched.....	4.0, 2x, last vs. Toledo (2/9)
Fewest Hits.....	1, vs. Fairleigh Dickinson (2/16)
Most Hits.....	3, vs. Toledo (2/9)
Fewest Runs.....	0, 2x, last vs. Fairleigh Dickinson (2/16)
Most Runs.....	3, vs. Toledo (2/9)
Fewest Walks.....	2, 2x, last vs. Wichita State (2/15)
Strikeouts.....	2, 2x, last vs. Fairleigh Dickinson (2/16)

Career-Highs	
Innings Pitched.....	7.0, 3x, last vs. Eastern Kentucky (4/23/17)
Fewest Hits.....	0, 2x, last at Southern Illinois (4/5/18)
Most Hits.....	13, at Missouri (4/18/17)
Fewest Runs.....	0, 13x, last vs. Fairleigh Dickinson (2/16/19)
Most Runs.....	8, at Missouri (4/18/17)
Fewest Walks.....	0, 9x, last at Austin Peay (4/6/18)
Strikeouts.....	8, 2x, last vs. Eastern Kentucky (4/23/17)

4 CLAUDIA GALLO

2019 Season-Highs	
At-Bats.....	4, 3x, last vs. Toledo (2/9)
Runs.....	3, at Northern Iowa (2/9)
Hits.....	2, 3x, last vs. Mississippi Valley State (2/17)
Doubles.....	1, 2x, last at Northern Iowa (2/8)
Triples.....	1, vs. Mississippi Valley State (2/17)
Home Runs.....	1, at Northern Iowa (2/9)
RBI.....	2, at Northern Iowa (2/9)
Stolen Bases.....	1, 2x, last vs. Mississippi Valley State (2/17)

Career-Highs	
At-Bats.....	4, 5x, last vs. Toledo (2/9/19)
Runs.....	3, at Northern Iowa (2/9/19)
Hits.....	3, vs. Murray State (4/9/17)
Doubles.....	1, 5x, last at Northern Iowa (2/8/19)
Triples.....	1, 5x, last vs. Mississippi Valley State (2/17/19)
Home Runs.....	1, 3x, last at Northern Iowa (2/9/19)
RBI.....	2, 6x, last at Northern Iowa (2/9/19)
Stolen Bases.....	1, 6x, last vs. Mississippi Valley State (2/17/19)

27 ANNA GRIFFIN

2019 Season/Career-Highs	
At-Bats.....	2, vs. Mississippi Valley State (2/17)
Runs.....	1, vs. Fairleigh Dickinson (2/16)
Hits.....	1, vs. Fairleigh Dickinson (2/16)
Doubles.....	-
Triples.....	-
Home Runs.....	1, vs. Fairleigh Dickinson (2/16)
RBI.....	1, vs. Fairleigh Dickinson (2/16)
Stolen Bases.....	-

22 MADISON HARRIS

2019 Season-Highs	
At-Bats.....	3, at Northern Iowa (2/8)
Runs.....	1, at Northern Iowa (2/9)
Hits.....	1, 2x, last at Northern Iowa (2/9)
Doubles.....	-
Triples.....	-
Home Runs.....	-
RBI.....	1, at Northern Iowa (2/8)
Stolen Bases.....	1, vs. South Dakota State (2/8)

Career-Highs	
At-Bats.....	4, 6x, last at Murray State (4/8/18)
Runs.....	2, 3x, last vs. Eastern Illinois (4/1/17)
Hits.....	3, vs. UMKC (3/17/17)
Doubles.....	1, 2x, last vs. Eastern Illinois (4/1/17)
Triples.....	-
Home Runs.....	1, at Kansas (3/19/17)
RBI.....	2, 4x, last vs. Tennessee State (4/28/18)
Stolen Bases.....	1, 7x, last at Northern Iowa (2/8/19)

18 MACKENZIE LONG

2019 Season-Highs	
At-Bats.....	1, vs. Fairleigh Dickinson (2/16)
Runs.....	1, 3x, last vs. Mississippi Valley State (2/17)
Hits.....	-
Doubles.....	-
Triples.....	-
Home Runs.....	-
RBI.....	-
Stolen Bases.....	1, 2x, last vs. Mississippi Valley State (2/17)

Career-Highs	
At-Bats.....	3, 2x, last at Eastern Kentucky (4/23/16)
Runs.....	1, 12x, last vs. Mississippi Valley State (2/17/19)
Hits.....	1, 2x, last at Eastern Kentucky (4/23/16)
Doubles.....	-
Triples.....	-
Home Runs.....	-
RBI.....	-
Stolen Bases.....	1, 5x, last vs. Mississippi Valley State (2/17/19)

11 DANINA MARTON

2019 Season-Highs	
At-Bats.....	-
Runs.....	1, vs. Fairleigh Dickinson (2/16)
Hits.....	-
Doubles.....	-
Triples.....	-
Home Runs.....	-
RBI.....	-
Stolen Bases.....	-

Career-Highs	
At-Bats.....	1, 2x, last vs. Indiana State (3/13/18)
Runs.....	1, vs. Fairleigh Dickinson (2/16/19)
Hits.....	1, at Creighton (3/10/18)
Doubles.....	-
Triples.....	-
Home Runs.....	-
RBI.....	-
Stolen Bases.....	-

YOUR REDHAWKS

SEASON/CAREER-HIGHS

3 SARAH MESSEX

2019 Season-Highs

At-Bats.....4, 2x, last at Northern Iowa (2/8)
Runs.....1, 4x, last vs. Mississippi Valley State (2/17)
Hits.....3, vs. South Dakota State (2/8)
Doubles.....1, 2x, last at Louisiana Tech (2/16)
Triples.....-
Home Runs.....-
RBI.....1, 3x, last vs. Abilene Christian (2/15)
Stolen Bases.....1, vs. Fairleigh Dickinson (2/16)

Career-Highs

At-Bats.....4, 12x, last at Northern Iowa (2/8/19)
Runs.....3, vs. Tennessee State (4/28/18)
Hits.....4, at Murray State (4/8/18)
Doubles.....2, 3x, last vs. Tennessee State (4/28/18)
Triples.....1, 2x, last vs. SIU Edwardsville (5/9/18)
Home Runs.....1, 11x, last vs. Tennessee State (4/28/18)
RBI.....3, 5x, last vs. Jacksonville State (3/25/18)
Stolen Bases.....2, 2x, last vs. SIU Edwardsville (4/13/18)

21 CHELSY PENA

2019 Season-Highs

At-Bats.....2, 2x, last vs. Fairleigh Dickinson (2/16)
Runs.....-
Hits.....-
Doubles.....-
Triples.....-
Home Runs.....-
RBI.....-
Stolen Bases.....-

1 PAYTON PIERCE

2019 Season-Highs

At-Bats.....-
Runs.....-
Hits.....-
Doubles.....-
Triples.....-
Home Runs.....-
RBI.....-
Stolen Bases.....-

17 BROOKE RHEINECKER

2019 Season-Highs

At-Bats.....3, 3x, last vs. Mississippi Valley State (2/17)
Runs.....2, at Northern Iowa (2/9)
Hits.....2, at Northern Iowa (2/9)
Doubles.....-
Triples.....-
Home Runs.....-
RBI.....1, at Northern Iowa (2/9)
Stolen Bases.....1, 2x, last vs. Mississippi Valley State (2/17)

Career-Highs

At-Bats.....4, 6x, last vs. Morehead State (4/22/17)
Runs.....2, 5x, last at Northern Iowa (2/9/19)
Hits.....3, vs. Alabama A&M (3/11/17)
Doubles.....1, at Austin Peay (4/6/18)
Triples.....-
Home Runs.....-
RBI.....3, vs. Jarvis Christian College (2/11/17)
Stolen Bases.....2, 2x, last vs. Tennessee State (4/28/18)

9 RACHEL ROOK

2019 Season

Innings Pitched.....2.1, at Louisiana Tech (2/16)
Fewest Hits.....0, 2x, last vs. Mississippi Valley State (2/17)
Most Hits.....5, at Louisiana Tech (2/16)
Fewest Runs.....0, 3x, last vs. Mississippi Valley State (2/17)
Most Runs.....4, at Louisiana Tech (2/16)
Fewest Walks.....0, 3x, last vs. Mississippi Valley State (2/17)
Strikeouts.....5, at Louisiana Tech (2/16)

Career-Highs

Innings Pitched.....4.0, 3x, last vs. Jacksonville State (3/25/18)
Fewest Hits.....0, 11x, last at Mississippi Valley State (2/17/19)
Most Hits.....5, at Louisiana Tech (2/16/19)
Fewest Runs.....0, 16x, last vs. Mississippi Valley State (2/17/19)
Most Runs.....4, 2x, last at Louisiana Tech (2/16/19)
Fewest Walks.....0, 14x, last vs. Mississippi Valley State (2/17/19)
Strikeouts.....7, vs. Tennessee Tech (3/17/18)

15 HALEY THOGMARTIN

2019 Season/Career-Highs

Innings Pitched.....5.0, 3x, last vs. Mississippi Valley State (2/17)
Fewest Hits.....0, vs. Toledo (2/9)
Most Hits.....7, vs. Drake (2/10)
Fewest Runs.....0, 4x, last vs. Mississippi Valley State (2/17)
Most Runs.....6, vs. Drake (2/10)
Fewest Walks.....0, 2x, last vs. Fairleigh Dickinson (2/16)
Strikeouts.....7, 2x, last vs. Fairleigh Dickinson (2/16)

Career-Highs

Innings Pitched.....7.0, 5x, last vs. Belmont (4/29/18)
Fewest Hits.....0, 5x, last vs. Toledo (2/9/19)
Most Hits.....9, 3x, last at Creighton (3/10/18)
Fewest Runs.....0, 22x, last vs. Mississippi Valley State (2/17/19)
Most Runs.....9, vs. UMKC (3/6/16)
Fewest Walks.....0, 30x, last vs. Fairleigh Dickinson (2/16/19)
Strikeouts.....9, vs. Belmont (4/29/18)

20 LEAHA WININGER

2019 Season-Highs

At-Bats.....1, vs. Fairleigh Dickinson (2/17)
Runs.....-
Hits.....-
Doubles.....-
Triples.....-
Home Runs.....-
RBI.....-
Stolen Bases.....-

YOUR REDHAWKS

SEASON/CAREER STATISTICS



2019 Southeast Missouri Softball
Individual Season/Career Summary for Southeast Missouri (as of Feb 20, 2019)
(All games Sorted by Batting avg)



Record: 7-3 Home: 0-0 Away: 2-1 Neutral: 5-2 OVC: 0-0

Player	SEASON													CAREER												
	Avg	G-GS	AB	R	H	2B	3B	HR	RBI	BB	Hbp	SO	Sb-Att	Avg	G-GS	AB	R	H	2B	3B	HR	RBI	BB	Hbp	SO	Sb-Att
2 ANDERSON, Rachel	.515	10-10	33	6	17	3	3	1	10	4	0	3	3-4	.405	113-113	336	77	136	24	17	9	69	49	4	44	30-43
26 ELLIS, Ashley	.444	10-10	27	5	12	2	1	4	14	0	0	4	0-0	.247	110-110	292	28	72	15	4	13	55	29	4	74	4-4
12 BARNOUSKI, Addison	.417	10-10	24	7	10	1	0	1	6	3	1	2	0-0	.287	101-83	237	47	68	13	2	11	47	17	3	50	11-11
7 ARELLANES, Mykaela	.345	10-10	29	11	10	0	1	1	6	6	1	4	3-3	.339	102-102	316	75	107	17	7	6	45	49	3	50	28-32
4 GALLO, Claudia	.321	10-10	28	5	9	2	1	1	4	2	1	2	2-2	.276	87-51	145	23	40	5	5	3	21	8	11	31	6-7
17 RHEINECKER, Brooke	.308	6-5	13	4	4	0	0	0	1	1	0	1	2-2	.289	99-67	190	34	55	1	0	0	10	4	1	19	20-25
8 BANDY, Parker	.296	10-10	27	10	8	1	2	1	8	2	0	3	3-3	.289	110-109	291	52	84	17	7	5	50	36	4	57	11-13
3 MESSEX, Sarah	.280	10-10	25	4	7	2	0	0	3	9	0	6	1-1	.245	162-162	396	67	97	17	2	11	72	65	14	97	20-28
24 DONALD, Rachael	.267	8-5	15	1	4	0	0	0	2	1	1	4	0-0	.161	25-7	31	4	5	0	0	0	5	2	2	8	1-1
27 GRIFFIN, Anna	.333	3-0	3	1	1	0	0	1	1	1	0	0	0-0	.333	3-0	3	1	1	0	0	1	1	1	0	0	0-0
22 HARRIS, Madison	.250	7-2	8	1	2	0	0	0	1	1	0	1	1-1	.246	92-28	126	29	31	2	0	1	16	15	0	18	7-9
16 CONWAY, Randi Dae	.200	6-1	5	3	1	0	0	0	0	0	0	1	0-0	.203	62-22	59	22	12	1	0	0	2	2	1	17	3-5
10 EMERT, Ashley	.143	5-3	7	0	1	0	0	0	0	0	0	4	0-0	.143	5-3	7	0	1	0	0	0	0	0	0	4	0-0
14 ANDERSON, Kaylee	.125	6-2	8	2	1	0	0	0	0	1	0	0	0-1	.077	23-5	26	4	2	0	0	0	0	2	0	5	0-1
21 PENNA, Chelsy	.000	5-2	7	0	0	0	0	0	0	0	0	2	0-0	.000	5-2	7	0	0	0	0	0	0	0	0	2	0-0
18 LONG, Mackenzie	.000	9-0	1	3	0	0	0	0	0	0	0	1	2-2	.111	59-3	18	12	2	0	0	0	0	2	1	9	5-5
20 WININGER, Leah	.000	1-0	1	0	0	0	0	0	0	0	0	0	0-0	.000	1-0	1	0	0	0	0	0	0	0	0	0	0-0
11 MARTON, Danina	.000	3-0	0	1	0	0	0	0	0	1	0	0	0-0	.500	6-0	2	1	1	0	0	0	0	1	0	0	0-0
Totals	.333	10-10	261	64	87	11	8	10	56	32	4	38	17-19													
Opponents	.265	10-10	238	36	63	10	1	5	36	33	4	60	9-9													

(All games Sorted by Earned run avg)

Player	SEASON													CAREER												
	ERA	W-L	App	GS	CG	Sho	Sv	IP	H	R	ER	BB	SO	ERA	W-L	App	GS	CG	Sho	Sv	IP	H	R	ER	BB	SO
5 ESTES, Alexis	2.57	3-1	4	4	0	0	0	14.0	9	5	4	10	5	5.34	12-12	51	26	3	0	2	145.0	159	107	86	67	89
15 THOGMARTIN, Haley	3.42	4-1	7	5	2	1	1	26.1	23	10	10	10	31	4.37	26-20	76	46	11	4	2	259.2	284	155	126	75	168
6 DAVIS, Marisa	6.00	0-0	5	0	0	0	0	6.0	7	4	4	4	3	6.00	0-0	5	0	0	0	0	6.0	7	4	4	4	3
9 ROOK, Rachel	6.75	0-1	6	1	0	0	0	9.1	11	7	7	5	17	4.37	5-6	32	4	0	0	4	57.2	45	30	28	29	71
14 ANDERSON, Kaylee	14.54	0-0	3	0	0	0	0	4.1	13	10	7	4	4	10.38	0-0	6	0	0	0	0	8.2	18	13	10	5	5
Totals	4.80	7-3	10	10	2	3	1	60.0	63	36	32	33	60													
Opponents	7.56	3-7	10	10	4	1	0	58.1	87	64	49	32	38													

Player	CH	PO	A	E	Fld%	SBA	CSB	SBA%	PB	CI	Ch	PO	A	E	Fld%	SBA	CSB	SBA%	PB	CI
3 MESSEX, Sarah	20	11	9	0	1.000	0	0	---	0	0	556	242	277	37	.933	3	0	1.000	0	0
2 ANDERSON, Rachel	19	18	1	0	1.000	0	0	---	0	0	196	179	15	2	.990	0	0	---	0	0
4 GALLO, Claudia	18	18	0	0	1.000	0	0	---	0	0	90	84	5	1	.989	0	0	---	0	0
10 EMERT, Ashley	16	16	0	0	1.000	1	0	1.000	1	0	16	16	0	0	1.000	1	0	1.000	1	0
21 PENA, Chelsy	14	14	0	0	1.000	2	0	1.000	0	0	14	14	0	0	1.000	2	0	1.000	0	0
7 ARELLANES, Mykaela	9	9	0	0	1.000	0	0	---	0	0	120	112	3	5	.958	0	0	---	0	0
5 ESTES, Alexis	3	2	1	0	1.000	0	0	---	0	0	43	6	36	1	.977	13	5	.722	0	0
15 THOGMARTIN, Haley	2	2	0	0	1.000	2	0	1.000	0	0	48	13	32	3	.938	26	6	.813	0	0
6 DAVIS, Marisa	2	2	0	0	1.000	3	0	1.000	0	0	148	71	62	15	.899	3	0	1.000	0	0
24 DONALD, Rachael	38	36	1	1	.974	6	0	1.000	1	0	63	57	5	1	.984	7	1	.875	1	0
26 ELLIS, Ashley	33	30	2	1	.970	0	0	---	0	0	706	671	26	9	.987	0	0	---	0	0
12 BARNOUSKI, Addison	27	11	13	3	.889	0	0	---	0	0	182	51	116	15	.918	1	0	1.000	0	0
8 BANDY, Parker	19	8	7	4	.789	0	0	---	0	0	348	184	142	22	.937	0	0	---	0	0
27 GRIFFIN, Anna	3	2	0	1	.667	0	0	---	0	0	3	2	0	1	.667	0	0	---	0	0
14 ANDERSON, Kaylee	3	1	1	1	.667	0	0	---	0	0	17	9	7	1	.941	1	1	.500	0	0
18 LONG, Mackenzie	0	0	0	0	.000	0	0	---	0	0	7	4	3	0	1.000	0	0	---	0	0
20 WININGER, Leah	0	0	0	0	.000	0	0	---	0	0	0	0	0	0	.000	0	0	---	0	0
11 MARTON, Danina	0	0	0	0	.000	0	0	---	0	0	0	0	0	0	.000	0	0	---	0	0
22 HARRIS, Madison	0	0	0	0	.000	0	0	---	0	0	10	4	5	1	.900	0	0	---	0	0
17 RHEINECKER, Brooke	0	0	0	0	.000	0	0	---	0	0	37	33	1	3	.919	0	0	---	0	0
9 ROOK, Rachel	0	0	0	0	.000	4	0	1.000	0	0	10	2	8	0	1.000	7	3	.700	0	0
16 CONWAY, Randi Dae	0	0	0	0	.000	0	0	---	0	0	39	23	13	3	.923	0	0	---	0	0
Totals	226	180	35	11	.951	9	0	1.000	2	0										
Opponents	253	175	64	14	.945	17	2	.895	0	1										

YOUR REDHAWKS

GAME-BY-GAME HITTING

Opponent	AB	R	H	RBI	2B	3B	HR	BB	IBB	SB	CS	HBP	SAC	SF	GDP	K	PO	A	E	Avg
Southeast Missouri	32	7	12	7	1	1	0	4	0	3	0	0	0	0	0	1	21	4	1	.375
South Dakota State	29	3	7	3	1	0	1	6	0	0	0	1	0	0	0	5	21	9	1	.241
Southeast Missouri	29	5	8	5	3	1	0	3	0	0	0	1	0	0	0	2	21	3	3	.328
Northern Iowa	28	1	5	1	0	0	0	3	0	1	0	1	0	0	0	5	21	11	0	.211
Southeast Missouri	28	16	13	13	0	1	2	9	0	2	0	1	0	0	0	2	15	3	0	.371
Northern Iowa	18	0	4	0	1	0	0	1	0	0	0	0	0	0	0	4	15	6	4	.213
Southeast Missouri	28	7	12	7	2	2	0	3	0	3	1	0	0	0	0	6	21	7	1	.385
Toledo	25	5	6	5	0	0	2	6	0	1	0	1	0	1	0	4	18	6	1	.220
Southeast Missouri	24	1	4	1	1	0	1	1	0	0	1	1	0	0	0	13	21	3	0	.348
Drake	29	6	9	6	0	1	0	4	0	3	0	0	0	1	0	9	21	2	0	.240
Southeast Missouri	14	0	1	0	0	0	0	1	0	0	0	0	1	0	0	2	13	1	2	.323
Wichita State	21	8	9	8	4	0	1	2	0	1	0	0	1	1	0	0	15	4	0	.267
Southeast Missouri	28	10	14	9	0	1	4	2	0	2	0	0	0	0	0	1	15	3	0	.350
Abilene Christian	18	2	4	2	0	0	1	2	0	0	0	0	1	0	0	7	5	2	4	.262
Southeast Missouri	21	3	5	3	3	0	0	1	0	0	0	1	0	0	0	7	14	3	2	.338
Louisiana Tech	26	11	13	11	4	0	0	5	0	3	0	1	1	0	0	8	15	4	1	.294
Southeast Missouri	28	8	10	8	0	1	2	5	0	3	0	0	1	0	0	3	18	2	1	.341
Fairleigh Dickinson	19	0	2	0	0	0	0	3	0	0	0	0	1	0	0	9	18	7	1	.277
Southeast Missouri	29	7	8	3	1	1	1	3	0	4	0	0	0	0	0	1	21	6	1	.333
Mississippi Valley State	25	0	4	0	0	0	0	1	0	0	0	0	1	0	0	9	18	10	4	.265
Southeast Missouri																				
Arkansas																				
Southeast Missouri																				
Drake																				
Southeast Missouri																				
Arkansas																				
Southeast Missouri																				
Drake																				
Southeast Missouri																				
IUPUI																				
Southeast Missouri																				
UL-Monroe																				
Southeast Missouri																				
Central Arkansas																				
Southeast Missouri																				
Missouri State																				
Southeast Missouri																				
Coppin State																				
Southeast Missouri																				
Loyola-Chicago																				
Southeast Missouri																				
Loyola-Chicago																				
Southeast Missouri																				
UMKC																				
Southeast Missouri																				
Kansas																				
Southeast Missouri																				
UMKC																				
Southeast Missouri																				
Kansas																				
Southeast Missouri																				
Maine																				
Southeast Missouri																				
Missouri State																				
Southeast Missouri																				
Northern Illinois																				
Southeast Missouri																				
Omaha																				
Southeast Missouri																				
Detroit-Mercy																				

YOUR REDHAWKS

GAME-BY-GAME HITTING

Southeast Missouri

Omaha

Southeast Missouri

Southern Illinois

Southeast Missouri

Tennessee State

Southeast Missouri

Tennessee State

Southeast Missouri

Belmont

Southeast Missouri

Belmont

Southeast Missouri

Morehead State

Southeast Missouri

Morehead State

Southeast Missouri

Eastern Kentucky

Southeast Missouri

Eastern Kentucky

Southeast Missouri

SIU Edwardsville

Southeast Missouri

SIU Edwardsville

Southeast Missouri

UT Martin

Southeast Missouri

UT Martin

Southeast Missouri

Austin Peay

Southeast Missouri

Austin Peay

Southeast Missouri

Murray State

Southeast Missouri

Murray State

Southeast Missouri

Eastern Illinois

Southeast Missouri

Eastern Illinois

Southeast Missouri

Missouri

Southeast Missouri

Missouri

Southeast Missouri

Tennessee Tech

Southeast Missouri

Tennessee Tech

Southeast Missouri

Jacksonville State

Southeast Missouri

Jacksonville State

YOUR REDHAWKS

GAME-BY-GAME PITCHING

Opponent	IP	H	R	ER	BB	SO	2B	3B	HR	WP	BK	HBP	DP	IBB	Score	W-L	SV	ERA
Southeast Missouri	7.0	7	3	3	6	5	1	0	1	0	0	1	0	0	7-3	1-0	0	3.86
South Dakota State	7.0	12	7	7	4	1	1	1	0	1	0	0	0	0	3-7	0-1	0	9.00
Southeast Missouri	7.0	5	1	1	3	5	0	0	0	1	0	1	0	0	5-1	2-0	0	2.57
Northern Iowa	7.0	8	5	5	3	2	3	1	0	1	0	1	0	0	1-5	0-2	0	7.71
Southeast Missouri	5.0	4	0	0	1	4	1	0	0	0	0	0	1	0	16-0	3-0	0	1.89
Northern Iowa	5.0	13	16	8	9	2	0	1	2	1	0	1	0	0	0-16	0-3	0	9.47
Southeast Missouri	7.0	6	5	5	6	4	0	0	2	2	0	1	1	0	7-5	4-0	1	3.12
Toledo	6.0	12	7	7	3	6	2	2	0	1	0	0	0	0	5-7	0-4	0	9.72
Southeast Missouri	7.0	9	6	6	4	9	0	1	0	0	0	0	0	0	1-6	4-1	1	4.09
Drake	7.0	4	1	1	1	13	1	0	1	1	0	1	0	0	6-1	1-4	0	7.88
Southeast Missouri	4.1	9	8	6	2	0	4	0	1	0	0	0	0	0	0-8	4-2	1	5.06
Wichita State	5.0	1	0	0	1	2	0	0	0	0	0	0	1	0	8-0	2-4	0	6.81
Southeast Missouri	5.0	4	2	2	2	7	0	0	1	0	0	0	0	0	10-2	5-2	1	4.89
Abilene Christian	4.1	14	10	10	2	1	0	1	4	0	1	0	0	0	2-10	2-5	0	8.27
Southeast Missouri	4.2	13	11	9	5	8	4	0	0	1	0	1	0	0	3-11	5-3	1	6.13
Louisiana Tech	5.0	5	3	0	1	7	3	0	0	0	0	1	0	0	11-3	3-5	0	7.38
Southeast Missouri	6.0	2	0	0	3	9	0	0	0	1	0	0	1	0	8-0	6-3	1	5.43
Fairleigh Dickinson	6.0	10	8	8	5	3	0	1	2	0	0	0	0	0	0-8	3-6	0	7.91
Southeast Missouri	7.0	4	0	0	1	9	0	0	0	0	0	0	0	0	7-0	7-3	1	4.80
Mississippi Valley State	6.0	8	7	3	3	1	1	1	1	0	0	0	0	0	0-7	3-7	0	7.56
Southeast Missouri																		
Arkansas																		
Southeast Missouri																		
Drake																		
Southeast Missouri																		
Arkansas																		
Southeast Missouri																		
Drake																		
Southeast Missouri																		
IUPUI																		
Southeast Missouri																		
UL-Monroe																		
Southeast Missouri																		
Central Arkansas																		
Southeast Missouri																		
Missouri State																		
Southeast Missouri																		
Coppin State																		
Southeast Missouri																		
Loyola-Chicago																		
Southeast Missouri																		
Loyola-Chicago																		
Southeast Missouri																		
UMKC																		
Southeast Missouri																		
Kansas																		
Southeast Missouri																		
UMKC																		
Southeast Missouri																		
Kansas																		
Southeast Missouri																		
Maine																		
Southeast Missouri																		
Missouri State																		
Southeast Missouri																		
Northern Illinois																		
Southeast Missouri																		
Omaha																		
Southeast Missouri																		
Detroit-Mercy																		

YOUR REDHAWKS

GAME-BY-GAME PITCHING

Southeast Missouri

Omaha

Southeast Missouri

Southern Illinois

Southeast Missouri

Tennessee State

Southeast Missouri

Belmont

Southeast Missouri

Belmont

Southeast Missouri

Morehead State

Southeast Missouri

Morehead State

Southeast Missouri

Eastern Kentucky

Southeast Missouri

Eastern Kentucky

Southeast Missouri

SIU Edwardsville

Southeast Missouri

SIU Edwardsville

Southeast Missouri

UT Martin

Southeast Missouri

UT Martin

Southeast Missouri

Austin Peay

Southeast Missouri

Austin Peay

Southeast Missouri

Murray State

Southeast Missouri

Murray State

Southeast Missouri

Eastern Illinois

Southeast Missouri

Eastern Illinois

Southeast Missouri

Missouri

Southeast Missouri

Missouri

Southeast Missouri

Tennessee Tech

Southeast Missouri

Tennessee Tech

Southeast Missouri

Jacksonville State

Southeast Missouri

Jacksonville State

YOUR REDHAWKS

GAME-BY-GAME LINEUPS

Opponent	P	C	1B	2B	3B	SS	LF	CF	RF	DP
South Dakota State	Thogmartin	Donald	Ellis	Bandy	Barnouski	Messex	Gallo	R. Anderson	Arellanes	Rheinecker
Northern Iowa	Estes	Emert	Ellis	Bandy	Barnouski	Messex	Gallo	R. Anderson	Arellanes	Harris
Northern Iowa	Thogmartin	Donald	Ellis	Bandy	Barnouski	Messex	Gallo	R. Anderson	Arellanes	Rheinecker
Toledo	Estes	Pena	Ellis	Bandy	Barnouski	Messex	Gallo	R. Anderson	Arellanes	K. Anderson
Drake	Thogmartin	Pena	Ellis	Bandy	Barnouski	Messex	Gallo	R. Anderson	Arellanes	Rheinecker
Wichita State	Estes	Donald	Ellis	Bandy	Barnouski	Messex	Gallo	R. Anderson	Arellanes	Rheinecker
Abilene Christian	Thogmartin	Emert	Ellis	Bandy	Barnouski	Messex	Gallo	R. Anderson	Arellanes	K. Anderson
Louisiana Tech	Rook	Donald	Ellis	Bandy	Barnouski	Messex	Gallo	R. Anderson	Arellanes	Conway
Fairleigh Dickinson	Estes	Emert	Ellis	Bandy	Barnouski	Messex	Gallo	R. Anderson	Arellanes	Harris
Mississippi Valley State	Thogmartin	Donald	Ellis	Bandy	Barnouski	Messex	Gallo	R. Anderson	Arellanes	Rheinecker
Arkansas										
Drake										
Arkansas										
Drake										
IUPUI										
UL-Monroe										
Central Arkansas										
Missouri State										
Coppin State										
Loyola-Chicago										
Loyola-Chicago										
UMKC										
Kansas										
UMKC										
Kansas										
Maine										
Missouri State										
Northern Illinois										
Omaha										
Detroit-Mercy										
Omaha										
Southern Illinois										
Tennessee State										
Tennessee State										
Belmont										
Belmont										
Morehead State										
Morehead State										
Eastern Kentucky										
Eastern Kentucky										
SIU Edwardsville										
SIU Edwardsville										
UT Martin										
UT Martin										
Austin Peay										
Austin Peay										
Murray State										
Murray State										
Eastern Illinois										
Eastern Illinois										
Missouri										
Missouri										
Tennessee Tech										
Tennessee Tech										
Jacksonville State										
Jacksonville State										

YOUR REDHAWKS

2019 STATISTICS

HITTING GAME HIGHS

At bats:	32	vs South Dakota State (02-08-19)
Runs scored:	16	at UNI (02-09-19)
Hits:	14	vs Abilene Christian (02-15-19)
RBIs:	13	at UNI (02-09-19)
Doubles:	3	(2 games)
Triples:	2	vs Toledo (02-09-19)
Home runs:	4	vs Abilene Christian (02-15-19)
Total bases:	28	vs Abilene Christian (02-15-19)
Walks:	9	at UNI (02-09-19)
Strikeouts:	13	vs Drake (02-10-19)
Sac hits:	1	(2 games)
Stolen bases:	4	vs Miss Valley State (02-17-19)
Hit by pitch:	1	(4 games)
Caught stealing:	1	(2 games)
Runners LOB:	8	(3 games)
Hit into DP:	1	vs Wichita State (02-15-19)

FIELDING GAME HIGHS

Putouts:	21	(5 games)
Assists:	7	vs Toledo (02-09-19)
Errors:	3	at UNI (02-08-19)
Passed balls:	1	(2 games)
DPs turned:	1	(3 games)

PITCHING GAME HIGHS

Innings pitched:	7.0	(5 games)
Runs allowed:	11	at Louisiana Tech (02-16-19)
Earned runs:	9	at Louisiana Tech (02-16-19)
Walks allowed:	6	(2 games)
Strikeouts:	9	(3 games)
Hits allowed:	13	at Louisiana Tech (02-16-19)
Doubles allowed:	4	(2 games)
Triples allowed:	1	vs Drake (02-10-19)
Homers allowed:	2	vs Toledo (02-09-19)
Wild pitches:	2	vs Toledo (02-09-19)
Hit batters:	1	(4 games)

INDIVIDUAL HITTING GAME HIGHS

At bats:	5	ANDERSON, Rachel at UNI (02-09-19)
Runs scored:	3	(5 games)
Hits:	3	(6 games)
RBIs:	4	(3 games)
Doubles:	1	(11 games)
Triples:	1	(8 games)
Home runs:	1	(10 games)
Total bases:	8	(2 games)
Walks:	3	ARELLANES, Mykaela at UNI (02-09-19)
Strikeouts:	2	(5 games)
Sac hits:	1	(3 games)
Stolen bases:	1	(17 games)
Hit by pitch:	1	(4 games)
Caught stealing:	1	(2 games)
Runners LOB:	4	MESSEX, Sarah at UNI (02-09-19)

INDIVIDUAL FIELDING GAME HIGHS

Putouts:	10	DONALD, Rachael vs Miss Valley State (02-17-19)
Assists:	3	BARNOUSKI, Addison vs Abilene Christian (02-15-19)
Errors:	3	BARNOUSKI, Addison at UNI (02-08-19)
Passed balls:	1	(2 games)

INDIVIDUAL PITCHING GAME HIGHS

Innings pitched:	5.0	(3 games)
Runs allowed:	7	ANDERSON, Kaylee at Louisiana Tech (02-16-19)
Earned runs:	6	THOGMARTIN, Haley vs Drake (02-10-19)
Walks allowed:	4	THOGMARTIN, Haley vs South Dakota St. (02-08-19)
Strikeouts:	7	(2 games)
Hits allowed:	8	ANDERSON, Kaylee at Louisiana Tech (02-16-19)
Doubles allowed:	2	(3 games)
Triples allowed:	1	THOGMARTIN, Haley vs Drake (02-10-19)
Homers allowed:	2	ESTES, Alexis vs Toledo (02-09-19)
Wild pitches:	2	ROOK, Rachel vs Toledo (02-09-19)
Hit batters:	1	(4 games)

SOUTHEAST MISSOURI'S RECORD

Overall:	7-3
At Home:	0-0
On the Road:	2-1
At Neutral Sites:	5-2
Against Non-OVC Opponents:	7-3
Against OVC Opponents:	0-0
In Home OVC Games:	0-0
In Away OVC Games:	0-0
vs. Ranked Teams:	0-0
In February:	7-3
In March:	0-0
In April:	0-0
In May:	0-0
On Mondays:	0-0
On Tuesdays:	0-0
On Wednesdays:	0-0
On Thursdays:	0-0
On Fridays:	3-1
On Saturdays:	3-1
On Sundays:	1-1
In Day Games:	5-3
In Night Games:	2-0
In Extra Inning Games:	0-0
When Redhawks Score First:	4-1
When Opponents Score First:	3-2
vs. Left-Handed Starter:	2-2
vs. Right-Handed Starter:	5-1
In 1-Run Games:	0-0
In 2-Run Games:	1-0
In 5+ Run Games:	4-3
Shutouts:	3-1
When Leading After Six Innings:	4-0
When Trailing After Six Innings:	0-1
When Tied After Six Innings:	0-0
When Redhawks Starter Goes 6 or more Innings:	0-0
When Redhawks Get 10 or more Hits:	5-0
When Redhawks Outthit Opponents:	7-0
When Redhawks Get Outthit:	0-3
When Hits are Tied:	0-0
When Scoring 0-2 Runs:	0-2
When Scoring 3-5 Runs:	1-1
When Scoring 6-9 Runs:	4-0
When Scoring 10+ Runs:	2-0
When Opponents Score 0-2 Runs:	5-0
When Opponents Score 3-5 Runs:	2-0
When Opponents Score 6-9 Runs:	0-2
When Opponents Score 10+ Runs:	0-1
Without Hitting a Home Run:	3-2
When Hitting 1 Home Run:	1-1
When Hitting 2+ Home Runs:	3-0
Committing 0 Errors:	2-1
Committing 1 Error:	4-0
Committing 2+ Errors:	1-2