

YOUR REDHAWKS

2019 BASEBALL MEDIA GUIDE



#LETSSOAR





**DO
YOU
HAVE
THE
WILL
TO**

serve all
community
members?



**SOUTHEAST MISSOURI
STATE UNIVERSITY · 1873**



TABLE OF CONTENTS

INTRO TO REDHAWK BASEBALL

Media Information	2-3
Capaha Field	4-7
Academic Excellence	8-9
Social Development	10-11
Competitive Success	12-13
Sports Medicine	14-15
Under Armour	16-17
President Carlos Vargas	18-19
Director of Athletics Brady Barke	20-21
Athletics Staff	22-24

SEASON PREVIEW

Season Preview	26-29
Meet the Team	30-31
Schedule	32

COACHES

Head Coach Andy Sawyers	34-35
Assistant Coaches	36-37

PLAYER BIOS

Returnees	40-53
Newcomers	54-57

YEAR IN REVIEW

2018 Final Statistics	60-66
Line Scores	67-71
Miscellaneous Statistics	72

OPPONENTS

2019 Opponents	74-76
All-Time Series	76-84

THIS IS THE OVC

OVC History	86-87
2019 OVC Tournament	88-89
OVC Staff	90
OVC Opponents	91-96

HISTORY AND RECORD BOOK

Hitting Records	98-99
Pitching Records	100-101
Miscellaneous Records	102
Coaching History	103
Annual Leaders	104-111
Year-By-Year Results	112-120
OVC Tournament History	121
Honors & Awards	122-123
All-Time Roster	124-127
MLB Draftees	128

THIS IS SEMO

University Pages	130-135
------------------------	---------

CREDITS

The 2019 Southeast Missouri Baseball Information Guide was written, edited, and designed by Assistant Strategic Communications Director Morgan Harding. Cover design by Morgan Harding and additional graphics assistance provided by Josh Russell. Photography by Marc Mahnke, Wayne McPherson, Josh Russell, and Morgan Harding. Other editorial assistance by Associate Director of Athletics for Strategic Communications Jeff Honza, and Strategic Communications Graduate Assistant Eric Mueller. Special thanks to opposing sports information directors for contributing information and images for the opponents section of this guide. Logos and head shots of professional players courtesy of Major League Baseball organizations.



MEDIA

CREDENTIALS

Credentials are required for entrance to the Capaha Field Press Box. To request season or single-game credentials, please contact Southeast Missouri Assistant Strategic Communications Director Morgan Harding by phone (573) 651-2294 or email at mharding@semo.edu.

PRESS BOX DECORUM

Professional decorum is expected at all times in the Capaha Field Press Box. Cheering or outward expression is strictly prohibited.

PHOTOGRAPHERS

Photographers are encouraged to use caution when shooting at Capaha Field. Working photographers may shot on either side of both dugouts. Please be aware of foul balls in those areas.

INTERVIEW REQUEST

All interview requests for Southeast Missouri student-athletes and coaches must be arranged through the Southeast Missouri Strategic Communications office. Request can be made by calling Morgan Harding (573) 651-2294. Harding can also be reached by email at mharding@semo.edu or on her cell at (812) 306-8211.

POSTGAME INTERVIEW

All interview requests for Southeast Missouri student-athletes and coaches must be made to a member of the Southeast Strategic Communications staff prior to the end of each game. . Sawyers will join press conferences immediately following his postgame radio obligation with the Redhawks Radio Network.

BASEBALL EMAIL LIST

If you would like to be added to the Southeast Missouri baseball email list to receive breaking news about the team, please email Morgan Harding at mharding@semo.edu. The official athletics website, GoSoutheast.com, is the best source for up-to-date team information.

GAME DAY SERVICES

Statistics, rosters, and game notes will be provided prior to each game. Final box scores will be distributed after all contests.

PARKING

There is no designated parking at Capaha Field. Parking is on a first-come, first-serve basis, so please arrive early.

Please be aware that foul balls are hit into the parking lots, so cars may be hit.

ESPN+

Fans can watch select Southeast Missouri's home events on ESPN+. The Southeast Missouri Department of Athletics will produce the Redhawks home webcasts this season. For dates that will be broadcasted, check GoSoutheast.com.

LIVE STATS SERVICES

Live stats are available for free, provided by StatBroadcast. Live stat links for each home game are available on GoSoutheast.com. Live stats are also available for free on mobile devices at SoutheastStats.com.

STATISTICAL SERVICES

Erik Sean is in his 21st year as the "Voice of the Redhawks". Sean is the Director of Sports Operations for Mississippi River Radio's eight radio stations in Cape Girardeau. Jess Bolen will again assists Sean on the Redhawks Radio Network this year. Fans can listen to all games on SEMO ESPN 1220 AM.





@GOSOUTHEAST
@SEMOBASEBALL



GOSOUTHEAST



GOSOUTHEAST SEMOREDHAWS



#LETSSOAR

INFORMATION

STRATEGIC COMMUNICATIONS



JEFF HONZA, ASSISTANT ATHLETICS DIRECTOR FOR STRATEGIC COMMUNICATIONS

Football, Men's Basketball, Softball, Administration

Office: (573) 651-2933

Cell: (618) 528-1145

Email: jhonza@semo.edu, redhawk1@me.com

SOUTHEAST MISSOURI STRATEGIC COMMUNICATIONS

One University Plaza MS 0200

Cape Girardeau, MO 63701

Phone: (573) 651-2294

Fax: (573) 651-2810



MORGAN HARDING, ASSISTANT DIRECTOR OF STRATEGIC COMMUNICATIONS

Soccer, Women's Basketball, Baseball, Secondary Volleyball, Secondary Gymnastics

Office: (573) 651-2294

Cell: (812) 306-8211

Email: mharding@semo.edu



ERIC MUELLER, GRADUATE ASSISTANT

Volleyball, Cross Country, Gymnastics, Track & Field, Tennis

Office: (573) 651-2937


Cell: (630) 267-5145

Email: ejmueller@semo.edu

GOSOUTHEAST.COM



GOSOUTHEAST.COM



CAPAHA

Capaha Field is the home of Southeast Missouri Baseball.

Located just two blocks west of Southeast's campus, Capaha Field is owned and operated by the City of Cape Girardeau.

Capaha Field underwent a \$18 million renovation that featured all-new synthetic turf prior to the 2017 season. Other upgrades at this time included a new state-of-the-art scoreboard equipped with video capabilities, a new outfield fence and new bullpens. Other improvements involved new paint and fencing around the field.

In addition to the ball field, Capaha Park features playgrounds, a pond, picnic areas,

and a recently added disc golf course.

Redhawk fans enjoy watching the Redhawks from the hillsides behind the first base dugout and beyond the left field wall. Southeast consistently leads the Ohio Valley Conference in home attendance every year.

Capaha Field includes a state-of-the-art press box which was completed for the start of the 2006 season. This press box, which is fully equipped with televisions, a kitchen/lounge area and restrooms, gives staff and media an excellent view behind home plate.

The dimensions of Capaha Field are 330 feet down the lines, 375 to the alleys, and 400 to straightaway center field. The

fence running along the outfield is nine feet high.

Southeast Baseball has called Capaha Field home since the program's inception in 1959.

Over the last 12 years, over 160,000 fans have come to Capaha to watch Southeast Missouri baseball in 315 home contests. In those contests, SEMO is 202-113.

In each of the last 12 seasons, over 10,000 fans have flocked to Capaha Field. Southeast had just over 17,000 fans attend games last season, with an average with 658 attending each home contest.

In Southeast's Ohio Valley Conference championship seasons from 2014-2016, the Redhawks had over 46,000 fans (750 average) while going 47-16 (.746)

at home.

Capaha Field also serves as the current home of the Capahas, the oldest amateur baseball team in America and the newly founded wooden bat league team, Cape Catfish.



FIELD

Attendance at Capaha Field				
Year	Attendance	W-L	Total	Average
2007	10,190	20-10	30	340
2008	10,101	14-13	27	374
2009	11,021	16-13	29	380
2010	11,566	21-6	27	428
2011	10,782	19-7	26	415
2012	12,762	15-16	31	412
2013	11,557	14-17	31	373
2014	12,419	15-5	20	621
2015	12,044	14-5	19	634
2016	21,556	18-6	24	898
2017	20,456	18-7	25	818
2018	17,113	18-8	26	659
Total	161,567	202-113	315	513









ACADEMIC

The Holcomb Success Center offers Southeast Missouri student-athletes a place to study and develop as students and campus leaders.

It is located in the Student Recreation Center, just south of Houck Field. The Holcomb Success Center offers a computer lab with 18 work terminals, study areas and rooms for group meetings. The facility houses the Southeast Academic Services staff and main weight room for Redhawk student-athletes.

The beautiful facility has enhanced the outstanding work in the classroom already enjoyed by Southeast student-athletes.

Last year, the Redhawks recorded a 3.17 cumulative grade

point average in the spring semesters. Women's tennis paved the way with a 3.87 cumulative GPA, while women's cross country (3.66) and women's soccer (3.65) followed close behind.

In all, 85 student athletes finished the spring 2018 semester with 3.50 or higher GPAs, and 51 finished with perfect 4.0s.

After the 2018-19 academic year, a total of 12 baseball student-athletes were named to the OVC Commissioner's Honor Roll.

Tutors are available for all student-athletes as needed. In addition, both attendance and academic progress is monitored through regular checks with faculty.

A special course is required for all first time student-athletes at Southeast. The course, which offers three credit hours, is part of a comprehensive program developed to address study skills and life skills topics, and thus, enhance retention and academic success for student-athletes.

Entering student-athletes are evaluated for academic preparedness and assigned to appropriate categories. Student-athletes can also receive individualized academic programs which include meeting with a mentor bi-weekly to discuss academic progress.

The Holcomb Success Center staff works to get athletes involved in campus and community projects, as

well. This is done to provide a support structure and greater opportunity for academic success. Through the NCAA's CHAMPS/Life Skills Program, the Holcomb Success Center gives student-athletes personal and professional skills in order to facilitate successful and productive futures.



EXCELLENCE





SOCIAL

Student-Athletes and coaches at Southeast Missouri are dedicated to giving back to the community that so generously supports them.

Redhawk baseball student-athletes have opportunities to participate in a variety of community service activities each year. Community involvement helps provide a support structure and greater opportunity for academic success.

Southeast baseball and women's soccer have teamed together in efforts to volunteer at local Franklin Elementary school. The two teams trade off semesters

and each athlete volunteers at least one hour a week in the classrooms. Most student athletes have volunteered to continue to attend for longer and during their competitive seasons.

We are proud of the level of commitment shown by our student-athletes and always encourage them to participate in community service projects here at Southeast.

Southeast student-athletes also have the opportunity to participate in the Redhawks BRIDGE Program. The mission of the Redhawks BRIDGE Program is

to develop a comprehensive student-athlete development program by Building Responsible Individuals and Delivering Gainful Experiences. This program provides student-athletes with both leadership and life skills experiences through interactive programming that will prepare them to be successful in life after athletics. The leadership programming that will teach student-athletes about Southeast's culture and allow them to learn, develop, and apply leadership skills. The life skills programming provides educational programs designed to assist

student-athletes in identifying and applying transferable skills and experiences to prepare them to succeed outside of the athletic arena.

#LETSSOAR



DEVELOPMENT





COMPETITIVE

Southeast Missouri's Strength and Conditioning program is committed to developing the total student-athlete through their experiences within a competitive training environment.

Southeast's weight room renovations at the Holcomb Success Center were completed in January, 2016.

Indoor turf, weights, equipment and lifting platforms were added as part of the renovation, which cost \$500,000. The facility now has more space and equipment to handle Southeast's larger teams or multiple teams training at the same time. Branding and new lighting were also included in the overall project.

The newly-renovated weight room enhances training with the best equipment available and is

able to accommodate larger teams or multiple teams training at the same time.

TRAINING PRINCIPLES FOR SOUTHEAST ATHLETES

1. *Reduce the risk of injuries*
 - If a student-athlete is injured, he/she will not be able to compete at practice or games.
2. *Ensure the athletes are optimally prepared to compete*
 - It is our responsibility to best manage all stressors that are placed on the student-athletes body in order to achieve the best results on the playing field.

3. *Maximize athletic ability*
 - We challenge each athlete, both physically and mentally, in order to achieve optimal results.

EXERCISES FOR SOUTHEAST ATHLETES ARE BASED ON THE FOLLOWING PRINCIPLES:

1. *Ground Based Movements*
 - Athletes compete with their feet on the ground, and therefore, should train that way. The ability to produce force against the ground determines how fast athletes can run and how high they can jump.

2. *Three-Dimensional Movements*
 - Athletes must be able to stabilize themselves in all planes of movement. A fancy way of saying we use free weights (barbells/dumbbells vs. machines).

3. *Multi-Joint Movements*
 - Very rarely in sport do athletes isolate one single joint at a time. Athletes can train more muscle mass at the same time.



SUCCESS





SPORTS

Prevention. Treatment. Rehabilitation. Education. Those are the four primary phases of athletic training, and the Southeast Missouri athletic training staff strives to fulfill all of those areas when working with student-athletes on a daily basis.

Southeast student-athletes are offered the best care possible by the athletic training staff. The Sports Medicine department includes five full-time athletic trainers, six graduate assistants and several student assistants. The staff serves student-athletes around-the-clock at numerous facilities on campus.

The athletic trainers begin treatments and rehabilitation starting as early as 6 a.m., and are available until the last student-athlete is through.

There are currently four athletic

training facilities on campus. The staff treats out of the Rosengarten Athletic Complex, where the primary training room is located. There are two other satellite athletic training rooms, including one at Houck Field House and one at the Show Me Center.

The Southeast athletic training rooms are equipped with stationary bikes, hand weights, therapeutic modalities and the latest physical therapy equipment. Each component is strategically designed to not only give the student-athlete the best care, but also to aid in returning to competition as quickly as possible.

Southeast Athletic Training has strong working relationships with local physicians and two hospitals in Cape Girardeau. It is from

these hospitals that the Athletic Training department is assisted by four orthopedic physicians.

The Southeast Athletic Training program prides and commits itself to providing the best comprehensive, personalized and efficient healthcare to its student-athletes. Delivery of healthcare focuses on the prevention and management of athletic-related injuries or illnesses, while adhering to the National Athletic Trainers' Board of Certification Standards of Professional Practice. Our high quality of athletic healthcare is provided in combination with the education of athletic training students.



MEDICINE





REDHAWKS &

Southeast Missouri and Under Armour, Inc. (NYSE: UA, UAA) announced a new partnership agreement. The Baltimore-based global leader in performance footwear, apparel and equipment became the official outfitter of Southeast Missouri Athletics beginning July 1, 2018.

As part of the multi-year agreement, Under Armour will provide on-field and training gear for 15 sports. Additionally, Under Armour will outfit members of the athletic department including coaches and staff.

"We are extremely excited to announce our partnership with Under Armour and BSN SPORTS to outfit our student-athletes and coaches with the highest quality apparel in the market," said Director of Athletics Brady

Barke. "Having two of the industry leaders in athletic apparel associated with us will expand the resources available to each of our teams and significantly benefit our student-athletes."

The new official outfitter agreement includes marketing entitlement that will complement Under Armour's brand marketing campaigns through print and venue presence at the University.

Southeast Missouri's athletic programs include football, men's basketball, women's basketball, baseball, men's cross country, women's cross country, softball, women's tennis, volleyball, women's soccer, men's outdoor track & field, men's indoor track & field, women's outdoor track & field, women's indoor track & field and women's gymnastics.

The Redhawks compete at

the NCAA Division I level and are part of the NCAA Football Championship Subdivision (formerly I-AA) in football. Southeast first became a member of the Ohio Valley Conference when it moved to NCAA Division I in 1991-92. The Redhawks have won 53 OVC regular-season championships and 18 OVC tournament titles during their first 26 years in the league. Southeast also won seven Women's All-Sports trophies in that span.

Southeast Missouri joins the growing Under Armour roster of NCAA partners that includes the University of California, Los Angeles, University of California, Berkeley, University of Wisconsin, University of Notre Dame, Naval Academy Athletic Association, University of Maryland, Texas Tech University, Northwestern

University, University of Cincinnati, Boston College, University of Utah, University of South Carolina and Auburn University.

ABOUT UNDER ARMOUR

Under Armour, Inc., headquartered in Baltimore, Maryland is a leading innovator, marketer and distributor of branded performance athletic apparel, footwear and accessories. Designed to make all athletes better, the brand's innovative products are sold worldwide to consumers with active lifestyles. The company's Connected Fitness™ platform powers the world's largest digitally connected health and fitness community. For further information, visit www.uabiz.com.



UNDER ARMOUR





PRESIDENT

Dr. Carlos Vargas became the 18th president of Southeast Missouri State University July 1, 2015, after having served as acting president at Kutztown University of Pennsylvania.

Since becoming president, Dr. Vargas has launched initiatives to marshal the resources, leverage opportunities and address a variety of challenges and needs of Southeast Missouri State University. He has set as primary goals for the institution the support for student persistence and retention.

He has encouraged and supported the identification and development of innovative academic programs, including bachelor's degrees in Unmanned Aircraft Systems, Geographic Information Science, and

industrial and systems engineering. He has continued to support the globalization of the campus through expansion of study-abroad experiences, extensive engagement of international students, and encouragement of students on campus and abroad to explore cultural interaction. He has championed the work of the President's Task Force on Diversity Education and continued emphasizing the expectations for enhancement of the teacher-scholar model. Under President Vargas' leadership, regional partnerships and collaborations have been solidified, including several joint initiatives with Three Rivers, Mineral Area and other community colleges.

Prior to assuming the presidency at Southeast, Dr.

Vargas served one year as acting president of Kutztown University, where he also served as the provost and vice president for academic and student affairs.

Prior to his tenure at Kutztown, Dr. Vargas was at Central State University in Wilberforce, Ohio, where he served as provost and vice president for academic affairs. He previously served in several roles at Kent State University (Ohio) for a total of 18 years, including founding director of the program on electron beam technology. He was also Kent's associate dean for research, interim assistant dean for research and interim assistant dean for the School of Technology. He started his tenure at Kent State in 1985 as a professor, and continued to teach until his departure from the

university in 2003.

Dr. Vargas began his career in higher education at the National Autonomous University of Mexico (UNAM), from which he received a Bachelor of Science in physics.

He earned his Ph.D. in physics and aerospace science from the University of Michigan and he has Master of Science degrees from Michigan in both physics and aerospace science. He is married to Pam Vargas, who currently serves as director of Research and Grant Development at Southeast, and they have a son, a daughter, and two granddaughters.




VARGAS

SOUTHEAST MISSOURI STATE BOARD OF REGENTS



EDWARD P. GARGAS
President



PHILLIP M. BRITT



TINA L. KLOCKE



JAY B. KNUDTSON



JAMES P. LIMBAUGH



KENDRA NEELY-MARTIN



LUKE M. LEGRAND
Student Representative





BRADY

Brady Barke is in his third year as Southeast Missouri's Director of Athletics.

Barke served as the Interim Director of Athletics since July, 2015, before being named to the permanent position of Director of Athletics on June 7, 2016.

Most recently, Barke reached a multi-year agreement with Under Armour. The Baltimore-based global leader in performance footwear, apparel and equipment became the official outfitter of Southeast Missouri Athletics on July 1, 2018.

As part of the multi-year agreement, Under Armour will provide on-field and training gear for 15 sports. Additionally, Under Armour will outfit members of the athletic department including coaches and staff.

Academically, Southeast's athletic teams recorded a 3.21

cumulative grade point average in 2017-18. Women's tennis paved the way with a 3.76 cumulative GPA, while gymnastics, women's cross country and women's soccer followed close behind with 3.70, 3.69 and 3.68 marks, respectively.

In all, 211 student-athletes finished with a 3.0 or higher cumulative GPA, including 12 with a 4.0 and 115 at 3.5 or better. That total accounted for over 64 percent of the entire student-athlete population.

During his first year in 2016-17, Barke introduced Andy Sawyers as the Redhawks head baseball coach and worked tirelessly on two major renovation projects.

Nearly a month after Sawyers was hired, Southeast Missouri State and the City of Cape Girardeau officially broke ground on Capaha Field. New synthetic turf, new fencing and a digital scoreboard in the outfield were


added as part of the \$1.8 million project that was completed before Southeast's season-opener. More improvements are in the works at Capaha Field.

On Feb. 3, 2017, Southeast formally dedicated Holcomb Success Center. To honor the long-time service and philanthropy of Dr. John and Judy Holcomb, the University named the facility the Holcomb Success Center located in the Student Recreation Center-South.

Indoor turf, weights, equipment and lifting platforms were added as part of the renovation at a cost of \$500,000. The facility now has more space and equipment to handle Southeast's larger teams or multiple teams training at the same time. Barke helped secure the Holcombs gift, the largest single cash gift in Southeast Athletics history.

Major improvements were also made to the second floor of the building where athletic academic services are housed. This space provides student-athletes with places to study and features a computer lab with 30 work terminals and rooms for group meetings. Staff members assist student-athletes with life skills development, academic advising and academic progress toward degree requirements and NCAA eligibility.

More than \$240,000 in pledges for the Redhawks Club unrestricted booster fund has been raised under Barke's leadership. It is the largest total since the 2003-04 school year. More than \$266,000 was raised in Sponsorship & Marketing contracts for FY18 marking the fourth-consecutive year of Sponsorship and Marketing revenues.



BARKE

Football and volleyball ticket sales revenue were the second-highest total in the last 12 years.

Barke has also worked hard to enhance Redhawks branding around the community. Redhawk banners, S-E! M-O! billboards, Welcome to Redhawk country and Your Redhawks yard signs are prominently displayed all over Cape Girardeau.

Barke created the Redhawks Trivia Night & Auction, a sold out event that generated over \$40,000 in net revenue its first year. In addition, he launched the Redhawks BRIDGE program which provides student-athletes with both leadership and life skills experiences through interactive programming that will prepare them to be successful in life after athletics.

Barke, senior associate to the president and secretary to the Board of Regents at Southeast,

officially began as Director of Athletics on July 1, 2016.

Barke served as Interim Associate Director of Athletics for Compliance & Student Support Services before being named the Senior Associate to the President and Secretary to the Southeast Missouri State University Board of Regents in 2013.

He began his tenure at Southeast in 2008 as Assistant Director of Athletics for Compliance & Eligibility. Barke previously served as a governance intern with the NCAA national headquarters in Indianapolis, and as a law clerk with the Southern Illinois University-Carbondale Department of Athletics Compliance Office.


Barke has served as a member of the National Association of Athletics Compliance (NAAC), chaired the NAAC Education Committee, and was a member

of the NAAC Board of Directors. He has facilitated the NCAA Regional Leadership Academy, and served on both the NCAA Sports Wagering Task Force and the Olympic Sports Liaison Committee.

Barke has a juris doctorate degree from Southern Illinois University School of Law, an MBA from Southeast Missouri State University, and a bachelor of science degree in biology from Webster University. While a student at Webster, Barke was a member of both the basketball and golf teams and was inducted into the Webster Athletic Hall of Fame.

He and his wife, Halley, are parents of three children, Mabrie, Jackson, and Kolbe.






NATE SAVERINO
Associate Director of
Athletics/External Affairs



DR. ROBERT GREIM
Assistant Director of
Athletics/Compliance



JEFF HONZA
Assistant Director of
Athletics/Strategic Communications



DR SHANNON YATES
Associate Director of Athletics/
Senior Woman Administrator



BEN FOX
Co-Head Athletic Trainer



ELIZABETH BRUCKER
Director of Business
Operations



BETH EASTER
Faculty Athletics Representative

ATHLETICS




KATIE GRIFFIN
Academic Services Director



KAREN GLEESON
Senior Administrative
Assistant



KENT PHILLIPS
Coordinator of Facilities &
Event Management



PHILLIP LADY
Coordinator of Marketing &
Promotions



BRAD KOESTER
Ticket Office Manager




KRISTIN JONES
Assistant Athletic Trainer



MARCIA HENDRIX
Insurance Coordinator



BARB KINSEY
Development



SAMANTHA PAIGE
Academic Services
Coordinator



AMANDA MARTIN
Co-Head Athletic Trainer



HOLLY REYNOLDS
Assistant Athletic Trainer




TATIANNA PARHAM
Sundancers



BILLY HOSKINS
Cheerleaders



REKHA PATTERSON
Head Women's Basketball Coach



CHANTE CRUTCHFIELD
Assistant Women's
Basketball Coach



MORGAN EYE
Assistant Women's
Basketball Coach



BROOKE HENGST
Director of Operations-
Women's Basketball



BRITTANY WINBORNE
Women's Basketball
Graduate Assistant




RICK RAY
Head Men's Basketball Coach



ADAM GORDON
Associate Head Men's
Basketball Coach

STAFF



NICK LAGROONE
Assistant Men's Basketball Coach




KEITH PICKENS
Assistant Men's Basketball Coach



AL MYERS
Director of Operations-
Men's Basketball



ASHLEY LAWSON
Head Gymnastics Coach



CHRIS LICAMELI
Assistant Women's
Gymnastics Coach




RYAN LANE
Cross Country Coach



TOM MATUKEWICZ
Head Football Coach




BRYCE SAIA
Defensive Coordinator /
Secondary Coach



JEROMY MCDOWELL
Offensive Coordinator /
Quarterbacks Coach



MATT MARTIN
Special Teams Coordinator /
Outside Linebackers Coach




TYLER FRENCH
Inside Linebackers Coach




BEN BLAKE
Offensive Line Coach



JUSTIN DRUDIK
Wide Receivers Coach



RAY SMITH
Cornerback Coach




JOE UHLS
Tight Ends Coach /
Football Operations



ERIC CRUMPECKER
Head Track & Field Coach



DANIELLE BURBAGE
Assistant Track & Field Coach



CHRIS NAVARRO
Assistant Track & Field Coach




MARY BETH GUNN
Head Tennis Coach



HEATHER NELSON
Head Women's Soccer Coach

STAFF



PAUL NELSON
Associate Head
Women's Soccer Coach




MARK REDBURN
Head Softball Coach



KRISTEN JONES
Assistant Softball Coach




JULIE YANKUS
Head Volleyball Coach



CARLY THOMAS
Assistant Volleyball Coach



MORGAN HARDING
Assistant Strategic
Communications Director



ERIC MUELLER
Graduate Assistant
Strategic Communications



CHARLIE BALCOM
Coordinator of Digital Media



**SEASON
PREVIEW**

SEASON

Southeast Missouri has an abundance of talent with a strong combination of returnees and newcomers this upcoming 2019 season.

"We have significantly more experience and depth in various positions than we had a year ago," said Head Coach Andy Sawyers. "Last year we returned 622 at bats from the previous season and this year we have over 1,200 returning. With that experience, comes depth. We have a greater competition for playing time than we did last season. It is going to be harder to write a lineup because we have more guys that deserve opportunities and those are good problems to have."

Southeast has 19 returnees from the 2018 season and adds 13 newcomers to its 34-man squad.

In 2018, the Redhawks recorded a 27-30 overall record with a 20-10 mark in conference play. SEMO made its league record 25th-straight Ohio Valley Tournament appearance after finishing second during the regular season.

Although Southeast brings back six position starters and two pitchers with starting experience from last year's squad, the added depth is going to make a difference.

Southeast has some really good leadership in seniors Logan Winder, Alex Nielsen and Hunter Southerland, and junior Danny Wright.

Here is a complete breakdown of the 2019 Redhawks:

Catcher

Southeast has two starters returning for the 2019

season in sophomore **Wade Stauss (Wildwood, Mo.)** and senior **Hunter Southerland (Oklahoma City, Okla.).**

Stauss, who has a power left-handed bat, is projected to start opening day after appearing in 48 games as a true freshman. The sophomore recorded 23 RBI on 27 hits and seven home runs. Stauss dished out 261 putouts from behind the plate for a .990 fielding percentage.

Southerland is a powerful right-handed hitter, who also may see time in the outfield or at designated hitter in addition to his catching duties. He appeared in 15 games, recording four starts in his first season as a Redhawk. Southerland, an Oklahoma City, Oklahoma native, posted a .900 fielding percentage from behind home plate.

Junior **Garrett Stephens (Kansas City, Kan.)** and freshman **Andrew Keck (St. Louis, Mo.)** will join the catchers. Stephens had a .280 batting average at Hutchinson Community College where he recorded seven homers and 44 RBI.

Keck will join the team fresh from a 2018 Missouri State Championship with fellow newcomer Noah Niznik. He earned first-team all-conference honors all four years at St. John Vianney high school and was honored as an Under Armour All-American. Keck recorded three home runs and 35 RBI along with

40 runs and 37 hits his senior season.

"We return our starter in Wade Stauss," coach Sawyers said. "But, we have four catchers in total and all could receive playing time behind the plate. Andrew Keck is a talented freshman that should receive some opportunities early but Hunter Southerland and Garrett Stephens are capable and in the mix for playing time."

Infielders

Connor Basler (Ste. Genevieve, Mo.), Alex Nielsen (Omaha, Neb.) and **Alex Canty (Batavia, N.Y.)** are the returning infielders.

Basler, who appeared in 52 games and started 51 contests, resumes his role as Southeast's shortstop. A steady defender, he collected 20 RBI on 39 hits, with 32 runs and seven doubles during his sophomore campaign.

Alex Nielsen will return at third base where he appeared in 47 games with 39 starts in his first season with the Redhawks. Nielsen had 14 RBI on 28 hits, with three doubles and 21 runs. He also recorded a .969 fielding percentage.

Alex Canty appeared in 28 games last season, starting in 16 contests. He recorded 11 runs, 14 hits and five home runs. Canty recorded a .457 slugging percentage after the 2018 season.

Sophomore **Tyler Wilber (Rossmoor, Calif.)**, junior



OUTLOOK

Austin Blazeovic (Plainfield, Ill.) and freshman **Turner Fritts (Poplar Bluff, Mo.)** round out the infielders.

"We return a couple of starters in Connor Basler and Alex Nielsen," said Coach Sawyers. "Connor is playing the best baseball of his career and will most likely play all three infield spots instead of just shortstop. Tyler Wilber is a physical infielder that will likely begin the year at shortstop and Alex Nielsen continues to play Gold Glove defense at third. Alex Canty and Turner Fritts are also options at second base and Austin Blazeovic has played well so far at first."

Outfield

Seniors **Justin Dirden (O'Fallon, Mo.)** and **Devon Wilson (Houston, Texas)** will be joined by juniors **Danny Wright (Dardenne Prairie, Mo.)** and **Peyton Faulkner (Caruthersville, Mo.)** in the outfield.

After his junior campaign, Dirden was named to the All-OVC First Team, NCBWA Division I All-America Second-Team, and NCAA Division I South All-Region Second Team by ABCA and Rawlings. He boasted a .340 batting average and .665 slugging percentage after 72 hits, 19 doubles, 16 home runs and 46 runs with 68 RBI. Dirden finished with a .989 fielding percentage after appearing in all 57 games last season.

Wright returns for a third season with the Redhawks.

He landed a spot on the OVC All-Rookie and All-Tournament teams as a freshman with a .376 batting average, hitting from both sides of the plate. Wright recorded 29 RBI on 50 hits, three doubles, three home runs and 33 runs scored. He posted a .993 fielding percentage after starting in four different positions in 2018. Wright not only is a switch hitter, but also a utility player that can transition from shortstop to center field and back to third base in the need arises.

Faulkner rounds out the outfield after appearing in 52 games last season and starting in 45 contests. He racked up 22 RBI on 48 hits in his first season as a Redhawk. Faulkner led the OVC in times hit by pitch after wearing 18 pitches in the lone season. He was the lone starter for SEMO to record a perfect fielding percentage last season with 46 putouts in 45 starts that were scattered between the outfield and designated hitter position.

Wilson appeared in 47 games last season with 29 starts. He had 10 stolen bases on 11 attempts, often appearing as a baserunner for the Redhawks. Wilson posted a .305 batting average with 32 hits, three doubles, two triples and one home run.

Southeast welcomes freshman **Brett Gonzalez (Rolla, Mo.)** and juniors **Trent Pobst (Scott City, Mo.)** and **Keegan Meyn (Oklahoma City, Okla.)** to the outfield.



Meyn rocked a .359 batting average while at Northeastern Junior College. He had 44 RBI and six homers in 127 plate appearances. Meyn recorded 12 stolen bases last season and was later named Oakley All-American.

Gonzalez had four home runs with 23 RBI and nine stolen bases his senior year at Rolla High School. He had a team-high .405 batting average in 2018 and was named First-Team All-District after his sophomore and senior years.

Pobst joins the squad after two seasons at Mineral Area Community College. He had a .350 batting average with three home runs, 36 RBI and 14 stolen bases as a senior at Scott City High School. Pobst played two years in high school with current teammate, Bryan McNeely.

"Justin Dirden (2019 Preseason All-OVC) and Danny Wright (Freshman All-OVC in 2017) are the headliners of the group, but we have talented options as well," Sawyers said. "Peyton Faulkner and Devon Wilson both earned significant playing last year and freshman Brett Gonzalez has earned some early opportunities. Keegan Meyn and Trent Pobst are two physical athletes that factor in as well."

Pitching

SEMO lost All-OVC performer Carlos Vega to the 2018 MLB Draft where he was selected in the 21st round by the Chicago Cubs. Vega finished with an 8-3 record and a team-best 85 strikeouts in 73.1 innings of work over 20 appearances and nine starts last season.

Weekend starter **Logan Spalt (Cobden, Ill.)** will be returning this season after posting a 6.63

SEASON

ERA after 57 innings of work. Spalt recorded 46 strikeouts and opposing batters averaged .294 with Spalt on the mound.

SEMO will return a pair of left-handed relievers in **Daniel Bergtholdt** (Ste. Genevieve, Mo.) and **Aaron Stretch** (Gilbert, Ariz.).

Stretch was named to the National Collegiate Baseball Writers Association 2019 Stopper of the Year Watch List prior to the start of the 2019 season. Stretch recorded a 4.15 ERA with four saves in 39 innings of work. He finished with 30 strikeouts and will return as a reliever for the Redhawks.

Bergtholdt recorded five saves in 50.2 innings of work on the mound. He finished with a 4.80 ERA and 33 strikeouts in 23 appearances on the mound.

Seniors **Logan Winder** (Farmington, Mo.), **Austin Sachse** (Jefferson City, Mo.) and **Wesley Pyles** (Poplar Bluff, Mo.), juniors **Nathan Bock** (O'Fallon, Mo.), **Chase Hagerty** (Cape Girardeau, Mo.), and sophomore **Matt Cook** (Collinsville, Ill.) will return to the mound for Southeast.

Winder had 29 strikeouts in 19 appearances last season. Opposing batters had a .252 batting average with him on the mound.

Hagerty pitched in five games in relief last season, finishing with an 0.00 ERA. He recorded six strikeouts with an opposing batting average of .214 as a sophomore.

Pyles logged nine appearances in 2018 with a 4.61 ERA. He allowed only 13 hits and had 16 strikeouts on the season.

Pyles will enter his fifth year in a Redhawks jersey, after redshirting in 2016. Pyles has dished out 29 strikeouts in 27.4 innings of work.

Andrew Frank (Moro, Ill.) and **Daniel Lloyd** (Edwardsville, Ill.) will return after redshirting in 2018.

SEMO adds five more to the pitching staff, four of which are true freshmen. The lone upperclassman who joins is junior **Dylan Dodd** (Danville, Ill.), a Kanakakee Community College transfer. Dodd was named to the National Junior College Athletic Association Division II World Series All-Tournament Team in 2017.

As a left-handed pitcher and outfielder, Dodd hit .304 with 35 runs batted in and boasted a .480 on-base percentage. He went 5-2 and recorded 43 strikeouts in 47.1 innings on the mound.

Right-handed pitchers **Bryce Grossius** (St. Louis, Mo.), and **Bryan McNeely** (Scott City, Mo.) and left-handed pitchers **Noah Niznik** (St. Louis, Mo.) and **Blake Cisneros** (Fenton, Mo.) will join the pitching staff as true freshmen.

A right-handed pitcher, Grossius joins the Redhawks from St. Mary's High School in St. Louis. He compiled a record of 4-2 and a 3.80 ERA with 51 strikeouts in 38.2 innings. Grossius ranked among the Perfect Game Top 1000.

Niznik joins Andrew Keck from the 2018 Missouri State

Championship team out of St. John Vianney high school. Niznik was the 2017 Vianney Rookie of the Year and St. Louis Nationals Pitcher of the Year. Also, a First-Team All-Conference and Third-Team All-State selection, Niznik was 8-1 with a 0.92 ERA. He struck out 67 in 60.2 innings of work.

Cisneros was a Second-Team All-District selection as a sophomore and Second-Team All-Conference honoree as a junior at Rockwood Summit High School. He fashioned a 2-1 record with a 2.23 ERA and struck out 18 in 15.2 innings in 2017. Cisneros was also a Junior Under Armour Preseason All-American and Silver Scholar-Athlete.

McNeeley will rejoin former high school teammate Trent Pobst on the SEMO squad after playing together for two years at Scott City high school.

"We have a lot of lefthanders this year that will factor in," head coach Sawyers said. "Senior Daniel Bergtholdt, junior Dylan Dodd, and freshman Noah Niznik are all options to start and Aaron Stretch returns as our closer. Austin Sachse, Wes Pyles and Blake Cisneros will all be factors out of the bullpen as well. Senior right-handers Logan Winder and Christian Vick both have a chance to start and Nathan Bock, Logan Spalt, Daniel Lloyd, and Matthew Cook project as bullpen pieces early. Freshman Andrew Frank, Bryce Grossius, and Bryan McNeely will



OUTLOOK

compete for innings as well.”

Schedule

Southeast Missouri's 2019 baseball schedule shows the Redhawks open a season with seven-straight home games for the first time in program history. SEMO will host 32 contests at Capaha Field during its 55-game slate.

The Redhawks will play 16 of their first 17 games of 2019 in Cape Girardeau and open a season at home for the first time in 2015 when they play host to Western Michigan (Feb. 15-17) in a three-game series. That stretch also includes matchups with Harris-Stowe (Feb. 19), Western Illinois (Feb. 22-24), Purdue Fort Wayne (Mar. 1-3), Saint Louis (Mar. 5), Southern Illinois (Mar. 6), UT Martin (Mar. 8-10) and Illinois State (Mar. 12). The only road trip in the first month is a midweek tilt at SEC member Vanderbilt (Feb. 26).

Memphis (Mar. 19), Arkansas State (Mar. 26, Apr. 16), Missouri State (Apr. 2), McKendree (Apr. 23), Purdue (Apr. 26-28) and Missouri (Apr. 30) are SEMO's other non-conference opponents. Missouri is coached by former SEMO head coach Steve Bieser. The Redhawks beat the then-#23 Tigers, 6-5, in Columbia last season.

SEMO opens its 28th Ohio Valley Conference season at home against UT Martin. Austin Peay (Mar. 22-24), Jacksonville State (Apr. 5-7), Tennessee Tech (Apr. 18-20)

and Eastern Kentucky (May 10-12) also visit Capaha Field this year.

Meanwhile, the Redhawks hit the road to face SIUE (Mar. 15-17), Eastern Illinois (Mar. 29-31), Murray State (Apr. 12-14), Belmont (May 3-5) and Morehead State (May 16-18).

In all, six NCAA Tournament teams from last season appear on the Redhawks 2019 schedule. Saint Louis, Missouri State, Purdue, Vanderbilt and OVC members Tennessee Tech and Morehead State each saw postseason action. Both Tennessee Tech and Vanderbilt advanced to the Super Regionals before falling 2-1 to their counterparts.

Redhawks Fifth in OVC Preseason Poll:

Southeast was picked to finish fifth in the 2019 OVC Preseason Poll. SEMO accumulated 142 points in the overall voting by OVC Head Coaches and Sports Information Directors, falling just one point behind Austin Peay. Morehead State is this year's preseason favorite after earning 11 first-place votes and 185 points. Jacksonville State (173 points), Tennessee Tech (166 points), and Austin Peay (143) were also picked ahead of the Redhawks. Eastern Kentucky (110), Belmont (88), Eastern Illinois (77), Murray State (51), SIUE (45) and UT Martin (32) completed the predicted order of finish.



Dirden Receives a Pair of Preseason Accolades

Senior Justin Dirden was named 2019 NCBWA Division I Preseason All-America Second-Team as well as Preseason All-OVC before the start of the 2019 season. Dirden appeared in all 57 games last season with a .340 batting average with 72 hits, 19 doubles, 16 home runs and 68 RBI.

After his junior campaign, Dirden was named to the NCAA Division I South All-Region Second Team by ABCA and Rawlings. The outfielder also earned All-OVC honors and was named to the NCBWA Division I All-America Second Team.

Stretch Named to NCBWA Preseason Stopper of the Year Watch List

Southeast Missouri senior left-handed pitcher Aaron

Stretch was named to the 2019 National Collegiate Baseball Writers Association Stopper of the Year Preseason Watch List Monday.

A native of Gilbert, Arizona, Stretch is one of 75 relievers on the initial Watch List for prestigious award given to the top relief pitcher in NCAA Division I Baseball.

Stretch went 2-2 with a 4.15 ERA in 25 appearances out of the bullpen last season. He ranked second on the team with four saves and recorded 30 strikeouts in 39 innings.

MEET THE

#	Name	Pos.	B/H	Ht.	Wt.	Class	Hometown / Previous School
1	Trent Pobst	OF	R-R	5-11	205	Jr.	Scott City, Mo. (Mineral Area CC)
2	Connor Basler	INF	R-R	6-1	175	Jr.	Ste. Genevieve, Mo. (Valle Catholic H.S.)
4	Garrett Stephens	C	R-R	6-0	205	Jr.	Kansas City, Kan. (Hutchinson CC)
5	Devon Wilson	INF	R-R	5-11	190	Sr.	Houston, Texas (Mineral Area College)
6	Alex Canty	INF	R-R	5-10	200	Jr.	Batavia, N.Y. (Monroe College)
7	Hunter Southerland	C	R-R	6-1	215	Sr.	Oklahoma City, Okla. (Northeastern Oklahoma)
8	Daniel Lloyd	RHP	R-R	5-11	200	Jr.	Edwardsville, Ill. (Parkland College)
9	Tyler Wilber	INF	R-R	6-3	210	So.	Rossmoor, Calif. (Long Beach City College)
10	Alex Nielsen	INF	R-R	5-11	200	Sr.	Omaha, Neb. (Garden City CC)
11	Logan Winder	RHP	L-R	5-11	200	Sr.	Farmington, Mo. (Mineral Area College)
12	Andrew Keck	C	R-R	6-2	215	Fr.	St. Louis, Mo. (St. John Vianney HS)
13	Wade Stauss	C	L-R	6-2	210	So.	Wildwood, Mo. (Lafayette H.S.)
14	Keegan Meyn	OF	R-R	6-3	205	Jr.	Oklahoma City, OK. (Northeastern JuCo)
15	Logan Spalt	RHP	R-R	6-1	215	Jr.	Cobden, Ill. (Parkland College)
16	Aaron Stretch	LHP	L-L	5-11	200	Sr.	Gilbert, Ariz. (South Mountain College)
17	Peyton Faulkner	OF	L-R	6-0	200	Jr.	Caruthersville, Mo. (Jefferson College)
18	Noah Niznik	LHP	L-L	5-11	185	Fr.	Imperial, Mo. (St. John Vianney HS)
19	Danny Wright	UTL	S-R	5-11	180	Jr.	Dardenne Prairie, Mo. (Fort Zumwalt West H.S.)
20	Chase Hagerty	RHP	R-R	6-4	235	Jr.	Cape Girardeau, Mo. (Central H.S.)
21	Brett Gonzalez	OF	R-R	6-0	205	Fr.	Rolla, Mo. (Rolla HS)
22	Austin Blazevec	INF	L-R	6-2	205	Jr.	Plainfield, Ill. (Kaskaskia College)
23	Justin Dirden	OF	L-R	6-4	215	Sr.	O'Fallon, Mo. (Jefferson College)
24	Christian Vick	RHP	R-R	6-3	195	Sr.	Camden, Tenn. (Jackson State College)
25	Dylan Dodd	LHP	L-L	6-2	215	Jr.	Danville, Ill. (Kanakakee CC)
26	Wesley Pyles	LHP	L-L	6-0	197	Sr.	Poplar Bluff, Mo. (Poplar Bluff H.S.)
27	Turner Fritts	INF	R-R	6-3	195	Fr.	Poplar Bluff, Mo. (Poplar Bluff HS)
28	Matt Cook	RHP	R-R	6-3	190	RSo.	Collinsville, Ill. (Collinsville H.S.)
31	Blake Cisneros	LHP	L-L	6-0	200	Fr.	Fenton, Mo. (Rockwood Summit HS)
32	Nathan Bock	RHP	R-R	5-10	190	Jr.	O'Fallon, Mo. (MCC-Longview)
33	Bryce Grossius	RHP	R-R	6-2	190	Fr.	St. Louis, Mo. (St. Mary's HS)
36	Bryan McNeely	RHP	R-R	6-5	175	Fr.	Scott City, Mo. (Scott City HS)
37	Andrew Frank	RHP	R-R	6-4	185	RFr.	Moro, Ill. (Edwardsville H.S.)
38	Austin Sachse	LHP	L-L	5-8	190	Sr.	Jefferson City, Mo. (MCC-Longview)
44	Daniel Bergtholdt	LHP	L-L	6-4	215	Sr.	Ste. Genevieve, Mo. (Valle Catholic H.S.)

Head Coach: 3 Andy Sawyers (Third Season | Nebraska 1998, 2000)

Assistant Coaches: 30 Craig Ringe (Third Season | Missouri-St. Louis, 2010)

34 Matthew Kinney (Second Season | Belmont 2015; Florida State, 2016)

Volunteer Assistant: 39 Brian Lees (Second Season | Southeast Missouri, 2018)

Athletic Trainer: Zach Weber (First Season)

Strength & Conditioning Coach: Brian Robbott (Second Season)

HOW TO SAY IT

Connor Basler.....BOZ-ler
 Daniel Bergtholdt.....BERTH-holdt (G is silent)
 Austin Sachse.....Sox-ee
 Austin Blazevec.....Blaze-Ah-vick
 Wade Stauss.....rhymes with house
 Logan Winder.....WIN-derr
 Keegan Meyn.....Mine
 Noah Niznik.....Nez-Nick
 Blake Cisneros.....Cis-Narrows
 Bryce Grossius.....Groc-us (Like grocery)
 Wesley Pyles.....Piles
 AC Craig Ringe.....ring-ee

ROSTER BREAKDOWN

Total Squad Members.....34
 Seniors.....10
 Juniors.....13
 Sophomores.....3
 Freshman.....8
 Position Players Returning/Lost.....10/5
 Pitchers Returning/Lost.....12/7
 Newcomers.....12

BREAKDOWN BY STATE

Missouri.....19
 Trent Pobst, Connor Basler, Logan Winder,
 Andrew Keck, Wade Stauss, Noah Niznik,
 Peyton Faulkner, Bryce Grossius,
 Daniel Bergtholdt, Austin Sachse,
 Nathan Bock, Danny Wright, Wesley Pyles,
 Chase Hagerty, Brett Gonzalez,
 Justin Dirden, Turner Fritts, Blake Cisneros,
 Bryan McNeely
 Illinois.....6
 Daniel Lloyd, Logan Spalt, Austin Blazevec,
 Dylan Dodd, Matthew Cook, Andrew Frank
 Oklahoma.....2
 Hunter Southerland, Keegan Meyn
 Texas.....1
 Devon Wilson
 Kansas.....1
 Garrett Stephens
 New York.....1
 Alex Canty
 Nebraska.....1
 Alex Nielsen
 California.....1
 Tyler Wilber
 Arizona.....1
 Aaron Stretch
 Tennessee.....1
 Christian Vick

2019 REDHAWKS



1

TRENT POBST

OF | 5-11 | 205 | R-R | Jr.
Scott City, Mo.



2

CONNOR BASLER

INF | 6-1 | 175 | R-R | Jr.
Ste. Genevieve, Mo.



4

GARRETT STEPHENS

C | 6-0 | 205 | R-R | Jr.
Kansas City, Kan.



5

DEVON WILSON

OF | 5-11 | 190 | R-R | Sr.
Houston, Texas



6

ALEX CANTY

INF | 5-10 | 200 | R-R
| Jr.
Batavia, N.Y.



7

HUNTER SOUTHERLAND


C | 6-1 | 215 | R-R | Sr.
Oklahoma City, Okla.



8

DANIEL LLOYD

RHP | 5-11 | 200 | R-R
| R-Jr.



9

TYLER WILBER

INF | 6-3 | 210 | R-R | So.
Rossmoor, Calif.



10

ALEX NIELSEN

INF | 5-11 | 200 | R-R
| Sr.



11

LOGAN WINDER

RHP | 5-11 | 200 |
L-R | Sr.



12

ANDREW KECK

C | 6-2 | 215 | R-R | Fr.
St. Louis, Mo.



13

WADE STAUSS

C | 6-2 | 210 | L-R | So.
Wildwood, Mo.



14

KEEGAN MEYN

OF | 6-3 | 205 | R-R | Jr.
Oklahoma City, Okla.



15

LOGAN SPALT

RHP | 6-1 | 215 | R-R | Jr.
Cobden, Ill.



16

AARON STRETCH

LHP | 5-11 | 200 |
L-L | Sr.
Gilbert, Ariz.



17

PEYTON FAULKNER

OF | 6-0 | 195 | L-R | Jr.
Caruthersville, Mo.
Biology: Biomedical



18

NOAH NIZNIK

LHP | 5-11 | 190 | L-L
| Fr.
St. Louis, Mo.



19

DANNY WRIGHT

UTL | 5-11 | 180 | S-R | Jr.
Dardenne Prairie, Mo.
Health Management:



20

CHASE HAGERTY

RHP | 6-4 | 235 | R-R
| R-Jr.
Cape Girardeau, Mo.



21

BRETT GONZALEZ

OF | 6-0 | 205 | R-R | Fr.
Rolla, Mo.
Mass Comm:



22

AUSTIN BLAZEVIC

INF | 6-2 | 205 | L-R
| R-Jr.
Plainfield, Ill.



23

JUSTIN DIRDEN

OF | 6-4 | 210 | L-R | Sr.
O'Fallon, Mo.
General Studies



24

CHRISTIAN VICK


RHP | 6-3 | 200 |
R-R | Sr.
Camden, Tenn.



25

DYLAN DODD


LHP | 6-2 | 210 |
L-L | Jr.
Danville, Ill.



26

WESLEY PYLES

LHP | 6-0 | 200 |
L-L | Sr.
Poplar Bluff, Mo.



27

TURNER FRITTS

INF | 6-3 | 195 | R-R | Fr.
Poplar Bluff, Mo.
Healthcare Admin.



28

MATT COOK

RHP | 6-3 | 195 | R-R
| R-So.
Collinsville, Ill.



31

BLAKE CISNEROS

LHP | 6-0 | 200 |
R-L | Fr.
Fenton, Mo.



32

NATHAN BOCK

RHP | 5-10 | 190 |
R-R | Jr.
O'Fallon, Mo.



33

BRYCE GROSSIUS


RHP | 6-2 | 190 | R-R
| Fr.
St. Louis, Mo.



36

BRYAN MCNEELY


RHP | 6-5 | 175 | R-R
| Fr.
Scott City, Mo.



37

ANDREW FRANK

RHP | 6-4 | 185 | R-R
| R-Fr.
Moro, Ill.



38

AUSTIN SACHSE

LHP | 5-8 | 190 | L-L
| Sr.
Jefferson City, Mo.



44

DANIEL BERGHOLDT

LHP | 6-4 | 215 | L-L
| Sr.
Ste. Genevieve, Mo.



3

Andy Sawyers
Head Coach




30

Craig Ringe
Assistant Coach



34

Matthew Kinney
Assistant Coach



39

Brian Lees
Volunteer Assistant

2019 SCHEDULE


Date	Opponent	Location	Time
Feb. 15	Western Michigan	Capaha Field	1 p.m.
Feb. 16	Western Michigan	Capaha Field	1 p.m.
Feb. 17	Western Michigan	Capaha Field	12 p.m.
Feb. 19	Harris-Stowe	Capaha Field	1 p.m.
Feb. 22	Western Illinois	Capaha Field	1 p.m.
Feb. 23	Western Illinois	Capaha Field	1 p.m.
Feb. 24	Western Illinois	Capaha Field	1 p.m.
Feb. 26	Vanderbilt	Nashville, Tenn.	4:30 p.m.
Mar. 1	Purdue-Fort Wayne	Capaha Field	3 p.m.
Mar. 2	Purdue-Fort Wayne	Capaha Field	2 p.m.
Mar. 3	Purdue-Fort Wayne	Capaha Field	6 p.m.
Mar. 5	Saint Louis	Capaha Field	3 p.m.
Mar. 6	Southern Illinois	Capaha Field	3 p.m.
Mar. 8	UT Martin*	Capaha Field	6 p.m.
Mar. 9	UT Martin*	Capaha Field	2 p.m.
Mar. 10	UT Martin*	Capaha Field	1 p.m.
Mar. 12	Illinois State	Capaha Field	6 p.m.
Mar. 13	Southern Illinois	Carbondale, Ill.	3 p.m.
Mar. 15	SIU Edwardsville*	Edwardsville, Ill.	6 p.m.
Mar. 16	SIU Edwardsville*	Edwardsville, Ill.	1 p.m.
Mar. 17	SIU Edwardsville*	Edwardsville, Ill.	1 p.m.
Mar. 19	Memphis	Capaha Field	6 p.m.
Mar. 22	Austin Peay*	Capaha Field	6 p.m.
Mar. 23	Austin Peay*	Capaha Field	2 p.m.
Mar. 24	Austin Peay*	Capaha Field	1 p.m.
Mar. 26	Arkansas State	Capaha Field	6 p.m.
Mar. 29	Eastern Illinois*	Charleston, Ill.	3 p.m.
Mar. 30	Eastern Illinois*	Charleston, Ill.	1 p.m.
Mar. 31	Eastern Illinois*	Charleston, Ill.	1 p.m.
Apr. 2	Missouri State	Capaha Field	6 p.m.
Apr. 5	Jacksonville State*	Capaha Field	6 p.m.
Apr. 6	Jacksonville State*	Capaha Field	2 p.m.
Apr. 7	Jacksonville State*	Capaha Field	1 p.m.
Apr. 9	Saint Louis	St. Louis, Mo.	6 p.m.
Apr. 12	Murray State*	Murray, Ky.	6 p.m.
Apr. 13	Murray State*	Murray, Ky.	2 p.m.
Apr. 14	Murray State*	Murray, Ky.	1 p.m.
Apr. 16	Arkansas State	Jonesboro, Ark.	6:30 p.m.
Apr. 18	Tennessee Tech*	Capaha Field	6 p.m.
Apr. 19	Tennessee Tech*	Capaha Field	6 p.m.
Apr. 20	Tennessee Tech*	Capaha Field	2 p.m.
Apr. 23	McKendree	Capaha Field	6 p.m.
Apr. 26	Purdue	West Lafayette, Ind.	6 p.m.
Apr. 27	Purdue	West Lafayette, Ind.	6 p.m.
Apr. 28	Purdue	West Lafayette, Ind.	1 p.m.
Apr. 30	Missouri	Columbia, Mo.	6:30 p.m.
May 3	Belmont*	Nashville, Tenn.	6 p.m.
May 4	Belmont*	Nashville, Tenn.	TBA
May 5	Belmont*	Nashville, Tenn.	2 p.m.
May 10	Eastern Kentucky*	Capaha Field	6 p.m.
May 11	Eastern Kentucky*	Capaha Field	6 p.m.
May 12	Eastern Kentucky*	Capaha Field	1 p.m.
May 16	Morehead State*	Morehead, Ky.	4 p.m.
May 17	Morehead State*	Morehead, Ky.	4 p.m.
May 18	Morehead State*	Morehead, Ky.	12 p.m.
May 21-25	OVC Tournament	Rent One Park	Marion, Ill.

All times Central and Subject to Change

Home Games in **Bold**

* Denotes Ohio Valley Conference Game

All Games Broadcast Live on SEMO ESPN 1220 AM



***OUR FLIGHT
CREW***



- ▶ Head Coach
- ▶ Third Year
- ▶ Nebraska, 1998, 2000

ANDY SAWYERS

The 2018 season marks the third year for Southeast Missouri head coach Andy Sawyers.

Andy Sawyers is in his third year as Southeast Missouri's head baseball coach.

Sawyers was appointed the sixth head coach in Southeast baseball history on July 29, 2016.

In this past season, Sawyers led the Redhawks to the thirteenth-consecutive trip to the Ohio Valley Conference Tournament after finishing 27-30 overall, and a 20-10 mark in OVC play. Southeast finished second in the conference standings and picked up a win at the 2018 OVC Tournament.

Sawyers coached three First Team All-OVC selections in 2018, including Chicago Cubs' draftee Carlos Vega. Trevor Ezell and Justin Dirden also were honored as First Team All-OVC members.

In his first season as an NCAA Division I head coach, Sawyers led the Redhawks to an overall record of 29-26 and 16-14 mark in OVC play. Southeast finished fifth in the conference standings and picked up a win at the 2017

OVC Tournament.

Sawyers coached six All-OVC selections in 2017, including first-team honoree Dan Holst, second-team picks Brian Lees, Chris Osborne, Justin Murphy and Clay Chandler, and All-Freshman Team member Danny Wright. Wright also claimed Freshman All-America honors during his stellar rookie campaign.

Sawyers has 20 years of collegiate coaching experience. He spent two seasons as the Associate Head Coach/Offensive Coordinator at Kansas State out of the Big 12 Conference. There, Sawyers oversaw the hitters and catchers as well as helping coordinate recruiting at K-State.

In his career, Sawyers has been to two College World Series, three NCAA Super Regionals, and 10 Regional Tournaments. He has mentored 40 Major League Baseball draft picks including two first-round picks and eight top-10 round picks. Recently, Sawyers coached Carlos Vega who was selected in the 21st round by the Chicago Cubs.

The Wildcats ranked fourth in the Big 12 offensively with a .284 team batting average

in 2016. The Wildcat offense registered a .400 slugging percentage, .372 on base clip, scored 335 runs, scattered 550 hits, knocked 100 doubles, 17 triples, and 30 home runs while driving in 300 runs.

Sawyers mentored freshman Josh Rolette to earning Louisville Slugger Freshman All-American honors in 2016. He also helped guide Jake Scudder to the title of Big 12 Newcomer of the Year. In all, the Wildcats posted three student-athletes to All-Big 12 Teams last season.

The 2015 and 2016 seasons were Sawyers' second stint at Kansas State, serving as an assistant coach for the Wildcats in 2009 and 2010. K-State went 80-30-1 over

those two seasons and made consecutive NCAA Regional appearances, the first two in school history.

The 2009 campaign was a year of power for the Wildcats under Sawyers. The team hit 22 triples and 58 home runs, the most in both categories since 1997. The offense shined when it came to stolen bases as the 149 steals were the second-most in the nation and two shy of breaking the Big 12 record. Overall, the team finished among the Big 12 leaders in on-base percentage (2nd, .399), runs scored (2nd, 458), hits (2nd, 675), RBI (2nd, 420), doubles (3rd, 123), and fewest strikeouts (4th, 393).

Six Wildcats earned All-Big 12 honors in 2009, including



HEAD COACH ANDY SAWYERS

outfielder Nick Martini, who also garnered Louisville Slugger Freshman All-American honors, and Justin Bloxom and Carter Jurica, who finished fourth and eighth, respectively, in the Big 12 in batting average.

The 2010 squad matched the success of 2009 by also reaching the NCAA postseason, but the offense topped the previous season's totals in batting average (.323 in 2010; .317 in 2009), runs per game (7.6 vs. 7.4) and OBP (.426 vs. .399).

Prior to his stop at Kansas State, Sawyers spent four seasons as the Associate Head Coach at Texas A&M (2011-14). Those four seasons at Texas A&M represented the conclusion of Sawyers' five total campaigns with the Aggies after he spent 2008 as a volunteer assistant coach.

In each of those five seasons, Sawyers helped Texas A&M reach an NCAA Regional while also winning two Big 12 championships. In addition, he coached standouts Tyler Naquin - 2011 Big 12 Player of the Year, All-American and a first round pick by the Cleveland Indians in 2012 - and Krey Bratson, a 2011 Freshman All-American.

Before his appointment at Texas A&M in 2008, Sawyers worked with current Aggie head coach Rob Childress as an assistant coach and the recruiting coordinator at Nebraska from 2003-07. While in Lincoln, he helped the Huskers earn four trips

to the NCAA Tournament, including an appearance at the 2005 College World Series. Sawyers, who lettered two years at Nebraska, worked with 12 Huskers who were selected in the MLB Draft, including Alex Gordon, a two-time Big 12 Player of the Year. In 2005, Gordon won five national player of the year awards before being taken as the second overall pick by the Kansas City Royals.

Sawyers took on all hitting coach responsibilities at Nebraska beginning with the 2006 season, when the team batted .310 - its best mark in four years - and ranked in the top three of the Big 12 in home runs, stolen bases, OBP and slugging.

Also during his time in Lincoln, Sawyers served as the academic coordinator and worked with the catchers. Additionally, Sawyers helped the Huskers recruit their then-highest-rated class in school history, as the 2004 recruiting class was ranked 16th nationally by Collegiate Baseball.

After working as the volunteer assistant at Nebraska in 2000, Sawyers spent the 2001 and 2002 seasons as the head coach at Hutchinson Community College, compiling an 87-30 record and two postseason berths. In 2001, the Dragons went 40-16 and won the Jayhawk West Sub-Regional, while the 2002 squad set a school record with 47 wins and was ranked as high as seventh

THE ANDY SAWYERS FILE

Born

May 24, 1975

Hometown

Willits, Calif.

Family

Spouse: Dena

Son: Andrew James (A.J.)

Education

- Nebraska, B.A. in History, 1998
- Nebraska, M.S. in Education, 2000

SAWYERS' YEAR-BY-YEAR RECORDS

Year	School	Assignment	Record	Conf./Finish	Postseason
1999	Northwestern State	Volunteer Assistant	38-21	18-9/2nd	
2000	Nebraska	Volunteer Assistant	51-17	21-9/2nd	NCAA Super Regional
2001	Hutchinson CC	Head Coach	40-16	-	Sub-Regional
2002	Hutchinson CC	Head Coach	47-11	-	Sub-Regional
2003	Nebraska	Assistant Coach	47-18	20-7/1st	NCAA Regional
2004	Nebraska	Assistant Coach	36-23	11-16/8th	-
2005	Nebraska	Assistant Coach	57-15	19-8/1st	NCAA College World Series
2006	Nebraska	Assistant Coach	42-17	17-10/3rd	NCAA Regional
2007	Nebraska	Assistant Coach	32-27	14-13/4th	NCAA Regional
2008	Texas A&M	Volunteer Assistant	46-19	19-8/1st	NCAA Super Regional
2009	Kansas State	Assistant Coach	43-18-1	14-11-1/4th	NCAA Regional
2010	Kansas State	Assistant Coach	37-22	14-12/3rd	NCAA Regional
2011	Texas A&M	Assoc. Head Coach	47-22	19-8/t1st	NCAA College World Series
2012	Texas A&M	Assoc. Head Coach	43-18	16-8/2nd	NCAA Regional
2013	Texas A&M	Assoc. Head Coach	34-29	13-16/6th	NCAA Regional
2014	Texas A&M	Assoc. Head Coach	36-26	14-16/5th	NCAA Regional
2015	Kansas State	Assoc. Head Coach	27-30	10-14/6th	-
2016	Kansas State	Assoc. Head Coach	26-31	8-16/8th	-
2017	Southeast Missouri	Head Coach	29-26	16-14/5th	-
2018	Southeast Missouri	Head Coach	27-30	20-10/2nd	-

Overall Record as a Head Coach: 143-83 (4 years)

Record at Southeast Missouri, 56-56, 36-24 Ohio Valley Conference (2 year)

Record at Hutchinson CC, 87-27 (2 years)

Record as a college associate head coach, 213-156

Record as a college assistant coach, 294-140-1

Record as a volunteer assistant coach, 135-57

by the NJCAA.

Sawyers' coaching career began at Northwestern (La.) State in 1999 as a volunteer assistant coach, helping the Demons finish second in the Southland Conference.

Sawyers first played collegiately at Point Loma (Calif.) Nazarene College in 1994. Following a year off, he played at Mendocino (Calif.) Junior College in 1996 before

finishing up his playing career at Nebraska.

A native of Willits, California, Sawyers received his bachelor (1998) and master's (2000) degrees from Nebraska. He is married to the former Dena Lindeblad and the couple have one child, Andrew James (A.J.).



ASSISTANT COACHES



- ▶ Assistant Coach
- ▶ Third Year
- ▶ Missouri-St. Louis, 2010

CRAIG RINGE

Craig Ringe sets to begin his third season at Southeast Missouri. Ringe is the Redhawks hitting coach.

In 2018, Ringe coached a Redhawk offense which ranked among top five Ohio Valley Conference leaders in batting average (5th, .280), hits (5th, 548), triples (t5th, 12), and hit by pitch (1st, 77).

Ringe mentored two First Team All-OVC nominees in Trevor Ezell and Justin Dirden. Ezell ranked among OVC leaders in batting average (3rd, .377), hits (t5th, 87), and triples (t2nd, 4). Dirden ranked among OVC leaders in slugging percentage (2nd, .665), RBI (6th, 68), doubles (t8th, 19), homeruns (8th, 16) and total bases (7th, 141).

In 2017, Ringe coached a Redhawk offense which ranked among the top five in the OVC in batting average (4th, .300), on-base percentage (.393), RBI (4th, 361), triples (1st, 19) and walks (5th, 243).

Before coming to Southeast, Ringe coached in the Prospects Baseball Program out of St. Louis, Missouri. More specifically, he was the head coach of the top 17 team since 2013. In 2016, his team included seven high school

players with Division I offers and three with offers from Division II programs. The squad finished the season 25-5-2.

His collegiate coaching resume features two seasons at Kansas State University where he was the volunteer assistant coach from 2008 and 2009. Ringe and Sawyers coached one season together at K State in 2009, helping guide the Wildcats to the program's first ever NCAA Regional appearance. Ringe worked primarily with the infielders while assisting Sawyers with hitting.

He also has experience in the summer collegiate level after serving as hitting coach in 2009 and 2010 for the Mat-Su Miners of the Alaskan Baseball League. With Ringe's guidance, the Miners won back-to-back ABL championships both seasons he was there. In 2010, the team led the league with a .310 batting average.

Other coaching experience includes coaching Parkway South High School (St. Louis) to district and conference championships in 2010. He has also served the Meramec Valley (2010-12)

and Team Missouri (2012-13) baseball clubs as Head Player Development Coach.

As a student-athlete, Ringe was a standout at University of Central Missouri from 1998-2002. He was a three-time All-Mid-American Intercollegiate Athletic Association (MIAA) selection, as well as being named the MIAA Player of the Year his senior season in 2002. He also earned recognition as NCAA Division II Region Player of the Year and was named Second Team All-American as a senior.

Ringe helped lead the Mules to a runner-up finish in the Division II National Championship in 2001 and a third-place finish in 2002.

In 2008, Ringe was inducted into the UCM Athletics Hall of Fame. He broke school career records for runs scored (297) and walks (181), and ranked

second in career games played (240), at bats (807), hits (275), doubles (61), and field assists (583). His 297 runs scored stands as the NCAA Division II record.

The Texas Rangers drafted Ringe in the 2002 MLB Draft in the 23rd round. He played five seasons in the Rangers' organization, reaching Double-A Frisco.

Ringe earned his Bachelor's degree in Educational Studies from the University of Missouri – St. Louis in 2010.

Ringe has Southeast Missouri connections from his playing days with the Capahas from 1999-2000. He played for long-time manager of the Capahas Jess Bolen.

Craig and his wife, Sara, have two boys – Craig and Carson.





- Assistant Coach
- Second Year
- Belmont, 2015
- Florida State, 2016

MATTHEW KINNEY

Matthew Kinney is in his second season with the Redhawks coaching staff, his first as the pitching coach.

In his first season with the Redhawks, Kinney fulfilled the role of Volunteer Assistant Coach and Director of Baseball Operations. On the field, his primary responsibilities included supporting the pitching staff while assisting with outfield defense and hitting. He was also instrumental in organizing the

Redhawks Baseball Camps. Prior to his role on the Redhawks staff, Kinney played for the Cotuit Kettleers in the Cape Cod League in 2015, and returned as the pitching coach of the Kettleers in 2016. During his tenure, Kinney coached 14 current professional pitchers, who accumulated a 3.81 ERA on the season. He also assisted with the East Cobb Astros in Atlanta, Georgia in 2013.

Kinney joined the Redhawks Staff, following a season as a left-handed pitcher at Florida State University. He played his redshirt-senior season with the Seminoles, pitching 25.1 innings in 27 appearances. He finished the season with a 3-0 record and a 2.49 ERA while holding batters to a .188 batting average. The Seminoles clinched a Super Regional berth in 2016 with Kinney in the pen. He was named to the National Collegiate Baseball Writers Association Stopper of the Year Award watch list.

Prior to Florida State, Kinney played at Ohio Valley Conference rival Belmont University. Saw limited action in 2012, his freshman season, as he played in eight games including four appearances on the mound. Kinney medically redshirted in 2013. He started 31 games in the outfield while driving in 15 runs as a redshirt sophomore in 2014. He knocked down five doubles and hit four home runs.

He transitioned to a full-time pitcher in 2015, making 35 appearances for the Bruins, all out of the pen. He finished the season 3-5 with six saves and a 1.80 ERA. He fanned 62 hitters, walking just 16 in 55 innings of work. He allowed just 11 earned runs and held batters to a .210 batting average. His resume includes recording two saves against top five-ranked Vanderbilt in 2015. Kinney was named Second Team All-OVC and earned All-OVC Tournament honors that season. He ranked second in the league with 29 batters struck out looking and led the OVC with 35 appearances. His six saves tied for third in the conference.

Kinney, a native of Alpharetta, Georgia, earned his Bachelor's degree in Finance from Belmont in May 2015 and his Master's degree in Sport Management from Florida State in the Summer of 2016.



- Volunteer Assistant
- Second Year
- Southeast Missouri, 2018

BRIAN LEES

Brian Lees returns to the Southeast Missouri coaching staff for a second year as the volunteer assistant. His primary responsibilities include working with the catchers and hitters, camp director, field maintenance,

day-to-day office responsibilities and organizing meals.

Lees was the catcher for the Redhawks for the 2016 and 2017 season, making over 100 starts behind the plate. In his senior

campaign, Lees had a .991 fielding percentage in his 53 appearances behind home plate. He held a .326 batting average with 61 hits and 37 RBI over 187 at bats. Lees racked up 18 doubles, three triples and four home runs his final season in a SEMO uniform.

In 2016, he had 50 hits during 185 at-bats to sport a .260 batting average while slugging .376. Lees, a Brunswick, Ohio native, led the Redhawks with a .988 fielding percentage. His 496 chances led the conference, while 432 putouts ranked him second. After the remarkable 2016 season, Lees was named to the Johnny Bench Award Watch List.

While at Akron, Lees appeared in 29 games, making 27 starts behind the plate in 2014. He held a .239 (27-113) batting average his freshman season, finishing with 12 RBI, five doubles in nine multi-hit games. As a sophomore, Lees hit .292 in 55 games behind the plate for the Zips. He picked up 59 hits, hit 10 doubles and blasted one home run. In the program's last season, he drove in 21 runs and scored 30.





**PLAYER
PROFILES**

2019 BASEBALL



2

► INF ► Junior
► 6-1 ► 175 ► R/R
► Ste. Genevieve, Mo.
► Valle Catholic HS

CONNOR BASLER

2018:

Appeared in 52 games and started 51 at shortstop ... Hit .227 with 39 hits, 32 runs scored, seven doubles, a triple to total 20 runs batted in ... Was hit by pitch seven times and drew 16 walks ... Was tied for a team-high seven sacrifice bunts and ranked fifth in the Ohio Valley Conference with 139 assists ... Put together an 11-game hitting streak from Mar. 23-Apr. 10 ... Recorded multiple-hits games on nine circumstances with a season-high of four in the Redhawks series vs. Austin Peay (3/31) ... Reached a season-high .286 batting average vs Bowling Green (2/24) ... Safely reached base in 16-straight games from Mar.14-Apr. 10, tied for third longest on the team for the season ... Named Southeast Scholar-Athlete.

2017:

Appeared in 54 games and started 53 at shortstop as a freshman...Hit .235 with 43 hits, 33 runs scored, eight doubles and 17 runs batted in...Was hit by a pitch seven times and drew 24 walks... Ranked second on the team with 10 stolen bases...Tied for fifth in the Ohio

Valley Conference in sacrifice bunts (8), ranked third in assists (162) and was tied for fourth in fielding double plays (40)... Registered multiple-hits on eight occasions with a season-high four in game one of the Redhawks series vs. Western Illinois (2/24)...Went 4-for-5 with two doubles, a walk, three runs scored and four RBIs in that game...Strung together a six-game hitting streak from Mar. 5-17... Reached base safely in 18-consecutive games from Mar. 5-Apr. 5, fourth-longest of the season...Tied for fourth in OVC games with nine stolen bases...Named Southeast Scholar-Athlete and OVC Commissioner's Honor Roll selection.

Prep:

Started and lettered all four years at Valle Catholic in Ste. Genevieve, Missouri Named all-conference, all-district, and all-state sophomore through senior years... Hit .615 with 59 RBI en route to Rawlings Third Team All-American honors as a senior...Hit .487 with a .571 on base percentage with 22 stolen bases and 41 runs as a junior Earned a .404 batting average with 30 RBI, and 23 walks with only one strikeout along with

pitching 49 innings with a 0.57 ERA and 47 strikeouts, only allowed four earned runs as a sophomore...Hit .356 with a .500 on base clip as a freshman...Helped lead Valle to conference and state titles in 2013 and 2014...Also an accomplished athlete on the football field and basketball court...Was a two-time all-conference and all-district performer in basketball...Was an all-state quarterback who helped lead Valle to state football ti-

ties in 2013 and 2014...Was a 2014 Dream Team Player of the Year...Is the school's all-time passing leader.

Personal:

Born June 2, 1997...Son of Scott and Dawn Basler...Majoring in Sport Management.

CAREER-HIGHS

At-Bats	6	at Austin Peay (03/31/18)
Runs	3	2x; last vs McKendree (04/10/18)
Hits	4	2x; last at Austin Peay (03/31/18)
Doubles	2	2x; last at Austin Peay (03/31/18)
Triples	1	at Eastern Kentucky (05/19/18)
Home Runs	0	--
RBI	4	2x; last vs Murray State (04/21/18)
Stolen Bases	2	3x; last at Tennessee Tech (04/29/18)



BASLER'S CAREER STATISTICS AT SOUTHEAST MISSOURI

Year	Avg.	GP-GS	AB	R	H	2B	3B	HR	RBI	TB	SLG%	BB	HBP	SO	GDP	OB%	SF	SH	SB-ATT	PO	A	E	FLD%
2017	.235	54-53	183	33	43	8	0	0	17	51	.279	24	7	44	3	.343	2	8	10-13	71	162	16	.936
2018	.227	52-51	172	32	39	7	1	0	20	48	.279	16	7	41	3	.316	1	7	8-10	75	139	24	.899
Total	.231	106-104	355	65	82	15	1	0	37	99	.278	40	14	85	6	.330	3	15	18-23	146	301	40	.918

BASLER'S CAREER STATISTICS IN OHIO VALLEY CONFERENCE GAMES

Year	Avg.	GP-GS	AB	R	H	2B	3B	HR	RBI	TB	SLG%	BB	HBP	SO	GDP	OB%	SF	SH	SB-ATT	PO	A	E	FLD%
2017	.217	30-30	106	22	23	3	0	0	6	26	.245	17	4	26	1	.346	0	2	9-10	49	100	7	.955
2018	.264	30-29	106	19	28	5	1	0	16	35	.330	6	3	26	0	.319	1	4	4-5	44	81	11	.919
Total	.241	60-59	212	41	51	8	1	0	22	61	.288	23	7	52	1	.333	1	6	13-15	93	181	18	.938

RETURNEES



5

► OF ► Senior
► 5-11 ► 180 ► R/R
► Houston, Texas
► Stratford H.S.
► Mineral Area CC

DEVON WILSON

2018:

Appeared in 47 games and started in 29 ... Hit .305, the fifth highest on the team ... Finished the season with 32 hits, 27 runs scored, two doubles, three triples, and a home run ... Was hit by pitch eight times, which was tied for third most on the team ... Recorded third highest on-base percentage with .425 and in sacrificed bunts with five ... Held the highest stolen base percentage for .909 after stealing 10 bases on 11 attempts ... Registered 10 multi-ple-hits games with a season-high of three in game one of the Red-hawks series vs South Dakota State (3/02) ... Went 3-for-5 with two singles, a home run, and two RBIs ... Tied for first on the longest hitting streak of the team with 13 games that stretched from Apr. 21- May 24.

RBIs and finished second on the team with 19 stolen bases...Was teammates with Chase Urhahn and Logan Winder.

San Jacinto College:

Saw limited action playing in 10 games as a freshman.

Prep:

Attended Stratford High School in Houston, Texas...Hit .420 with 26 RBIs and 20 stolen bases as a junior.

Personal:

Born April 10, 1996...Majoring in Corporate Communication...Son of Bill and Ruth Breuer.

Mineral Area College:

Started 55 of 56 games in 2017... Hit .342 and ranked second on the team in runs (47) and third on the team in home runs (5)...Had 29

CAREER-HIGHS

At-Bats	6	at Jacksonville State (04/13/18)
Runs	3	2x; vs Belmont (05/12/18)
Hits	3	South Dakota State (03/02/18)
Doubles	1	3x; vs Morehead State (05/24/18)
Triples	1	2x; vs Belmont (05/13/18)
Home Runs	2	vs South Dakota State (03/02/18)
RBI	5	5x, last vs Morehead State (05/24/18)
Stolen Bases	2	2x; last vs Belmont (05/12/18)



WILSON'S CAREER STATISTICS AT SOUTHEAST MISSOURI

Year	Avg.	GP-GS	AB	R	H	2B	3B	HR	RBI	TB	SLG%	BB	HBP	SO	GDP	OB%	SF	SH	SB-ATT	PO	A	E	FLD%
2018	.305	47-29	105	27	32	3	2	1	12	42	.400	14	8	26	5	.425	0	5	10-11	79	15	6	.940

WILSON'S CAREER STATISTICS IN OHIO VALLEY CONFERENCE GAMES

Year	Avg.	GP-GS	AB	R	H	2B	3B	HR	RBI	TB	SLG%	BB	HBP	SO	GDP	OB%	SF	SH	SB-ATT	PO	A	E	FLD%
2018	.321	25-14	56	14	18	1	2	0	7	23	.411	5	4	17	1	.415	0	5	6-6	46	13	2	.967



6

► INF ► Junior
► 5-10 ► 200 ► R/R
► Batavia, N.Y.
► Batavia H.S.
► Monroe CC

ALEX CANTY

2018:

Played in 28 games and started 16... Was a starter at third base eight times ... Hit .200 with 14 hits, 11 runs scored, three doubles, nine RBIs, and five home runs ... Was fifth on the team in home runs with five ... Had a three-game hitting-streak that stretched from March 30 to April 4 ... Recorded three multiple-hit games ... Had a season-best at Eastern Kentucky (5/19) where he went 2-for-4 with three RBIs, a double, and a home run ... Named Southeast Scholar-Athlete and Commissioner Honor Roll selection.

Monroe Community College:

Shortstop who started 50 games at Monroe Community College as a freshman in 2017...Led the team with seven triples and 54 runs scored...Ranked second in batting average (.357), doubles (14), home runs (8), RBIs (53), stolen bases (11) and walks (18).

Prep:

Monroe County Division IV and Section V Class A2 Player of the Year at Batavia High School...Led the Blue Devils to the sectional final... Hit .507 and boasted a .851 slugging percentage as a senior...Earned First-Team All-Greater Rochester honors...Also an all-conference and all-state pick...Carried a 4.0 GPA.

Personal:

Born June 11, 1998...Majoring in Health Management...Son of Tom Canty and Sarah Della Penna.

CAREER-HIGHS

At-Bats	5	2x; last vs Belmont (05/11/18)
Runs	2	at Eastern Kentucky (05/19/18)
Hits	2	3x; last at Eastern Kentucky (05/19/18)
Doubles	1	3x; last at Eastern Kentucky (05/19/18)
Triples	-	--
Home Runs	1	5x; last at Eastern Kentucky (05/19/18)
RBI	3	at Eastern Kentucky (05/19/18)
Stolen Bases	-	--



CANTY'S CAREER STATISTICS AT SOUTHEAST MISSOURI

Year	Avg.	GP-GS	AB	R	H	2B	3B	HR	RBI	TB	SLG%	BB	HBP	SO	GDP	OB%	SF	SH	SB-ATT	PO	A	E	FLD%
2018	.200	28-16	70	11	14	3	0	5	9	32	.457	4	1	23	3	.253	0	0	0-0	7	15	1	.957

CANTY'S CAREER STATISTICS IN OHIO VALLEY CONFERENCE GAMES

Year	Avg.	GP-GS	AB	R	H	2B	3B	HR	RBI	TB	SLG%	BB	HBP	SO	GDP	OB%	SF	SH	SB-ATT	PO	A	E	FLD%
2018	.323	14-6	31	8	10	2	0	5	8	27	.871	3	0	12	1	.382	0	0	0-0	3	6	0	1.000



7

- C ► Senior
- 6-1 ► 200 ► R/R
- Oklahoma City, Okla.
- Westmoore H.S.
- Northeastern Okla. A&M

HUNTER SOUTHERLAND

2018:

Appeared in 15 games with four starts ... Started three games in left field, the other was behind the plate ... Hit .083 with two hits, three runs, a double, and three RBIs ... Went 2-for-1 with two RBIs, a double, and a walk at Charleston (2/6) ... Named Southeast Scholar-Athlete.

Northeastern Oklahoma:

Led Northeastern Oklahoma with 12 home runs, 12 doubles and 45 RBIs, while hitting .317 with 41 runs scored as a sophomore in 2017... Second-Team All-Region selection.

Oklahoma:

Hit .195 in 20 games and 12 starts as a freshman in 2016...Had eight hits, six runs scored, a double, home run and five RBIs...Drew four walks and stole a base.

Prep:

Four-year letterwinner at Westmoore High School...All-City and All-State Large West selection as a

senior...Hit .380 with nine home runs and 38 RBIs as a senior...Helped Westmoore to a regional and district championship, as well as a runner-up finish that year...Played for Midwest Elite for one season.

Personal:

Born August 6, 1996...Majoring in Health and Exercise Science...Son of Anthony and Christina Southerland.

CAREER-HIGHS

At-Bats	4	at Charleston (02/18/18)
Runs	1	3x; last vs McKendree (04/10/18)
Hits	1	2x; last vs Bowling Green (02/23/18)
Doubles	1	at Charleston (02/16/18)
Triples	-	--
Home Runs	-	--
RBI	2	at Charleston (02/16/18)
Stolen Bases	-	--



SOUTHERLAND'S CAREER STATISTICS AT SOUTHEAST MISSOURI

Year	Avg.	GP-GS	AB	R	H	2B	3B	HR	RBI	TB	SLG%	BB	HBP	SO	GDP	OB%	SF	SH	SB-ATT	PO	A	E	FLD%
2018	.083	15-4	24	3	2	1	0	0	3	3	.125	3	1	13	0	.214	0	0	0-0	8	1	1	.900

SOUTHERLAND'S CAREER STATISTICS IN OHIO VALLEY CONFERENCE GAMES

Year	Avg.	GP-GS	AB	R	H	2B	3B	HR	RBI	TB	SLG%	BB	HBP	SO	GDP	OB%	SF	SH	SB-ATT	PO	A	E	FLD%
2018	.000	5-0	6	1	0	0	0	0	0	0	.000	0	0	4	0	.000	0	0	0-0	2	0	1	.667



10

► INF ► Senior
► 5-11 ► 195 ► R/R
► Omaha, Nebraska
► Omaha Westside HS
► Garden City CC

ALEX NIELSEN

2018:

Appeared in 47 games and started 39 at third base ... Hit .211 with 28 hits, three doubles, a triple, a homerun, and 14 RBIs ... Recorded the team's third-best with five sacrifice bunts, two sacrifice flies, and 83 assists ... Was fourth on the team with 12 fielding double plays ... Had a four-game hitting streak that stretched from Mar. 10-Mar. 14 ... Reached base safely for seven games that stretched from Mar.18-Mar. 30 ... Had seven multiple-hits games ... Went 3-for-2 with a double, a walk, and two runs at Missouri State (3/20).

Garden City CC:

First-Team NJCAA All-Region VI selection...Led Garden City Community College in batting average (.391), hits (84) and doubles (23) in 2017...Ranked second on the team with 59 runs scored, eight home runs and 56 RBIs...Had nine stolen bases...Boasted a .609 slugging percentage and a team-best .484

on-base percentage Started 57 of 58 games...Ranked seventh in the NJCAA in doubles and 28th in hits... Hit .372 with 62 runs scored, 73 hits, 15 doubles, four triples, eight home runs and 55 RBIs as a freshman... Started all 62 games...Collected 10 stolen bases...Posted a .612 slugging percentage and .473 on-base percentage.

Prep:

Went to Westside High School in Omaha, Nebraska...Hit .437 as a senior...Played baseball, football and lacrosse.

Personal:

February 25, 1997...Majoring in Emergency Preparedness...Son of Jeromy and Linda Nielsen.

CAREER-HIGHS

At-Bats	6	at Austin Peay (03/31/18)
Runs	2	2x; last vs Saint Louis (04/17/18)
Hits	2	7x; last vs Belmont (05/12/18)
Doubles	1	3x; last at Eastern Kentucky (05/18/18)
Triples	1	vs SIUE (03/24/18)
Home Runs	1	vs Morehead State (03/10/18)
RBI	2	3x; last vs Belmont (05/12/18)
Stolen Bases	1	at UT Martin (03/18/18)




NIELSEN'S CAREER STATISTICS AT SOUTHEAST MISSOURI

Year	Avg.	GP-GS	AB	R	H	2B	3B	HR	RBI	TB	SLG%	BB	HBP	SO	GDP	OB%	SF	SH	SB-ATT	PO	A	E	FLD%
2018	.211	47-39	133	21	28	3	1	1	14	36	.271	16	5	23	2	.314	2	5	1-3	44	83	4	.969

NIELSEN'S CAREER STATISTICS IN OHIO VALLEY CONFERENCE GAMES

Year	Avg.	GP-GS	AB	R	H	2B	3B	HR	RBI	TB	SLG%	BB	HBP	SO	GDP	OB%	SF	SH	SB-ATT	PO	A	E	FLD%
2018	.224	29-24	85	14	19	2	1	1	11	26	.306	9	4	16	0	.320	2	3	1-1	35	58	2	.979



13

► C ► Freshman
► 6-2 ► 200 ► L/R
► Wildwood, Mo.
► Lafayette HS

WADE STAUSS

2018:

Appeared in 48 games and started in 40 ... Played in 39 games behind the plate ... Hit .197 with 27 hits, 19 runs, four doubles, seven home runs, and 23 RBIs ... Was second on the team with 27 walks, three sacrifice flies, and 261 putouts ... Listed as third on the team with seven home runs in his rookie campaign ... Was fourth on the team with a .990 fielding percentage ... Was fifth on the team with 23 runs batted in ... Had three multiple-hit games with season-best at UT Martin (3/17) where he went 4-for-4 with two singles, a double, a walk, and a stolen base ... Had six multiple RBI games with five against South Dakota State (3/2) ... Connected a four-game hitting streak from May 12-May 17 ... Reached base safely in six games for a streak that stretched from May 12-May 19 ... Named Southeast Scholar-Athlete and Commissioner Honor Roll selection.

Prep:

Suburban West All-Conference and All-Metro selection at Lafayette High School...Returned from an injury-plagued junior year to hit .508 with seven home runs and 29 RBIs in his final prep season...Boasted a 1.000 slugging percentage that year.

Personal:

Born April 4, 1999...Majoring in Business...Son of Dave and Tonia Stauss.

CAREER-HIGHS

At-Bats	4	14x; last at Eastern Kentucky (05/17/18)
Runs	2	2x; last vs Murray State (04/21/18)
Hits	4	at UT Martin (03/17/18)
Doubles	1	4x; last vs Saint Louis (04/17/18)
Triples	-	--
Home Runs	1	7x; last at Eastern Kentucky (05/17/18)
RBI	5	vs South Dakota State (03/02/18)
Stolen Bases	1	2x; las vs Eastern Illinois (04/08/18)



STAUSS'S CAREER STATISTICS AT SOUTHEAST MISSOURI

Year	Avg.	GP-GS	AB	R	H	2B	3B	HR	RBI	TB	SLG%	BB	HBP	SO	GDP	OB%	SF	SH	SB-ATT	PO	A	E	FLD%
2018	.197	48-40	137	19	27	4	0	7	23	52	.380	27	6	58	2	.347	3	1	2-4	261	31	3	.990

STAUSS'S CAREER STATISTICS IN OHIO VALLEY CONFERENCE GAMES

Year	Avg.	GP-GS	AB	R	H	2B	3B	HR	RBI	TB	SLG%	BB	HBP	SO	GDP	OB%	SF	SH	SB-ATT	PO	A	E	FLD%
2018	.229	28-25	83	13	19	3	0	4	13	34	.410	19	5	37	2	.394	2	1	2-3	162	17	2	.989



17

- OF ► Junior
- 6-0 ► 185 ► L/R
- Caruthersville, Mo.
- Caruthersville HS
- Jefferson College

PEYTON FAULKNER

2018:

Appeared in 52 games with 47 starts ... Hit .281 with 41 runs, 48 hits, two doubles, a triple, two home runs, and 22 RBI ... Was the leadoff hitter eight times and second spot hitter 33 times...Started 29 games in outfield (10 in right, eight in center and 11 in left), and 18 as designated hitter...Led the team and the OVC in hit by pitches (18) and fielding percentage (1.000) ...Was tied for first on the team and fifth in the OVC with seven sacrifice bunts ... Tied for second on the team with 11 steals attempted and a stolen base percentage of .727 ... Was third on the team with 41 runs scored ... Finished fourth in the team on the team with .417 on-base percentage ... Recorded 15 multiple-hit games, with personal-best four games with three hits ... Had five multiple RBI games ... At Austin Peay (3/31) had a season-best two hits, two runs, four RBI, a sacrifice bunt, and a home run ... Had a six-game hitting streak stretch from Mar. 2-Mar. 10 ...

Reached base safely in 22 straight games that stretched from Mar. 2- Apr. 7 ... Southeast Scholar-Athlete and Commissioner Honor Roll selection.

Jefferson College:

Hit .326 with 53 runs scored, eight doubles, a triple, four home runs and 32 RBIs in 2017...Tied for second on the team in runs and ranked second with 61 hits...Led the team with 31 stolen bases and boasted a .990 fielding percentage Committed only one error in 57 starts...Had multiple hits in 14 contests.

Prep:

Four-year starter at Caruthersville High School...Earned first-team all-conference, all-state and all-district honors in multiple seasons... Won his Conference Player of the Year award...2016 Male Athlete and Scholar-Athlete of the Year... Also played football, where he was named his team's Most Valuable Player and Offensive Player of the

Year Ranked in the top 10 percent of his class and was a member of National Honor Society.

Biomedical Sciences...Son of Kevin and Kellye Jo Faulkner.

Personal:

Born April 14, 1998...Majoring in

CAREER-HIGHS

At-Bats	5	6x; last at Eastern Kentucky (05/17/18)
Runs	3	at UT Martin (03/17/18)
Hits	3	4x; last at Eastern Kentucky (05/18/18)
Doubles	1	5x; last vs Morehead State (05/24/18)
Triples	1	at Lipscomb (05/06/18)
Home Runs	1	2x; last at Lipscomb (05/04/18)
RBI	4	at Austin Peay (03/31/18)
Stolen Bases	1	8x; last vs Belmont (05/13/18)



FAULKNER'S CAREER STATISTICS AT SOUTHEAST MISSOURI

Year	Avg.	GP-GS	AB	R	H	2B	3B	HR	RBI	TB	SLG%	BB	HBP	SO	GDP	OB%	SF	SH	SB-ATT	PO	A	E	FLD%
2018	.281	52-47	171	41	48	5	1	2	22	61	.357	22	18	31	1	.417	0	7	8-11	46	0	0	1.000

FAULKNER'S CAREER STATISTICS IN OHIO VALLEY CONFERENCE GAMES

Year	Avg.	GP-GS	AB	R	H	2B	3B	HR	RBI	TB	SLG%	BB	HBP	SO	GDP	OB%	SF	SH	SB-ATT	PO	A	E	FLD%
2018	.235	28-26	102	24	24	1	0	1	12	28	.275	11	10	19	0	.266	0	4	3-6	21	0	0	1.000



19

► UTL ► Junior
► 5-11 ► 175 ► S/R
► Dardenne Prairie, Mo.
► Fort Zumwalt West HS

DANNY WRIGHT

2018:

Played in 52 games and started in 50 ... Played center field in 33 of those games ... Hit .258 with 50 hits, 33 runs, three doubles, a triple, three home runs, and 29 RBI ... Was the leadoff hitter for 19 games in 2018 ... Was second on the team for hit by pitched with 9 ... Tied for third on the team with 25 walks and a .993 fielding percentage ... Was fourth on the team with 232 total plate appearance and 117 putouts ... Was fifth on the team with 64 total bases, three sacrifice bunts, 194 at bats, 50 starts, and 32 assists ... Reach base safely in nine games that stretched from Feb. 16- Feb. 27 ... Had an eight game hitting streak from Apr. 8- Apr. 21 ... Put together six multiple-RBI games and seven multiple-hit games ... At Austin Peay (5/18) had a season-best five at bats with two runs, three hits, five RBIs, and a homerun.

2017:

Landed a spot on the Ohio Valley Conference All-Freshman Team...Second-Team Perfect Game and Rawlings Sporting Goods Freshman All-American...Also earned Collegiate Baseball

Newspaper and National Collegiate

Baseball Writers Association Freshman All-America status...Named to the OVC All-Tournament Team...Southeast's top hitter with a .376 batting average in 51 games and 48 starts...Started the final 44 games of the season at second base...Registered 67 hits, 13 doubles, three triples, five home runs and 36 RBIs...Ranked second on the team with a .472 on-base percentage...Boasted a .567 slugging percentage...Stole nine bases and committed just seven errors... Ranked sixth in the OVC in batting average and fourth in on-base percentage... Hit .408, had a .602 slugging percentage and recorded a .508 on- base percentage in 30 conference games...Had multiple-hits in 22 contests...Hit safely in each of his last 10 games of the season... Had three hits, a home run and four RBIs vs. Saint Louis (4/18)...Went 3-for-5 with a home run, two runs scored and season-high five RBIs at Jacksonville State (5/24).

Prep:

Four-year starter and letterwinner at Fort Zumwalt West High School...Earned

first-team all-conference honors, was a first- team all-district selection and second- team all-state infielder as a senior...Garnered first-team all-conference and all-district honors as a sophomore... Was named second- team all-conference as a utility player his freshman year... Helped lead the Jaguars to a conference championship as a senior and a district title as a freshman...Played soccer and basketball...Won the Jaguar Award twice

and was a three-time Defensive MVP in soccer...Three-time first-team all-conference soccer player, who also claimed all-region honors.

Personal:

Born August 7, 1997...Son of Lonnie and Kathleen Wright... Brothers David and Peter played baseball at Longview Community College...Majoring in Health Management.

CAREER-HIGHS

At-Bats	6	2x; last vs Belmont (05/13/18)
Runs	3	3x; last at Tennessee Tech (04/29/18)
Hits	3	15x; last at Eastern Kentucky (05/18/18)
Doubles	2	vs Eastern Kentucky (05/20/17)
Triples	1	4x; last at Lipscomb (05/06/18)
Home Runs	1	5x; at Eastern Kentucky (05/18/18)
RBI	5	at Austin Peay (03/31/18)
Stolen Bases	2	at Arkansas State (02/20/18)



WRIGHT'S CAREER STATISTICS AT SOUTHEAST MISSOURI

Year	Avg.	GP-GS	AB	R	H	2B	3B	HR	RBI	TB	SLG%	BB	HBP	SO	GDP	OB%	SF	SH	SB-ATT	PO	A	E	FLD%
2017	.376	51-48	178	43	67	13	3	5	36	101	.567	26	8	36	0	.472	2	4	9-9	113	119	7	.971
2018	.258	52-50	194	33	50	3	1	3	29	64	.330	25	9	33	1	.367	1	3	8-11	117	32	1	.993
Total	.315	103-98	372	76	117	16	4	8	65	165	.444	51	17	69	1	.418	3	7	17-20	230	151	8	.979

WRIGHT'S CAREER STATISTICS IN OHIO VALLEY CONFERENCE GAMES

Year	Avg.	GP-GS	AB	R	H	2B	3B	HR	RBI	TB	SLG%	BB	HBP	SO	GDP	OB%	SF	SH	SB-ATT	PO	A	E	FLD%
2017	.408	29-28	103	24	42	11	3	1	18	62	.602	19	3	22	0	.508	1	3	7-7	62	91	4	.975
2018	.313	29-28	112	22	35	3	0	3	20	47	.420	15	3	17	1	.408	0	2	3-5	72	9	0	1.000
Total	.358	58-56	215	46	77	14	3	4	38	109	.509	34	6	39	1	.457	1	5	10-12	134	100	4	.983





23

- OF ► Senior
- 6-4 ► 215 ► L/R
- O'Fallon, Mo.
- Fort Zumwalt HS
- Jefferson College

JUSTIN DIRDEN

NCBWA DI All-American Second-Team in 2018 ... ABCA/Rawlings DI South Second Team All-Region in 2018 ... All-OVC First-Team 2018

2018:

Played in every game in 2018 and started 56 ... Played right field in 46 of those games, was the designated hitter in the rest ... Hit .340 with 72 hits, 46 runs, 19 doubles, a triple, 16 home runs, and 68 RBIs ... Hit in the fifth spot for 45 games ... Led the team and ranked in the OVC in slugging percentage (2nd in OVC, .665), runs batted in (4th, 68), home runs (5th, 16), total bases (7th, 141), games played ... Led the team with 30 walks and 57 games played ... Ranked second on the team and tenth in the OVC with 19 doubles ... Ranked second on the team with stolen-base percentage (.818), batting average (.340), on-base percentage (.437), hits (72), and runs scored (46) ... Finished third on the team in hit by pitch (8), stolen bases (9), total plate appearances (252), and at bats (212) ... Had

an eight-game hitting streak that stretched from Apr. 29-May 15 ... Reached base safely in 12 straight games that stretched from Mar. 16- Apr. 4 ... Created 22 multiple-hit games and 23 multiple-RBI games ... Had a season-best against Belmont (5/11) with four hits, two runs, five RBI, two home runs, and a walk ... Named All- OVC First Team.

Jefferson College:

Hit .323 with 40 runs scored, eight doubles, 10 home runs and 42 RBIs in 44 starts...Ranked second on the team in home runs...Boasted a .615 slugging percentage and a .474 on-base percentage...Had five stolen bases.

East Carolina:

Played in three games as a freshman in 2016.

Prep:

Four-year starter and letterwinner at Fort Zumwalt North High School... Three-time First-Team All-District selection...Hit .500 and registered a perfect field percentage his senior

year...Hit .473 as a junior and .450 as a sophomore...Helped the Panthers to 54 wins over his four-year career...Named Most Valuable Player... Member of Team Missouri at PBR's Midwest Future Game...Finished his prep career hitting .500 with five home runs and 25 RBIs...Added four triples, scored 19 runs, swiped five bases and drew 10 walks en route to First-Team All-Gateway Athletic Conference honors in the Central Division as a senior...Selected to play in the 2015 East-West

Senior All-Star Series in St. Charles, Missouri...Listed as the sixth-best outfield prospect in Missouri by Perfect Game...Named All-Central Regional Honorable Mention by Perfect Game...Rated as the 86th-best prospect in Missouri following his prep career by MaxPreps.com... Honors member.

Personal:

Born July 16, 1997...Majoring in Health Sciences...Son of Robert and Lesa Dirden.

CAREER-HIGHS

At-Bats	6	at UT Martin (03/17/18)
Runs	3	at Austin Peay (03/31/18)
Hits	4	vs Belmont (05/11/18)
Doubles	2	2x; last vs Belmont (05/12/18)
Triples	1	vs Morehead State (03/10/18)
Home Runs	2	vs SIUE (03/25/18)
RBI	5	vs SIUE (03/25/18)
Stolen Bases	1	9x; last at Eastern Kentucky (05/17/18)



DIRDEN'S CAREER STATISTICS AT SOUTHEAST MISSOURI

Year	Avg.	GP-GS	AB	R	H	2B	3B	HR	RBI	TB	SLG%	BB	HBP	SO	GDP	OB%	SF	SH	SB-ATT	PO	A	E	FLD%
2018	.340	57-56	212	46	72	19	1	16	68	141	.665	30	8	61	4	.437	2	0	9-11	82	6	1	.989

DIRDEN'S CAREER STATISTICS IN OHIO VALLEY CONFERENCE GAMES

Year	Avg.	GP-GS	AB	R	H	2B	3B	HR	RBI	TB	SLG%	BB	HBP	SO	GDP	OB%	SF	SH	SB-ATT	PO	A	E	FLD%
2018	.373	31-31	118	29	44	12	1	10	45	88	.746	21	6	33	2	.490	0	0	5-5	44	2	1	.979



11

► RHP ► Senior
 ► 5-11 ► 190 ► L/R
 ► Farmington, Mo.
 ► Farmington H.S.
 ► Mineral Area

LOGAN WINDER

2018:

Appeared in 19 games and started in four with a 3-1 record ... Finished the season with a 6.27 ERA ... Pitched in a total of 33 innings with 29 strikeouts ... Was fifth on the team for most batters struck out looking with nine strikeouts ... Struck out eight batters in 3.2 inning pitch at Missouri State (3/20) ... Named Southeast Scholar-Athlete and Commissioner Honor Roll selection.

Mineral Area College:

Earned all-conference honors... Started 52 games as a sophomore in 2017...Hit .326 with 32 runs scored, four doubles, a home run and 25 RBIs...Collected 17 stolen bases... Led the team with a 8-2 record in 14 appearances and 13 starts on the

mound...Struck out a team-high 77 in 68 innings and tossed five complete games...Hit .297 in 30 games and 22 starts as a freshman...Put together a 6-2 record in 14 appearances and 13 starts...Recorded 61 strikeouts in 67.1 innings and threw one complete game and a shutout.

Prep:

Second-Team MAAA All-Conference selection at Farmington High School.

Personal:

Born May 27, 1997...Majoring in Social Studies...Son of Scott and Pam Winder.

CAREER-HIGHS

Innings.....	4.0	vs Saint Louis (04/17/18)
Fewest Hits.....	1	10x; last vs Jacksonville State (05/25/18)
Most Hits.....	3	5x; last at Tennessee Tech (04/27/18)
Fewest Runs.....	0	4x; last vs Jacksonville State (05/25/18)
Most Runs.....	4	at Missouri State (03/20/18)
Fewest Walks.....	0	4x; last vs Jacksonville State (05/25/18)
Strikeouts	8	at Missouri State (03/20/18)



15

► RHP ► Junior
 ► 6-1 ► 205 ► R/R
 ► Cobden, Ill.
 ► Cobden H.S.
 ► Parkland College

LOGAN SPALT

2018:

Appeared in 14 games and started all of those 14 games with a 6-8 record ... Was the only pitcher on team with 14 games started in 2018 ... Was third on the team for ERA (6.63), innings pitched (57), batters struck out (46), batters struck out looking (12) ... Pitched the first game of the series against South Dakota State (3-3) where he had a 1.00 ERA and six strikeouts in four innings of work.

Parkland College:

Put together a 3-0 record and 0.59 ERA in seven appearances and one start in 2017...Struck out 21 and allowed 10 walks in 15.1 innings... Picked up one save and allowed only one earned run...Helped lead

the Cobras to a 52-9-1 record...

Struck out three in five scoreless innings to get his first career win vs. Lake Michigan (3/18/17).

Prep:

Compiled a 19-5 record and 1.38 ERA in three varsity seasons at Cobden High School...Went 14-1 with a 0.49 ERA and 112 strikeouts to just 26 walks in 85.1 innings as a junior... Named The Southern's 2015 Baseball Player of the Year...Also hit .456 with two home runs and 42 RBIs, leading the Appleknockers to their first Class 1A state championship.

Personal:

Born February 24, 1999...Majoring in Exploratory...Son of Dane and Elaine Spalt.

CAREER-HIGHS

Innings.....	6.2	vs Eastern Illinois (04/07/18)
Fewest Hits.....	1	at Charleston (02/17/18)
Most Hits.....	8	at Jacksonville State (04/13/17)
Fewest Runs.....	0	vs SIUE (03/24/18)
Most Runs.....	6	at UT Martin (03/16/18)
Fewest Walks.....	0	3x; last vs Morehead State (05/24/18)
Strikeouts	6	2x; last vs South Dakota State (03/03/18)

WINDER'S CAREER STATISTICS AT SOUTHEAST MISSOURI

Year	ERA	W-L	APP	GS	CG	SHO	SV	IP	H	R	ER	BB	SO	2B	3B	HR	B/Avg.	WP	HBP	BK	SFA	SHA
2018	6.27	1-2	19	4	0	0/0	0	33.0	33	30	23	28	29	5	0	3	.252	4	4	1	3	0

WINDER'S CAREER STATISTICS IN OHIO VALLEY CONFERENCE GAMES

Year	ERA	W-L	APP	GS	CG	SHO	SV	IP	H	R	ER	BB	SO	2B	3B	HR	B/Avg.	WP	HBP	BK	SFA	SHA
2018	4.02	1-2	11	1	0	0/0	0	15.2	16	13	7	12	12	1	0	1	.250	1	3	1	2	0

SPALT'S CAREER STATISTICS AT SOUTHEAST MISSOURI

Year	ERA	W-L	APP	GS	CG	SHO	SV	IP	H	R	ER	BB	SO	2B	3B	HR	B/Avg.	WP	HBP	BK	SFA	SHA
2018	6.63	2-2	14	14	0	0/1	0	57.0	68	46	42	23	46	12	2	7	.294	9	9	0	3	3

SPALT'S CAREER STATISTICS IN OHIO VALLEY CONFERENCE GAMES

Year	ERA	W-L	APP	GS	CG	SHO	SV	IP	H	R	ER	BB	SO	2B	3B	HR	B/Avg.	WP	HBP	BK	SFA	SHA
2018	6.99	2-0	9	9	0	0/1	0	37.1	47	29	29	17	26	5	2	6	.309	7	5	0	1	2





16

► LHP ► Senior
► 5-11 ► 180 ► L/L
► Gilbert, Ariz.
► Williams Field H.S.
► South Mountain CC

AARON STRETCH

2018:

Pitched 25 games from the bullpen with a 2-2 record ... Had an ERA of 4.15 in 39 innings of work ... First on the team and tied for eighth in the OVC with 25 appearances ... Had a team-high 25 games in relief and 9 games finished ... Second on the team and sixth in the OVC with four saves ... Was fifth on the team with 30 batters struck out ... Had an season-high ERA 0.00 and a no-hitter in four innings of work against Bowling Green (2/23) ... Named Southeast Scholar-Athlete and Commissioner Honor Roll selection.

South Mountain CC:

Made a team-high 22 relief appearances in 2017...Finished with a 3-5 record and 2.48 ERA...Led the team

with four saves...Struck out 38 and walked 19 in 36.1 innings...Compiled a 2-1 record in 16 relief games as a freshman...Recorded 30 strikeouts in 27 innings of work.

Prep:

Graduated from Williams Field High School...Two-year starter...Posted a career record of 10-7 in 21 appearances and 17 starts...Threw a total of six complete games...Boasted a 2.10 ERA as a junior and tallied a career-best 59 strikeouts his senior season...Notched a total of 101 strikeouts over his final two prep campaigns.

Personal: Born October 27, 1996...Majoring in Human Environmental Studies...Son of Tim Stretch and Allen and Dawn Cain.

CAREER-HIGHS

Innings.....	4.0	vs Bowling Green (02/23/18)
Fewest Hits.....	0	9x; last at Lipscomb (05/04/18)
Most Hits.....	4	at Eastern Kentucky (05/18/18)
Fewest Runs.....	0	13x; last vs Belmont (05/12/18)
Most Runs.....	4	vs Jacksonville (05/25/18)
Fewest Walks.....	0	11x; last at Eastern Kentucky (05/18/18)
Strikeouts.....	5	Southern Illinois (03/06/18)



20

► RHP ► Redshirt Junior
► 6-4 ► 220 ► R/R
► Cape Girardeau, Mo.
► Cape Central HS

CHASE HAGERTY

2018:

Pitched in five games from the bullpen ... Finished the season with a 0.00 ERA with a total of six strikeouts ... Had a season-high three strikeouts in an inning on the mound against McKendree (4/10).

2017:

Pitched in 14 games and started two... Notched 17 strikeouts in 22 innings Finished the season with a 0-1 record... Struck out two in 3.1 innings during his first career start vs. Southern Illinois (4/25)...Recorded three strikeouts in 3.2 innings at Saint Louis (5/2), his other start of the season...Posted a season-high four strikeouts on two occasions – at Stephen F. Austin (2/17) and at Morehead State (3/9).

2016: Redshirted.

Prep:

Four-year starter and letterman at Cape Central High School...Pitched and played first and third base...Through his first three years, had a 1.43 ERA with 295 strikeouts and only 78 walks... Finished his senior campaign with a 1.39 ERA in 53 innings with 70 strikeouts and 11 walks...Multiple all-district, all-conference, all-conference tournament and All-Southeast Missouri Team member...Also played four years of basketball, two years of football, and one year of swimming...Was awarded the Jim Allen Award, which goes to the male athlete who best exemplifies the qualities of citizenship...Helped lead Cape Central to district and sectional championships.

Personal: Born October 20, 1996...Son of Chuck and Gina Hagerty...Majoring in General Studies.

CAREER-HIGHS

Innings.....	3.2	at Saint Louis (05/02/17)
Fewest Hits.....	0	7x; last vs McKendree (04/10/18)
Most Hits.....	7	at Morehead State (03/09/18)
Fewest Runs.....	0	11x; last vs Morehead State (05/24/18)
Most Runs.....	5	2x; last at SIUE (03/25/17)
Fewest Walks.....	0	8x; last vs Morehead State (05/24/18)
Strikeouts.....	4	2x; last at Morehead State (03/09/17)

STRETCH'S CAREER STATISTICS AT SOUTHEAST MISSOURI

Year	ERA	W-L	APP	GS	CG	SHO	SV	IP	H	R	ER	BB	SO	2B	3B	HR	B/Avg.	WP	HBP	BK	SFA	SHA
2018	4.15	2-2	252	0	0	0/0	4	39.0	32	20	18	24	30	4	0	5	.225	0	4	1	4	3

STRETCH'S CAREER STATISTICS IN OHIO VALLEY CONFERENCE GAMES

Year	ERA	W-L	APP	GS	CG	SHO	SV	IP	H	R	ER	BB	SO	2B	3B	HR	B/Avg.	WP	HBP	BK	SFA	SHA
2018	3.10	2-1	14	0	0	0/0	4	20.1	17	8	7	8	15	2	0	2	.230	0	3	1	2	1

HAGERTY'S CAREER STATISTICS AT SOUTHEAST MISSOURI

Year	ERA	W-L	APP	GS	CG	SHO	SV	IP	H	R	ER	BB	SO	2B	3B	HR	B/Avg.	WP	HBP	BK	SFA	SHA
2017	7.36	0-1	14	2	0	0/0	0	22.0	29	19	18	14	17	4	0	5	.341	4	7	0	2	3
2018	0.00	0-0	5	0	0	0/1	0	4.1	3	0	0	4	6	2	0	0	.214	0	0	1	1	0
Total	6.15	0-1	19	2	0	0/1	0	26.1	32	19	18	18	23	6	0	5	--	4	7	1	3	3

HAGERTY'S CAREER STATISTICS IN OHIO VALLEY CONFERENCE GAMES

Year	ERA	W-L	APP	GS	CG	SHO	SV	IP	H	R	ER	BB	SO	2B	3B	HR	B/Avg.	WP	HBP	BK	SFA	SHA
2017	15.12	0-0	7	0	0	0/0	0	8.1	16	14	14	9	8	2	0	4	.457	2	4	0	2	1
2018	0.00	0-0	1	0	0	0/0	0	1.0	1	0	0	0	1	1	0	0	.250	0	0	0	0	0
Total	13.50	0-0	8	0	0	0/0	0	9.1	17	14	14	9	9	3	0	4	--	2	4	0	2	1



24

► RHP ► Senior
 ► 6-3 ► 195 ► R/R
 ► Camden, Tenn.
 ► Camden Central H.S.
 ► Jackson State College

CHRISTIAN VICK

2018: Appeared in 17 games and started 13 on the mound ... Finished with a 5-8 record in 63.1 innings of work and a 5.68 ERA ... Was second on the team in ERA (5.68), innings pitched (63.1), games started (13) ... Was second-best after striking out 50 batters with 15 batters struck out looking ... Was third on the team after he caught runners stealing and only allowed 82 hits ... Against Bowling Green (2/25) had a season-high 1.00 ERA with six strikeouts in four innings ... Southeast Scholar Athlete.

Jackson State College:

Ranked third on the team with six victories and led the team with 13 starts...Went 6-6 with two complete games and one shutout in 14 appearances...Ranked third on the team with

73 strikeouts in 67 innings...Missed the 2016 season after undergoing Tommy John surgery...Appeared in nine games and made one start for the Generals in 2015...Finished with 15 strikeouts in 16.2 innings.

Prep:


Four-year starter and letterman at Camden Central High School...Two-time all-district performer...Earned All-West Tennessee honorable mention accolades as a senior...Was also an all-district honoree in football, where he earned District Offensive Player of the Year laurels.

Personal:

Born March 12, 1996...Majoring in Athletic Training...Son of Tim and Donna Vick.

CAREER-HIGHS

Innings.....	6.1	vs Eastern Illinois (04/06/18)
Fewest Hits.....	1	vs Bowling Green (02/23/18)
Most Hits.....	10	at Tennessee Tech (04/28/18)
Fewest Runs.....	0	3x; last at UT Martin (03/17/18)
Most Runs.....	5	4x; last at Tennessee Tech (04/28/18)
Fewest Walks.....	0	5x; last vs Jacksonville State(05/25/18)
Strikeouts.....	6	2x; last vs South Dakota State (03/04/18)



26

► LHP ► Senior
 ► 6-0 ► 190 ► L/L
 ► Poplar Bluff, Mo.
 ► Poplar Bluff H.S.

WESLEY PYLES

2018: Appeared in nine games out of the bullpen ... Recorded 16 strikeouts in 14.2 innings pitched ... Allowed only eight runs and four extra base hits ... Had a season-high six strikeouts in 3.1 innings of work at Georgia Tech (5/15).

2017:

Appeared in five games out of the bullpen ... Recorded five strikeouts in 3.2 innings ... Longest outing was two innings at Morehead State (3/10) ... Struck out the side vs. Western Illinois (2/24) ... Also had two strikeouts in two innings at Morehead State (3/10).

2016: Redshirted due to injury.

2015:

Made 18 appearances out of the bullpen as a true freshman ... Finished with a

3.60 ERA in 10 innings ... Struck out eight and walked 12 ... Held opposing hitters to a .235 batting average ... Southeast Scholar-Athlete.

Prep: Graduated from Poplar Bluff High School where he started and lettered all four years ... Went 7-2 on his way to all-conference, all-district and all-state honors as a senior ... Posted a 5-1 record with a 1.16 ERA as a junior ... Allowed only one extra base hit that season ... Earned all-conference and all-district accolades ... Led his team in starts, wins, and innings pitched in consecutive seasons ... Played football for two years.

Personal: Born March 20, 1995 ... Son of Jerry and Donna Pyles ... Both parents are graduates of Southeast ... Majoring in Business Administration.

CAREER-HIGHS

Innings.....	3.1	at Georgia Tech (05/15/18)
Fewest Hits.....	0	13x; last at Tennessee Tech (04/28/18)
Most Hits.....	4	2x; last vs Morehead State (05/24/18)
Fewest Runs.....	0	19x; last at Tennessee Tech (04/28/18)
Most Runs.....	4	2x; last at SIUE (03/25/17)
Fewest Walks.....	0	15x; last at Eastern Kentucky (05/18/18)
Strikeouts.....	6	at Georgia Tech (05/15/18)

VICK'S CAREER STATISTICS AT SOUTHEAST MISSOURI

Year	ERA	W-L	APP	GS	CG	SHO	SV	IP	H	R	ER	BB	SO	2B	3B	HR	B/Avg.	WP	HBP	BK	SFA	SHA
2018	5.68	5-5	17	13	0	0/0	0	63.1	82	46	40	18	50	13	1	8	.309	4	7	0	2	2

VICK'S CAREER STATISTICS IN OHIO VALLEY CONFERENCE GAMES

Year	ERA	W-L	APP	GS	CG	SHO	SV	IP	H	R	ER	BB	SO	2B	3B	HR	B/Avg.	WP	HBP	BK	SFA	SHA
2018	5.77	4-3	10	10	0	0/0	0	43.2	59	30	28	14	24	9	0	6	.319	2	3	0	2	2

PYLES' CAREER STATISTICS AT SOUTHEAST MISSOURI

Year	ERA	W-L	APP	GS	CG	SHO	SV	IP	H	R	ER	BB	SO	2B	3B	HR	B/Avg.	WP	HBP	BK	SFA	SHA
2015	3.60	0-0	18	0	0	0/0	0	10.0	8	6	4	12	8	0	0	1	.235	4	2	0	2	2
2017	22.09	0-0	5	0	0	0/0	0	3.2	9	10	9	3	5	4	0	2	.429	2	2	0	0	0
2018	4.30	0-1	9	0	0	0/1	0	14.2	13	8	7	6	16	3	0	1	.241	2	0	0	0	1
Total	6.35	0-1	32	0	0	0/1	0	28.1	30	24	20	21	29	7	0	4	--	8	4	0	2	3

PYLES' CAREER STATISTICS IN OHIO VALLEY CONFERENCE GAMES

Year	ERA	W-L	APP	GS	CG	SHO	SV	IP	H	R	ER	BB	SO	2B	3B	HR	B/Avg.	WP	HBP	BK	SFA	SHA
2015	0.00	0-0	8	0	0	0/0	0	3.0	5	2	0	6	1	0	0	0	.417	2	2	0	2	1
2017	27.00	0-0	2	0	0	0/0	0	2.1	6	8	7	3	2	3	0	1	.429	1	2	0	0	0
2018	4.50	0-0	3	0	0	0/0	0	4.0	3	2	2	1	3	1	0	1	.200	1	0	0	0	0
Total	8.68	0-0	13	0	0	0/0	0	9.1	14	12	9	10	6	4	0	2	--	4	4	0	2	1





28

► RHP ► Redshirt-Sophomore
 ► 6-3 ► 200 ► R/R
 ► Collinsville, Ill.
 ► Collinsville H.S.

MATT COOK

2018:

Appeared in seven games before missing the rest of the season due to injury... Finished the season with a 6.35 ERA in 5.2 innings ... Named Southeast Scholar-Athlete and Commissioner Honor Roll selection.

2017:

Redshirted.

Prep:

Started two years and lettered three times at Collinsville High School.

Personal:

Born January 16, 1998... Son of Kevin and Kathy Cook... Sister Christa played softball at Washington University in St. Louis... Majoring in Entrepreneurship.

CAREER-HIGHS

Innings.....	1.0	4x; last at Missouri State (03/20/18)
Fewest Hits.....	0	at Charleston (02/17/18)
Most Hits.....	2	2x; last at Austin Peay (03/30/18)
Fewest Runs.....	0	4x; last vs Saint Louis (04/04/18)
Most Runs.....	2	at Missouri State (03/20/18)
Fewest Walks.....	0	5x; last vs Saint Louis (04/04/18)
Strikeouts.....	1	2x; last at Austin Peay (03/30/18)



32

► RHP ► Junior
 ► 5-10 ► 180 ► R/R
 ► O'Fallon, Mo.
 ► Fort Zumwalt West HS
 ► Longview CC

NATHAN BOCK

2018:

Made 11 appearances from the bullpen with a 1-0 record ... Had a 4.91 ERA in 11 innings with 10 strikeouts ... Against Saint Louis (4/4), had a season-best 4.91 ERA with a strikeout in three innings pitched for his first win.

MCC-Longview:

Did not pitch in 2017 ... Made 13 starts and finished with a 6-3 record as a freshman in 2016 ... Tossed four complete games and struck out 54 in 66 innings.

Prep:

Attended Fort Zumwalt West High School ... Finished his prep career with a .438 batting average and a .526 on-base percentage.

Personal:

Born September 21, 1996 ... Majoring in General Studies ... Son of Robert and Colleen Bock ... First cousin is teammate Danny Wright.

CAREER-HIGHS

Innings.....	3.0	vs Saint Louis (04/04/18)
Fewest Hits.....	0	3x; last at Georgia Tech (05/15/18)
Most Hits.....	3	at Charleston (02/16/18)
Fewest Runs.....	0	8x; last at Georgia Tech (05/15/18)
Most Runs.....	3	vs Bowling Green (02/25/18)
Fewest Walks.....	0	5x; last at Georgia Tech (05/15/18)
Strikeouts.....	3	at Saint Louis (05/01/18)

COOK'S CAREER STATISTICS AT SOUTHEAST MISSOURI

Year	ERA	W-L	APP	GS	CG	SHO	SV	IP	H	R	ER	BB	SO	2B	3B	HR	B/Avg.	WP	HBP	BK	SFA	SHA
2018	6.35	0-1	7	0	0	0/0	0	5.2	8	4	4	2	2	1	0	1	.400	1	0	0	3	0

COOK'S CAREER STATISTICS IN OHIO VALLEY CONFERENCE GAMES

Year	ERA	W-L	APP	GS	CG	SHO	SV	IP	H	R	ER	BB	SO	2B	3B	HR	B/Avg.	WP	HBP	BK	SFA	SHA
2018	5.40	0-1	2	0	0	0/0	0	1.2	3	1	1	0	2	0	0	0	.375	0	0	0	0	0

BOCK'S CAREER STATISTICS AT SOUTHEAST MISSOURI

Year	ERA	W-L	APP	GS	CG	SHO	SV	IP	H	R	ER	BB	SO	2B	3B	HR	B/Avg.	WP	HBP	BK	SFA	SHA
2018	4.91	1-0	11	0	0	0/1	0	11.0	13	6	6	8	10	5	0	0	.310	1	5	0	1	0

BOCK'S CAREER STATISTICS IN OHIO VALLEY CONFERENCE GAMES

Year	ERA	W-L	APP	GS	CG	SHO	SV	IP	H	R	ER	BB	SO	2B	3B	HR	B/Avg.	WP	HBP	BK	SFA	SHA
2018	0.00	0-0	4	0	0	0/1	0	3.1	3	0	0	4	5	1	0	0	.231	1	0	0	0	0



38

► LHP ► Senior
► 5-8 ► 185 ► L/L
► Jefferson City, Mo.
► Helias Catholic HS
► MCC-Longview

AUSTIN SACHSE

2018:

Appeared in four games from the bullpen with a 0.00 ERA in an inning of work with one strikeout ... Named a Southeast Scholar-Athlete.

MCC-Longview:

Led the pitching staff with a 9-3 record and 3.05 ERA in 2017 ... Ranked first on the team in games started (12), complete games (6), shutouts (3), and strikeouts (72) ... Threw a no-hitter and struck out 11 in seven innings during a 7-0 win against Cloud County CC (4/17) ... Led the NJCAA in shutouts and ranked fifth in complete games ... Had 10 strikeouts in five innings during a 10-0 win over Wentworth Military (5/11) ... Made 16 relief appearances as a freshman ... Recorded 34 strikeouts and one save in 26.1 innings ... Fin-

ished with a 2-1 record and 3.76 ERA ... Was teammates with Nathan Bock.

Prep:

Attended Helias Catholic High School in Jefferson City, Missouri.

Personal:

Born May 16, 1996 ... Majoring in Computer Science ... Son of Rob and Tammy Sasche.

CAREER-HIGHS

Innings.....	0.1	3x; last at Central Arkansas (03/13/18)
Fewest Hits.....	0	4x; last at Central Arkansas (03/13/18)
Most Hits.....	0	4x; last at Central Arkansas (03/13/18)
Fewest Runs.....	0	4x; last at Central Arkansas (03/13/18)
Most Runs.....	0	4x; last at Central Arkansas (03/13/18)
Fewest Walks.....	0	vs Bowling Green (02/25/18)
Strikeouts.....	1	at Charleston (02/17/18)



44

► RHP ► RS-Sophomore
► 6-4 ► 220 ► R/R
► Cape Girardeau, Mo.
► Central H.S.

DAN BERGTHOLDT

2018:

Pitched in 23 games with 3 starts for a 1-2 record ... Had an ERA of 4.80 in 50.2 innings of work ... Led the team and was seventh in the OVC in saves with five ... Was third on the team with 23 appearances ... Was fourth on the team with 33 batters struck out ... Against Tennessee Tech (4/29) had a season-best 3.2 innings of work with a pair of strikeouts and an 4.81 ERA ... Named Southeast Scholar-Athlete and Commissioner Honor Roll selection.

2017:

Pitched in 12 games out of the bullpen... Fashioned a 2-1 record... Posted four strikeouts in 10 innings of work... Picked up his first career win when he struck out one in 1.2 innings vs. Tennessee Tech (4/29)... Matched his longest outing of the season when he also worked 1.2 innings at Western Michigan (5/6)... Recorded a season-high two strikeouts in two-thirds of an inning vs. Southern Illinois (4/25)... Southeast Scholar-Athlete and Ohio Valley Conference Commissioner's Honor Roll selection.

2016:

Started two games in five total appearances in his rookie campaign... Pitched six total innings including a season-long 3.0 inning outing in his Redhawk debut at Alcorn State (2/22)... Southeast Scholar-Athlete.

Prep:

Started and lettered three years for Valley Catholic High School... Pitched and played first base... Helped lead Valle Catholic to back-to-back Class 2 State Championships as a junior and a senior... Earned All-State, all-district, and all conference honors as a sophomore, junior, and senior... Struck out 15 batters during the Class 2 state semifinals against Linn in 2014... Threw a one-hitter in the state semis in 2015 while striking out 14... Hit a two-run home run in the state championship game Also competed in basketball... Earned all-conference and all-district honors in basketball... Was a high-honors student.

Personal:

Born March 4, 1997... Son of Jerry and Geri Bergholdt... Sister Abbie plays volleyball at Fontbonne University... Majoring in Corporate Communication at Southeast.

CAREER-HIGHS

Innings.....	4.2	vs Bowling Green (02/25/18)
Fewest Hits.....	0	10x; last vs Murray State (05/23/18)
Most Hits.....	6	at Tennessee Tech (04/29/18)
Fewest Runs.....	0	17x; last vs Murray State (05/23/18)
Most Runs.....	5	2x; last at Morehead State (03/10/17)
Fewest Walks.....	0	23x; last vs Murray State (05/23/18)
Strikeouts.....	3	4x; last Belmont (05/13/18)

SACHSE'S CAREER STATISTICS AT SOUTHEAST MISSOURI

Year	ERA	W-L	APP	GS	CG	SHO	SV	IP	H	R	ER	BB	SO	2B	3B	HR	B/Avg.	WP	HBP	BK	SFA	SHA
2018	0.00	0-0	4	0	0	0/0	0	1.0	0	0	0	5	1	0	0	0	.000	2	0	0	0	0

SACHSE'S CAREER STATISTICS IN OHIO VALLEY CONFERENCE GAMES

Year	ERA	W-L	APP	GS	CG	SHO	SV	IP	H	R	ER	BB	SO	2B	3B	HR	B/Avg.	WP	HBP	BK	SFA	SHA
2018	0.00	0-0	4	0	0	0/1	0	3.1	3	0	0	4	5	1	0	0	.231	1	0	0	0	0

BERGTHOLDT'S CAREER STATISTICS AT SOUTHEAST MISSOURI

Year	ERA	W-L	APP	GS	CG	SHO	SV	IP	H	R	ER	BB	SO	2B	3B	HR	B/Avg.	WP	HBP	BK	SFA	SHA
2016	16.50	1-0	5	2	0	0/0	0	6.0	10	13	11	7	4	1	0	2	.333	1	1	0	1	0
2017	8.10	2-1	12	0	0	0/0	0	10.0	17	13	9	6	4	5	0	2	.378	2	0	0	0	2
2018	4.80	2-4	23	3	0	0/1	5	50.2	44	28	27	16	33	4	0	4	.240	2	2	0	2	2
Total	6.35	5-5	40	5	0	0/1	5	66.2	71	42	47	29	41	10	0	8	--	5	3	0	3	4

BERGTHOLDT'S CAREER STATISTICS IN OHIO VALLEY CONFERENCE GAMES

Year	ERA	W-L	APP	GS	CG	SHO	SV	IP	H	R	ER	BB	SO	2B	3B	HR	B/Avg.	WP	HBP	BK	SFA	SHA
2016	--	0-0	1	0	0	0/0	0	0.0	2	2	2	0	0	0	0	1	--	0	0	0	0	0
2017	16.20	1-0	6	0	0	0/0	0	3.1	8	9	6	6	1	4	0	2	.400	0	0	0	0	0
2018	5.28	2-1	15	1	0	0/1	3	30.2	32	19	18	7	18	3	0	2	.276	0	1	0	0	2
Total	6.88	3-1	22	1	0	0/1	3	34.0	42	30	26	13	19	7	0	5	--	0	1	0	0	2



2019 BASEBALL



1

► OF ► Junior
► 5-11 ► 205 ► R/R
► Scott City, Mo.
► Scott City HS
► Mineral Area CC

TRENT POBST

Prep:

Had a .350 batting average with three home runs, 36 RBI, and 14 stolen bases his senior season ... Named All-District, All-Conference, and All-State Honorable Mention ... Had a .515 batting average his junior season ... Had six homers, 49 RBI, 53 hits and 16 doubles ... Named First-Team All-State, All-District,

and All-Conference ... Played with current teammate Bryan McNeeley for two years in high school.

Personal:

Born on August 16, 1997 to John and Karen Pobst... Has two brothers, Zach and Heath ... Majoring in Parks and Recreation at Southeast.



4

► C ► Junior
► 6-0 ► 200 ► R/R
► Kansas City, Kan.
► Shawnee Mission Northwest HS
► Hutchinson CC

GARRETT STEPHENS

Prep:

Had a .280 batting average at Hutchinson CC ... Had seven home runs and 44 RBI ... Named Most Inspirational Baseball Player 2017-18 at HCC.

Connor ... Majoring in Business Administration at SEMO.

Personal:

Born February 17, 1998 to Mark and Joan Stephens ... Has one brother,



8

► RHP ► Redshirt Junior
► 5-11 ► 185 ► R/R
► Edwardsville, Ill.
► Edwardsville HS
► Parkland College

DANIEL LLOYD

2018:

Redshirted ... Named Southeast Scholar-Athlete.

Parkland College:

Compiled a 4-0 record and 3.91 ERA in 12 appearances and five starts...Ranked second on the team with two saves...Struck out 36 in 25.1 innings...Went 6-0 with a 3.27 ERA in 14 games and six starts as a freshman...Recorded 58 strikeouts in 44 innings...Helped lead Parkland to a NJCAA Division II World Series appearance.

Prep:

Attended Edwardsville High School...Finished his prep career with a 0.71 ERA and a 17-0 record... Only pitcher in school history to go undefeated as a starting pitcher... Earned first-team all-conference and all-metro honors.

Personal:

Born July 12, 1997...Majoring in Health Management...Son of Tim and Jodi Lloyd.



9

► INF ► Sophomore
► 6-3 ► 210 ► R/R
► Rossmore, Calif.
► Los Alamitos HS
► Long Beach City College

TYLER WILBER

Prep:

Attended Long Beach City College ... Had a .331 batting average, .407 on-base percentage, and .964 fielding percentage.

Personal:

Born November 28, 1997 to Bruce Wilber and Kathleen Goggin ... Has one brother, Greg Goggin ... His father, Bruce Wilber played baseball with the Portland Mavericks ... Majoring in Social Science at SEMO.

NEWCOMERS



12

► C ► Freshman
► 6-2 ► 2-5 ► R/R
► St. Louis, Mo.
► St. John Vianney HS

ANDREW KECK

Prep:

Received First Honors all four years at St. John Vianney HS ... Was a state champion in 2018 with fellow Redhawk Noah Niznik ... Named First-Team All-Conference, All-State and All-Metro ... Had three home runs, 37 hits, 35 RBI, and 40 runs his senior season ... Recorded a .330 batting average, .453 OB%, .500 slugging percentage on 112 AB ... Named First-Team All-Conference, Second-Team All-State and First-Team All-Metro his junior season

... Honored as Under Armour All-American and Offensive MVP at Vianney ... Had .452 batting average, .543 OB%, .600 slugging percentage on 115 AB ... Had 33 runs, 52 hits, and 29 RBI in his junior season.

Personal:

Born December 12, 1999 ... Son of Jamie Windhorst and Tom Man (Stepfather) ... Has one brother, Luke Mann and one sister, Lexei Mann ... Brother, Luke, is a freshman on Missouri's baseball team ... Majoring in Business at SEMO.



14

► OF ► Junior
► 6-3 ► 205 ► R/R
► Oklahoma City, Okla.
► Yukon HS
► Northeastern Junior College

KEEGAN MEYN

Prep:

Had a .359 batting average with 44 RBI, six home runs, 12 stolen bases, .430 on-base percentage on 172 plate appearances ... Named Oakley All-American, Area Code Games, Region IX All-Region Second-Team at Northeastern ... Honored as a Ferguson Jenkins Outstanding Student Athlete Award and Oklahoma Scholar Athlete.

Personal:

Born November 26, 1995 to Eric and Brandy Meyn ... Has one brother, Hunter ... Majoring in Integrated Marketing Communications at SEMO.



18

► LHP ► Freshman
► 5-11 ► 180 ► L/L
► St. Louis, Mo.
► St. John Vianney HS

NOAH NIZNIK

Prep:

Was a 2018 state champion at St. John Vianney HS with fellow Redhawk Andrew Keck ... Earned Second-Team Honors both his senior and junior season.

Personal:

Born Noah Robert Niznik on May 31, 2000 ... Son of Tracy Niznik ... Has one sister, Sabrina ... Majoring in Business Administration at SEMO.



21

► OF ► Freshman
► 6-0 ► 205 ► R/R
► Rolla, Mo.
► Rolla HS

BRETT GONZALEZ

Prep:

Had four home runs, 23 RBI, nine stolen bases his senior year ... Had the team-high .408 batting average his last season ... Named First-Team All-District and Honorable Mention All-Ozark Conference ... Had a .308 batting average, four home runs with 17 stolen bases his junior year ... Led the team with a .436 batting average and had seven stolen bases his sophomore year ... Named First-Team All-Ozark Conference and First-Team All-District his sopho-

more year.

Personal:

Born on December 21, 1999 to Cathy Kossuth and David Gonzalez ... Has two sisters, Sakira Gonzalez and Madison Kossuth ... Has three brothers, Derrick and Drazen Gonzalez and Camryn Kossuth ... Father, David Gonzalez, ran track at University of Puerto Rico from 1994-1998 ... Majoring in Business at SEMO.



PROTECT
THIS HOUSE



22

► INF ► Redshirt Junior
 ► 6-2 ► 210 ► L/R
 ► Plainfield, Ill.
 ► Plainfield Central HS.
 ► Kaskaskia College

AUSTIN BLAZEVIC

2018:
 Redshirted.

Kaskaskia College:

Started all 43 games and hit .311 with 25 runs scored, seven doubles and 34 RBI ... Ranked second on the team with six home runs ... Started 21 of 34 games ... Hit .235 with 14 runs, eight doubles, a triple, home run and 14 RBI ... Named an All-Star in the Midwest College Summer League after hitting .345 with 12 doubles and 31 RBIs.

Prep:

Lettered and started three years at Plainfield Central High School ... Played both corner infield positions as well as the outfield ... All- area and all-conference selection while hitting .380 in his career with 30 doubles.

Personal:

Majoring in Business Administration ... Born January 30, 1997 ... Son of James and Kathy Blazevic.



25

► UTL ► Junior
 ► 6-2 ► 215 ► L/L
 ► Danville, Ill.
 ► Bismark-Henning HS
 ► Kankakee CC

DYLAN DODD


Prep:

Was a NJCAA World Series National Champion in 2018 ... Named to the NJCAA World Series All-Tournament Team, NJCAA Academic All-American in 2017, NJCAA All-Region First Baseman, NJCAA Region 24 Gold Glove, and KCC Team MVP in 2018 ... Named 2018 Prospect League All-Star with the Hannibal Hoots ... Was All-Conference and All-County all four years at Bismark Henning HS ... Was the American Legion Illinois State Champion with Post 210 ... Earned IHSFCA All-State First-Team in foot-

ball and Academic All-State his senior season ... Named All-Conference, and All-County in both baseball and football his junior year ... Was an Academic All-State in football ... Named baseball team's MVP his senior, junior and sophomore year ... As a freshman, led the area with a .021 ERA.

Personal:

Born on June 6, 1998 to Mark and Thea Dodd ... Has one brother, Dawson ... Undecided on his studies at SEMO.



27

► INF ► Freshman
 ► 6-3 ► 195 ► R/R
 ► Poplar Bluff, Mo.
 ► Poplar Bluff HS

TURNER FRITTS

Prep:

Named First-Team All-District, All-Conference and All-State his senior year ... Named First-Team All-Conference Player of the Year his last season at Poplar Bluff ... Had a .598 batting average with 10 home runs to earn a First-Team nomination for Class 5 senior All-Star game ... Had a .320 batting average his junior year with All-District an All-Conference honors ... Had a .301

batting average his sophomore year with All-Conference honors ... Had a .289 batting average his freshman year ... Earned Academic Honor Awards three times.

Personal:

Born Turner James Fritts on May 28, 1999 ... Son of Bud and Gayla Fritts ... Has one sister, Jamie ... Majoring in Healthcare Administration at SEMO.



31

► LHP ► Freshman
 ► 6-0 ► 195 ► R/L
 ► Fenton, Mo.
 ► Rockwood Summit HS

BLAKE CISNEROS

Prep:

Named First-Team All-District Outfielder and Second-Team Pitcher his senior season ... Named First-Team All-District First Baseman his junior year ... Named First-Team All-District Pitcher his sophomore year ... Was on the Honor Roll all four years.

Personal:

Born on May 23, 2000 to Mark and Melinda Cisneros ... Has one sister,

Allie ... Father, Mark played baseball at Baker University ... Majoring in Business Administration at SEMO.



33

► RHP ► Freshman
 ► 6-2 ► 190 ► R/R
 ► St. Louis, Mo.
 ► St. Mary's HS

BYRCE GROSSIUS

Prep:

Was a four-year letterwinner and starter at St. Mary's ... Was the 2018 State Championship Game Runner-Up and District Champion ... Was the 2017 District Champion ... Had a 2.03 ERA with a 6-2 record his senior season ... Had 62 strikeouts, a .324 batting average, .529 slugging percentage with 12 RBI ... Named First-Team All-Conference Pitcher, Utility and Athlete of the Week on June 7, 2018 ... Named

First-Team All-Conference Punter, All-Conference Special Teams Player of the Year, and Second-Team All-Conference Kicker his senior season ... Named Second-Team All-Conference Kicker his junior year ... Played club for Rawlings Tigers.

Personal:

Born on August 6, 1999 to George and Maria Grossius ... Majoring in Business and Marketing at SEMO.



36

► RHP ► Freshman
 ► 6-5 ► 160 ► R/R
 ► Scott City, Mo.
 ► Scott City HS

BRYAN MCNEELY

Prep:

Played varsity all four years at Scott City HS ... Was District Champions his senior, sophomore and freshman seasons ... Ranked third in the state his sophomore season and second his freshman year ... Earned Academic All-State his sophomore year ... Had a 1.05 ERA in 33 2/3 innings his freshman year ... Played with teammate, Trent Pobst for two seasons.

Personal:

Born June 30, 2000 to Debbie and James McNeely ... Has one sister, Paige ... Majoring in Physical Therapy at SEMO.



37

► RHP ► Redshirt Freshman
 ► 6-4 ► 185 ► R/R
 ► Moro, Ill.
 ► Edwardsville HS

ANDREW FRANK

2018:

Redshirted.

Prep:

Pitched in 12 games and made eight starts as a senior at Edwardsville High School ... Went 4-0 with a 1.72 ERA and did not give up an extra base hit all season Struck out 33 in 36.7 innings ... Compiled a 4-2 record in 13 games and five starts as a junior ... Ranked second on the team with two saves ... Struck out 35 in 33 innings.

Personal:

June 29, 1999 ... Majoring in Agribusiness ... Son of Stephen and Julie Frank.



#LETSSOAR





**YEAR IN
REVIEW**

2018 FINAL

ALL GAMES

Overall: 27-30 **Home:** 18-8 **Away:** 8-20 **Neutral:** 1-2 **OVC:** 20-10

No.	Name	Avg.	GP-GS	AB	R	H	2B	3B	HR	RBI	TB	SLG%	BB	HBP	SO	GDP	OB%	SF	SH	SB-ATT	PO	A	E	FLD%
12	Trevor Ezell	.377	56-56	231	52	87	16	4	6	50	129	.558	25	3	38	3	.442	1	1	11-17	87	131	8	.965
23	Justin Dirden	.340	57-56	212	46	72	19	1	16	68	141	.665	30	8	61	4	.437	2	0	9-11	82	6	1	.989
8	Chase Urhahn	.335	54-48	203	39	68	19	0	3	22	96	.473	14	2	41	0	.380	2	0	4-7	56	0	1	.982
25	Tristen Gagan	.307	57-57	231	33	71	20	1	8	64	117	.506	25	4	40	7	.379	4	0	5-7	456	34	2	.996
5	Devon Wilson	.305	47-29	105	27	32	3	2	1	12	42	.400	14	8	26	5	.425	0	5	10-11	79	15	6	.940
17	Peyton Faulkner	.281	52-47	171	41	48	5	1	2	22	61	.357	22	18	31	1	.417	0	7	8-11	46	0	0	1.000
19	Danny Wright	.258	52-50	194	33	50	3	1	3	29	64	.330	25	9	33	1	.367	1	3	8-11	117	32	1	.993
2	Connor Basler	.227	52-51	172	32	39	7	1	0	20	48	.279	16	7	41	3	.316	1	7	8-10	75	139	24	.899
10	Alex Nielsen	.211	47-39	133	21	28	3	1	1	14	36	.271	16	5	23	2	.314	2	5	1-3	44	83	4	.969
13	Wade Stauss	.197	48-40	137	19	27	4	0	7	23	52	.380	27	6	58	2	.347	3	1	2-4	261	31	3	.990

6	Alex Canty	.200	28-16	70	11	14	3	0	5	9	32	.457	4	1	23	3	.253	0	0	0-0	7	15	1	.957
4	Cole Bornhop	.148	27-18	61	5	9	2	0	0	5	11	.180	4	4	23	2	.243	1	1	1-1	146	17	1	.994
14	Michael Berra	.111	11-2	9	3	1	0	0	1	2	4	.444	1	1	5	0	.273	0	0	0-0	5	0	1	.833
7	Hunter Southerland	.083	15-4	24	3	2	1	0	0	3	3	.125	3	1	13	0	.214	0	0	0-0	8	1	1	.900
15	Logan Spalt	.000	2-0	2	0	0	0	0	0	0	0	.000	0	0	1	0	.000	0	0	0-0	3	7	0	1.000
Totals		.280	57	1955	365	548	105	12	53	343	836	.428	226	77	457	33	.374	17	30	67-93	1492	567	61	.971
Opponents		.275	57	1917	334	528	101	10	42	309	775	.404	250	49	415	47	.367	36	25	60-77	1491	562	69	.967

LOB - Team (449), Opp (451). DPs turned - Team (52), Opp (42). IBB - Team (5), Justin Dirden 2, Tristen Gagan 2, Trevor Ezell 1 Opp (5). Picked off - Peyton Faulkner 2, Danny Wright 1, Cole Bornhop 1, Trevor Ezell 1, Chase Urhahn 1.

No.	Name	ERA	W-L	APP	GS	CG	SHO/CBO	SV	IP	H	R	ER	BB	SO	2B	3B	HR	B/Avg.	WP	HBP	BK	SFA	SHA	
20	Carlos Vega	2.45	8-3	20	9	0	0/0	0	73.1	60	25	20	24	85	11	1	5	.222	5	2	0	2	2	
24	Christian Vick	5.68	5-5	17	13	0	0/0	0	63.1	82	46	40	18	50	13	1	8	.309	4	7	0	2	2	
15	Logan Spalt	6.63	2-2	14	14	0	0/1	0	57.0	68	46	42	23	46	12	2	7	.294	9	9	0	3	3	

18	Chase Hagerty	0.00	0-0	5	0	0	0/1	0	4.1	3	0	0	4	6	2	0	0	.214	0	0	1	1	0	
38	Austin Sachse	0.00	0-0	4	0	0	0/0	0	1.0	0	0	0	5	1	0	0	0	.000	2	0	0	0	0	
16	Aaron Stretch	4.15	2-2	25	0	0	0/0	4	39.0	32	20	18	24	30	4	0	5	.225	0	4	1	4	3	
26	Wesley Pyles	4.30	0-1	9	0	0	0/1	0	14.2	13	8	7	6	16	3	0	1	.241	2	0	0	0	1	
9	Ashton Holyfield	4.61	1-2	10	7	0	0/1	0	27.1	33	16	14	14	26	5	2	1	.308	3	1	1	4	1	
44	Daniel Bergholdt	4.80	2-4	23	3	0	0/1	5	50.2	44	28	27	16	33	4	0	4	.240	2	2	0	2	2	
32	Nathan Bock	4.91	1-0	11	0	0	0/1	0	11.0	13	6	6	8	10	5	0	0	.310	1	5	0	1	0	
35	Ryan Losman	5.35	2-3	24	1	0	0/1	0	35.1	45	26	21	19	28	7	2	1	.310	7	4	0	1	4	
31	Cody Creed	5.88	1-2	17	1	0	0/1	0	26.0	26	23	17	21	20	7	0	3	.268	4	5	1	2	1	
11	Logan Winder	6.27	1-2	19	4	0	0/0	0	33.0	33	30	23	28	29	5	0	3	.252	4	4	1	3	0	
28	Matt Cook	6.35	0-1	7	0	0	0/0	0	5.2	8	4	4	2	2	1	0	1	.400	1	0	0	3	0	
33	Adam Pennington	6.75	0-0	2	0	0	0/0	0	1.1	2	1	1	0	1	2	0	0	.400	2	1	0	0	0	
21	Joey Burris	7.06	2-1	21	4	0	0/0	0	43.1	47	36	34	28	28	14	1	3	.294	4	3	1	7	5	
22	Matthew Wade	10.97	0-2	13	0	0	0/0	0	10.2	16	16	13	10	4	4	1	0	.356	4	2	0	1	0	
27	Nate Green	81.00	0-0	1	1	0	0/0	0	0.1	3	3	3	0	0	2	0	0	1.000	0	0	0	0	1	
Totals		5.25	27-30	57	57	0	2/2	9	497.1	528	334	290	250	415	101	10	42	.275	54	49	6	36	25	
Opponents		5.89	30-27	57	57	2	5/4	14	497.0	548	365	325	226	457	105	12	53	.280	54	77	4	17	30	

PB-Team (10) Wade Stauss 5, Cole Bornhop 5 Opp (11). Pickoffs-Team (4), Cody Creed 1, Aaron Stretch 1, Logan Spalt 1, Carlos Vega 1, Opp. (6). SBA/ATT-Wade Stauss (43-52), Cole Bornhop (17-21), Logan Spalt (9-11), Joey Burris (9-10), Ashton Holyfield (6-8), Aaron Stretch (5-7), Christian Vick (4-7), Logan Winder (6-6), Cody Creed (4-6), Daniel Bergholdt (3-5), Ryan Losman (3-4), Nathan Bock (3-4), Carlos Vega (4-4), Wesley Pyles (2-2), Matt Cook (0-1), Matthew Wade (1-1), Chase Hagerty (1-1).

STATISTICS

OHIO VALLEY CONFERENCE GAMES

Overall: 12-10 Home: 12-3 Away: 8-7 Neutral: 0-1

No.	Name	Avg.	GP-GS	AB	R	H	2B	3B	HR	RBI	TB	SLG%	BB	HBP	SO	GDP	OB%	SF	SH	SB-ATT	PO	A	E	FLD%
12	Trevor Ezell	.406	31-31	133	36	54	13	2	2	26	77	.579	14	2	24	2	.470	0	1	6-9	43	87	6	.956
23	Justin Dirden	.373	31-31	118	29	44	12	1	10	45	88	.746	21	6	33	2	.490	0	0	5-5	44	2	1	.979
25	Tristen Gagan	.358	31-31	134	21	48	13	1	4	45	75	.560	10	3	21	5	.407	3	0	1-3	270	15	2	.993
8	Chase Urhahn	.350	30-28	123	29	43	12	0	3	12	64	.520	10	0	26	0	.396	1	0	2-4	31	0	0	1.000
5	Devon Wilson	.321	25-14	56	14	18	1	2	0	7	23	.411	5	4	17	1	.415	0	5	6-6	46	13	2	.967
19	Danny Wright	.313	29-28	112	22	35	3	0	3	20	47	.420	15	3	17	1	.408	0	2	3-5	72	9	0	1.000
2	Connor Basler	.264	30-29	106	19	28	5	1	0	16	35	.330	6	3	26	0	.319	1	4	4-5	44	81	11	.919
17	Peyton Faulkner	.235	28-26	102	24	24	1	0	1	12	28	.275	11	10	19	0	.366	0	4	3-6	21	0	0	1.000
13	Wade Stauss	.229	28-25	83	13	19	3	0	4	13	34	.410	19	5	37	2	.394	2	1	2-3	162	17	2	.989
10	Alex Nielsen	.224	29-24	85	14	19	2	1	1	11	26	.306	9	4	16	0	.320	2	3	1-1	35	58	2	.979

6	Alex Canty	.323	14-6	31	8	10	2	0	5	8	27	.871	3	0	12	1	.382	0	0	0-0	3	6	0	1.000
4	Cole Bornhop	.130	13-6	23	1	3	1	0	0	4	4	.174	0	0	9	1	.125	1	0	0-0	47	3	1	.980
7	Hunter Southerland	.000	5-0	6	1	0	0	0	0	0	0	.000	0	0	4	0	.000	0	0	0-0	2	0	1	.667
14	Michael Berra	.000	5-0	2	2	0	0	0	0	0	0	.000	1	1	0	0	.500	0	0	0-0	1	0	0	1.000
15	Logan Spalt	.000	1-0	1	0	0	0	0	0	0	0	.000	0	0	1	0	.000	0	0	0-0	2	6	0	1.000
Totals		.309	31	1115	233	345	68	8	33	219	528	.474	124	41	262	15	.395	10	20	33-47	832	329	30	.975
Opponents		.270	31	1079	165	291	48	4	27	157	428	.397	118	26	216	28	.352	13	11	23-30	813	294	48	.958

LOB - Team (264), Opp (250). DPs turned - Team (30), Opp (18). IBB - Team (3), Justin Dirden 2, Tristen Gagan 1. Opp (2). Picked off - Peyton Faulkner 1, Chase Urhahn 1, Trevor Ezell 1.

No.	Name	ERA	W-L	APP	GS	CG	SHO/CBO	SV	IP	H	R	ER	BB	SO	2B	3B	HR	B/Avg.	WP	HBP	BK	SFA	SHA	
20	Carlos Vega	2.61	6-2	14	9	0	0/0	0	62.0	50	20	18	15	71	10	1	5	.216	5	2	0	1	1	
24	Christian Vick	5.77	4-3	10	10	0	0/0	0	43.2	59	30	28	14	24	9	0	6	.319	2	3	0	2	2	
15	Logan Spalt	6.99	2-0	9	9	0	0/1	0	37.1	47	29	29	17	26	5	2	6	.309	7	5	0	1	2	

32	Nathan Bock	0.00	0-0	4	0	0	0/1	0	3.1	3	0	0	4	5	1	0	0	.231	1	0	0	0	0	
18	Chase Hagerty	0.00	0-0	1	0	0	0/0	0	1.0	1	0	0	0	1	1	0	0	.250	0	0	0	0	0	
38	Austin Sachse	0.00	0-0	1	0	0	0/0	0	0.0	0	0	0	1	0	0	0	0		1	0	0	0	0	
35	Ryan Losman	2.20	1-0	11	0	0	0/0	0	16.1	16	7	4	11	12	3	0	0	.250	0	1	0	0	1	
16	Aaron Stretch	3.10	2-1	14	0	0	0/0	4	20.1	17	8	7	8	15	2	0	2	.230	0	3	1	2	1	
11	Logan Winder	4.02	1-2	11	1	0	0/0	0	15.2	16	13	7	12	12	1	0	1	.250	1	3	1	2	0	
26	Wesley Pyles	4.50	0-0	3	0	0	0/0	0	4.0	3	2	2	1	3	1	0	1	.200	1	0	0	0	0	
44	Dan Bergholdt	5.28	2-1	15	1	0	0/1	3	30.2	32	19	18	7	18	3	0	2	.276	0	1	0	0	2	
28	Matt Cook	5.40	0-1	2	0	0	0/0	0	1.2	3	1	1	0	2	0	0	0	.375	0	0	0	0	0	
21	Joey Burris	5.79	2-0	11	0	0	0/0	0	23.1	23	15	15	12	15	7	0	2	.267	2	1	0	2	2	
22	Matthew Wade	5.79	0-0	5	0	0	0/0	0	4.2	3	3	3	3	1	0	0	0	.188	1	2	0	0	0	
9	Ashton Holyfield	6.75	0-0	3	1	0	0/0	0	5.1	7	4	4	2	4	2	1	1	.368	0	1	0	2	0	
31	Cody Creed	10.12	1-0	7	0	0	0/0	0	8.0	11	14	9	11	7	3	0	1	.344	3	4	0	1	0	
Totals		4.71	21-10	31	31	0	1/1	7	277.1	291	165	145	118	216	48	4	27	.270	24	26	2	13	11	
Opponents		6.87	10-21	31	31	1	1/1	3	271.0	345	233	207	124	262	68	8	33	.309	28	41	2	10	20	

PB - Team (2), Wade Stauss 1, Cole Bornhop 1. Opp (3). Pickoffs- Team (2) Logan Spalt 1, Carlos Vega 1, Opp (3). SBA/ATT-Wade Stauss (22-25), Logan Spalt (3-5), Christian Vick (2-4), Joey Burris (3-3), Logan Winder (3-3), Nathan Bock (3-3), Cole Bornhop (1-2), Carlos Vega (2-2), Aaron Stretch (1-2), Dan Bergholdt (1-2), Ashton Holyfield (0-1), Matthew Wade (1-1), Ryan Losman (1-1), Wesley Pyles (1-1).

2018 FINAL

GAME-BY-GAME RESULTS

Date	Opponent	W/L	Score	R	H	E/	R	H	E	Innings	Overall	Conference	Pitcher of Record	Attendance	Time
02-16-18	College of Charleston	L	3-6	3	4	2/	6	10	0	9	0-1-0	0-0-0	Vick (L, 0-1)	696	2:11
02-17-18	College of Charleston	L	0-6	0	5	3/	6	6	0	9	0-2-0	0-0-0	Spalt (L, 0-1)	632	2:26
02-18-18	College of Charleston	L	4-5	4	8	1/	5	9	0	9	0-3-0	0-0-0	Bergtholdt (L, 0-1)	592	2:31
02-20-18	Arkansas State	L	6-7	6	5	1/	7	11	2	9	0-4-0	0-0-0	Losman (L, 0-1)	294	3:07
02-23-18	Bowling Green	L	7-9	7	11	2/	9	8	1	9	0-5-0	0-0-0	Burris (L, 0-1)	250	2:38
02-24-18	Bowling Green	W	8-4	8	13	0/	4	8	1	9	1-5-0	0-0-0	Vega (W, 1-0)	150	2:50
02-25-18	Bowling Green	L	2-5	2	9	1/	5	6	1	7	1-6-0	0-0-0	Bergtholdt (L, 0-2)	225	2:27
02-25-18	Bowling Green	W	9-7	9	9	1/	7	13	1	9	2-6-0	0-0-0	Vick (W, 1-1)	325	3:08
02-27-18	Memphis	L	2-3	2	5	0/	3	6	0	9	2-7-0	0-0-0	Vega (L, 0-2)	227	2:55
03-02-18	South Dakota State	W	12-8	12	11	0/	8	8	0	9	3-7-0	0-0-0	Vega (W, 2-10)	212	3:24
03-03-18	South Dakota State	L	4-7	4	12	1/	7	10	0	9	3-8-0	0-0-0	Creed (L, 0-1)	980	3:14
03-04-18	South Dakota State	L	5-6	5	11	0/	6	7	1	9	3-9-0	0-0-0	Bergtholdt (L, 0-3)	782	3:03
03-06-18	Southern Illinois	L	0-5	0	1	2/	5	11	0	9	3-10-0	0-0-0	Holyfield (L, 0-1)	565	2:45
03-09-18	Morehead State*	W	5-4	5	9	2/	4	8	2	9	4-10-0	1-0-0	Vega (W, 3-1)	585	3:36
03-10-18	Morehead State*	W	10-3	10	14	0/	3	14	4	9	5-10-0	2-0-0	Vick (W, 2-1)	417	2:42
03-10-18	Morehead State*	L	4-8	4	9	0/	8	12	1	9	5-11-0	2-1-0	Stretch (L, 0-1)	417	3:00
03-13-18	Central Arkansas	L	3-7	3	7	2/	7	10	2	9	5-12-0	2-1-0	Losman (L, 0-2)	195	2:50
03-14-18	Central Arkansas	L	4-5	4	9	0/	5	10	0	9	5-13-0	2-1-0	Wade (L, 0-1)	255	2:42
03-16-18	UT Martin*	L	7-8	7	12	0/	8	11	1	9	5-14-0	2-2-0	Vega (L, 3-2)	237	3:00
03-17-18	UT Martin*	W	17-1	17	20	2/	1	7	2	9	6-14-0	3-2-0	Vick (W, 3-1)	426	2:40
03-18-18	UT Martin*	W	8-7	8	11	0/	7	9	1	9	7-14-0	4-2-0	Burris (W, 1-1)	149	3:38
03-20-18	Missouri State	L	5-10	5	8	2/	10	8	1	9	7-15-0	4-2-0	Wade (L, 0-2)	419	3:38
03-23-18	SIUE*	W	11-6	11	13	2/	6	9	1	9	8-15-0	5-2-0	Vick (W, 4-1)	436	3:03
03-24-18	SIUE*	W	7-0	7	8	0/	0	4	2	9	9-15-0	6-2-0	Spalt (W, 1-1)	362	3:26
03-25-18	SIUE*	W	11-10	11	12	0/	10	12	1	9	10-15-0	7-2-0	Losman (W, 1-2)	362	3:26
03-30-18	Austin Peay*	L	5-6	5	16	0/	6	9	2	9	10-16-0	7-3-0	Vega (L, 3-3)	538	3:03
03-30-18	Austin Peay*	L	6-7	6	10	2/	7	13	2	9	10-17-0	7-4-0	Cook (L, 0-1)	538	3:38
03-31-18	Austin Peay*	W	20-4	20	24	2/	4	10	3	9	11-17-0	8-4-0	Vega (W, 4-3)	346	3:18
04-04-18	Saint Louis	W	4-2	4	8	1/	2	7	0	9	12-17-0	8-4-0	Bock (W, 1-0)	162	2:50
04-06-18	Eastern Illinois*	L	3-5	3	3	1/	5	7	2	9	12-18-0	8-5-0	Vick (L, 4-2)	1120	2:33
04-07-18	Eastern Illinois*	W	3-1	3	5	1/	1	7	0	9	13-18-0	9-5-0	Spalt (W, 2-1)	420	2:15
04-08-18	Eastern Illinois*	W	13-1	13	16	1/	1	6	1	9	14-18-0	10-5-0	Vega (W, 4-3)	241	2:49
04-10-18	McKendree	W	15-0	15	15	1/	0	3	0	9	15-18-0	10-5-0	Holyfield (W, 1-1)	289	3:09
04-13-18	Jacksonville State*	L	0-7	0	3	2/	7	9	2	9	15-19-0	10-6-0	Vick (L, 4-3)	432	2:43
04-13-18	Jacksonville State*	L	6-7	6	13	0/	7	12	2	11	15-20-0	10-7-0	Bergtholdt (L, 0-4)	432	3:10
04-14-18	Jacksonville State*	W	4-1	4	6	2/	1	6	1	10	16-20-0	11-7-0	Vega (W, 6-3)	315	2:55
04-17-18	Saint Louis	W	10-8	10	10	0/	8	7	2	9	17-20-0	11-7-0	Losman (W, 3-4)	1468	3:23
04-20-18	Murray State*	W	7-4	7	10	1/	4	8	1	9	18-20-0	12-7-0	Winder (W, 1-0)	2068	2:51
04-21-18	Murray State*	W	8-6	8	13	1/	6	7	0	9	19-20-0	13-7-0	Vega (W, 7-3)	876	3:18
04-21-18	Murray State*	W	7-5	7	12	1/	5	8	3	9	20-20-0	14-7-0	Vick (W, 5-3)	453	2:51
04-24-18	Southern Illinois	L	0-2	0	2	0/	2	7	1	9	20-21-0	14-7-0	Creed (L, 0-2)	384	2:27
04-27-18	#20 Tennessee Tech*	L	6-7	6	12	1/	7	11	0	9	20-22-0	14-8-0	Winder (L, 1-1)	586	3:06
04-28-18	#20 Tennessee Tech*	L	2-6	2	7	1/	6	13	0	9	20-23-0	14-9-0	Vick (L, 5-4)	598	3:02
04-29-18	#20 Tennessee Tech*	W	10-6	10	17	2/	6	11	2	9	21-23-0	15-9-0	Creed (W, 1-2)	634	4:00
05-01-18	Saint Louis	L	2-5	2	3	1/	5	10	0	9	21-24-0	15-9-0	Holyfield (L, 1-2)	218	2:38
05-04-18	Lipscomb	L	6-7	6	9	0/	7	7	1	9	21-25-0	15-9-0	Stretch (L, 0-2)	287	3:15
05-06-18	Lipscomb	L	7-8	7	7	4/	8	7	2	9	21-26-0	15-9-0	Losman (L, 2-3)	307	3:29
05-11-18	Belmont*	W	9-8	9	14	0/	8	10	1	10	22-26-0	16-9-0	Bergtholdt (W, 1-4)	1550	3:33
05-12-18	Belmont*	W	9-8	9	12	1/	8	12	3	9	23-26-0	17-9-0	Stretch (W, 1-2)	832	3:18
05-13-18	Belmont*	L	6-10	6	12	1/	10	13	0	10	23-27-0	17-10-0	Winder (L, 1-2)	1012	3:49
05-15-18	Georgia Tech	L	5-8	5	10	3/	8	9	0	9	23-28-0	17-10-0	Pyles (L, 0-1)	788	3:24
05-17-18	Eastern Kentucky*	W	7-2	7	6	1/	2	5	5	10	24-28-0	18-10-0	Bergtholdt (W, 2-4)	150	3:05
05-18-18	Eastern Kentucky*	W	7-6	7	10	1/	6	12	0	9	25-28-0	19-10-0	Stretch (W, 2-2)	200	4:11
05-19-18	Eastern Kentucky*	W	10-9	10	11	2/	9	8	2	7	26-28-0	20-10-0	Burris (W, 2-1)	200	3:43
05-23-18	vs Murray State!	W	5-2	5	5	0/	2	8	1	9	27-28-0	20-10-0	Vega (W, 8-3)	1226	2:15
05-24-18	vs Morehead State!	L	9-18	9	9	2/	18	25	2	9	27-29-0	20-10-0	Spalt (L, 2-2)	--	3:34
05-25-18	vs Jacksonville State!	L	0-11	0	2	1/	11	14	3	9	27-30-0	20-10-0	Vick (L, 5-5)	--	2:41

Home Games in **BOLD CAPS**; * - Denotes Ohio Valley Conference Game; ! - Ohio Valley Conference Tournament (Oxford, Ala.)

STATISTICS

HITTING STATISTICS (HOME GAMES)

Home: 18-8 OVC: 12-3

No.	Name	Avg.	GP-GS	AB	R	H	2B	3B	HR	RBI	TB	SLG%	BB	HBP	SO	GDP	OB%	SF	SH	SB-ATT	PO	A	E	FLD%
8	Chase Urhahn	.378	23-20	82	22	31	12	0	1	10	46	.561	10	1	17	0	.447	1	0	2-3	30	0	1	.968
12	Trevor Ezell	.367	25-25	109	28	40	9	2	4	26	65	.596	8	0	21	0	.410	0	1	3-6	35	53	2	.978
23	Justin Dirden	.366	26-26	93	25	34	8	1	6	32	62	.667	16	4	31	0	.474	1	0	6-7	36	4	0	1.000
25	Tristen Gagan	.356	26-26	101	16	36	10	0	5	34	61	.604	15	1	20	3	.430	4	0	3-4	207	16	0	1.000
5	Devon Wilson	.346	23-16	52	18	18	1	2	1	8	26	.500	12	4	13	2	.500	0	4	7-8	49	15	2	.970
17	Peyton Faulkner	.308	24-22	78	18	24	3	0	0	9	27	.346	13	8	13	1	.455	0	3	4-7	29	0	0	1.000
19	Danny Wright	.296	21-20	81	11	24	2	0	1	14	29	.358	8	1	15	0	.363	1	2	3-4	46	10	0	1.000
10	Alex Nielsen	.246	21-18	61	10	15	0	1	1	9	20	.328	7	4	6	1	.356	1	2	0-1	22	40	3	.954
2	Connor Basler	.239	25-25	88	17	21	5	0	0	11	26	.295	8	2	17	1	.313	1	1	2-3	31	66	10	.907
13	Wade Stauss	.212	22-21	66	12	14	2	0	3	15	25	.379	17	3	29	1	.382	3	1	1-3	129	19	1	.993

4	Cole Bornhop	.273	9-6	22	4	6	2	0	0	3	8	.364	1	3	10	0	.385	0	0	1-1	67	5	0	1.000
6	Alex Canty	.233	11-7	30	4	7	1	0	1	3	11	.367	1	1	10	1	.281	0	0	0-0	3	9	0	1.000
14	Micheal Berra	.200	6-1	5	2	1	0	0	1	2	4	.800	1	0	4	0	.333	0	0	0-0	2	0	1	.667
7	Hunter Southerland	.125	6-1	8	2	1	0	0	0	1	1	.125	2	0	6	0	.300	0	0	0-0	4	0	0	1.000
Totals		.311	26	876	189	272	55	6	24	177	411	.469	119	32	212	10	.407	12	14	32-47	702	259	21	.979
Opponents		.256	26	878	140	225	44	3	24	134	347	.395	125	24	196	21	.359	14	10	27-38	651	260	29	.969

LOB - Team (213), Opp (209). DPs turned - Team (23), Opp (13). IBB - Team (1) Tristen Gagan 1. Picked off - Peyton Faulkner 2.

HITTING STATISTICS (AWAY GAMES)

Away: 8-20 OVC: 8-7

No.	Name	Avg.	GP-GS	AB	R	H	2B	3B	HR	RBI	TB	SLG%	BB	HBP	SO	GDP	OB%	SF	SH	SB-ATT	PO	A	E	FLD%
12	Trevor Ezell	.411	28-28	112	21	46	7	2	1	23	60	.536	15	2	17	3	.485	1	0	8-11	47	71	5	.959
23	Justin Dirden	.336	28-27	107	19	36	11	0	9	34	74	.692	13	4	26	3	.424	1	0	3-4	38	2	1	.976
8	Chase Urhahn	.309	28-25	110	16	34	7	0	2	11	47	.427	4	1	22	0	.336	1	0	2-4	19	0	0	1.000
17	Peyton Faulkner	.268	25-22	82	22	22	1	1	2	12	31	.378	8	10	16	0	.400	0	4	4-4	17	0	0	1.000
25	Tristen Gagan	.263	28-28	118	14	31	9	1	2	27	48	.407	9	3	19	4	.331	0	0	2-3	224	15	2	.992
5	Devon Wilson	.255	21-11	47	7	12	1	0	0	2	13	.277	2	3	12	3	.327	0	1	2-2	22	0	4	.846
19	Danny Wright	.255	28-27	102	21	26	1	1	2	15	35	.343	15	8	17	1	.392	0	1	4-6	65	16	1	.988
2	Connor Basler	.222	26-25	81	15	18	2	1	0	9	22	.272	8	5	22	2	.330	0	6	6-7	42	72	14	.891
10	Alex Nielsen	.185	23-19	65	10	12	3	0	0	4	15	.231	8	1	15	1	.280	1	3	1-2	21	39	0	1.000
13	Wade Stauss	.183	26-19	71	7	13	2	0	4	8	27	.380	10	3	29	1	.310	0	0	1-1	132	12	2	.986

6	Alex Canty	.184	16-8	38	7	7	2	0	4	6	21	.553	3	0	11	2	.244	0	0	0-0	4	5	0	1.000
4	Cole Bornhop	.067	15-9	30	1	2	0	0	0	1	2	.067	2	1	8	2	.147	1	1	0-0	62	9	1	.986
7	Hunter Southerland	.067	8-3	15	1	1	1	0	0	2	2	.133	1	1	7	0	.176	0	0	0-0	4	1	1	.833
14	Michael Berra	.000	5-1	4	1	0	0	0	0	0	0	.000	0	1	1	0	.200	0	0	0-0	3	0	0	1.000
15	Logan Spalt	.000	2-0	2	0	0	0	0	0	0	0	.000	0	0	1	0	.000	0	0	0-0	0	3	0	1.000
Totals		.264	28	984	162	260	47	6	26	154	397	.403	98	43	223	22	.355	5	16	33-44	709	276	34	.968
Opponents		.278	28	921	163	256	45	6	15	148	358	.389	117	23	202	22	.368	16	15	33-38	762	276	34	.968

LOB - Team (222), Opp (220). DPs Turned - Team (25), Opp (26). IBB - Team (4), Justin Dirden 2, Tristen Gagan 1, Trevor Ezell 1, Opp (5). Picked off - Trevor Ezell 1, Chase Urhahn 1, Danny Wright 1.

2018 FINAL

HITTING STATISTICS (NEUTRAL GAMES)

Neutral: 1-2

No.	Name	Avg.	GP-GS	AB	R	H	2B	3B	HR	RBI	TB	SLG%	BB	HBP	SO	GDP	OB%	SF	SH	SB-ATT	PO	A	E	FLD%
25	Tristen Gagan	.333	3-3	12	3	4	1	0	1	3	8	.667	1	0	1	0	.385	0	0	0-0	25	3	0	1.000
5	Devon Wilson	.333	3-2	6	2	2	1	0	0	2	3	.500	0	1	1	0	.429	0	0	1-1	8	0	0	1.000
8	Chase Urhahn	.273	3-3	11	1	3	0	0	0	1	3	.273	0	0	2	0	.273	0	0	0-0	7	0	0	1.000
17	Peyton Faulkner	.182	3-3	11	1	2	1	0	0	1	3	.273	1	0	2	0	.250	0	0	0-0	0	0	0	.000
23	Justin Dirden	.167	3-3	12	2	2	0	0	1	2	5	.417	1	0	4	1	.231	0	0	0-0	8	0	0	1.000
10	Alex Nielsen	.143	3-2	7	1	1	0	0	0	1	1	.143	1	0	2	0	.250	0	0	0-0	1	4	1	.833
4	Cole Bornhop	.111	3-3	9	0	1	0	0	0	1	1	.111	1	0	5	0	.200	0	0	0-0	17	3	0	1.000
12	Trevor Ezell	.100	3-3	10	3	1	0	0	1	1	4	.400	2	1	0	0	.308	0	0	0-0	5	7	1	.923
19	Danny Wright	.000	3-3	11	1	0	0	0	0	0	0	.000	2	0	1	0	.154	0	0	1-1	6	6	0	1.000

2	Connor Basler	.000	1-1	3	0	0	0	0	0	0	0	.000	0	0	2	0	.000	0	0	0-0	2	1	0	1.000
6	Alex Canty	.000	1-1	2	0	0	0	0	0	0	0	.000	0	0	2	0	.000	0	0	0-0	0	1	1	.500
7	Hunter Southerland	.000	1-0	1	0	0	0	0	0	0	0	.000	0	0	0	0	.000	0	0	0-0	0	0	0	.000
Totals		.168	3	95	14	16	3	0	3	12	28	.295	9	2	22	1	.255	0	0	2-2	81	31	3	.974
Opponents		.398	3	118	31	47	12	1	3	27	70	.593	8	2	17	4	.425	6	0	0-1	78	26	6	.945

LOB - Team (14), Opp (22). DPs turned - Team (4), Opp (3). Picked off - Cole Bornhop 1.

HITTING STATISTICS (NON-CONFERENCE GAMES)

Overall: 7-20 Home: 6-5 Away: 0-13 Neutral: 1-0

No.	Name	Avg.	GP-GS	AB	R	H	2B	3B	HR	RBI	TB	SLG%	BB	HBP	SO	GDP	OB%	SF	SH	SB-ATT	PO	A	E	FLD%
17	Peyton Faulkner	.342	25-22	73	18	25	4	1	1	10	34	.466	11	8	12	1	.478	0	3	5-5	25	0	0	1.000
12	Trevor Ezell	.333	26-26	99	18	33	3	2	4	24	52	.525	13	2	14	1	.417	1	0	5-8	45	47	2	.979
8	Chase Urhahn	.313	25-21	83	10	26	7	0	0	11	33	.398	4	2	16	0	.356	1	0	2-3	25	0	1	.962
23	Justin Dirden	.286	27-26	98	17	28	7	0	6	23	53	.541	9	2	29	3	.351	2	0	4-6	39	4	0	1.000
5	Devon Wilson	.286	23-15	49	13	14	2	0	1	5	19	.388	9	4	9	4	.435	0	0	4-5	33	2	4	.897
25	Tristen Gagan	.248	27-27	101	13	25	7	0	5	22	47	.465	15	1	19	2	.347	1	0	4-4	196	20	0	1.000
19	Danny Wright	.174	24-23	86	11	15	0	1	0	9	17	.198	10	6	16	0	.301	1	1	5-6	47	23	1	.986
2	Connor Basler	.159	23-23	69	13	11	2	0	0	4	13	.188	10	4	17	3	.301	0	3	4-5	33	59	13	.876

10	Alex Nielsen	.180	19-16	50	8	9	1	0	0	3	10	.200	8	1	7	2	.305	0	2	0-2	9	26	2	.946
4	Cole Bornhop	.171	15-13	41	4	7	1	0	0	2	8	.195	4	4	15	1	.306	0	1	1-1	110	14	0	1.000
13	Wade Stauss	.148	20-15	54	6	8	1	0	3	10	18	.333	8	1	21	0	.266	1	0	0-1	99	14	1	.991
14	Micheal Berra	.143	6-2	7	1	1	0	0	1	2	4	.571	0	0	5	0	.143	0	0	0-0	4	0	1	.800
7	Hunter Southerland	.111	10-4	18	2	2	1	0	0	3	3	.167	3	1	9	0	.273	0	0	0-0	6	1	0	1.000
6	Alex Canty	.103	14-10	39	3	4	1	0	0	1	5	.128	1	1	11	2	.146	0	0	0-0	4	9	1	.929
15	Logan Spalt	.000	1-0	1	0	0	0	0	0	0	0	.000	0	0	0	0	.000	0	0	0-0	1	1	0	1.000
Totals		.240	27	868	137	208	37	4	21	129	316	.364	105	37	200	19	.344	7	10	34-46	687	246	31	.968
Opponents		.281	27	871	171	245	54	6	15	154	356	.409	134	23	210	21	.382	23	14	37-47	702	275	22	.978

LOB - Team (200), Opp (177). DPs turned - Team (19), Opp (20). CI - Team (0), Opp (1). IBB - Team (0), Opp (4). Picked off - Clayton Evans 1, Josh Haggerty 1, Connor Basler 1, Tristen Gagan 1, Kyle Bottger 1.

STATISTICS

PITCHING STATISTICS (HOME GAMES)

Home: 18-8 OVC: 12-3

No.	Name	ERA	W-L	APP	GS	CG	SHO/CBO	SV	IP	H	R	ER	BB	SO	2B	3B	HR	B/Avg.	WP	HBP	BK	SFA	SHA
20	Carlos Vega	2.45	5-0	10	4	0	0/0	0	33.0	18	9	9	9	40	3	0	4	.161	0	2	0	1	0
15	Logan Spalt	4.68	2-0	7	7	0	0/1	0	32.2	35	17	17	12	24	4	0	3	.271	4	5	0	0	2
24	Christian Vick	5.66	4-1	8	6	0	0/0	0	35.0	41	22	22	10	25	8	0	5	.289	3	4	0	0	2

18	Chase Hagerty	0.00	0-0	2	0	0	0/1	0	2.0	0	0	0	3	5	0	0	0	.000	0	0	1	0	0
38	Austin Sachse	0.00	0-0	2	0	0	0/0	0	0.1	0	0	0	1	0	0	0	0	.000	2	0	0	0	0
26	Wesley Pyles	2.25	0-0	2	0	0	0/1	0	4.0	2	1	1	0	5	1	0	0	.143	0	0	0	0	0
35	Ryan Losman	3.46	2-0	10	0	0	0/1	0	13.0	13	6	5	12	15	3	1	0	.255	2	0	0	0	1
16	Aaron Stretch	3.74	1-1	12	0	0	0/0	2	21.2	17	9	9	11	20	1	0	4	.218	0	3	0	2	2
28	Matt Cook	3.86	0-0	3	0	0	0/0	0	2.1	3	1	1	1	0	1	0	1	.429	0	0	0	2	0
44	Daniel Bergholdt	5.48	1-2	12	1	0	0/1	4	23.0	22	14	14	8	15	2	0	2	.259	1	0	0	1	0
22	Matthew Wade	6.35	0-0	7	0	0	0/0	0	5.2	6	7	4	8	2	2	0	0	.273	4	1	0	1	0
9	Ashton Holyfield	6.75	1-1	5	3	0	0/1	0	10.2	16	8	8	4	10	3	2	1	.372	1	1	0	3	0
31	Cody Creed	7.30	0-1	7	1	0	0/1	0	12.1	12	10	10	9	9	4	0	2	.279	0	1	0	1	1
32	Nathan Bock	7.50	1-0	6	0	0	0/1	0	6.0	7	5	5	6	4	2	0	0	.304	1	3	0	1	0
21	Joey Burris	7.91	0-1	10	2	0	0/0	0	19.1	20	17	17	18	14	8	0	1	.282	1	1	1	2	2
11	Logan Winder	9.00	1-1	8	2	0	0/0	0	12.0	12	13	12	13	7	1	0	1	.250	1	2	0	0	0
33	Adam Pennington	9.00	0-0	1	0	0	0/0	0	1.0	1	1	1	0	1	1	0	0	.250	2	1	0	0	0
Totals		5.19	18-8	26	26	0	2/2	6	234.0	225	140	135	125	196	44	3	24	.256	22	24	2	14	10
Opponents		7.09	8-18	26	26	0	1/1	4	217.0	272	189	171	119	212	55	6	24	.311	26	32	3	12	14

PB - Team (4), Cole Bornhop 3, Wade Stauss 1, Opp (8). Pickoffs - Team (0), Opp (2). SBA/ATT - Wade Stauss (20-27), Cole Bornhop (7-10), Logan Spalt (6-7), Christian Vick (4-6), Joey Burris (3-4), Ashton Holyfield (2-4), Cody Creed (2-4), Nathan Bock (3-4), Logan Winder (3-3), Daniel Bergholdt, (1-2), Matt Cook (0-1), Carlos Vega (1-1), Ryan Losman (1-1), Matthew Wade (1-1).

PITCHING STATISTICS (AWAY GAMES)

Away: 8-20 OVC: 8-7

No.	Name	ERA	W-L	APP	GS	CG	SHO/CBO	SV	IP	H	R	ER	BB	SO	2B	3B	HR	B/Avg.	WP	HBP	BK	SFA	SHA
20	Carlos Vega	2.53	2-3	9	4	0	0/0	0	32.0	34	14	9	13	34	7	1	1	.268	4	0	0	1	2

18	Chase Hagerty	0.00	0-0	2	0	0	0/0	0	1.1	2	0	0	1	1	1	0	0	.333	0	0	0	0	0
38	Austin Sachse	0.00	0-0	2	0	0	0/0	0	0.2	0	0	0	4	1	0	0	0	.000	0	0	0	0	0
33	Adam Pennington	0.00	0-0	1	0	0	0/0	0	0.1	1	0	0	0	0	1	0	0	1.000	0	0	0	0	0
32	Nathan Bock	1.80	0-0	5	0	0	0/0	0	5.0	6	1	1	2	6	3	0	0	.316	0	2	0	0	0
9	Ashton Holyfield	3.24	0-1	5	4	0	0/0	0	16.2	17	8	6	10	16	2	0	0	.266	2	0	1	1	1
16	Aaron Stretch	3.38	1-1	12	0	0	0/0	2	16.0	12	7	6	11	10	3	0	0	.203	0	1	1	1	1
31	Cody Creed	3.75	1-1	9	0	0	0/0	0	12.0	12	10	5	11	11	3	0	0	.250	4	4	1	0	0
26	Wesley Pyles	3.86	0-1	6	0	0	0/0	0	9.1	7	5	4	5	11	2	0	1	.212	2	0	0	0	1
44	Daniel Bergholdt	4.12	1-2	9	2	0	0/0	0	24.0	19	12	11	7	16	1	0	2	.226	0	1	0	1	2
11	Logan Winder	5.03	0-1	10	2	0	0/0	0	19.2	20	17	11	15	22	4	0	2	.256	1	2	1	3	0
35	Ryan Losman	5.12	0-3	13	1	0	0/0	0	19.1	23	15	11	7	12	2	0	1	.299	5	4	0	0	3
24	Christian Vick	5.26	1-3	8	6	0	0/0	0	25.2	35	21	15	8	23	4	1	2	.318	1	3	0	2	0
21	Joey Burris	5.79	2-0	10	2	0	0/0	0	23.1	26	17	15	9	13	5	1	2	.302	1	1	0	4	3
28	Matt Cook	8.10	0-1	4	0	0	0/0	0	3.1	5	3	3	1	2	0	0	0	.385	1	0	0	1	0
15	Logan Spalt	8.22	0-1	6	6	0	0/0	0	23.0	28	24	21	11	22	5	2	4	.301	5	4	0	2	1
22	Matthew Wade	12.46	0-2	5	0	0	0/0	0	4.1	6	6	6	2	2	0	1	0	.333	0	1	0	0	0
27	Nate Green	81.00	0-0	1	1	0	0/0	0	0.1	3	3	3	0	0	2	0	0	1.000	0	0	0	0	1
Totals		4.84	8-20	28	28	0	0/0	2	236.1	256	163	127	117	202	45	6	15	.278	26	23	4	16	15
Opponents		5.03	20-8	28	28	0	3/3	10	254.0	260	162	142	98	223	47	6	26	.264	26	43	1	5	16

PB - Team (5), Wade Stauss 4, Cole Bornhop 1, Opp (3). Pickoffs - Team (2), Logan Spalt 1, Carlos Vega 1, Opp (3). SBA/ATT - Wade Stauss (23-25), Cole Bornhop (10-11), Joey Burris (6-6), Aaron Stretch (5-6), Ashton Holyfield (4-4), Logan Spalt (3-4), Logan Winder (3-3), Ryan Losman (2-3), Carlos Vega (3-3), Daniel Bergholdt (2-3), Wesley Pyles (2-2), Cody Creed (2-2), Chase Hagerty (1-1), Christian Vick (0-1).

2018 FINAL STATS

PITCHING STATISTICS (NEUTRAL GAMES)

Neutral: 1-2

No.	Name	ERA	W-L	APP	GS	CG	SHO/CBO	SV	IP	H	R	ER	BB	SO	2B	3B	HR	B/Avg.	WP	HBP	BK	SFA	SHA
20	Carlos Vega	2.16	1-0	1	1	0	0/0	0	8.1	8	2	2	2	11	1	0	0	.258	1	0	0	0	0
44	Daniel Bergtholdt	4.91	0-0	2	0	0	0/0	1	3.2	3	2	2	1	2	1	0	0	.214	1	1	0	0	0
35	Ryan Losman	15.00	0-0	1	0	0	0/0	0	3.0	9	5	5	0	1	2	1	0	.529	0	0	0	1	0

11	Logan Winder	0.00	0-0	1	0	0	0/0	0	1.1	1	0	0	0	0	0	0	0	.200	2	0	0	0	0
18	Chase Hagerty	0.00	0-0	1	0	0	0/0	0	1.0	1	0	0	0	0	1	0	0	.333	0	0	0	1	0
24	Christian Vick	10.12	0-1	1	1	0	0/0	0	2.2	6	3	3	0	2	1	0	1	.462	0	0	0	0	0
31	Cody Creed	10.80	0-0	1	0	0	0/0	0	1.2	2	3	2	1	0	0	0	1	.333	0	0	0	1	0
26	Wesley Pyles	13.50	0-0	1	0	0	0/0	0	1.1	4	2	2	1	0	0	0	0	.571	0	0	0	0	0
16	Aaron Stretch	20.25	0-0	1	0	0	0/0	0	1.1	3	4	3	2	0	0	0	1	.600	0	0	0	1	0
15	Logan Spalt	27.00	0-1	1	1	0	0/0	0	1.1	5	5	4	0	0	3	0	0	.556	0	0	0	1	0
21	Joey Burris	27.00	0-0	1	0	0	0/0	0	0.2	1	2	2	1	1	1	0	0	.333	2	1	0	1	0
22	Matthew Wade	40.50	0-0	1	0	0	0/0	0	0.2	4	3	3	0	0	2	0	0	.800	0	0	0	0	0
Totals		9.33	1-2	3	3	0	0/0	1	27.0	47	31	28	8	17	12	1	3	.398	6	2	0	6	0
Opponents		4.15	2-1	3	3	2	1/0	0	26.0	16	14	12	9	22	3	0	3	.168	2	2	0	0	0

PB - Team (1), Cole Bornhop 1. Pickoffs - Team (2), Aaron Stretch 1, Cody Creed 1, Opp. (1). SBA/ATT - Aaron Stretch (0-1)

PITCHING STATISTICS (NON-CONFERENCE GAMES)

Overall: 7-20 Home: 6-5 Away: 0-13 Neutral: 1-2

No.	Name	ERA	W-L	APP	GS	CG	SHO/CBO	SV	IP	H	R	ER	BB	SO	2B	3B	HR	B/Avg.	WP	HBP	BK	SFA	SHA

18	Chase Hagerty	0.00	0-0	4	0	0	0/1	0	3.1	2	0	0	4	5	1	0	0	.200	0	0	1	1	0
38	Austin Sachse	0.00	0-0	3	0	0	0/0	0	1.0	0	0	0	4	1	0	0	0	.000	1	0	0	0	0
20	Carlos Vega	1.83	3-1	7	1	0	0/0	0	19.2	18	7	4	11	25	2	0	0	.257	1	0	0	1	1
44	Daniel Bergtholdt	3.92	0-3	9	2	0	0/0	3	20.2	12	9	9	9	15	1	0	2	.174	2	1	0	2	0
31	Cody Creed	4.00	0-2	10	1	0	0/1	0	18.0	15	9	8	10	13	4	0	2	.231	1	1	1	1	1
9	Ashton Holyfield	4.09	1-2	7	6	0	0/1	0	22.0	26	12	10	12	22	3	1	0	.295	3	0	1	2	1
26	Wesley Pyles	4.22	0-1	6	0	0	0/1	0	10.2	10	6	5	5	13	2	0	0	.256	1	0	0	0	1
16	Aaron Stretch	5.30	0-1	11	0	0	0/0	0	18.2	15	12	11	16	15	2	0	3	.221	0	1	0	2	2
24	Christian Vick	5.49	1-2	7	3	0	0/0	0	19.2	23	16	12	4	26	4	1	2	.288	2	4	0	0	0
15	Logan Spalt	5.95	0-2	5	5	0	0/0	0	19.2	21	17	13	6	20	7	0	1	.266	2	4	0	2	1
28	Matt Cook	6.75	0-0	5	0	0	0/0	0	4.0	5	3	3	2	0	1	0	1	.417	1	0	0	3	0
33	Adam Pennington	6.75	0-0	2	0	0	0/0	0	1.1	2	1	1	0	1	2	0	0	.400	2	1	0	0	0
32	Nathan Bock	7.04	1-0	7	0	0	0/0	0	7.2	10	6	6	4	5	4	0	0	.345	0	5	0	1	0
35	Ryan Losman	8.05	1-3	13	1	0	0/1	0	19.0	29	19	17	8	16	4	2	1	.358	7	3	0	1	3
11	Logan Winder	8.31	0-0	8	3	0	0/0	0	17.1	17	17	16	16	17	4	0	2	.254	3	1	0	1	0
21	Joey Burris	8.55	0-1	10	4	0	0/0	0	20.0	24	21	19	16	13	7	1	1	.324	2	2	1	5	3
22	Matthew Wade	15.00	0-2	8	0	0	0/0	0	6.0	13	13	10	7	3	4	1	0	.448	3	0	0	1	0
27	Nate Green	81.00	0-0	1	1	0	0/0	0	0.1	3	3	3	0	0	2	0	0	1.000	0	0	0	0	1
Totals		5.78	7-20	27	27	0	1/1	3	229.0	245	171	147	134	210	54	6	15	.281	31	23	4	23	14
Opponents		4.73	20-7	27	27	2	4/3	11	234.0	208	137	123	105	200	37	4	21	.240	28	37	2	7	10

PB - Team (8) Wade Stauss 4, Cole Bornhop 4, Opp. (8). Pickoffs - Team (2), Cody Creed 1, Aaron Stretch 1, Opp. (3). SBA/ATT - Wade Stauss (21-27), Cole Bornhop (16-19), Joey Burris (6-7), Ashton Holyfield (6-7), Logan Spalt (6-6), Aaron Stretch (4-5), Cody Creed (2-4), Christian Vick (2-3), Ryan Losman (2-3), Logan Winder (3-3), Daniel Bergtholdt (2-3), Carlos Vega (2-2), Nathan Bock (0-1), Matt Cook (0-1), Wesley Pyles (1-1), Chase Hagerty (1-1).

LINE SCORES

GAME 1

SOUTHEAST MISSOURI 3, COLLEGE OF CHARLESTON 6

February 16, 2018 • Mt. Pleasant, S.C.

	1	2	3	4	5	6	7	8	9	R	H	E	
Southeast Missouri	3	0	0	0	0	0	0	0	0	-	3	4	2
Charleston	0	2	0	0	1	2	0	1	X	-	6	10	0

WP-Sisk, E (1-0) Save-Love, C (1)

LP-Vick, Christian (0-1) T-2:11 A-696 HR CC- Sechopoulos (1)

GAME 2

SOUTHEAST MISSOURI 0, COLLEGE OF CHARLESTON 6

February 17, 2018 • Mt. Pleasant, S.C.

	1	2	3	4	5	6	7	8	9	R	H	E	
Southeast Missouri	0	0	0	0	0	0	0	0	0	-	0	5	3
Charleston	0	0	0	0	3	1	2	0	X	-	6	6	0

WP-Hunt, C. (1-0) LP- Spalt, Logan (0-1) T-2:26 A-632

GAME 3

SOUTHEAST MISSOURI 4, COLLEGE OF CHARLESTON 5

February 18, 2018 • Mt. Pleasant, S.C.

	1	2	3	4	5	6	7	8	9	R	H	E	
Southeast Missouri	0	0	0	0	0	2	0	2	0	-	4	8	1
Charleston	0	0	2	0	3	0	0	0	X	-	5	9	0

WP- Frishmuth, J. (1-0) LP- Bergtholdt, Daniel (0-1)

T-2:31 A-592 HR CC- Hart, D. (1)

GAME 4

SOUTHEAST MISSOURI 6, ARKANSAS STATE 7

February 20, 2018 • Jonesboro, Ark.

	1	2	3	4	5	6	7	8	9	R	H	E	
Southeast Missouri	1	1	1	0	1	0	0	0	2	-	6	5	1
Arkansas State	0	0	1	1	2	1	0	1	1	-	7	11	2

WP- Kutzke, J. (1-0) LP- Losman, Ryan (0-1)

T-3:07 A-294 HR SEMO - Stauss, Wade (1)

GAME 5

BOWLING GREEN 9, SOUTHEAST MISSOURI 7

February 23, 2018 • Cape Girardeau, Mo.

	1	2	3	4	5	6	7	8	9	R	H	E	
Bowling Green	2	0	4	3	0	0	0	0	0	-	9	8	1
Southeast Missouri	0	0	0	2	0	0	5	0	0	-	7	11	2

WP- Carey, Z. (1-0) LP- Burris, Joey (0-1)

T-2:38 A-250 HR SEMO - Stauss, Wade (2)

GAME 6

BOWLING GREEN 4, SOUTHEAST MISSOURI 8

February 24, 2018 • Cape Girardeau, Mo. • Double Header

	1	2	3	4	5	6	7	8	9	R	H	E	
Bowling Green	1	0	0	0	1	2	0	0	0	-	4	8	1
Southeast Missouri	0	1	1	0	0	1	4	1	X	-	8	13	0

WP- Vega, Carlos (1-0) LP- Stillings (0-2)

T-2:50 A-150 HR SEMO - Ezell (1)

GAME 7

BOWLING GREEN 5, SOUTHEAST MISSOURI 2

February 25, 2018 • Cape Girardeau, Mo.

	1	2	3	4	5	6	7	8	9	R	H	E	
Bowling Green	2	0	0	0	2	0	1	-	-	-	5	6	1
Southeast Missouri	0	1	1	0	0	0	0	-	-	-	2	9	1

WP- Anderson, T. (1-1) LP- Bergtholdt, D. (0-2) SV- Spezia (1)

T-2:27 A-225 HR BG - Scott (1)

GAME 8

BOWLING GREEN 7, SOUTHEAST MISSOURI 9

February 25 2018 • Cape Girardeau, Mo. • Double Header

	1	2	3	4	5	6	7	8	9		R	H	E
Bowling Green	2	0	1	3	0	1	0	0	0	-	7	13	1
Southeast Missouri	2	0	0	1	1	1	0	4	X	-	9	9	1

WP- Vick, Christian (1-1) LP- Steward, D. (0-1)

T-2:26 A-632 HR SEMO - Ezell (2), Gagan 2(2), BG - Drewes (1).

GAME 9

SOUTHEAST MISSOURI 2, MEMPHIS 3

February 27, 2018 • Memphis, Tenn.

	1	2	3	4	5	6	7	8	9	R	H	E	
Southeast Missouri	0	0	0	0	0	0	0	2	0	-	2	5	0
Memphis	0	0	0	0	0	0	1	0	2	-	3	6	0

WP- Bennett, B. (1-0) LP- Vega, Carlos (0-2)

T-2:55 A- 277

GAME 10

SOUTH DAKOTA STATE 8, SOUTHEAST MISSOURI 12

March 2, 2018 • Cape Girardeau, Mo.

	1	2	3	4	5	6	7	8	9	R	H	E	
South Dakota State	2	0	1	0	4	1	0	0	0	-	8	8	0
Southeast Missouri	0	3	0	1	4	0	3	1	X	-	12	11	0

WP- Vega, Carlos (2-1) LP- Mogen (0-1)

T-3:24 A-212 HR SEMO - Stauss (3), Wilson (1) SDSU- Schneider (2).

GAME 11

SOUTH DAKOTA STATE 7, SOUTHEAST MISSOURI 4

March 3, 2018 • Cape Girardeau, Mo.

	1	2	3	4	5	6	7	8	9	R	H	E	
South Dakota State	0	0	2	0	0	2	0	0	3	-	7	10	0
Southeast Missouri	1	1	0	0	0	0	1	0	1	-	4	12	1

WP- Olmsted (1-0) LP- Creed, C. (0-1) SV- Marro (1)

T-3:14 A-980 HR SDSU - Steiger (1)

GAME 12

SOUTH DAKOTA STATE 6, SOUTHEAST MISSOURI 5

March 4, 2018 • Cape Girardeau, Mo.

	1	2	3	4	5	6	7	8	9	R	H	E	
South Dakota State	4	0	0	0	0	1	0	0	1	-	6	7	1
Southeast Missouri	0	0	0	0	0	3	1	1	0	-	5	11	0

WP- Suhr (1-2) LP- Bergtholdt, D. (0-3)

T-3:03 A-782 HR SEMO - Gagan (3)

GAME 13

SOUTHERN ILLINOIS 5, SOUTHEAST MISSOURI 0

March 6, 2018 • Cape Girardeau, Mo.

	1	2	3	4	5	6	7	8	9	R	H	E	
Southern Illinois	3	1	0	0	0	0	0	1	0	-	5	11	0
Southeast Missouri	0	0	0	0	0	0	0	0	X	-	0	1	2

WP- Harrison, B. (3-0) LP- Holyfield, Ashton (0-1)

T-2:45 A-565

GAME 14

MOREHEAD STATE, SOUTHEAST MISSOURI

March 9, 2018 • Cape Girardeau, Mo.

	1	2	3	4	5	6	7	8	9	R	H	E	
Morehead State	0	0	0	1	2	1	0	0	0	-	4	8	2
Southeast Missouri	1	0	0	0	1	0	2	1	X	-	5	9	2

WP- Vega, Carlos (3-1) LP- Masullo, D. (1-1)

T-3:36 A-585 HR SEMO - Snyder, T (2)

2018 LINE

GAME 15

MOREHEAD STATE 3, SOUTHEAST MISSOURI 10

March 10, 2018 • Cape Girardeau, Mo.

	1	2	3	4	5	6	7	8	9	R	H	E	
Morehead State	0	0	0	0	1	0	0	1	1	-	3	14	4
Southeast Missouri	1	0	0	1	7	1	0	0	X	-	10	14	0

WP- Vick, Christian (2-1) LP- Stambaugh, D. (2-2)

T-2:42 A-417 HR SEMO - Nieslen, Alex (1)

GAME 16

MOREHEAD STATE 8, SOUTHEAST MISSOURI 4

March 10, 2018 • Cape Girardeau, Mo.

	1	2	3	4	5	6	7	8	9	R	H	E	
Morehead State	0	0	2	3	2	0	0	1	0	-	8	12	1
Southeast Missouri	2	0	0	0	0	0	2	0	0	-	4	9	0

WP- Zeigelmeyer (2-0) LP- Stretch, Aaron (0-1)

T-3:00 A-417 HR MOR - Snyder 1, Fain 1.

GAME 17

SOUTHEAST MISSOURI 3, CENTRAL ARKANSAS 7

March 13, 2018 • Conway, Ark.

	1	2	3	4	5	6	7	8	9	R	H	E	
Southeast Missouri	0	0	0	1	0	1	1	0	0	-	3	7	2
Central Arkansas	2	0	2	2	0	0	0	1	X	-	7	10	2

WP- Stone, G. (1-0) LP- Losman, Ryan (0-2) SV- Moyer, M. (1)

T-2:50 A-195 HR SEMO - Dirden, Justin (1), UCA - Presley, K.

GAME 18

SOUTHEAST MISSOURI 4, CENTRAL ARKANSAS 5

March 14, 2018 • Conway, Ark.

	1	2	3	4	5	6	7	8	9	R	H	E	
Southeast Missouri	1	1	0	1	1	0	0	0	0	-	4	9	0
Central Arkansas	3	0	0	0	0	0	0	2	X	-	5	10	0

WP- Rodgers, R. (1-1) LP- Wade, Matthew (0-1) SV- Brand, W. (2)

T-2:42 A-255 HR SEMO - Gagan, Tristen (3)

GAME 19

SOUTHEAST MISSOURI 7, UT MARTIN 8

March 16, 2018 • Martin, Tenn.

	1	2	3	4	5	6	7	8	9	R	H	E	
Southeast Missouri	0	2	2	2	0	0	1	0	0	-	7	12	0
UT Martin	5	0	1	0	0	1	0	1	X	-	8	11	1

WP- Aherin (2-0) LP- Vega, Carlos (3-2)

T-2:59 A-237 HR SEMO - Urhahn, Chase (1), Dirden, Justin (2), Stauss, Wade (4), UTM - Whitley (3).

GAME 20

SOUTHEAST MISSOURI, UT MARTIN

March 17, 2018 • Martin, Tenn.

	1	2	3	4	5	6	7	8	9	R	H	E	
Southeast Missouri	0	3	1	2	6	5	0	0	0	-	17	20	2
UT Martin	0	0	0	0	0	1	0	0	0	-	1	7	2

WP- Vick, Christian (3-1) LP- Cannon (0-3)

T-2:40 A-426

GAME 21

SOUTHEAST MISSOURI 8, UT MARTIN 7

March 18, 2018 • Martin, Tenn.

	1	2	3	4	5	6	7	8	9	R	H	E	
Southeast Missouri	0	6	0	0	0	0	0	0	2	-	8	11	0
UT Martin	0	0	0	0	2	0	0	5	0	-	7	9	1

WP- Burris, Joey (1-1) LP- Aherin (2-1) SV- Stretch, Aaron (1)

T-3:38 A-149 HR SEMO - Dirden, Justin (3), Stauss, Wade (5), Whitley (4).

GAME 22

SOUTHEAST MISSOURI 5, MISSOURI STATE 10

March 20, 2018 • Springfield, Mo.

	1	2	3	4	5	6	7	8	9	R	H	E	
Southeast Missouri	0	0	2	0	2	1	0	0	0	-	5	8	2
Missouri State	0	2	0	2	0	1	5	0	X	-	10	8	1

WP- Wthrspoon, N. (1-0) LP- Wade, M. (0-2)

T-3:38 A-419 HR SEMO - Dirden, Justin (4)

GAME 23

SIUE 6, SOUTHEAST MISSOURI 11

March 23, 2018 • Cape Girardeau, Mo.

	1	2	3	4	5	6	7	8	9	R	H	E	
SIUE	0	0	0	1	1	4	0	0	0	-	6	9	1
Southeast Missouri	1	0	1	0	8	0	0	1	X	-	11	13	2

WP- Vick, Christian (4-1) LP- Martz, N. (1-4)

T-3:03 A-436 HR SIUE - Weimer (3).

GAME 24

SIUE 0, SOUTHEAST MISSOURI 7

March 24, 2018 • Cape Girardeau, Mo.

	1	2	3	4	5	6	7	8	9	R	H	E	
SIUE	0	0	0	0	0	0	0	0	0	-	0	4	2
Southeast Missouri	0	3	0	0	2	0	1	1	0	-	7	8	0

WP- Spalt, Logan (1-1) LP- Byrd, Ryan (0-4)

T-2:27 A-916 HR SEMO - Urhahn, Chase (3)

GAME 25

SIUE 10, SOUTHEAST MISSOURI 11

March 25, 2018 • Cape Girardeau, Mo.

	1	2	3	4	5	6	7	8	9		R	H	E
SIUE	0	1	0	0	0	0	0	4	5	-	10	12	1
Southeast Missouri	0	0	4	0	0	0	0	3	4	-	11	12	0

WP- Losman, Ryan (2-1) LP- Mccreaken (2-1)

T-3:26 A-362 HR SEMO - Dirden, Justin 2(6), Goecks (3)

GAME 26

SOUTHEAST MISSOURI 5, AUSTIN PEAY 6

March 30, 2018 • Clarksville, Tenn. • Double Header

	1	2	3	4	5	6	7	8	9	R	H	E	
Southeast Missouri	1	0	1	0	0	2	0	0	1	-	5	16	0
Austin Peay	0	1	0	0	2	1	0	0	2	-	6	9	2

WP- Newberg, B. (3-0) LP- Vega, Carlos (3-3)

T-3:03 A-538 HR APSU - Phillips

GAME 27

SOUTHEAST MISSOURI 6, AUSTIN PEAY 7

March 30, 2018 • Clarksville, Tenn. • Double Header

	1	2	3	4	5	6	7	8	9		R	H	E
Southeast Missouri	0	0	0	0	0	0	1	3	2	-	6	10	2
Austin Peay	2	0	1	0	0	1	2	0	1	-	7	13	2

WP- Gollert, H. (2-1) LP- Cook, Matt (0-1)

T-3:38 A-538 HR SEMO - Alex Canty (1)

GAME 28

SOUTHEAST MISSOURI, AUSTIN PEAY

February 17, 2018 • Cape Girardeau, Mo.

	1	2	3	4	5	6	7	8	9		R	H	E
Southeast Missouri	5	1	0	5	4	2	1	0	2	-	20	24	2
Austin Peay	1	0	0	0	0	0	0	2	1	-	4	10	3

WP- Vega, Carlos (4-3) LP- O'Donovan, D. (1-1)

T-3:18 A-346 HR SEMO - Wright, Danny (1), Faulkner, Peyton (1), Urhahn, Chase (2), Canty, Alex (2),

SCORES

GAME 29

SAINT LOUIS 2, SOUTHEAST MISSOURI 4

April 4, 2018 • Cape Girardeau, Mo.

	1	2	3	4	5	6	7	8	9	R	H	E	
Saint Louis	0	0	0	2	0	0	0	0	0	-	2	7	0
Southeast Missouri	2	1	0	0	0	0	0	1	X	-	4	8	1

WP- Bock, Nathan (1-0) LP- Sheehan (1-1) SV - Bergtholdt (1)
T-2:50 A- 162

GAME 30

EASTERN ILLINOIS 5, SOUTHEAST MISSOURI 3

April 6, 2018 • Cape Girardeau, Mo.

	1	2	3	4	5	6	7	8	9	R	H	E	
Eastern Illinois	0	0	3	0	0	2	0	0	0	-	5	7	2
Southeast Missouri	0	0	3	0	0	0	0	0	0	-	3	3	1

WP- Jones (3-2) LP- Vick, Christian (4-2) SV- Starcevic (5)
T-2:33 A- 1120 HR EIU - Huber, Parks.

GAME 31

EASTERN ILLINOIS 1, SOUTHEAST MISSOURI 3

April 7, 2018 • Cape Girardeau, Mo.

	1	2	3	4	5	6	7	8	9	R	H	E	
Eastern Illinois	0	0	0	0	1	0	0	0	0	-	1	7	0
Southeast Missouri	0	1	0	2	0	0	0	0	X	-	3	5	1

WP- Spalt, Logan (2-1) LP- Stevenson (0-1) SV-Bergtholdt (2)
T-2:15 A- 420 HR SEMO - Gagan, Tristen (5), APSU- Albert

GAME 32

EASTERN ILLINOIS 1, SOUTHEAST MISSOURI 3

April 8, 2018 • Cape Girardeau, Mo.

	1	2	3	4	5	6	7	8	9	R	H	E	
Eastern Illinois	0	0	0	0	0	0	0	1	0	-	1	6	1
Southeast Missouri	0	0	2	0	3	3	4	1	X	-	13	16	1

WP- Vega, Carlos (4-3) LP- Dexter (0-1)
T-2:49 A- 241 HR SEMO - Dirden, Justin (7), Canty, Alex (3).

GAME 33

MCKENDREE 0, SOUTHEAST MISSOURI 15

April 10, 2018 • Cape Girardeau, Mo.

	1	2	3	4	5	6	7	8	9	R	H	E	
McKendree	0	0	0	0	0	0	0	0	0	-	0	3	0
Southeast Missouri	0	1	1	3	4	4	0	2	X	-	15	15	1

WP- Holyfield, Ashton (1-1) LP- Vallandingham (0-2)
T-3:09 A- 289 HR SEMO - Berra, Michael (1), Dirden, Justin (8)

GAME 34

SOUTHEAST MISSOURI 0, JACKSONVILLE STATE 7

April 13, 2018 • Oxford, Ala. • Double Header

	1	2	3	4	5	6	7	8	9		R	H	E
Southeast Missouri	0	0	0	0	0	0	0	0	0	-	0	3	2
Jacksonville State	1	0	1	0	0	0	5	0	X	-	7	9	2

WP- Farmer (4-0) LP- Vick, Christian (4-3)
T-2:43 A- 432

GAME 35

SOUTHEAST MISSOURI 6, JACKSONVILLE STATE 7

April 13, 2018 • Oxford, Ala. • Double Header

	1	2	3	4	5	6	7	8	9	10	11	R	H	E
Southeast Missouri	0	1	0	2	1	1	1	0	0	0	0	6	13	0
Jacksonville State	2	0	1	0	2	1	0	0	0	0	1	7	12	2

WP- Edwards (2-1) LP- Bergtholdt (0-4)
T-3:10 A- 432 HR SEMO - Dirden, Justin (9), JSU- Gaddis, White, Frederick

GAME 36

SOUTHEAST MISSOURI 4, JACKSONVILLE STATE 1

April 14, 2018 • Oxford, Ala.

	1	2	3	4	5	6	7	8	9	10	R	H	E
Southeast Missouri	0	0	0	0	0	0	1	0	0	3	4	6	2
Jacksonville State	0	0	0	0	1	0	0	0	0	0	1	6	1

WP- Vega, Carlos (6-3) LP- Simpson, Trent (0-2)
T-2:55 A-315

GAME 37

SAINT LOUIS 8, SOUTHEAST MISSOURI 10

April 17, 2018 • Cape Girardeau, Mo.

	1	2	3	4	5	6	7	8	9		R	H	E
Saint Louis	1	0	0	2	0	0	5	0	0	-	8	7	2
Southeast Missouri	0	1	1	2	0	2	4	0	X	-	10	10	0

WP- Losman, Ryan (3-4) LP- Frontzak, Sean (1-1)
T-3:23 A-1468 HR SLU - Morisano, King

GAME 38

MURRAY STATE 4, SOUTHEAST MISSOURI 7

April 20, 2018 • Cape Girardeau, Mo.

	1	2	3	4	5	6	7	8	9	R	H	E	
Murray State	0	0	0	0	2	1	1	0	0	-	4	8	1
Southeast Missouri	2	1	0	0	0	1	3	0	X	-	7	10	1

WP- Winder, Logan (1-0) LP- Cook, Braydon (1-2) SV- Bergtholdt (4)
T-2:51 A-2068 HR SEMO - Ezell, Trevor (3), Dirden, Justin (10), Wright, Danny (2)

GAME 39

MURRAY STATE 6, SOUTHEAST MISSOURI 8

April 21, 2018 • Cape Girardeau, Mo. • Double Header

	1	2	3	4	5	6	7	8	9	R	H	E	
Murray State	0	0	0	0	2	0	0	3	1	-	6	7	0
Southeast Missouri	0	4	0	0	1	0	2	1	X	-	8	13	1

WP- Vega, Carlos (7-3) LP- Hayes, Peyton (1-4) SV- Stretch, Aaron (3)
T-3:18 A- 876 HR MUR - Perkins, Scott, Farnell

GAME 40

MURRAY STATE 5, SOUTHEAST MISSOURI 7

April 21, 2018 • Cape Girardeau, Mo. • Double Header

	1	2	3	4	5	6	7	8	9	R	H	E	
Murray State	0	0	2	0	1	2	0	0	0	-	5	8	3
Southeast Missouri	0	1	6	0	0	0	0	0	X	-	7	12	1

WP- Vick, Christian (5-3) LP- Brown, Luke (1-4) SV- Stretch, Aaron (3)
T-2:51 A-453 HR SEMO - Dirden, Justin (11), MUR - Farnell, Gutzler

GAME 41

SOUTHEAST MISSOURI 0, SOUTHERN ILLINOIS 2

April 24, 2018 • Cape Girardeau, Mo.

	1	2	3	4	5	6	7	8	9	R	H	E	
Southeast Missouri	0	0	0	0	0	0	0	0	0	-	0	2	0
Southern Illinois	0	0	0	0	1	0	0	1	X	-	2	7	1

WP- Givens, Dylan (4-0) LP- Creed, Cody (0-2) SV- Netemeyer (7)
T-2:27 A-384

2018 LINE

GAME 42

SOUTHEAST MISSOURI 6, #20 TENNESSEE TECH 7

April 27, 2018 • Cookeville, Tenn.

	1	2	3	4	5	6	7	8	9	R	H	E	
Southeast Missouri	0	0	2	0	0	3	0	0	1	-	6	12	1
Tennessee Tech	1	0	0	0	3	2	1	0	X	-	7	11	0

WP- Moths (9-1) LP- Winder, Logan (1-1) SV- Roberts (11)

T-3:06 A-586 HR SEMO - Dirden, Justin (12), TTU - Harris (5)

GAME 43

SOUTHEAST MISSOURI 2, #20 TENNESSEE TECH 6

April 28, 2018 • Cookeville, Tenn.

	1	2	3	4	5	6	7	8	9	R	H	E	
Southeast Missouri	1	0	0	0	0	0	0	0	1	-	2	7	1
Tennessee Tech	0	0	2	1	2	0	0	1	X	-	6	13	0

WP- Evey (6-0) LP- Vick, Christian (5-4) SV- Sylvester (3)

T-3:02 A-598

GAME 44

SOUTHEAST MISSOURI 10, #20 TENNESSEE TECH 6

April 29, 2018 • Cookeville, Tenn.

	1	2	3	4	5	6	7	8	9	R	H	E	
Southeast Missouri	0	5	0	2	0	0	0	2	1	-	10	17	2
Tennessee Tech	0	1	1	2	0	0	0	2	0	-	6	11	2

WP- Creed, Cody (1-2) LP- Hursey (6-3)

T-4:00 A-634 HR SEMO - Canty, Alex (4)

GAME 45

SOUTHEAST MISSOURI 2, SAINT LOUIS 5

May 1, 2018 • St. Louis, Mo.

	1	2	3	4	5	6	7	8	9	R	H	E	
Southeast Missouri	0	0	0	0	0	0	1	1	0	-	2	3	1
Saint Louis	1	0	3	1	0	0	0	0	X	-	5	10	0

WP- Lehmann (2-1) LP- Holyfield, Ashton (1-2)

T-2:38 A-218

GAME 46

SOUTHEAST MISSOURI 6, LIPSCOMB 7

May 4, 2018 • Nashville, Tenn.

July 4, 2016 - Homecoming	1	2	3	4	5	6	7	8	9	R	H	E	
Southeast Missouri	2	2	0	0	1	0	1	0	0	-	6	9	0
Lipscomb	0	0	2	1	3	0	0	0	1	-	7	7	1

WP- Ortega (3-1) LP- Stretch, Aaron (0-2)

T-3:15 A-287 HR SEMO - Faulkner, Peyton (2) LU - Perry

GAME 47

SOUTHEAST MISSOURI 7, LIPSCOMB 8

May 6, 2018 • Nashville, Tenn.

	1	2	3	4	5	6	7	8	9	R	H	E	
Southeast Missouri	0	0	1	1	0	3	2	0	0	-	7	7	4
Lipscomb	0	2	1	1	1	1	2	0	X	-	8	7	2

WP- Ortega (4-1) LP- Losman, Ryan (2-3) SV-- Knox (5)

T-3:29 A-307 HR SEMO - Dirden, Justin (13), LU - Crisan

GAME 48

BELMONT 8, SOUTHEAST MISSOURI 9

May 11, 2018 • Cape Girardeau, Mo.

	1	2	3	4	5	6	7	8	9	10	R	H	E
Belmont	3	0	0	4	0	0	1	0	0	0	8	10	1
Southeast Missouri	0	2	0	0	0	2	4	0	0	1	9	14	0

WP- Bergtholdt, Daniel (1-4) LP- Brennan, Kyle (2-3)

T-3:33 A-1550 HR SEMO - Gagan, Tristen (6), BU- Cogen, Day, Henshaw

GAME 49

BELMONT 8, SOUTHEAST MISSOURI 9

May 12, 2018 • Cape Girardeau, Mo.

	1	2	3	4	5	6	7	8	9	R	H	E	
Belmont	0	3	2	0	2	1	0	0	0	-	8	12	3
Southeast Missouri	0	1	4	2	0	0	1	0	1	-	9	12	1

WP- Stretch, Aaron (1-2) LP- Klotz, Kyle (1-1)

T-3:18 A-832 HR SEMO - Stauss, Wade (5) BU - Holland.

GAME 50

BELMONT 10, SOUTHEAST MISSOURI 6

May 13, 2018 • Cape Girardeau, Mo.

	1	2	3	4	5	6	7	8	9	R	H	E	
Belmont	0	1	0	1	0	4	0	0	0	4	10	13	0
Southeast Missouri	0	0	0	0	0	0	0	1	5	0	6	12	1

WP- Queener, Casey (5-4) LP- Winder, Logan (1-2)

T-3:49 A-1012 HR SEMO - Ezell, Trevor (4), BU - Conger

GAME 51

SOUTHEAST MISSOURI 5, GEORGIA TECH 8

May 15, 2018 • Atlanta, Ga.

	1	2	3	4	5	6	7	8	9		R	H	E
Southeast Missouri	0	0	3	0	1	0	0	0	1	-	5	10	3
Georgia Tech	2	2	0	0	2	0	0	2	X	-	8	9	0

WP- Datoc, J. (1-3) LP- Pyles, Wesley (0-1) SV- Hughes, J (1)

T-3:24 A-788 HR SEMO - Ezell, Trevor (5), Dirden, Justin (13)

GAME 52

SOUTHEAST MISSOURI 7, EASTERN KENTUCKY 2

May 17, 2018 • Richmond, Ky.

	1	2	3	4	5	6	7	8	9	10	R	H	E
Southeast Missouri	0	0	0	1	1	0	0	0	0	5	7	6	1
Eastern Kentucky	1	0	1	0	0	0	0	0	0	0	2	5	5

WP- Bergtholdt, Dan (2-4) LP- Ochsenbein (2-2)

T-3:05 A-150 HR SEMO - Stauss, Wade (6), ECU - Johnson

GAME 53

SOUTHEAST MISSOURI 7, EASTERN KENTUCKY 6

May 18, 2018 • Richmond, Ky.

	1	2	3	4	5	6	7	8	9		R	H	E
Southeast Missouri	0	0	4	0	0	1	0	0	2	-	7	10	1
Eastern Kentucky	0	0	4	0	0	0	0	1	1	-	6	12	0

WP- Stretch, Aaron (2-2) LP- Teague, L (6-6)

T-4:11 A-200 HR SEMO - Wright, Danny (3) ECU - Howie

SCORES

GAME 54

SOUTHEAST MISSOURI 10, EASTERN KENTUCKY 9

May 19, 2018 • Richmond, Ky.

	1	2	3	4	5	6	7	8	9	R	H	E
Seoutheat Missouri	2	1	2	2	1	2	0	-	-	10	11	2
Eastern Kentucky	1	0	2	5	0	0	1	-	-	9	8	2

WP- Burris, Joey (2-1) LP- McWhorter, A. (1-2)

T-3:43 A-200

HR SEMO - Canty, Alex (5), Dirden, Justin (14), Gagan, Tristen (7),

GAME 55

MURRAY STATE 2, SOUTHEAST MISSOURI 5

May 23, 2018 • Oxford, Ala.

	1	2	3	4	5	6	7	8	9	R	H	E
Murray State	0	0	0	0	1	0	0	0	1	-	2	8
Seoutheat Missouri	2	0	0	0	0	0	1	2	X	-	5	5

WP- Vega, Carlos (8-3) LP- Dorsey, Gray (3-1) SV- Bergtholdt, Daniel (5)

T-2:15 HR SEMO - Gagan, Tristen (8)

Game 4 of the 2018 OVC Baseball Championship

GAME 56

SOUTHEAST MISSOURI 9, MOREHEAD STATE 18

May 24, 2018 • Oxford, Ala.

	1	2	3	4	5	6	7	8	9	R	H	E
Morehead State	1	5	1	0	3	2	1	2	3	-	18	25
Seoutheat Missouri	0	0	0	0	4	2	0	0	3	-	9	9

WP- Conway, C. (7-3) LP- Spalt, L. (2-2)

T-3:34 HR SEMO - Ezell, Trevor (6), Dirden, Justin (15), MOR - Pauly

Game 7 of the 2018 OVC Baseball Championship

GAME 57

SOUTHEAST MISSOURI 0, JACKSONVILLE STATE 11

May 25, 2018 • Oxford, Ala.

	1	2	3	4	5	6	7	8	9	R	H	E
Jacksonville State	3	0	0	2	4	0	0	2	0	-	11	14
Seoutheat Missouri	0	0	0	0	0	0	0	0	0	-	0	2

WP- Pate, C. (5-5) LP- Vick, Christian (5-5)

T-2:41 HR JSU - Naismith, Hawthorne

Game 10 of the 2018 OVC Baseball Championship

MISCELLANEOUS STATS

Hitting Game Highs

At bats:.....	44	(2 games)
Runs scored:	22	vs Western Illinois (Feb 24, 2017)
Hits:.....	21	vs Western Illinois (Feb 24, 2017)
RBIs:.....	21	vs Western Illinois (Feb 24, 2017)
Doubles:.....	7	(2 games)
Triples:.....	2	(4 games)
Home runs:	4	at Morehead State (Mar 09, 2017)
Total bases:	34	vs Eastern Ky. (May 20, 2017)
Walks:.....	12	vs UT Martin (Mar 17, 2017)
Strikeouts:.....	14	vs Missouri State (Mar 15, 2017)
Sac hits:.....	3	at Belmont (May 13, 2017)
Sac flies:.....	3	at Morehead State (Mar 10, 2017)
Stolen bases:.....	5	vs UT Martin (Mar 19, 2017)
Hit by pitch:.....	6	vs Murray State (May 26, 2017 at Oxford, AL)
Caught stealing:.....	2	(2 games)
Runners LOB:.....	16	at Belmont (May 13, 2017)
Hit into DP:.....	4	at Southern Illinois (Apr 11, 2017)

Pitching Game Highs

Innings pitched:	11.2	at Belmont (May 13, 2017)
Runs allowed:	17	(2 games)
Earned runs:.....	17	vs Jacksonville State (Apr 15, 2017)
Walks allowed:.....	11	at Morehead State (Mar 10, 2017)
Strikeouts:.....	12	at Morehead State (Mar 10, 2017)
Hits allowed:.....	19	vs Jacksonville State (Apr 15, 2017)
Doubles allowed:.....	8	at Arkansas State (Apr 04, 2017)
Triples allowed:.....	1	(5 games)
Homers allowed:.....	5	vs Tennessee Tech (Apr 29, 2017)
Wild pitches:.....	5	at Morehead State (Mar 10, 2017)
Hit batters:.....	4	(2 games)

Individual Hitting Game Highs

At bats:.....	6	(9 games)
Runs scored:	5	Dan Holst vs Purdue (Mar 05, 2017)
Hits:.....	4	(7 games)
RBIs:.....	6	Dan Holst vs Eastern Ky. (May 18, 2017)
Doubles:.....	2	(10 games)
Triples:.....	2	Dan Holst at Stephen F. Austin (Feb 19, 2017)
Home runs:	2	(2 games)
Total bases:	9	(2 games)
Walks:.....	3	(6 games)
Strikeouts:.....	4	Clayton Evans at Murray State (Apr 23, 2017)
Sac hits:.....	2	Connor Basler vs Missouri State (Mar 15, 2017)
Sac flies:.....	1	(24 games)
Stolen bases:.....	2	(2 games)
Hit by pitch:.....	2	(4 games)
Caught stealing:.....	1	(20 games)
Runners LOB:.....	7	Kyle Bottger vs Arkansas State (Apr 05, 2017)

Individual Pitching Game Highs

Innings pitched:	9.0	Justin Murphy vs Jacksonville State (Apr 14, 2017)
Runs allowed:	8	Clay Chandler vs Tennessee Tech (May 25, 2017)
Earned runs:.....	8	Clay Chandler vs Tennessee Tech (May 25, 2017)
Walks allowed:.....	6	Justin Murphy at Morehead State (Mar 10, 2017)
Strikeouts:.....	9	Clay Chandler at Morehead State (Mar 10, 2017)
Hits allowed:.....	13	Clay Chandler vs Tennessee Tech (Apr 28, 2017)
Doubles allowed:.....	4	(3 games)
Triples allowed:.....	1	(5 games)
Homers allowed:.....	3	(4 games)
Wild pitches:.....	3	Clay Chandler at Morehead State (Mar 10, 2017)
Hit batters:.....	3	Nate Green at Central Arkansas (Mar 21, 2017)

Multiple-Hit Games

Player	2	3	4	5+	Total
Tristen Gagan	17	7	1	-	25
Trevor Ezell	11	10	3	-	24
Justin Dirden	17	4	1	-	22
Chase Urhahn	10	6	2	-	18
Peyton Faulkner	11	4	-	-	15
Danny Wright	5	7	-	-	12
Devon Wilson	9	1	-	-	10
Connor Basler	8	-	1	-	9
Alex Nielsen	7	-	-	-	7
Wade Stauss	2	-	1	-	3
Alex Canty	3	-	-	-	3
Cole Bornhop	1	-	-	-	1

Multiple-RBI Games

Player	2	3	4	5+	Total
Justin Dirden	15	5	2	1	23
Tristen Gagan	12	7	-	1	20
Trevor Ezell	9	3	2	-	14
Danny Wright	4	1	-	1	6
Wade Stauss	5	-	-	1	6
Peyton Faulkner	3	1	1	-	5
Devon Wilson	5	-	-	-	5
Chase Urhahn	4	-	1	-	5
Connor Basler	1	2	1	-	4
Alex Nielsen	3	-	-	-	3
Michael Berra	1	-	-	-	1
Alex Canty	-	1	-	-	1
Hunter Southerland	1	-	-	-	1

Inning-by-Inning Summary

Inning	SEMO	Opp.
First	30	46
Second	45	21
Third	43	43
Fourth	33	38
Fifth	54	57
Sixth	43	37
Seventh	48	28
Eighth	31	35
Ninth	29	24
Extra	9	5
Total	365	334

Longest Hitting Streaks of Season

Player	Games
Trevor Ezell	42
Peyton Faulkner	22
Connor Basler	16
Devon Wilson	16
Chase Urhahn	13
Justin Dirden	12
Danny Wright	9
Tristen Gagan	8
Alex Nielsen	7
Wade Stauss	6
Michael Berra	3
Alex Canty	3
Cole Bornhop	2
Hunter Southerland	2



OPPONENTS

2019 REDHAWK

Western Michigan University Broncos

February 15-17 in Cape Girardeau, Mo.

Location.....Kalamazoo, Mich.
Founded.....1903
Enrollment.....23,914
Colors.....Brown & Gold
Head Coach.....Billy Gernon
School Record (Years).....183-250-1 (9)
Career Record (Years).....Same
2018 Overall Record.....23-25
2018 MAC Record (Finish).....12-13 (7th)
Home Field.....Robert J. Bobb Stadium (1,500)
Dimensions.....LF: 310 CF: 395 RF: 335
Baseball Contact.....Nathan Palowski
Phone.....(269) 387-4123
Email.....nathan.a.palcowski@wmich.edu
Website.....wmubroncos.com

Harris-Stowe State University Hornets

February 19 in Cape Girardeau, Mo.

Location.....St. Louis, Mo.
Founded.....1857
Enrollment.....1,716
Colors.....Brown & Gold
Head Coach.....CJ Bilbrey
School Record (Years).....78-77 (4)
Career Record (Years).....Same
2018 Overall Record.....30-24
2018 AMC Record (Finish).....15-14 (6th)
Home Field.....Stars Park
Baseball Contact.....Claire Johnson
Phone.....(314) 340-3570
Email.....johnsocl@hssu.edu
Website.....hornetathletics.com

Western Illinois University Leathernecks

February 22-24 in Cape Girardeau, Mo.

Location.....Macomb, Ill.
Founded.....1899
Enrollment.....10,373
Colors.....Purple & Gold
Head Coach.....Ryan Brownlee
School Record (Years).....89-170 (5)
Career Record (Years).....Same
2018 Overall Record.....17-31
2018 Summit Record (Finish).....14-12 (2nd)
Home Field.....Boyer Stadium (300)
Dimensions.....LF: 325 CF: 395 RF: 330
Baseball Contact.....Monyae Williamson
Phone.....(309) 298-1133
Email.....ms-williamson@wiu.edu
Website.....goleathernecks.com

Vanderbilt University Commodores

February 26 in Nashville, Tenn.

Location.....Nashville, Tenn.
Founded.....1886
Enrollment.....25,648
Colors.....Black & Gold
Head Coach.....Tim Corbin
School Record (Years).....681-342-1 (19)
Career Record (Years).....787-480-1 (22)
2018 Overall Record.....37-25
2018 SEC Record (Finish).....16-14 (7th)
Home Field.....Charles Hawkins Field (3,620)
Dimensions.....LF: 310 CF: 400 RF: 330
Baseball Contact.....Andrew Pate
Phone.....(615) 322-4121
Email.....andrew.pate@vanderbilt.edu
Website.....vucommodores.com

Purdue University -Fort Wayne Mastodons

March 1-3 in Cape Girardeau, Mo.

Location.....Fort Wayne, Ind.
Founded.....1964
Enrollment.....10,446
Colors.....Blue & White
Head Coach.....Bobby Pierce
School Record (Years).....185-350 (11)
Career Record (Years).....240-404 (13)
2018 Overall Record.....11-37
2018 Summit Record (Finish).....7-23 (6th)
Home Field.....Mastodon Field
Dimensions.....LF: 335 CF: 405 RF: 335
Baseball Contact.....Derrick Sloboda
Phone.....(260) 481-0729
Email.....derrick.sloboda@pfw.edu
Website.....gomastadons.com

Saint Louis University Billikens

March 5 in Cape Girardeau, Mo.

April 9 in St. Louis, Mo.

Location.....St. Louis, Mo.
Founded.....1818
Enrollment.....12,914
Colors.....Royal Blue & White
Head Coach.....Darin Hendrickson
School Record (Years).....365-263 (12)
Career Record (Years).....855-437 (24)
2018 Overall Record.....38-20
2018 A10 Record (Finish).....19-4 (1st)
Home Field.....Billiken Sports Complex
Dimensions.....LF: 330 CF: 403 RF: 330
Baseball Contact.....Nick Rettig
Phone.....(314) 977-2524
Email.....nick.rettig@slu.edu
Website.....slubillikens.com

Southern Illinois University Salukis

March 6 in Cape Girardeau, Mo.

March 13 in Carbondale, Ill.

Location.....Carbondale, Ill.
Founded.....1869
Enrollment.....12,817
Colors.....Maroon & White
Head Coach.....Ken Henderson
School Record (Years).....215-265-1 (9)
Career Record (Years).....Same
2018 Overall Record.....28-30
2018 MVC Record (Finish).....10-11 (5th)
Home Field.....Richard "Itchy" Jones Stadium
Dimensions.....LF: 330 CF: 390 RF: 330
Baseball Contact.....John Lock
Phone.....(618) 453-7102
Email.....jtllock@siu.edu
Website.....siusalukis.com

UT Martin Skyhawks

March 8-10 in Cape Girardeau, Mo.

Location.....Martin, Tenn.
Founded.....1900
Enrollment.....7,069
Colors.....Navy Blue, Orange & White
Head Coach.....Ryan Jenkins
School Record (Years).....11-40 (2)
Career Record (Years).....Same
2018 Overall Record.....11-40
2018 OVC Record (Finish).....7-22 (10th)
Home Field.....Skyhawk Field (500)
Dimensions.....LF: 330 CF: 385 RF: 330
Baseball Contact.....Jake Rogers
Phone.....(731) 881-7694
Email.....jroger48@utm.edu
Website.....utmsports.com

Illinois State University Redbirds

March 12 in Cape Girardeau, Mo.

Location.....Normal, Ill.
Founded.....1857
Enrollment.....18,343
Colors.....Red & White
Head Coach.....Steve Holm
School Record (Years).....First Season
Career Record (Years).....First Season
2018 Overall Record.....22-30
2018 MVC Record (Finish).....9-12 (6th)
Home Field.....Duffy Bass Field (1,000)
Dimensions.....LF: 330 CF: 400 RF: 330
Baseball Contact.....Matthew Gocken
Phone.....(309) 438-5746
Email.....mdgocke@ilstu.edu
Website.....goredbirds.com

OPPONENTS

SIU-Edwardsville Cougars

March 15-17 in Edwardsville, Ill.

Location..... Edwardsville, Ill.
Founded..... 1957
Enrollment..... 14,412
Colors..... Red & White
Head Coach..... Sean Lyons
School Record (Years)..... 38-66 (3)
Career Record (Years)..... Same
2018 Overall Record..... 15-37
2018 OVC Record (Finish)..... 6-24 (11th)
Home Field..... Simmons Complex (1,000)
Dimensions..... LF: 330 CF: 390 RF: 330
Baseball Contact..... Joe Pott
Phone..... (618) 650-2860
Email..... jpott@siue.edu
Website..... siuecougars.com

University of Memphis Tigers

March 19 in Cape Girardeau, Mo.

Location..... Memphis, Tenn.
Founded..... 1912
Enrollment..... 21,000
Colors..... Blue & Gray
Head Coach..... Daron Schoenrock
School Record (Years)..... 383-430 (15)
Career Record (Years)..... Same
2018 Overall Record..... 20-36
2018 AAC Record (Finish)..... 5-19 (9th)
Home Field..... FedEx Park
Dimensions..... LF: 318 CF: 379 RF: 317
Baseball Contact..... Kevin Rodriguez
Phone..... (901) 678-5108
Email..... krdrguez@memphis.edu
Website..... gotigersgo.com

Austin Peay State University Governors

March 22-24 in Cape Girardeau, Mo.

Location..... Cape Girardeau, Mo.
Founded..... 1927
Enrollment..... 9,835
Colors..... Red & White
Head Coach..... Travis Janssen
School Record (Years)..... 58-57 (3)
Career Record (Years)..... Same
2018 Overall Record..... 30-27
2018 OVC Record (Finish)..... 17-13 (5th)
Home Field..... Raymond C. Hand Park (777)
Dimensions..... LF: 319 CF: 392 RF: 327
Baseball Contact..... Cody Bush
Phone..... (931) 221-7561
Email..... bushc@apsu.edu
Website..... letsgopeay.com

Arkansas State University Red Wolves

March 26 in Cape Girardeau, Mo.
April 16 in Jonesboro, Ark.

Location..... Jonesboro, Ark.
Founded..... 1909
Enrollment..... 21,976
Colors..... Scarlet, Black & White
Head Coach..... Tommy Raffo
School Record (Years)..... 278-288-1 (11)
Career Record (Years)..... Same
2018 Overall Record..... 20-32
2018 Sunbelt Record (Finish)..... 11-19 (4th in West)
Home Field..... Tomlinson Stadium at Kell Field (1,200)
Dimensions..... LF: 335 CF: 400 RF: 335
Baseball Contact..... Miya Garrett
Phone..... (870) 972-2541
Email..... miyanna.garrett@astate.edu
Website..... astateredwolves.com

Eastern Illinois University Panthers

March 29-31 in Charleston, Ill.

Location..... Charleston, Ill.
Founded..... 1899
Enrollment..... 7,030
Colors..... Blue, Gray & White
Head Coach..... Jason Anderson
School Record (Years)..... 59-105 (4)
Career Record (Years)..... Same
2018 Overall Record..... 23-31
2018 OVC Record (Finish)..... 12-18 (8th)
Home Field..... Coaches Stadium (500)
Dimensions..... LF: 340 CF: 380 RF: 340
Baseball Contact..... Thomas Manzello
Phone..... (217) 581-6408
Email..... tmanzello@eiu.edu
Website..... eiupanthers.com

Missouri State University Bears

April 2 in Springfield, Mo.

Location..... Springfield, Mo.
Founded..... 1905
Enrollment..... 26,182
Colors..... Maroon & White
Head Coach..... Keith Guttin
School Record (Years)..... 1,259-776 (37)
Career Record (Years)..... Same
2018 Overall Record..... 40-17
2018 MVC Record (Finish)..... 18-3 (1st)
Home Field..... Hammons Field (8,000)
Dimensions..... LF: 315 CF: 400 RF: 330
Baseball Contact..... Eric Doennig
Phone..... (417) 836-4586
Email..... EricDoennig@missouristate.edu
Website..... missouristatebears.com

Jacksonville State University Gamecocks

April 5-7 in Cape Girardeau, Mo.

Location..... Jacksonville, Ala.
Founded..... 1882
Enrollment..... 8,514
Colors..... Red & White
Head Coach..... Jim Case
School Record (Years)..... 547-443 (17)
Career Record (Years)..... Same
2018 Overall Record..... 33-25
2018 MAC Record (Finish)..... 18-12 (4th)
Home Field..... Rudy Abbott Field at Jim Case Stadium (2,020)
Dimensions..... LF: 325 CF: 390 RF: 320
Baseball Contact..... Tony Schmidt
Phone..... (256) 782-5377
Email..... aschmidt@jsu.edu
Website..... jusgamecocks.com

Murray State University Racers

April 12-14 in Murray, Ky.

Location..... Murray, Ky.
Founded..... 1922
Enrollment..... 10,010
Colors..... Blue & Gold
Head Coach..... Dan Skirka
School Record (Years)..... First Season
Career Record (Years)..... First Season
2018 Overall Record..... 27-29
2018 MAC Record (Finish)..... 13-16 (7th)
Home Field..... Johnny Reagan Field (800)
Dimensions..... LF: 330 CF: 400 RF: 330
Baseball Contact..... Adam Grossman
Phone..... (270) 809-7044
Email..... agrossman3@murraystate.edu
Website..... goracers.com

Tennessee Tech University Golden Eagles

April 18-20 in Cape Girardeau, Mo.

Location..... Cookeville, Tenn.
Founded..... 1915
Enrollment..... 10,504
Colors..... Purple & Gold
Head Coach..... Justin Holmes
School Record (Years)..... First Season
Career Record (Years)..... First Season
2018 Overall Record..... 53-12
2018 MAC Record (Finish)..... 27-3 (1st)
Home Field..... Bush Stadium at the Averitt Baseball Complex
Dimensions..... LF: 329 CF: 405 RF: 330
Baseball Contact..... Mike Lehman
Phone..... (931) 372-3088
Email..... mlehman@tntech.edu
Website..... ttusports.com



2019 OPPONENTS

McKendree University Bearcats

April 23 in Cape Girardeau, Mo.

Location.....Lebanon, Ill.
Founded.....1828
Enrollment.....2,937
Colors.....McK Purple & White
Head Coach.....Danny Jackson
School Record (Years).....24-71 (3)
Career Record (Years).....Same
2018 Overall Record.....11-37
2018 GLVC Record (Finish).....6-17 (6th in East)
Home Field.....Hypes Field (500)
Baseball Contact.....Scott Cummings
Phone.....(618) 537-6879
Email.....secummin@mkendree.edu
Website.....mckbearcats.com

Purdue University Boilmakers

April 26-28 in West Lafayette, Ind.

Location.....West Lafayette, Ind.
Founded.....1869
Enrollment.....30,233
Colors.....Old Gold & Black
Head Coach.....Mark Wasikowski
School Record (Years).....67-48 (3)
Career Record (Years).....Same
2018 Overall Record.....38-21
2018 Big10 Record (Finish).....15-5 (2nd)
Home Field.....Alexander Field
Dimensions.....LF: 340 CF: 408 RF: 330
Baseball Contact.....Ben Turner
Phone.....(765) 494-3198
Email.....benturner@purdue.edu
Website.....purduesports.com

University of Missouri Tigers

April 30 in Columbia, Mo.

Location.....Columbia, Mo.
Founded.....1839
Enrollment.....27,393
Colors.....Black & Gold
Head Coach.....Steve Bieser
School Record (Years).....70-45 (3)
Career Record (Years).....208-142 (7)
2018 Overall Record.....34-22
2018 SEC Record (Finish).....12-18 (6th SEC East)
Home Field.....Taylor Stadium at Simmons Field (3,031)
Dimensions.....LF: 340 CF: 400 RF: 340
Baseball Contact.....Andy Oldenburg
Phone.....(573) 882-1645
Email.....oldenburga@missouri.edu
Website.....mutigers.com

Belmont University Bruins

May 3-5 in Nashville, Tenn.

Location.....Nashville, Tenn.
Founded.....1892
Enrollment.....8,080
Colors.....Navy Blue, Red & White
Head Coach.....Dave Jarvis
School Record (Years).....610-560-2 (21)
Career Record (Years).....932-712-2 (28)
2018 Overall Record.....19-36
2018 OVC Record (Finish).....11-19 (9th)
Home Field.....E.S. Rose Park
Dimensions.....LF: 330 CF: 400 RF: 330
Baseball Contact.....Hannah Jo Riley
Phone.....(615) 460-8023
Email.....hannahj.riley@belmont.edu
Website.....belmontbruins.com

Eastern Kentucky University Colonels

May 10-12 in Cape Girardeau, Mo.

Location.....Richmond, Ky.
Founded.....1906
Enrollment.....16,612
Colors.....Maroon & White
Head Coach.....Edwin Thompson
School Record (Years).....78-94 (4)
Career Record (Years).....115-127 (5)
2018 Overall Record.....30-31
2018 OVC Record (Finish).....15-15 (6th)
Home Field.....Earle Combs Stadium
Dimensions.....LF: 340 CF: 410 RF: 330
Baseball Contact.....Kevin Britton
Phone.....(859) 622-2006
Email.....kevin.britton@eku.edu
Website.....ekusports.com

Morehead State University Eagles

May 16-18 in Morehead, Ky.

Location.....Morehead, Ky.
Founded.....1887
Enrollment.....7,038
Colors.....Blue & Gold
Head Coach.....Mike McGuire
School Record (Years).....188-166 (7)
Career Record (Years).....Same
2018 Overall Record.....37-26
2018 OVC Record (Finish).....18-12 (3rd)
Home Field.....John "Sonny" Allen Field (1,000)
Baseball Contact.....Matt Schabert
Phone.....(606) 783-2556
Email.....m.schabert@moreheadstate.edu
Website.....msueagles.com

SERIES RESULTS VS. OPPONENTS

Since joining NCAA Division I in 1992

§- NCAA Regionals
*- OVC Tournament
+- 10 innings
%- 11 innings
#- 12 innings

Alabama (4-7)

May 31, 2002 [§]	W	7-4
June 1, 2002 [§]	L	4-7
Feb. 22, 2003	W	8-7
Feb. 23, 2003	L	1-16
Feb. 24, 2003	L	4-9
Mar. 12, 2004	L	1-10
Mar. 13, 2004	L	0-2
Mar. 14, 2004	L	0-20
Feb. 20, 2009	L	1-5
Feb. 21, 2009	W	8-3
Feb. 22, 2009	W	8-4

§- NCAA Regionals

Alcorn State (2-0)

Feb. 19, 2015	W	13-6
Feb. 22, 2016	W	17-4

Arkansas (6-7)

Apr. 12, 1995	L	6-10
Mar. 26, 1996	L	3-8
Apr. 7, 1998	L	4-5
Feb. 11, 2000	L	3-4
Feb. 12, 2000	L	1-3
Feb. 13, 2000	W	8-7
Feb. 28, 2001	W	7-0
May 14, 2002	W	5-1
May 15, 2002	W	5-4

May 3, 2011	L	0-10
May 4, 2011	W	6-5
Mar. 17, 2015	L	3-4
Mar. 18, 2015	W	12-11

Arkansas-Little Rock (6-3)

Feb. 18, 1996	W	11-5
Apr. 29, 1997	W	10-7
Apr. 22, 1998	W	17-5
Apr. 6, 1999	W	15-3
Mar. 13, 2012	W	10-7
Mar. 14, 2012	L	2-16
Mar. 5, 2013	L	2-3
Mar. 6, 2013	W	4-3
Feb. 18, 2014	L	0-1

SERIES RESULTS

Arkansas-Pine Bluff (8-1)		
Mar. 16, 2007	W	5-0
Mar. 17, 2007	W	8-3
Mar. 18, 2007	W	19-0
Feb. 22, 2008	L	2-4
Feb. 23, 2008	W	13-2
Feb. 24, 2008	W	15-3
Feb. 26, 2016	W	10-0
Feb. 27, 2016	W	9-2
Feb. 28, 2016	W	8-2

Arkansas State (19-25)		
Feb. 19, 1992	L	1-9
Apr. 9, 1992	W	11-7
1993	W	12-4
1993	L	1-5
Mar. 4, 1994	L	4-6
Apr. 26, 1994	L	2-6
Apr. 4, 1995	L	5-9
Apr. 9, 1996	L	7-9
Apr. 16, 1997	L	3-4
Mar. 3, 1999	L	2-4
Apr. 26, 2000	W	7-4
Apr. 18, 2000	W	10-9
Mar. 13, 2001	W	6-4
Mar. 5, 2002	W	2-1
Apr. 9, 2002	L	1-6
Mar. 4, 2003	L	3-7
Apr. 15, 2003	W	7-6
Feb. 25, 2004	W	12-9
May 11, 2004	W	6-4
Mar. 29, 2005	L	0-9
Apr. 19, 2005	L	2-3
Feb. 15, 2006	L	3-4
Mar. 6, 2007	L	5-6
Apr. 9, 2008	L	3-8
Apr. 22, 2008	W	12-3
Apr. 1, 2009	L	1-12
Apr. 22, 2009	L	11-17
Mar. 24, 2010	W	6-4
Apr. 14, 2010	L	6-9
Apr. 5, 2011	W	8-5
Apr. 19, 2011	W	13-7
Mar. 27, 2012	L	5-10
Apr. 17, 2012	W	5-3
Apr. 2, 2013	L	8-9
Apr. 16, 2013	L	4-5
Feb. 25, 2014	L	4-8
Apr. 1, 2014	W	7-0
Mar. 25, 2015	W	6-5
Mar. 31, 2015	L	10-12
Apr. 5, 2016	W	4-2
Apr. 12, 2016	W	13-8
Apr. 4, 2017	L	1-10

Apr. 5, 2017	W	10-4
Feb. 20, 2018	L	6-7

Auburn (1-2)		
Feb. 19, 2010	W	13-8
Feb. 20, 2010	L	8-9
Feb. 21, 2010	L	1-6

Austin Peay (53-38)		
Mar. 28, 1992	W	3-1
Mar. 28, 1992	L	6-7
Mar. 29, 1992	L	11-13
Apr. 24, 1993	W	6-5
Apr. 24, 1993	W	2-1
Apr. 25, 1993	W	1-0
May 15, 1993*	L	4-6
May 14, 1993*	W	3-1
Apr. 23, 1994	L	6-7
Apr. 23, 1994	W	6-0
Apr. 24, 1994	L	5-6
Apr. 14, 1995	W	4-2
Apr. 14, 1995	L	5-6
Apr. 15, 1995	W	4-1
Mar. 30, 1996	W	13-0
Mar. 30, 1996	W	9-4
Mar. 31, 1996	L	1-7
May 5, 1996*	L	3-8
Apr. 12, 1997	W	10-7
Apr. 12, 1997	W	3-2
Apr. 13, 1997	W	7-4
Apr. 4, 1998	W	5-1
Apr. 4, 1998	W	1-0
Apr. 5, 1998	W+	6-3
Apr. 2, 1999	L	2-7
Apr. 2, 1999	L	6-8
Mar. 25, 2000	W	4-1
Mar. 25, 2000	W	10-3
Mar. 26, 2000	W	12-7
May 19, 2000*	W	13-0
Apr. 28, 2001	W	1-0
Apr. 28, 2001	W	11-1
Apr. 29, 2001	W	4-3
May 16, 2001*	L	4-9
Apr. 27, 2002	W	14-9
Apr. 28, 2002	W	6-2
Apr. 28, 2002	W	8-6
May 24, 2002*	W	7-5
Apr. 26, 2003	W	9-3
Apr. 26, 2003	L	2-4
Apr. 27, 2003	W	8-6
May 22, 2003*	W	4-0
Apr. 17, 2004	L	4-15
Apr. 17, 2004	L+	2-3
Apr. 18, 2004	W	9-7

May 27, 2004*	W	6-1
Apr. 16, 2005	W	6-4
Apr. 16, 2005	L	3-5
Apr. 17, 2005	L	2-11
Apr. 22, 2006	L	4-7
Apr. 22, 2006	W	8-4
Apr. 23, 2006	L	2-7
May 26, 2006*	W	10-9
Apr. 21, 2007	L	0-4
Apr. 21, 2007	L	2-4
Apr. 22, 2007	W	16-14
Apr. 26, 2008	L	5-6
Apr. 26, 2008	L	6-7
Apr. 27, 2008	W	10-9
May 21, 2008*	W	5-2
Apr. 25, 2009	W	12-9
Apr. 25, 2009	L	5-9
Apr. 26, 2009	W	13-3
May 15, 2010	L	4-8
May 15, 2010	W	2-1
May 16, 2010	W	10-3
May 14, 2011	L	5-6
May 14, 2011	W	3-2
May 15, 2011	L	5-7
Mar. 23, 2012	L	5-8
Mar. 24, 2012	L	2-5
Mar. 25, 2012	L	7-11
May 24, 2012*	W	4-3
May 26, 2012*	L	6-10
Apr. 12, 2013	L	4-9
Apr. 13, 2013	W	5-3
Apr. 14, 2013	W	14-8
Apr. 11, 2014	L	4-22
Apr. 12, 2014	W#	10-9
Apr. 13, 2014	W	19-7
Apr. 3, 2015	L	1-5
Apr. 4, 2015	W	3-2
Apr. 5, 2015	W	12-11
Apr. 8, 2016	L	1-6
Apr. 9, 2016	L	6-8
Apr. 10, 2016	W	7-3
May 28, 2016*	W	10-4
Mar. 31, 2017	W	5-3
Apr. 1, 2017	W	10-0
Apr. 2, 2017	L	7-11
Mar. 30, 2018	L	5-6
Mar. 30, 2018	L	6-7
Mar. 31, 2018	W	20-4

Ball State (2-1)		
Feb. 25, 2011	W	12-7
Feb. 26, 2011	L	2-6
Feb. 27, 2011	W	22-8

Belmont (18-11)		
Apr. 28, 1999	L	8-12
Apr. 10, 1999	W	5-4
Apr. 10, 1999	W	9-4
Apr. 11, 1999	W	5-3
Apr. 1, 2000	L	1-3
Apr. 1, 2000	L	0-1
Mar. 21, 2001	W	3-1
Mar. 21, 2001	W	11-10
Mar. 8, 2013	W	1-0
Mar. 9, 2013	L	6-11
Mar. 10, 2013	L	2-6
May 22, 2013*	W	9-6
May 24, 2013*	W	2-1
Mar. 7, 2014	W	11-1
Mar. 8, 2014	W	6-3
Mar. 9, 2014	W	7-0
May 14, 2015	W	12-0
May 15, 2015	L	5-11
May 16, 2015	W	13-7
May 21, 2015*	L	2-7
May 23, 2015*	W	9-4
May 19, 2016	W	9-2
May 20, 2016	L	3-4
May 21, 2016	L	5-6
May 12, 2017	W	4-1
May 13, 2017	L	5-6
May 14, 2017	L	10-11
May 11, 2018	W	9-8
May 12, 2018	W	9-8
May 13, 2018	L	6-10

Bethel (1-0)		
Mar. 13, 2007	W	4-2

Bowling Green (4-3)		
Feb. 13, 2015	L	6-7
Feb. 13, 2015	W	6-5
Feb. 14, 2015	W	5-1
Feb. 23, 2018	L	7-9
Feb. 24, 2018	W	8-4
Feb. 25, 2018	L	2-5
Feb. 25, 2018	W	9-7

Bradley (6-5)		
Feb. 22, 1997	W	10-0
Feb. 22, 1997	W	3-2
Feb. 22, 1997	L	10-12
Feb. 28, 1998	W	9-2
Feb. 28, 1998	W	2-1
Mar. 5, 2005	W	8-3
Mar. 5, 2005	L	1-6



SERIES

Mar. 6, 2005	L	3-8
Feb. 27, 2015	L	3-6
Feb. 28, 2015	W	7-2
Feb. 28, 2015	L	0-5

Brescia (2-0)

Mar. 7, 2004	W	8-0
Mar. 7, 2004	W	6-0

Central Arkansas (7-7)

Mar. 20, 2007	W	12-5
Mar. 21, 2007	L	11-13
May 13, 2008	W	12-4
May 14, 2008	L	2-12
Apr. 27, 2010	L	7-8
Apr. 28, 2010	W	13-11
Mar. 1, 2011	W	6-5
Mar. 2, 2011	W	10-3
Mar. 4, 2016	W	6-0
Mar. 5, 2016	L	0-1
Mar. 6, 2016	W	6-2
Mar. 21, 2017	L	4-5
Mar. 13, 2018	L	3-7
Mar. 14, 2018	L	4-5

Central Michigan (3-2)

Mar. 17, 2004	W	7-2
Mar. 17, 2004	W	7-5
Mar. 18, 2005	L	2-4
Mar. 19, 2005	W	4-3
Mar. 20, 2005	L	3-5

Central Oklahoma (1-0)

Mar. 8, 2001	W	7-0
--------------	---	-----

Cleveland State (2-0)

Mar. 3, 2007	W	3-1
Mar. 4, 2007	W	5-1

Columbus (1-2)

Mar. 8, 1992	L	0-2
Mar. 8, 1992	W	4-2
Mar. 9, 1992	L	2-10

College of Charleston (0-3)

Feb. 16, 2018	L	3-6
Feb. 17, 2018	L	0-6
Feb. 18, 2018	L	4-5

Creighton (1-3)

Feb. 20, 1999	W	3-2
Feb. 20, 1999	L	2-3
Feb. 21, 1999	L	1-11
Mar. 12, 2013	L	2-17

Culver-Stockton (3-0)

Mar. 16, 2002	W	13-5
Mar. 16, 2002	W	4-3
Mar. 17, 2002	W	13-10

Dallas Baptist (0-3)

Feb. 17, 2012	L	2-3
Feb. 17, 2012	L	6-7
Feb. 18, 2012	L	1-3

Delaware State (1-0)

Mar. 11, 1994	W	5-0
---------------	---	-----

Eastern Illinois (41-34)

Mar. 16, 1995	L	2-3
Mar. 17, 1995	W	10-4
Mar. 18, 1995	W	10-6
Apr. 5, 1997	W	11-10
Apr. 5, 1997	W	8-4
Apr. 6, 1997	W	6-5
Apr. 15, 1997	W	6-5
May 9, 1998	W	15-11
Mar. 28, 1998	L	4-6
Mar. 29, 1998	W	5-4
Mar. 29, 1998	L	3-4
Mar. 27, 1999	W	7-2
Mar. 27, 1999	L	0-7
Mar. 28, 1999	W	5-2
Mar. 18, 2000	L	1-2
Mar. 18, 2000	W	16-7
May 17, 2001	L	1-2
May 12, 2001	W	6-2
May 12, 2001	L	7-9
May 13, 2001	L	5-12
May 11, 2002	W	7-1
May 11, 2002	W	9-2
May 12, 2002	L	4-8
Apr. 18, 2003	L	4-5
Apr. 18, 2003	L	1-5
Apr. 19, 2003	W	22-9
Apr. 24, 2004	L	5-6
Apr. 25, 2004	W	4-3
Apr. 25, 2004	L	5-6
May 26, 2004	L	9-18
Apr. 23, 2005	W	7-2
Apr. 23, 2005	W	9-4

Apr. 24, 2005	W	5-3
Apr. 29, 2006	L	6-7
Apr. 29, 2006	L	1-5
Apr. 30, 2006	W	4-3
May 24, 2006	W	7-6
Apr. 28, 2007	L	4-14
Apr. 28, 2007	W	10-4
Apr. 29, 2007	W	10-5
May 3, 2008	W	16-7
May 3, 2008	L	3-15
May 4, 2008	L	5-6
May 24, 2008	L	4-7
May 2, 2009	L	7-8
May 2, 2009	L	7-8
May 21, 2010	L	5-8
May 21, 2010	L	5-7
May 22, 2010	W	10-0
May 26, 2010	L	5-10
May 20, 2011	W	9-6
May 20, 2011	W	9-5
May 21, 2011	W	8-7
Mar. 30, 2012	L	1-5
Mar. 31, 2012	W	12-5
May 25, 2012	L	6-7
Apr. 1, 2012	L	0-10
Apr. 19, 2013	L	2-4
Apr. 20, 2013	W	25-6
Apr. 21, 2013	L	3-13
Apr. 17, 2014	W	7-5
Apr. 18, 2014	W	11-7
Apr. 19, 2014	L	3-10
May 22, 2014	W	8-6
Apr. 10, 2015	W	21-1
Apr. 11, 2015	L	5-9
Apr. 12, 2015	W	5-0
Apr. 15, 2016	W	15-1
Apr. 16, 2016	W	12-11
Apr. 17, 2016	W	20-7
Apr. 7, 2017	W	7-3
Apr. 8, 2017	L	4-5
Apr. 9, 2017	W	7-6
Apr. 6, 2018	L	3-5
Apr. 7, 2018	W	3-1
Apr. 8, 2018	W	13-1

Eastern Kentucky (48-38)

Apr. 11, 1992	L	3-6
Apr. 12, 1992	W	9-0
Apr. 12, 1992	L	4-8
1993	L	4-5
1993	L	5-11
Apr. 30, 1994	W	3-0
Apr. 30, 1994	L	2-6
May 1, 1994	L	6-10
Apr. 22, 1995	L	0-2
Apr. 22, 1995	W	9-4

May 13, 1995*	W	7-4
Apr. 5, 1996	W	6-5
Apr. 6, 1996	L	0-4
Apr. 6, 1996	W	4-1
Mar. 28, 1997	L	2-24
Mar. 28, 1997	L	2-3
Mar. 29, 1997	W	10-7
May 8, 1998*	W	12-8
Mar. 21, 1998	W	3-2
Mar. 21, 1998	W	7-1
Mar. 22, 1998	L	4-8
Mar. 20, 1999	W	1-0
Mar. 20, 1999	W	11-4
Mar. 21, 1999	L	5-12
May 20, 1999*	L	6-13
May 21, 1999	L	4-6
May 13, 2000	W	10-5
May 13, 2000	W	6-5
May 14, 2000	L	4-11
May 19, 2000*	W	15-5
Apr. 7, 2001	W	8-2
Apr. 7, 2001	W	7-0
Apr. 8, 2001	L	2-9
Apr. 6, 2002	W	7-4
Apr. 6, 2002	W	2-0
Apr. 7, 2002	L	6-9
Apr. 12, 2003	L	9-10
Apr. 12, 2003	W	15-5
Apr. 13, 2003	L	5-8
May 21, 2003*	L	6-12
May 2, 2004	L	4-11
May 2, 2004	L	0-3
May 28, 2004*	W	9-7
Apr. 30, 2005	L	2-3
May 1, 2005	L	1-3
May 1, 2005	L	11-12
May 6, 2006	W	11-2
May 7, 2006	L	3-8
May 7, 2006	L	5-6
May 26, 2006*	L	10-14
May 6, 2007	W	1-0
May 6, 2007	L	1-2
May 10, 2008	W	5-4
May 10, 2008	L	1-3
May 11, 2008	W	8-7
May 8, 2009	L	13-14
May 9, 2009	W	12-2
May 10, 2009	L	10-11
Apr. 2, 2010	W	17-9
Apr. 2, 2010	W	7-4
Apr. 3, 2010	W	8-7
Apr. 2, 2011	W	7-6
Apr. 2, 2011	W	13-6
Apr. 3, 2011	L	5-11
Apr. 5, 2012	L	1-9
Apr. 6, 2012	L	6-9
Apr. 7, 2012	W	9-7



RESULTS

Mar. 15, 2013	W	8-6
Mar. 16, 2013	W	5-3
Mar. 16, 2013	L	1-7
May 24, 2013*	L	9-12
Mar. 14, 2014	W	15-8
Mar. 15, 2014	W	13-11
Mar. 15, 2014	W	9-4
Mar. 8, 2015	L	1-5
Mar. 8, 2015	W	12-6
Mar. 9, 2015	W	13-1
Mar. 11, 2016	W	2-1
Mar. 12, 2016	W	7-3
Mar. 12, 2016	W	4-1
May 18, 2017	W	14-6
May 19, 2017	W	8-4
May 20, 2017	W	16-3
May 17, 2018	W	7-2
May 18, 2018	W	7-6
May 19, 2018	W	10-9

Evansville (2-4)

Mar. 13, 2002	L	5-7
Apr. 10, 2002	W	15-5
May 4, 2005	L	6-13
Mar. 1, 2006	L	6-7
Apr. 2, 2008	L	7-8
Apr. 21, 2009	W	9-4

Florida A&M (1-0)

Mar. 14, 1994	W	14-5
---------------	---	------

Florida Atlantic (0-1)

June 1, 2002 ⁵	L	6-12
---------------------------	---	------

Florida State (0-2)

Mar. 12, 1994	L	3-15
Mar. 13, 1994	L	3-13

Fort Wayne (11-1)

Feb. 26, 2010	W	5-0
Feb. 27, 2010	W	3-2
Feb. 28, 2010	W	6-5
Feb. 24, 2012	W	7-1
Feb. 25, 2012	L	4-6
Feb. 26, 2012	W	26-7
Feb. 21, 2014	W	18-0
Feb. 22, 2014	W	7-6
Feb. 23, 2014	W	6-4
May 16, 2014	W	6-3
May 16, 2014	W	9-7
May 17, 2014	W	8-6

Freed-Hardeman (5-0)

Apr. 7, 2004	W	12-4
Mar. 13, 2005	W	8-1
Mar. 27, 2007	W	5-0
Mar. 28, 2007	W	27-16
Mar. 16, 2010	W	13-1

Georgia Tech (0-5)

May 22, 1998	L	5-14
Apr. 10, 1998	L	2-13
Apr. 11, 1998	L	4-14
Apr. 11, 1998 ⁵	L	5-6
May 15, 2018	L	5-8

Hannibal-LaGrange (2-0)

Feb. 28, 2012	W	13-6
Feb. 29, 2012	W	6-5

Harris-Stowe (7-0)

Mar. 1, 2001	W	7-0
Apr. 21, 2010	W	10-2
Feb. 22, 2011	W	3-0
Feb. 21, 2012	W	8-6
Feb. 19, 2013	W	12-1
Feb. 19, 2014	W	6-4
Mar. 22, 2016	W	18-10

Illinois State (1-11)

Mar. 4, 1995	W	10-5
Mar. 4, 1995	L	5-12
Mar. 5, 1995	L	6-13
Mar. 11, 2007	L	4-5
Mar. 10, 2007	L	2-8
Mar. 9, 2007	L	5-8
Mar. 3, 2012	L	2-8
Mar. 3, 2012	L	11-13
Mar. 4, 2012	L	4-14
Feb. 20, 2015	L	3-7
Feb. 21, 2015	L	3-8
Feb. 21, 2015	L	5-6

Indiana State (0-3)

Mar. 3, 2006	L	1-8
Mar. 4, 2006	L	6-10
May 8, 2015	L	7-8
May 9, 2015	L	3-4
May 10, 2015	L	7-8

Iowa (2-0)

Mar. 23, 1994	W	4-2
Mar. 23, 1994	W	2-1

Iowa State (8-1)

Feb. 21, 1998	W	10-2
Feb. 21, 1998	W	7-0
Feb. 22, 1998	L	5-6
Feb. 19, 2000	W	11-4
Feb. 20, 2000	W	4-0
Feb. 20, 2000	W	4-3
Feb. 10, 2001	W	5-4
Feb. 11, 2001	W	3-2
Feb. 11, 2001	W	3-0

Jackson State (6-1)

Feb. 23, 2001	W	13-4
Feb. 25, 2006	W	7-5
Feb. 25, 2006	W	8-7
Feb. 26, 2006	W	9-5
Feb. 17, 2007	W	2-0
Feb. 17, 2007	W	7-4
Feb. 18, 2007	L	10-12

Jacksonville State (28-29)

Apr. 3, 2004	L	2-12
Apr. 3, 2004	W	10-3
Apr. 4, 2004	L	14-15
May 29, 2004	L	1-5
May 29, 2004	W	7-6
Apr. 2, 2005	L	3-6
Apr. 2, 2005	W	3-0
Apr. 3, 2005	L	7-8
Apr. 8, 2006	L	3-9
Apr. 8, 2006	W	8-6
Apr. 9, 2006	L	7-21
Apr. 6, 2007	L	3-4
Apr. 6, 2007	W	5-3
Apr. 7, 2007	W	3-2
May 24, 2007	L	2-15
Apr. 12, 2008	L	6-16
Apr. 12, 2008	L	3-4
Apr. 13, 2008	L	7-10
May 22, 2008	L	6-7
May 24, 2008	W	6-4
Apr. 4, 2009	W	18-4
Apr. 4, 2009	L	7-8
Apr. 5, 2009	W	7-4
Apr. 25, 2010	W	10-5
Apr. 25, 2010	W	6-5
Apr. 22, 2011	L	2-5
Apr. 22, 2011	W	9-8
May 26, 2011	L	2-8
May 28, 2011	L	12-15
May 4, 2012	W	5-3
May 5, 2012	L	3-4
May 6, 2012	L	7-8
May 23, 2012	W	4-1

Apr. 26, 2013	L	8-9
Apr. 28, 2013	L	2-5
Apr. 28, 2013	L	3-4
Apr. 25, 2014	W	11-6
Apr. 26, 2014	W	1-0
Apr. 27, 2014	L	3-5
May 24, 2014	L	2-6
Apr. 17, 2015	W	5-4
Apr. 18, 2015	W	9-5
Apr. 18, 2015	W	6-3
May 22, 2015	W	12-4
Apr. 22, 2016	L	2-6
Apr. 23, 2016	W	13-6
Apr. 24, 2016	W	11-2
May 28, 2016	L	7-11
May 29, 2016	W	10-7
May 29, 2016	W	14-8
Apr. 13, 2017	W	7-6
Apr. 14, 2017	W	1-0
Apr. 15, 2017	L	7-17
May 24, 2017	W	13-10
Apr. 13, 2018	L	0-7
Apr. 13, 2018	L%	6-7
Apr. 14, 2018	W	4-1
May 25, 2018*	L	0-11

Kansas (0-7)

Feb. 28, 1992	L	1-17
Feb. 29, 1992	L	3-14
Mar. 1, 1992	L	1-14
Mar. 5, 1994	L	5-19
Mar. 6, 1994	L	4-5
Mar. 7, 1994	L	1-7
Apr. 25, 2006	L	0-6

Kansas State (1-0)

Apr. 22, 2003	W	9-5
---------------	---	-----

Lamar (0-3)

Feb. 19, 2016	L	1-2
Feb. 20, 2016	L	1-2
Feb. 21, 2016	L	2-5

Lincoln (MO) (2-0)

Mar. 26, 2003	W	7-2
Mar. 26, 2003	W	17-0

Lipscomb (6-3)

Mar. 20, 2001	L	2-3
Mar. 20, 2001	W	7-1
Apr. 20, 2002	W	3-1
Mar. 18, 2003	W	6-5
Mar. 18, 2003	W	9-3



SERIES

Apr. 8, 2003	W	6-2
Apr. 8, 2003	W	5-2
May 4, 2018	L	6-7
May 6, 2018	L	7-8

Long Island (0-1)

1993	L	4-8
------	---	-----

Louisiana-Lafayette (2-1)

Feb. 18, 2011	W	4-2
Feb. 19, 2011	W	9-1
Feb. 20, 2011	L	2-4

Louisiana Tech (0-1)

June 4, 2016	L	4-9
--------------	---	-----

Louisville (1-0)

Apr. 22, 1996	W	16-8
---------------	---	------

Lyon College (2-0)

Mar. 10, 2008	W	6-0
Feb. 24, 2009	W	11-6

Martin Methodist (1-0)

Feb. 16, 2000	W	3-2
---------------	---	-----

McKendree (4-0)

Apr. 3, 1992	W	5-0
Apr. 3, 1992	W	8-1
Apr. 1, 1998	W	13-1
Apr. 10, 2018	W	15-0

McNeese State (1-2)

Feb. 17, 2006	W	8-1
Feb. 18, 2006	L	6-7
Feb. 19, 2006	L	0-10

Memphis (20-25)

Feb. 22, 1992	L	8-12
Feb. 23, 1992	L	3-11
1993	L	1-9
1993	L	1-4
Feb. 19, 1994	L	4-6
Apr. 19, 1994	W	2-1
Feb. 18, 1995	W	13-6
Mar. 1, 1995	W	2-0
Feb. 17, 1996	L	7-15
Apr. 8, 1996	W	4-2

Apr. 17, 1996	L	6-7
Apr. 17, 1996	W	12-4
Apr. 23, 1997	L	3-5
Apr. 23, 1997	W	3-0
Feb. 15, 1997	L	3-8
Feb. 16, 1997	L	5-7
Mar. 12, 1998	W	7-0
Feb. 24, 1998	L	5-6
Mar. 24, 1999	W	4-3
Mar. 15, 2000	W	12-9
Feb. 22, 2000	W	9-4
May 8, 2001	L	1-2
May 8, 2001	L	3-13
Apr. 10, 2001	W	14-4
Apr. 11, 2001	L	5-13
Mar. 8, 2002	L	1-9
Mar. 9, 2002	W	7-4
Mar. 10, 2002	W	11-3
Mar. 1, 2003	L	1-6
Mar. 1, 2003	W	5-0
Mar. 2, 2003	L	6-14
Mar. 17, 2006	L	1-5
Mar. 18, 2006	L	1-15
Apr. 24, 2007	W	6-12
Apr. 25, 2007	W	8-19
Mar. 14, 2008	W	9-8
Mar. 15, 2008	W	6-5
Mar. 16, 2008	L	0-2
May 16, 2013	L	6-9
May 17, 2013	W	3-2
May 18, 2013	W	9-4
Feb. 28, 2014	L	4-8
Mar. 1, 2014	L	5-9
Mar. 1, 2014	L	2-3
Feb. 27, 2018	L	2-3

Mid-Continent (3-1)

May 5, 2010	W	16-12
Mar. 30, 2011	W	2-0
Apr. 3, 2012	L	9-10
Feb. 20, 2013	W	9-1

Mid-Eastern Shore (1-0)

Mar. 11, 1994	W	4-3
---------------	---	-----

Michigan State (0-2)

Mar. 5, 2010	L	7-8
Mar. 7, 2010	L	0-9

Middle Tennessee (12-20)

Mar. 21, 1992	L	1-10
Mar. 21, 1992	W	1-0

1992*	L	2-14
1993	W	2-1
1993	L	1-2
1993	L	4-9
Apr. 1, 1994	W	11-4
Apr. 1, 1994	L	6-8
Apr. 2, 1994	W	3-2
Mar. 25, 1995	L	0-5
Mar. 25, 1995	L	1-2
Mar. 26, 1995	L	4-6
May 14, 1995	W	14-4
May 15, 1995	L	5-6
May 16, 1995	L	4-6
Apr. 27, 1996	W	6-3
Apr. 27, 1996	L	2-12
Apr. 26, 1997	L	3-12
Apr. 26, 1997	L	9-10
Apr. 27, 1997	L	6-12
May 15, 1997	W	4-0
Apr. 18, 1998	W	10-9
Apr. 18, 1998	L	7-10
Apr. 19, 1998	W	8-4
Apr. 17, 1999	W	10-2
Apr. 17, 1999	W	4-0
Apr. 18, 1999	L	6-9
May 20, 2000	L	4-11
May 18, 2000	L	2-3
Apr. 8, 2000	W	3-2
Apr. 9, 2000	L	5-8
Apr. 16, 2003	L	9-11

Mississippi (2-16)

Mar. 13, 1996	L	6-7
Feb. 13, 1998	L	4-7
Feb. 14, 1998	L	3-4
Feb. 15, 1998	L	9-15
Feb. 23, 1999	L	4-6
Feb. 24, 1999	W	1-0
Mar. 3, 2000	L	1-5
Mar. 4, 2000	L	4-7
Feb. 17, 2001	L	0-1
Feb. 18, 2001	L	3-14
Feb. 18, 2001	W	5-2
Mar. 2, 2004	L	1-8
Mar. 3, 2004	L	6-15
Mar. 15, 2005	L	5-6
Mar. 16, 2005	L	0-3
May 17, 2011	L	6-10
Mar. 8, 2016	L	2-10
Mar. 9, 2016	L	4-6

Mississippi State (0-6)

Feb. 25, 1997	L	3-13
Feb. 26, 1997	L	4-10
Mar. 5, 2010	L	7-10

Mar. 6, 2010	L	2-3
Mar. 25, 2014	L	2-3
June 3, 2016	L	5-9

Missouri (11-22)

May 8, 1992	L	0-17
May 9, 1992	L	0-16
May 9, 1992	L	6-7
Feb. 23, 1995	W	5-4
Mar. 20, 1995	L	1-11
Mar. 19, 1996	L	7-8
Apr. 2, 1996	L	2-7
Apr. 30, 1997	L	2-4
May 8, 1997	L	10-11
Apr. 29, 1998	L	6-12
Apr. 14, 1998	L	8-11
Apr. 13, 1999	L	4-8
May 10, 2000	W	9-6
Apr. 3, 2001	L	7-4
Apr. 2, 2002	W	8-5
May 7, 2002	W	5-2
Mar. 11, 2003	L	8-9
Apr. 30, 2003	L	10-11
May 19, 2004	L	11-12
Mar. 24, 2004	L	3-6
Apr. 6, 2005	W	8-5
Apr. 13, 2005	L	2-10
Mar. 29, 2006	W	3-2
Apr. 12, 2006	W	9-5
Apr. 26, 2006	L	3-14
Apr. 3, 2007	L	3-16
Apr. 4, 2007	L	5-9
Apr. 30, 2013	W	9-7
Apr. 29, 2014	L	5-6
May 5, 2015	W	8-5
Mar. 15, 2016	W	7-2
Mar. 16, 2016	L	6-13
Mar. 28, 2017	W	6-5

Missouri Baptist (3-1)

Apr. 16, 1996	W	5-2
Mar. 4, 1997	L	2-4
Apr. 1, 1998	W	8-0
Apr. 11, 2000	W	3-2

Missouri S&T (1-0)

Apr. 28, 2015	W	11-10
---------------	---	-------

Missouri State (15-30)

Apr. 22, 1992	L	1-6
Apr. 22, 1992	W	13-10



RESULTS

1993	L	4-5
1993	L	1-6
Apr. 13, 1994	L	1-3
Apr. 13, 1994	L	1-5
May 4, 1994	L	6-8
May 4, 1994	L	0-7
Mar. 21, 1995	W	12-6
Mar. 22, 1995	L	5-13
Mar. 8, 1997	L	5-10
Mar. 9, 1997	L	1-4
Mar. 25, 1998	W	18-17
Mar. 25, 1998	W	5-4
Feb. 27, 2000	W	11-6
Feb. 27, 2000	W	5-3
Apr. 24, 2001	W	11-9
Mar. 30, 1999	L	2-10
Mar. 30, 1999	L	1-8
Mar. 8, 2000	W	14-8
Apr. 3, 2001	L	2-7
Mar. 22, 2002	L	3-5
Mar. 23, 2002	L	9-11
Mar. 24, 2002	L	3-9
May 6, 2003	L	1-3
May 7, 2003	L	5-11
Mar. 19, 2004	W	5-2
Mar. 20, 2004	W	8-2
Mar. 21, 2004	L	2-6
May 17, 2005	L	2-10
May 18, 2005	L	6-11
Mar. 22, 2006	L	2-5
Mar. 25, 2008	W	6-2
Mar. 26, 2008	L	6-7
Mar. 17, 2009	L	2-13
Mar. 18, 2009	L	3-16
Mar. 10, 2010	W	12-11
Mar. 15, 2011	W	8-7
Mar. 16, 2011	L	1-2
Mar. 20, 2012	L	1-8
Mar. 27, 2013	L	4-11
Mar. 11, 2014	W	6-5
Apr. 7, 2015	L	1-2
Mar. 15, 2017	W	5-4
Mar. 20, 2018	L	5-10

Missouri-St. Louis (0-2)

Apr. 3, 1996	L	7-6
Mar. 17, 1999	L	1-12

Missouri Valley (2-0)

Mar. 29, 2003	W	4-3
Mar. 29, 2003	W	5-0

Morehead State (49-40)

Apr. 25, 1992	L	0-3
Apr. 25, 1992	W	1-0
Apr. 26, 1992	W	2-1
1993	L	4-16

1993	L	1-4
1993	L	3-4
Mar. 26, 1994	W	4-1
Mar. 26, 1994	W	9-7
Mar. 27, 1994	L	7-6
May 6, 1995	W	4-3
May 6, 1995	W	5-2
May 7, 1995	W	9-8
Apr. 20, 1996	L	9-10
Apr. 20, 1996	W	14-10
Apr. 21, 1996	W	15-5
May 4, 1996	W	9-1
May 5, 1996	L	0-4
May 10, 1997	L	2-5
May 10, 1997	L	7-9
May 11, 1997	W	10-8
May 2, 1998	L	1-2
May 3, 1998	W	6-1
May 3, 1998	L	3-4
May 7, 1998	W	10-9
May 1, 1999	W	10-2
May 1, 1999	W	12-2
May 2, 1999	W	19-1
Apr. 21, 2000	W	11-1
Apr. 21, 2000	W	7-0
Apr. 22, 2000	W	3-2
Mar. 17, 2001	W	8-6
Mar. 17, 2001	L	3-4
Mar. 18, 2001	W	5-1
May 18, 2002	W	9-3
May 18, 2002	W	9-2
May 19, 2002	L	10-16
May 22, 2002	W	9-6
May 9, 2003	W	22-8
May 9, 2003	W	11-4
May 11, 2003	L	5-7
May 8, 2004	W	10-5
May 8, 2004	W	3-1
May 9, 2004	W	17-10
May 26, 2005	L	1-6
May 7, 2005	L	0-3
May 7, 2005	W	8-7
May 8, 2005	W	16-4
May 13, 2006	L	4-7
May 13, 2006	L	0-4
May 14, 2006	W	13-7
May 12, 2007	W	4-3
May 12, 2007	W	3-2
May 13, 2007	L	8-9
May 16, 2008	W	9-6
May 16, 2008	L	8-10
May 17, 2008	L	12-13
May 15, 2009	L	10-12
May 15, 2009	L	3-10
May 16, 2009	L	6-9
May 21, 2009	L	5-7
Mar. 27, 2010	W	23-10

Mar. 27, 2010	L	11-12
Mar. 28, 2010	W	15-7
Mar. 27, 2011	W	3-2
Mar. 27, 2011	L	4-14
Apr. 13, 2012	L	2-7
Apr. 14, 2012	W	9-4
Apr. 15, 2012	L	14-16
Mar. 22, 2013	L	2-4
Mar. 23, 2013	L	8-11
Mar. 23, 2013	W	10-5
Mar. 21, 2014	L	8-9
Mar. 22, 2014	L	1-6
Mar. 23, 2014	W	7-1
Mar. 15, 2015	W	8-6
Mar. 15, 2015	L	7-11
Mar. 16, 2015	W	14-6
May 23, 2015	L	3-16
Mar. 18, 2016	W	5-1
Mar. 19, 2016	W	5-4
Mar. 20, 2016	W	6-5
May 27, 2016	W	3-0
Mar. 9, 2017	L	9-12
Mar. 10, 2017	L	5-17
Mar. 10, 2017	L	2-3
Mar. 9, 2018	W	5-4
Mar. 10, 2018	W	10-3
Mar. 10, 2018	L	4-8
May 24, 2018*	L	9-18

Murray State (50-36)

Apr. 4, 1992	W	6-5
Apr. 4, 1992	L	2-4
Apr. 5, 1992	W	12-1
1993	L	2-4
1993	W	8-0
May 7, 1994	L	2-6
May 7, 1994	W	2-1
May 8, 1994	W	4-2
Apr. 29, 1995	W	5-4
Apr. 30, 1995	L	0-3
Apr. 30, 1995	W	7-3
Apr. 13, 1996	L	0-6
Apr. 13, 1996	W	6-4
Apr. 14, 1996	W	12-1
Mar. 15, 1997	L	4-5
Mar. 15, 1997	W	3-2
Mar. 16, 1997	L	8-9
Mar. 7, 1998	W	9-5
Mar. 7, 1998	W	19-0
Mar. 8, 1998	L	3-12
May 8, 1999	L	3-9
May 8, 1999	W	8-5
May 9, 1999	L	4-8
Apr. 29, 2000	L	4-5
Apr. 29, 2000	W	4-1
Apr. 30, 2000	L	3-9

Mar. 31, 2001	L	5-6
Mar. 31, 2001	W	3-2
Apr. 1, 2001	W	7-3
Mar. 29, 2002	W	7-2
Mar. 30, 2002	L	4-8
Mar. 30, 2002	W	6-5
May 23, 2002	L	3-4
May 16, 2003	W	13-8
May 17, 2003	W	10-4
May 17, 2003	W	6-0
May 23, 2003	L	3-4
Mar. 27, 2004	W	6-2
Mar. 27, 2004	W	19-5
Mar. 28, 2004	L	3-16
May 25, 2005	L	3-4
Mar. 25, 2005	W	15-10
Mar. 25, 2005	L	6-7
Mar. 26, 2005	L	6-7
Apr. 1, 2006	W	1-0
Apr. 1, 2006	W	5-0
Apr. 2, 2006	W	7-0
Mar. 31, 2007	W	6-5
Apr. 1, 2007	W	17-3
Apr. 1, 2007	L	5-6
May 23, 2007	W	10-7
Apr. 5, 2008	W	3-2
Apr. 5, 2008	L	3-5
Apr. 6, 2008	W	9-8
Apr. 10, 2009	L	2-25
Apr. 11, 2009	L	1-3
Apr. 11, 2009	W	9-6
May 2, 2010	L	9-13
May 2, 2010	L	3-5
May 27, 2010	L	9-13
Apr. 30, 2011	W	17-7
Apr. 30, 2011	W	5-4
May 1, 2011	L	2-6
May 11, 2012	W	7-1
May 12, 2012	L	2-7
May 13, 2012	W	9-8
May 3, 2013	L	0-4
May 4, 2013	L	4-5
May 5, 2013	W	7-4
May 2, 2014	W	6-5
May 3, 2014	W	8-6
May 4, 2014	L	6-11
Apr. 24, 2015	W	10-3
Apr. 25, 2015	W	17-12
Apr. 26, 2015	W	10-2
Apr. 28, 2016	W	10-3
Apr. 29, 2016	L	3-4
Apr. 30, 2016	W	7-4
Apr. 21, 2017	L	7-9
Apr. 23, 2017	W	4-3
Apr. 23, 2017	L	1-11
May 26, 2017*	L	5-8
Apr. 20, 2018	W	7-4



SERIES

Apr. 21, 2018 W 8-6
Apr. 21, 2018 W 7-5
May 23, 2018* W 5-2

Nebraska (0-3)

May 7, 2010 L 2-6
May 8, 2010 L 6-20
May 9, 2010 L 3-10

New Mexico State (0-3)

Mar. 16, 2012 L 1-9
Mar. 17, 2012 L 7-23
Mar. 17, 2012 L 6-8

New Orleans (3-0)

Feb. 15, 2013 W 7-4
Feb. 16, 2013 W 6-1
Feb. 17, 2013 W 11-2

Northeast Illinois (7-6)

Mar. 23, 1992 L 2-11
Mar. 24, 1992 L 4-10
1993 L 1-3
1993 W 4-1
Mar. 18, 1994 L 1-2
Mar. 19, 1994 W 3-0
Mar. 19, 1994 L 10-12
Apr. 17, 1995 W 8-3
Apr. 17, 1995 W 4-0
Feb. 24, 1996 L 4-5
Feb. 24, 1996 W 9-1
Feb. 25, 1996 W 16-15
Feb. 25, 1996 W 10-2

North Dakota (4-2)

Mar. 13, 2010 W 15-4
Mar. 13, 2010 L 5-6
Mar. 14, 2010 W 14-4
Mar. 11, 2011 L 6-8
Mar. 12, 2011 W 13-6
Mar. 13, 2011 W 15-0

North Dakota State (1-2)

Feb. 22, 2013 L 2-7
Feb. 23, 2013 L 6-9
Feb. 23, 2013 W 13-7

Northern Colorado (1-3)

Feb. 29, 2008 L 1-4
Mar. 1, 2008 L 3-7
Mar. 1, 2008 L 2-4

Mar. 2, 2008 W 14-13

Northern Illinois (6-1)

Mar. 6, 1999 W 6-5
Mar. 7, 1999 W 10-0
Mar. 7, 1999 W 7-2
Mar. 13, 2009 W 8-6
Mar. 14, 2009 W 11-10
Mar. 14, 2009 W 15-5
Mar. 15, 2009 L 10-17

Northern Iowa (5-6)

Feb. 25, 1995 W 9-7
Feb. 26, 1995 W 10-7
Mar. 2, 1997 W 3-2
Mar. 2, 1997 L 1-4
Feb. 27, 1999 L 12-13
Feb. 28, 1999 L 9-12
Feb. 28, 1999 L 3-10
Mar. 6, 2009 L 1-3
Mar. 7, 2009 W 20-8
Mar. 7, 2009 W 7-6
Mar. 8, 2009 L 5-11

Oklahoma (0-6)

Feb. 15, 2002 L 4-5
Feb. 16, 2002 L 1-10
Feb. 17, 2002 L 5-18
Feb. 21, 2004 L 1-7
Feb. 21, 2004 L 5-11
Feb. 22, 2004 L 2-10

Oklahoma State (2-4)

Apr. 1, 1997 L 7-9
Apr. 2, 1997 L 5-10
Mar. 8, 2001 L 7-10
Apr. 23, 2002 W 5-3
Mar. 30, 2004 L 8-10
Mar. 31, 2004 W 4-2

Oral Roberts (6-5)

Apr. 4, 1995 L 5-8
Apr. 5, 1995 W 5-3
Apr. 19, 1997 L 4-12
Apr. 19, 1997 W 7-2
Apr. 20, 1997 W 14-4
Mar. 2, 2013 L 1-3
Mar. 3, 2013 W 6-5
Mar. 3, 2013 L 3-4
Feb. 14, 2014 W 10-4
Feb. 15, 2014 W 7-5
Feb. 16, 2014 L 2-6

Princeton (0-1)

Mar. 9, 2001 L 4-12

Purdue (2-3)

Feb. 27, 2009 W 13-10
Feb. 27, 2009 L 2-9
Mar. 3, 2017 L 0-4
Mar. 4, 2017 L 5-13
Mar. 5, 2017 W 17-7

Quincy (1-0)

Mar. 14, 1992 W 9-1

Saint Louis (23-21)

Apr. 27, 1994 L 3-7
Apr. 20, 1995 L 2-3
Apr. 10, 1996 L 7-8
Mar. 25, 1997 W 19-8
Apr. 10, 1997 L 3-9
Apr. 21, 1998 L 5-8
Mar. 24, 1998 W 13-3
Apr. 20, 1999 L 7-9
May 11, 1999 W 6-5
May 3, 2000 L 9-10
Apr. 12, 2000 L 4-5
Mar. 27, 2001 W 13-1
Mar. 28, 2001 W 10-6
Mar. 26, 2002 W 9-2
Apr. 30, 2002 W 5-4
Mar. 12, 2003 W 9-4
Apr. 13, 2004 L 4-6
Mar. 10, 2004 W 7-4
Mar. 2, 2005 W 8-3
Apr. 5, 2005 W 3-2
May 16, 2006 W 7-6
Apr. 4, 2006 L 10-11
Mar. 7, 2007 W 5-2
Mar. 11, 2008 L 5-9
Mar. 3, 2009 W 6-5
Mar. 3, 2010 L 6-10
Mar. 23, 2010 W 8-4
Apr. 13, 2011 W 6-4
Mar. 22, 2011 L 8-14
Mar. 6, 2012 L 11-22
May 1, 2012 L 0-4
Feb. 26, 2013 L 4-8
Mar. 19, 2013 L 6-7
Mar. 18, 2014 L 8-11
Apr. 15, 2014 W 6-2
Mar. 10, 2015 W 9-7
Mar. 24, 2015 W 13-1
Apr. 19, 2016 W 10-3
May 3, 2016 L 8-12

Apr. 18, 2017 W 13-2
May 2, 2017 L 5-6
Apr. 4, 2018 W 4-2
Apr. 17, 2018 W 10-8
May 1, 2018 L 2-5

Samford (9-8)

Apr. 9, 2004 W 7-5
Apr. 9, 2004 W 9-1
Apr. 10, 2004 W 12-8
Apr. 9, 2005 W 3-1
Apr. 9, 2005 L 5-13
Apr. 10, 2005 L 2-4
Apr. 14, 2006 W 7-4
Apr. 14, 2006 L 5-6
Apr. 15, 2006 L 6-8
May 25, 2006 L 5-11
Apr. 14, 2007 W 4-0
Apr. 15, 2007 W 9-0
Apr. 15, 2007 L 1-2
May 25, 2007 L 1-5
Apr. 19, 2008 W 11-10
Apr. 19, 2008 L 6-11
Apr. 20, 2008 W 7-6

South Alabama (2-5)

Mar. 9, 1995 W 14-12
Mar. 9, 1995 L 3-5
Mar. 10, 1995 L 14-17
Mar. 4, 1996 L 0-10
Mar. 5, 1996 W 6-5
Feb. 24, 2001 L 1-2
Feb. 25, 2001 L 1-6

South Dakota State (6-4)

Mar. 7, 2005 W 7-2
Mar. 10, 2006 W 5-1
Mar. 11, 2006 L 5-8
Mar. 11, 2006 W 6-5
Feb. 23, 2007 L 2-5
Feb. 25, 2007 W 1-0
Feb. 25, 2007 W 7-4
Mar. 2, 2018 W 12-8
Mar. 3, 2018 L 4-7
Mar. 4, 2018 L 5-6

Southern (2-0)

May 15, 1998 W 5-4
May 16, 1998 W 10-3

Southeastern Louisiana (2-2)

Feb. 25, 2005 W 2-5
Feb. 26, 2005 L 2-6



RESULTS

Feb. 27, 2005 W 14-7
Mar. 3, 2006 L 0-8

SIU Edwardsville (19-6)

Mar. 2, 1999 L 2-4
Apr. 17, 2009 W 9-5
Apr. 18, 2009 W 9-2
Apr. 18, 2009 W 9-4
May 17, 2012 W 9-4
May 18, 2012 W 11-4
May 19, 2012 L 7-24
Apr. 5, 2013 L 0-4
Apr. 6, 2013 W 8-4
Apr. 7, 2013 W 13-11
Apr. 4, 2014 W 8-7
Apr. 5, 2014 W 8-7
Apr. 6, 2014 W 12-1
Mar. 27, 2015 L 4-8
Mar. 28, 2015 W 10-0
Mar. 29, 2015 W 22-8
Apr. 1, 2016 W 9-5
Apr. 2, 2016 W 4-0
Apr. 3, 2016 W 20-11
Mar. 24, 2017 W 8-3
Mar. 25, 2017 L 10-15
Mar. 26, 2017 L 5-7
Mar. 23, 2018 W 11-6
Mar. 24, 2018 W 7-0
Mar. 25, 2018 W 11-10

Southern Illinois (25-24)

May 6, 1992 W 6-5
1993 L 3-10
1993 L 8-9
Mar. 24, 1994 W 4-2
Apr. 14, 1994 W 11-9
Mar. 29, 1995 W 17-2
Apr. 15, 1997 W 9-4
Mar. 4, 1998 W 11-5
Feb. 25, 1998 L 7-9
Apr. 7, 1999 L 5-6
Apr. 21, 1999 L 11-14
Apr. 19, 2000 W 19-17
Apr. 5, 2000 W 8-6
Apr. 18, 2001 W 19-1
Apr. 4, 2001 W 11-5
Apr. 4, 2001 W 11-5
Apr. 3, 2002 W 8-2
Apr. 17, 2002 L 5-10
Apr. 2, 2003 W 7-5
Apr. 9, 2003 W 4-3
Apr. 21, 2004 L 6-9
Mar. 23, 2004 L 5-6
Mar. 10, 2005 W 7-3
Apr. 27, 2005 L 3-7

Apr. 5, 2006 W 13-11
Apr. 11, 2006 L 5-8
Apr. 18, 2007 W 9-7
Apr. 10, 2007 W 2-7
Apr. 8, 2008 W 11-4
Apr. 15, 2008 L 4-5
Apr. 7, 2009 L 0-7
Apr. 14, 2009 L 2-4
Apr. 6, 2010 L 11-16
Apr. 20, 2010 W 13-1
Apr. 12, 2011 W 14-8
Apr. 26, 2011 W 11-4
Apr. 10, 2012 W 4-1
Apr. 24, 2012 L 5-9
Apr. 9, 2013 L 4-9
Apr. 23, 2013 L 2-3
Apr. 8, 2014 W 5-4
Apr. 22, 2014 L 2-5
Apr. 14, 2015 W 7-4
Apr. 21, 2015 L 2-6
Mar. 2, 2016 L 5-6
Apr. 11, 2017 L 2-4
Apr. 25, 2017 L 5-7
Mar. 6, 2018 L 0-5
Apr. 24, 2018 L 0-2

Southern Indiana (2-4)

Apr. 29, 1992 L 11-13
Apr. 29, 1992 L 7-11
1993 L 8-9
1993 L 0-3
Mar. 20, 1994 W 6-5
Mar. 20, 1994 W 6-4

Southern Mississippi (3-6)

1993 W 3-2
1993 L 1-4
Feb. 25, 1994 L 5-13
Feb. 26, 1994 L 4-12
Feb. 27, 1994 W 9-8
Mar. 8, 1995 L 2-11
Mar. 7, 2003 W 9-2
Mar. 8, 2003 L 5-7
Mar. 9, 2003 L 2-14

South Florida (0-3)

1993 L 3-6
1993 L 3-11
1993 L 2-11

St. Catherine (0-1)

Mar. 4, 2009 L 9-11

St. Joseph's (0-1)

1993 L 8-14

Stephen F. Austin (3-2)

May 13, 2016 L 2-3
May 14, 2016 W 15-6
May 15, 2016 W 9-5
Feb. 17, 2017 L 2-3
Feb. 19, 2017 W 3-1

Tennessee State (6-0)

Apr. 17, 1992 W 5-3
Apr. 17, 1992 W 7-1
Apr. 18, 1992 W 17-3
1993 W 12-1
1993 W 10-2
1993 W 11-0

Tennessee Tech (52-38)

May 2, 1992 W 11-3
May 2, 1992 W 5-4
May 3, 1992 W 7-6
1993 L 1-5
1993 W 4-3
1993 L 1-3
Apr. 9, 1994 L 4-11
Apr. 9, 1994 W 5-2
Apr. 1, 1995 W 5-1
Apr. 1, 1995 W 6-1
Apr. 2, 1995 W 8-7
Mar. 16, 1996 L 1-6
Mar. 16, 1996 W 6-3
Mar. 17, 1996 L 0-4
Mar. 22, 1997 L 3-6
Mar. 22, 1997 W 3-2
Mar. 23, 1997 L 2-10
May 16, 1997 W 9-5
May 19, 1997 L 8-10
May 19, 1997 L 4-8
Mar. 14, 1998 L 1-2
Mar. 14, 1998 W 13-6
Mar. 15, 1998 L 2-7
May 15, 1999 L 0-2
May 15, 1999 W 10-4
May 16, 1999 W 14-6
May 6, 2000 L 8-9
May 6, 2000 W 8-5
May 7, 2000 W 15-11
May 5, 2001 W 3-1
May 5, 2001 W 7-3
May 6, 2001 W 11-0
May 4, 2002 W 7-2

May 4, 2002 L 2-9
May 5, 2002 W 12-6
May 24, 2002 W 9-2
May 25, 2002 W 13-1
Apr. 5, 2003 W 6-5
Apr. 5, 2003 W 5-0
May 15, 2004 W 5-3
May 15, 2004 W 3-2
May 16, 2004 L 4-11
May 14, 2005 W 10-1
May 14, 2005 W 20-10
May 15, 2005 W 16-12
May 19, 2006 L 5-9
May 19, 2006 W 10-5
May 20, 2006 W 21-10
May 17, 2007 L 5-6
May 18, 2007 W 9-2
May 19, 2007 L 6-9
Mar. 21, 2008 L 3-8
Mar. 21, 2008 W 16-3
Mar. 22, 2008 W 7-3
May 23, 2008 W 8-4
Mar. 21, 2009 W 14-2
Mar. 21, 2009 W 4-3
Mar. 22, 2009 W 7-4
May 20, 2009 L 5-9
Apr. 10, 2010 W 4-3
Apr. 10, 2010 W 11-9
Apr. 11, 2010 L 8-12
Apr. 9, 2011 L 4-5
Apr. 9, 2011 L 5-9
Apr. 10, 2011 W 13-8
May 27, 2011 W 6-1
Apr. 20, 2012 W 9-6
Apr. 21, 2012 L 3-8
Apr. 22, 2012 W 3-1
May 10, 2013 L 1-16
May 11, 2013 L 6-11
May 12, 2013 L 1-5
May 23, 2013 L 1-5
May 9, 2014 W 12-8
May 10, 2014 W 9-8
May 11, 2014 L 10-21
May 23, 2014 L 2-9
May 1, 2015 W 9-1
May 2, 2015 L 5-11
May 3, 2015 L 10-11
May 22, 2015 W 14-1
May 6, 2016 L 2-7
May 7, 2016 L 3-4
May 8, 2016 W 7-1
Apr. 28, 2017 L 4-8
Apr. 29, 2017 L 8-9
Apr. 29, 2017 W 11-9
May 25, 2017* L 9-14
Apr. 27, 2018 L 6-7



PROTECT
THIS HOUSE

SERIES RESULTS

Apr. 28, 2018 L 2-6
Apr. 29, 2018 W 10-6

Troy (0-3)

Mar. 4, 2011 L 0-9
Mar. 5, 2011 L 1-2
Mar. 6, 2011 L 2-7

Tulane (1-5)

Mar. 1, 1996 W 9-8
Mar. 2, 1996 L 6-7
Mar. 3, 1996 L 9-14
Feb. 11, 2005 L 0-9
Feb. 12, 2005 L 3-6
Feb. 12, 2005 L 3-9

UT Arlington (1-1)

Feb. 17, 2017 W 4-3
Feb. 18, 2017 L 3-5

UT Martin (64-17-1)

Feb. 25, 1992 L 7-9
1992 L 4-5
1993 W 12-5
1993 L 1-5
Apr. 16, 1994 L 1-3
Apr. 16, 1994 W 5-3
Apr. 17, 1994 W 10-5
Apr. 8, 1995 W 9-4
Apr. 8, 1995 W 14-12
Apr. 9, 1995 W 15-8
Mar. 23, 1996 W 7-5
Mar. 23, 1996 L 2-4
Mar. 24, 1996 T 5-5
May 3, 1997 L 0-6
May 3, 1997 L 7-8
May 4, 1997 W 5-4
Apr. 25, 1998 W 4-3
Apr. 25, 1998 W 13-0
Apr. 26, 1998 W 11-7
Mar. 12, 1999 W 12-7
Mar. 12, 1999 L 6-7
Apr. 24, 1999 W 11-2
Apr. 24, 1999 W 6-0
Apr. 25, 1999 W 11-2
Apr. 15, 2000 W 8-7
Apr. 15, 2000 W 8-5
Apr. 16, 2000 W 16-0
Mar. 12, 2000 W 13-4
Mar. 12, 2000 W 6-0
Apr. 13, 2001 W 7-0
Apr. 13, 2001 W 18-9

Apr. 15, 2001 L 6-8
Apr. 13, 2002 W 12-8
Apr. 13, 2002 W 16-3
Apr. 14, 2002 W 12-2
May 3, 2003 W 9-1
May 3, 2003 W 14-2
May 4, 2003 W 20-5
May 21, 2004 W 12-4
May 21, 2004 W 9-2
May 21, 2004 L 16-17
May 20, 2005 W 4-2
May 20, 2005 W 6-4
May 21, 2005 W 4-3
Mar. 25, 2006 L 1-2
Mar. 25, 2006 L 2-3
Mar. 26, 2006 L 0-1
Mar. 24, 2007 W 7-5
Mar. 24, 2007 W 7-6
Mar. 25, 2007 W 18-8
Mar. 29, 2008 W 19-6
Mar. 28, 2009 W 9-7
Mar. 28, 2009 W 6-5
Mar. 29, 2009 W 12-8
Apr. 17, 2010 L 3-6
Apr. 17, 2010 L 4-12
Apr. 18, 2010 W 15-1
Apr. 16, 2011 W 8-2
Apr. 16, 2011 W 8-2
Apr. 17, 2011 W 8-4
May 27, 2011 W 12-7
Apr. 27, 2012 L 4-5
Apr. 28, 2012 W 13-1
Apr. 29, 2012 W 14-2
Mar. 28, 2013 W 8-5
Mar. 29, 2013 W 9-6
Mar. 30, 2013 W 7-2
Mar. 28, 2014 W 13-0
Mar. 29, 2014 W 9-3
Mar. 30, 2014 W 11-1
Mar. 20, 2015 W 16-2
Mar. 21, 2015 W 13-0
Mar. 22, 2015 W 5-4
Mar. 24, 2016 W 19-6
Mar. 25, 2016 W 15-6
Mar. 26, 2016 W 26-2
Mar. 17, 2017 W 14-1
Mar. 18, 2017 W 5-4
Mar. 19, 2017 W 13-4
Mar. 16, 2018 L 7-8
Mar. 17, 2018 W 17-1
Mar. 18, 2018 W 8-7

Valparaiso (3-0)

Mar. 19, 2010 W 17-4
Mar. 19, 2010 W 5-3

Mar. 20, 2010 W 8-7

Vanderbilt (1-1)

Apr. 1, 2008 W 12-8
May 13, 2014 L 4-10

Washington (1-0)

Apr. 26, 1995 W 10-2

Western Illinois (6-0)

Mar. 11, 1996 W 3-1
Mar. 12, 1996 W 8-5
Mar. 12, 1996 W 18-3
Feb. 24, 2017 W 22-2
Feb. 25, 2017 W 5-4
Feb. 26, 2017 W 5-1

Western Kentucky (1-2)

Mar. 3, 1994 L 2-5
Feb. 22, 1995 W 13-11
Mar. 27, 1995 L 4-10

Western Michigan (2-1)

May 6, 2017 W 12-6
May 6, 2017 W 8-5
May 7, 2017 L 6-8

Westminster College (1-0)

Mar. 22, 2000 W 15-1

Wichita State (1-4)

Mar. 18, 1997 L 4-11
Mar. 19, 1997 W 14-6
May 21, 1998 L 4-7
Feb. 23, 2002 L 4-9
Feb. 24, 2002 L 7-8

William Jewell (1-0)

Mar. 13, 1992 W 6-4

William Woods (1-0)

Mar. 21, 2001 W 24-3

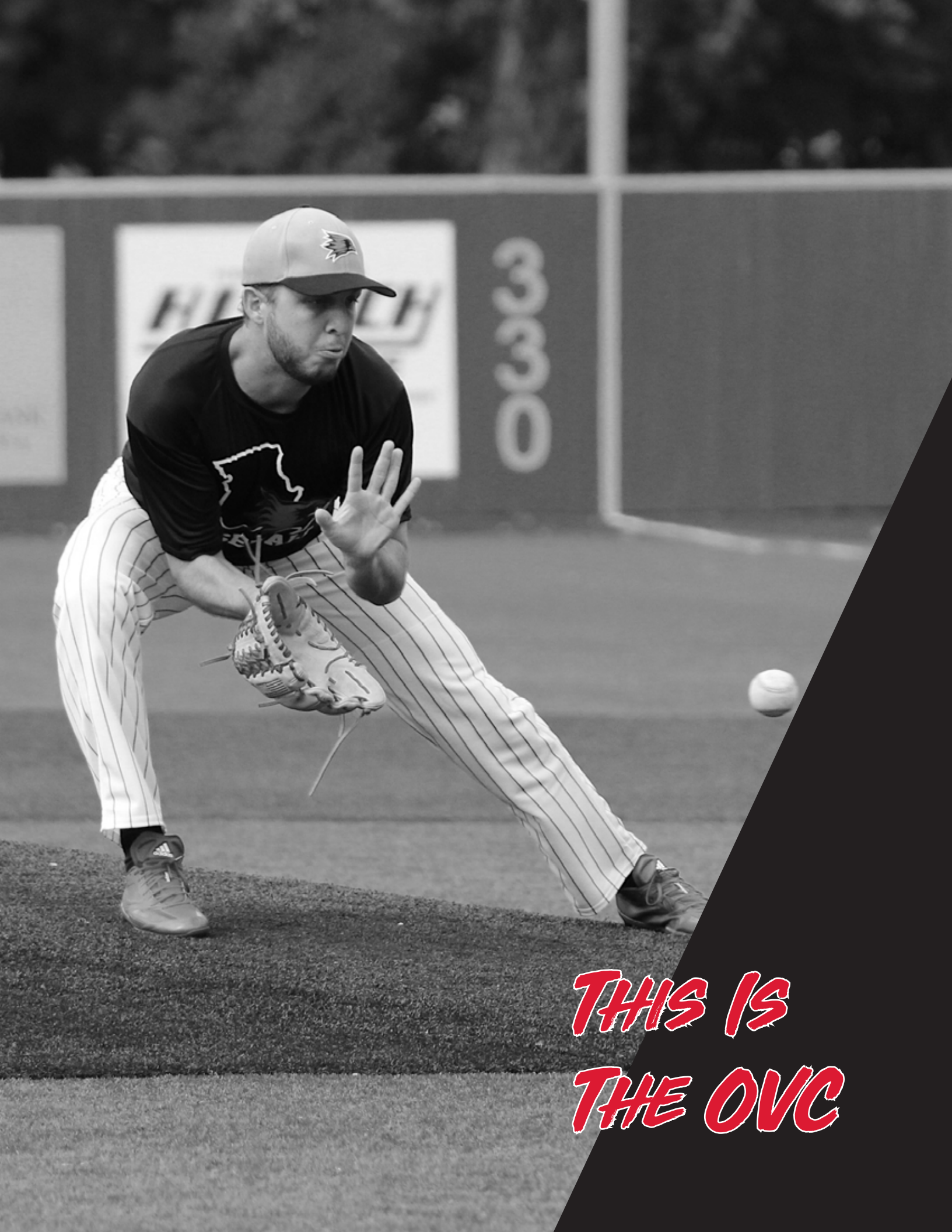
Wright State (2-4)

Mar. 18, 2011 L 5-6
Mar. 19, 2011 W 5-1
Mar. 20, 2011 L 3-5

Mar. 9, 2012 W 10-7
Mar. 10, 2012 L 0-2
Mar. 11, 2012 L 5-6

#LETSSOAR





***THIS IS
THE OVC***



OHIO VALLEY

Now in its 71st year, the Ohio Valley Conference continues to build on the success that has made it the nation's eighth-oldest NCAA Division I conference.

In May 2011 the Conference expanded for the second time in four years, adding Belmont University which began competition in the 2012-13 academic year. The addition of Belmont gave the OVC 12 members, the most the league has had at one time in its illustrious history. The move added a second team in the city of Nashville and was the first addition to the league since Southern Illinois University Edwardsville joined in 2008. Subsequently, the league has shown its stability over the past decade, seeing only one member institution depart over the past 18 years.

The 2009-10 school year saw a change in leadership as Beth DeBauche was named the seventh full-time Commissioner in league history on July 28, 2009. The last three commissioners of the OVC have moved onto jobs as the commissioner of the Big Ten, Big 12 and the Mid-American Conferences.

The OVC's proud history dates back to 1948, but seeds for the new league were actually planted in 1941. It was then that Roy Stewart, the athletics director at Murray State, Charles "Turkey" Hughes, the athletics director at Eastern Kentucky, and Kelly Thompson, the public relations director at Western

Kentucky, first broached the idea of forming a new conference. Discussions were put on hold by World War II, but reemerged February 27-28, 1948 at the Kentucky Hotel in Louisville as the three original institutions combined with Morehead State, Louisville and Evansville to form the OVC.

In the 1950s, the OVC became a pioneer on a much more significant scale socially. During times of racial segregation, league member Morehead State became one of the first non-traditionally black mid-southern institutions to accept a black student. In 1958 Marshall Banks earned athletically-related aid at Morehead, which signed a second black athlete, Howard Murphy, a year later. In 1961 Murphy earned all-conference recognition as a halfback in football. With racial barriers broken, the rest of the institutions in the league began to provide educational and athletic opportunities to African-Americans.

After Title IX legislation passed in 1972, women's athletics began a rebirth on the national scene as the NCAA began sponsoring and marketing women's sports. Recognizing the need to provide increased opportunities for female athletes, the OVC began formulating plans for women's athletics in 1975 and established women's championships in the sports of basketball, tennis and track in 1977, with cross country and volleyball added over the

next four years. Those sports were initially governed by the Association of Intercollegiate Athletics for Women (AIAW), but the overall strength of women's programs in the league was demonstrated by the automatic bids the OVC instantly received when the NCAA became the governing body in 1982. The conference added women's golf and softball in 1994 and women's soccer in 1998.

The league's baseball presence has continued to evolve since its inception. The OVC baseball tournament moved to a neutral site for the first time in 2001 with Paducah, Kentucky and Brooks Stadium hosting the tournament in front of raucous crowds. The success of the tournament led to Jackson, Tennessee and The Ballpark at Jackson (the home of the Seattle Mariner's Class AA affiliate) – hosting the event for the first time in 2010. The championship moved to Choccolocco Park in Oxford, Alabama for two years (2017-18) before agreeing to a two-year stay at Rent One Park in Marion, Illinois (home of the Frontier League Southern Illinois Miners).

The OVC also has made a statement in the NCAA Baseball Championship in recent years, with its teams involved in several memorable contests in the last decade. Tennessee Tech surprised Wake Forest in the opening round of the 2001 tournament and Southeast Missouri stunned host Alabama in the opening round of the 2002 championship. Five years later, Austin Peay captured the collegiate

baseball world's attention by taking Vanderbilt, the 2007 No. 1 overall seed, to extra innings. Eastern Illinois pushed host Nebraska to the limit in 2008 followed by Tennessee Tech's memorable contest against host Clemson in 2009.

After not making the OVC Tournament field in either 2009 or 2010, Austin Peay, who was picked to finish seventh in the 2011 preseason poll, won the regular season and tournament championships to garner its fourth NCAA Tournament appearance. In the first game of NCAA Regional play the Gobs knocked off host and No. 1 seed Georgia Tech 2-1.

In 2012 Austin Peay completed a "repeat squared" (back-to-back regular season and tournament championships) for the first-time in OVC history. The Gobs would go on to top Indiana State and Cal State Fullerton at the Eugene Regional, before falling to host Oregon in the regional final. It marked the first time since the 2000 season (Middle Tennessee) that an OVC team had won multiple NCAA Tournaments games in the same season.

Austin Peay completed a "3-Peayt" by winning its third-straight OVC Tournament crown in 2013. Along the way the Gobs garnered the first nationally-ranking by an OVC team since 2009 (climbing to as high as 21st nationally) and tied the OVC single-season record with 47 victories. The Gobs earned the No. 2 seed in the NCAA Bloomington Regional, becoming the first OVC team in the current regional format (since 1999) to earn anything other than a No. 4 seed. The squad topped Florida and Valparaiso to advance to the regional final for

Regionals. The Golden Eagles would win game one against Texas before eventually losing two-straight to the Longhorns. Tennessee Tech finished the season with an OVC record 53 overall victories.

In 2018, a record 16 OVC players were selected in the Major League Baseball First-Year Player Draft (breaking the previous record of 12). Among the 16 players were eight Tennessee Tech players, a new record for an OVC school in a single-season. Overall the OVC has had 101 players selected over the past nine years (2010-18).

A first in the OVC occurred in 2008, when the league had a first round draft pick in both the NFL (Tennessee State's Dominique Rodgers-Cromartie) and Major League Baseball (Eastern Kentucky's Christian Friedrich) Drafts in the same school year. A year later (2009) the league had a Major League Baseball First Round Compensation Round pick (Eastern Illinois' Tyler Kehler who was No. 48 overall) and NBA Second Round pick (UT Martin's Lester Hudson) in the same season.

The playing field is not the only place where OVC athletes are working hard. The league also recognizes excellence in the classroom. Six Scholar-Athlete Awards are presented yearly to male and female athletes, while others are commended for their academic success by being Medal of Honor recipients or earning a spot on the Commissioner's Honor Roll. Additionally, the league annually presents one institutional Academic Achievement Award, as well as separate team awards in each Conference-sponsored sport. Since the College Sports Information Directors of America (CoSIDA)

best exhibited the standards of sportsmanship and ethical conduct as outlined by the OVC and NCAA.

The vision of leadership demonstrated by the Founding Fathers in 1948 remains alive today as the Ohio Valley Conference prepares for the future. One example is in regard to the current trend in collegiate athletics administration for increased involvement of university presidents in setting policies and making rules. The presidents of OVC institutions, however, have always governed the Conference, long before presidential governance became a national theme.

The Ohio Valley Conference sponsors the following sports: baseball, basketball, cross country, football, golf, tennis and track for men, and basketball, cross country, golf, soccer, softball, tennis, track and volleyball for women. In addition, the OVC also sponsors the combined men's and women's sport of rifle.

Now in its seventh decade of competition, the Ohio Valley Conference has grown significantly from its humble beginnings while increasing the number of athletics opportunities it provides for students. Current league representatives include charter members Eastern Kentucky University, Morehead State University and Murray State University, along with Austin Peay State University, Belmont University, Eastern Illinois University, Jacksonville State University, Southeast Missouri State University, Southern Illinois University Edwardsville, Tennessee State University, Tennessee Technological University and the University of Tennessee at Martin.

CONFERENCE

the second-straight season before losing to host Indiana. Gobs senior closer Tyler Rogers was a big part of his team's success during the year, setting the NCAA single-season record for saves (23 – a mark that was later eclipsed during the College World Series).

In 2016 six OVC teams reached the 30-win plateau for the first time in league history; the previous single-season high had been four teams.

In 2017 the league could have been named the "Offensive Valley Conference" as teams combined for 753 home runs during the season, the most in league history. That was highlighted by a record 50 combined home runs being hit in 13 games at the OVC Tournament. Included in that was Morehead State sophomore Niko Hulsizer who hit his 27th home run of the season, establishing a new OVC single-season record.

In 2018 Tennessee Tech had a 28-game winning streak in becoming a consensus nationally-ranked team across the six major Division I polls (reaching as high as No. 10, an all-time high rank by an OVC team). The Golden Eagles won a record 27 OVC games after losing in the OVC Tournament Championship game, became the first OVC team to earn an at-large berth into the NCAA Baseball Championship. Tech would go on to win three-straight elimination games in the Oxford Regional (including back-to-back games on the same day against host and No. 4 national seed Ole Miss) to become the first OVC team to reach the Super

Academic All-America program began, the Ohio Valley Conference has had 275 student-athletes honored with the award, including 81 over the last eight years (2010-18).

Through the early years of the league, administrators wrestled with fan behavior due to the close proximity of the Conference members and the intense rivalries which developed. Just as it did decades ago, the OVC took the leadership role on what has become a national issue. In 1995, the OVC implemented a first-of-its-kind "Sportsmanship Statement," a policy which promotes principles of fair play, ethical conduct and respect for one's opponent. The statement has become a model for others to follow across the nation and has answered the challenge of the NCAA Presidents Commission to improve sportsmanship in collegiate athletics.

Additionally, the OVC annually presents the Steve Hamilton Sportsmanship Award, in honor of the former Morehead State student-athlete, coach and athletics director, to a junior or senior student-athlete with significant athletic contributions who best exemplifies the characteristics of sportsmanship and citizenship. Most recently, the Conference has also implemented the OVC Institutional and Team Sportsmanship Awards, which are presented to one institution and 18 sport-specific teams voted by their peers to have



2019 OVC Baseball

Predicted Order of Finish

(As selected by the OVC Head Baseball Coaches and Sports Information Directors)

1. Morehead State (11 First-Place Votes) - 185
2. Jacksonville State (6) - 173
3. Tennessee Tech (5) - 166
4. Austin Peay - 143
5. **Southeast Missouri - 142**
6. Eastern Kentucky - 110
7. Belmont - 88
8. Eastern Illinois - 77
9. Murray State - 51
10. SIUE - 45
11. UT Martin - 32





Rent One Field

2019 OVC Baseball Championship

The 2019 OVC Baseball Championship will be held May 21-26 at Rent One Park in Marion, Illinois. It marks the first time the event will be held at the venue; the 2020 Championship will also be held there.

Marion is the fourth neutral site location to host the Championship since the event moved from the campus of the regular season champions in 2001. The event has also been held in Paducah, Kentucky (2001-09), Jackson, Tennessee (2010-16) and Oxford, Alabama (2017-18).

Last year Morehead State avenged a loss to Tennessee Tech in its second game to come through the losers bracket and beat the nationally-ranked Golden Eagles twice to claim the 2018 Championship, its fourth overall crown (1983, 1993, 2015, 2018).



2019 OVC Championship Schedule

Tuesday, May 22, 2019

Game 1: #7 Seed vs. #8 Seed 6:00 PM

Note: The loser of Game 1 is eliminated.

Wednesday, May 22, 2019

Game 2: #4 Seed vs #5 Seed, 9:00 AM

Game 3: #3 Seed vs #6 Seed, 12:30 PM

Game 4: #2 Seed vs #7 Seed, 4:00 PM

Game 5: Games 2/3/4/ Losers with Worst Seeds, 7:30 PM

Thursday, May 23, 2019

Game 6: #1 Seed vs Winner of Game 2, 11:00 AM

Game 7: Winner of Game 3 vs Winner of Game 4, 3:00 PM

Game 8: Game 5 vs Game 2/3/4 Loser with Best Seed, 7:00 PM

Friday, May 24, 2019

Game 9: Winner Game 6 vs Winner Game 7, 11:00 AM

Game 10: Loser Game 6 vs Loser Game 7, 3:00 PM

Game 11: Winner Game 8 vs Loser Game 9/Winner Game 10*, 7:00 PM

*-In Game 11 the team that has played fewer tournament games will play in Game 11. If the number of games is equal, the lower seed will play in Game 11.

Saturday, May 25, 2019

Game 12: Winner Game 11 vs Loser Game 9/Winner Game 10*, 12:00 PM

Game 13: Winner Game 9 vs Winner Game 12, 4:00 PM

Sunday, May 25, 2019

Game 14: Game 13 Pairing Repeated (if necessary), 12:00 PM

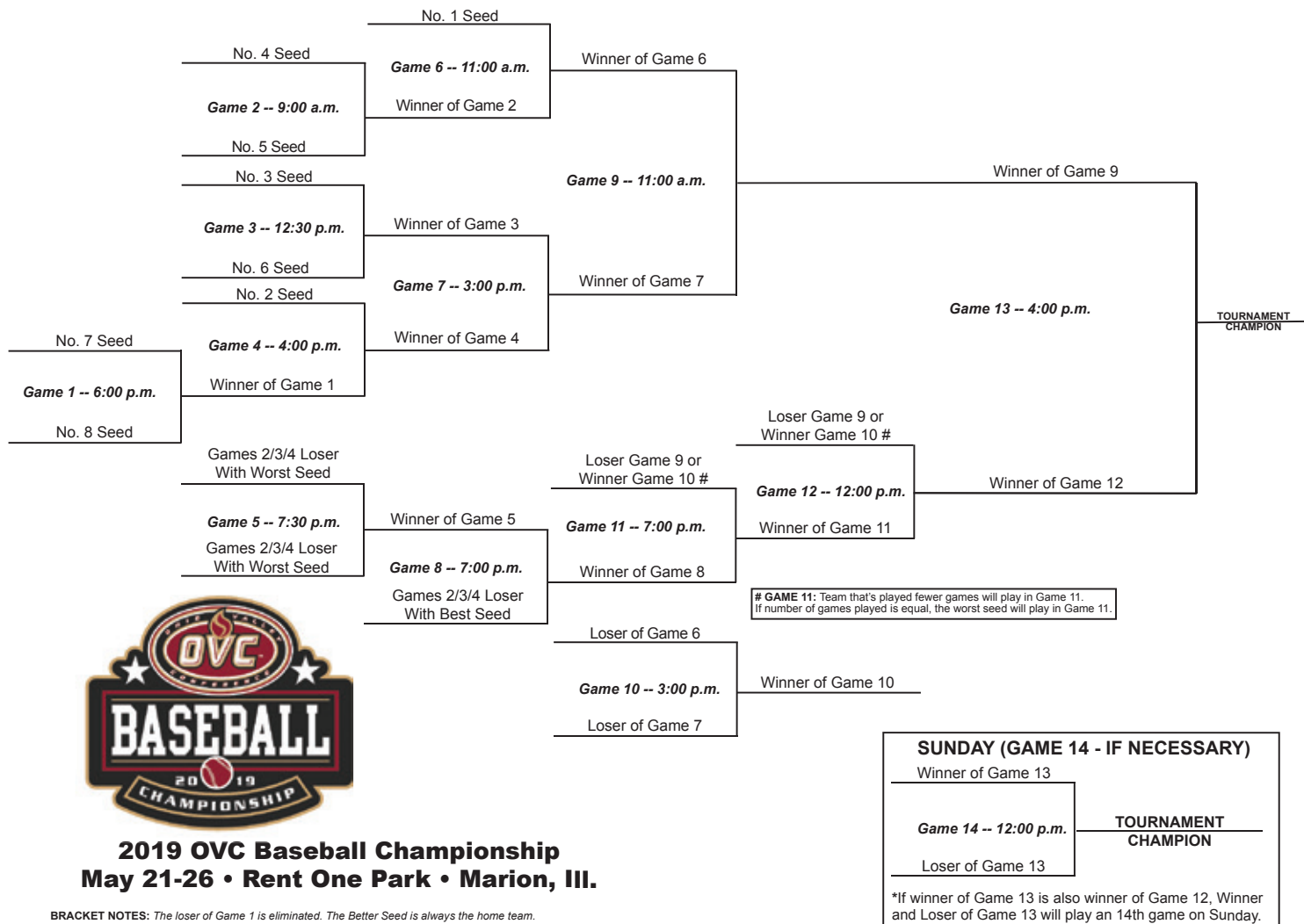
TUESDAY
Game 1

WEDNESDAY
Games 2, 3, 4 & 5

THURSDAY
Games 6, 7 & 8

FRIDAY
Games 9, 10 & 11

SATURDAY
Games 12 & 13



2019 OVC Baseball Championship
May 21-26 • Rent One Park • Marion, Ill.

BRACKET NOTES: The loser of Game 1 is eliminated. The Better Seed is always the home team.



/Ohio Valley Conference Office Staff



Beth DeBauche
Commissioner




Kate Barnett
Assistant Commissioner
Championships and
Compliance



Stephanie Castera
Assistant Commissioner
for Institutional
Services/Senior Woman
Administrator



Brian Pulley
Assistant Commissioner for
External Affairs



Kyle Schwartz
Assistant Commissioner for
Media Relations



Travis Tellitocci
Assistant Commissioner
for Football, Basketball and
Officiating



Lauren Berst
Director of Administration



Heather Brown
Director of
Communications



Jon Kuka
General Manager, OVC IMG
Sports Marketing




Bryce Robinson
Director of Digital Media




Jonathan Owens
Assistant Director of
Championships and
Administration

/Officials Coordinators



Michael Blalock
Coordinator of Volleyball
Officiating




Matt Young
Coordinator of Football
Officiating



Curtis Shaw
Coordinator of Men's
Basketball Officials



Kim Viera
Coordinator of Soccer
Officials



Jim Williams
Coordinator of Softball
Officials

#LETSSOAR



AUSTIN PEAY

2019 Schedule

February

15-17	Kentucky
21	Bradley%
22	Western Michigan%
23	Toledo%
24	Northern Illinois%
27	@ Vanderbilt

March

1-3	@ Indiana State
5	Lipscomb
8-10	@ Murray State*
12	@ Southern Illinois
15-18	Tennessee Tech*
19	@ Western Kentucky
22-24	@ Southeast Missouri*
26	Middle Tennessee
27	Murray State
29-31	Belmont*

April

2	@ Lipscomb
5-7	@ Eastern Kentucky*
9	Evansville
12-14	Morehead State*
16	Southern Illinois
18-20	@ UT Martin*
23	@ Middle Tennessee
24	Alabama A&M
26-28	SIUE*

May

3-5	Jacksonville
7	@ Tennessee
10-12	@ Eastern Illinois*
14	Western Kentucky
16-18	Jacksonville State*

%-Mule Mix Classic



Travis Janssen
Head Coach



Jacques Pucheu
Junior • LHP

General Information

Location.....	Clarksville, Tenn.
Population.....	132,929
Enrollment.....	10,597
Nickname.....	Governors
Colors.....	Red & White
President.....	Dr. Alisa White
Athletic Director.....	Ryan Ivey

Facility Information

Home Field.....	Raymond C. Hand Park
Capacity.....	777
Surface.....	Natural Grass
Dimensions.....	319 373 392 365 327

Media Relations

Baseball Contact.....	Cody Bush
Office Phone.....	(931) 221-7561
Email.....	bushc@apsu.edu

Team Information

2018 Record.....	30-27
OVC Record/Finish.....	17-13 / 5 th

Coaching Staff

Head Coach.....	Travis Janssen
Alma Mater.....	Kansas State, 1997
Career Record.....	134-126
Record at School.....	30-27
Assistant Coaches	
Greg Byron	
David Weber	

LetsGoPeay.com



BELMONT

2019 Schedule

February

15-17	Illinois State
19	Southern Illinois
21	Western Michigan%
22	Bradley%
23	Northern Illinois%
24	Toledo%

March

1-3	Bowling Green
5	@ Middle Tennessee
8-10	Morehead State*
12	Lipscomb
15-17	@ UT Martin*
19	@ Vanderbilt
22-24	SIUE*
26	@ Southern Illinois
29-31	@ Austin Peay*


April

2	@ Tennessee
5-7	Eastern Illinois*
9	@ Western Illinois
12-14	@ Jacksonville State*
16	Western Kentucky
18-20	Murray State*
23	@ Lipscomb
26-28	@ Tennessee Tech*


May

1	@ Evansville
3-5	Southeast Missouri*
7	North Alabama
10-12	Mercer
14	Evansville
16-18	Eastern Kentucky*

%- Mule Mix Classic



Dave Jarvis
Head Coach



Kyle Brennan
Sophomore • P/INF

General Information

Location.....	Nashville, Tenn.
Population.....	678,889
Enrollment.....	7,771
Nickname.....	Bruins
Colors.....	Navy, Red, & White
President.....	Dr. Robert C. Fisher
Athletic Director.....	Scott Corley

Facility Information

Home Field.....	E.S. Rose Park
Capacity.....	750
Surface.....	Synthetic Turf

Media Relations

Baseball Contact.....	Hannah Jo Riley
Office Phone.....	(615) 460-5584
Email.....	Hannahj.riley@belmont.edu

Team Information

2018 Record.....	19-36
OVC Record/Finish.....	11-19 / 9 th

Coaching Staff

Head Coach.....	Dave Jarvis
Alma Mater.....	Arkansas State, 1982
Career Record.....	932-712-2 (28)
Record at School.....	610-560-2 (21)
Assistant Coaches	
Matt Barnett	
Aaron Smith	
Brandon McCall	
Jum Richardson	

BelmontBruins.com



EASTERN ILLINOIS

2019 Schedule

February

- 15-17 Arkansas
22-24 Western Kentucky

March

- 1-3 Southern
5 Evansville
8-10 Jacksonville State*
12-13 Alabama State
15-17 Murray State*
19 Butler
22-24 Tennessee Tech*
26 Robert Morris
27 Lindenwood-Belleveille
29-31 Southeast Missouri*

April

- 2 Illinois State
3 Illinois College
5-7 Belmont*
9 Southern Illinois
12-14 Eastern Kentucky
16 Chicago State
18-20 Morehead State*
23 Robert Morris
26-28 UT Martin*

May

- 3-5 SIUE*
7 Chicago State
10-12 Austin Peay*
14 Butler
16-18 Virginia Military



Jason Anderson
Head Coach



Jimmy Govern
Senior • INF

General Information

Location.....Charleston, Ill.
Population.....21,838
Enrollment.....7,876
Nickname.....Panthers
Colors.....Blue & Gray
President.....Dr. David M. Glassman
Athletic Director.....Tom Michael

Facility Information

Home Field.....Coaches Stadium
Capacity.....500
Surface.....Grass
Dimensions.....340 | 360 | 380 | 360 | 340

Media Relations

Baseball Contact.....Rich Moser
Office Phone.....(217) 581-7480
Email.....rlmoser@eiu.edu

Team Information

2018 Record.....23-31
OVC Record/Finish.....12-18 / 8th

Coaching Staff

Head Coach.....Jason Anderson
Alma Mater.....Illinois, 2012
Career Record.....59-105 (3rd)
Record at School.....Same
Assistant Coaches
Blake Beemer
Julio Godinez
Curt Courtwright
Spencer Garner

EIUPanthers.com



EASTERN KENTUCKY

2019 Schedule

February

- 15 Grambling State%
16 Florida A&M%
17 Prairie View A&M%
20 @ Louisville
22-24 Maryland Eastern Shore
26 @ Kentucky

March

- 1 Boston College
2-3 Evansville
3 Boston College
5 Western Kentucky
8-10 Oakland
13 Kentucky State
15-17 @ Morehead State*
19 Louisville
20 Miami (Ohio)
22-24 UT Martin*
27 Dayton
29-31 @ SIUE*

April


- 3 Xavier
5-7 Austin Peay*
10 @ Northern Kentucky
12-14 @ Eastern Illinois*
18-20 Jacksonville State*
24 @ Cincinnati
26-28 @ Murray State*
30 vs. Northern Kentucky

May

- 3-5 Tennessee Tech*
10-12 @ Southeast Missouri*
14 vs. Western Carolina
16-18 Belmont*
%- Andre Dawson Classic



Edwin Thompson
Head Coach



Brennan Kelly
Junior • LHP

General Information

Location.....Richmond, Ky.
Population.....33,533
Enrollment.....17,034
Nickname.....Colonels
Colors.....Maroon & White
President.....Dr. Michael T. Benson
Athletic Director.....Stephen Lochmueller

Facility Information

Home Field.....Turkey Hughes Field
Capacity.....900
Surface.....Field Turf / Natural
Dimensions.....340 | 415 | 330

Media Relations

Baseball Contact.....Kevin Britton
Office Phone.....(859) 622-2006
Email.....kevin.britton@eku.edu

Team Information

2018 Record.....30-31
OVC Record/Finish.....15-15 / 6th

Coaching Staff

Head Coach.....Edwin Thompson
Alma Mater.....Webber University, 2003
Career Record.....115-127 (6)
Record at School.....78-94 (4)
Assistant Coaches
Shaun Cole
Julius McDougal
Jayson Langfels

EKUSports.com

#LETSSOAR





JACKSONVILLE STATE

2019 Schedule

February

15-17 North Alabam
19 @ Alabama
22-24 @ Jacksonville
26 @ UAB
27 @ Troy

March

1-3 Florida International
5 Samford
6 @ Georgia
8-10 Eastern Illinois*
13 Troy
15-17 Purdue
22-24 @ Murray State*
27 Alabama State
29-31 Tennessee Tech*

April


5-7 @ Southeast Missouri*
9 @ Auburn
12-14 Belmont*
18-20 @ Eastern Kentucky*
23 Auburn
24 Alabama
26-28 Morehead State*
30 @ Samford

May

4-6 @ UT Martin*
8 Georgia
10-12 SIUE*
14 UAB
16-18 @ Austin Peay*



Jim Case
Head Coach



Nic Gaddis
Senior • C

General Information

Location.....Jacksonville, Ala.
Population.....12,548
Enrollment.....8,514
Nickname.....Gamecocks
Colors.....Red & White
President.....Dr. John M. Beehler
Athletic Director.....Greg Seitz

Facility Information

Home Field.....Jim Case Stadium
Capacity.....1,500
Surface.....Natural Grass

Media Relations

Baseball Contact.....Tony Schmidt
Office Phone.....(256) 782-5377
Email.....aschmidt@jsu.edu

Team Information

2018 Record.....32-25
OVC Record/Finish.....18-12 / t3rd

Coaching Staff

Head Coach.....Jim Case
Alma Mater.....Louisiana Tech, 1983
Career Record.....547-443 (17)
Record at School.....Same
Assistant Coaches
Mike Murphree
Evan Bush

JSUGamecockSports.com



MOREHEAD STATE

2019 Schedule

February

15-17 @ Furman
21-24 Oakland
27 @ Charlotte

March

2-4 New Jersey Tech
5 @ Louisville
8-10 @ Belmont*
12-13 West Virginia
15-17 Eastern Kentucky*
19-20 Alabama State
22-24 @ Southern Illinois
26 @ Kentucky
29-31 @ UT Martin*

April

2 @ Ohio
5-7 SIUE*
9-10 Alabama A&M
12-14 @ Austin Peay*
16 @ Tennessee
18-20 Eastern Illinois*
23 @ Marshall
26-28 @ Jacksonville State*

May

1 @ Marshall
3-5 Murray State*
10-12 @ Tennessee Tech*
14 Dayton
16-18 Southeast Missouri*



Mike McGuire
Head Coach



Jake Hammon
Senior • INF

General Information

Location.....Morehead, Ky.
Population.....6,845
Enrollment.....10,951
Nickname.....Eagles
Colors.....Blue & Gold
President.....Dr. Wayne D. Andrews
Athletic Director.....Brian Hutchinson

Facility Information

Home Field.....Allen Field
Capacity.....1,000
Surface.....Natural Grass

Media Relations

Baseball Contact.....Matt Schabert
Office Phone.....(606) 783-2556
Email.....m.schabert@moreheadstate.edu

Team Information

2018 Record.....37-26
OVC Record/Finish.....18-12 / t3rd

Coaching Staff

Head Coach.....Mike McGuire
Alma Mater.....South Carolina, 1978
Career Record.....188-166 (7th)
Record at School.....Same
Assistant Coach
Adam Brown
Jeff Birkofer
Kane Sweeney

MSUEagles.com

#LETSSOAR





MURRAY STATE

2019 Schedule

February

- 15-17 @ Oral Roberts
- 20 @ Memphis
- 22-24 Miami (Ohio)
- 26 @ Western Kentucky

March


- 1-3 Illinois State
- 5 Southern Illinois
- 8-10 Austin Peay*
- 12 Kentucky State
- 15-17 @ Eastern Illinois*
- 19-20 @ Missouri
- 22-24 Jacksonville State*
- 27 @ Austin Peay

April

- 2 @ Middle Tennessee St.
- 3 Missouri State
- 5-7 @ Tennessee Tech*
- 10 Middle Tennessee St.
- 12-14 Southeast Missouri*
- 16 Evansville
- 18-20 @ Belmont*
- 24 @ Saint Louis
- 26-28 Eastern Kentucky*

May

- 1 @ Southern Illinois
- 3-5 @ Morehead State*
- 7 @ Evansville
- 10-12 UT Martin*
- 16-18 @ SIUE*



Dan Skirka
Head Coach



Alec Whaley
Junior • RHP

General Information

Location.....Murray, Ky.
Population.....17,741
Enrollment.....10,998
Nickname.....Racers
Colors.....Navy & Gold
President.....Dr. Robert O. Davies
Athletic Director.....Allen Ward

Facility Information

Home Field.....Johnny Reagan Field
Capacity.....800
Surface.....Natural Grass
Dimensions.....330 | 375 | 400 | 375 | 330

Media Relations

Baseball Contact.....Adam Grossman
Office Phone.....(270) 809-7044
Email.....agrossman3@murraystate.edu

Team Information

2018 Record.....27-29
OVC Record/Finish.....13-16 / 7th

Coaching Staff

Head Coach.....Dan Skirka
Alma Mater.....Grand Valley State, 2007
Career Record.....1st Season
Record at School.....Same
Assistant Coach
Tanner Gordon
Kent Rollins
Ryan Fucci

GoRacers.com



SIU EDWARDSVILLE

2019 Schedule

February

- 15-17 @ UAB
- 22-24 @ Louisiana-Monroe

March

- 1-3 Illinois-Chicago
- 8-10 @ Tennessee Tech*
- 12 @ Kentucky
- 13 Illinois State
- 15-17 Southeast Missouri*
- 19 @ Southern Illinois
- 22-24 @ Belmont*
- 26 Saint Louis
- 27 @ Evansville
- 29-31 Eastern Kentucky*

April

- 3 @ Bradley
- 5-7 @ Morehead State*
- 9 Missouri
- 12-14 UT Martin*
- 16 Western Illinois
- 19-20 Valparaiso
- 23 @ Western Illinois
- 26-28 @ Austin Peay*
- 30 @ Saint Louis

May

- 3-5 Eastern Illinois*
- 10-12 @ Jacksonville State*
- 14 @ Illinois State
- 16-18 Murray State*



Sean Lyons
Head Coach



Aaron Goecks
Junior • INF/OF

General Information

Location.....Edwardsville, Ill.
Population.....26,600
Enrollment.....14,143
Nickname.....Cougars
Colors.....Red & White
Chancellor.....Dr. Randall Pembroke
Athletic Director.....Dr. Bradley Hewitt

Facility Information

Home Field.....Roy Lee Field
Capacity.....1,000
Surface.....Astro Turf
Dimensions.....330 | 390 | 330

Media Relations

Baseball Contact.....Joe Pott
Office Phone.....(618) 650-2860
Email.....jpott@siue.edu

Team Information

2017 Record.....15-37
OVC Record/Finish.....6-24 / 11th

Coaching Staff

Head Coach.....Sean Lyons
Alma Mater.....Eastern Illinois '99
School Record.....38-66 (3)
Assistant Coaches
Brandon Scott
Tyler Hancock
Tyler Schweigert

SIUECougars.com

#LETSSOAR



TENNESSEE TECH

2019 Schedule

February

- 15-17 Western Illinois
- 20 @ Clemson
- 22-24 @ South Alabama
- 26 @ Middle Tennessee St.

March

- 1-3 Youngstown St.
- 5 @ Alabama A&M
- 8-10 SIUE*
- 12 Valparaiso
- 13 @ Lipscomb
- 15-17 @ Austin Peay*
- 19 @ North Alabama
- 22-24 Eastern Illinois*
- 29-31 @ Jacksonville State*

April

- 5-7 Murray State*
- 9 North Alabama
- 12-14 Central Arkansas
- 16 Alabama A&M
- 18-20 @ Southeast Missouri*
- 23 @ NC State
- 26-28 Belmont*
- 30 @ Vanderbilt

May

- 3-5 @ Eastern Kentucky*
- 7 Middle Tennessee St.
- 10-12 Morehead State*
- 14 @ Tennessee
- 16-18 @ UT Martin*



Justin Holmes
Head Coach



Kevin Strohschein
Senior • OF

General Information

Location.....Cookeville, Tenn.
Population.....31,335
Enrollment.....10,900
Nickname.....Golden Eagles
Colors.....Purple & Gold
President.....Dr. Phil Oldham
Athletic Director.....Mark Wilson

Facility Information

Home Field.....Bush Stadium
Capacity.....1,100
Surface.....Natural Grass
Dimensions.....329 | 365 | 405 | 360 | 330

Media Relations

Baseball Contact.....Mike Lehman
Office Phone.....(931) 372-33088
Email.....mlehman@tnitech.edu

Team Information

2018 Record.....53-12
OVC Record/Finish.....27-3 / 1st

Coaching Staff

Head Coach.....Justin Holmes
Alma Mater.....Georgia, 2005
TTU Record.....First Season
Assistant Coaches
Mitchell Wright
Jimmy Redovian

TTUSports.com



UT MARTIN

2019 Schedule

February

- 15-17 South Dakota State
- 22-24 @ North Alabama
- 26 @ Ole Miss

March

- 1-3 @ Kennesaw State
- 5-6 @ Auburn
- 8-10 @ Southeast Missouri*
- 12 @ Alabama A&M
- 15-17 Belmont*
- 19 Alabama A&M
- 22-24 @ Eastern Kentucky*
- 27 Union
- 29-31 Morehead State*

April

- 3 @ Evansville
- 5-7 @ Samford
- 10 Christian Brothers
- 12-14 @ SIUE*
- 17 @ Union
- 18-20 Austin Peay*
- 24 Evansville
- 26-28 @ Eastern Illinois*
- 30 @ Lipscomb

May

- 3-5 Jacksonville State*
- 10-12 @ Murray State*
- 14 vs Memphis
- 16-18 Tennessee Tech



Ryan Jenkins
Head Coach



Ethan Whitley
Sophomore • INF

General Information

Location.....Martin, Tenn.
Population.....11,473
Enrollment.....6,827
Nickname.....Skyhawks
Colors.....Navy Blue & Orange
Chancellor.....Dr. Keith Carver
Interim Athletic Director.....Kevin McMillan

Facility Information

Home Field.....Skyhawk Field
Capacity.....500
Surface.....Natural Grass
Dimensions.....330 | 365 | 385 | 365 | 330

Media Relations

Baseball Contact.....Jake Rogers
Office Phone.....(731) 881-7694
Email.....jroger48@utm.edu

Team Information

2018 Record.....11-40
OVC Record/Finish.....7-22 / 10th

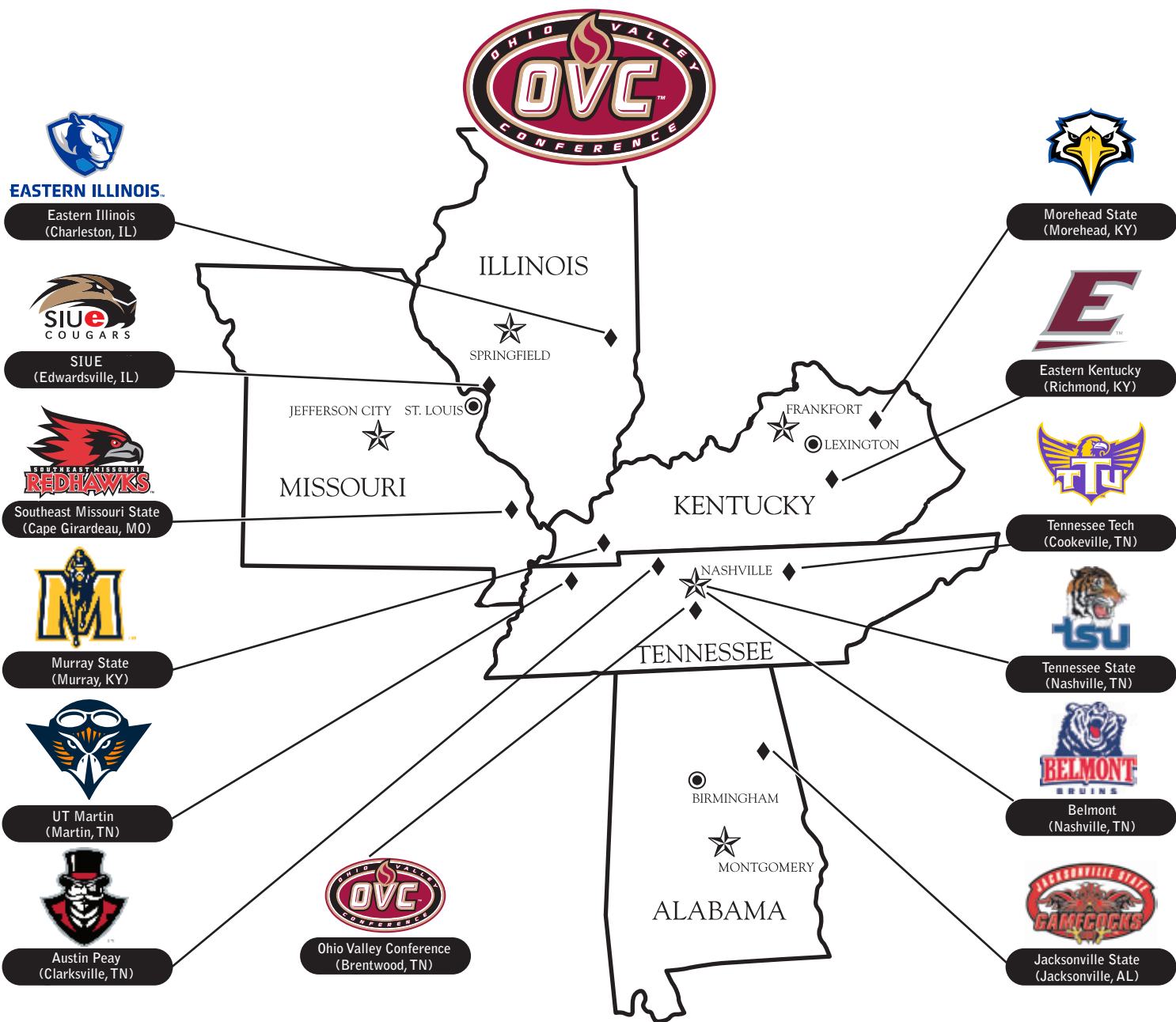
Coaching Staff

Head Coach.....Ryan Jenkins
Alma Mater.....Auburn, 2014
School Record.....11-40 (2)
Assistant Coach
Matt Heath
Hunter Morris

UTMSports.com

#LETSSOAR





#LETSSOAR



44



WOOD & HUSTON BANK
Personal Banking Since 1874

T-TECH
AUTOMOTIVE
PROFESSIONAL CAR CARE SINCE 1987
573-335-1905

3
3
0

**RECORDS
& HISTORY**

SEASON HITTING

Games Played

1. Garrett Gandolfo, 2016	60
2. Branden Boggetto, 2016	59
Trevor Ezell, 2016	59
Dan Holst, 2016	59
Trevor Ezell, 2015	59
Branden Boggetto, 2015	59
Ryan Rippee, 2015	59
Dalton Hewitt, 2015	59
Jason Blum, 2013	59
Kody Campbell, 2012	59
Trenton Moses, 2012	59
Eric Horstman, 2005	59
Frank Montiel, 2005	59

Batting Average

(Minimum 70 At-Bats)

1. Dan Shy, 1989	.489
2. Chris Shadowens, 1986	.441
3. Todd Shylanski, 1991	.439
4. Dan Patterson, 1984	.438
5. Lon Steward, 1986	.433
6. Steve Vaughn, 1965	.429
7. LaMonte Collier, 1997	.426
8. Chris Janet, 1982	.418
9. Brent Wood, 1982	.415
10. Jeremy Johnson, 1999	.412

At-Bats

1. Trevor Ezell, 2015	246
2. Kenton Parmley, 2012	245
3. Trevor Ezell, 2016	242
Branden Boggetto, 2016	242
Branden Boggetto, 2015	242
6. Garrett Gandolfo, 2016	239
7. Michael Adamson, 2010	237
Kenton Parmley, 2010	237
9. Matt Tellor, 2013	235
10. Ryan Rippee, 2015	234

Runs Scored

1. Trevor Ezell, 2016	70
2. Kenton Parmley, 2010	67
3. Trevor Ezell, 2015	66
4. Branden Boggetto, 2016	64
Michael Adamson, 2011	64
6. Michael Adamson, 2010	63
7. Charlie Marino, 1998	62
8. Chris Osborne, 2017	61
Dan Holst, 2016	61
Eric Horstman, 2004	61
Jeremy Johnson, 2000	61

Hits

1. Michael Adamson, 2010	92
2. Derek Gibson, 2014	91
3. Matt Tellor, 2014	90
Kenton Parmley, 2010	90
5. Kenton Parmley, 2012	89
6. Trenton Moses, 2012	87
Kerry Robinson, 1995	87
Trevor Ezell, 2018	87
9. LaMonte Collier, 1997	86
10. Garrett Gandolfo, 2016	85
Jim Klocke, 2010	85

Doubles

1. Kevin Meyer, 2000	25
2. Branden Boggetto, 2015	23
Michael Adamson, 2010	23
4. Frank Montiel, 2004	22
Jim Klocke, 2010	22
6. Garrett Gandolfo, 2016	21
Jason Blum, 2013	21
8. Jim Klocke, 2009	20
Clemente Bonilla, 2001	20
LaMonte Collier, 1997	20
Tristen Gagan, 2018	20

Triples

1. Vern Hatton, 2002	9
2. Steve Vaughn, 1965	8
3. Scott Hopper, 1995	7
4. Trevor Ezell, 2015	6
5. Andy Lennington, 2014	5
Eric Horstman, 2004	5
Jeremy Johnson, 1999	5
Steve Lowe, 1999	5
Kerry Robinson, 1995	5
Steve Bieser, 1989	5
Dan Shy, 1989	5

Home Runs

1. Charlie Marino, 1998	21
2. Dan Patterson, 1985	20
3. Trenton Moses, 2012	19
Jeremy Johnson, 2000	19
5. Brian Hopkins, 2003	18
Steve Williams, 1983	18
7. Louie Haseltine, 2010	17
Darin Kinsolving, 2000	17
Charlie Marino, 2000	17
Kerry Kumer, 1987	17

Runs Batted In

1. Matt Tellor, 2014	71
2. Derek Gibson, 2014	70
3. Justin Dirden, 2018	68
4. Brian Schaefer, 1995	67
5. Jim Klocke, 2010	66
Casey Jones, 2010	66
7. Charlie Marino, 2000	64
Tristen Gagan, 2018	64
9. Tristen Gagan, 2017	62
10. Garrett Gandolfo, 2016	61
Branden Boggetto, 2016	61
Branden Boggetto, 2015	61
Trenton Moses, 2012	61

Walks

1. Clemente Bonilla, 2001	61
2. Dan Holst, 2016	55
3. Clemente Bonilla, 2002	54
4. Trevor Ezell, 2016	53
Clemente Bonilla, 1999	53
6. Dan Holst, 2017	49
7. Garrett Gandolfo, 2016	43
Trenton Moses, 2012	42
Jeremy Johnson, 2000	42
10. Trevor Ezell, 2015	41
Dalton Hewitt, 2015	41
Kody Campbell, 2012	41

Strikeouts

1. Bo Jenkins, 2004	70
2. Ryan Rippee, 2015	60
3. Justin Dirden, 2018	61
4. Cole Bieser, 2012	59
5. Wade Stauss, 2018	58
6. Daniel Schuh, 2006	57
7. Brandon Boggetto, 2013	54
Louie Haseltine, 2010	54
Robert Kern, 1998	54
10. Andy Lennington, 2014	52
Charlie Marino, 2000	52

Hit By Pitch

1. Jason Blum, 2013	23
2. Jason Blum, 2015	18
Jason Blum, 2014	18
Trenton Moses, 2012	18
Peyton Faulkner, 2018	18
6. Jeremy Johnson, 1998	15
Charlie Marino, 1998	15
8. Omar Padilla, 2006	14
Jim Gerwitz, 1997	14
10. Trenton Moses, 2011	13
Daryl Graham, 2007	13
Omar Padilla, 2007	13
Eric Horstman, 2005	13
Vern Hatton, 2001	13

Total Bases

1. Trenton Moses, 2012	162
2. Brian Hopkins, 2003	160
3. Matt Tellor, 2014	153
4. Jeremy Johnson, 2000	151
5. Jim Klocke, 2010	146
6. Vern Hatton, 2002	144
Charlie Marino, 1998	144
8. Kenton Parmley, 2012	143
9. Branden Boggetto, 2015	141
Jeremy Johnson, 1999	141
Justin Dirden, 2018	141

Slugging Percentage

(Minimum 70 At-Bats)

1. Dan Shy, 1989	.965
2. Steve Vaughn, 1965	.943
3. Dan Patterson, 1985	.854
4. Kerry Kumer, 1987	.853
5. Dan Patterson, 1984	.850
6. Chris Shadowens, 1986	.832
7. Steve Williams, 1982	.823
8. Steve Williams, 1983	.814
9. Brian Hopkins, 2003	.792
10. Jeremy Johnson, 2000	.770

On-Base Percentage

(Minimum 70 At-Bats)

1. Clemente Bonilla, 2001	.564
2. Dan Shy, 1989	.549
3. Steve Vaughn, 1965	.545
4. Trenton Moses, 2012	.531
5. Lon Steward, 1985	.519
6. Todd Shylanski, 1991	.516
7. Jeremy Johnson, 2000	.514
8. Dan Holst, 2017	.509
9. Trenton Moses, 2011	.502
10. Darin Kinsolving, 2000	.498

Stolen Bases

1. Doug Muench, 1986	33
2. LaMonte Collier, 1997	24
3. Trevor Ezell, 2016	23
Jason Blum, 2014	23
Lance Craft, 1997	23
6. Dan Holst, 2016	22
7. Kerry Robinson, 1995	20
Rhett Pierce, 1992	20
Tony Gongwer, 1986	20
Mark Amick, 1976	20

CONSECUTIVE STREAKS

Longest Hitting Streak	47 games
Kenton Parmley (2012); 3rd longest in NCAA history	
Reaching Base Safely	79 games
Trenton Moses	

LAST TIME IT HAPPENED

Hit for the Cycle	Chris Osborne
at Austin Peay (4/10/16)	
Played Nine Defensive Positions	Hunter Leeper
vs. Belmont (5/21/16)	

CAREER HITTING

Games Started

1. Kenton Parmley, 2009-12	217
2. Jeremy Johnson, 1997-00	216
3. Jim Klocke, 2007-10	213
Zach Borowiak, 2000-03	213
Clemente Bonilla, 1999-02	213
Jeff Bourbon, 1998-01	213
7. Jason Blum, 2012-15	210
8. Denver Stuckey, 2000-03	205
9. Trenton Moses, 2008-12	204
10. Darin Kinsolving, 1997-00	201

Batting Average

(Minimum 200 At-Bats)

1. Dan Shy, 1988-89	.426
2. Lon Steward, 1985-86	.406
3. Todd Shylanski, 1991-92	.387
4. Dan Patterson, 1984-86	.384
5. Doug Muench, 1985-86	.377
6. LaMonte Collier, 1996-97	.376
7. Michael Adamson, 2010-11	.373
8. Casey Jones, 2010-11	.362
Jim Klocke, 2007-10	.362
10. Eric Horstman, 2004-05	.363

At-Bats

1. Kenton Parmley, 2009-12	882
2. Zach Borowiak, 2000-03	830
3. Jason Blum, 2012-15	806
Andy Lennington, 2012-15	806
5. Jeremy Johnson, 1997-00	800
6. Jim Klocke, 2007-10	782
7. Branden Boggetto, 2013-16	777
8. Jeff Bourbon, 1998-01	754
9. Denver Stuckey, 2000-03	753
10. Trevor Ezell, 2015-18	748

Runs Scored

1. Jeremy Johnson, 1997-00	214
2. Kenton Parmley, 2009-12	206
Jim Klocke, 2007-10	206
4. Trevor Ezell, 2015-18	194
5. Jason Blum, 2012-15	193
6. Denver Stuckey, 2000-03	178
7. Clemente Bonilla, 1999-02	172
8. Trenton Moses, 2008-12	159
9. Branden Boggetto, 2013-16	158
Jeff Bourbon, 1998-01	151
Darin Kinsolving, 1997-00	151

Hits

1. Kenton Parmley, 2008-12	302
2. Jeremy Johnson, 1997-00	287
3. Jim Klocke, 2007-10	283
4. Zach Borowiak, 2000-03	271
5. Trevor Ezell, 2015-18	251
6. Andy Lennington, 2012-15	246
7. Trenton Moses, 2008-12	244
8. Denver Stuckey, 2000-03	237
9. Jason Blum, 2012-15	233
10. Branden Boggetto, 2013-16	229

Doubles

1. Zach Borowiak, 2000-03	68
2. Jeremy Johnson, 1997-00	65
3. Jeff Bourbon, 1998-01	62
4. Branden Boggetto, 2013-16	61
5. Jim Klocke, 2007-10	59
Clemente Bonilla, 1999-02	59
7. Denver Stuckey, 2000-03	56
8. Andy Lennington, 2012-15	55
9. Kenton Parmley, 2009-12	51
10. Jason Blum, 2012-15	50
Trenton Moses, 2008-12	50

Triples

1. Vern Hatton, 2001-02	13
Trevor Ezell, 2015-18	13
3. Jeremy Johnson, 1997-00	11
Scott Hopper, 1994-96	11
Steve Vaughn, 1965-67	11
6. Andy Lennington, 2012-15	10
Jeff Steffens, 1987-90	10
8. Don Metz, 1967-70	9
Nick Harris, 2007-11	9
10. Kerry Robinson, 1993-95	8
Brian Moeglin, 1991-94	8
Chris Janet, 1981-84	8

Home Runs

1. Steve Williams, 1981-84	52
2. Jeremy Johnson, 1997-00	49
Darin Kinsolving, 1997-00	49
4. Dan Patterson, 1984-86	40
5. Charlie Marino, 1998-00	39
6. Trenton Moses, 2008-12	36
7. Jeff Bourbon, 1998-01	34
8. Kenton Parmley, 2008-12	32
Jim Klocke, 2007-10	32
10. Matt Wagner, 2007-09	31
Brian Hopkins, 2001-03	31

Runs Batted In

1. Jim Klocke, 2007-10	190
2. Jeremy Johnson, 1997-00	184
3. Steve Williams, 1981-84	167
4. Branden Boggetto, 2013-16	164
5. Trenton Moses, 2008-12	163
6. Jeff Bourbon, 1998-01	161
7. Darin Kinsolving, 1997-00	157
8. Andy Lennington, 2012-15	155
9. Zach Borowiak, 2000-03	154
10. Matt Wagner, 2007-09	152

Walks

1. Clemente Bonilla, 1999-02	207
2. Jason Blum, 2012-15	123
3. Trevor Ezell, 2015-18	122
4. Jim Klocke, 2007-10	121
5. Jeremy Johnson, 1997-00	117
6. Darin Kinsolving, 1997-00	116
7. Dan Holst, 2016-17	104
8. Trenton Moses, 2008-12	103
9. Trevor Ezell, 2015-present	97
10. Dalton Hewitt, 2012-15	96

Hit By Pitch

1. Jason Blum, 2012-15	68
2. Trenton Moses, 2008-2012	49
3. Omar Padilla, 2006-07	27
Jeremy Johnson, 1997-00	27
5. Daryl Graham, 2006-07	25
Darin Kinsolving, 1997-00	25
Tom Breuer, 1993-96	25
8. Charlie Marino, 1998-00	24
9. Denver Stuckey, 2000-03	23
Vern Hatton, 2001-02	23
Jeff Bourbon, 1998-01	23

Total Bases

1. Jeremy Johnson, 1997-00	521
2. Kenton Parmley, 2009-12	457
3. Jim Klocke, 2007-10	442
4. Zach Borowiak, 2000-03	425
5. Trenton Moses, 2008-12	406
6. Darin Kinsolving, 1997-00	389
7. Jeff Bourbon, 1998-01	387
8. Branden Boggetto, 2013-16	376
9. Trevor Ezell, 2015-18	370
10. Andy Lennington, 2012-15	357

Slugging Percentage

(Minimum 200 At-Bats)

1. Dan Patterson, 1984-86	.815
2. Dan Shy, 1988-89	.760
3. Steve Williams, 1981-84	.745
4. Lon Steward, 1985-86	.721
5. Charlie Marino, 1998-00	.677
6. Todd Shylanski, 1991-92	.675
7. Justin Dirden, 2018	.665
8. Chris Osborne, 2016-17	.651
Jeremy Johnson, 1997-00	.651
10. Louie Haseltine, 2008-11	.631

On-Base Percentage


(Minimum 200 At-Bats)

1. Dan Shy, 1988-89	.505
2. Lon Steward, 1985-86	.498
3. Dan Holst, 2016-17	.492
4. Steve Bieser, 1988-89	.478
5. Clemente Bonilla, 1999-02	.472
6. Jeff Morris, 1983-84	.463
7. Todd Shylanski, 1991-92	.462
8. Dan Patterson, 1984-86	.459
9. Jim Klocke, 2007-10	.458
Russ Deal, 1979-82	.458

Stolen Bases

1. Denver Stuckey, 2000-03	52
2. Jeremy Johnson, 1997-00	50
3. Jason Blum, 2012-15	48
Trevor Ezell, 2015-18	48
5. Kerry Robinson, 1993-95	46
Kenton Parmley, 2009-23	46
7. Doug Muench, 1985-86	44
8. Lance Craft, 1996-97	39
9. Cole Bieser, 2011-14	37
Nick Harris, 2007-11	37

Returnees in **Bold**



Jim Klocke

SINGLE-GAME RECORDS

At-Bats	8, Omar Padilla at Austin Peay (4/22/07)	Walks	5, by Clemente Bonilla at Austin Peay (5/19/00)	Stolen Bases	4, by Lance Craft at Murray State (3/16/97)
Hits	6, 3x, last by Branden Boggetto at UT Martin (3/25/16)	Runs Scored	5, 7x, last by Jason Blum at Austin Peay (4/13/14)	Strikeouts	4, 18x, last by Ryan Rippee vs. Morehead State (3/20/16)
Triples	2, 7x, last by Andy Lennington at Morehead State (3/22/13)	Doubles	3, 12x, last by Ryan Rippee at UT Martin (3/22/16)		
RBI	9, by Dan Shy at Lincoln (4/21/89)	Home Runs	4, by Scott Pruneau at Austin Peay (4/13/14)		

SEASON PITCHING

Earned Run Average

(Minimum 40 Innings Pitched)

1. Mike Payne, 1970	1.30
2. Todd Pennington, 2001	1.33
3. Trae Hastings, 1978	1.38
4. Galen McSpadden, 1973	1.47
5. Galen McSpadden, 1974	1.53
6. Kenny Reinagel, 1984	1.64
7. Jeff Hilz, 2000	1.71
8. Jerry Payne, 1972	1.73
9. Mike Payne, 1972	1.88
10. Steve Hosick, 1977	1.93

Wins

1. Tim Alvarez, 2003	14
2. Brad Purcell, 2002	12
Brandon Smith, 2002	12
Todd Pennington, 2001	12
5. Ryan Spille, 1998	11
Brian Harper, 1988	11
7. Joey Lucchesi, 2016	10
Ryan Spille, 1999	10
Jim Parks, 1989	10
Lee Lummus, 1987	10

Losses

1. Jamie McAlister, 2006	12
2. John Jarvis, 1992	10
3. Casey Johnson, 2005	9
Jamie McAlister, 2005	9
5. Tommy Thomas, 2001	8
Zack Smith, 2012.	8
7. Jamie McAlister, 2005	7
Anthony Maupin, 2004	7
David Michel, 1997	7
Dave Siboda, 1997	7
Kerry McMahon, 1994	7
Dave Gronowski, 1981	7

Saves

1. Brad Smith, 2004	11
2. Logan Mahon, 2011	8
Hal Hempe, 1987	8
4. Bobby Hurst, 2013	7
Jim Klocke, 2009	7
6. Carlos Vega, 2017	6
Brady Wright, 2014	6
8. Justin Murphy, 2016	5
Shae Simmons, 2011	5
Shae Simmons, 2010	5
Mark Frazier, 2002	5
Jeff Hunt, 1976	5
Dan Bergholdt, 2018	5

Games Started

1. Dave Jorn, 1976	19
2. Casey Johnson, 2005	17
Brad Purcell, 2002	17
Jason Swearingen, 1998	17
5. Joey Lucchesi, 2016	16
Robert Beltran, 2016	16
Will Spitzfaden, 2013	16
Derek Herbig, 2005	16
Dan Huesgen, 2000	16
John Jarvis, 1992	16

Appearances

1. Jared Waldhoff, 2017	30
Bobby Hurst, 2013	30
Brad Smith, 2004	30
4. Tony Zerrusen, 2013	29
Casey Johnson, 2005	29
6. Jake Busiek, 2016	28
Skylar Cobb, 2013	28
Jamie McAlister, 2005	28
Jeff Hilz, 2000	28
10. Justin Murphy, 2016	27
Jeff Hilz, 2001	27

Shutouts

1. Trae Hastings, 1976	4
2. Asif Shah, 2007	3
Tim Alvarez, 2003	3
Todd Pennington, 2001	3
Dan Huesgen, 1999	3
6. 12 pitchers tied	2
(Last by Dustin Renfrow in 2007)	

Complete Games

1. Jason Swearingen, 1998	9
Lance Hemmer, 1983	9
3. Ryan Spille, 1999	8
Ryan Spille, 1998	8
Brian Harper, 1988	8
Dan Stroud, 1983	8
Trae Hastings, 1976	8
8. 7 pitchers tied	7
(Last by Anthony Maupin in 2004)	

Innings Pitched

1. Brad Purcell, 2002	117.0
2. Joey Lucchesi, 2016	111.0
3. Jason Swearingen, 1998	110.0
4. Jamie McAlister, 2006	109.1
5. Ryan Spille, 1998	109.0
6. Tim Alvarez, 2003	108.1
7. Ryan Spille, 1999	104.1
8. Anthony Maupin, 2004	103.1
9. Lanson Debrock, 2000	99.1
10. Joey Evans, 2005	98.1

Strikeouts

1. Joey Lucchesi, 2016	149
2. Ryan Spille, 1998	130
3. Todd Pennington, 2001	121
4. Brad Purcell, 2002	102
5. Clay Chandler, 2016	96
6. Brian Harper, 1988	94
7. Joey Lucchesi, 2015	93
8. Alex Winkelman, 2015	92
Tommy Thomas, 2000	92
10. Shae Simmons, 2012	89

Strikeouts (9 innings)

(Minimum 40 Innings Pitched)

1. Galen McSpadden, 1973	12.14
2. Joey Lucchesi, 2016	12.08
3. Hal Hempen, 1987	12.02
4. Jon Nourie, 2003	11.62
5. Jeff Hilz, 2001	11.60
6. Todd Pennington, 2001	11.46
7. Tommy Thomas, 2000	11.39
8. Ralph Hachman, 1965	11.38
9. Jake Busiek, 2016	11.07
10. Brad Smith, 2004	10.93

Walks Allowed

1. Casey Johnson, 2005	59
2. Joe Schulte, 1985	53
3. Alex Winkelman, 2015	51
4. Derek Herbig, 2005	52
Mike Fitch, 2004	52
Shae Simmons, 2012	52
7. Ryan Spille, 1998	50
John Jarvis, 1992	50
9. Joey Lucchesi, 2015	47
10. Asif Shah, 2006	46

Walks (9 innings)

(Minimum 40 Innings Pitched)

1. Jason Swearingen, 1998	1.39
2. Max Mitts, 1994	1.60
3. Troy Pehle, 1995	1.61
4. Will Spitzfaden, 2013	1.86
5. Dan Huesgen, 1999	1.88
6. Justin Murphy, 2017	1.89
Jamie McAlister, 2006	1.89
Jeff Bohnert, 1986	1.89
9. Clay Chandler, 2016	1.94
10. David Michel, 1996	2.06



Shae Simmons



Joey Lucchesi

CAREER PITCHING

Earned Run Average

(Minimum 100 Innings Pitched)

1. Dave Jorn, 1975-76	2.24
2. Trae Hastings, 1975-78	2.30
3. Kenny Reinagel, 1982-84	2.41
4. Jeff Hilz, 2000-01	2.42
5. Joey Lucchesi, 2015-16	2.62
6. Galen McSpadden, 1971-74	2.65
7. Tim Alvarez, 2002-03	2.82
8. Todd Pennington, 1999-01	2.83
9. Tim Smith, 1975-76	2.88
10. Mike Payne, 1969-72	2.90
Carlos Vega, 2017-18	2.90

Wins

1. Lee Lummus, 1986-89	28
2. Jason Swearingen, 1995-98	27
3. Dan Huesgen, 1997-00	22
Trae Hastings, 1975-78	22
5. Ryan Spille, 1998-99	21
Jim Parks, 1987-91	21
Brian Harper, 1986-88	21
8. Tim Alvarez, 2002-03	19
9. David Michel, 1995-97	18
Galen McSpadden, 1971-74	18

Losses

1. Jamie McAlister, 2005-06	20
2. Jason Swearingen, 1995-98	17
3. Lanson Debrock, 1997-00	16
4. David Michel, 1995-97	15
Troy Pehle, 1994-97	15
6. Zack Smith, 2012-13	14
John Jarvis, 1991-92	14
D. Dannenmueller, 1990-93	14
9. Anthony Maupin, 2004-06	13
Dan Huesgen, 1997-00	13
Jim Parks, 1987-91	13
Keith Boeller, 1980-83	13

Saves

1. Brad Smith, 2003-05	13
2. Shae Simmons, 2010-12	10
Hal Hempen, 1986-87	10
4. Bobby Hurst, 2012-13	9
Jim Klocke, 2007-09	8
Logan Mahon, 2010-11	8
7. Matthew Wade, 2015-18	7
Brady Wright, 2014-16	7
Troy Pehle, 1994-97	7
10. Carlos Vega, 2017-18	6
Josh Parham, 2005-07	6
Jeff Hilz, 2000-01	6

Games Started

1. Jason Swearingen, 1995-98	56
2. Derek Herbig, 2004-06	39
David Michel, 1995-97	39
Lee Lummus, 1986-89	39
5. Dan Huesgen, 1997-00	38
6. Alex Winkelman, 2013-15	35
7. Lanson Debrock, 1997-00	34
8. Jim Parks, 1987-91	33
Trae Hastings, 1975-78	33
10. Josh Syberg, 2007-11	32

Appearances

1. Alex Siddle, 2013-16	80
2. Jason Swearingen, 1995-98	76
3. Dan Huesgen, 1997-00	70
4. Lanson Debrock, 1997-00	69
5. Josh Parham, 2005-07	66
Troy Pehle, 1994-97	66
7. Christian Hull, 2011-14	65
Brandon Smith, 1999-02	65
Matthew Wade, 2015-18	65
10. Shae Simmons, 2010-12	63

Shutouts

1. Trae Hastings, 1975-78	5
2. Asif Shah, 2006-07	3
Tim Alvarez, 2002-03	3
Todd Pennington, 1999-01	3
Dan Huesgen, 1997-00	3
Ryan Spille, 1998-99	3
Doug Baker, 1990-91	3
Lance Hemmer, 1982-84	3
Kenny Reinagel, 1982-84	3
Keith Boeller, 1980-83	3

Complete Games

1. Trae Hastings, 1975-78	24
2. Jason Swearingen, 1995-98	21
3. Ryan Spille, 1998-99	16
4. Jim Parks, 1987-91	15
Keith Boeller, 1980-83	15
6. Brian Harper, 1986-88	14
7. Anthony Maupin, 2004-06	13
8. Lee Lummus, 1986-89	12
Lance Hemmer, 1982-84	12
Dan Stroud, 1981-83	12
Galen McSpadden, 1971-74	12

Innings Pitched

1. Jason Swearingen, 1995-98	368.1
2. Dan Huesgen, 1997-00	283.1
3. David Michel, 1995-97	247.0
4. Lee Lummus, 1986-89	246.1
5. Jim Parks, 1987-91	240.0
6. Lanson Debrock, 1997-00	235.1
7. Trae Hastings, 1975-78	234.1
8. Alex Winkelman, 2013-15	229.1
9. Ryan Spille, 1998-99	213.1
10. Brian Harper, 1986-88	207.1

Strikeouts

1. Joey Lucchesi, 2015-16	242
2. Trae Hastings, 1975-78	239
3. Ryan Spille, 1998-99	215
4. Brian Harper, 1986-88	209
5. Alex Winkelman, 2013-15	204
Galen McSpadden, 1971-74	204
7. Dan Huesgen, 1997-00	201
Jason Swearingen, 1995-98	201
9. Jim Parks, 1987-91	196
10. David Michel, 1995-97	183

Strikeouts (9 innings)

(Minimum 100 Innings Pitched)

1. Joey Lucchesi, 2015-16	10.94
2. Carlos Vega, 2017-18	10.81
3. Jeff Hilz, 2000-01	10.78
4. Todd Pennington, 1999-01	10.54
5. Joe Schulte, 1984-85	10.20
6. Tommy Thomas, 2000-01	10.06
7. Shae Simmons, 2010-12	9.98
8. Galen McSpadden, 1971-74	9.32
9. Trae Hastings, 1975-78	9.18
10. Ryan Spille, 1998-99	9.07
Brian Harper, 1986-88	9.07

Walks Allowed (9 innings)

(Minimum 100 Innings Pitched)

1. Max Mitts, 1993-94	1.81
2. Clay Chandler, 2016-17	2.13
Jason Swearingen, 1995-98	2.13
4. Justin Murphy, 2016-17	2.33
5. Jeff Bohnert, 1985-86	2.35
6. Jamie McAlister, 2005-06	2.50
7. Dustin Renfrow, 2007-08	2.60
8. Dan Huesgen, 1997-00	2.64
9. Kyle Guimeny, 2009-10	2.76
Tim Alvarez, 2002-03	2.76

Returnees in **Bold**

SINGLE-GAME RECORDS

Strikeouts	17, 2x, last by Joey Lucchesi vs. Murray State (4/28/16)
Innings Pitched	11, by Tom Reinagel (4/19/71)



#LETSSOAR



Jason Swearingen



MISCELLANEOUS

Postseason History

(Since Joining NCAA Division I)

OVC Tournament

Appearances and Records

(Finish)

1992.....	1-2
1995.....	2-2 (2 nd)
1996.....	1-2
1997.....	3-2 (2 nd)
1998.....	3-0 (1 st)
1999.....	0-2
2000.....	2-2 (2 nd)
2001.....	0-2
2002.....	4-1 (1 st)
2003.....	1-2
2004.....	3-2 (2 nd)
2005.....	0-2
2006.....	2-2
2007.....	1-2
2008.....	3-2 (2 nd)
2009.....	0-2
2010.....	0-2
2011.....	2-2
2012.....	2-2
2013.....	2-2
2014.....	1-2
2015.....	3-2 (2 nd)
2016.....	4-1 (1 st)
2017.....	1-2
2018.....	1-2
Overall Record.....	42-46

Single-Season Wins

1. 2016.....	39
2. 2014.....	37
2002	37
2000	37
5. 2015.....	36
6. 2011.....	34
2001	34
8. 2007.....	32
1998	32
1995	32

Single-Season Winning Percentage

1. 1965800 (16-4)
2. 1973778 (14-4)
3. 1982769 (30-9)
4. 1964750 (15-5)
5. 1983744 (29-10)
6. 1986686 (29-13-1)
7. 2000685 (37-17)
8. 1971682 (15-7)
9. 1975667 (18-9)
10. 1977658 (25-13)

Single-Season Runs

1. 2016.....	474
2. 2015.....	473
3. 2010.....	452
4. 2014.....	408
5. 2000.....	397
6. 1998.....	396
7. 2002.....	393
8. 2017.....	388
9. 2011.....	387
10. 2003.....	381

Single-Season Batting Average

1. 1986354
2. 2010.....	.346
3. 1982324
4. 1985323
5. 1989322
6. 2003.....	.321
1963321
8. 2011.....	.316
9. 1983315
10. 2000.....	.314

Single-Season Earned Run Average

1. 1973	1.82
2. 1972	2.32
1970	2.32
4. 1974	2.37
5. 1965	2.64
6. 1975	2.65
7. 1991	3.16
8. 1976	3.17
9. 1977	3.39
10. 1982	3.44

Single-Season Fielding Percentage

1. 2015.....	.977
2. 2018.....	.971
3. 2014.....	.969
4. 2008.....	.968
5. 2011.....	.986
6. 2017.....	.967
2012.....	.967
8. 2007.....	.965
9. 2016.....	.964
2005964
2001964
2000964



#LETSSOAR

NCAA Tournament Results

1998 Midwest Regional

Wichita, Kan.

5/21 vs. Wichita State - L, 4-7

5/21 vs. Georgia Tech - L, 5-14

2002 Tuscaloosa Regional

Tuscaloosa, Ala.

5/31 vs. Alabama - W, 7-4

6/1 vs. Florida Atlantic - L, 6-12

6/1 vs. Alabama - L, 4-7

2016 Starkville Regional

Starkville, Miss.

6/3 vs. Mississippi State - L, 5-9

6/4 vs. Louisiana Tech - L, 4-9

Consecutive Streaks

Wins

Length Year Details

14	2003	3/12 (vs. St. Louis) - 4/12 (at Eastern Ky.), snapped: 4/12 (at Eastern Ky.)
13	1973	Game 1 (vs. Centenary) - Game 13 (vs. Lincoln), snapped: Game 14 (vs. Lincoln)
11	2016	3/11 (at Eastern Kentucky) - 4/5 (vs. Arkansas State), snapped: 4/4 (at Austin Peay)
11	1985	4/3 (gm. 2 vs. Evansville) - 4/19 (vs. Northeastern Ill.), snapped: 4/20 (at SIU-E)
11	1977	Game 12 (vs. Mo.-Rolla) - Game 22 (vs. Mo. State), snapped: Game 23 (vs. Truman St.)
10	1976	Game 2 (vs. Memphis) - Game 11 (vs. Tenn.-Martin), snapped: Game 12 (vs. Tenn.-Martin)

Losses

Length Year Details

10	2012	3/14 (vs. UALR) - 3/30 (at Eastern Illinois), snapped 3/31 (at Eastern Illinois)
8	1992	2/19 (at Ark. State) - 3/8 (at Columbus College), snapped: 3/8 (at Columbus College)
7	2006	3/11 (vs. South Dakota St.) - 3/26 (at UT Martin), snapped: 3/29 (vs. Missouri)
7	1981	4/8 (at Southern Ill.) - 4/18 (vs. Mo.-St. Louis), snapped: 4/21 (vs. Maryville)
7	1969	Game 4 (vs. Wisc. State) - Game 10 (vs. Mo.-Rolla), snapped: Game 11 (vs. Mo.-Rolla)
6	4x	last 2008 4/9 (vs. Arkansas State) - 4/19 (Samford, Gm. 1), snapped: 4/19 (Samford, Gm. 2)

Shutout Wins


3, 3 times; Last: 4/1/06 (vs. Murray St.) - 4/2/06 (vs. Murray St.)

COACHING HISTORY



Ed Williams

1959; 1 season
4-5-1 (.450)



Joe Uhls

1960-1984; 25 seasons
373-257-5 (.591)



Palmer Muench

1985-1994; 10 seasons
235-206-3 (.533)



Mark Hogan

1995-2012; 18 seasons
526-456-1 (.536)



Steve Bieser

2013-2016; 4 seasons
138-97 (.587)

Andy Sawyers

2017-Present
56-56 (.500)

Year	Coach	Won	Lost	Tied	Pct.	Year	Coach	Won	Lost	Tied	Pct.	Year	Coach	Won	Lost	Tied	Pct.
1959	Williams	4	5	1	.450	1980	Uhls	22	17	1	.562	2001	Hogan	34	20	0	.630
1960	Uhls	4	6	0	.400	1981	Uhls	15	21	1	.419	2002	Hogan	37	20	0	.649
1961	Uhls	6	8	1	.433	1982	Uhls	30	9	0	.769	2003	Hogan	31	20	0	.608
1962	Uhls	5	12	1	.306	1983	Uhls	29	10	0	.744	2004	Hogan	29	28	0	.509
1963	Uhls	11	9	0	.550	1984	Uhls	17	12	0	.586	2005	Hogan	24	32	0	.429
1964	Uhls	15	5	0	.750	1985	Muench	28	15	1	.648	2006	Hogan	23	33	0	.411
1965	Uhls	16	4	0	.800	1986	Muench	29	13	1	.686	2007	Hogan	32	24	0	.571
1966	Uhls	11	8	0	.579	1987	Muench	28	20	0	.583	2008	Hogan	26	26	0	.500
1967	Uhls	13	10	0	.565	1988	Muench	19	23	0	.452	2009	Hogan	26	25	0	.510
1968	Uhls	9	11	0	.450	1989	Muench	27	17	0	.614	2010	Hogan	30	25	0	.545
1969	Uhls	6	12	1	.342	1990	Muench	21	19	1	.524	2011	Hogan	34	22	0	.607
1970	Uhls	9	11	0	.450	1991	Muench	25	18	0	.581	2012	Hogan	23	36	0	.390
1971	Uhls	15	7	0	.682	1992	Muench	22	27	0	.449	2013	Bieser	26	33	0	.441
1972	Uhls	11	10	0	.524	1993	Muench	13	27	0	.325	2014	Bieser	37	20	0	.649
1973	Uhls	14	4	0	.778	1994	Muench	23	27	0	.460	2015	Bieser	36	23	0	.610
1974	Uhls	17	13	0	.567	1995	Hogan	32	21	0	.604	2016	Bieser	39	21	0	.650
1975	Uhls	18	9	0	.667	1996	Hogan	25	23	1	.520	2017	Sawyers	29	26	0	.527
1976	Uhls	28	15	0	.651	1997	Hogan	24	33	0	.421	2018	Sawyers	27	30	0	.474
1977	Uhls	25	13	0	.658	1998	Hogan	32	24	0	.571						
1978	Uhls	14	11	0	.560	1999	Hogan	27	27	0	.500						
1979	Uhls	13	10	0	.565	2000	Hogan	37	17	0	.685						

MARK HOGAN

Mark Hogan, the all-time winningest coach in Southeast Missouri State University baseball history, announced his retirement after 18 seasons on July 30, 2012. Hogan compiled a 526-456-1 (.536) record with one Ohio Valley Conference regular-season title (2002), two OVC Tournament crowns (1998, 2002) and the program's only two NCAA Tournament appearances (1998, 2002). Hogan achieved many milestones throughout his illustrious 31-year career which culminated with an overall record of 911-713-3 between the NCAA Division I, NCAA Division II and NJCAA Division I ranks. Most recently, Hogan picked up his 900th career win when the Redhawks beat Arkansas State on Apr. 17, 2012. Prior to that, Hogan notched his 500th victory at Southeast when the Redhawks defeated Eastern Illinois on May 20, 2011. In 2007, Hogan surpassed the legendary Joe Uhls for the most wins in school history.

- 526 victories at Southeast (1995-2012)
- 248 OVC victories
- 18 OVC Tournament Appearances
- 15 Major League Draft picks
- 80 All-OVC selections
- 5 OVC Pitcher of the Year Selections
- 4 OVC Player of the Year Selections
- 4 OVC Rookie of the Year Selections

- 2 OVC Tournament Championships
- 2 NCAA Regional Appearances
- 1 OVC Regular-Season Title
- 911 Career victories in 31 years as a head coach
- 1,627 games coached, including 983 at Southeast Missouri



ANNUAL

Hitting

Batting Average

1959	.333 - Black
1960	.351 - Probst, Ron
1961	.367 - Plassmeyer, Kenneth
1962	.282 - Wadlington, Gary
1963	.400 - Newcomb, Keith
1964	.406 - Wadlington, Gary
1965	.429 - Vaughn, Steve
1966	.274 - Steimle, Doug
1967	.333 - Metz, Don
1968	.318 - Vaughn, Steve
1969	.299 - Metz, Don
1970	.351 - Metz, Don
1971	.343 - Wallace, Ron
1972	.377 - Auer, Ron
1973	.319 - Wengert, Gary
1974	.382 - Amick, Mark
1975	.333 - Dambach, Grant
1976	.348 - Amick, Mark
1977	.328 - Samples, Mike
1978	.370 - Basta, Ed
1979	.361 - Schatzley, Bill
1980	.344 - Dohogne, Rick
1981	.355 - Deal, Russ
1982	.418 - Janet, Chris
1983	.378 - Daily, Rick
1984	.438 - Patterson, Dan
1985	.376 - Steward, Lon
1986	.441 - Shadowens, Chris
1987	.397 - Stucker, Gary
1988	.350 - Steffens, Jeff
1989	.489 - Shy, Dan
1990	.361 - Thomas, Scott
1991	.439 - Shylanski, Todd
1992	.362 - Pierce, Rhett
1993	.350 - Pruneau, Scott
1994	.329 - Crosnoe, Rex
1995	.385 - Robinson, Kerry
1996	.358 - Curran, Rusty
1997	.426 - Collier, Lamonte
1998	.351 - Yount, Kyle
1999	.412 - Johnson, Jeremy
2000	.408 - Johnson, Jeremy
2001	.382 - Bonilla Jr., Clemente
2002	.369 - Hatton, Vern
2003	.401 - Hopkins, Brian
2004	.368 - Horstman, Eric
2005	.352 - Horstman, Eric
2006	.337 - Padilla, Omar
2007	.325 - Padilla, Omar
2008	.357 - Klocke, Jim
2009	.394 - Klocke, Jim
2010	.398 - Jones, Casey
2011	.395 - Moses, Trenton
2012	.408 - Moses, Trenton

2013	.345 - Hewitt, Dalton
2014	.403 - Gibson, Derek
2015	.333 - Lennington, Andy
2016	.367 - Osborne, Chris
2017	.376 - Wright, Danny
2018	.377 - Ezell, Trevor

Slugging Percentage

1965	.943 - Vaughn, Steve
1966	.467 - Steimle, Doug
1967	.513 - Metz, Don
1968	.500 - Metz, Don
1969	.486 - Metz, Don
1970	.581 - Metz, Don
1971	.610 - Auer, Ron
1972	.705 - Auer, Ron
1973	.429 - Amick, Mark
1974	.490 - Amick, Mark
1975	.473 - Dambach, Grant
1976	.553 - Wieser, Dan
1977	.675 - Wieser, Dan
1978	.646 - Murphy, Dan
1979	.514 - Dohogne, Rick
1980	.600 - Williams, Joe
1981	.709 - Deal, Russ
1982	.823 - Williams, Steve
1983	.814 - Williams, Steve
1984	.850 - Patterson, Dan
1985	.854 - Patterson, Dan
1986	.832 - Shadowens, Chris
1987	.853 - Kumer, Kerry
1988	.516 - DeFere, Dean
1989	.965 - Shy, Dan
1990	.585 - Edwards, Tim
1991	.764 - Shylanski, Todd
1992	.581 - Shylanski, Todd
1993	.490 - Pruneau, Scott
1994	.515 - Crosnoe, Rex
1995	.636 - Schaefer, Brian
1996	.573 - Clark, Shawn
1997	.663 - Collier, Lamonte
1998	.727 - Marino, Charlie
1999	.727 - Johnson, Jeremy
2000	.770 - Johnson, Jeremy
2001	.645 - Bonilla Jr., Clemente
2002	.649 - Hatton, Vern
2003	.792 - Hopkins, Brian
2004	.568 - Montiel, Frankie
2005	.481 - Lawson, Brent
2006	.515 - Payne, Jordan
2007	.514 - Padilla, Omar
2008	.582 - Harris, Nick
2009	.667 - Haseltine, Louie
2010	.635 - Klocke, Jim
2011	.672 - Moses, Trenton
2012	.761 - Moses, Trenton

2013	.496 - Blum, Jason
2014	.657 - Teller, Matt
2015	.583 - Boggetto, Branden
2016	.741 - Osborne, Chris
2017	.601 - Holst, Dan
2018	.665 - Dirden, Justin

On Base Percentage

1959	.333 - Black
1960	.351 - Probst, Ron
1961	.367 - Plassmeyer, Kenneth
1962	.282 - Wadlington, Gary
1963	.400 - Newcomb, Keith
1964	.406 - Wadlington, Gary
1965	.545 - Vaughn, Steve
1966	.274 - Steimle, Doug
1967	.333 - Metz, Don
1968	.316 - Metz, Don
1969	.299 - Metz, Don
1970	.448 - Metz, Don
1971	.437 - Drury, Mark
1972	.513 - Auer, Ron
1973	.250 - Amick, Mark
1974	.447 - Amick, Mark
1975	.415 - Dambach, Grant
1976	.443 - Amick, Mark
1977	.445 - Wieser, Dan
1978	.474 - Basta, Ed
1979	.440 - Dohogne, Rick
1980	.442 - Thompson, Jay
1981	.467 - Deal, Russ
1982	.496 - Wood, Brent
1983	.490 - Morris, Jeff
1984	.495 - Patterson, Dan
1985	.519 - Steward, Lon
1986	.488 - Shadowens, Chris
1987	.462 - Sandheinric, Kelly
1988	.453 - Bieser, Steve
1989	.549 - Shy, Dan
1990	.434 - Thomas, Scott
1991	.516 - Shylanski, Todd
1992	.456 - Pierce, Rhett
1993	.426 - Crosnoe, Rex
1994	.413 - Crosnoe, Rex
1995	.475 - Crosnoe, Rex
1996	.427 - Curran, Rusty
1997	.496 - Collier, Lamonte
1998	.444 - Marino, Charlie
1999	.463 - Johnson, Jeremy
2000	.514 - Johnson, Jeremy
2001	.564 - Bonilla Jr., Clemente
2002	.494 - Bonilla Jr., Clemente
2003	.465 - Hopkins, Brian
2004	.443 - Horstman, Eric
2005	.433 - Horstman, Eric
2006	.424 - Rave, Aaron

2007	.443 - Klocke, Jim
2008	.469 - Klocke, Jim
2009	.484 - Klocke, Jim
2010	.449 - Campbell, Kody
2011	.502 - Moses, Trenton
2012	.531 - Moses, Trenton
2013	.453 - Blum, Jason
2014	.445 - Teller, Matt
2015	.442 - Blum, Jason
2016	.475 - Holst, Dan
2017	.509 - Holst, Dan
2018	.442 - Ezell, Trevor

At-Bats

1959	39 - Jorgenson
1960	42 - Plassmeyer, Ken
1961	62 - Turk, Jim
1962	71 - Wadlington, Gary
1963	77 - Wadlington, Gary
1964	65 - Turk, Jim
1965	71 - Wadlington, Gary
1966	63 - Kesterson, Al
1967	80 - Vaughn, Steve
1968	76 - Metz, Don
1969	67 - Metz, Don
1970	74 - Metz, Don
1971	77 - Auer, Ron
1972	68 - Drury, Mark
1973	56 - Dambach, Mike
1974	102 - Amick, Mark
1975	93 - Dambach, Grant
1976	147 - Dambach, Grant
1977	131 - Samples, Mike
1978	82 - Murphy, Dan
1979	70 - Dohogne, Rick
1980	133 - Miller, Blake
1981	117 - Williams, Steve
1982	134 - Janet, Chris
1983	129 - Williams, Steve
	129 - Janet, Chris
1984	102 - Morris, Jeff
1985	139 - Muench, Doug
1986	152 - Gongwer, Tony
1987	126 - Giegling, Jim
	126 - Stucker, Gary
1988	157 - Steffens, Jeff
1989	141 - Shy, Dan
1990	143 - Steffens, Jeff
1991	162 - Pruneau, Scott
1992	166 - Layton, Aaron
1993	143 - Pruneau, Scott
1994	177 - Robinson, Kerry
1995	226 - Robinson, Kerry
1996	179 - Curran, Rusty
1997	205 - Johnson, Jeremy
1998	228 - Yount, Kyle

LEADERS

1999 203 - Yount, Kyle
 2000 211 - Meyer, Kevin
 2001 211 - Borowiak, Zach
 2002 229 - Stuckey, Denver
 2003 216 - Stuckey, Denver
 2004 229 - Bracamonte, Ernie
 2005 227 - Horstman, Eric
 2006 199 - Graham, Darryl
 2007 228 - Harris, Nick
 2008 225 - Cummings, Tyrell
 2009 202 - Cummings, Tyrell
 2010 237 - Parmley, Kenton
 237 - Adamson, Michael
 2011 227 - Parmley, Kenton
 2012 245 - Parmley, Kenton
 2013 235 - Teller, Matt
 2014 233 - Teller, Matt
 2015 246 - Ezell, Trevor
 2016 242 - Ezell, Trevor
 242 - Boggetto, Branden
 2017 229 - Osborne, Chris
 2018 231 - Ezell, Trevor
 231 - Gagan, Tristen

Runs Scored

1959 8 - O'Connor, Gerald
 8 - Jorgenson
 8 - Plassmeyer, Ken
 1965 26 - Vaughn, Steve
 1966 11 - Vaughn, Steve
 11 - Brune, Greg
 11 - Kesterson, Al
 1967 20 - Reid, Bill
 1968 15 - Metz, Don
 1969 14 - Roll, Lee
 1970 17 - Metz, Don
 1971 16 - Auer, Ron
 1972 18 - Auer, Ron
 1973 11 - Landgraf, Jeff
 1974 22 - Amick, Mark
 1975 23 - Dambach, Grant
 1976 39 - Wieser, Dan
 1977 35 - Wieser, Dan
 1978 25 - Basta, Ed
 1979 17 - Samples, Mike
 1980 26 - Dohogne, Rick
 1981 33 - Deal, Russ
 1982 47 - Williams, Steve
 1983 50 - Morris, Jeff
 1984 32 - Morris, Jeff
 1985 44 - Simmons, Mark
 1986 55 - Gongwer, Tony
 1987 29 - Kumer, Kerry
 29 - Schreck, Chris
 1988 25 - McConnell, Britt
 1989 51 - Bieser, Steve

1990 31 - Thomas, Scott
 1991 38 - Kress, Steve
 1992 41 - Pierce, Rhett
 1993 29 - Pruneau, Scott
 1994 31 - Crosnoe, Rex
 1995 57 - Robinson, Kerry
 1996 43 - Collier, Lamonte
 43 - Curran, Rusty
 1997 57 - Johnson, Jeremy
 1998 62 - Marino, Charlie
 1999 50 - Johnson, Jeremy
 2000 61 - Johnson, Jeremy
 2001 49 - Bonilla Jr., Clemente
 2002 58 - Hatton, Vern
 2003 58 - Hopkins, Brian
 2004 61 - Horstman, Eric
 2005 51 - Horstman, Eric
 2006 43 - Graham, Darryl
 2007 54 - Padilla, Omar
 2008 53 - Klocke, Jim
 2009 56 - Klocke, Jim
 2010 67 - Parmley, Kenton
 2011 64 - Adamson, Michael
 2012 58 - Parmley, Kenton
 2013 53 - Blum, Jason
 2014 60 - Blum, Jason
 60 - Teller, Matt
 2015 66 - Ezell, Trevor
 2016 70 - Ezell, Trevor
 2017 61 - Osborne, Chris
 2018 52 - Ezell, Trevor

Hits

1959 16 - Plassmeyer, Ken
 1960 13 - Probst, Ron
 1961 22 - Plassmeyer, Ken
 1962 20 - Wadlington, Gary
 1963 25 - Wadlington, Gary
 1964 19 - Turk, Jim
 1965 30 - Vaughn, Steve
 1966 17 - Steimle, Doug
 1967 26 - Metz, Don
 1968 24 - Metz, Don
 1969 20 - Metz, Don
 1970 26 - Metz, Don
 1971 24 - Drury, Mark
 24 - Auer, Ron
 1972 27 - Drury, Mark
 1973 16 - Paskus, John
 1974 39 - Amick, Mark
 1975 31 - Dambach, Grant
 1976 47 - Amick, Mark
 47 - Wieser, Dan
 1977 43 - Samples, Mike
 1978 30 - Basta, Ed
 1979 23 - Dohogne, Rick

1980 45 - Dohogne, Rick
 1981 41 - Williams, Steve
 1982 56 - Janet, Chris
 1983 45 - Daily, Rick
 45 - Williams, Steve
 1984 35 - Patterson, Dan
 35 - Janet, Chris
 1985 50 - Muench, Doug
 1986 63 - Shadowens, Chris
 1987 50 - Stucker, Gary
 1988 55 - Steffens, Jeff
 1989 69 - Shy, Dan
 1990 47 - Steffens, Jeff
 1991 69 - Shylanski, Todd
 1992 59 - Pierce, Rhett
 1993 50 - Pruneau, Scott
 1994 57 - Rives
 1995 87 - Robinson, Kerry
 1996 64 - Curran, Rusty
 1997 86 - Collier, Lamonte
 1998 80 - Yount, Kyle
 1999 80 - Johnson, Jeremy
 2000 80 - Johnson, Jeremy
 2001 66 - Borowiak, Zach
 2002 82 - Hatton, Vern
 2003 81 - Hopkins, Brian
 2004 84 - Horstman, Eric
 2005 80 - Horstman, Eric
 2006 62 - Padilla, Omar
 2007 69 - Padilla, Omar
 2008 74 - Cummings, Tyrell
 2009 78 - Cummings, Tyrell
 2010 92 - Adamson, Michael
 2011 82 - Adamson, Michael
 2012 89 - Parmley, Kenton
 2013 73 - Teller, Matt
 73 - Blum, Jason
 2014 91 - Gibson, Derek
 2015 77 - Ezell, Trevor
 77 - Boggetto, Branden
 2016 85 - Gandolfo, Garrett
 2017 81 - Osborne, Chris
 2018 87 - Ezell, Trevor

Runs Batted In

1965 20 - Wadlington, Gary
 1966 15 - Steimle, Doug
 1967 24 - Vaughn, Steve
 1968 15 - Vaughn, Steve
 1969 14 - Kuehler, Dan
 1970 21 - Drury, Mark
 1971 19 - Yount, Steve
 1972 14 - Drury, Mark
 1973 12 - Dambach, Mike
 1974 20 - McClarty, Pat
 1975 15 - Dambach, Grant

15 - Wieser, Dan
 1976 37 - Wieser, Dan
 1977 30 - Wieser, Dan
 1978 21 - Criscione, Bill
 21 - Murphy, Dan
 1979 14 - Schatzley, Bill
 1980 28 - Dohogne, Rick
 1981 34 - Williams, Steve
 1982 51 - Williams, Steve
 1983 53 - Williams, Steve
 1984 31 - Patterson, Dan
 1985 45 - Patterson, Dan
 1986 57 - Shadowens, Chris
 1987 36 - Kumer, Kerry
 1988 27 - DeFere, Dean
 1989 50 - Shy, Dan
 1990 26 - Edwards, Tim
 26 - Steffens, Jeff
 1991 50 - Shylanski, Todd
 1992 42 - Shylanski, Todd
 1993 32 - Crosnoe, Rex
 1994 34 - Rives
 1995 67 - Schaefer, Brian
 1996 46 - Clark, Shawn
 1997 43 - Collier, Lamonte
 1998 51 - Marino, Charlie
 1999 45 - Johnson, Jeremy
 2000 64 - Marino, Charlie
 2001 55 - Bourbon, Jeff
 2002 58 - Hatton, Vern
 2003 59 - Hopkins, Brian
 59 - Borowiak, Zach
 2004 51 - Bracamonte, Ernie
 2005 43 - Montiel, Frankie
 2006 28 - Olson, Levi
 2007 50 - Shah, Asif
 2008 58 - Cummings, Tyrell
 2009 55 - Cummings, Tyrell
 2010 66 - Jones, Casey
 66 - Klocke, Jim
 2011 53 - Moses, Trenton
 2012 61 - Moses, Trenton
 2013 46 - Teller, Matt
 2014 71 - Teller, Matt
 2015 61 - Boggetto, Branden
 2016 61 - Gandolfo, Garrett
 61 - Boggetto, Branden
 2017 62 - Gagan, Tristen
2018 68 - Dirden, Justin

Doubles

1965 11 - Vaughn, Steve
 1966 3 - Steimle, Doug
 1967 6 - Vaughn, Steve
 1968 4 - Leonard, Jim
 1969 4 - Metz, Don



ANNUAL

1970 6 - Drury, Mark
 1971 8 - Wallace, Ron
 1972 3 - Wahl, Fred
 3 - Auer, Ron
 1973 3 - Paskus, John
 1974 6 - Amick, Mark
 1975 5 - Morgan, Bruce
 5 - Dambach, Grant
 1976 10 - Amick, Mark
 1977 9 - Kuehn, Ralph
 1978 7 - Chastain, Rick
 1979 7 - Dohogne, Rick
 1980 9 - Thompson, Jay
 1981 8 - Rosburg, Paul
 1982 11 - Wood, Brent
 1983 11 - Daily, Rick
 1984 10 - Morris, Jeff
 1985 10 - Steward, Lon
 1986 15 - Radetick, Joe
 1987 9 - Giegling, Jim
 1988 11 - McConnell, Britt
 1989 10 - Bieser, Steve
 1990 12 - Siebert, Scott
 1991 18 - Shylanski, Todd
 1992 14 - Shylanski, Todd
 1993 13 - Pruneau, Scott
 1994 15 - Crosnoe, Rex
 15 - Schaefer, Brian
 1995 18 - Crosnoe, Rex
 1996 13 - Breuer, Tom
 13 - Collier, Lamonte
 1997 20 - Collier, Lamonte
 1998 19 - Johnson, Jeremy
 1999 19 - Bourbon, Jeff
 2000 25 - Meyer, Kevin
 2001 20 - Bonilla Jr., Clemente
 2002 19 - Bonilla Jr., Clemente
 2003 19 - Hopkins, Brian
 19 - Borowiak, Zach
 2004 22 - Montiel, Frankie
 2005 16 - Lawson, Brent
 2006 17 - Olson, Levi
 2007 12 - Harris, Nick
 12 - Padilla, Omar
 2008 16 - Cummings, Tyrell
 2009 20 - Klocke, Jim
 2010 23 - Adamson, Michael
 2011 19 - Jones, Casey
 2012 16 - Moses, Trenton
 2013 21 - Blum, Jason
 2014 18 - Tellor, Matt
 18 - Lennington, Andy
 2015 23 - Boggetto, Branden
 2016 21 - Gandolfo, Garrett
 2017 18 - Osborne, Chris
 2018 20 - Gagan, Tristen

Triples

1965 8 - Vaughn, Steve
 1966 1 - Vaughn, Steve
 1 - Kesterson, Al
 1 - Glastetter, Jim
 1967 4 - Metz, Don
 1968 2 - Vaughn, Steve
 1969 2 - Kuehler, Dan
 1970 3 - Metz, Don
 1971 4 - Auer, Ron
 1972 1 - Drury, Mark
 1 - Auer, Ron
 1973 1 - Kitchen, Terry
 1 - Amick, Mark
 1 - Wengert, Gary
 1 - Paskus, John
 1974 3 - Wahl, Fred
 1975 2 - Amick, Mark
 2 - Korando, Tony
 1976 2 - Wieser, Dan
 2 - Amick, Mark
 1977 1 - Chastain, Rick
 1 - Criscione, Bill
 1 - Wieser, Dan
 1 - Kuehn, Ralph
 1978 2 - Schmidt, Lynn
 1979 1 - Schatzley, Bill
 1 - Williams, Joe
 1980 1 - Thompson, Jay
 1 - Roberts, Mike
 1 - Dohogne, Rick
 1 - Schwartz, Dan
 1 - Williams, Joe
 1 - Osburn, Ted
 1 - Wadlington, Scott
 1981 1 - Deal, Russ
 1 - Apprill, Greg
 1 - Rosburg, Paul
 1 - Morgan, Scott
 1 - Janet, Chris
 1 - Reinagel, Jeff
 1982 4 - Janet, Chris
 1983 3 - Janet, Chris
 1984 1 - Ivie, Mike
 1 - Potts, Randy
 1 - Heuvelman, Arnie
 1985 3 - Heuvelman, Arnie
 1986 4 - Gongwer, Tony
 1987 3 - Miller, Brad
 3 - Schreck, Chris
 1988 3 - Crosnoe, Cory
 1989 5 - Shy, Dan
 5 - Bieser, Steve
 1990 4 - Steffens, Jeff
 1991 3 - Layton, Aaron

3 - Shylanski, Todd
 1992 3 - Hollrah, Scott
 3 - Moeglin, Brian
 1993 4 - Moeglin, Brian
 1994 3 - Hopper, Scott
 3 - Robinson, Kerry
 1995 7 - Hopper, Scott
 1996 3 - Goodman, Steve
 1997 3 - Yount, Kyle
 1998 3 - Kinsolving, Darin
 3 - Johnson, Jeremy
 1999 5 - Johnson, Jeremy
 5 - Lowe, Steve
 2000 2 - Meyer, Kevin
 2 - Bonilla Jr., Clemente
 2001 4 - Hatton, Vern
 2002 9 - Hatton, Vern
 2003 3 - Christian, Justin
 3 - Hopkins, Brian
 3 - Stuckey, Denver
 2004 5 - Horstman, Eric
 2005 2 - Horstman, Eric
 2006 2 - Pritchett, Dustin
 2007 4 - Harris, Nick
 2008 4 - Harris, Nick
 2009 2 - Cummings, Tyrell
 2 - Spencer, Tony
 2010 3 - Adamson, Michael
 2011 3 - Slattey, Blake
 2012 3 - Gibson, Derek
 2013 4 - Lennington, Andy
 2014 5 - Lennington, Andy
 2015 6 - Ezell, Trevor
 2016 4 - Boggetto, Branden
 2017 4 - Osborne, Chris
 2018 4 - Ezell, Trevor

Home Runs

1965 5 - Hearne, Gary
 1966 3 - Steimle, Doug
 1967 4 - Steimle, Doug
 1968 4 - Vaughn, Steve
 1969 2 - Wallace, Ron
 1970 3 - Drury, Mark
 3 - Yount, Steve
 1971 6 - Yount, Steve
 1972 5 - Auer, Ron
 1973 2 - Kelam, Ron
 2 - Landgraf, Jeff
 2 - Paskus, John
 1974 1 - Holdinghaus, Dave
 1 - Kitchen, Terry
 1 - Amick, Mark
 1 - Howe, Mike
 1 - Dambach, Mike
 1 - McClarty, Pat

1975 3 - Amick, Mark
 3 - Wieser, Dan
 1976 6 - Wieser, Dan
 1977 11 - Wieser, Dan
 1978 8 - Murphy, Dan
 1979 5 - Schatzley, Bill
 1980 5 - Gross, David
 5 - Williams, Joe
 5 - Osburn, Ted
 5 - Wadlington, Scott
 5 - Dohogne, Rick
 1981 10 - Deal, Russ
 1982 16 - Williams, Steve
 1983 18 - Williams, Steve
 1984 9 - Patterson, Dan
 9 - Williams, Steve
 1985 20 - Patterson, Dan
 1986 14 - Shadowens, Chris
 1987 17 - Kumer, Kerry
 1988 10 - DeFere, Dean
 1989 16 - Shy, Dan
 1990 6 - Edwards, Tim
 1991 9 - Shylanski, Todd
 1992 8 - Pruneau, Scott
 1993 3 - Rives
 3 - Breuer, Tom
 1994 8 - Rives
 1995 12 - Schaefer, Brian
 1996 12 - Clark, Shawn
 1997 8 - Collier, Lamonte
 1998 21 - Marino, Charlie
 1999 14 - Kinsolving, Darin
 2000 19 - Johnson, Jeremy
 2001 7 - Hatton, Vern
 2002 10 - McDonald, Tristen
 2003 18 - Hopkins, Brian
 2004 8 - Lopez, Freddy
 8 - Bracamonte, Ernie
 2005 5 - Lawson, Brent
 5 - Payne, Jordan
 5 - Lopez, Freddy
 2006 7 - Payne, Jordan
 2007 8 - Harris, Nick
 8 - Padilla, Omar
 2008 12 - Cummings, Tyrell
 2009 13 - Wheeler, Justin
 13 - Wagner, Matt
 2010 17 - Haseltine, Louie
 2011 11 - Moses, Trenton
 2012 19 - Moses, Trenton
 2013 8 - Tellor, Matt
 2014 15 - Tellor, Matt
 2015 13 - Boggetto, Branden
 2016 15 - Osborne, Chris
 2017 13 - Gagan, Tristen
 2018 16 - Dirden, Justin

LEADERS

Total Bases

1959	16 - Plassmeyer, Ken
1960	13 - Probst, Ron
1961	22 - Plassmeyer, Ken
1962	20 - Wadlington, Gary
1963	25 - Wadlington, Gary
1964	19 - Turk, Jim
1965	66 - Vaughn, Steve
1966	29 - Steimle, Doug
1967	41 - Vaughn, Steve
1968	40 - Vaughn, Steve
1969	29 - Metz, Don
1970	43 - Metz, Don
1971	47 - Auer, Ron
1972	43 - Auer, Ron
1973	27 - Paskus, John
1974	50 - Amick, Mark
1975	44 - Dambach, Grant
1976	78 - Wieser, Dan
1977	79 - Wieser, Dan
1978	53 - Murphy, Dan
1979	45 - Schatzley, Bill
1980	69 - Dohogne, Rick
1981	78 - Deal, Russ
1982	107 - Williams, Steve
1983	105 - Williams, Steve
1984	68 - Patterson, Dan
1985	117 - Patterson, Dan
1986	119 - Shadowens, Chris
1987	93 - Kumer, Kerry
1988	74 - Steffens, Jeff
1989	136 - Shy, Dan
1990	66 - Steffens, Jeff
1991	120 - Shylanski, Todd
1992	86 - Shylanski, Todd
1993	70 - Pruneau, Scott
1994	90 - Rives
1995	126 - Schaefer, Brian
1996	86 - Collier, Lamonte
1997	134 - Collier, Lamonte
1998	144 - Marino, Charlie
1999	141 - Johnson, Jeremy
2000	151 - Johnson, Jeremy
2001	98 - Bonilla Jr., Clemente
2002	144 - Hatton, Vern
2003	160 - Hopkins, Brian
2004	119 - Horstman, Eric
2005	99 - Horstman, Eric
2006	90 - Padilla, Omar
2007	109 - Padilla, Omar
2008	126 - Cummings, Tyrell
2009	123 - Cummings, Tyrell
	123 - Klocke, Jim
2010	146 - Klocke, Jim
2011	119 - Moses, Trenton

2012	162 - Moses, Trenton
2013	114 - Teller, Matt
2014	153 - Teller, Matt
2015	141 - Boggetto, Branden
2016	139 - Gandolfo, Garrett
2017	134 - Osborne, Chris
2018	141 - Dirden, Justin

Walks

1965	16 - Hearne, Gary
1969	12 - Roll, Lee
1970	17 - Wallace, Ron
1971	14 - Drury, Mark
1972	13 - Auer, Ron
1973	10 - Yount, Steve
	10 - Landgraf, Jeff
1974	24 - Dambach, Mike
1975	16 - Korando, Tony
	16 - Wahl, Fred
1976	28 - Morgan, Bruce
1977	29 - Wieser, Dan
1978	16 - Basta, Ed
1979	14 - Miller, Blake
1980	19 - Thompson, Jay
1981	24 - Williams, Steve
1982	37 - Deal, Russ
1983	37 - Morris, Jeff
1984	19 - Williams, Steve
1985	33 - Steward, Lon
	33 - Hoffman, Craig
1986	32 - Gongwer, Tony
1987	24 - Miller, Brad
	24 - Kumer, Kerry
1988	20 - Shy, Dan
1989	39 - Bieser, Steve
1990	17 - Horace, Scott
1991	24 - Shylanski, Todd
1992	25 - Kress, Steve
1993	26 - Crosnoe, Rex
1994	23 - Crosnoe, Rex
1995	36 - Crosnoe, Rex
1996	30 - Craft, Lance
1997	32 - Johnson, Jeremy
1998	27 - Kinsolving, Darin
1999	53 - Bonilla Jr., Clemente
2000	42 - Johnson, Jeremy
2001	61 - Bonilla Jr., Clemente
2002	54 - Bonilla Jr., Clemente
2003	30 - Gilbert, Gary
2004	26 - Horstman, Eric
2005	26 - Payne, Jordan
2006	36 - Rave, Aaron
	36 - Graham, Darryl
2007	34 - Klocke, Jim
2008	35 - Klocke, Jim
2009	29 - Klocke, Jim

2010	23 - Klocke, Jim
	23 - Adamson, Michael
2011	32 - Adamson, Michael
2012	42 - Moses, Trenton
2013	30 - Blum, Jason
2014	38 - Blum, Jason
2015	41 - Ezell, Trevor
	41 - Hewitt, Dalton
2016	55 - Holst, Dan
2017	49 - Holst, Dan
2018	30 - Dirden, Justin

Hit By Pitch

1965	5 - Vaughn, Steve
1969	1 - Metz, Don
	1 - Hotfelder, John
	1 - Wallace, Ron
1970	2 - Williams, Ray
1971	12 - King, Jim
1972	4 - Auer, Ron
1973	2 - Yount, Steve
	2 - Holdinghaus, Dave
	2 - Kelam, Ron
1974	1 - Dambach, Grant
	1 - Kitchen, Terry
	1 - Wengert, Gary
	1 - Amick, Mark
1975	2 - Kuehn, Ralph
1976	4 - Kuehn, Ralph
1977	2 - Eisenbach, Rick
	2 - Criscione, Bill
	2 - Dambach, Grant
1978	2 - Eisenbach, Rick
	2 - Basta, Larry
1979	2 - Miller, Blake
	2 - Deal, Russ
	2 - Dohogne, Rick
1980	2 - Williams, Joe
	2 - Dohogne, Rick
	2 - Gross, David
1981	5 - Deal, Russ
1982	2 - Reinagel, Jeff
	2 - Wood, Brent
1983	3 - Janet, Chris
1984	2 - Morris, Jeff
	2 - Smith, Darrick
1985	5 - Smith, Darrick
1986	4 - Steward, Lon
	4 - Patterson, Dan
1987	4 - Stucker, Gary
1988	5 - Bieser, Steve
1989	5 - Diel, Bill
	5 - Bieser, Steve
1990	2 - Horace, Scott
	2 - Pruneau, Scott
	2 - Heuring, Darrell

1991	3 - Pruneau, Scott
1992	5 - Pierce, Rhett
1993	3 - Robinson, Kerry
1994	4 - Breuer, Tom
	4 - Rives
1995	11 - Breuer, Tom
1996	10 - Breuer, Tom
1997	14 - Gerwitz, Jim
1998	15 - Johnson, Jeremy
	15 - Marino, Charlie
1999	10 - Kinsolving, Darin
2000	9 - Marino, Charlie
2001	13 - Hatton, Vern
2002	10 - Hatton, Vern
2003	9 - Borowiak, Zach
2004	12 - Noll, Brady
2005	13 - Horstman, Eric
2006	14 - Padilla, Omar
2007	13 - Padilla, Omar
	13 - Graham, Darryl
2008	10 - Spencer, Tony
	10 - Moses, Trenton
2009	10 - Wheeler, Justin
2010	10 - Burgess, Ky
2011	13 - Moses, Trenton
2012	18 - Moses, Trenton
2013	23 - Blum, Jason
2014	18 - Blum, Jason
2015	18 - Blum, Jason
2016	11 - Osborne, Chris
2017	12 - Lees, Brian
2018	18 - Faulkner, Peyton

Stolen Bases

1968	1 - James, Rolland
	1 - Hotfelder, John
1969	3 - Roll, Lee
1970	3 - Williams, Ray
	3 - Metz, Don
1971	2 - Auer, Ron
1972	1 - Wahl, Fred
	1 - Kelam, Ron
1973	4 - Dambach, Mike
1974	9 - Amick, Mark
1975	4 - Amick, Mark
1976	20 - Amick, Mark
1977	5 - Chastain, Rick
1978	7 - Murphy, Dan
1979	5 - Williams, Joe
1980	8 - Miller, Blake
	8 - Fritsche, Tom
1981	6 - Deal, Russ
1982	8 - Deal, Russ
1983	4 - Morris, Jeff
	4 - Daily, Rick
1984	5 - Janet, Chris



ANNUAL

1985	11 - Muench, Doug
1986	33 - Muench, Doug
1987	4 - DeFere, Dean
1988	11 - Bieser, Steve
1989	15 - Bieser, Steve
1990	17 - Steffens, Jeff
1991	16 - Thomas, Scott
1992	20 - Pierce, Rhett
1993	11 - Robinson, Kerry
1994	15 - Robinson, Kerry
1995	20 - Robinson, Kerry
1996	16 - Craft, Lance
1997	24 - Collier, Lamonte
1998	16 - Marino, Charlie
	16 - Johnson, Jeremy
1999	14 - Meyer, Kevin
2000	18 - Marino, Charlie
2001	8 - Stuckey, Denver
	8 - Bonilla Jr., Clemente
2002	18 - Stuckey, Denver
2003	18 - Christian, Justin
2004	13 - Horstman, Eric
2005	13 - Horstman, Eric
2006	9 - Padilla, Omar
	9 - Gibson, Chris
2007	10 - Harris, Nick
	10 - Padilla, Omar
2008	15 - Spencer, Tony
2009	18 - Spencer, Tony
2010	13 - Slattey, Blake
2011	16 - Adamson, Michael
2012	13 - Parmley, Kenton
2013	15 - Bieser, Cole
2014	23 - Blum, Jason
2015	11 - Blum, Jason
	11 - Ezell, Trevor
2016	23 - Ezell, Trevor
2017	13 - Holst, Dan
2018	11 - Ezell, Trevor

Pitching

Earned Run Average

1967	3.96 - Hachman, Ralph
1969	3.49 - Long, Darrell
1970	1.30 - Payne, Mike
1971	2.20 - King, Jim
1972	1.73 - Payne, Jerry
1973	1.47 - McSpadden, Galen
1974	1.53 - McSpadden, Galen
1975	2.77 - Smith, Tim
1976	2.32 - Hastings, Trae
1977	1.93 - Hosick, Steve
1978	1.38 - Hastings, Trae
1979	3.19 - Fritsche, Tom
1980	3.26 - Boeller, Keith
1981	4.78 - Gronowski, Dave

1982	3.38 - Boeller, Keith
1983	2.61 - Hemmer, Lance
1984	1.64 - Reinagel, Kenny
1985	2.52 - Guthrie, Brian
1986	3.68 - Lummus, Lee
1987	3.34 - Brewer, Kirby
1988	2.76 - Harper, Brian
1989	2.34 - Parks, Jim
1990	3.20 - Baker, Doug
1991	2.07 - Parks, Jim
1992	4.35 - Dannenmueller, Dan
1993	3.50 - Dannenmueller, Dan
1994	3.54 - Rothweil, Larry
1995	3.38 - Pehle, Troy
1996	4.23 - Swearingen, Jason
1997	4.80 - Michel, David
1998	2.72 - Spille, Ryan
1999	3.39 - Huesgen, Dan
2000	1.71 - Hilz, Jeffrey
2001	1.33 - Pennington, Todd
2002	2.95 - Alvarez, Tim
2003	2.74 - Alvarez, Tim
2004	2.48 - Smith, Brad
2005	3.66 - Evans, Joey
2006	4.02 - Parham, Josh
2007	2.46 - Renfrow, Dustin
2008	4.36 - Rhodes, Lance
2009	4.89 - Leigh, James
2010	4.11 - Underwood, Josh
2011	2.54 - Mahon, Logan
2012	4.50 - Simmons, Shea
2013	5.43 - Smith, Zack
2014	3.23 - Hayes, Travis
2015	3.17 - Lucchesi, Joey
2016	2.19 - Lucchesi, Joey
2017	4.55 - Murphy, Justin
2018	2.45 - Vega, Carlos

Innings Pitched

1960	26.0 - Hagedorn, Bob
1961	36.0 - Holland, Dennis
1962	58.0 - Malchow, Bruce
1963	54.1 - Meier, Dale
1964	81.0 - Meier, Dale
1965	40.1 - Hachman, Ralph
1967	50.0 - Hachman, Ralph
1969	38.2 - Long, Darrell
1970	41.2 - Payne, Mike
1971	61.1 - King, Jim
1972	43.0 - Payne, Mike
1973	43.0 - McSpadden, Galen
1974	64.2 - McSpadden, Galen
1975	52.0 - Smith, Tim
1976	78.0 - Jorn, Dave
1977	69.0 - Hastings, Trae
1978	45.2 - Hastings, Trae

1979	38.0 - D'Amico, Paul
1980	49.2 - Boeller, Keith
1981	49.0 - Gronowski, Dave
1982	51.2 - Eftink, Mick
1983	72.1 - Hemmer, Lance
1984	48.0 - Schulte, Joe
1985	69.1 - Schulte, Joe
1986	66.2 - Bohnert, Jeff
1987	80.0 - Harper, Brian
1988	98.0 - Harper, Brian
1989	80.2 - Parks, Jim
1990	57.0 - Marschel, Larry
1991	82.2 - Parks, Jim
1992	76.2 - Jarvis, John
1993	61.2 - Dannenmueller, Dan
1994	73.1 - Mitts
1995	96.1 - Michel, David
1996	83.0 - Swearingen, Jason
1997	83.0 - Swearingen, Jason
1998	110.0 - Swearingen, Jason
1999	104.1 - Spille, Ryan
2000	99.1 - Debrock, Lanson
2001	95.0 - Pennington, Todd
2002	117.0 - Purcell, Brad
2003	108.1 - Alvarez, Tim
2004	103.1 - Maupin, Anthony
2005	98.1 - Evans, Joey
2006	98.1 - McAlister, Jamie
2007	95.0 - Renfrow, Dustin
2008	85.1 - Renfrow, Dustin
2009	84.2 - Leigh, James
2010	75.1 - Gumieny, Kyle
2011	82.2 - Underwood, Jordan
2012	82.0 - Simmons, Shea
2013	96.2 - Spitzfaden, Will
2014	86.1 - Hayes, Travis
2015	98.0 - Winkelman, Alex
2016	111.0 - Lucchesi, Joey
2017	95.0 - Murphy, Justin
2018	73.1 - Vega, Carlos

Strikeouts

1965	51 - Hachman, Ralph
1967	42 - Hachman, Ralph
1969	37 - Long, Darrell
1970	37 - Long, Darrell
1971	48 - McSpadden, Galen
1972	43 - Payne, Mike
1973	58 - McSpadden, Galen
1974	65 - McSpadden, Galen
1975	43 - Hastings, Trae
1976	64 - Hastings, Trae
1977	80 - Hastings, Trae
1978	52 - Hastings, Trae
1979	32 - D'Amico, Paul
1980	42 - Boeller, Keith

1981	47 - Gronowski, Dave
1982	48 - Eftink, Mick
1983	65 - Hemmer, Lance
1984	52 - Schulte, Joe
1985	81 - Schulte, Joe
1986	48 - Sandheinric, Kelly
1987	86 - Harper, Brian
1988	94 - Harper, Brian
1989	57 - Parks, Jim
1990	53 - Edwards, Jim
1991	87 - Parks, Jim
1992	61 - Dannenmueller, Dan
1993	54 - Dannenmueller, Dan
1994	51 - Rothweil, Larry
1995	82 - Michel, David
1996	70 - Siboda, Dave
1997	69 - Siboda, Dave
1998	130 - Spille, Ryan
1999	85 - Spille, Ryan
2000	92 - Thomas, Tommy
2001	121 - Pennington, Todd
2002	102 - Purcell, Brad
2003	79 - Alvarez, Tim
2004	77 - Herbig, Derek
2005	77 - Evans, Joey
2006	72 - McAlister, Jamie
2007	72 - Shah, Asif
2008	78 - Renfrow, Dustin
2009	87 - Leigh, James
2010	57 - Mahon, Logan
2011	56 - Underwood, Jordan
2012	89 - Simmons, Shea
2013	50 - Winkelman, Alex
2014	62 - Winkelman, Alex
2015	93 - Lucchesi, Joey
2016	149 - Lucchesi, Joey
2017	64 - Chandler, Clay
2018	85 - Vega, Carlos

Wins

1960	1 - Anderson, Jack
	1 - Thorgmorton, Dick
	1 - Peterson, Jack
	1 - Hagedorn, Bob
1961	2 - Mahan, Bill
1962	3 - Malchow, Bruce
1963	3 - Meier, Dale
	3 - Holdner, John
1964	9 - Meier, Dale
1965	4 - Meystedt, Kermit
1967	4 - Hachman, Ralph
1968	6 - Hachman, Ralph
1969	2 - Schwent, Gary
1970	3 - Payne, Mike
1971	7 - King, Jim
1972	5 - Payne, Mike

LEADERS

1973 5 - McSpadden, Galen
 1974 5 - McSpadden, Galen
 1975 4 - Smith, Tim
 1976 8 - Hastings, Trae
 1977 6 - Hastings, Trae
 1978 6 - Hastings, Trae
 1979 4 - Montgomery, Jim
 1980 4 - Baker, Randy
 4 - Boeller, Keith
 4 - Bernard, Lacey
 1981 4 - Eftink, Mick
 1982 6 - Stroud, Dan
 1983 9 - Stroud, Dan
 1984 4 - Reinagel, Kenny
 4 - Maloney, Scott
 1985 7 - Schulte, Joe
 7 - Maloney, Scott
 1986 8 - Bohnert, Jeff
 1987 10 - Lummus, Lee
 1988 11 - Harper, Brian
 1989 10 - Parks, Jim
 1990 7 - Marschel, Larry
 1991 7 - Jarvis, John
 7 - Parks, Jim
 1992 6 - Wieter, Alan
 1993 4 - Dannenmueller, Dan
 1994 6 - Phillips
 1995 9 - Pehle, Troy
 1996 7 - Swearingen, Jason
 1997 6 - Michel, David
 1998 11 - Spille, Ryan
 1999 10 - Spille, Ryan
 2000 9 - Debrock, Lanson
 2001 12 - Pennington, Todd
 2002 12 - Smith, Brandon
 12 - Purcell, Brad
 2003 14 - Alvarez, Tim
 2004 8 - Maupin, Anthony
 2005 8 - Evans, Joey
 2006 6 - Maupin, Anthony
 2007 7 - Shah, Asif
 2008 6 - Renfrow, Dustin
 2009 7 - Leigh, James
 2010 8 - Gumieny, Kyle
 2011 9 - LaBruyere, Brad
 2012 7 - Simmons, Shea
 2013 5 - Spitzfaden, Will
 2014 8 - Hayes, Travis
 2015 8 - Hayes, Travis
 2016 10 - Lucchesi, Joey
 2017 8 - Chandler, Clay
 2018 8 - Vega, Carlos

Saves

1976 5 - Hunt, Jeff
 1978 2 - D'Amico, Paul

1979 2 - Eftink, Mick
 1980 1 - Eftink, Mick
 1981 2 - Boeller, Keith
 1982 2 - Reinagel, Kenny
 1983 2 - Maloney, Scott
 1984 1 - Schulte, Joe
 1985 1 - Bohnert, Jeff
 1986 2 - Hempen, Hal
 1987 8 - Hempen, Hal
 1988 1 - Parks, Jim
 1 - Elfrink, Brad
 1989 1 - Parks, Jim
 1 - Tabata, Osamu
 1 - Edwards, Jim
 1990 1 - Greaser, Brian
 1991 3 - Wieter, Alan
 1992 3 - Dannenmueller, Dan
 1993 2 - Lochmann
 1994 2 - Phillips
 1995 4 - Pehle, Troy
 1996 3 - Pehle, Troy
 1997 3 - Haines, Talley
 1998 1 - Swearingen, Jason
 1 - Spille, Ryan
 1999 1 - Debrock, Lanson
 1 - Bogenpohl, Chad
 2000 4 - Hilz, Jeffrey
 2001 2 - Hilz, Jeffrey
 2002 5 - Frazier, Mark
 2003 3 - Beever, James
 2004 11 - Smith, Brad
 2005 2 - McAlister, Jamie
 2 - Smith, Brad
 2 - Forsyth, Ryan
 2006 2 - Parham, Josh
 2 - Riley, Phillip
 2 - McAlister, Jamie
 2007 3 - Nails, Ivan
 3 - Parham, Josh
 2008 3 - Kemper, Jake
 2009 7 - Klocke, Jim
 2010 5 - Simmons, Shae
 2011 8 - Mahon, Logan
 2012 4 - Hull, Christian
 2013 7 - Hurst, Bobby
 2014 6 - Wright, Brady
 2015 4 - Wade, Matthew
 2016 5 - Murphy, Justin
 2017 6 - Vega, Carlos
 2018 5 - Bergholdt, Dan

Appearances

1960 5 - Hagedorn, Bob
 5 - Anderson, Jack
 1961 8 - Holland, Dennis
 1962 8 - Malchow, Bruce

1963 8 - Meier, Dale
 1965 9 - Meystedt, Kermit
 9 - Hachman, Ralph
 1968 7 - Ulmer, Pete
 1969 7 - Long, Darrell
 7 - Williams, Greg
 1970 9 - Halter, Tim
 9 - Payne, Mike
 1971 9 - King, Jim
 9 - Payne, Mike
 1972 11 - McSpadden, Galen
 1973 8 - McSpadden, Galen
 1974 13 - McSpadden, Galen
 1975 8 - Jorn, Dave
 8 - Smith, Tim
 1976 12 - Doerr, Mark
 12 - Hunt, Jeff
 1977 10 - Hosick, Steve
 10 - Hastings, Trae
 10 - Hunt, Jeff
 1978 11 - D'Amico, Paul
 1979 8 - Eftink, Mick
 8 - D'Amico, Paul
 1980 10 - Eftink, Mick
 10 - Boeller, Keith
 1981 15 - Boeller, Keith
 1982 10 - Stroud, Dan
 10 - Eftink, Mick
 1983 12 - Stroud, Dan
 1984 10 - Schulte, Joe
 1985 13 - Schulte, Joe
 1986 14 - Grim, Jon
 1987 22 - Hempen, Hal
 1988 16 - Harper, Brian
 1989 16 - Elfrink, Brad
 1990 14 - Marschel, Larry
 1991 17 - Wieter, Alan
 1992 23 - Dannenmueller, Dan
 1993 19 - Lochmann,
 1994 22 - Phillips
 1995 22 - Pehle, Troy
 1996 17 - Siboda, Dave
 1997 23 - Michel, David
 1998 23 - Swearingen, Jason
 23 - Spille, Ryan
 1999 20 - Spille, Ryan
 2000 28 - Hilz, Jeffrey
 2001 27 - Hilz, Jeffrey
 2002 26 - Frazier, Mark
 2003 23 - Beever, James
 2004 30 - Smith, Brad
 2005 29 - Johnson, Andrew
 2006 25 - Parham, Josh
 2007 22 - Nails, Ivan
 22 - Parham, Josh
 2008 22 - Rhodes, Lance

2009 23 - Poole, Ryan
 2010 25 - Simmons, Shae
 2011 23 - Simmons, Shae
 2012 21 - Lynn, Dylan
 2013 30 - Hurst, Bobby
 2014 24 - Wright, Brady
 24 - Hull, Christian
 2015 23 - Siddle, Alex
 2016 28 - Busiek, Jake
 2017 30 - Waldhoff, Jared
 2018 25 - Stretch, Aaron

Games Started

1973 6 - McSpadden, Galen
 1974 8 - McSpadden, Galen
 1975 8 - Smith, Tim
 1976 19 - Jorn, Dave
 1977 9 - Hastings, Trae
 9 - Hosick, Steve
 1978 7 - Hastings, Trae
 1979 7 - D'Amico, Paul
 1980 7 - Boeller, Keith
 7 - Baker, Randy
 1981 8 - Gronowski, Dave
 1982 8 - Eftink, Mick
 1983 11 - Stroud, Dan
 1984 6 - Reinagel, Kenny
 6 - Maloney, Scott
 1985 11 - Schulte, Joe
 1986 12 - Bohnert, Jeff
 1987 12 - Lummus, Lee
 12 - Harper, Brian
 1988 13 - Harper, Brian
 1989 12 - Lummus, Lee
 1990 9 - Baker, Doug
 1991 11 - Parks, Jim
 1992 16 - Jarvis, John
 1993 10 - Tripp, Shawn
 1994 9 - Mitts
 9 - Rothweil, Larry
 1995 15 - Rothweil, Larry
 1996 13 - Swearingen, Jason
 13 - Michel, David
 1997 13 - Michel, David
 13 - Siboda, Dave
 1998 17 - Swearingen, Jason
 1999 15 - Spille, Ryan
 2000 16 - Huesgen, Dan
 2001 15 - Pennington, Todd
 2002 17 - Purcell, Brad
 2003 13 - Alvarez, Tim
 2004 15 - Fitch, Mike
 2005 17 - Johnson, Andrew
 2006 14 - Maupin, Anthony
 2007 15 - Syberg, Josh
 2008 13 - Renfrow, Dustin



ANNUAL

13 - Leigh, James
2009 12 - Leigh, James
12 - Gumieny, Kyle
2010 15 - Underwood, Jordan
2011 15 - Underwood, Jordan
2012 15 - Simmons, Shea
2013 16 - Spitzfaden, Will
2014 14 - Iago, Tyler
2015 15 - Winkelman, Alex
15 - Hayes, Travis
2016 16 - Lucchesi, Joey
16 - Beltran, Robert
2017 15 - Chandler, Clay
15 - Murphy, Justin
2018 14 - Spalt, Logan

Complete Games

1973 6 - McSpadden, Galen
1974 6 - McSpadden, Galen
1975 5 - Hastings, Trae
1976 8 - Hastings, Trae
1977 7 - Hosick, Steve
7 - Hastings, Trae
1978 4 - Hastings, Trae
1979 3 - Fritsche, Tom
1980 4 - Baker, Randy
4 - Boeller, Keith
1981 2 - Bernard, Lacey
2 - Gronowski, Dave
2 - Boeller, Keith
1982 5 - Boeller, Keith
5 - Eftink, Mick
1983 9 - Hemmer, Lance
1984 6 - Reinagel, Kenny
1985 7 - Guthrie, Brian
7 - Schulte, Joe
1986 4 - Bohnert, Jeff
1987 6 - Brewer, Kirby
6 - Harper, Brian
1988 8 - Harper, Brian
1989 7 - Parks, Jim
1990 6 - Baker, Doug
1991 4 - Parks, Jim
1992 3 - Jarvis, John
3 - Wieter, Alan
1993 3 - Dannenmueller, Dan
1994 4 - Mitts
4 - Rothweil, Larry
1995 3 - Swearingen, Jason
3 - Rothweil, Larry
3 - Michel, David
1996 5 - Swearingen, Jason
1997 5 - Michel, David
1998 9 - Swearingen, Jason
1999 8 - Spille, Ryan
2000 5 - Debrock, Lanson

2001 5 - Pennington, Todd
2002 3 - Purcell, Brad
2003 6 - Alvarez, Tim
2004 7 - Maupin, Anthony
2005 5 - Evans, Joey
2006 6 - Maupin, Anthony
2007 6 - Shah, Asif
2008 5 - Renfrow, Dustin
2009 1 - Leigh, James
2010 1 - Gumieny, Kyle
2011 2 - Dicus, Jon
2012 1 - Lynn, Dylan
2013 2 - Smith, Zack
2 - Spitzfaden, Will
2014 2 - Hayes, Travis
2015 1 - Winkelman, Alex
1 - Hayes, Travis
2016 2 - Lucchesi, Joey
2017 1 - Murphy, Justin
2018 None

Shutouts

1974 2 - Raley, Mike
1975 1 - Shelton, Steve
1976 4 - Hastings, Trae
1977 1 - Buechting, Don
1 - Hammers, Jim
1 - Hastings, Trae
1 - Hosick, Steve
1979 1 - Fritsche, Tom
1980 2 - Bernard, Lacey
1981 1 - Gronowski, Dave
1 - Boeller, Keith
1982 1 - Stroud, Dan
1 - Richards, Kent
1 - Reinagel, Kenny
1 - Hemmer, Lance
1983 2 - Hemmer, Lance
1984 2 - Maloney, Scott
2 - Reinagel, Kenny
1985 1 - Schulte, Joe
1 - Guthrie, Brian
1986 2 - Bohnert, Jeff
1987 1 - Parks, Jim
1 - Harper, Brian
1988 1 - Harper, Brian
1989 1 - Lummus, Lee
1990 2 - Baker, Doug
1991 1 - Parks, Jim
1 - Baker, Doug
1992 2 - Wieter, Alan
1993 2 - Dannenmueller, Dan
1994 1 - Mitts
1 - Rothweil, Larry
1 - Phillips
1 - McMahon

1995 1 - Borders, Chad
1996 1 - Michel, David
1997 1 - Siboda, Dave
1 - Swearingen, Jason
1998 2 - Spille, Ryan
1999 3 - Huesgen, Dan
2000 2 - Debrock, Lanson
2001 3 - Pennington, Todd
2002 1 - Smith, Brandon
2003 3 - Alvarez, Tim
2005 1 - Evans, Joey
2006 1 - Maupin, Anthony
2007 3 - Shah, Asif
2014 1 - Hayes, Travis
2015 1 - Winkelman, Alex
2016 1 - Lucchesi, Joey
1 - Chandler, Clay
2017 1 - Murphy, Justin
1 - Chandler, Clay
1 - Haggerty, Josh
1 - Burris, Joey
2018 1 - Spalt, Logan
1 - Bergtholdt, Dan
1 - Losman, Ryan
1 - Bock, Nathan
1 - Pyles, Wesley
1 - Hagerty, Chase
1 - Holyfield, Ashton

Batters Faced

1978 180 - Hastings, Trae
1979 176 - D'Amico, Paul
1980 214 - Boeller, Keith
1981 223 - Gronowski, Dave
1982 214 - Eftink, Mick
1983 307 - Hemmer, Lance
1984 214 - Schulte, Joe
1985 330 - Schulte, Joe
1986 296 - Bohnert, Jeff
1987 359 - Harper, Brian
1988 415 - Harper, Brian
1989 355 - Parks, Jim
1990 259 - Marschel, Larry
1991 320 - Parks, Jim
1992 373 - Jarvis, John
1994 316 - Mitts
1995 430 - Michel, David
1996 369 - Swearingen, Jason
1997 381 - Michel, David
1998 486 - Swearingen, Jason
2000 417 - Debrock, Lanson
2001 378 - Pennington, Todd
2002 486 - Purcell, Brad
2003 448 - Alvarez, Tim
2004 471 - Maupin, Anthony
2005 460 - Johnson, Andrew

2006 432 - McAlister, Jamie
2007 394 - Renfrow, Dustin
2008 364 - Renfrow, Dustin
2009 384 - Leigh, James
2010 339 - Underwood, Jordan
2011 332 - Dicus, Jon
2012 320 - Shae Simmons
2013 377 - Spitzfaden, Will
2014 311 - Iago, Tyler
2015 364 - Hayes, Travis
2016 411 - Lucchesi, Joey
2017 377 - Murphy, Justin
2018 281 - Vick, Christian

Fielding

Chances

1973 5 - Wengert, Gary
1974 14 - Dambach, Grant
1975 12 - Wieser, Dan
1976 17 - Wieser, Dan
1977 14 - Wieser, Dan
1978 11 - Eisenbach, Rick
1979 174 - Samples, Mike
1980 247 - Thompson, Jay
1981 237 - Deal, Russ
1982 282 - Rosburg, Paul
1983 279 - Daily, Rick
1984 180 - Patterson, Dan
1985 307 - Patterson, Dan
1986 302 - Patterson, Dan
1987 277 - Schmidt, Steve
1988 250 - Zoellner, Rich
1989 298 - Horace, Scott
1990 298 - Horace, Scott
1991 292 - Shylanski, Todd
1992 383 - Pruneau, Scott
1993 253 - Crosnoe, Rex
1994 449 - Blum, Kris
1995 423 - Crosnoe, Rex
1996 264 - Breuer, Tom
1997 305 - Collier, Lamonte
1998 360 - Bourbon, Jeff
1999 333 - Kinsolving, Darin
2000 397 - Bourbon, Jeff
2001 463 - Bourbon, Jeff
2002 423 - McDonald, Tristen
2003 403 - Gilbert, Gary
2004 408 - Noll, Brady
2005 324 - Payne, Jordan
2006 411 - Rave, Aaron
2007 423 - Wagner, Matt
2008 425 - Wagner, Matt
2009 444 - Wagner, Matt
2010 330 - Klocke, Jim
2011 274 - Jones, Casey
2012 407 - Campbell, Kody

LEADERS

2013 531 - Tellor, Matt
 2014 489 - Tellor, Matt
 2015 513 - Rippee, Ryan
 2016 496 - Lees, Brian
 2017 495 - Gagan, Tristen
 2018 276 - Gagan, Tristen

Putouts

1979 163 - Samples, Mike
 1980 229 - Thompson, Jay
 1981 194 - Deal, Russ
 1982 271 - Rosburg, Paul
 1983 257 - Daily, Rick
 1984 165 - Patterson, Dan
 1985 290 - Patterson, Dan
 1986 282 - Patterson, Dan
 1987 243 - Schmidt, Steve
 1988 235 - Zoellner, Rich
 1989 282 - Horace, Scott
 1990 267 - Horace, Scott
 1991 260 - Shylanski, Todd
 1992 324 - Pruneau, Scott
 1993 227 - Crosnoe, Rex
 1994 412 - Blum, Kris
 1995 367 - Crosnoe, Rex
 1996 218 - Miller, Mike
 1997 235 - Kinsolving, Darin
 1998 326 - Bourbon, Jeff
 1999 276 - Kinsolving, Darin
 2000 347 - Bourbon, Jeff
 2001 410 - Bourbon, Jeff
 2002 370 - Hoffman, Eric
 2003 364 - Gilbert, Gary
 2004 359 - Noll, Brady
 2005 261 - Payne, Jordan
 2006 385 - Rave, Aaron
 2007 389 - Wagner, Matt
 2008 404 - Wagner, Matt
 2009 416 - Wagner, Matt
 2010 259 - Klocke, Jim
 2011 250 - Jones, Casey
 2012 370 - Campbell, Kody
 2013 484 - Tellor, Matt
 2014 452 - Tellor, Matt
 2015 477 - Rippee, Rayn
 2016 432 - Lees, Brian
 2017 461 - Gagan, Tristen
 2018 260 - Gagan, Tristen

Assists

1979 54 - Miller, Blake
 1980 93 - Miller, Blake
 1981 87 - Miller, Blake
 1982 84 - Bunton, Bob
 84 - Ivie, Mike
 1983 88 - Ivie, Mike

1984 48 - Smith, Darrick
 1985 78 - Muench, Doug
 1986 106 - Kimbelin, Keith
 1987 90 - Kimbelin, Keith
 1988 99 - Crosnoe, Cory
 1989 108 - Crosnoe, Cory
 1990 71 - Thomas, Scott
 1991 99 - Thomas, Scott
 1992 101 - Hollrah, Scott
 1993 101 - Rives
 1994 97 - Hopper, Scott
 97 - Moeglin, Brian
 1995 144 - Hopper, Scott
 1996 154 - Curran, Rusty
 1997 180 - Collier, Lamonte
 1998 161 - Lowe, Steve
 1999 147 - Lowe, Steve
 2000 146 - Borowiak, Zach
 2001 130 - Borowiak, Zach
 2002 166 - Borowiak, Zach
 2003 130 - Borowiak, Zach
 2004 168 - Bracamonte, Ernie
 2005 137 - Jenkins, Bo
 2006 113 - Padilla, Omar
 2007 143 - Moore, Robby
 2008 112 - Spencer, Tony
 2009 138 - Spencer, Tony
 2010 147 - Parmley, Kenton
 2012 140 - Parmley, Kenton
 2013 134 - Blum, Jason
 2014 119 - Lennington, Andy
 2015 191 - Boggetto, Branden
 2016 151 - Ezell, Trevor
 2017 162 - Basler, Connor
 2018 84 - Ezell, Trevor

Double Plays

2000 30 - Borowiak, Zach
 2001 38 - Allen, Shane
 2002 53 - Hoffman, Eric
 2003 46 - Gilbert, Gary
 2004 37 - Jenkins, Bo
 2005 40 - Bracamonte, Ernie
 2006 31 - Rave, Aaron
 2007 30 - Moore, Robby
 2008 33 - Wagner, Matt
 2009 46 - Wagner, Matt
 2010 43 - Parmley, Kenton
 2011 30 - Parmley, Kenton
 2012 35 - Parmley, Kenton
 2013 45 - Tellor, Matt
 2014 55 - Tellor, Matt
 2015 46 - Rippee, Ryan
 2016 39 - Boggetto, Branden
 2017 51 - Gagan, Tristen
 2018 26 - Gagan, Tristen

Caught Stealing By

1992 25 - Shylanski, Todd
 1993 11 - Crosnoe, Rex
 1994 23 - Crosnoe, Rex
 1995 27 - Crosnoe, Rex
 1996 15 - Miller, Mike
 1997 11 - Hoehner, Brad
 1998 11 - Hoehner, Brad
 1999 15 - Berry, Dan
 2000 16 - Bourbon, Jeff
 2001 15 - Bourbon, Jeff
 2002 26 - McDonald, Tristen
 2003 13 - McDonald, Tristen
 2004 18 - Noll, Brady
 2005 10 - Noll, Brady
 2006 10 - Olson, Levi
 2007 15 - Klocke, Jim
 2008 13 - Klocke, Jim
 2009 10 - Klocke, Jim
 2010 13 - Klocke, Jim
 2011 5 - Dicus, Jon
 2013 6 - Winkelman, Alex
 2014 12 - Mitchell, Scott
 2015 13 - Mitchell, Scott
 2016 8 - Lees, Brian
 2017 13 - Lees, Brian
 2018 3 - Stauss, Wade

#LETSSOAR



YEAR-BY-YEAR

Head Coach Joe Uhls

1960 (4-8)

Southern Illinois	L	4-3
Harris-Stowe	W	5-3
Arkansas State	W	10-2
Southern Illinois	W	10-7
Concordia Seminary	L	3-2
Memphis	L	11-0
Saint Louis	L	17-3
Paducah Jr. Coll.	L	10-5
Southern Illinois	L	10-5
McKendree	L	7-4
Murray State	L	5-3

1961 (6-9-1)

Quincy	L	8-0
Central Michigan	L	9-4
North Dakota	W	5-2
Harris-Stowe	W	5-4
Evansville	W	8-3
Arkansas State	L	12-3
Paducah Jr. Coll.	L	9-7
Southern Illinois	W	5-4
Southern Illinois	L	13-1
Murray State	L	3-2
Saint Louis	T	4-4
Saint Louis	L	12-2
Southern Illinois	L	8-7
Flat River Jr. Coll.	W	22-0
Murray State	W	8-5
Memphis	L	5-0

1962 (5-12-1)

William Jewell	W	7-4
Evansville	T	4-4
Arkansas State	L	6-3
Concordia (STL)	W	4-0
Harris-Stowe	L	16-3
Southern Illinois	L	2-0
Southern Illinois	L	8-3
Arkansas State	L	4-1
Paducah Jr. Coll.	W	2-1
Saint Louis	W	8-1
Saint Louis	L	8-3
McKendree	W	11-3
Southern Illinois	L	9-6
Harris-Stowe	L	2-1
Evansville	L	6-5
Evansville	L	2-1

NCAA Regional

Austin Peay	L	2-1
Arkansas State	L	6-3

1963 (11-9)

Evansville	W	6-2
Murray State	L	11-0
Murray State	L	6-4
Evansville	W	12-2
Paducah CC	W	7-6
Harris-Stowe	W	8-0

Quincy	W	11-0
Quincy	W	7-3
Harris-Stowe	W	12-5
Harris-Stowe	W	15-1
Concordia (Mo.)	L	6-3
Paducah CC	W	20-3
Arkansas State	L	4-3
Southern Illinois	L	12-4
Murray State	L	2-1
Arkansas State	W	4-0
Arkansas State	W	6-4
Saint Louis	L	8-1
Saint Louis	L	4-1
Southern Illinois	L	3-1

1964 (15-5)

Evansville	W	9-2
Arkansas State	W	5-1
Arkansas State	L	7-6
UT Martin	W	7-4
Harris-Stowe	W	7-6
McKendree	W	4-3
McKendree	W	5-0
Southern Illinois	L	5-3
Murray State	W	7-6
Murray State	W	11-3
Concordia (Mo.)	W	7-6
Evansville	W	8-1
Saint Louis	W	4-1
Saint Louis	W	4-3
Southern Illinois	W	8-5
Missouri State	W	5-0
Missouri State	W	5-4
Harris-Stowe	W	10-0
McKendree	W	13-5
McKendree	W	13-6

1965 (16-4)

William Jewell	W	8-2
Evansville	W	7-1
Lakeland (Wis.)	W	19-0
Murray State	W	9-8
Arkansas State	W	8-7
UT Martin	L	3-2
Southern Illinois	L	13-8
Missouri S&T	W	2-1
Missouri S&T	W	7-0
Harris-Stowe	W	10-1
Southern Illinois	L	3-0
Arkansas State	W	7-4
Murray State	L	8-7
Missouri S&T	W	9-5
Missouri S&T	W	7-2
Missouri State	W	9-6
Evansville	W	9-2
Harris-Stowe	W	7-0
McKendree	W	2-0
McKendree	W	7-2

1966 (11-8)

Harris-Stowe	W	3-1
Central Michigan	L	4-3
Central Michigan	W	4-1
Missouri State	W	4-1
Missouri State	W	8-1
Missouri State	W	4-3
Evansville	L	7-4
Missouri S&T	W	5-2
Missouri State	W	11-0
Southern Illinois	W	3-2
Southern Illinois	L	3-2
Arkansas State	L	5-3
Arkansas State	W	6-5
Murray State	L	11-2
Missouri S&T	W	2-1
Missouri S&T	L	10-5
Central Mo.	L	3-1
Central Mo.	L	4-1

1967 (13-10)

Memphis	W	6-3
Memphis	L	7-3
Delta State	L	9-4
Delta State	W	8-5
Delta State	L	5-4
Bradley	L	12-7
Bradley	L	3-2
Bradley	W	11-10
Evansville	W	9-8
UT Martin	W	9-1
Missouri State	L	5-0
Missouri State	W	9-8
Missouri S&T	L	6-3
Missouri S&T	W	9-8
Missouri S&T	W	9-2
Harris-Stowe	W	13-3
Evansville	W	7-2
Murray State	L	5-4
NW Mo. State	W	7-6
NW Mo. State	W	2-0
Northwestern St.	W	4-3
Arkansas State	L	12-6
North Dakota	L	2-1

1968 (9-11)

Northwestern	W	9-4
Washington U.	W	5-2
Washington U.	L	5-1
Missouri S&T	W	3-0
Missouri S&T	W	3-0
Concordia (Neb.)	L	6-3
Concordia (Neb.)	L	8-2
Missouri State	W	13-3
Missouri State	L	5-4
Evansville	L	5-4
UT Martin	L	3-2
Concordia (STL)	W	7-6
Missouri S&T	W	6-5
Missouri S&T	L	6-1
Missouri S&T	L	6-4
Arkansas State	L	6-1

Missouri State	W	5-2
Missouri State	L	6-3
Missouri State	L	5-4
Murray State	W	4-2

1969 (6-12-1)

William Penn	W	2-0
William Penn	T	2-2
Wisconsin State	W	7-6
Wisconsin State	L	5-2
Missouri State	L	3-2
Missouri State	L	6-0
Missouri State	L	11-10
Missouri-St. Louis	L	7-6
Missouri S&T	L	4-2
Missouri S&T	L	5-4
Missouri S&T	W	6-2
Missouri State	L	8-1
Missouri State	L	7-3
Missouri State	L	13-1
Murray State	W	7-4
Evansville	W	3-2
UT Martin	W	3-2
UT Martin	L	12-3
Murray State	L	6-1

1970 (9-11)

Murray State	L	8-2
CBC	L	4-3
CBC	L	2-1
Delta State	L	4-1
Missouri State	L	9-0
Missouri State	W	6-3
Missouri State	W	5-4
Evansville	W	6-5
Missouri S&T	W	1-0
Missouri S&T	W	9-0
Missouri S&T	L	4-3
Missouri State	L	7-2
Missouri State	W	14-2
Missouri State	L	3-2
Missouri S&T	L	2-1
Missouri S&T	L	2-1
Illinois Tech	L	3-2
Truman State	W	10-1
Missouri-St. Louis	W	12-8
Murray State	W	5-4

1971 (15-7)

CBC	W	10-6
Memphis	W	8-7
Evansville	W	1-0
Evansville	W	9-1
Missouri State	L	4-1
Missouri State	W	3-2
Truman State	W	5-4
Truman State	L	10-3
Murray State	W	2-1
Missouri-St. Louis	L	8-0
Missouri-St. Louis	W	4-3
Washington U.	W	2-0
Lincoln	W	7-3

Lincoln	W	6-2
NW Mo. State	W	5-3
NW Mo. State	W	5-3
Murray State	L	9-7
Missouri S&T	L	1-0
Missouri S&T	W	12-4
Missouri-St. Louis	L	5-1
Central Mo.	W	2-1
Central Mo.	L	8-4

1972 (11-10)

St. Olaf	L	10-3
St. Olaf	L	8-2
Missouri State	L	7-1
Missouri State	L	6-3
UW-Milwaukee	W	3-0
UW-Milwaukee	W	8-0
Moorhead (Minn.)	L	6-5
Truman State	W	1-0
Truman State	W	2-1
CBC	W	2-1
Murray State	L	7-2
Washington U.	W	11-1
Murray State	L	4-3
NW Mo. State	W	5-0
NW Mo. State	W	2-1
Missouri S&T	L	3-2
Missouri S&T	W	8-3
Evansville	W	3-0
Evansville	L	6-0
Central Mo.	L	5-4
Central Mo.	W	2-0

1973 (14-4)

Centenary	W	9-3
Centenary	W	6-3
Luther Coll.	W	2-1
Luther Coll.	W	4-0
CBC	W	5-2
CBC	W	4-1
Illinois-Chicago	W	5-1
Illinois-Chicago	W	8-7
Illinois Tech	W	1-0
Illinois Tech	W	6-0
Truman State	W	3-0
Truman State	W	3-1
Lincoln	W	9-2
Lincoln	L	1-0
NW Mo. State	L	3-2
NW Mo. State	L	2-1
Missouri S&T	W	2-1
Missouri S&T	L	11-2

1974 (17-13)

CBC	W	5-1
CBC	W	6-1
Western Illinois	L	3-2
Western Illinois	W	6-3
CBC	W	9-4
CBC	W	2-0
Central Mo.	L	4-3
Central Mo.	L	13-4

RESULTS

Missouri S&T	W 12-7	Missouri S&T	W 2-1	Indiana State	W 6-5	Missouri State	L 11-0	North Dakota	W 5-0
Missouri S&T	W 14-4	UT Martin	W 6-0	Memphis	L 5-4	Missouri State	W 10-8	North Dakota	W 8-7
Missouri State	L 4-3	UT Martin	L 3-0	Memphis	L 6-5			Missouri S&T	L 5-2
Missouri State	W 6-5	Central Mo.	W 6-3	Missouri Baptist	W 1-0	1980 (22-17-1)		Missouri S&T	W 2-1
Quincy	L 2-0	Central Mo.	L 2-1	Missouri Baptist	W 5-1	Marietta	L 4-1	Southern Illinois	L 11-3
Quincy	L 6-1	Central Mo.	W 3-2	Lincoln	W 9-0	Northern Kentucky	W 5-2	Missouri State	L 13-5
Truman State	W 1-0	Saint Louis	L 6-4	Lincoln	W 11-2	Olivet Coll. (Mich)	W 9-4	Missouri State	L 4-1
Truman State	W 8-0	Saint Louis	L 5-4	Lincoln	W 12-1	Wingate Coll. (N.C.)	L 6-4	Indiana St. -Evans	L 11-2
Memphis	L 3-1	Missouri State	W 13-9	Missouri State	L 6-2	Northern Kentucky	T 6-6	Indiana St. -Evans	L 7-2
Washington U.	W 4-3	Missouri State	W 6-2	South Dakota State	W 6-5	Oakland City	L 6-3	Missouri-St. Louis	L 4-1
Westminster	L 3-2	Missouri State	L 12-10	Missouri State	W 5-3	Oakland City	W 4-2	Missouri-St. Louis	L 12-2
Westminster	L 3-1	Augustana	L 3-2	Nebraska-Omaha	L 2-1	CBC	W 5-1	Maryville	W 14-6
Lincoln	W 2-1	Augustana	L 10-2			Missouri-St. Louis	L 6-5	Maryville	W 22-6
Lincoln	L 5-4	Truman State	W 11-5	1978 (14-11)		Missouri-St. Louis	L 7-6	Missouri S&T	W 12-8
NW Mo. State	L 3-1	Truman State	W 11-0	CBC	W 11-5	Western Illinois	L 3-2	Missouri S&T	W 7-3
NW Mo. State	W 6-5	Truman State	W 8-1	CBC	W 14-4	Western Illinois	L 3-0	SIU-Edwardsville	L 10-9
Evansville	W 8-2	Southern Illinois	L 6-3	MacMurray	W 10-2	Greenville Coll.	W 5-4	SIU-Edwardsville	L 9-5
Evansville	L 2-0	Southern Illinois	L 4-3	MacMurray	W 11-8	Greenville Coll.	L 3-1	Missouri Baptist	W 5-4
Indiana State	W 4-3	Northeastern Ill.	L 3-1	Augustana	L 12-3	North Dakota	W 5-2	Missouri Baptist	W 2-1
Indiana State	W 10-0	Northeastern Ill.	W 4-2	Augustana	W 12-1	North Dakota	W 6-0	Missouri State	L 4-3
Missouri S&T	W 9-1	Lincoln	W 16-2	Missouri S&T	W 15-5	Millikin	W 2-1	Missouri State	L 5-2
Missouri S&T	L 4-1	Lincoln	W 11-0	Missouri S&T	W 5-2	Millikin	W 4-0		
		Lincoln	W 17-0	Missouri S&T	L 11-6	Missouri S&T	W 14-4	1982 (30-9)	
1975 (18-9)		Missouri Baptist	L 5-3	Evansville	L 9-8	Missouri S&T	L 10-4	Florida State	L 19-2
CBC	W 8-2	Missouri Baptist	L 7-3	Evansville	L 7-4	Evansville	W 16-8	Jacksonville State	W 2-1
CBC	W 7-6	NW Mo. State	W 4-0	Central Mo.	L 7-3	Evansville	W 3-2	Marietta	L 4-3
MacMurray	W 1-0	NW Mo. State	W 1-0	Central Mo.	L 1-0	Missouri State	L 11-6	Illinois State	W 9-2
MacMurray	W 12-2	Mankato State	W 8-3	Central Mo.	W 7-4	Missouri State	L 4-3	Lincoln	W 12-1
Illinois-Chicago	W 4-0	Nebraska-Omaha	W 12-4	Missouri State	W 5-2	Lincoln	W 10-0	Lincoln	W 6-3
Illinois-Chicago	W 7-1	Nebraska-Omaha	W 4-2	Missouri State	L 4-3	Lincoln	W 11-2	Indiana State	W 13-2
Winona State	W 6-2	Sacred Heart	W 4-3	Missouri State	L 6-1	Indiana State	W 3-2	Indiana State	L 3-2
Central Mo.	W 1-0	Florida Southern	L 5-3	Saint Louis	W 15-8	Indiana State	L 4-3	Missouri S&T	W 3-2
Central Mo.	L 3-2	Livingston (Ala.)	W 9-7	Truman State	W 7-2	SIU-Edwardsville	L 5-2	Missouri S&T	W 3-0
Central Mo.	W 9-7	SIU-Edwardsville	L 9-3	Truman State	W 6-1	SIU-Edwardsville	W 6-1	Oakland City	W 9-2
UT Martin	W 8-7			Truman State	W 6-5	Missouri State	L 5-2	Oakland City	W 22-1
UT Martin	W 9-3	1977 (25-13)		Missouri-St. Louis	W 2-1	Missouri State	L 15-10	North Dakota	W 4-3
Missouri State	L 10-5	Iowa	W 9-6	Missouri-St. Louis	L 5-2	Saint Louis	L 15-12	North Dakota	W 5-1
Missouri State	L 3-2	Iowa	L 14-5	Missouri Baptist	L 13-3	Saint Louis	L 8-5	North Dakota	W 9-0
Missouri State	L 3-2	Illinois-Chicago	W 5-3	Missouri Baptist	L 1-0	Missouri Baptist	W 2-1	North Dakota	W 12-1
Truman State	W 6-3	Illinois-Chicago	W 4-3			Missouri Baptist	W 12-1	Missouri-St. Louis	L 19-9
Truman State	L 4-2	NW Mo. State	L 4-1	1979 (13-10)		Evansville	W 4-3	Missouri-St. Louis	W 8-6
Washington U.	W 6-4	NW Mo. State	L 4-1	Butler	L 2-1	Evansville	W 5-4	Lindenwood	W 9-0
Saint Louis	W 2-0	NW Mo. State	L 7-4	Marietta	W 3-1	Lincoln	W 8-2	Lindenwood	W 12-2
Saint Louis	W 5-1	Evansville	L 6-4	Olivet Coll.	L 5-4	Evansville	W 9-0	Lincoln	W 5-2
Indiana State	W 4-2	Evansville	W 10-5	CBC	W 1-0			Lincoln	W 6-0
Indiana State	L 3-2	Brown	L 7-5	CBC	W 5-1	1981 (15-21-1)		Millikin	W 10-5
Lincoln	W 12-6	Brown	L 7-5	Saint Louis	W 15-2	UT Martin	L 5-3	Millikin	W 15-7
Lincoln	L 2-0	Missouri S&T	W 9-1	Saint Louis	L 9-8	UT Martin	W 6-4	Millikin	W 21-2
Lincoln	W 10-4	Missouri S&T	W 6-1	Missouri S&T	W 7-5	Marietta Coll.	L 6-2	Maryville	L 6-3
NW Mo. State	L 9-4	Missouri S&T	W 22-16	Missouri S&T	W 5-3	Illinois State	T 0-0	Maryville	W 10-3
NW Mo. State	L 3-2	Central Mo.	W 3-1	Missouri-St. Louis	L 5-2	Valparaiso	W 3-2	Missouri S&T	W 13-4
		Central Mo.	W 4-1	Missouri-St. Louis	L 4-0	Olivet College	W 6-3	Missouri S&T	W 14-2
		Central Mo.	W 7-6	Evansville	W 8-4	Valparaiso	L 7-4	SIU-Edwardsville	L 5-4
1976 (28-15)		UT Martin	W 4-3	Evansville	W 8-6	Saint Louis	W 8-4	SIU-Edwardsville	W 10-6
Illinois State	L 4-1	UT Martin	W 9-2	Oakland City Coll.	W 5-1	Saint Louis	L 7-3	Missouri-St. Louis	W 8-7
Memphis	W 7-6	UT Martin	W 4-3	Oakland City Coll.	W 16-0	Oakland City	W 7-2	Missouri-St. Louis	W 3-2
CBC	W 3-1	Missouri State	W 7-5	Missouri State	W 7-5	Oakland City	W 4-3	Saint Louis	W 7-3
CBC	W 4-2	Missouri State	W 6-1	Missouri State	L 5-0	Iowa	L 6-2	Saint Louis	L 3-2
Carroll Coll.	W 4-1	Missouri State	L 4-1	Missouri S&T	L 6-0	Missouri-St. Louis	L 5-2	NW Mo. State	L 2-0
Carroll Coll.	W 6-3	Truman State	W 1-0	Missouri S&T	L 9-7	Missouri-St. Louis	L 12-4	NW Mo. State	L 8-0
Illinois-Chicago	W 5-3	Truman State	W 6-0	Missouri Baptist	L 9-5	North Dakota	L 6-1	Missouri Baptist	W 6-2
Missouri S&T	W 10-0	Truman State	L 4-1	Missouri Baptist	W 4-3	North Dakota	L 6-5	Missouri Baptist	W 13-2
Missouri S&T	W 1-0	Indiana State							

YEAR-BY-YEAR

1983 (29-10)

Wingate	W	5-4	Missouri S&T
Marietta	W	3-1	SIU-Edwardsville
Butler	L	8-5	SIU-Edwardsville
Valparaiso	W	7-0	Missouri Baptist
Saint Louis	W	14-2	Missouri Baptist
Saint Louis	W	5-4	NW Mo. State
Oakland City	W	10-3	Missouri-St. Louis
Oakland City	W	6-1	NW Mo. State
Lincoln	W	11-2	SIU-Edwardsville
Lincoln	W	18-0	SIU-Edwardsville
Nebraska-Omaha	W	9-6	
Southern Illinois	L	8-4	
Missouri-St. Louis	W	4-3	
Missouri-St. Louis	W	3-1	

Head Coach Palmer Muench

1985 (28-15-1)

Missouri S&T	W	10-1	Union
Missouri S&T	W	5-0	Union
Lincoln	W	10-6	Union
Lincoln	W	12-7	Murray State
UT Martin	L	5-1	Marietta
UT Martin	W	16-5	Illinois State
Missouri S&T	W	14-8	Grandview
Missouri S&T	W	11-5	Troy
Indiana State	W	7-1	Marietta
Indiana State	W	11-10	Illinois State
SIU-Edwardsville	L	6-2	Iowa
SIU-Edwardsville	W	7-5	Iowa
Missouri-St. Louis	L	4-0	Missouri S&T
Missouri-St. Louis	W	10-1	Missouri S&T
NW Mo. State	W	7-4	Memphis
NW Mo. State	L	12-2	Memphis
NW Mo. State	L	11-10	Southern Illinois
Missouri Baptist	W	3-2	Southern Illinois
Missouri Baptist	W	7-1	Missouri-St. Louis
Indiana State	L	3-2	Missouri-St. Louis
Indiana State	W	6-5	Saint Louis
Oakland City	W	15-6	Saint Louis
Oakland City	W	7-6	Missouri Baptist

NCAA Midwest Regional

Edwardsville, Ill.

Mankato State	L	1-0	Indiana State
SIU-Edwardsville	L	13-2	Augustana

1984 (17-12)

Illinois State	L	11-1	Missouri S&T
Grand View	W	2-0	UT Martin
Valparaiso	L	2-1	UT Martin
Valparaiso	W	6-4	Missouri-St. Louis
Grand View	L	13-3	Missouri-St. Louis
Rhode Island	L	7-6	Northeastern Ill.
Rockford	W	14-1	Northeastern Ill.
Rockford	L	5-3	SIU-Edwardsville
Missouri S&T	W	13-6	SIU-Edwardsville
Missouri S&T	W	6-0	NW Mo. State
Harris-Stowe	W	19-5	Missouri-St. Louis
Missouri-St. Louis	L	11-10	Missouri-St. Louis
Missouri-St. Louis	L	5-1	Harris-Stowe
Indiana State	L	12-5	Harris-Stowe
Indiana State	L	9-6	Austin Peay
UT Martin	W	8-7	Austin Peay
UT Martin	W	10-1	
Lincoln	W	21-0	

1986 (29-13-1)

W 19-3	Southwest Baptist
L 10-1	Southwest Baptist
W 1-0	Missouri-St. Louis
W 7-5	Missouri-St. Louis
W 11-3	SIU-Edwardsville
W 11-5	SIU-Edwardsville
W 1-0	McKendree
L 13-0	McKendree
L 8-7	Missouri S&T
W 4-3	Missouri S&T
W 5-1	Southwest Baptist

Missouri S&T	W 12-0	Missouri Baptist
Missouri S&T	W 15-1	Missouri Baptist
Southern Indiana	W 8-2	Missouri Baptist
Southern Indiana	W 10-5	Missouri-St. Louis
Southern Illinois	W 13-10	Missouri-St. Louis

W 14-2	Southern Illinois
W 6-2	Missouri-St. Louis
W 9-7	Missouri-St. Louis
L 4-2	Concordia Coll.
L 7-2	Concordia Coll.
L 8-3	Missouri Baptist
L 7-6	Missouri Baptist
W 6-2	Saint Louis
T 7-7	Missouri S&T
L 8-4	Missouri S&T
L 8-2	Quincy
W 2-1	Quincy
L 5-4	Missouri
W 8-4	Missouri
L 10-5	Missouri-St. Louis
W 9-4	Missouri-St. Louis
L 10-5	Missouri Baptist
W 24-2	Missouri Baptist
L 10-6	Central Mo.
W 8-4	NW Mo. State
W 4-0	Missouri-St. Louis
L 6-5	Central Mo.
W 19-10	Murray State
L 2-1	Saint Louis
W 9-2	Southern Indiana
W 6-2	Southern Indiana
W 17-5	SIU-Edwardsville
W 10-3	SIU-Edwardsville
W 22-3	

1987 (28-20)

W 10-2	Union
W 7-6	Union
W 9-5	Slippery Rock
W 7-5	Jacksonville State
W 9-3	Slippery Rock
L 9-3	Jacksonville State
L 8-1	Wisconsin-Stout
W 9-4	Livingston
W 15-2	Wisconsin-Stout
W 15-3	Livingston
W 5-1	Saint Louis
W 10-0	Quincy
L 4-3	Quincy
W 9-8	Southern Indiana
	Southern Indiana
	Missouri
L 6-5	Southwest Baptist
L 10-2	Missouri-St. Louis
W 13-1	Missouri-St. Louis
W 14-13	SIU-Edwardsville
L 21-5	SIU-Edwardsville
L 16-6	McKendree
W 19-0	McKendree
W 13-7	Missouri S&T
W 2-0	Missouri S&T
W 13-7	Southwest Baptist
W 12-0	Southwest Baptist
W 15-1	Missouri Baptist
W 8-2	Missouri Baptist
W 10-5	Missouri-St. Louis
W 13-10	Missouri-St. Louis
T 5-5	Missouri S&T
W 6-5	Missouri S&T
L 4-3	McKendree
W 4-1	McKendree
W 10-0	Truman State
L 4-3	NW Mo. State
W 8-3	NW Mo. State
W 16-5	Missouri Baptist
W 10-9	Missouri Baptist
W 14-4	Southern Illinois
W 12-0	Saint Louis
W 12-2	Southern Indiana
L 6-5	Southern Indiana
W 5-0	Southern Illinois
L 9-4	SIU-Edwardsville
L 10-1	SIU-Edwardsville
L 13-7	

1988 (19-23)

W 9-5	Murray State
L 6-5	Florida Southern
W 7-6	Florida Southern
W 12-1	Eckerd
L 9-3	Eckerd
W 13-9	Tampa
W 5-4	Washington
W 9-4	Washington
W 11-9	McKendree
W 18-6	McKendree
L 6-4	Southern Indiana
	Southern Indiana
	Quincy
W 8-7	Quincy
L 4-1	Lincoln
W 5-4	Lincoln
L 11-7	McKendree
W 7-4	McKendree
L 7-1	Arkansas State
L 7-4	Arkansas State
L 9-0	Southwest Baptist
L 9-6	Southwest Baptist
W 5-0	Missouri-St. Louis
W 9-4	Missouri-St. Louis
W 7-3	Southern Illinois
W 8-5	Missouri S&T
L 8-5	Missouri S&T
W 7-6	Southwest Baptist
L 16-4	Southwest Baptist

L 13-10	Missouri-St. Louis
W 7-4	Missouri-St. Louis
L 9-8	Missouri S&T
L 10-3	NW Mo. State
L 2-0	Missouri-St. Louis
L 6-0	Southern Illinois
W 10-6	SIU-Edwardsville
W 8-0	SIU-Edwardsville
W 4-1	Southern Indiana
W 9-3	Southern Indiana
W 7-5	

1989 (27-17)

W 13-4	Western Michigan
W 3-1	Tampa
L 5-3	Tampa
W 3-2	Tampa
W 5-1	Eastern Michigan
W 3-1	St. Leo
L 5-1	Eckerd
W 5-4	Vanderbilt
W 11-4	Union
W 10-1	Union
W 5-3	Lincoln
W 7-1	Lincoln
W 8-6	Southern Illinois
L 9-3	Quincy
L 7-1	Quincy
W 16-9	Southern Indiana
L 8-7	Southern Indiana
L 4-2	Southwest Baptist
W 6-5	Southwest Baptist
L 8-1	Missouri-St. Louis
W 5-3	Missouri-St. Louis
	Missouri S&T
	Missouri S&T
W 11-5	Lincoln
L 13-0	Lincoln
L 10-4	Austin Peay
L 12-1	Southwest Baptist
L 23-0	Southwest Baptist
W 7-2	Murray State
W 4-0	Missouri-St. Louis
L 9-1	Missouri-St. Louis
L 12-5	Austin Peay
W 5-2	Missouri S&T
W 4-3	Missouri S&T
L 2-1	Southern Indiana
W 9-3	Southern Indiana
W 5-3	McKendree
W 5-2	McKendree
L 9-7	Central Mo.
L 11-5	Missouri-St. Louis
W 4-2	NW Mo. State
W 2-1	McKendree
W 12-3	McKendree
L 9-6	Arkansas State
L 6-0	Arkansas State
W 3-2	
L 15-3	
W 10-1	
L 7-2	
W 18-0	
W 6-4	

RESULTS

1990 (19-21-1)

Valdosta State	L	8-3	Southern Indiana	L	2-1
Valdosta State	L	10-3	Missouri S&T	W	13-0
St. Anselm	W	5-2	Missouri S&T	W	5-3
Norfolk State	L	11-6	Missouri S&T	W	16-7
St. Augustine's	W	8-4	Lincoln	W	13-1
McKendree	L	6-3	Lincoln	W	14-4
McKendree	W	6-3	Pittsburgh State	L	3-2
Union	L	5-4	Pittsburgh State	W	2-1
Union	L	12-4	Pittsburgh State	W	5-1
William Jewell	W	11-4	Southern Illinois	L	5-4
Arkansas State	W	9-1	Southwest Baptist	W	4-1
Arkansas State	W	13-0	Murray State	L	3-2
Southern Illinois	L	9-3	Murray State	L	1-0
McKendree	W	10-4	Southern Indiana	L	8-2
McKendree	W	6-2	Missouri Southern	L	10-2
Illinois State	L	12-1	Missouri Southern	W	4-1
Illinois State	L	11-4	Missouri Southern	W	8-2
Missouri-St. Louis	W	13-8	Arkansas State	W	6-5
Missouri-St. Louis	T	5-5	Washburn	W	2-1
Murray State	L	14-1	Missouri Southern	L	5-3
Missouri Southern	L	8-0	Washburn	L	6-5
Missouri Southern	L	4-2	Quincy	W	12-4
Southwest Baptist	W	15-4	Quincy	L	5-2
Southwest Baptist	W	7-0	McKendree	W	5-3
Southern Indiana	L	6-5	McKendree	W	3-2
Southern Indiana	L	13-3			
Missouri S&T	W	3-1			
Missouri S&T	L	3-2			
Southern Illinois	L	12-1			
Lincoln	W	7-0			
Lincoln	W	7-0			
Southern Indiana	W	4-1			
Southern Indiana	L	14-3			
Lincoln	L	2-1			
Lincoln	W	15-3			
Missouri Southern	L	5-4			
Missouri Southern	W	4-2			
Southwest Baptist	W	14-8			
Southwest Baptist	W	18-5			
Missouri-St. Louis	L	8-4			
Murray State	L	8-1			

1991 (25-18)

Memphis	L	8-7
Union	L	11-4
Union	L	10-7
Arkansas State	W	9-4
Lincoln	W	6-2
Lincoln	W	3-0
Norfolk State	W	11-1
Armstrong State	W	15-11
Savannah State	W	17-3
Armstrong State	W	6-2
Sacred Heart	W	11-5
William Jewell	L	8-5
Southern Illinois	L	7-4
Missouri-St. Louis	W	15-2
Missouri-St. Louis	W	5-4
North Alabama	L	4-3
North Alabama	L	5-4
Southern Indiana	L	5-3

NCAA Division I Era

1992

Overall: 22-27

OVC: 13-7

Arkansas State	L	9-1
Memphis	L	12-8
Memphis	L	11-3
UT Martin	L	9-7
Kansas	L	17-1
Kansas	L	14-3
Kansas	L	14-1
Columbus Coll.	L	2-0
Columbus Coll.	W	4-2
Columbus Coll.	L	10-2
William Jewell	W	6-4
Quincy	W	9-1
Middle Tennessee	L	10-1
Middle Tennessee	W	1-0
Northeastern Ill.	L	11-2
Northeastern Ill.	L	10-4
Austin Peay	W	3-1
Austin Peay	L	7-6
Austin Peay	L	13-11
UT Martin	L	5-4
McKendree	W	5-0
McKendree	W	8-1
Murray State	W	6-5
Murray State	L	4-2
Murray State	W	12-1
Arkansas State	W	11-7
Eastern Kentucky	L	6-3
Eastern Kentucky	W	9-0
Eastern Kentucky	L	8-4
Tennessee State	W	5-3
Tennessee State	W	7-1
Tennessee State	W	17-3
Missouri State	L	6-1
Missouri State	W	13-10
Morehead State	L	3-0
Morehead State	W	1-0
Morehead State	W	2-1
Southern Indiana	L	13-11
Southern Indiana	L	11-7
Tennessee Tech	W	11-3
Tennessee Tech	W	5-4
Tennessee Tech	W	7-6
Southern Illinois	W	6-5
Missouri	L	17-0
Missouri	L	16-0
Missouri	L	7-6

OVC Tournament

Austin Peay	W	3-1
Middle Tennessee	L	14-2
Austin Peay	L	6-4

1993

Overall: 13-27

OVC: 9-10

South Florida	L	6-3
South Florida	L	11-3
Long Island	L	8-4
South Florida	L	11-2
St. Joseph's (Pa.)	L	14-8
Southern Miss.	W	3-2
Southern Miss.	L	4-1
Morehead State	L	16-4
Morehead State	L	4-1
Morehead State	L	4-3
Murray State	L	4-2
Murray State	W	8-0
UT Martin	L	5-1
Tennessee Tech	L	5-1
Tennessee Tech	W	4-3
Tennessee Tech	L	3-1
Eastern Kentucky	L	5-4
Eastern Kentucky	L	11-5
Southern Indiana	L	9-8
Southern Indiana	L	3-0
Southern Illinois	L	9-8
Tennessee State	W	12-1
Tennessee State	W	10-2
Tennessee State	W	11-0
Arkansas State	W	12-4
Arkansas State	L	5-1
Southern Illinois	L	10-3
Austin Peay	W	6-5
Austin Peay	W	2-1
Austin Peay	W	1-0
UT Martin	W	12-5
Northeastern Ill.	L	3-1
Northeastern Ill.	W	4-1
Missouri State	L	5-4
Missouri State	L	6-1
Memphis	L	9-1
Mid. Tennessee St.	W	2-1
Mid. Tennessee St.	L	2-1
Mid. Tennessee St.	L	9-4
Memphis	L	4-1

1994

Overall: 23-27

OVC: 11-9

Memphis	L	6-4
Southern Miss.	L	13-5
Southern Miss.	L	12-4
Southern Miss.	W	9-8
Western Kentucky	L	5-2
Arkansas State	L	6-4
Kansas	L	19-5
Kansas	L	5-4
Kansas	L	7-1
Delaware St.	W	5-0
Mary. Eastern Shore	W	4-3
Florida State	L	15-3
Florida State	L	13-3
Florida A&M	W	14-5
Northeastern Ill.	L	2-1
Northeastern Ill.	W	3-0
Northeastern Ill.	L	12-10
Southern Indiana	W	6-5
Southern Indiana	W	6-4
Iowa	W	4-3
Iowa	W	2-1
Southern Illinois	W	4-2
Morehead State	W	4-1
Morehead State	W	9-7
Morehead State	L	7-6
Mid. Tennessee St.	W	11-4
Mid. Tennessee St.	L	8-6
Mid. Tennessee St.	W	3-2
Tennessee Tech	L	11-4
Tennessee Tech	W	5-2
Missouri State	L	3-1
Missouri State	L	5-1
Southern Illinois	W	11-9
UT Martin	L	3-1
UT Martin	W	5-3
UT Martin	W	10-5
Memphis	W	2-1
Austin Peay	L	7-6
Austin Peay	W	6-0
Austin Peay	L	6-5
Arkansas State	L	6-2
Saint Louis	L	7-3
Eastern Kentucky	W	3-0
Eastern Kentucky	L	6-2
Eastern Kentucky	L	10-6
Missouri State	L	8-6
Missouri State	L	7-0
Murray State	L	6-2
Murray State	W	2-1
Murray State	W	4-2

YEAR-BY-YEAR

Head Coach Mark Hogan

1995		1996		1997		1998		1999	
Overall: 32-21		Overall: 25-23-1		Overall: 24-33		Overall: 32-24		Overall: 27-27	
OVC: 14-6		OVC: 11-8-1		OVC: 11-13		OVC: 15-9		OVC: 15-8	
Memphis	W 13-6	Memphis	L 15-7	Memphis	L 8-3	Mississippi	L 7-4	Creighton	W 3-2
Western Kentucky	W 13-11	UALR	W 11-5	Memphis	L 7-5	Mississippi	L 4-3	Creighton	L 3-2
Missouri	W 5-4	Northeastern Ill.	L 5-4	Bradley	W 10-0	Mississippi	L 15-9	Creighton	L 11-1
Northern Iowa	W 9-7	Northeastern Ill.	W 9-1	Bradley	W 3-2	Iowa State	W 10-2	Mississippi	L 6-4
Northern Iowa	W 10-7	Northeastern Ill.	W 16-15	Bradley	L 12-10	Iowa State	W 7-0	Mississippi	W 1-0
Memphis	W 2-0	Northeastern Ill.	W 10-2	Mississippi St.	L 13-3	Iowa State	L 6-5	Northern Iowa	L 13-12
Illinois State	W 10-5	Tulane	W 9-8	Mississippi St.	L 10-4	Memphis	L 6-5	Northern Iowa	L 12-9
Illinois State	L 12-5	Tulane	L 7-6	Northern Iowa	W 3-2	Southern Illinois	L 9-7	Northern Iowa	L 10-3
Illinois State	L 13-6	Tulane	L 14-9	Northern Iowa	L 4-1	Bradley	W 9-2	SIU-Edwardsville	L 4-2
Southern Miss.	L 11-2	South Alabama	L 10-0	Missouri Baptist	L 4-2	Bradley	W 2-1	Arkansas State	L 4-2
South Alabama	W 14-12	South Alabama	W 6-5	Missouri State	L 10-5	Southern Illinois	W 11-5	Northern Illinois	W 6-5
South Alabama	L 5-3	Western Illinois	W 3-1	Missouri State	L 4-1	Murray State	W 9-5	Northern Illinois	W 10-0
South Alabama	L 17-14	Western Illinois	W 8-5	Murray State	L 5-4	Murray State	W 19-0	Northern Illinois	W 7-2
Eastern Illinois	L 3-2	Western Illinois	W 18-3	Murray State	W 3-2	Murray State	L 12-3	UT Martin	W 12-7
Eastern Illinois	W 10-4	Mississippi	L 7-6	Murray State	L 9-8	Memphis	W 7-0	UT Martin	L 7-6
Eastern Illinois	W 6-5	Tennessee Tech	L 6-1	Wichita State	L 11-4	Tennessee Tech	L 2-1	Missouri-St. Louis	L 12-1
Missouri	L 11-1	Tennessee Tech	W 6-3	Wichita State	W 14-6	Tennessee Tech	W 13-6	Eastern Kentucky	W 1-0
Missouri State	W 12-6	Tennessee Tech	L 4-0	Tennessee Tech	L 6-3	Tennessee Tech	L 7-2	Eastern Kentucky	W 11-4
Missouri State	L 13-5	Missouri	L 8-7	Tennessee Tech	W 3-2	Eastern Kentucky	W 3-2	Eastern Kentucky	L 12-5
Middle Tennessee	L 5-0	UT Martin	W 7-5	Tennessee Tech	L 10-2	Eastern Kentucky	W 7-1	Memphis	W 4-3
Middle Tennessee	L 2-1	UT Martin	L 4-2	Saint Louis	W 19-8	Eastern Kentucky	L 8-4	Eastern Illinois	W 7-2
Middle Tennessee	L 6-4	UT Martin	T 5-5	Eastern Kentucky	L 24-2	Missouri-St. Louis	W 13-3	Eastern Illinois	L 7-0
Western Kentucky	L 10-4	Arkansas	L 8-3	Eastern Kentucky	L 3-2	Missouri State	W 18-17	Eastern Illinois	W 5-2
Southern Illinois	W 17-2	Austin Peay	W 13-0	Eastern Kentucky	W 10-7	Missouri State	W 5-4	Missouri State	L 10-2
Tennessee Tech	W 5-1	Austin Peay	W 9-4	Oklahoma St.	L 9-7	Eastern Illinois	L 6-4	Missouri State	L 8-1
Tennessee Tech	W 6-1	Austin Peay	L 7-1	Oklahoma St.	L 10-5	Eastern Illinois	W 5-4	Austin Peay	L 7-2
Tennessee Tech	W 8-7	Missouri	L 7-2	Eastern Illinois	W 11-10	Eastern Illinois	L 4-3	Austin Peay	L 8-6
Arkansas State	L 9-5	Missouri-St. Louis	L 7-6	Eastern Illinois	W 8-4	McKendree	W 13-1	UALR	W 15-3
Oral Roberts	L 8-5	Eastern Kentucky	W 6-5	Eastern Illinois	W 6-5	Missouri Baptist	W 8-0	Southern Illinois	L 6-5
Oral Roberts	W 5-3	Eastern Kentucky	L 4-0	Saint Louis	L 9-3	Austin Peay	W 5-1	Belmont	W 5-4
UT Martin	W 9-4	Eastern Kentucky	W 4-1	Austin Peay	W 10-7	Austin Peay	W 1-0	Belmont	W 9-4
UT Martin	W 14-12	Memphis	W 4-2	Austin Peay	W 3-2	Austin Peay	W 6-3	Belmont	W 5-3
UT Martin	W 15-8	Arkansas State	L 9-7	Austin Peay	W 7-4	Arkansas State	L 5-4	Missouri	L 8-4
Arkansas	L 10-6	Saint Louis	L 8-7	Southern Illinois	W 9-4	Georgia Tech	L 13-2	Middle Tennessee	W 10-2
Austin Peay	W 4-2	Murray State	L 6-0	Arkansas State	L 4-3	Georgia Tech	L 14-4	Middle Tennessee	W 4-0
Austin Peay	L 6-5	Murray State	W 6-4	Oral Roberts	L 12-4	Georgia Tech	L 6-5	Middle Tennessee	L 9-6
Austin Peay	W 4-1	Murray State	W 12-1	Oral Roberts	W 7-2	Missouri	L 11-8	Saint Louis	L 9-7
Northeastern Ill.	W 8-3	Missouri Baptist	W 5-2	Oral Roberts	W 14-4	Middle Tennessee	W 10-9	Southern Illinois	L 14-11
Northeastern Ill.	W 4-0	Memphis	L 7-6	Memphis	L 5-3	Middle Tennessee	L 10-7	UT Martin	W 11-2
Saint Louis	L 3-2	Memphis	W 12-4	Memphis	W 3-0	Middle Tennessee	W 8-4	UT Martin	W 6-0
Eastern Kentucky	L 2-0	Middle Tennessee	L 10-9	Middle Tennessee	L 12-3	Saint Louis	L 8-5	UT Martin	W 11-2
Eastern Kentucky	W 9-4	Middle Tennessee	W 14-10	Middle Tennessee	L 10-9	UALR	W 17-5	Belmont	L 12-8
Washington U.	W 10-2	Middle Tennessee	W 15-5	Middle Tennessee	L 12-6	UT Martin	W 4-3	Morehead State	W 10-2
Murray State	W 5-4	Louisville	W 16-8	UALR	W 10-7	UT Martin	W 13-0	Morehead State	W 12-2
Murray State	L 3-0	Middle Tennessee	W 6-3	Missouri	L 4-2	UT Martin	W 11-7	Morehead State	W 19-1
Morehead State	W 4-3	Middle Tennessee	L 12-2	UT Martin	L 6-0	Missouri	L 12-6	Murray State	L 9-3
Morehead State	W 5-2	Morehead State	W 9-1	UT Martin	L 8-7	Morehead State	L 2-1	Murray State	W 8-5
Morehead State	W 9-8	Austin Peay	L 8-3	UT Martin	W 5-4	Morehead State	W 6-1	Murray State	L 8-4
Eastern Kentucky	W 7-4	Morehead State	L 4-0	Missouri	L 11-10	Morehead State	L 4-3	Saint Louis	W 6-5
Middle Tennessee	W 14-4	Morehead State		Morehead State	L 5-2	OVC Tournament		Tennessee Tech	L 2-0
Middle Tennessee	L 6-5	Morehead State		Morehead State	L 9-7	Morehead State	W 10-9	Tennessee Tech	W 10-4
Middle Tennessee	L 6-4	Morehead State		Morehead State	W 10-8	Eastern Kentucky	W 12-8	Tennessee Tech	W 14-6
				OVC Tournament		Eastern Illinois	W 15-11	OVC Tournament	
				Eastern Illinois	W 6-5	NCAA Regional		Eastern Kentucky	L 13-6
				Middle Tennessee	W 4-0	Southern	W 5-4	Middle Tennessee	L 6-4
				Tennessee Tech	W 9-5	Southern	W 10-3		
				Tennessee Tech	L 10-8	Wichita State	L 7-4		
				Tennessee Tech	L 8-4	Georgia Tech	L 14-5		

RESULTS

2000			2001			2002			2003			2004		
Overall: 37-17			Overall: 34-20			Overall: 37-20			Overall: 31-20			Overall: 29-28		
OVC: 17-6			OVC: 15-6			OVC: 16-5			OVC: 14-6			OVC: 15-11		
Arkansas	L	4-3	Iowa State	W	5-4	Oklahoma	L	5-4	Alabama	W	8-7	Oklahoma	L	7-1
Arkansas	L	3-1	Iowa State	W	3-2	Oklahoma	L	10-1	Alabama	L	16-1	Oklahoma	L	11-5
Arkansas	W	8-7	Iowa State	W	3-0	Oklahoma	L	18-5	Alabama	L	9-4	Oklahoma	L	10-2
Martin Methodist	W	3-2	Mississippi	L	1-0	Wichita State	L	9-4	Memphis	W	5-0	Arkansas State	W	12-9
Iowa State	W	11-4	Mississippi	L	14-3	Wichita State	L	8-7	Memphis	L	6-1	Mississippi	L	8-1
Iowa State	W	4-0	Mississippi	W	5-2	Arkansas State	W	2-1	Memphis	L	14-6	Mississippi	L	15-6
Iowa State	W	4-3	Jackson State	W	13-4	Memphis	L	9-1	Arkansas State	L	7-3	Brescia U.	W	6-0
Memphis	W	9-4	South Alabama	L	2-1	Memphis	W	7-4	Southern Miss.	W	9-2	Brescia U.	W	8-0
Missouri State	W	11-6	South Alabama	L	6-1	Memphis	W	11-3	Southern Miss.	L	7-5	Saint Louis	W	7-4
Missouri State	W	5-3	Arkansas State	W	7-0	Evansville	L	7-5	Southern Miss.	L	14-2	Alabama	L	10-1
Mississippi	L	5-1	Harris-Stowe	W	7-0	Culver Stockton	W	4-3	Missouri	L	9-8	Alabama	L	2-0
Mississippi	L	7-4	Central Oklahoma	W	7-0	Culver Stockton	W	13-5	Saint Louis	W	9-4	Alabama	L	20-0
Missouri	W	14-8	Oklahoma State	L	10-7	Culver Stockton	W	13-10	Lipscomb	W	9-3	Central Michigan	W	7-5
UT Martin	W	13-4	Princeton	L	12-4	Missouri State	L	5-3	Lipscomb	W	6-5	Central Michigan	W	7-2
UT Martin	W	6-0	Arkansas State	W	6-4	Missouri State	L	11-9	Lincoln	W	17-0	Missouri State	W	5-2
Memphis	W	12-9	Morehead State	L	4-3	Missouri State	L	9-3	Lincoln	W	7-2	Missouri State	W	8-2
Eastern Illinois	L	2-1	Morehead State	W	8-6	Saint Louis	W	9-2	Missouri Valley	W	5-0	Missouri State	L	6-2
Eastern Illinois	W	16-7	Morehead State	W	5-1	Murray State	W	7-2	Missouri Valley	W	4-3	Southern Illinois	L	6-5
Westminster	W	15-1	Lipscomb	L	3-2	Murray State	W	6-5	Southern Illinois	W	7-5	Missouri	L	6-3
Austin Peay	W	4-1	Lipscomb	W	7-1	Murray State	L	8-4	Tennessee Tech	W	5-0	Murray State	W	19-5
Austin Peay	W	10-3	William Woods	W	24-3	Missouri	W	8-5	Tennessee Tech	W	6-5	Murray State	W	6-2
Austin Peay	W	12-7	Belmont	W	3-1	Southern Illinois	W	8-2	Lipscomb	W	5-2	Murray State	L	16-3
Belmont	L	3-1	Belmont	W	11-10	Eastern Kentucky	W	7-4	Lipscomb	W	6-2	Oklahoma State	L	10-8
Belmont	L	1-0	Saint Louis	W	13-1	Eastern Kentucky	W	2-0	Southern Illinois	W	4-3	Oklahoma State	W	4-2
Southern Illinois	W	8-6	Saint Louis	W	10-6	Eastern Kentucky	L	9-6	Eastern Kentucky	W	15-5	Jacksonville State	L	12-2
Middle Tennessee	W	3-2	Murray State	L	6-5	Arkansas State	L	6-1	Eastern Kentucky	L	10-9	Jacksonville State	W	10-3
Middle Tennessee	W	2-0	Murray State	W	3-2	Evansville	W	15-5	Eastern Kentucky	L	8-5	Jacksonville State	L	15-14
Middle Tennessee	L	8-5	Murray State	W	7-3	UT Martin	W	16-3	Arkansas State	W	7-6	Free-Hardeman	W	12-4
Missouri Baptist	L	5-4	Missouri	L	7-4	UT Martin	W	12-8	Middle Tennessee	L	11-9	Samford	W	7-5
Saint Louis	L	5-4	Southern Illinois	W	11-5	UT Martin	W	12-2	Eastern Illinois	L	5-1	Samford	W	9-1
UT Martin	W	8-7	Eastern Kentucky	W	8-2	Southern Illinois	L	10-5	Eastern Illinois	L	5-4	Samford	W	12-8
UT Martin	W	8-5	Eastern Kentucky	W	7-0	Lipscomb	W	3-1	Eastern Illinois	W	22-9	Saint Louis	L	6-4
UT Martin	W	16-0	Eastern Kentucky	L	9-2	Oklahoma State	W	5-3	Kansas State	W	9-5	Austin Peay	L	3-2
Arkansas State	W	10-9	Memphis	W	14-4	Austin Peay	W	14-9	Austin Peay	W	9-3	Austin Peay	L	15-4
Southern Illinois	W	19-17	Memphis	L	13-5	Austin Peay	W	8-6	Austin Peay	L	4-2	Austin Peay	W	9-7
Morehead State	W	11-1	UT Martin	W	7-0	Austin Peay	W	6-2	Austin Peay	W	8-6	Southern Illinois	L	9-6
Morehead State	W	7-0	UT Martin	W	18-9	Saint Louis	W	5-4	Missouri	L	11-10	Eastern Illinois	L	6-5
Morehead State	W	3-2	UT Martin	L	8-6	Tennessee Tech	W	7-2	UT Martin	W	9-1	Eastern Illinois	L	6-5
Arkansas State	W	7-4	Missouri	L	8-5	Tennessee Tech	L	9-2	UT Martin	W	14-2	Eastern Illinois	W	4-3
Murray State	L	5-4	Southern Illinois	W	19-1	Tennessee Tech	W	12-6	UT Martin	W	20-5	Eastern Kentucky	L	11-4
Murray State	W	4-1	Missouri State	W	11-9	Missouri	W	5-2	Missouri State	L	3-1	Eastern Kentucky	L	3-0
Murray State	L	9-3	Austin Peay	W	1-0	Eastern Illinois	W	9-2	Missouri State	L	11-5	Morehead State	W	10-5
Saint Louis	L	10-9	Austin Peay	W	11-0	Eastern Illinois	W	7-1	Morehead State	W	11-4	Morehead State	W	3-1
Tennessee Tech	L	9-8	Austin Peay	W	4-3	Eastern Illinois	L	8-4	Morehead State	W	22-8	Morehead State	W	17-10
Tennessee Tech	W	8-5	Tennessee Tech	W	3-1	Arkansas	W	5-1	Morehead State	L	7-5	Arkansas State	W	6-4
Tennessee Tech	W	15-11	Tennessee Tech	W	7-3	Arkansas	W	5-4	Murray State	W	13-8	Tennessee Tech	W	5-3
Missouri	W	9-6	Tennessee Tech	W	11-0	Morehead State	W	9-3	Murray State	W	10-4	Tennessee Tech	W	3-2
Eastern Kentucky	W	10-4	Memphis	L	2-1	Morehead State	W	9-2	Murray State	W	6-0	Tennessee Tech	L	11-4
Eastern Kentucky	W	6-5	Memphis	L	13-3	Morehead State	L	16-10	OVC Tournament			Missouri	L	12-11
Eastern Kentucky	L	11-4	Eastern Illinois	W	6-2	OVC Tournament			Eastern Kentucky	L	12-6	UT Martin	W	9-2
Middle Tennessee	L	3-2	Eastern Illinois	L	9-7	Morehead State	W	9-6	Austin Peay	W	4-0	UT Martin	W	12-4
Austin Peay	W	13-0	Eastern Illinois	L	12-5	Murray State	L	4-3	Murray State	L	4-3	UT Martin	L	17-16
Eastern Kentucky	W	15-5	OVC Tournament			Austin Peay	W	7-5	OVC Tournament			OVC Tournament		
Middle Tennessee	L	11-4	Austin Peay	L	9-4	Tennessee Tech	W	9-2	OVC Tournament			Eastern Illinois	L	18-9
			Eastern Illinois	L	2-1	Tennessee Tech	W	13-1	OVC Tournament			Austin Peay	W	6-1
						NCAA Regional						Eastern Kentucky	W	9-7
						Alabama	W	7-4				Jacksonville State	W	7-6
						Florida Atlantic	L	12-6				Jacksonville State	L	5-1
						Alabama	L	7-4						

YEAR-BY-YEAR

2005			2006			2007			2008			2009		
Overall: 24-32			Overall: 23-33			Overall: 32-24			Overall: 26-26			Overall: 26-25		
OVC: 15-12			OVC: 11-16			OVC: 16-10			OVC: 12-13			OVC: 12-11		
Tulane	L	9-0	Arkansas State	L	4-3	Jackson State	W	7-4	Ark.-Pine Bluff	L	4-2	Alabama	L	5-1
Tulane	L	6-3	McNeese State	W	8-1	Jackson State	W	2-0	Ark.-Pine Bluff	W	13-2	Alabama	W	8-3
Tulane	L	9-3	McNeese State	L	7-6	Jackson State	L	12-10	Ark.-Pine Bluff	W	15-3	Alabama	W	8-4
Southeastern La.	W	5-2	McNeese State	L	10-0	South Dakota State	L	5-2	Northern Colorado	L	4-1	Lyon	W	11-6
Southeastern La.	L	6-2	Jackson State	W	7-5	South Dakota State	W	7-4	Northern Colorado	L	4-2	Purdue	W	13-10
Southeastern La.	W	14-7	Jackson State	W	8-7	South Dakota State	W	1-0	Northern Colorado	L	7-3	Purdue	L	9-2
Saint Louis	W	8-3	Jackson State	W	9-6	Cleveland State	W	3-1	Northern Colorado	W	14-13	Saint Louis	W	6-5
Bradley	L	1-0	Evansville	L	7-6	Cleveland State	W	5-1	Lyon	W	6-0	St. Catharine	L	11-9
Bradley	L	6-1	Southeastern La.	L	8-0	Arkansas State	L	6-5	Saint Louis	L	9-5	Northern Iowa	L	3-1
Bradley	L	8-3	Indiana State	L	8-1	Saint Louis	W	5-2	Memphis	W	9-8	Northern Iowa	W	20-8
South Dakota State	W	7-2	Indiana State	L	10-6	Illinois State	L	8-5	Memphis	W	6-5	Northern Iowa	W	7-6
Southern Illinois	W	7-3	South Dakota State	W	5-1	Illinois State	L	8-2	Memphis	L	2-0	Northern Iowa	L	11-5
Freed-Hardeman	W	8-1	South Dakota State	W	6-5	Illinois State	L	5-4	Tennessee Tech	W	16-3	Northern Illinois	W	8-6
Mississippi	L	6-5	South Dakota State	L	8-5	Bethel Coll.	W	4-2	Tennessee Tech	L	8-3	Northern Illinois	W	15-5
Mississippi	L	3-0	Memphis	L	5-1	Ark.-Pine Bluff	W	5-0	Tennessee Tech	W	7-3	Northern Illinois	W	11-10
Central Michigan	L	4-2	Memphis	L	15-1	Ark.-Pine Bluff	W	8-3	Missouri State	W	6-2	Northern Illinois	L	17-10
Central Michigan	W	4-3	Missouri State	L	5-2	Ark.-Pine Bluff	W	19-0	Missouri State	L	7-6	Missouri State	L	13-2
Central Michigan	L	5-3	UT Martin	L	3-2	Central Arkansas	W	12-5	UT Martin	W	19-6	Missouri State	L	16-3
Murray State	L	7-6	UT Martin	L	2-1	Central Arkansas	L	13-11	Vanderbilt	W	12-8	Tennessee Tech	W	14-2
Murray State	W	15-10	UT Martin	L	1-0	UT Martin	W	7-6	Evansville	L	8-7	Tennessee Tech	W	4-3
Murray State	L	7-6	Missouri	W	3-2	UT Martin	W	7-5	Murray State	L	5-3	Tennessee Tech	W	7-4
Arkansas State	L	9-0	Murray State	W	1-0	UT Martin	W	18-8	Murray State	W	3-2	UT Martin	W	6-5
Jacksonville State	L	6-3	Murray State	W	5-0	Freed-Hardeman	W	5-0	Murray State	W	9-8	UT Martin	W	9-7
Jacksonville State	W	3-0	Murray State	W	7-0	Freed-Hardeman	W	27-16	Southern Illinois	W	11-4	UT Martin	W	12-8
Jacksonville State	L	8-7	Saint Louis	L	11-10	Murray State	W	6-5	Arkansas State	L	8-3	Arkansas State	L	12-1
Saint Louis	W	3-2	Southern Illinois	W	13-11	Murray State	W	17-3	Jacksonville State	L	16-6	Jacksonville State	W	18-4
Missouri	W	8-5	Jacksonville State	L	9-3	Murray State	L	6-5	Jacksonville State	L	4-3	Jacksonville State	L	8-7
Samford	L	13-5	Jacksonville State	W	8-6	Missouri State	L	16-3	Jacksonville State	L	10-7	Jacksonville State	W	7-4
Samford	W	3-1	Jacksonville State	L	21-7	Missouri State	L	9-5	Southern Illinois	L	5-4	Southern Illinois	L	7-0
Samford	L	4-2	Southern Illinois	L	8-5	Jacksonville State	L	4-3	Samford	L	11-6	Murray State	L	25-2
Missouri	L	10-2	Missouri	W	9-5	Jacksonville State	W	5-3	Samford	W	11-10	Murray State	L	3-1
Austin Peay	W	6-4	Samford	L	6-5	Jacksonville State	W	3-2	Samford	W	7-6	Murray State	W	9-6
Austin Peay	L	5-3	Samford	W	7-4	Southern Illinois	L	7-2	Arkansas State	W	12-3	Southern Illinois	L	4-2
Austin Peay	L	11-2	Samford	L	8-6	Samford	W	4-0	Austin Peay	L	6-5	SIU Edwardsville	W	9-5
Arkansas State	L	3-2	Austin Peay	L	7-4	Samford	W	9-0	Austin Peay	L	7-6	SIU Edwardsville	W	9-2
Eastern Illinois	W	9-4	Austin Peay	W	8-4	Samford	L	2-1	Austin Peay	W	10-9	SIU Edwardsville	W	9-4
Eastern Illinois	W	7-2	Austin Peay	L	7-2	Southern Illinois	W	9-7	Eastern Illinois	W	16-7	Evansville	W	9-4
Eastern Illinois	W	5-3	Kansas	L	6-0	Austin Peay	L	4-2	Eastern Illinois	L	15-3	Arkansas State	L	17-11
Southern Illinois	L	7-3	Missouri	L	14-3	Austin Peay	L	4-0	Eastern Illinois	L	6-5	Austin Peay	W	12-9
Eastern Kentucky	L	3-2	Eastern Illinois	L	7-6	Austin Peay	W	16-14	Eastern Kentucky	W	5-4	Austin Peay	L	9-5
Eastern Kentucky	L	12-11	Eastern Illinois	L	5-1	Memphis	L	12-6	Eastern Kentucky	L	3-1	Austin Peay	W	13-3
Eastern Kentucky	L	3-1	Eastern Illinois	W	4-3	Memphis	L	19-8	Eastern Kentucky	W	8-7	Eastern Illinois	L	8-7
Evansville	L	13-6	Eastern Kentucky	W	11-2	Eastern Illinois	W	10-5	Central Arkansas	W	12-4	Eastern Illinois	L	8-7
Morehead State	W	8-7	Eastern Kentucky	L	8-3	Eastern Illinois	L	14-4	Central Arkansas	L	12-2	Eastern Kentucky	L	14-13
Morehead State	L	3-0	Eastern Kentucky	L	6-5	Eastern Illinois	W	10-4	Morehead State	L	10-8	Eastern Kentucky	W	12-2
Morehead State	W	16-4	Morehead State	L	7-4	Eastern Kentucky	W	1-0	Morehead State	W	9-6	Eastern Kentucky	L	11-10
Tennessee Tech	W	20-10	Morehead State	L	4-0	Eastern Kentucky	L	2-1	Morehead State	L	13-12	Morehead State	L	12-10
Tennessee Tech	W	10-1	Morehead State	W	13-7	Morehead State	W	4-3	OVC Tournament			Morehead State	L	10-3
Tennessee Tech	W	16-12	Saint Louis	W	7-6	Morehead State	W	3-2	Austin Peay	W	5-2	Morehead State	L	9-6
Missouri State	L	10-2	Tennessee Tech	W	10-5	Morehead State	L	9-8	Jacksonville State	L	7-6	OVC Tournament		
Missouri State	L	11-6	Tennessee Tech	L	9-5	Tennessee Tech	L	6-5	Tennessee Tech	W	8-4	Tennessee Tech	L	9-5
UT Martin	W	6-4	Tennessee Tech	W	21-10	Tennessee Tech	W	9-2	Jacksonville State	W	6-4	Morehead State	L	7-5
UT Martin	W	4-2	OVC Tournament			Tennessee Tech	L	9-6	Eastern Illinois	L	7-4			
UT Martin	W	4-3	Eastern Illinois	W	7-6	OVC Tournament								
OVC Tournament			Samford	L	11-5	Murray State	W	10-7						
Murray State	L	4-3	Austin Peay	W	10-9	Jacksonville State	L	15-2						
Morehead State	L	6-1	Eastern Kentucky	L	14-10	Samford	L	5-1						

RESULTS

2010 Overall: 30-25 OVC: 13-9

Auburn	W	13-8
Auburn	L	9-8
Auburn	L	6-1
Fort Wayne	W	5-0
Fort Wayne	W	3-2
Fort Wayne	W	6-5
Saint Louis	L	10-6
Michigan State	L	8-7
Mississippi State	L	3-2
Mississippi State	L	10-7
Michigan State	L	9-0
Missouri State	W	12-11
North Dakota	W	15-4
North Dakota	L	6-5
North Dakota	W	14-4
Freed-Hardeman	W	13-1
Valparaiso	W	17-4
Valparaiso	W	5-3
Valparaiso	W	8-7
Saint Louis	W	8-4
Arkansas State	W	6-4
Morehead State	W	23-10
Morehead State	L	12-11
Morehead State	W	15-7
Eastern Kentucky	W	17-9
Eastern Kentucky	W	7-4
Eastern Kentucky	W	8-7
Southern Illinois	L	16-11
Tennessee Tech	W	11-9
Tennessee Tech	W	4-3
Tennessee Tech	L	12-8
Arkansas State	L	9-6
UT Martin	L	12-4
UT Martin	L	6-3
UT Martin	W	15-1
Southern Illinois	W	13-1
Harris-Stowe	W	10-2
Jacksonville State	W	10-5
Jacksonville State	W	6-5
Central Arkansas	L	8-7
Central Arkansas	W	13-11
Murray State	L	5-3
Murray State	L	13-9
Mid-Continent	W	16-12
Nebraska	L	6-2
Nebraska	L	20-6
Nebraska	L	10-3
Austin Peay	L	8-4
Austin Peay	W	2-1
Austin Peay	W	10-3
Eastern Illinois	L	7-5
Eastern Illinois	L	8-5
Eastern Illinois	W	10-0

OVC Tournament

Eastern Illinois	L	10-5
Murray State	L	13-9

2011 Overall: 34-22 OVC: 14-8

La.-Laffayette	W	4-2
La.-Laffayette	W	9-1
La.-Laffayette	L	2-4
Harris-Stowe	W	3-0
Ball State	W	12-7
Ball State	L	2-6
Ball State	W	22-8
Central Arkansas	W	6-5
Central Arkansas	W	10-3
Troy	L	0-9
Troy	L	1-2
Troy	L	2-7
North Dakota	L	6-8
North Dakota	W	13-6
North Dakota	W	15-0
Missouri State	W	8-7
Missouri State	L	1-2
Wright State	L	5-6
Wright State	W	5-1
Wright State	L	3-5
Saint Louis	L	8-14
Morehead State	W	3-2
Morehead State	L	4-14
Mid-Continent	W	2-0
Eastern Kentucky	W	7-6
Eastern Kentucky	W	13-6
Eastern Kentucky	L	5-11
Arkansas State	W	8-5
Tennessee Tech	L	5-9
Tennessee Tech	L	4-5
Tennessee Tech	W	13-8
Southern Illinois	W	14-8
Saint Louis	W	6-4
UT Martin	W	8-2
UT Martin	W	8-2
UT Martin	W	8-4
Arkansas State	W	13-7
Jacksonville State	W	9-8
Jacksonville State	L	2-5
Southern Illinois	W	11-4
Murray State	W	5-4
Murray State	W	17-7
UT Martin	L	2-6
UT Martin	L	0-10
UT Martin	W	6-5
Saint Louis	W	3-2
Jacksonville State	L	5-6
Jacksonville State	L	5-7
Ole Miss	L	6-10
Eastern Illinois	W	9-5
Eastern Illinois	W	9-6
Eastern Illinois	W	8-7

OVC Tournament

Jacksonville State	L	2-8
UT Martin	W	12-7
Tennessee Tech	W	6-1
Jacksonville State	L	12-15

2012 Overall: 23-36 OVC: 12-15

Dallas Baptist	L	2-3
Dallas Baptist	L	6-7
Dallas Baptist	L	1-3
New Orleans	W	8-6
Fort Wayne	W	7-1
Fort Wayne	L	4-6
Fort Wayne	W	26-7
Hannibal-LaGrange	W	13-6
Hannibal-LaGrange	W	6-5
Illinois State	L	3-11
Illinois State	L	2-8
Illinois State	L	4-14
Saint Louis	L	11-22
Wright State	W	10-7
Wright State	L	0-2
Wright State	L	5-6
UALR	W	10-7
UALR	L	2-16
New Mexico State	L	1-9
New Mexico State	L	7-23
New Mexico State	L	6-8
Missouri State	L	1-8
Austin Peay	L	5-8
Austin Peay	L	2-5
Austin Peay	L	7-11
Arkansas State	L	5-10
Eastern Illinois	L	1-5
Eastern Illinois	W	12-5
Eastern Illinois	L	0-10
Mid-Continent	L	9-10
Eastern Kentucky	L	1-9
Eastern Kentucky	L	6-9
Eastern Kentucky	W	9-7
Southern Illinois	W	4-1
Morehead State	L	2-7
Morehead State	W	9-4
Morehead State	L	14-16
Arkansas State	W	5-3
Tennessee Tech	W	9-6
Tennessee Tech	L	3-8
Tennessee Tech	W	3-1
Southern Illinois	L	5-9
UT Martin	L	4-5
UT Martin	W	13-1
UT Martin	W	14-2
Saint Louis	L	0-4
Jacksonville State	W	5-3
Jacksonville State	L	3-4
Jacksonville State	L	7-8
Murray State	W	7-1
Murray State	L	2-7
Murray State	W	9-8
SIU Edwardsville	W	9-4
SIU Edwardsville	W	11-4
SIU Edwardsville	L	7-24

OVC Tournament

Jacksonville State	W	4-1
Austin Peay	W	4-3
Eastern Illinois	L	6-7
Austin Peay	L	6-10

Head Coach Steve Bieser

2013 Overall: 26-33 OVC: 13-17

New Orleans	W	7-4
New Orleans	W	6-1
New Orleans	W	11-2
Harris-Stowe	W	12-1
Mid-Continent	W	9-1
North Dakota State	L	2-7
North Dakota State	L	6-9
North Dakota State	W	13-7
Saint Louis	L	4-8
Oral Roberts	L	1-3
Oral Roberts	L	3-4
Oral Roberts	W	6-5
UALR	L	2-3
UALR	W	4-3
Belmont	W	1-0
Belmont	L	6-11
Belmont	L	2-6
Creighton	L	2-17
Eastern Kentucky	W	8-6
Eastern Kentucky	W	5-3
Eastern Kentucky	L	1-7
Saint Louis	L	6-7
Morehead State	L	2-4
Morehead State	W	10-5
Morehead State	L	8-11
Missouri State	L	4-11
UT Martin	W	8-5
UT Martin	W	9-6
UT Martin	W	7-2
Arkansas State	L	8-9
SIUE	L	0-4
SIUE	W	8-4
SIUE	W	13-11
Southern Illinois	L	3-25
Austin Peay	L	4-9
Austin Peay	W	5-3
Austin Peay	W	14-8
Arkansas State	L	4-5
Eastern Illinois	L	2-4
Eastern Illinois	W	25-6
Eastern Illinois	L	3-13
Southern Illinois	L	2-3
Jacksonville State	L	8-9
Jacksonville State	L	3-4
Jacksonville State	L	2-5
Missouri	W	9-7
Murray State	L	0-4
Murray State	L	4-5
Murray State	W	7-4
Tennessee Tech	L	1-16
Tennessee Tech	L	6-11
Tennessee Tech	L	1-5
Memphis	L	6-8
Memphis	W	3-2
Memphis	W	9-4

Belmont	W	9-6
Tennessee Tech	L	1-5
Belmont	W	2-1
Eastern Kentucky	L	9-12

2014 Overall: 37-20 OVC: 23-7

Oral Roberts	W	10-4
Oral Roberts	W	7-5
Oral Roberts	L	2-6
UALR	L	0-1
Harris-Stowe	W	6-4
Fort Wayne	W	18-0
Fort Wayne	W	7-6
Fort Wayne	W	6-4
Arkansas State	L	4-8
Memphis	L	4-8
Memphis	L	5-9
Memphis	L	2-3
Belmont	W	11-1
Belmont	W	6-3
Belmont	W	7-0
Missouri State	W	6-5
Eastern Kentucky	W	15-8
Eastern Kentucky	W	13-11
Eastern Kentucky	W	9-4
Saint Louis	L	8-11
Morehead State	L	8-9
Morehead State	L	1-6
Morehead State	W	7-1
Mississippi State	L	2-3
UT Martin	W	13-0
UT Martin	W	9-3
UT Martin	W	11-1
Arkansas State	W	7-0
SIUE	W	8-7
SIUE	W	8-7
SIUE	W	12-1
Southern Illinois	W	5-4
Austin Peay	L	4-22
Austin Peay	W	10-9
Austin Peay	W	19-7
Saint Louis	W	6-2
Eastern Illinois	W	7-5
Eastern Illinois	W	11-7
Eastern Illinois	L	3-10
Southern Illinois	L	2-5
Jacksonville State	W	11-6
Jacksonville State	W	1-0
Jacksonville State	L	3-5
Missouri	L	5-6
Murray State	W	6-5
Murray State	W	8-6
Murray State	L	6-11
Tennessee Tech	W	12-8
Tennessee Tech	W	9-8
Tennessee Tech	L	10-21
Vanderbilt	L	4-10
Fort Wayne	W	6-3
Fort Wayne	W	9-7



YEAR-BY-YEAR RESULTS

Fort Wayne	W	8-6	Belmont	L	2-7
OVC Tournament					
Eastern Illinois	W	8-6	Tennessee Tech	W	14-1
Tennessee Tech	L	2-9	Belmont	W	9-4
Jacksonville State	L	2-6	Morehead State	L	3-16
2015					
Overall: 36-23					
OVC: 22-8					
Bowling Green	L	6-7	at Lamar	L	1-2
Bowling Green	W	6-5	at Lamar	L	1-2
Bowling Green	W	5-1	at Lamar	L	2-5
Alcorn State	W	13-6	at Alcorn State	W	17-4
Illinois State	L	3-7	at Ark.-Pine Bluff	W	10-0
Illinois State	L	3-8	at Ark.-Pine Bluff	W	9-2
Illinois State	L	5-6	at Ark.-Pine Bluff	W	8-2
Bradley	L	3-6	at Southern Illinois	L	5-6
Bradley	W	7-2	Central Arkansas	W	6-0
Bradley	L	0-5	Central Arkansas	L	0-1
Eastern Kentucky	L	1-5	Central Arkansas	W	6-2
Eastern Kentucky	W	12-6	at Ole Miss	L	2-10
Eastern Kentucky	W	13-1	at Ole Miss	L	4-6
Saint Louis	W	9-7	at Eastern Kentucky	W	2-1
Morehead State	W	8-6	at Eastern Kentucky	W	7-3
Morehead State	L	7-11	at Eastern Kentucky	W	4-1
Morehead State	W	14-6	at Missouri	W	7-2
Arkansas	L	3-4	at Missouri	L	6-13
Arkansas	W	12-11	Morehead State	W	5-1
UT Martin	W	16-2	Morehead State	W	5-4
UT Martin	W	13-0	Morehead State	W	6-5
UT Martin	W	5-4	Harris-Stowe	W	18-10
Saint Louis	W	13-1	at UT Martin	W	19-6
Arkansas State	W	6-5	at UT Martin	W	15-6
SIUE	L	4-8	at UT Martin	W	26-2
SIUE	W	10-0	SIUE	W	9-5
SIUE	W	22-8	SIUE	W	4-0
Arkansas State	L	10-12	SIUE	W	20-11
Austin Peay	L	1-5	Arkansas State	W	4-2
Austin Peay	W	3-2	at Austin Peay	L	1-6
Austin Peay	W	12-11	at Austin Peay	L	6-8
Missouri State	L	1-2	at Austin Peay	W	7-3
Eastern Illinois	W	21-1	at Arkansas State	W	13-8
Eastern Illinois	L	5-9	Eastern Illinois	W	15-1
Eastern Illinois	W	5-0	Eastern Illinois	W	12-11
Southern Illinois	W	7-4	Eastern Illinois	W	20-7
Jacksonville State	W	5-4	at Saint Louis	W	10-3
Jacksonville State	W	9-5	at Jacksonville State	L	2-6
Jacksonville State	W	6-3	at Jacksonville State	W	13-6
Southern Illinois	L	2-6	at Jacksonville State	W	11-2
Murray State	W	10-3	Murray State	W	10-3
Murray State	W	17-12	Murray State	L	3-4
Murray State	W	10-2	Murray State	W	7-4
Missouri S&T	W	11-10	Saint Louis	L	8-12
Tennessee Tech	W	9-1	at Tennessee Tech	L	2-7
Tennessee Tech	L	5-11	at Tennessee Tech	L	3-4
Tennessee Tech	L	10-11	at Tennessee Tech	W	7-1
Missouri	W	8-5	Stephen F. Austin	L	2-3
Indiana State	L	7-8	Stephen F. Austin	W	15-6
Indiana State	L	3-4	Stephen F. Austin	W	9-5
Indiana State	L	7-8	Belmont	W	9-2
Belmont	W	12-0	Belmont	L	3-4
Belmont	L	5-11	Belmont	L	5-6
Belmont	W	13-7	OVC Tournament		
OVC Tournament			Morehead State	W	3-0

Jacksonville State	L	7-11
Austin Peay	W	10-4
Jacksonville State	W	10-7
Jacksonville State	W	14-8
NCAA Starkville Regional		
Mississippi State	L	5-9
Louisiana Tech	L	4-9

Head Coach
Andy Sawyers

2017
Overall: 29-26
OVC: 16-14

vs. UT Arlington	W	4-3
at Stephen F. Austin	L	2-3
vs. UT Arlington	L	3-5
at Stephen F. Austin	W	3-1
Western Illinois	W	22-2
Western Illinois	W	5-4
Western Illinois	W	5-1
Purdue	L	0-4
Purdue	L	5-13
Purdue	W	17-7
at Morehead State	L	9-12
at Morehead State	L	5-17
at Morehead State	L	2-3
Missouri State	W	5-4
UT Martin	W	14-1
UT Martin	W	5-4
UT Martin	W	13-4
at Central Arkansas	L	4-5
at SIU Edwardsville	W	8-3
at SIU Edwardsville	L	10-15
at SIU Edwardsville	L	5-7
at #23 Missouri	W	6-5
Austin Peay	W	5-3
Austin Peay	W	10-0
Austin Peay	L	7-11
at Arkansas State	L	1-10
Arkansas State	W	10-4
at Eastern Illinois	W	7-3
at Eastern Illinois	L	4-5
at Eastern Illinois	W	7-6
at Southern Illinois	L	2-4
Jacksonville State	W	7-6
Jacksonville State	W	1-0
Jacksonville State	L	7-17
Saint Louis	W	13-2
at Murray State	L	7-9
at Murray State	W	4-3
at Murray State	L	1-11
Southern Illinois	L	5-7
Tennessee Tech	L	4-8
Tennessee Tech	L	8-9
Tennessee Tech	W	11-9
at Saint Louis	L	5-6
at Western Michigan	W	12-6
at Western Michigan	W	8-5
at Western Michigan	L	6-8
at Belmont	W	4-1
at Belmont	L	5-6
at Belmont	L	10-11
Eastern Kentucky	W	14-6
Eastern Kentucky	W	8-4
Eastern Kentucky	W	16-3

OVC Tournament

vs. Jacksonville State	W	13-10
vs. Tennessee Tech	L	9-14
vs. Murray State	L	5-8

2018
Overall: 27-30
OVC: 20-10

at College of Charleston	L	3-6
at College of Charleston	L	0-6
at College of Charleston	L	4-5
at Arkansas State	L	6-7
Bowling Green	L	7-9
Bowling Green	W	8-4
Bowling Green	L	2-5
Bowling Green	W	9-7
at Memphis	L	2-3
South Dakota State	W	12-8
South Dakota State	L	4-7
South Dakota State	L	5-6
Southern Illinois	L	0-5
Morehead State	W	5-4
Morehead State	W	10-3
Morehead State	L	4-8
at Central Arkansas	L	3-7
at Central Arkansas	L	4-5
at Central Arkansas	L	4-5
at UT Martin	L	7-8
at UT Martin	W	17-1
at UT Martin	W	8-7
at Missouri State	L	5-10
SIUE	W	11-6
SIUE	W	7-0
SIUE	W	11-10
at Austin Peay	L	5-6
at Austin Peay	L	6-7
at Austin Peay	W	20-4
Saint Louis	W	4-2
Eastern Illinois	L	3-5
Eastern Illinois	W	3-1
Eastern Illinois	W	13-1
McKendree	W	15-0
at Jacksonville State	L	0-7
at Jacksonville State	L	6-7 ^(11 inn.)
at Jacksonville State	W	4-1
Saint Louis	W	10-8
Murray State	W	7-4
Murray State	W	8-6
Murray State	W	7-5
at Southern Illinois	L	0-2
at Tennessee Tech	L	6-7
at Tennessee Tech	L	2-6
at Tennessee Tech	W	10-6
at Saint Louis	L	2-5
at Lipscomb	L	6-7
at Lipscomb	L	7-8
Belmont	W	9-8
Belmont	W	9-8
Belmont	L	6-10
at Georgia Tech	L	5-8
at Eastern Kentucky	W	7-2
at Eastern Kentucky	W	7-6
at Eastern Kentucky	W	10-9

OVC Tournament

vs. Murray State	W	5-2
vs. Morehead State	L	9-18
vs. Jacksonville State	L	0-11

OVC TOURNAMENT HISTORY

OVC Tournament Appearances

1992.....	1-2
1995.....	2-2 (2 nd)
1996.....	1-2
1997.....	3-2 (2 nd)
1998.....	3-0 (1 st)
1999.....	0-2
2000.....	2-2 (2 nd)
2001.....	0-2
2002.....	4-1 (1 st)
2003.....	1-2
2004.....	3-2 (2 nd)
2005.....	0-2
2006.....	2-2
2007.....	1-2
2008.....	3-2 (2 nd)
2009.....	0-2
2010.....	0-2
2011.....	2-2
2012.....	2-2
2013.....	2-2
2014.....	1-2
2015.....	3-2 (2 nd)
2016.....	4-1 (1 st)
2017.....	1-2
2018.....	1-2
Overall Record.....	42-46

OVC Tournament Record vs.

Austin Peay.....	9-4
Belmont.....	3-1
Eastern Illinois.....	4-5
Eastern Kentucky.....	4-4
Jacksonville State.....	7-8
Middle Tennessee.....	2-6
Murray State.....	2-5
Morehead State.....	4-5
Samford.....	0-2
Tennessee Tech.....	6-6
UT Martin.....	1-0

OVC Tournament Record by Seed

No. 1.....	12-6
No. 2.....	5-8
No. 3.....	1-2
No. 4.....	0-4
No. 5.....	4-6
No. 6.....	9-8

*Seedings began in 2000

OVC Regular Season Titles

Eastern Kentucky.....	16
Middle Tennessee.....	13
Murray State.....	11
Austin Peay.....	9
Tennessee Tech.....	9
Morehead State.....	8
Western Kentucky.....	5
Eastern Illinois.....	4
Southeast Missouri.....	4
Jacksonville State.....	2
East Tennessee.....	1
Samford.....	1

OVC Tournament Titles

Middle Tennessee.....	10
Austin Peay.....	6
Eastern Kentucky.....	4
Jacksonville State.....	4
Tennessee Tech.....	4
Morehead State.....	4
Southeast Missouri.....	3
Eastern Illinois.....	2
Murray State.....	2
Western Kentucky.....	1

Year-by-Year OVC Tournament Champions

1962.....	Eastern Kentucky
1964.....	Murray State
1965.....	Murray State
1966.....	Eastern Kentucky
1967.....	Eastern Kentucky
1968.....	Middle Tennessee
1969.....	Morehead State
1970.....	Murray State
1971.....	Austin Peay
1973.....	Morehead State
1974.....	Murray State
1975.....	Murray State
1976.....	Middle Tennessee
1977.....	Morehead State
1978.....	East Tennessee
1979.....	Murray State
1980.....	Western Kentucky
1981.....	Middle Tennessee
1982.....	Middle Tennessee
1983.....	Morehead State
1984.....	Eastern Kentucky
1985.....	Eastern Kentucky
1986.....	Eastern Kentucky
1987.....	Middle Tennessee
1988.....	Middle Tennessee

1989.....	Eastern Kentucky
1990.....	Middle Tennessee
1991.....	Middle Tennessee
1992.....	Middle Tennessee
1993.....	Morehead State
1994.....	Middle Tennessee
1995.....	Middle Tennessee
1996.....	Austin Peay
1997.....	Tennessee Tech
1998.....	Southeast Missouri
1999.....	Eastern Illinois
2000.....	Middle Tennessee
2001.....	Tennessee Tech
2002.....	Southeast Missouri
2003.....	Murray State
2004.....	Jacksonville State
2005.....	Austin Peay
2006.....	Jacksonville State
2007.....	Austin Peay
2008.....	Eastern Illinois
2009.....	Tennessee Tech
2010.....	Jacksonville State
2011.....	Austin Peay
2012.....	Austin Peay
2013.....	Austin Peay
2014.....	Jacksonville State
2015.....	Morehead State
2016.....	Southeast Missouri
2017.....	Tennessee Tech
2018.....	Morehead State



HONORS &

OVC Regular-Season Titles

Year	Coach
2002	Mark Hogan
2014	Steve Bieser
2015	Steve Bieser
2016	Steve Bieser

OVC Tournament Titles

Year	Coach
1998	Mark Hogan
2002	Mark Hogan
2016	Steve Bieser

OVC Coach of the Year

2002	Mark Hogan
2014	Steve Bieser
2016	Steve Bieser

OVC Player of the Year

1995	Rex Crosnoe
2000	Jeremy Johnson
2001	Clemente Bonilla
2011	Trenton Moses
2012	Trenton Moses
2014	Matt Tellor

OVC Pitcher of the Year

1995	David Michel
1998	Ryan Spille
2001	Todd Pennington
2002	Brad Purcell
2003	Tim Alvarez
2014	Travis Hayes
2015	Joey Lucchesi
2016	Joey Lucchesi

OVC Rookie of the Year

2000	Jeffrey Hilz
2003	Justin Christian
2007	Jim Klocke
2010	Shae Simmons

First-Team All-OVC

1992	Todd Shylanski, C
1993	Rex Crosnoe, C Scott Pruneau, UT
1994	Rex Crosnoe, C
1995	Tom Bruer, 3B Rex Crosnoe, C David Michel, P Troy Pehle, P Kerry Robinson, OF Tom Bruer, UT
1996	LaMonte Collier, OF
1997	Ryan Spille, P
1998	Jeremy Johnson, OF Ryan Spille, P
1999	Lanson Debrock, P Jeffrey Hilz, P Jeremy Johnson, OF Darin Kinsolving, 1B Charlie Marino, OF
2000	Clemente Bonilla, 2B Zach Borowiak, SS Jeff Bourbon, C
2001	Vern Hatton, OF Brad Purcell, P Denver Stuckey, 3B
2002	Tim Alvarez, P Justin Christian, 2B Brian Hopkins, OF
2003	Brad Smith, P
2004	Eric Horstman, 3B
2005	Levi Olson, C Omar Padilla, 2B
2006	Asif Shah, UT
2007	Tyrell Cummings, OF

2009	Jim Klocke, C Matt Wagner, 1B Jim Klocke, C Tyrell Cummings, OF
2010	Jim Klocke, C Casey Jones, UT Shae Simmons, RP
2011	Trenton Moses, 3B Michael Adamson, OF
2012	Derek Gibson, OF Trenton Moses, 3B
2014	Derek Gibson, OF Travis Hayes, SP Matt Tellor, 1B Joey Lucchesi, SP Branden Boggetto, SS Chris Osborne, OF Garrett Gandolfo, DH Joey Lucchesi, SP Robert Beltran, SP
2017	Dan Holst, OF
2018	Justin Dirden, OF Trevor Ezell, INF Carlos Vega, RHP

Second-Team All-OVC

1992	Rhett Pierce, OF
1993	Darrell Dannenmueller, P Kerry Robinson, OF
1994	Mat Mitts, P Sherron Rives, SS Brian Schaeffer, OF Brian Schaeffer, OF
1995	LaMonte Collier, OF
1996	Rusty Curran, SS
1997	Mike Miller, UT
1998	Steve Lowe, SS Charlie Marino, OF Jason Swearingen, P Kyle Yount, 2B



AWARDS

1999	Dan Huesgen, P
2000	Kevin Meyer, OF
2002	Tim Alvarez, P Clemente Bonilla, 2B Zach Borowiak, SS Tristen McDonald, C Brandon Smith, P
2003	Zach Borowiak, SS Tristen McDonald, C Denver Stuckey, 3B
2004	Eric Horstman, IF Frank Montiel, OF
2007	Dustin Renfrow, P
2009	Louie Haseltine, DH
2010	Kenton Parmley, SS Louie Haseltine, OF Michael Adamson, OF Kyle Guimeny, P
2011	Jordan Underwood, P Logan Mahon, P
2012	Kenton Parmley, SS Shae Simmons, P
2015	Ryan Rippee, 1B Branden Boggetto, SS Garrett Gandolfo, DH Andy Lennington, UTIL
2016	Trevor Ezell, 2B Clay Chandler, SP
2017	Brian Lees, C Chris Osborne, OF Justin Murphy, SP Clay Chandler, SP

Honorable Mention

1994	Richie Pierce, P
1996	Shawn Clark, 1B Jason Swearingen, P
1998	Darin Kinsolving, 3B
1999	Phil Warren, OF Kyle Yount, 2B
2000	Tommy Thomas, P
2002	Mark Frazier, P Brian Hopkins, OF
2004	Eric Bracamonte, SS

OVC All-Newcomer Team

2006	Andrew Graham, IF Aaron Rave, IF
2007	Nick Harris, OF Jim Klockem, C Josh Syberg, P
2008	Trenton Moses, 3B
2009	Kenton Parmley, SS
2010	Shae Simmons, RP
2012	Ryan Barnes, DH Jason Blum, OF Andy Lennington, UT
2013	Clayton Evans, OF
2015	Trevor Ezell, 3B
2017	Danny Wright, 2B

OVC All-Tournament Team

1995	Rex Crosnoe, C Tom Breuer, INF Kerry Robinson, OF Brian Schaefer, OF Larry Rothweil, P
1997	LaMonte Collier, INF Kyle Yount, INF Mike Miller, UT Jason Swearingen, P
1998	Brad Hoehner, C Steve Lowe, INF Jeremy Johnson, OF (MVP) Charlie Marino, OF Phil Warren, OF
2000	Darin Kinsolving, INF Jeremy Johnson, OF Phil Warren, DH Lanson Debrock, P
2002	Tristen McDonald, C Clemente Bonilla, INF (MVP) Zach Borowiak, INF Vern Hatton, OF Brad Purcell, P
2003	Gary Gilbert, INF Tim Alvarez, P
2004	Ernie Bracamonte, INF Gary Gilbert, INF Eric Horstman, OF Frankie Montiel, OF Derek Herbig, P
2006	Dustin Pritchett, OF
2007	Jim Klocke, UT
2008	Jim Klocke, INF Matt Wagner, INF Matt Wulfers, DH Dustin Renfrow, P
2009	Kenton Parmley, INF
2011	Casey Jones, INF Kenton Parmley, INF Brad LaBruyere, P
2012	Kenton Parmley, INF
2013	Jason Blum, INF
2014	Cole Bieser, OF
2015	Branden Boggetto, INF Travis Hayes, P Dalton Hewitt, OF
2016	Garrett Gandolfo, OF/INF Hunter Leeper, INF Dan Holst, OF Chris Osborne, OF Scott Mitchell, C Joey Lucchesi, P (MVP)
2017	Danny Wright, INF

All-Americans

1968	Keith Newcombe Steve Vaughn
1976	Trae Hastings Dan Wieser Mark Amick

1982	Steve Williams
1983	Steve Williams Lance Hemmer
1989	Dan Shy
1991	Todd Shylanski
1998	Jeff Bourbon Ryan Spille
2000	Zach Borowiak Jeremy Johnson
2001	Clemente Bonilla Todd Pennington
2003	Tim Alvarez Justin Christian
2004	Brad Smith
2007	Nick Harris Jim Klocke
2009	Jim Klocke
2010	Jim Klocke Shae Simmons
2011	Trenton Moses
2012	Trenton Moses
2014	Derek Gibson Matt Tellor Jason Blum
2015	Jason Blum Trevor Ezell
2017	Danny Wright

Dick Howser Award Finalist

2014	Derek Gibson
------	--------------

Lowes Senior CLASS Award Finalist

2010	Jim Klocke
------	------------

Southeast Athletics Hall of Fame

Joe Uhls (Class of 2002)
Steve Williams (Class of 2004)
Ryal Tibi (Class of 2006)
1976 Team (Class of 2006)
Kerry Robinson (Class of 2008)
Dale Meier (Class of 2010)
Clarence Bergman (Class of 2010)
Jeremy Johnson (Class of 2011)
Galen McSpadden (Class of 2012)
Don Metz (Class of 2014)
Trae Hastings (Class of 2015)
Mark Hogan (Class of 2015)
Jim Klocke (Class of 2016)
1998 Team (Class of 2017)

#LETSSOAR



ALL-TIME

A

Abele, Joe 1963-64
 Abernathy, Ryan 2010
 Abrams, Mike 1971
 Adams 1968
 Adamson, Michael 2010-11
 Alberter 1976
 Allen, Shane 2000-01
 Alsdorf, Jamie 1995
 Alsup 1966
 Alvarez, Tim 2002-03
 Amick, Mark 1973-76
 Anderson, Jack 1960
 Apprill, Greg 1981,83
 Arft, George 1960-61
 Ashton, Cody 1985
 Auer, Ron 1971-72

B

Bading, Fred 1977
 Bahr, Ray 1963-65
 Bailey 1993-94
 Baker, Doug 1990-91
 Baker, Randy 1977-80
 Baldwin, Matt 2001-02
 Bann, John 1972
 Barklage, Gary 1981
 Barnes, Larry 1961-62
 Barnes, Ryan 2012-15
 Barnett, Tim 1991

Basler, Connor 2017-present

Basta, Ed 1976-78
 Basta, Larry 1978-79
 Bauman, Terry 1967
 Bazzell, Terry 1973-75,77
 Beatty, Brad 2001
 Beaudean, Joel 1964-67
 Bebej, Jeff 1994-97
 Beever, James 2000,02-03
 Below, Jason 1993-94
 Beltran, Robert 2016-17
Bergtholdt, Dan...2016-present
 Bernard, Lacey 1978-81
 Berra, Michael 2017-18
 Berry, Dan 1998-99
 Bieser, Cole 2010-14
 Bieser, Steve 1988-89
 Black 1959
 Blair, Shane 2012
 Blankenship, Bob 1973-74

Blazevic, Austin 2018-Pres.

Blemker, Zac 2007-08
 Blum, Jason 2011-15

Blum, Kris 1992-95

Bock, Nathan 2018-Pres.

Boeller, Kirk 2009-11
 Boeller, Keith 1980-83
 Boever, Jim 1969-71
 Bogenpohl, Chad 1998-99
 Boggetto, Brandon 2013-16
 Bohnert, Jeff 1985-86
 Bonilla Jr., Clement 1999-02
 Booth, Carl 1996
 Borders, Chad 1991-93,95
 Borowiak, Zach 2000-03
 Bottger, Kyle 2017
 Bourbon, Jeff 1998-01
 Boxwell, Tyler 2013
 Boyer, Ron 1960
 Boyet, Jeff 1991
 Bracamonte, Ernie 2004-05
 Bradford, Kieran 2008
 Brady, Mike 1968-69
 Branstetter, Ryan 1997
 Brechtlein, Tom 1981
 Breuer, Tom 1993-96
 Brewer, Kirby 1986-88
 Brown 1969
 Brown, Darryl 1986
 Brucker, Kevin 1984-85
 Brunderman, Rich 1964-67
 Brune, Greg 1965-68
 Buck, Justin 1996-97
 Buckner, Jason 1996
 Budt, Greg 1999
 Buechting, Don 1975-78
 Bumpus, Brad 2003
 Bunton, Bob 1979-82
 Bunton, Ted 1989-92
 Burgess, Ky 2010-2011
 Burgess, Larry 1983-85
 Burkis, Ryan 1992-94
 Burlison, Ron 1970
 Burton, David 1986
 Burrige, Alex 2012-15
 Burris, Joey 2015-18
 Busiek, Jake 2016
 Busiek, Rob 1988

C

Caffrey, Chris 2016-17
 Calvird, Riley 2015
 Campbell, Kody 2009-12
 Campbell, Keith 1978-80
 Cantanzaro, Phil 1960-61

Canty, Alex 2018-Pres.

Carter, Matt 2004-07
 Cashion, Jim 1960,62
 Casson, Augie 2000
 Catanzaro, Phil 1962-63
 Chandler, Clay 2016-17
 Chastain, Rick 1977-78
 Cheo, Ryan 2002
 Chiaventone, Pat 1977
 Christian, Justin 2003

Cisneros, Blake 2019-Pres.

Clark, Bob 2012-13
 Clark, Shawn 1995-96
 Clayton, Bill 2003,05
 Clayton, James 2004-06
 Clayton, James 1968
 Clayton, John 1990-91
 Cobb, Skylar 2013-14
 Coker, David 1969
 Cole, Lindell 1960
 Collier, Lamonte 1996-97
 Collins, Skip 1968-70
 Collins, Ar 1971
 Colucci, Bobby 2010

Cook, Matt 2017-present

Colyer 1964
 Congwer, Tony 1983
 Cooper, Shawn 1992
 Costello, Daniel 2016
 Craft, Lance 1996-97
 Crafton, Bill 1961-62
 Creamer, Jeff 1982
 Creech, Dennis 1961-63
 Criscione, Bill 1975-78
 Cronister 1959
 Crosnoe, Rex 1993-95
 Crosnoe, Cory 1988-89
 Croucher, Andrew 2014
 Cummings, Tyrell 2008-09
 Cunningham, Heath 1992
 Curran, Rusty 1996

D

D'Amico, Paul 1978-81
 Daily, Rick 1983
 Dambach, Greg 2007,09-10
 Dambach, Grant 1974-77
 Dambach, Mike 1972-74
 Dameworth, Bruce 1975
 Dannenmueller, Dan 1990-93
 Davenport, Bonnie 1960-62
 David 1973
 Davidson, Andy 2000-02
 Davie 1965

Davis, Grant 2012
 Deal, Russ 1979-82
 Deason, Kendall 2009
 Debrock, Lanson 1997-00
 DeFere, Dean 1987-89
 Detring, Ken 1973-74
 Dicus, Jon 2010-11
 Diel, Bill 1989
 Dinkelman, Ryan 2003

Dirden, Justin 2018-Pres.

Dirnberger, Blake 2009
Dodd, Dylan 2019-Pres.
 Doehring, Jim 1960-63
 Doerr, Merl 1985
 Doerr, Mark 1976-77
 Dohogne, Rick 1978-80
 Draves, Rob 1982
 Drury, Mark 1969-72
 Duncan, Dave 1991-92
 Dunn, Keith 1967
 Durso, Marc 1975
 Dyson, Ken 1961

E

Edwards, Jim 1988-91
 Edwards, Tim 1989-91
 Eftink, Mick 1979-82
 Eftink, Josh 2002
 Eiler, Terry 1966-67
 Eisenbach, Rick 1975-78
 Elfrank, Steve 1971-74
 Elfrink, Brad 1987-89
 Epley 1993-94
 Erlicker, Jim 1971-73
 Erleben, Gary 1965-66
 Eubanks, Glenn 1987
 Evans, Clayton 2013-17
 Evans, Joey 2005
 Evans, Jim 1980
 Evans, Victor 1960
 Ezell, Trevor 2015-18

F

Fahringer, Mick 1978
 Faircloth, Eric 1986
 Fangman, Aaron 2003-04
Faulkner, Peyton 2018-Pres.
 Felling, Michael 2011
 Ferguson, Cole 2014-15
 Fernandez, Andres 2004
 Fields, W. 1961
 Files, Brad 1983
 Fitch, Mike 2004

ROSTER

Fitzpatrick 1994
 Fisher, Nolan 2012-15
 Forsyth, Ryan 2003-05
 Forsythe 1959
 Frakes, Bill 1984
Frank, Andrew 2018-Pres.
 Frazier, Mark 2001-02
 Fritsche, Tom 1979-80
Fritts, Turner 2019-Pres.
 Fuller, Donnie 2002-03
 Fulte, Tim 1991-92
 Funkhauser, Bill 1959-60

G

Gabbard, Ron 1969
 Gagan, Tristen 2017-18
 Gaebler, Kenny 1998-00
 Gandolfo, Garrett 2015-16
 Garner, Kurt 2004
 Garner, Nick 1985
 Garrow, Steve 1978-81
 Gentry, Mike 1971
 Gerwitz, Jim 1996-97
 Gibson, Chris 2005-06
 Gibson, Derek 2010-14
 Giegling, Jim 1987
 Gilbert, Gary 2003-04
 Glastetter, Jim 1964-67
 Glenzy, Gary 1962
 Goetz 1977
 Goforth, Chuck 1982-83
 Gongwer, Tony 1984-86
Gonzalez, Brett 2019-Pres.
 Goodman, Steve 1996-97
 Govek, Ryan 2002
 Graham, Darryl 2006-07
 Greaser, Brian 1990
 Green, Nate 2017-18
 Grim, Jon 1986-88
 Gronowski, Dave 1980-81
 Gross, David 1977-80
 Gross, M. 1961
Grossius, Bryce 2019-Pres.
 Gumieny, Kyle 2009-10
 Gunnels, Brian 1996
 Guthrie, Brian 1984-85

H

Hachman, Ralph 1965-68
 Hagedorn, Bob 1960-61
Hagerty, Chase.... 2017-present
 Haggerty, Josh 2017
 Haines, Talley 1996-97

Hajek, Gerald 1962
 Halter, Tim 1970
 Hammers, Jim 1977-78
 Hanne, Troy 1990
 Hansford, Wade 2003-04
 Hantack, Richard 1959-60
 Harmon 1959
 Harmon, Robert 1990
 Harness, Corey 2008-11
 Harness, Harlard 1978-79
 Harper, Brian 1986-88
 Harris, Donta 1992-95
 Harris, Nick 2007-11
 Harshbarger 1959

Haseltine, Louie 2008-2011
 Hastings, Blaze 2017
 Hastings, Trae 1975-78
 Hatton, Vern 2001-02
 Haunschild, Frank 1965-66
 Hawkins, Dave 1959-60, 62-63
 Hayden, Derek 2007
 Hayes, Travis 2014-15
 Hearne, Gary 1965-66
 Hemmer, Lance 1982-84
 Hempen, Hal 1986-87
 Hendrain, Adam 2010
 Hendrix, Greg 2009
 Heon, Taylor 2010-2012
 Herbig, Derek 2004-06
 Herring 1964
 Heuring, Darrell 1990
 Heuring, Keith 1996
 Heuvelman, Arnie 1982-85
 Hewitt, Dalton 2011-15
 Hibbard, James 2006
 Hicks, Mike 1989
 Hilz, Jeffrey 2000-01
 Hobbs, Ted 1979-80
 Hoehner, Brad 1996-99
 Hoffman, Craig 1983-86
 Hoffman, Eric 2001-04
 Hogan, Mark 1976
 Holdinghaus, Dave 1972-74
 Holdner, John 1961-63
 Holland, Matt 2007
 Holland, Dennis 1961
 Hollrah, Scott 1991-92
 Holst, Dan 2016-17
 Holtzman 1966
 Hopkins, Brian 2001-03
 Hopper, Scott 1994-96
 Horace, Scott 1989-90
 Horstman, Eric 2004-05

Hosick, Steve 1977
 Hotfelder, John 1968-70
 Howe, Mike 1972-74
 Huesgen, Dan 1997-00
 Hull, Christian 2011-14
 Hull, Matthew 1998
 Hunt, Jeff 1976-77
 Hurst, Bobby 2012-13

I

Iago, Tyler 2014
 Ivie, Mike 1981-84

J

James, Rolland 1967-70
 Janet, Chris 1981-84
 Jarvis, John 1991-92
 Jenkins, Bo 2004-05
 Jensen, Jeff 1984
 Jett, Jim 1964
 Jett, Jim 1967-68
 Johnson, Andrew 2005-06
 Johnson, Bob 1979
 Johnson, Jeremy 1997-00
 Jolly, Charles 1971-72
 Jones, Casey 2010-11
 Jones, Tony 1985-86
 Jorgenson 1959
 Jorn, Dave 1975-76
 Jungers, Bill 1963-65

K

Keck, Andrew 2019-Pres.
 Kelam, Ron 1972-73
 Kell, Jamie 1984
 Kemper, Jake 2008
 Kendall, Ryan 2012-13
 Kern, Robert 1998-99
 Kesterson, Al 1964, 66-67
 Kill, Trevor 2012-13
 Kimbelin, Keith 1986-87
 King, Floyd 1963-66
 King, Jim 1970-71
 King, Jeremy 2001
 Kinsolving, Darin 1997-00
 Kintz, Jeff 1982, 84
 Kitchen, Paul 1967
 Kitchen, Terry 1971-74
 Kitrell, Mike 1986
 Klein, Corey 2003
 Kline, Terry 1966-67
 Klocke, Jim 2007-10
 Koch, Don 1961

Kolons, Brett 2009
 Korando, Tony 1975-76
 Kornfeld, Kevin 1978
 Kosciulek, Keith 1983
 Kreidler, Broc 2015
 Kress, Steve 1991-92
 Kuehler, Dan 1969-70
 Kuehn, Ralph 1975-77
 Kuhl 1964
 Kumer, Kerry 1987
 Kurt, Bryan 2004-05
 Kurtz, David 2002
 Kutmas, Chad 1995

L

LaBruyere, Brad 2008-11
 Ladd, Skler 2012
 Landgraf, Jeff 1970-73
 Landgren, Allan 1998-99
 Lane, Marty 1998-99
 Lang, Bob 1962
 Larsen, Tim 1998
 Lack, Andy 2012-16
 Lawrence, Jacob 2015-16
 Lawson, Brent 2004-07
 Lawson, David 2002-03
 Layton, Aaron 1990-93
 Lee, Tom 1962
 Lees, Brian 2016-17
 Leeper, Hunter 2015-16
 Leigh, James 2007-09
 Leonard, Jim 1966-68
 Lenaburg, Ryan 2014-15
 Lennington, Andy 2011-15
 Lewallen, Ronnie 2000
 Lewis, Jon 1997
Lloyd, Daniel 2019-Pres.
 Lipe, Edward 1972
 Lochmann 1993-94
 Loflin, Jim 1988-89
 Lohr 1959
 Long, Darrell 1967-70
 Long, Jim 1969-70
 Lopez, Freddy 2004-05
 Losman, Ryan 2017-18
 Lowe, Steve 1998-99
 Lucchesi, Joey 2015-16
 Luer, Jeff 1987
 Lummus, Lee 1986-89
 Lunski, Greg 2001
 Lynch, Paul 1989-90
 Lynn, Dylan 2012-13

ALL-TIME

M

Mabrey.....	1959
Mabury.....	1959
Mahan, Bill.....	1961
Mahon, Logan.....	2010-11
Malchow, Bruce.....	1961-62
Malham, Brennan.....	2010-11
Maloney.....	1993-94
Maloney, Scott.....	1981-85
Mann.....	1968
Manning, Josh.....	2008
Marino, Charlie.....	1998-00
Marschel, Larry.....	1990-91
Massie, Stephen.....	2009-10
Mather, John.....	1988-89
Maupin, Anthony.....	2004-06
McAlister, Jamie.....	2005-06
McCann, Jeff.....	1983-84
McClanahan.....	1959
McClanahan, Sean.....	1989
McClarty, Pat.....	1974
McConnell, Britt.....	1986-90
McDonald, Tristen.....	2001-03
McGuire, Nathan.....	1998
McLain, Gary.....	1982
McMahan, Aiden.....	2017
McMahon.....	1993-94
McNeely, Bryan.....	2019-Pres.
McSpadden, Galen.....	1971-74
McVay, Charles.....	1960,63
Meade, Josh.....	2013
Meier, Dale.....	1961-64
Mercado, Chad.....	2006-07
Metz, Don.....	1967-70
Meyer, Kevin.....	1999-00
Meyn, Keegan.....	2019-Pres.
Meystedt, Kermit.....	1964-67
Michel, David.....	1995-97
Middleton, Perry.....	2014-15
Mikrut, Tyler.....	2013
Miller.....	1959
Miller, Blake.....	1978-81
Miller, Brad.....	1987
Miller, Larry.....	1966-68
Miller, Mike.....	1995-97
Miller, Tom.....	1988
Miller, Tim.....	1991
Mills.....	1959
Mitchell, John.....	1985
Mitchell, Michael.....	2000-01
Mitchell, Scott.....	2014-16
Mitts.....	1993-94
Mize, John.....	1975

Moeglin, Brian.....	1991-94
Moehrs, Clay.....	1988-91
Mohar, Bill.....	1962
Monahan, Pat.....	1965
Montgomery, Jim.....	1978-79,81
Montiel, Frankie.....	2004-05
Moore, Robby.....	2006-07
Moore, Zach.....	2015-17
Morgan, Scott.....	1979,81-82
Morgan, Bruce.....	1975-76
Morris.....	1968
Morris, Jeff.....	1983-84
Morrow.....	1959
Moses, Trenton.....	2008-12
Mosel, Greg.....	2014-15
Mosley, Braden.....	2017
Mosley, Steve.....	1964-65
Moulton, Seth.....	2003
Muegge, Ken.....	1982
Mueller, Don.....	1962
Muench, Doug.....	1985-86
Munsell, Mark.....	1992
Murphy, Dan.....	1978
Murphy, Justin.....	2016-17

N

Nagel, Blane.....	1975
Nails, Ivan.....	2007-08
Neal, Kyle.....	2001
Nebel, Steve.....	1974
Neel, Brendon.....	2015
Newcomb, Keith.....	1963-65
Nicholas, Brice.....	2000-02
Nichols, Gary.....	1959-60
Nieslen, Alex.....	2018-Pres.
Niznik, Noah.....	2019-Pres.
Noll, Brady.....	2004-05
Noon, Jim.....	1974-75
Nourie, Jon.....	2003-04

O

O'Connor, Gerald.....	1959-60
O'Mara, Tom.....	1961
Olson, Levi.....	2005-06
Osborne, Chris.....	2016-17
Osburn, Ted.....	1979-80

P

Padilla, Omar.....	2006-07
Palmer, Dave.....	1981-82
Parham, Josh.....	2005-07
Parker, Bryan.....	1975-76
Parks, Jim.....	1987-91
Parmley, Kenton.....	2009-12

Paskus, John.....	1972-73
Patman, Michael.....	2012-13
Patterson, Dan.....	1984-86
Patterson, Dennis.....	1972
Payne, Jordan.....	2005-06
Payne, Jerry.....	1966-67,72
Payne, Jim.....	1965-66
Payne, Mike.....	1969-72
Pecaut, Ricky.....	1987-88
Pehle, Todd.....	1994-97
Pehle, Troy.....	1994-97
Pelsma, Dennie.....	1967-69
Pemberton, Shawn.....	1996-97
Pennington, Adam.....	2016-18
Pennington, Todd.....	1999-01
Pepper, Brian.....	1997
Peterson, Jack.....	1960
Pfingsten, Dan.....	1995-96
Phillips.....	1994
Phillips, Derrick.....	1985
Pierce, Rhett.....	1992-93
Pilcher, Joey.....	2003-04
Pilla, Dave.....	1976
Plassmeyer, Ken.....	1959-62
Poinsett.....	1959
Poole, Ryan.....	2008-09
Portell, Mike.....	1965,67
Potts, Randy.....	1984-85
Potts, Craig.....	1974
Powell, Charlie.....	1972-73
Poynor, Bill.....	1980
Pritchett, Dustin.....	2005-07
Prickett, Ryan.....	2011-12
Probst, Ron.....	1960
Proctor, Dave.....	1971
Prothro, Lawrence.....	1985
Pruneau, Scott.....	1990-93
Purcell, Brad.....	2001-02
Pyles, Wesley.....	2015-present

Q

Qualls, Bruce.....	1982-85
--------------------	---------

R

Radetick, Joe.....	1984-86
Raley, Mike.....	1972-75
Range, Dale.....	1981
Rave, Aaron.....	2006
Reeder.....	1970
Reid, Bill.....	1966-67
Reid, Bob.....	1959
Reid, John.....	1959-61
Reinagel, Jeff.....	1981-83
Reinagel, Kenny.....	1982-84

Reinagel, Scott.....	2002-03
Reinagel, Tom.....	1971-72
Renfrow, Dustin.....	2007-08
Rentfro, Cooper.....	2017
Reuss, Jim.....	1962-64
Reynolds, Garret.....	2016-17
Rhodes, Lance.....	2007-08
Rhodes, Larry.....	1962-65
Richards, Kent.....	1982
Riddle, Lee.....	1963
Riley, Phillip.....	2006-07
Ripp, Jacob.....	2011
Rippee, Ryan.....	2015-16
Risch, Scott.....	1981
Rives.....	1993-94
Rizzuto.....	1969-70
Roberts, Mike.....	1980
Robertson, Kylar.....	2016-17
Robins, Randall.....	1974-75
Robinson, Kerry.....	1993-95
Robinson, Mike.....	2001
Rodriguez, Daniel.....	1998-99
Rogers, Bryan.....	1992-93
Roll, Lee.....	1969
Rosburg, Paul.....	1981-82
Rosener, Sam.....	2007-08
Rothweil, Larry.....	1994-95
Rouse, Quenten.....	2005-06
Ruff, Kenneth.....	1984
Rupp, Tim.....	2010-11
Russell, Brett.....	2010-11

S

Sacshe, Austin.....	2018-Pres.
Salazar, John.....	2009-10
Samples, Mike.....	1977-79
Sandheinric, Kelly.....	1986-87
Saulter, Jim.....	1975
Schaefer, Brian.....	1993-95
Schatzley, Bill.....	1977-79
Scheidt.....	1964
Schiller, Don.....	1965-67
Schiltz, Danny.....	1999
Schlegel, Andy.....	1996
Schlick.....	1974
Schmidt, Steve.....	1987
Schmidt, Lynn.....	1977-78
Schneider, Gary.....	1975
Schreck, Chris.....	1987
Schreiber, David.....	1991
Schuembaur, Carl.....	1974
Schuh, Daniel.....	2006-09
Schulman, Jeff.....	1992,94
Schulte, Joe.....	1984-85

ROSTER

Schumacher1968
 Schwartz, Dan1979-80
 Schwent, Gary1969-70
 Schwieso, Brian1986
 Sconce1994
 Seabaugh, Don1983
 Sehnert, Ryan2003
 Selby, Tim1995
 Self, Brent2002
 Shadowens, Chris1986
 Shah, Asif2006-07
 Shannon, Dennis1970
 Shasserre, Dan1966-67
 Sheffer, Marc1998
 Shelton, Steve1973-75
 Sheridan, Andy2002
 Shearrow, Luke2013
 Sherry1968
 Sherry, Adam2002
 Shifferdecker, Rod1990
 Short, Paul1987-88
 Shy, Dan1988-89
 Shylanski, Todd1991-92
 Siboda, Dave1996-97
 Siddle, Alex2013-16
 Siebert, Scott1987-90
 Sigler, Brian1990,92
 Simmons, Brad2001-02
 Simmons, Mark1985
 Simmons, Shae2010-12
 Singleton, Raleigh1963
 Skakalski, Stan2003-04
 Slattery, Blake2008-11
 Smiley, Butch1976
 Smith, Brad2003-05
 Smith, Brandon1999-02
 Smith, Darrick1983-86
 Smith, Tim1975-76
 Smith, Zack2012-13
 Sommerkamp, David1998
 Sorth, Larry1961
Southerland, Hunter2018-Pres.
Spalt, Logan2018-Pres.
 Spanberger, Cody2012-15
 Spencer, Tony2008-09
 Spies, George1969-71
 Spille, Ryan1998-99
 Spitzfaden, Will2012-13
 Stahl, Barry1973
 Stambush, Archie1999-00
Stauss, Wade2018-Pres.
 Steffens, Jeff1987-90
 Steighorst, Mark1972
 Steimle, Doug1965-67

Steinmetz, Rich1981-83
 Stephens, Andy2008-09
Stephens, Garrett2019-Pres.
 Steward, Lon1985-86
 Steward, Malik2012
 Still, Steven2012-13
 Stockton, Garret2014-15
 Stoll, Isaac2007
 Strahlendorf, Todd2008-09
Stretch, Aaron2018-Pres.
 Stroud, Dan1981-83
 Stucker, Gary1987-88
 Stuckey, Denver2000-03
 Suedekum, Jerry1963-65
 Sullivan, Robin1975
 Sullivan, Scott1997-98
 Swartz, Mike1976
 Swearingen, Jason1995-98
 Swift, Bob1963-64
 Swift, Dick1963-64
 Syberg, Josh2007-2011

T

Tabata, Osamu1989,91
 Taylor, Joel2016
 Taylor, Michael006-07
 Teel, Marvin1962
 Tellor, Matt2013-14
 Theodorakos, Jason2003-04
 Thomas, Nick2010-11
 Thomas, Scott1990-91
 Thomas, Tommy2000-01
 Thomas, Tyler2013
 Thompson, Jay1979-80
 Thorgmorton, Dick1960
 Thornsberry, James1968-71
 Tierney, Jesse2009-12
 Tripp, Shawn1992-93
 Turk, Jim1961-64
 Turner, Dewight1963

U

Ulmer, Pete1965-68
 Underwood, Jordan2010-11

V

Valek, Eddie1993-95
 Vardell, Vrah1959-60
 Varone, Bill1962
 Vaughn, Steve1965-68
 Vega, Carlos2017-18
 Via1969
Vick, Christian2018-Pres.
 Vickery, Charlie1973-74

Vieth1977
 Viviano, George1961
 Voss, Ron1962-63

W

Wade, Matthew2015-18
 Wadlington, Gary1962-63,65
 Wadlington, Scott1980
 Wagner, Matt2007-09
 Wahl, Fred1972,74-75
 Waldhoff, Jared2016-17
 Wallace, Ron1968-71
 Wallut, Rich1982
 Warren, Phil1997-00
 Warren, Lee1973-74
 Weber, Matt1992
 Weiler, Jeff1995
 Wells, Rob1995
 Wengert, Alan1982-84
 Wengert, Gary1973-74
 Wentte, Jacob2010-11
 West, Chris2005
 West, Josh2002
 Wheeler, Justin2008-09
 Wiese, Andrew2007-09
 Wieser, Dan1975-77
 Wieser, Mike1976
 Wieser, Rick1975-76
 Wieter, Alan1990-92
Wilber, Tyler2019-Pres.
 Williams, Greg1969
 Williams, Hank Jr.2012-13
 Williams, Joe1977-80
 Williams, Peter2015
 Williams, Ray1969-70
 Williams, Steve1981-84
Wilson, Devon2018-Pres.
 Wilson, Jon1971-72
Winder, Logan2018-Pres.
 Winder, Mark1988
 Winkelman, Alex2013-15
 Winkler, Bob1967
 Wise, Trent2010-11
 Wittenborn, Mark2003-04
 Wollis, Keith2004-05
 Wolsey, Jerry1998-99
 Wood, Brent1980-83
 Wright, Brady2014-16
Wright, Danny2017-present
 Wright, John1971
 Wulfers, Matt2007-08

Y

Yount, Kyle1996-99
 Yount, Steve1970-73

Z

Zalders1975
 Zaricore, Mike1967-68
 Zerrusen, Tony2012-13
 Zink, John Logan2012-14
 Zoellner, Rich1986-88
 Zollner, Sean2004-08

Returnees in **Bold**

#LETSSOAR



DRAFT PICKS

Year	Name	Position	Team	Round	Pick
1966	Stephen Vaughn	Outfield	Chicago White Sox	20	398
1974	Galen McSpadden	Left-Handed Pitcher	San Diego Padres	6	121
1977	Danial Weiser	Shortstop	Kansas City Royals	20	510
1981	Robert Gonsoulin	Infield	San Diego Padres	28	693
1985	Joe Schultz	Right-Handed Pitcher	Houston Astros	11	274
1988	Brian Harper	Left-Handed Pitcher	Philadelphia Phillies	30	770
1989	Steve Bieser	Outfield	Philadelphia Phillies	32	820
1992	Scott Hollrah	Right-Handed Pitcher	Chicago White Sox	33	932
1995	Rex Crosnoe	Catcher	Cleveland Indians	46	1280
	Kerry Robinson	Outfield	St. Louis Cardinals	34	939
1997	David Siboda	Right-Handed Pitcher	Toronto Blue Jays	48	1381
	LaMonte Collier	Shortstop	Philadelphia Phillies	34	1016
1999	Ryan Spille	Left-Handed Pitcher	Toronto Blue Jays	19	583
2000	Danny Huesgen	Right-Handed Pitcher	Toronto Blue Jays	38	1138
	Jeremy Johnson	Outfield	Toronto Blue Jays	26	778
2001	Todd Pennington	Right-Handed Pitcher	Cleveland Indians	46	1376
2002	Zach Borowiak	Shortstop	San Francisco Giants	49	1455
	Brandon Smith	Right-Handed Pitcher	Boston Red Sox	18	538
2003	Tim Alvarez	Left-Handed Pitcher	San Francisco Giants	36	1083
	Zach Borowiak	Shortstop	Boston Red Sox	14	414
2009	Jim Klocke	Catcher	St. Louis Cardinals	46	1389
2010	Jim Klocke	Catcher	Philadelphia Phillies	31	951
2011	Logan Mahon	Left-Handed Pitcher	Colorado Rockies	22	678
2012	Trenton Moses	Third Base	Atlanta Braves	26	809
	Shae Simmons	Right-Handed Pitcher	Atlanta Braves	22	689
2014	Matt Teller	First Base	Atlanta Braves	10	313
2015	Alex Winkelman	Left-Handed Pitcher	Houston Astros	21	619
2016	Branden Boggetto	Shortstop	Washington Nationals	25	754
	Joey Lucchesi	Left-Handed Pitcher	San Diego Padres	4	114
2018	Carlos Vega	Right-Handed Pitcher	Chicago Cubs	21	638



Shae Simmons
Photo by SeattleTimes.com



Kerry Robinson
Photo by St. Louis Cardinals



Joey Lucchesi
Photo by Baseball America



***THIS IS
SEMO***

BRING YOUR BIG IDEAS.

**And make
them count.**

Your big ideas will be in good company here. Whatever you choose to study, chances are the program is at the head of its class. And if you're at the head of yours, you can join our honors program and elevate your learning experience even further.



SOUTHEAST MISSOURI
STATE UNIVERSITY • 1873



**SOUTHEAST BOASTS 20+ NATIONALLY
AND INTERNATIONALLY ACCREDITED
PROGRAMS, INCLUDING:**

- / ATHLETIC TRAINING
- / BUSINESS
- / CHEMISTRY
- / COMPUTER SCIENCE
- / DIETETICS
- / EDUCATION
- / ENGINEERING PHYSICS
- / INTERIOR DESIGN
- / MASS COMMUNICATION
- / MUSIC
- / NURSING
- / SOCIAL WORK
- / THEATRE



**GETTING INTO MEDICAL
SCHOOL ISN'T EASY —
WE JUST MAKE IT LOOK
THAT WAY. SOUTHEAST'S
PRE-MED STUDENTS ARE
ACCEPTED TO**

**medical
school well
above the
national
average.**

Like our students, Southeast faculty members come from around the country, hailing from leading institutions such as:

- / Boston Conservatory of Music
- / Carnegie Mellon University
- / Harvard University
- / Pennsylvania State University
- / Purdue University
- / Texas A&M University
- / Tulane University
- / University of Florida
- / University of Michigan
- / Vanderbilt University
- / Yale University



**COME HERE
AS A STUDENT.**

**And go
anywhere
as a
teacher.**

Southeast education graduates work as faculty members in school districts across the nation, and in more than 35 countries around the world.

1:21
faculty-
student
ratio

**Full-time
faculty**

lead most classes, not
teaching assistants —
starting with freshman year.

**THE DONALD L. HARRISON
COLLEGE OF BUSINESS
CONSISTENTLY MAKES THE
PRINCETON REVIEW'S LIST OF
top business
schools.**



ROLL UP YOUR SLEEVES AND GET DOWN TO BUSINESS.

Or education, public policy, communications or journalism — whatever your major, expect to learn a lot in class and even more in practice. And here, that practice happens on the latest technology and in real-world settings. You'll experiment and collaborate in just about all of your coursework. And you'll put new knowledge into action right from the start.



YOUR NEXT BIG IDEA could happen anywhere. But you'll give it legs and watch it run at **Catapult Creative House**, our student-run idea incubator and launchpad for innovation. Get to work in our creative labs, 3D modeling and printing gallery, and impact studio. It's where you'll turn your concepts into prototypes, your prototypes into products, and your products into sales.

THE BEST PLACE TO LEARN ABOUT U.S. POLICY is where it's actually being shaped. So you'll go to the **Center for Strategic and International Studies (CSIS) in Washington, D.C.**, for part of our University Studies course. For four exhilarating days, you'll work directly with researchers and consultants who advise national leaders. And if you're really on top of your game, you may end up influencing the strategies you've come to study.



INTERNSHIPS

RÉSUMÉS ARE BUILT—NOT WRITTEN.

The workforce is just that: a force. And it's one you'll meet head on at Southeast Missouri State. We'll help you find internships (that's plural on purpose) and coach you through any challenges or questions that come your way.



SET OUT AND JOIN IN.

Earn your wings early. Chew your way into campus history. Share your musical gift. Meet your new brothers or sisters. Whatever you do — whether it's joining a club or carrying on a tradition — just know that you won't do it alone (except the chewing part).

21

SOCIAL FRATERNITIES AND SORORITIES

Representing the IFC, Panhellenic and NPHC Councils. Many of them call Greek Hill home. And in Fall 2016, a new Greek Village will open on campus, providing an expanded Greek community where thousands of students will make new memories of brotherhood and sisterhood.



180+ student groups

With organizations on campus from A (Adult Recess improv group) to Z (Zeta Phi Beta Sorority), there's something to meet every professional, social, recreational or religious interest. And if you can't find what you're looking for, form your own group.

We honor our heritage by sticking to our traditions.

Some of them, quite literally. For years, students have been making the trek up **Cardiac Hill** (a tradition in its own right) to add their chewing gum to our infamous **Gum Tree**.



MAKE ART THAT INSPIRES.

And do it on
a campus
that's equally
inspiring.



Built
our R
Miss
arts. I
in the
Perfo
Come
the la
breat

Dobbins River Campus Center

Inside this living-learning center, you can make a masterpiece, make dinner and make your bed without ever leaving the **River Campus**.

In addition to a residence hall, dining facilities and contemporary classrooms, the **Cultural Arts Center** offers professional-level theatres, costume and scene shops, music rehearsal and gallery space, and dance and art studios — each equipped to inspire ovation-worthy works of art.





on the banks of the Mississippi,
iver Campus is the only one in
ouri dedicated entirely to the
But you don't have to be a student
e Holland School of Visual and
rming Arts to appreciate it.
e catch a performance. Explore
test exhibits. Or just enjoy the
htaking river views.

Five venues for exhibiting your talent — including theatres, a recital hall and galleries — set the stage for

**more than
a hundred
different
events
each year.**

Among our student-produced musical performances, you'll hear everything from the classics to the contemporary — including Brahms' *Double Concerto in A Minor* and Andrew Lipka's *The Addams Family*.



**Southeast makes it
affordable to do what
you dream of doing,
and we're recognized
as one of the country's
institutions with
the least indebted
students.**

LEARN MORE

about our \$17 million in
annual scholarships at
semo.edu/scholarships.

**SEE FOR YOURSELF
WHAT YOU'LL DO HERE**

Call us at (573) 651-2590
or schedule a visit at
semo.edu/visit.

OFFICE OF ADMISSIONS

One University Plaza, MS 3550
Academic Hall 100D
Cape Girardeau, Missouri 63701

573.651.2590

admissions@semo.edu

APPLY

We can't wait to see what you do.
But first, you'll need to get in.
semo.edu/apply





**DO
YOU
HAVE
THE
WILL
TO**

**serve all
community
members?**



**SOUTHEAST MISSOURI
STATE UNIVERSITY · 1873**

2019 BASEBALL SCHEDULE

Feb. 15 Western Michigan 1 p.m.
 Feb. 16 Western Michigan 1 p.m.
 Feb. 17 Western Michigan 12 p.m.
 Feb. 19 Harris-Stowe State 1 p.m.
 Feb. 22 Western Illinois 1 p.m.
 Feb. 23 Western Illinois 1 p.m.
 Feb. 24 Western Illinois 1 p.m.
 Feb. 26 Vanderbilt 4:30 p.m.
 Mar. 1 Purdue-Fort Wayne 3 p.m.
 Mar. 2 Purdue-Fort Wayne 2 p.m.
 Mar. 3 Purdue-Fort Wayne 1 p.m.
 Mar. 5 Saint Louis 3 p.m.
 Mar. 6 Southern Illinois 3 p.m.
 Mar. 8 UT Martin* 6 p.m.
 Mar. 9 UT Martin* 2 p.m.
 Mar. 10 UT Martin* 1 p.m.
 Mar. 12 Illinois State 6 p.m.
 Mar. 13 Southern Illinois 3 p.m.
 Mar. 15 SIUE* 6 p.m.
 Mar. 16 SIUE* 1 p.m.
 Mar. 17 SIUE* 1 p.m.
 Mar. 19 Memphis 6 p.m.
 Mar. 22 Austin Peay* 6 p.m.

Mar. 23 Austin Peay* 2 p.m.
 Mar. 24 Austin Peay* 1 p.m.
 Mar. 26 Arkansas State 6 p.m.
 Mar. 29 Eastern Illinois* 3 p.m.
 Mar. 30 Eastern Illinois* 1 p.m.
 Mar. 31 Eastern Illinois* 1 p.m.
 Apr. 2 Missouri State 6 p.m.
 Apr. 5 Jacksonville State* 6 p.m.
 Apr. 6 Jacksonville State* 2 p.m.
 Apr. 7 Jacksonville State* 1 p.m.
 Apr. 9 Saint Louis 6 p.m.
 Apr. 12 Murray State* 5 p.m.
 Apr. 13 Murray State* 2 p.m.
 Apr. 14 Murray State* 1 p.m.
 Apr. 16 Arkansas State 6:30 p.m.
 Apr. 18 Tennessee Tech* 6 p.m.
 Apr. 19 Tennessee Tech* 6 p.m.
 Apr. 20 Tennessee Tech* 2 p.m.
 Apr. 23 McKendree 6 p.m.
 Apr. 26 Purdue 6 p.m.
 Apr. 27 Purdue 6 p.m.
 Apr. 28 Purdue 1 p.m.
 Apr. 30 Missouri 6:30 p.m.

May 3 Belmont* 6 p.m.
 May 4 Belmont* 6 p.m.
 May 5 Belmont* 2 p.m.
May 10 Eastern Kentucky* 6 p.m.
May 11 Eastern Kentucky* 6 p.m.
May 12 Eastern Kentucky* 1 p.m.
 May 16 Morehead State* 4 p.m.
 May 17 Morehead State* 4 p.m.
 May 18 Morehead State* 12 p.m.
May 21-25 Ohio Valley Tournament

Home games are in **BOLD** and played at Capaha Field.

*- Denotes Ohio Valley Conference game
 Times and dates are subject to change.
 Select series will be broadcasted on ESPN+.

