

# YOUR REDHAWKS

2019 SOUTHEAST MISSOURI SOFTBALL

**GAMES**  
**6-10**



## LOUISIANA TECH INVITATIONAL

**Dates**.....Friday-Sunday, February 15-17, 2019  
**Location**.....Ruston, La.  
**Facility**.....Lady Techster Softball Complex  
**Participating Teams**.....Southeast Missouri (4-1),  
Louisiana Tech (5-0), Wichita State (2-3),  
Fairleigh Dickinson (0-0), Abilene Christian (1-3),  
Mississippi Valley State (0-5)

**Series Records**.....vs. Louisiana Tech (1-3)  
vs. Wichita State (1-0); vs. Mississippi Valley State (0-1)  
**Live Stats**.....LATechSports.com  
**Video**.....CUSATV.com (vs. La. Tech only)  
**Head Coach**.....Mark Redburn (257-334 overall;  
91-107 at SEMO; 45-50 OVC)

**Strategic Communications**  
Jeff Honza  
Assistant Director of Athletics  
**Phone:** (573) 651-2933  
**Email:** redhawk1@me.com

### Tournament Schedule

Friday.....vs. Wichita State, 10 a.m., CT  
vs. Abilene Christian, 2 p.m., CT  
Saturday.....at Louisiana Tech, 9 a.m., CT  
vs. Fairleigh Dickinson, 11 a.m., CT  
Sunday.....vs. Mississippi Valley State, 11 a.m., CT

**GOSOUTHEAST.COM**

**#LETSSOAR**

## 2019 SCHEDULE/RESULTS

### February (4-1)

8	vs. South Dakota State !	W, 7-3
8	at Northern Iowa !	W, 5-1
9	at Northern Iowa !	W, 16-0 (S)
9	vs. Toledo !	W, 7-5
10	vs. Drake !	L, 1-6
15	vs. Wichita State @	10 a.m.
15	vs. Abilene Christian @	2 p.m.
16	at Louisiana Tech @	9 a.m.
16	vs. Fairleigh Dickinson @	11 a.m.
17	vs. Mississippi Valley State @	11 a.m.
21	at Arkansas #	5 p.m.
22	vs. Drake #	12:15 p.m.
22	at Arkansas #	4:45 p.m.
23	vs. IUPUI #	12:15 p.m.

### March (0-0, 0-0 OVC)

1	vs. UL-Monroe \$	11:15 p.m.
1	at Central Arkansas \$	3:45 p.m.
2	vs. Missouri State \$	11:15 a.m.
3	vs. Coppin State \$	9 a.m.
5	<b>Loyola-Chicago (DH)</b>	2 p.m. ESPN+
8	vs. UMKC %	1:30 p.m.
8	at Kansas %	4 p.m.
9	vs. UMKC %	11 a.m.
9	at Kansas %	6:30 p.m.
10	vs. Maine %	9 a.m.
14	<b>Missouri State</b>	1 p.m. ESPN+
16	vs. Northern Illinois &	Noon
16	vs. Omaha &	6:30 p.m.
17	vs. Detroit-Mercy &	Noon
17	vs. Omaha &	2 p.m.
20	<b>Southern Illinois</b>	3 p.m. ESPN+
23	at Tennessee State* (DH)	1 p.m.
24	at Belmont* (DH)	1 p.m.
29	<b>Morehead State* (DH)</b>	1 p.m. ESPN+
31	<b>Eastern Kentucky* (DH)</b>	1 p.m. ESPN+

### April (0-0, 0-0 OVC)

6	at SIU Edwardsville* (DH)	1 p.m.
9	at UT Martin* (DH)	4 p.m.
12	<b>Austin Peay* (DH)</b>	2 p.m. ESPN+
14	<b>Murray State* (DH)</b>	1 p.m. ESPN+
19	<b>Eastern Illinois* (DH)</b>	2 p.m.
23	at Missouri (DH)	4 p.m.
26	at Tennessee Tech* (DH)	4 p.m.
28	at Jacksonville State* (DH)	1 p.m.

### May (0-0)

8-11	OVC Tournament	Oxford, Ala.
------	----------------	--------------

! - UNI Dome Classic (Cedar Falls, Iowa); @ - Louisiana Tech Invitational (Ruston, La.); # - Razorback Invitational (Fayetteville, Ark.); UCA Classic (Conway, Ark.); % - Jayhawk Classic (Lawrence, Kan.); & - Billiken Spring Tournament (St. Louis, Mo.)  
• - Denotes Ohio Valley Conference Game  
Home Games in **Bold**  
All Times Central and Subject to Change

## Redhawks Continue Tournament Play

Southeast Missouri (4-1) participates in the Louisiana Tech Invitational in Ruston, Louisiana this weekend. The Redhawks play five games at the six-team event.

### Follow the Redhawks

Live stats for all of Southeast Missouri's games at the Louisiana Tech Invitational will be available online at LATechSports.com. Video for the Redhawks game against Louisiana Tech on Feb. 16 will be available at CUSATV.com (subscription required). Twitter updates available @SEMOsoftball.

### Tournament Field

Tournament host and Preseason Conference USA favorite Louisiana Tech highlights this year's tournament field. The Bulldogs enter the weekend with a 5-0 record, while Southeast Missouri follows close behind at 4-1. Louisiana Tech has C-USA's Preseason Player (Morgan Turkoly) and Pitcher (Preslee Gallaway) of the Year. Wichita State (2-3) was picked second in this year's American Athletic Conference Preseason Poll. Meanwhile, Abilene Christian (1-3), Mississippi Valley State (0-5) and Fairleigh Dickinson (0-0) round out the Redhawks opponents this weekend.

### Against the Field

Southeast Missouri faces Abilene Christian and Fairleigh Dickinson for the first time at the Louisiana Tech Invitational this weekend. The Redhawks are a combined 2-4 against the rest of the field with a 1-3 record vs. Louisiana

Tech, 1-0 mark vs. Wichita State and 0-1 record vs. Mississippi Valley State.

### Strong Start

The Redhawks began the 2019 season with a second-place finish at the UNI Dome Classic in Cedar Falls, Iowa (Feb. 8-10). Southeast Missouri won its first four games and, as a result, started a season at 4-0 for the first time since 1996. The current 4-1 start is the best under head coach Mark Redburn. In addition, the Redhawks put together the best record of any Ohio Valley Conference team during this season's opening weekend.

### 100 Wins in Sight

Fifth-year head coach Mark Redburn is five wins away from reaching 100 at Southeast Missouri. Redburn holds a 95-108 record since taking over as the Redhawks head coach in 2015. He led SEMO to 33 wins in 2018, its most in a season in 20 years.

### The Chase is On

Junior center fielder Rachel Anderson needs just three more triples to break Southeast Missouri's all-time career record. Anderson enters the weekend with 16 triples and has led the team in that category every season she's played. Kathy Rediger presently holds the record with 18 triples from 1981-84.

## THIS IS SEMO

**Southeast Missouri** or **SEMO** is the preferred reference for Southeast Missouri State University athletic teams. Southeastern Missouri State is not an acceptable reference.



# YOUR REDHAWKS

## 2019 SOFTBALL NOTES / LOUISIANA TECH INVITATIONAL

### Getting On Base

Rachel Anderson has reached base in 28 consecutive games dating back to last season. Anderson reached base in each of the last 23 games of 2018 and the first five contests of this year. The last time Anderson did not get on base was vs. Jacksonville State on Mar. 25, 2018.

### Starting Streaks

Two Redhawks have never missed a start in their careers. Senior shortstop Sarah Messex has started 157 consecutive games and junior center fielder Rachel Anderson has made 108 straight starts.

### More with 100 Starts

In addition to Sarah Messex and Rachel Anderson, junior first baseman Ashley Ellis and senior second baseman Parker Bandy have started over 100 games at Southeast Missouri. Ellis logged a total of 105 starts, while Bandy started 104 contests.

### Experienced Infield

First baseman Ashley Ellis (105), second baseman Parker Bandy (104), shortstop Sarah Messex (157) and third baseman Addison Barnouski (78) have combined for 444 career starts on Southeast Missouri's infield. Barnouski (.545), Ellis (.467) and Messex (.333) are all hitting over .330 this young 2019 season.

### Two-Out Hits

Southeast Missouri recorded 22 hits and scored 21 runs with two outs in five games at the UNI Dome Classic (Feb. 8-10). The Redhawks hit .415 (22-for-53) in two-out situations. Rachel Anderson did the most damage going 7-for-8 (.875) with five RBI with two outs. Mykaela Arellanes (2), Parker Bandy (2), Addison Barnouski (3), Ashley Ellis (2) and Claudia Gallo (2) also contributed multiple-hits with two outs.

### Pena Sisters

Freshman Chelsy Pena was in the starting lineup at catcher when Southeast Missouri faced her older sister's team, the Drake Bulldogs, on Feb. 10. Senior Taryn Pena is

Drake's starting third baseman. Taryn was a First-Team All-Missouri Valley Conference selection for the Bulldogs a year ago.

### Triples Leader

The Redhawks led the Ohio Valley Conference and ranked among the top national leaders in triples each of the last two seasons. After one weekend of play, Southeast Missouri is back in that spot. The Redhawks had five triples in five games at the UNI Dome Classic (Feb. 8-10). SEMO leads the nation and the OVC in that category this young season. Individually, Rachel Anderson and Parker Bandy stand tied for third in the nation with two triples each.

### Arellanes Clears 100 Hits

Starting right fielder Mykaela Arellanes went over 100 career hits with her 2-for-3 effort vs. Toledo (Feb. 9). Arellanes now has 102 hits in 97 starts as a Redhawk. She is the second active Southeast Missouri player with over 100 career hits behind teammate Rachel Anderson (129). Shortstop Sarah Messex is next closest to that mark with 95 career hits.

### Tournament Play

The Louisiana Tech Invitational is the second of six tournaments Southeast Missouri will play in during its non-conference slate. The Redhawks will also compete at the Arkansas Razorback Invitational (Feb. 21-23), Central Arkansas Classic (Mar. 1-3), Kansas Jayhawk Classic (Mar. 8-10) and Saint Louis Billiken Spring Tournament (Mar. 16-17).

### Pieces in Place

Southeast Missouri returns eight starters, two starting pitchers and its top relief pitcher in 2019. Two-time First-Team All-Ohio Valley Conference and Second-Team NFCA All-Region selection Rachel Anderson headlines the group after leading the team in batting average (.373), slugging percentage (.547), on-base percentage (.469), runs (36), hits (56), triples (6), doubles (11), total bases (82), walks (25), stolen bases (15), total plate appearances (184), at-bats (150) and games played (53) a year ago. Second-Team All-OVC performer Sarah Messex is back at shortstop after leading SEMO with eight home runs in

### 2019 OVC STANDINGS

School	Conference				Overall			
	W	L	I	Pct.	W	L	I	Pct.
<b>Southeast Missouri</b>	<b>0</b>	<b>0</b>	<b>0</b>	<b>.000</b>	<b>4</b>	<b>1</b>	<b>0</b>	<b>.800</b>
Austin Peay	0	0	0	.000	3	2	0	.600
Jacksonville State	0	0	0	.000	3	2	0	.600
UT Martin	0	0	0	.000	3	2	0	.600
Tennessee Tech	0	0	0	.000	2	2	0	.500
Eastern Illinois	0	0	0	.000	2	3	0	.400
Eastern Kentucky	0	0	0	.000	1	3	0	.250
Tennessee State	0	0	0	.000	1	4	0	.200
Belmont	0	0	0	.000	0	0	0	.000
SIUE	0	0	0	.000	0	0	0	.000
Morehead State	0	0	0	.000	0	4	0	.000
Murray State	0	0	0	.000	0	5	0	.000

### THIS WEEK'S SCHEDULE

#### Friday, February 15

Marshall vs. Eastern Kentucky, 8:30 a.m., CT  
Ball State vs. Belmont, 9 a.m., CT  
Kennesaw State vs. Tennessee Tech, 10 a.m., CT  
**Wichita State vs. Southeast Missouri, 10 a.m., CT**  
Stephen F. Austin vs. Austin Peay, 10 a.m., CT  
Georgia State vs. Eastern Illinois, 10 a.m., CT  
Presbyterian vs. Eastern Kentucky, 10:45 a.m., CT  
Akron vs. Belmont, 11:30 a.m., CT  
North Alabama vs. Jacksonville State, Noon, CT  
DePaul vs. Eastern Illinois, 12:30 p.m., CT  
Tennessee Tech at Chattanooga, 12:30 p.m., CT  
Western Kentucky vs. SIUE, 1 p.m., CT  
Mount St. Mary's (Md.) vs. Morehead State, 1 p.m., CT  
**Abilene Christian vs. Southeast Missouri, 2 p.m., CT**  
Alabama A&M vs. UT Martin, 2:30 p.m., CT  
Missouri State vs. SIUE, 3 p.m., CT  
Butler vs. Murray State, 4:30 p.m., CT  
Alabama A&M vs. Jacksonville State, 5 p.m., CT

#### Saturday, February 16

Towson vs. Eastern Kentucky, 8:30 a.m., CT  
Georgia State vs. Eastern Illinois, 9 a.m., CT  
**Southeast Missouri at Louisiana Tech, 9 a.m., CT**  
Jackson State vs. Austin Peay, 10 a.m., CT  
UMKC vs. Morehead State, 10:30 p.m., CT  
**Fairleigh Dickinson vs. Southeast Missouri, 11 a.m., CT**  
Texas A&M-Corpus Christi vs. SIUE, 11 a.m., CT  
North Alabama vs. UT Martin, Noon, CT  
Alabama A&M vs. Jacksonville State, Noon, CT  
Toledo vs. Tennessee Tech, 12:30 p.m., CT  
SIUE at Southeastern Louisiana, 1 p.m., CT  
Monmouth vs. Belmont, 2 p.m., CT  
Eastern Illinois at Samford, 2 p.m., CT  
George Mason vs. Murray State, 2 p.m., CT  
Indiana State vs. Tennessee Tech, 3 p.m., CT  
Marshall vs. Eastern Kentucky, 3:15 p.m., CT  
Morehead State vs. Georgia Southern, 3:30 p.m., CT  
Purdue Fort Wayne vs. UT Martin, 5 p.m., CT  
Western Carolina vs. Jacksonville State, 5 p.m., CT  
South Dakota vs. Murray State, 7 p.m., CT  
Drexel vs. Belmont, 7 p.m., CT  
TBA vs. Austin Peay, TBA

#### Sunday, February 17

IUPUI vs. Morehead State, 8 a.m., CT  
Purdue Fort Wayne vs. Jacksonville State, 9 a.m., CT  
Dayton vs. Tennessee Tech, 9 a.m., CT  
SIUE at Southeastern Louisiana, 11 a.m., CT  
UT Martin vs. Alabama State, 11 a.m., CT  
**Mississippi Valley State vs. Southeast Missouri, 11 a.m., CT**  
Ball State vs. Murray State, 11:30 a.m., CT  
Eastern Kentucky at Coastal Carolina, 12:15 p.m., CT  
Delaware vs. Belmont, 2 p.m., CT  
TBA vs. Austin Peay, TBA

# YOUR REDHAWKS

2019 SOFTBALL NOTES / LOUISIANA TECH INVITATIONAL

2018. Both Anderson and Messex have never missed a start in their careers. Ashley Ellis (1B), Parker Bandy (2B), Mykaela Arellanes (RF), Brooke Rheinecker (LF) and Claudia Gallo (LF) are the rest of the returning starters. Rheinecker and Gallo split time as SEMO's starting left fielders last season.

## In the Circle

Senior Haley Thogmartin takes over as Southeast Missouri's top pitcher in the circle this year. Thogmartin made a team-high 30 appearances and started 17 games last season. She led the team with a 2.04 ERA, threw four complete games, recorded a pair of shutouts and put together a 12-7 record. Thogmartin ranked second on the team with 78 strikeouts in 113 innings. She finished with a 6-2 record and 1.88 ERA in 11 appearances and 10 starts in Ohio Valley Conference play. Fellow starting pitcher Alexis Estes and SEMO's top relief pitcher, Rachel Rook, also return. Estes fashioned a 3-1 record with 19 strikeouts in 34.1 innings over 19 appearances and six starts. Meanwhile, Rook put together a 5-5 record and went 5-1 in OVC games as a freshman. She ranked second on the team in ERA and strikeouts (54), and third in wins. Rook led the OVC in games finished (20) and relief appearances (23). In addition, she ranked 25th in the nation with her team-high four saves.

## Roster Breakdown

Southeast Missouri's 2019 roster consists of 23 players, including five seniors, nine juniors, four sophomores and five freshmen. Sarah Messex, Mykaela Arellanes, Parker Bandy, Haley Thogmartin and Mackenzie Long are the seniors. The Redhawks also bring back eight of their top nine hitters from a year ago.

## Redhawks Fifth in OVC Preseason Poll

The Redhawks were picked fifth in the 2019 Ohio Valley Conference Preseason Poll as voted on by the league's head coaches and sports information directors. Southeast Missouri accumulated 160 points in the voting. Eastern Kentucky is this year's preseason favorite after securing 10 first-place votes and 230 points. Jacksonville State (226 pts.), Austin Peay (204 pts.) and SIU Edwardsville

(167 pts.) were also picked ahead of SEMO. Eastern Illinois (143 pts.), UT Martin (121 pts.), Belmont (99 pts.), Murray State (85 pts.), Morehead State (63 pts.), Tennessee Tech (61 pts.) and Tennessee State (23 pts.) completed the poll. The Redhawks finished fourth in the OVC with a 15-7 record last season.

## 2019 OVC Softball Tournament

The 2019 Ohio Valley Conference Softball Championship will be held May 8-11 at Choccolocco Park in Oxford, Alabama. It marks the 26th time the Championship has been held and the fourth-straight year it has been held at the neutral site in Oxford instead of at the site of the No. 1 seed. This year's tournament shifts to a new format, with the first two games being single elimination and the winners of those games advancing to the double elimination portion of the bracket. Last year, Jacksonville State topped No. 1 seed Eastern Kentucky in the title game to win its third-straight and seventh overall OVC Championship Crown.

## Schedule Capsule

Southeast Missouri is scheduled to play 56 games this 2019 season with 14 contests in Cape Girardeau. SEMO will play away from home for its first 19 games. The Redhawks open their 22-game Ohio Valley Conference schedule on the road with doubleheaders at Tennessee State (Mar. 23) and Belmont (Mar. 24). In all, five NCAA Tournament teams from last season are on SEMO's 2019 schedule. Drake, Arkansas, Wichita State, Missouri and fellow OVC member Jacksonville State are those opponents.

## Redhawks Sign Five for 2020

Southeast Missouri signed two catchers, a pair of infielders and one pitcher to its 2020 softball roster. Catchers Karsyn Davis and Jaislyn Merendino, infielders Keira Hance and Kimmy Wallen, and pitcher Paytience Lawson-Holman will join the Redhawks next fall. A native of Harrisburg, Illinois, Davis hit .450 and broke the school's RBI record which she previously set the year before. She also had 13 doubles, one triple and two home runs. Davis played in the Southern Illinois Select All-Star Softball Game and earned Southern

Illinois River-To-River Ohio All-Conference honors Merendino, who hails from Alexandria, Louisiana, hit .267 with 11 RBI, 14 runs scored and a .360 slugging percentage at Alexandria High School a year ago. This past fall, Merendino increased her batting average to .367. She plays with the Texas Bombers summer team. Hance, from Marion, Illinois, hit .488, held a .954 slugging percentage and boasted a .596 on-base percentage at Marion High School. She was part of two regional championships and 78 wins in her three seasons with the Wildcats. Hance, a three year starter, began her prep career at Fort Zumwalt West High School in O'Fallon, Missouri as both a freshman and sophomore. She earned Second-Team All-Conference and All-Academic honors as a freshman and First-Team All-Conference, All-District and All-Academic accolades as a sophomore. During her junior campaign at Marion High School, Hance received All-Conference and All-South recognition, while also being named her team's Offensive and Defensive Player of the Year. A native of Park Hills, Missouri, Wallen led the area with a .571 batting average with no strikeouts and posted a 21-4 record and 1.48 ERA inside the circle at Central High School. She broke several single-season records while leading the Lady Rebels to a second-place finish at the state tournament last spring. Wallen is a three-time All-State softball honoree. Lawson-Holman, who hails from Mexico, Missouri, was a First-Team Class 3 All-State pitcher at Mexico High School. She earned All-Region, All-District and All-North Central Missouri Conference First-Team honors in 2018. Lawson-Holman led Mexico High School to a state title in Springfield with a win over Oak Grove. She set several team records both offensively and in the circle, including total bases (78), home runs (8), most strikeouts by a pitcher (258) and lowest earned run average with a minimum of 75 innings pitched (1.08). Lawson-Holman set the record for the Lady Bulldogs in most innings pitched (165.3) in 2017, as well.

# YOUR REDHAWKS

## 2019 ROSTER

### NUMERICAL

No.	Name	Pos.	Ht.	B/T	Cl.	Hometown (High School/College)
1	Payton Pierce	INF	5-6	R/R	Fr.	Metropolis, Ill. (Massac County)
2	Rachel Anderson	OF	5-3	L/R	Jr.	Edwardsville, Ill. (Edwardsville)
3	Sarah Messex	INF	5-4	R/R	Sr.	Sullivan, Mo. (Sullivan)
4	Claudia Gallo	OF	5-6	R/R	Jr.	Arnold, Mo. (Fox)
5	Alexis Estes	P	5-9	R/R	Jr.	Lane, Ill. (Clinton/Lincoln Land CC)
6	Marisa Davis	P	5-4	L/L	Fr.	Kansas City, Mo. (Lee's Summit North)
7	Mykaela Arellanes	OF	5-6	L/L	Sr.	Foristell, Mo. (Holt/Northern Illinois)
8	Parker Bandy	INF	5-7	L/R	Sr.	Springfield, Ill. (Glenwood/Illinois State)
9	Rachel Rook	P	5-11	R/R	So.	Republic, Mo. (Republic)
10	Ashley Emert	C/INF	5-10	R/R	So.	East Peoria, Ill. (East Peoria/Illinois State)
11	Danina Marton	INF	5-10	R/R	So.	Northridge, Calif. (Grover Cleveland)
12	Addison Barnouski	INF	5-9	R/R	Jr.	O'Fallon, Ill. (O'Fallon Township)
14	Kaylee Anderson	INF/P	5-7	R/R	So.	Warrenton, Mo. (Warrenton)
15	Haley Thogmartin	P	5-8	R/R	Sr.	St. Louis, Mo. (Kirkwood)
16	Randi Dae Conway	OF	5-7	B/R	Jr.	Morganfield, Ky. (Union County)
17	Brooke Rheinecker	OF	5-2	L/R	Jr.	St. Louis, Mo. (Lindbergh)
18	Mackenzie Long	INF	5-2	L/R	Sr.	Lee's Summit, Mo. (Lee's Summit West)
20	Leaha Wininger	INF	5-7	R/R	Fr.	Johnston City, Ill. (Johnston City)
21	Chelsy Pena	C	5-6	R/R	Fr.	Columbia, Ill. (Columbia)
22	Madison Harris	INF	5-6	R/R	Jr.	Imperial, Mo. (Windsor)
24	Rachael Donald	C	5-8	R/R	Jr.	Dupo, Ill. (Dupo)
26	Ashley Ellis	INF	5-8	R/R	Jr.	Arnold, Mo. (Fox)
27	Anna Griffin	INF	6-1	R/R	Fr.	Bentonville, Ark. (Bentonville West)

### ALPHABETICAL

No.	Name	Pos.	Ht.	B/T	Cl.	Hometown (High School/College)
14	Kaylee Anderson	INF/P	5-7	R/R	So.	Warrenton, Mo. (Warrenton)
2	Rachel Anderson	OF	5-3	L/R	Jr.	Edwardsville, Ill. (Edwardsville)
7	Mykaela Arellanes	OF	5-6	L/L	Sr.	Foristell, Mo. (Holt/Northern Illinois)
8	Parker Bandy	INF	5-7	L/R	Sr.	Springfield, Ill. (Glenwood/Illinois State)
12	Addison Barnouski	INF	5-9	R/R	Jr.	O'Fallon, Ill. (O'Fallon Township)
16	Randi Dae Conway	OF	5-7	B/R	Jr.	Morganfield, Ky. (Union County)
6	Marisa Davis	P	5-4	L/L	Fr.	Kansas City, Mo. (Lee's Summit North)
24	Rachael Donald	C	5-8	R/R	Jr.	Dupo, Ill. (Dupo)
26	Ashley Ellis	INF	5-8	R/R	Jr.	Arnold, Mo. (Fox)
10	Ashley Emert	C/INF	5-10	R/R	So.	East Peoria, Ill. (East Peoria/Illinois State)
5	Alexis Estes	P	5-9	R/R	Jr.	Lane, Ill. (Clinton/Lincoln Land CC)
4	Claudia Gallo	OF	5-6	R/R	Jr.	Arnold, Mo. (Fox)
27	Anna Griffin	INF	6-1	R/R	Fr.	Bentonville, Ark. (Bentonville West)
22	Madison Harris	INF	5-6	R/R	Jr.	Imperial, Mo. (Windsor)
18	Mackenzie Long	INF	5-2	L/R	Sr.	Lee's Summit, Mo. (Lee's Summit West)
11	Danina Marton	INF	5-10	R/R	So.	Northridge, Calif. (Grover Cleveland)
3	Sarah Messex	INF	5-4	R/R	Sr.	Sullivan, Mo. (Sullivan)
21	Chelsy Pena	C	5-6	R/R	Fr.	Columbia, Ill. (Columbia)
1	Payton Pierce	INF	5-6	R/R	Fr.	Metropolis, Ill. (Massac County)
17	Brooke Rheinecker	OF	5-2	L/R	Jr.	St. Louis, Mo. (Lindbergh)
9	Rachel Rook	P	5-11	R/R	So.	Republic, Mo. (Republic)
15	Haley Thogmartin	P	5-8	R/R	Sr.	St. Louis, Mo. (Kirkwood)
20	Leaha Wininger	INF	5-7	R/R	Fr.	Johnston City, Ill. (Johnston City)

**Head Coach:** Mark Redburn (Fifth Year/Missouri-St. Louis, 1993)

**Assistant Coaches:** Kristen Jones (Fourth Year/Augusta State, 2012);

Bill Graham (First Year/Penn State Behrend College, 1994)

### ROSTER BREAKDOWN

Total Squad Members.....	23
Seniors .....	5
Juniors .....	9
Sophomores.....	4
Freshmen.....	5

### PRONUNCIATION GUIDE

Mykaela Arellanes .....	air-EE-ah-ness
Addison Barnouski .....	bar-NOW-ski
Brooke Rheinecker .....	RYE-neck-er

### GEOGRAPHICAL BREAKDOWN

Arkansas.....	1
Anna Griffin	
California.....	1
Danina Marton	
Illinois.....	9
Rachel Anderson, Parker Bandy, Addison Barnouski, Rachael Donald, Ashley Emert, Alexis Estes, Chelsy Pena, Payton Pierce, Leaha Wininger	
Kentucky .....	1
Randi Dae Conway	
Missouri .....	11
Kaylee Anderson, Mykaela Arellanes, Marisa Davis, Ashley Ellis, Claudia Gallo, Madison Harris, Mackenzie Long, Sarah Messex, Brooke Rheinecker, Rachel Rook, Haley Thogmartin	

### HONORS/AWARDS

-----



# YOUR REDHAWKS

HEAD COACH MARK REDBURN



► Head Coach  
► Fifth Year  
► Missouri-St. Louis, 1993



## MARK REDBURN

### THE 2019 SEASON MARKS THE FIFTH YEAR FOR SOUTHEAST MISSOURI HEAD COACH MARK REDBURN.

Mark Redburn has the Southeast Missouri softball program moving in the right direction entering his fifth year at the helm.

Redburn coaches the 43rd team in Southeast softball history in 2019.

Last season, the Redhawks took a giant step forward. SEMO went 33-20 overall and finished fourth in the Ohio Valley Conference with a 15-7 mark. The Redhawks claimed their 16th 30-win season in program history and locked down their first winning campaign in seven years. The 33 wins were SEMO's most since it won 38 games in 1998.

The Redhawks heated up to win 11 of their final 14 regular-season games and advanced to the eight-team OVC Tournament with their highest seed (#4) since 2009 (#2). SEMO made its 17th all-time trip to the league's

postseason tournament and second in four seasons with Redburn at the helm.

SEMO's 2018 club finished with a 74 RPI among the nation's 296 NCAA Division I softball teams, quite a jump from its 173 ranking in 2017. The Redhawks broke four of the school's single-season records and collected eight doubleheader sweeps along the way.

The Redhawks established new SEMO single-season records in walks (166), stolen bases (70), saves (7) and strikeouts looking (85). SEMO was also either second or third among the program's top teams in stolen base attempts (2nd, 87), batters struck out (2nd, 260), fielding percentage (2nd, .970), fewest errors (2nd, 43) and on-base percentage (3rd, .359).

Defensively, SEMO improved tremendously. After ranking eighth in the OVC in fielding percentage a year ago, the Redhawks were the league's second-best fielding team in 2018. SEMO had 43 errors and committed 16 less than it did in 2017. The Redhawks went error free in 25 games equating to 47 percent of their entire season.

The year before that SEMO finished the 2017 campaign among the school's top single-season leaders in slugging percentage (6th, .427), on-base

percentage (5th, .356), triples (4th, 21), home runs (9th, 31), total bases (9th, 567), stolen bases (2nd, 65), stolen base attempts (1st, 88), opponent batting average (7th, .282), strikeouts/7 innings (7th, 4.17), strikeouts (10th, 194), strikeouts allowed (3rd, 61) fewest doubles allowed (8th, 49), fielding percentage (8th, .960), fewest errors (7th, 59) and fewest stolen bases against (3rd, 38).

Redburn picked up his 200th career victory when SEMO beat Austin Peay, 7-4, on Apr. 30, 2016. His 2016 club ranked among the school's top-10 teams in doubles (6th, 69), stolen bases (3rd, 58), walks (8th, 138), home runs (6th, 35) and slugging percentage (6th, .412).

In his first season, Redburn led the Redhawks to an overall record of 19-27 and 12-12 in OVC play during the 2015 campaign. His 19 victories came after SEMO won no more than 15 games in each of the previous two seasons. Redburn's first club at Southeast also had 12 OVC wins, a +9 increase from the 2014 campaign. In addition, the Redhawks made the OVC Tournament, snapping a streak of three years where they missed the event.

Not only did Redburn earn his 100th career NCAA Division I win in his inaugural season with the Redhawks, but he coached three All-OVC selections and one NFCA All-Region honoree.

Statistically, SEMO finished among the top-five OVC teams in batting average (3rd), slugging percentage (5th), on-base percentage (5th) and hits (5th). The 2015 Redhawks also broke two single-season records with Kayla Fortner establishing new marks in home runs and

walks. SEMO tied the OVC single-game mark and set a single-game school record with six home runs, as well.

Academically, the Redhawks accumulated a 3.35 grade point average during the 2014-15 academic year as a total of nine players earned NFCA All-America Scholar-Athlete status for achieving a 3.5 or higher GPA.

Redburn coached a total of four first-team All-OVC selections, three second-team All-OVC picks, one OVC Freshman of the Year, three NFCA All-Region honorees and three OVC All-Newcomer selections in his first four years as SEMO's head coach.

The fourth head coach in Redhawk softball history, Redburn won 90 games in five years as head coach at the University of Evansville before accepting the job at Southeast on June 26, 2014.

In 2014, Redburn coached a UE team with five starters that were underclassmen, including four freshmen and one sophomore. The Purple Aces achieved their highest batting average since 2007. Additionally, UE had a freshman lead the team in stolen bases and home runs.

Despite a season that allowed 53 games, the 2013 team had its best season in Redburn's five years at UE. Entering the Missouri Valley Conference Tournament as the No. 7 seed, the Purple Aces beat the No. 6, No. 3 and No. 2 seeds to make their first MVC Championship appearance since 2003. UE finished second with three players garnering All-Tournament team honors.

The 2013 campaign resulted in the most overall wins in a

# YOUR REDHAWKS

HEAD COACH MARK REDBURN

season since 2008 and the best regular-season and conference tournament finish since Redburn's arrival. UE continued its aggressive baserunning with 89 stolen bases, ranking second in the MVC. The pitching staff also rated fourth in the conference.

Redburn's 2012 club saw improvement as well, winning more games than it had the previous season. The Purple Aces stole 79 bases and had two all-conference and one National Fastpitch Coaches Association All-Region selection that year. In 2011, Redburn exposed a young and inexperienced team to some of the top programs in the nation as UE played one of its most difficult schedules. Tennessee, Georgia Tech, Missouri, Ohio State, Texas Tech, South Alabama and Chattanooga were among the stiff competition.

Redburn quickly started to transform the UE program during his first year in 2010. The Purple Aces secured a berth in the MVC Tournament after winning 10 conference games. UE led the MVC with 31 doubles and hit 36 home runs, while producing two all-conference picks.

Academically, Redburn's teams consistently enjoyed success. In fact, each of his last four UE teams accumulated a 3.1 or higher grade point average. He had several student-athletes obtain over a 3.5 GPA and earn academic recognition along the way.

Prior to UE, Redburn spent three years as an assistant coach at the University of Missouri working primarily with the pitchers and catchers, and serving as recruiting coordinator.

He was part of a coaching staff that compiled an overall record of 137-53. The Tigers registered a school record for victories (50), won the Big 12 Conference Tournament, won their Regional and defeated host UCLA in the Super Regional to advance to the College World Series in 2009. Overall, Redburn coached four all-conference pitchers, including USA National Team Pitcher Chelsea Thomas at Missouri.

Redburn began his collegiate coaching career as head coach at St. Charles (Mo.) Community College from 2001-04. He led the 2003 team to its first Region 16 championship and a seventh-place finish at the National Junior College Athletic Association Division I National Tournament. His 2004 squad set a school record with 33 victories.

Following his stay at St. Charles CC, Redburn spent two seasons as head coach of the new softball program at Jefferson College. In the program's first year of competition, 2006, he led Jefferson to a 49-16 record, Region 16 championship and ninth-place finish at the NJCAA Division I National Tournament. Redburn was honored as the Midwest Community College Athletic Conference Coach of the Year following that season. A native of St. Charles, Missouri, Redburn graduated from the University of Missouri-St. Louis in 1993 and received his master's degree in Athletics/Activities Administration from William Woods University.

He and his wife, Tracy, have two sons, Joe and Jack.

## THE MARK REDBURN FILE

### Hometown

St. Charles, Mo.

### Family

Spouse: Tracy  
Sons: Joe, Jack

### Education

- Missouri-St. Louis, Bachelor of Science in Special Education
- William Woods, Master of Education in Athletics/Activities Administration

## REDBURN'S YEAR-BY-YEAR RECORDS

Year	School	Assignment	Record	Conf. Finish	Postseason
2002	St. Charles CC	Head Coach	8-18	-	-
2003	St. Charles CC	Head Coach	9-8	-	-
2004	St. Charles CC	Head Coach	10-10		
2005	Jefferson College	Head Coach	-	Program Preparation Year	-
2006	Jefferson College	Head Coach	49-16	1st Region 16	-
2007	Missouri	Assistant Coach	40-23, 13-4	3rd Big 12	-
2008	Missouri	Assistant Coach	47-17, 11-6	3rd Big 12	-
2009	Missouri	Assistant Coach	50-12, 12-6	2nd Big 12	1st Big 12 Tourn., NCAA Midwest Regional Champions, NCAA Super Regional Champions, 8th in College World Series
2010	Evansville	Head Coach	18-34, 10-16	t7th MVC	-
2011	Evansville	Head Coach	12-42, 6-21	9th MVC	-
2012	Evansville	Head Coach	18-37, 8-19	8th MVC	-
2013	Evansville	Head Coach	23-30, 11-12	7th MVC	2nd MVC Tourn.
2014	Evansville	Head Coach	19-32, 7-19	10th MVC	-
2015	Southeast Missouri	Head Coach	19-27, 12-12	7th OVC	8th OVC Tourn.
2016	Southeast Missouri	Head Coach	16-33, 10-17	10th OVC	-
2017	Southeast Missouri	Head Coach	23-27, 8-14	9th OVC	-
2018	Southeast Missouri	Head Coach	33-20, 15-7	4th OVC	7th OVC Tourn.
2019	Southeast Missouri	Head Coach	4-1, 0-0		

### Overall Record as a Head Coach: 261-335 (15 years)

Record at Southeast Missouri, 95-108, 45-50 Ohio Valley Conference (5 years)

Record at Evansville, 90-175, 42-87 Missouri Valley Conference (5 years)

Record at Jefferson College, 49-16 (2 years)

Record at St. Charles CC: 27-36 (3 years)

Record as a college assistant: 137-52 (3 years)

## REDBURN BY THE NUMBERS


- 30 OVC Commissioner's Honor Roll Selections
- 19+ Academic All-Americans
- 11 NJCAA All-Region 16 Players
- 9 NFCA All-America Scholar-Athletes
- 6 All-MVC Players
- 6 MVC Scholar-Athletes
- 4 All-Americans
- 4 MCCAC All-Conference Players
- 4 OVC Medal of Honor Recipients
- 4 OVC Players of the Week
- 3 First-Team All-OVC Selections
- 3 OVC All-Newcomer Selections
- 3 MVC Players of the Week
- 2 NFCA All-Region Selections
- 1 OVC Freshman of the Year
- 1 Second-Team All-OVC Selection

## COACHING HONORS

- 2009 Midwest Coaching Staff of the Year
- 2006 Region 16 and MCCAC Coach of the Year
- 2003 Region 16 Coach of the Year

# YOUR REDHAWKS

## RADIO/TV ROSTER




1

**PAYTON PIERCE**  
INF / 5-6 / R-R / Fr.  
Metropolis, Ill.




2

**RACHEL ANDERSON**  
OF / 5-3 / L-R / Jr.  
Edwardsville, Ill.



3

**SARAH MESSEX**  
INF / 5-4 / R-R / Sr.  
Sullivan, Mo.



4

**CLAUDIA GALLO**  
OF / 5-6 / R-R / Jr.  
Arnold, Mo.




5

**ALEXIS ESTES**  
P / 5-9 / R-R / Jr.  
Lane, Ill.




6

**MARISA DAVIS**  
P / 5-4 / L-L / Fr.  
Kansas City, Mo.



7

**MYKAELA ARELLANES**  
OF / 5-6 / L-L / Sr.  
Foristell, Mo.



8

**PARKER BANDY**  
INF / 5-7 / L-R / Sr.  
Springfield, Ill.



9

**RACHEL ROOK**  
P / 5-11 / R-R / So.  
Republic, Mo.



10

**ASHLEY EMERT**  
C/INF / 5-10 / R-R / So.  
East Peoria, Ill.



11

**DANINA MARTON**  
INF / 5-10 / R-R / So.  
Northridge, Calif.




12

**ADDISON BARNOUSKI**  
INF / 5-9 / R-R / Jr.  
O'Fallon, Ill.



14

**KAYLEE ANDERSON**  
INF/P / 5-7 / R-R / So.  
Warrenton, Mo.



15

**HALEY THOGMARTIN**  
P / 5-8 / R-R / Sr.  
St. Louis, Mo.




16

**RANDI DAE CONWAY**  
OF / 5-7 / B-R / Jr.  
Morganfield, Ky.



17

**BROOKE RHEINECKER**  
OF / 5-2 / L-R / Jr.  
St. Louis, Mo.



18

**MACKENZIE LONG**  
INF / 5-2 / L-R / Sr.  
Lee's Summit, Mo.




20

**LEAHA WININGER**  
INF / 5-7 / R-R / Fr.  
Johnston City, Ill.



21

**CHELSEY PENA**  
C / 5-6 / R-R / Fr.  
Columbia, Ill.




22

**MADISON HARRIS**  
INF / 5-6 / R-R / Jr.  
Imperial, Mo.



24

**RACHAEL DONALD**  
C / 5-8 / R-R / Jr.  
Dupo, Ill.



26

**ASHLEY ELLIS**  
INF / 5-8 / R-R / Jr.  
Arnold, Mo.



27

**ANNA GRIFFIN**  
INF / 6-1 / R-R / Fr.  
Bentonville, Ark.



**MARK REDBURN**  
Head Coach  
Fifth Year



**KRISTEN JONES**  
Assistant Coach  
Fourth Year



**BILL GRAHAM**  
Assistant Coach  
First Year

# YOUR REDHAWKS

## 2019 OVERALL STATISTICS



### 2019 Southeast Missouri Softball Overall Statistics for Southeast Missouri (as of Feb 10, 2019) (All games Sorted by Batting avg)



Record: 4-1 Home: 0-0 Away: 2-0 Neutral: 2-1 OVC: 0-0

Player	avg	gp-gs	ab	r	h	2b	3b	hr	rbi	tb	slg%	bb	hp	so	gdp	ob%	sf	sh	sb-att	po	a	e	fld%
2 ANDERSON, Rachel	.556	5-5	18	3	10	1	2	0	5	15	.833	2	0	1	0	.600	0	0	2-3	13	0	0	1.000
12 BARNOUSKI, Addison	.545	5-5	11	3	6	1	0	0	4	7	.636	1	1	2	0	.615	0	0	0-0	8	6	3	.824
26 ELLIS, Ashley	.467	5-5	15	3	7	1	1	2	6	16	1.067	0	0	3	0	.467	0	0	0-0	20	0	0	1.000
7 ARELLANES, Mykaela	.357	5-5	14	4	5	0	0	0	3	5	.357	5	1	1	0	.550	0	0	1-1	4	0	0	1.000
3 MESSEX, Sarah	.333	5-5	15	3	5	1	0	0	2	6	.400	5	0	4	0	.500	0	0	0-0	6	7	0	1.000
4 GALLO, Claudia	.313	5-5	16	5	5	2	0	1	3	10	.625	1	1	1	0	.389	0	0	1-1	11	0	0	1.000
8 BANDY, Parker	.267	5-5	15	6	4	1	2	0	6	9	.600	2	0	2	0	.353	0	0	1-1	4	6	1	.909
24 DONALD, Rachael	.182	5-2	11	1	2	0	0	0	2	2	.182	0	0	4	0	.182	0	0	0-0	18	0	0	1.000
-----																							
22 HARRIS, Madison	.400	4-1	5	1	2	0	0	0	1	2	.400	1	0	0	0	.500	0	0	1-1	0	0	0	.000
17 RHEINECKER, Brooke	.333	4-3	9	3	3	0	0	0	1	3	.333	1	0	1	0	.400	0	0	1-1	0	0	0	.000
21 PENA, Chelsy	.000	4-2	5	0	0	0	0	0	0	0	.000	0	0	2	0	.000	0	0	0-0	6	0	0	1.000
14 ANDERSON, Kaylee	.000	4-1	4	1	0	0	0	0	0	0	.000	1	0	0	0	.200	0	0	0-1	1	0	1	.500
10 EMERT, Ashley	.000	2-1	2	0	0	0	0	0	0	0	.000	0	0	2	0	.000	0	0	0-0	5	0	0	1.000
16 CONWAY, Randi Dae	.000	4-0	1	1	0	0	0	0	0	0	.000	0	0	1	0	.000	0	0	0-0	0	0	0	.000
11 MARTON, Danina	.000	2-0	0	0	0	0	0	0	0	0	.000	0	0	0	0	.000	0	0	0-0	0	0	0	.000
18 LONG, Mackenzie	.000	4-0	0	2	0	0	0	0	0	0	.000	0	0	0	0	.000	0	0	1-1	0	0	0	.000
27 GRIFFIN, Anna	.000	1-0	0	0	0	0	0	0	0	0	.000	1	0	0	0	1.000	0	0	0-0	0	0	0	.000
Totals	.348	5	141	36	49	7	5	3	33	75	.532	20	3	24	0	.439	0	0	8-10	99	20	5	.960
Opponents	.240	5	129	15	31	2	1	3	15	44	.341	20	3	27	0	.351	2	0	5-5	96	34	6	.956

LOB - Team (33), Opp (40). DPs turned - Team (2). CI - Team (0), Opp (1).

### (All games Sorted by Earned run avg)

Player	era	w-l	app	gs	cg	sho	sv	ip	h	r	er	bb	so	2b	3b	hr	b/avg	wp	hp	bk	sfa	sha
5 ESTES, Alexis	3.38	2-0	2	2	0	0/0	0	8.0	5	3	3	5	3	0	0	2	.179	1	1	0	0	0
9 ROOK, Rachel	4.50	0-0	4	0	0	0/0	0	6.0	6	3	3	2	10	0	0	0	.250	2	0	0	1	0
15 THOGMARTIN, Haley	5.40	2-1	4	3	1	1/0	1	13.1	15	8	8	7	11	1	1	1	.278	0	0	0	0	0
-----																						
6 DAVIS, Marisa	0.00	0-0	3	0	0	0/0	0	4.0	2	0	0	4	2	0	0	0	.143	0	1	0	1	0
14 ANDERSON, Kaylee	5.40	0-0	1	0	0	0/0	0	1.2	3	1	1	2	1	1	0	0	.333	0	1	0	0	0
Totals	4.09	4-1	5	5	1	1/0	1	33.0	31	15	15	20	27	2	1	3	.240	3	3	0	2	0
Opponents	7.88	1-4	5	5	1	0/0	0	32.0	49	36	28	20	24	7	5	3	.348	5	3	0	0	0

PB - Team (1), DONALD 1. SBA/ATT - DAVIS (2-2), THOGMARTIN (2-2), PENA (2-2), DONALD (2-2), ROOK (1-1), EMERT (1-1).



# YOUR REDHAWKS

2019 SCHEDULE/RESULTS



## 2019 Southeast Missouri Softball Game Results for Southeast Missouri (as of Feb 13, 2019) (All games)



Date	Opponent	Score	Inns	Overall	OVC	Pitcher of record	Attend	Time
! 02-08-19	vs South Dakota State	w 7-3	7	1-0-0	0-0-0	THOGMARTIN (W 1-0)	105	2:21
! 02-08-19	at UNI	w 5-1	7	2-0-0	0-0-0	ESTES (W 1-0)	180	1:50
! 02-09-19	at UNI	w 16-0	5	3-0-0	0-0-0	THOGMARTIN (W 2-0)	350	1:50
! 02-09-19	vs Toledo	w 7-5	7	4-0-0	0-0-0	ESTES (W 2-0)	200	2:10
! 02-10-19	vs Drake	L 1-6	7	4-1-0	0-0-0	THOGMARTIN (L 2-1)	325	1:52

! = UNI Dome Classic (Cedar Falls, Iowa)

\* = Conference game

() extra inning game

# YOUR REDHAWKS

2018 FINAL OVC STATISTICS



## 2018 Southeast Missouri Softball Conference statistics for Southeast Missouri (as of Apr 29, 2018) (OVC games only Sorted by Batting avg)



Record: 15-7 Home: 10-2 Away: 5-5 OVC: 15-7

Player	avg	gp-gs	ab	r	h	2b	3b	hr	rbi	tb	slg%	bb	hp	so	gdp	ob%	sf	sh	sb-att	po	a	e	fld%
2 ANDERSON, Rachel	.387	22-22	62	14	24	5	2	0	11	33	.532	11	0	11	0	.473	1	1	9-12	31	3	0	1.000
4 GALLO, Claudia	.355	18-9	31	6	11	2	1	2	6	21	.677	3	4	4	0	.474	0	0	0-0	12	0	0	1.000
3 MESSEX, Sarah	.328	22-22	58	19	19	3	0	3	17	31	.534	8	3	14	0	.423	2	0	7-7	42	27	3	.958
7 ARELLANES, Mykaela	.319	14-14	47	8	15	2	0	0	6	17	.362	4	0	11	0	.373	0	0	4-5	10	1	0	1.000
8 BANDY, Parker	.313	22-22	67	8	21	2	2	0	10	27	.403	6	1	13	1	.378	0	1	0-0	26	32	5	.921
17 RHEINECKER, Brooke	.313	20-15	32	6	10	1	0	0	3	11	.344	1	1	1	0	.353	0	4	4-6	11	1	1	.923
21 TILLOTSON, Abby	.271	21-20	48	9	13	3	0	2	11	22	.458	10	3	13	0	.419	1	0	1-1	84	6	0	1.000
12 BARNOUSKI, Addison	.220	20-20	50	10	11	2	1	2	10	21	.420	3	0	14	0	.264	0	0	4-4	14	29	3	.935
26 ELLIS, Ashley	.167	22-22	60	3	10	1	0	0	2	11	.183	5	1	19	2	.242	0	1	2-2	136	4	2	.986
-----																							
10 PRUETT, Darby	.308	14-8	26	3	8	2	0	2	10	16	.615	1	1	8	2	.357	0	0	0-0	4	15	2	.905
1 WERNIG, Claire	.267	13-2	15	4	4	2	0	0	2	6	.400	2	0	6	0	.353	0	0	1-1	1	0	1	.500
6 HAYES, Riley	.250	12-9	16	0	4	2	0	0	1	6	.375	4	0	7	0	.400	0	0	0-0	48	7	0	1.000
16 CONWAY, Randi Dae	.150	19-10	20	6	3	1	0	0	2	4	.200	1	0	5	0	.190	0	1	1-1	7	0	0	1.000
22 HARRIS, Madison	.118	18-2	17	7	2	0	0	0	3	2	.118	1	0	1	0	.158	1	0	2-3	0	0	0	.000
24 DONALD, Rachael	.000	3-1	4	0	0	0	0	0	0	0	.000	0	0	1	0	.000	0	0	0-0	6	3	0	1.000
14 ANDERSON, Kaylee	.000	5-0	3	1	0	0	0	0	0	0	.000	0	0	0	0	.000	0	0	0-0	0	0	0	.000
18 LONG, Mackenzie	.000	6-0	1	2	0	0	0	0	0	0	.000	0	0	0	0	.000	0	0	0-0	0	0	0	.000
Totals	.278	22	557	106	155	28	6	11	94	228	.409	60	14	128	5	.360	5	8	35-42	440	154	17	.972
Opponents	.239	22	557	73	133	22	3	17	68	212	.381	56	6	128	1	.314	2	11	14-19	428	151	21	.965

LOB - Team (111), Opp (119). DPs turned - Team (5), Opp (8). CI - Team (0), Opp (1). IBB - Team (0), Opp (2).

## (OVC games only Sorted by Earned run avg)

Player	era	w-l	app	gs	cg	sho	sv	ip	h	r	er	bb	so	2b	3b	hr	b/avg	wp	hp	bk	sfa	sha
15 THOGMARTIN, Haley	1.88	6-2	11	10	2	1/2	0	52.0	45	21	14	10	43	8	0	6	.228	0	1	0	0	6
19 KRUMREY, Madeline	3.67	4-4	11	11	6	0/0	1	63.0	69	40	33	25	54	12	2	7	.272	2	0	0	1	2
-----																						
9 ROOK, Rachel	1.48	5-1	12	0	0	0/2	2	23.2	10	5	5	14	26	0	1	1	.133	3	4	0	1	1
5 ESTES, Alexis	5.25	0-0	5	1	0	0/0	0	8.0	9	7	6	7	5	2	0	3	.290	0	1	0	0	2
Totals	2.77	15-7	22	22	8	3/2	3	146.2	133	73	58	56	128	22	3	17	.239	5	6	0	2	11
Opponents	4.50	7-15	22	22	12	3/0	0	141.2	154	106	91	60	128	28	6	11	.278	15	14	0	5	8

PB - Team (0), Opp (3). Pickoffs - Team (4), HAYES 2, TILLOTSON 2. SBA/ATT - KRUMREY (9-13), HAYES (9-11), TILLOTSON (5-7), ROOK (3-4), THOGMARTIN (2-2), DONALD (0-1).

# YOUR REDHAWKS

## SEASON/CAREER-HIGHS

### MULTIPLE HIT GAMES

Player	2	3	4	5+	Total
Rachel Anderson	2	2	-	-	4
Sarah Messex	1	1	-	-	2
Ashley Ellis	1	1	-	-	2
Addison Barnouski	2	-	-	-	2
Mykaela Arellanes	2	-	-	-	2
Parker Bandy	2	-	-	-	2
Rachael Donald	1	-	-	-	1
Brooke Rheinecker	1	-	-	-	1
Claudia Gallo	1	-	-	-	1

### MULTIPLE RBI GAMES

Player	2	3	4	5+	Total
Rachel Anderson	2	-	-	-	2
Parker Bandy	1	1	-	-	2
Ashley Ellis	-	-	1	-	1
Rachael Donald	1	-	-	-	1
Mykaela Arellanes	-	1	-	-	1
Claudia Gallo	1	-	-	-	1
Addison Barnouski	-	1	-	-	1

### INNING BY INNING SUMMARY

Inning	SEMO	Opp.
First	3	3
Second	15	3
Third	5	0
Fourth	8	2
Fifth	5	3
Sixth	0	2
Seventh	0	2
Extra	0	0
Totals	36	15

### INNING BY INNING SUMMARY (OVC GAMES)

Inning	SEMO	Opp.
First	0	0
Second	0	0
Third	0	0
Fourth	0	0
Fifth	0	0
Sixth	0	0
Seventh	0	0
Extra	0	0
Totals	0	0

### CURRENT HITTING STREAKS

Player	Games	Started
Rachel Anderson	4	2/8
Ashley Ellis	3	2/9

### CURRENT REACHED BASE STREAKS

Player	Games	Started
Rachel Anderson	28	4/5/18

### CAREER MULTIPLE HIT GAMES

Player	2	3	4	5+	Total
Rachel Anderson	27	10	-	-	37
Mykaela Arellanes	26	5	-	-	31
Sarah Messex	19	2	1	-	22
Parker Bandy	15	2	-	-	17
Addison Barnouski	14	2	-	-	16
Ashley Ellis	14	1	-	-	15
Brooke Rheinecker	12	1	-	-	13
Claudia Gallo	5	1	-	-	6
Randi Dae Conway	2	-	-	-	2
Rachael Donald	1	0	0	0	1
Madison Harris	5	1	-	-	6

### CAREER MULTIPLE RBI GAMES

Player	2	3	4	5+	Total
Rachel Anderson	13	6	-	-	19
Sarah Messex	12	6	-	-	18
Parker Bandy	10	2	-	-	12
Addison Barnouski	9	3	-	-	12
Ashley Ellis	6	3	1	1	11
Mykaela Arellanes	7	2	1	-	10
Claudia Gallo	6	-	-	-	6
Madison Harris	4	-	-	-	4
Rachael Donald	2	-	-	-	2
Brooke Rheinecker	1	1	-	-	2

### 14 KAYLEE ANDERSON

#### 2019 Hitting Season-Highs

At-Bats	.....2, vs. Toledo (2/9)
Runs	.....1, at Northern Iowa (2/9)
Hits	.....-
Doubles	.....-
Triples	.....-
Home Runs	.....-
RBI	.....-
Stolen Bases	.....-

#### 2019 Pitching Season-Highs

Innings Pitched	.....1.2, vs. South Dakota State (2/8)
Fewest Hits	.....3, vs. South Dakota State (2/8)
Most Hits	.....3, vs. South Dakota State (2/8)
Fewest Runs	.....1, vs. South Dakota State (2/8)
Most Runs	.....1, vs. South Dakota State (2/8)
Fewest Walks	.....2, vs. South Dakota State (2/8)
Strikeouts	.....1, vs. South Dakota State (2/8)

#### Hitting Career-Highs

At-Bats	.....3, at Kentucky (3/4/18)
Runs	.....1, 3x, last at Northern Iowa (2/9/19)
Hits	.....1, vs. Drake (2/11/18)
Doubles	.....-
Triples	.....-
Home Runs	.....-
RBI	.....-
Stolen Bases	.....-

#### Pitching Career-Highs

Innings Pitched	.....2.0, at Creighton (3/10/18)
Fewest Hits	.....1, vs. Western Michigan (2/25/18)
Most Hits	.....3, vs. South Dakota State (2/8/19)
Fewest Runs	.....0, at Creighton (3/10/18)
Most Runs	.....2, vs. Western Michigan (2/25/18)
Fewest Walks	.....0, 2x, last vs. Western Michigan (2/25/18)
Strikeouts	.....1, 2x, last vs. South Dakota State (2/8/19)

### 2 RACHEL ANDERSON

#### 2019 Season-Highs

At-Bats	.....5, at Northern Iowa (2/9)
Runs	.....1, 3x, last at Northern Iowa (2/9)
Hits	.....3, 2x, last vs. Drake (2/10)
Doubles	.....1, vs. Drake (2/10)
Triples	.....1, 2x, last vs. Toledo (2/9)
Home Runs	.....-
RBI	.....2, 2x, last at Northern Iowa (2/9)
Stolen Bases	.....1, 2x, last vs. Toledo (2/9)

#### Career-Highs

At-Bats	.....5, 2x, last at Northern Iowa (2/9/19)
Runs	.....3, 5x, last at Chattanooga (2/24/18)
Hits	.....3, 10x, last vs. Drake (2/10/19)
Doubles	.....1, 22x, last vs. Drake (2/10/19)
Triples	.....2, 2x, last at Alcorn State (2/25/17)
Home Runs	.....1, 8x, last at Chattanooga (2/24/18)
RBI	.....3, 6x, last at Austin Peay (4/6/18)
Stolen Bases	.....2, 3x, last vs. Tennessee State (4/28/18)

### 7 MYKAELA ARELLANES

#### 2019 Season-Highs

At-Bats	.....4, vs. South Dakota State (2/8)
Runs	.....2, at Northern Iowa (2/8)
Hits	.....2, 2x, last vs. Toledo (2/9)
Doubles	.....-
Triples	.....-
Home Runs	.....-
RBI	.....3, at Northern Iowa (2/9)
Stolen Bases	.....1, vs. Toledo (2/9)

#### Career-Highs

At-Bats	.....5, vs. Tennessee State (4/28/18)
Runs	.....3, vs. Jarvis Christian College (2/11/17)
Hits	.....3, 5x, last vs. Tennessee State (4/28/18)
Doubles	.....2, vs. Tennessee State (2/11/17)
Triples	.....2, vs. Jarvis Christian College (2/11/17)
Home Runs	.....1, 5x, last vs. Missouri (3/21/18)
RBI	.....4, vs. Tennessee State (4/28/18)
Stolen Bases	.....4, vs. Alabama A&M (3/11/17)

### 8 PARKER BANDY

#### 2019 Season-Highs

At-Bats	.....4, vs. South Dakota State (2/8)
Runs	.....3, vs. Toledo (2/9)
Hits	.....2, 2x, last vs. Toledo (2/9)
Doubles	.....1, vs. Toledo (2/9)
Triples	.....1, 2x, last vs. Toledo (2/9)
Home Runs	.....-
RBI	.....3, vs. South Dakota State (2/8)
Stolen Bases	.....1, vs. South Dakota State (2/8)

#### Career-Highs

At-Bats	.....5, at SIU Edwardsville (4/14/17)
Runs	.....3, vs. Toledo (2/9/19)
Hits	.....3, 2x, last vs. UT Martin (4/17/18)
Doubles	.....1, 17x, last vs. Toledo (2/9/19)
Triples	.....1, 7x, last vs. Toledo (2/9/19)
Home Runs	.....1, 4x, last at Saint Louis (4/25/18)
RBI	.....3, 2x, last vs. South Dakota State (2/8/19)
Stolen Bases	.....2, vs. Tennessee State (2/11/17)

### 12 ADDISON BARNOUSKI

#### 2019 Season-Highs

At-Bats	.....3, 2x, last vs. Toledo (2/9)
Runs	.....1, 3x, last at Northern Iowa (2/9)
Hits	.....2, 2x, last vs. Toledo (2/9)
Doubles	.....1, at Northern Iowa (2/8)
Triples	.....-
Home Runs	.....-
RBI	.....3, vs. Toledo (2/9)
Stolen Bases	.....-

#### Career-Highs

At-Bats	.....4, 10x, last vs. Tennessee State (4/28/18)
Runs	.....3, at Murray State (4/8/18)
Hits	.....3, 2x, last at Alcorn State (2/25/17)
Doubles	.....1, 11x, last at Murray State (4/8/18)
Triples	.....1, 2x, last vs. Tennessee State (4/28/18)
Home Runs	.....1, 8x, last at Saint Louis (4/25/18)
RBI	.....3, 3x, last vs. Toledo (2/9/19)
Stolen Bases	.....2, 2x, last at Murray State (4/8/18)

#### Pitching Career-Highs

Innings Pitched	.....2.0, vs. Jarvis Christian College (2/11/17)
Fewest Hits	.....1, at Jackson State (2/12/17)
Most Hits	.....4, 2x, last vs. Middle Tennessee (2/17/17)
Fewest Runs	.....0, at Jackson State (2/12/17)
Most Runs	.....4, vs. Middle Tennessee (2/17/17)
Fewest Walks	.....0, 2x, last at Jackson State (2/12/17)
Strikeouts	.....1, vs. Middle Tennessee (2/17/17)

# YOUR REDHAWKS

## SEASON/CAREER-HIGHS

### 16 RANDI DAE CONWAY

2019 Season-Highs

At-Bats..... 1, vs. Drake (2/10)  
Runs .....  
Hits .....  
Doubles.....  
Triples .....  
Home Runs .....  
RBI.....  
Stolen Bases.....

Career-Highs

At-Bats..... 5, at Memphis (3/17/18)  
Runs ..... 2, 2x, last at Austin Peay (4/6/18)  
Hits ..... 2, 2x, last vs. South Dakota (3/18/18)  
Doubles..... 1, at Austin Peay (4/6/18)  
Triples .....  
Home Runs .....  
RBI..... 1, 2x, last at Murray State (4/8/18)  
Stolen Bases..... 1, 3x, last at Austin Peay (4/6/18)

### 6 MARISA DAVIS

2019 Season/Career-Highs

Innings Pitched..... 2.0, vs. Drake (2/10)  
Fewest Hits..... 0, vs. Toledo (2/9)  
Most Hits..... 1, 2x, last vs. Drake (2/10)  
Fewest Runs..... 0, 3x, last vs. Drake (2/10)  
Most Runs.....  
Fewest Walks..... 0, at Northern Iowa (2/8)  
Strikeouts..... 2, vs. Toledo (2/9)

### 24 RACHAEL DONALD

2019 Season-Highs

At-Bats..... 4, vs. South Dakota State (2/8)  
Runs ..... 1, at Northern Iowa (2/9)  
Hits ..... 2, vs. South Dakota State (2/8)  
Doubles.....  
Triples .....  
Home Runs .....  
RBI..... 2, vs. South Dakota State (2/8)  
Stolen Bases.....

Career-Highs

At-Bats..... 4, vs. South Dakota State (2/8/19)  
Runs ..... 2, vs. Jarvis Christian College (2/11/17)  
Hits ..... 2, vs. South Dakota State (2/8/19)  
Doubles.....  
Triples .....  
Home Runs .....  
RBI..... 2, 2x, last vs. South Dakota State (2/8/19)  
Stolen Bases..... 1, at Alabama State (2/23/18)

### 26 ASHLEY ELLIS

2019 Season-Highs

At-Bats..... 4, 2x, last at Northern Iowa (2/9)  
Runs ..... 1, 3x, last vs. Drake (2/10)  
Hits ..... 3, at Northern Iowa (2/9)  
Doubles..... 1, vs. Toledo (2/9)  
Triples ..... 1, at Northern Iowa (2/9)  
Home Runs ..... 1, 2x, last vs. Drake (2/10)  
RBI..... 4, at Northern Iowa (2/9)  
Stolen Bases.....

Career-Highs

At-Bats..... 5, at Tennessee State (4/29/17)  
Runs ..... 2, 4x, last vs. SIU Edwardsville (3/18/18)  
Hits ..... 3, at Northern Iowa (2/9/19)  
Doubles..... 2, vs. Evansville (2/23/18)  
Triples ..... 1, 4x, last at Northern Iowa (2/9/19)  
Home Runs ..... 2, vs. Western Michigan (2/25/18)  
RBI..... 5, at Jackson State (2/12/17)  
Stolen Bases..... 1, 4x, last vs. Belmont (4/29/18)

### 10 ASHLEY EMERT

2019 Season/Career-Highs

At-Bats..... 1, vs. Drake (2/10)  
Runs .....  
Hits .....  
Doubles.....  
Triples .....  
Home Runs .....  
RBI.....  
Stolen Bases.....

### 5 ALEXIS ESTES

2018 Season-Highs

Innings Pitched..... 4.0, 2x, last vs. Toledo (2/9)  
Fewest Hits..... 2, at Northern Iowa (2/8)  
Most Hits..... 3, vs. Toledo (2/9)  
Fewest Runs..... 0, at Northern Iowa (2/8)  
Most Runs..... 3, vs. Toledo (2/9)  
Fewest Walks..... 2, at Northern Iowa (2/8)  
Strikeouts..... 2, at Northern Iowa (2/8)

Career-Highs

Innings Pitched..... 7.0, 3x, last vs. Eastern Kentucky (4/23/17)  
Fewest Hits..... 0, 2x, last at Southern Illinois (4/5/18)  
Most Hits..... 13, at Missouri (4/18/17)  
Fewest Runs..... 0, 12x, last at Northern Iowa (2/8/19)  
Most Runs..... 8, at Missouri (4/18/17)  
Fewest Walks..... 0, 9x, last at Austin Peay (4/6/18)  
Strikeouts..... 8, 2x, last vs. Eastern Kentucky (4/23/17)

### 4 CLAUDIA GALLO

2019 Season-Highs

At-Bats..... 4, 3x, last vs. Toledo (2/9)  
Runs ..... 3, at Northern Iowa (2/9)  
Hits ..... 2, vs. Toledo (2/9)  
Doubles..... 1, 2x, last at Northern Iowa (2/8)  
Triples .....  
Home Runs ..... 1, at Northern Iowa (2/9)  
RBI..... 2, at Northern Iowa (2/9)  
Stolen Bases..... 1, vs. South Dakota State (2/8)

Career-Highs

At-Bats..... 4, 5x, last vs. Toledo (2/9/19)  
Runs ..... 3, at Northern Iowa (2/9/19)  
Hits ..... 3, vs. Murray State (4/9/17)  
Doubles..... 1, 5x, last at Northern Iowa (2/8/19)  
Triples ..... 1, 4x, last at Eastern Illinois (4/11/18)  
Home Runs ..... 1, 3x, last at Northern Iowa (2/9/19)  
RBI..... 2, 6x, last at Northern Iowa (2/9/19)  
Stolen Bases..... 1, 5x, last vs. South Dakota State (2/8/19)

### 27 ANNA GRIFFIN

2019 Season/Career-Highs

At-Bats.....  
Runs .....  
Hits .....  
Doubles.....  
Triples .....  
Home Runs .....  
RBI.....  
Stolen Bases.....

### 22 MADISON HARRIS

2019 Season-Highs

At-Bats..... 3, at Northern Iowa (2/8)  
Runs ..... 1, at Northern Iowa (2/9)  
Hits ..... 1, 2x, last at Northern Iowa (2/9)  
Doubles.....  
Triples .....  
Home Runs .....  
RBI..... 1, at Northern Iowa (2/8)  
Stolen Bases..... 1, vs. South Dakota State (2/8)

Career-Highs

At-Bats..... 4, 6x, last at Murray State (4/8/18)  
Runs ..... 2, 3x, last vs. Eastern Illinois (4/1/17)  
Hits ..... 3, vs. UMKC (3/17/17)  
Doubles..... 1, 2x, last vs. Eastern Illinois (4/1/17)  
Triples .....  
Home Runs ..... 1, at Kansas (3/19/17)  
RBI..... 2, 4x, last vs. Tennessee State (4/28/18)  
Stolen Bases..... 1, 7x, last at Northern Iowa (2/8/19)

### 18 MACKENZIE LONG

2019 Season-Highs

At-Bats.....  
Runs ..... 1, 2x, last vs. Toledo (2/9)  
Hits .....  
Doubles.....  
Triples .....  
Home Runs .....  
RBI.....  
Stolen Bases..... 1, vs. Toledo (2/9)

Career-Highs

At-Bats..... 3, 2x, last at Eastern Kentucky (4/23/16)  
Runs ..... 1, 11x, last vs. Toledo (2/9/19)  
Hits ..... 1, 2x, last at Eastern Kentucky (4/23/16)  
Doubles.....  
Triples .....  
Home Runs .....  
RBI.....  
Stolen Bases..... 1, 4x, last vs. Toledo (2/9/19)

### 11 DANINA MARTON

2019 Season-Highs

At-Bats.....  
Runs .....  
Hits .....  
Doubles.....  
Triples .....  
Home Runs .....  
RBI.....  
Stolen Bases.....

Career-Highs

At-Bats..... 1, 2x, last vs. Indiana State (3/13/18)  
Runs .....  
Hits ..... 1, at Creighton (3/10/18)  
Doubles.....  
Triples .....  
Home Runs .....  
RBI.....  
Stolen Bases.....



# YOUR REDHAWKS

SEASON/CAREER-HIGHS

## 3 SARAH MESSEX

2019 Season-Highs

At-Bats.....4, 2x, last at Northern Iowa (2/8)  
Runs.....1, 3x, last vs. Toledo (2/9)  
Hits.....3, vs. South Dakota State (2/8)  
Doubles.....1, at Northern Iowa (2/8)  
Triples.....-  
Home Runs.....-  
RBI.....1, 2x, last at Northern Iowa (2/8)  
Stolen Bases.....-

Career-Highs

At-Bats.....4, 12x, last at Northern Iowa (2/8/19)  
Runs.....3, vs. Tennessee State (4/28/18)  
Hits.....4, at Murray State (4/8/18)  
Doubles.....2, 3x, last vs. Tennessee State (4/28/18)  
Triples.....1, 2x, last vs. SIU Edwardsville (5/9/18)  
Home Runs.....1, 11x, last vs. Tennessee State (4/28/18)  
RBI.....3, 5x, last vs. Jacksonville State (3/25/18)  
Stolen Bases.....2, 2x, last vs. SIU Edwardsville (4/13/18)

## 21 CHELSY PENA

2019 Season-Highs

At-Bats.....2, vs. Toledo (2/9)  
Runs.....-  
Hits.....-  
Doubles.....-  
Triples.....-  
Home Runs.....-  
RBI.....-  
Stolen Bases.....-

## 1 PAYTON PIERCE

2019 Season-Highs

At-Bats.....-  
Runs.....-  
Hits.....-  
Doubles.....-  
Triples.....-  
Home Runs.....-  
RBI.....-  
Stolen Bases.....-

## 17 BROOKE RHEINECKER

2019 Season-Highs

At-Bats.....3, 2x, last at Northern Iowa (2/9)  
Runs.....2, at Northern Iowa (2/9)  
Hits.....2, at Northern Iowa (2/9)  
Doubles.....-  
Triples.....-  
Home Runs.....-  
RBI.....1, at Northern Iowa (2/9)  
Stolen Bases.....1, at Northern Iowa (2/9)

Career-Highs

At-Bats.....4, 6x, last vs. Morehead State (4/22/17)  
Runs.....2, 5x, last at Northern Iowa (2/9/19)  
Hits.....3, vs. Alabama A&M (3/11/17)  
Doubles.....1, at Austin Peay (4/6/18)  
Triples.....-  
Home Runs.....-  
RBI.....3, vs. Jarvis Christian College (2/11/17)  
Stolen Bases.....2, 2x, last vs. Tennessee State (4/28/18)

## 9 RACHEL ROOK

2019 Season

Innings Pitched.....2.0, at Northern Iowa (2/8)  
Fewest Hits.....0, vs. South Dakota State (2/8)  
Most Hits.....3, vs. Toledo (2/9)  
Fewest Runs.....0, 2x, last vs. Drake (2/10)  
Most Runs.....2, vs. Toledo (2/9)  
Fewest Walks.....0, 2x, last vs. Drake (2/10)  
Strikeouts.....3, 3x, last vs. Drake (2/10)

Career-Highs

Innings Pitched.....4.0, 3x, last vs. Jacksonville State (3/25/18)  
Fewest Hits.....0, 10x, last vs. South Dakota State (2/8/19)  
Most Hits.....4, 3x, last vs. Jacksonville State (3/25/18)  
Fewest Runs.....0, 15x, last vs. Drake (2/10/19)  
Most Runs.....4, at Kentucky (3/4/18)  
Fewest Walks.....0, 13x, last vs. Drake (2/10/19)  
Strikeouts.....7, vs. Tennessee Tech (3/17/18)

## 15 HALEY THOGMARTIN

2019 Season/Career-Highs

Innings Pitched.....5.0, at Northern Iowa (2/9)  
Fewest Hits.....0, vs. Toledo (2/9)  
Most Hits.....7, vs. Drake (2/10)  
Fewest Runs.....0, 2x, last vs. Toledo (2/9)  
Most Runs.....6, vs. Drake (2/10)  
Fewest Walks.....0, vs. Toledo (2/9)  
Strikeouts.....6, vs. Drake (2/10)

Career-Highs

Innings Pitched.....7.0, 5x, last vs. Belmont (4/29/18)  
Fewest Hits.....0, 5x, last vs. Toledo (2/9/19)  
Most Hits.....9, 3x, last at Creighton (3/10/18)  
Fewest Runs.....0, 20x, last vs. Toledo (2/9/19)  
Most Runs.....9, vs. UMKC (3/6/16)  
Fewest Walks.....0, 29x, last vs. Toledo (2/9)  
Strikeouts.....9, vs. Belmont (4/29/18)

## 20 LEAHA WININGER

2019 Season-Highs

At-Bats.....-  
Runs.....-  
Hits.....-  
Doubles.....-  
Triples.....-  
Home Runs.....-  
RBI.....-  
Stolen Bases.....-

# YOUR REDHAWKS

## SEASON/CAREER STATISTICS



2019 Southeast Missouri Softball  
Individual Season/Career Summary for Southeast Missouri (as of Feb 13, 2019)  
(All games Sorted by Batting avg)



Record: 4-1 Home: 0-0 Away: 2-0 Neutral: 2-1 OVC: 0-0

Player	SEASON													CAREER												
	Avg	G-GS	AB	R	H	2B	3B	HR	RBI	BB	Hbp	SO	Sb-Att	Avg	G-GS	AB	R	H	2B	3B	HR	RBI	BB	Hbp	SO	Sb-Att
2 ANDERSON, Rachel	.556	5-5	18	3	10	1	2	0	5	2	0	1	2-3	.402	108-108	321	74	129	22	16	8	64	47	4	42	29-42
12 BARNOUSKI, Addison	.545	5-5	11	3	6	1	0	0	4	1	1	2	0-0	.286	96-78	224	43	64	13	2	10	45	15	3	50	11-11
26 ELLIS, Ashley	.467	5-5	15	3	7	1	1	2	6	0	0	3	0-0	.239	105-105	280	26	67	14	4	11	47	29	4	73	4-4
7 ARELLANES, Mykaela	.357	5-5	14	4	5	0	0	0	3	5	1	1	1-1	.339	97-97	301	68	102	17	6	5	42	48	3	47	26-30
3 MESSEX, Sarah	.333	5-5	15	3	5	1	0	0	2	5	0	4	0-0	.246	157-157	386	66	95	16	2	11	71	61	14	95	19-27
4 GALLO, Claudia	.313	5-5	16	5	5	2	0	1	3	1	1	1	1-1	.271	82-46	133	23	36	5	4	3	20	7	11	30	5-6
8 BANDY, Parker	.267	5-5	15	6	4	1	2	0	6	2	0	2	1-1	.287	105-104	279	48	80	17	7	4	48	36	4	56	9-11
24 DONALD, Rachael	.182	5-2	11	1	2	0	0	0	2	0	0	4	0-0	.111	22-4	27	4	3	0	0	0	5	1	1	8	1-1
22 HARRIS, Madison	.400	4-1	5	1	2	0	0	0	1	1	0	0	1-1	.252	89-27	123	29	31	2	0	1	16	15	0	17	7-9
17 RHEINECKER, Brooke	.333	4-3	9	3	3	0	0	0	1	1	0	1	1-1	.290	97-65	186	33	54	1	0	0	10	4	1	19	19-24
21 PENA, Chelsy	.000	4-2	5	0	0	0	0	0	0	0	0	2	0-0	.000	4-2	5	0	0	0	0	0	0	0	0	2	0-0
14 ANDERSON, Kaylee	.000	4-1	4	1	0	0	0	0	0	1	0	0	0-1	.045	21-4	22	3	1	0	0	0	0	2	0	5	0-1
10 EMERT, Ashley	.000	2-1	2	0	0	0	0	0	0	0	0	2	0-0	.000	2-1	2	0	0	0	0	0	0	0	0	2	0-0
16 CONWAY, Randi Dae	.000	4-0	1	1	0	0	0	0	0	0	0	1	0-0	.200	60-21	55	20	11	1	0	0	2	2	1	17	3-5
18 LONG, Mackenzie	.000	4-0	0	2	0	0	0	0	0	0	0	0	1-1	.118	54-3	17	11	2	0	0	0	0	2	1	8	4-4
27 GRIFFIN, Anna	.000	1-0	0	0	0	0	0	0	0	1	0	0	0-0	.000	1-0	0	0	0	0	0	0	0	1	0	0	0-0
11 MARTON, Danina	.000	2-0	0	0	0	0	0	0	0	0	0	0	0-0	.500	5-0	2	0	1	0	0	0	0	0	0	0	0-0
Totals	.348	5-5	141	36	49	7	5	3	33	20	3	24	8-10													
Opponents	.240	5-5	129	15	31	2	1	3	15	20	3	27	5-5													

(All games Sorted by Earned run avg)

Player	SEASON													CAREER												
	ERA	W-L	App	GS	CG	Sho	Sv	IP	H	R	ER	BB	SO	ERA	W-L	App	GS	CG	Sho	Sv	IP	H	R	ER	BB	SO
5 ESTES, Alexis	3.38	2-0	2	2	0	0	0	8.0	5	3	3	5	3	5.50	11-11	49	24	3	0	2	139.0	155	105	85	62	87
9 ROOK, Rachel	4.50	0-0	4	0	0	0	0	6.0	6	3	3	2	10	3.98	5-5	30	3	0	0	4	54.1	40	26	24	26	64
15 THOGMARTIN, Haley	5.40	2-1	4	3	1	1	1	13.1	15	8	8	7	11	4.52	24-20	73	44	10	4	2	246.2	276	153	124	72	148
6 DAVIS, Marisa	0.00	0-0	3	0	0	0	0	4.0	2	0	0	4	2	0.00	0-0	3	0	0	0	0	4.0	2	0	0	4	2
14 ANDERSON, Kaylee	5.40	0-0	1	0	0	0	0	1.2	3	1	1	2	1	6.00	0-0	4	0	0	0	0	6.0	8	4	4	3	2
Totals	4.09	4-1	5	5	1	1	1	33.0	31	15	15	20	27													
Opponents	7.88	1-4	5	5	1	0	0	32.0	49	36	28	20	24													

Player	CH	PO	A	E	Fld%	SBA	CSB	SBA%	PB	CI	Ch	PO	A	E	Fld%	SBA	CSB	SBA%	PB	CI
26 ELLIS, Ashley	20	20	0	0	1.000	0	0	---	0	0	693	661	24	8	.988	0	0	---	0	0
24 DONALD, Rachael	18	18	0	0	1.000	2	0	1.000	1	0	43	39	4	0	1.000	3	1	.750	1	0
3 MESSEX, Sarah	13	6	7	0	1.000	0	0	---	0	0	549	237	275	37	.933	3	0	1.000	0	0
2 ANDERSON, Rachel	13	13	0	0	1.000	0	0	---	0	0	190	174	14	2	.989	0	0	---	0	0
4 GALLO, Claudia	11	11	0	0	1.000	0	0	---	0	0	83	77	5	1	.988	0	0	---	0	0
21 PENA, Chelsy	6	6	0	0	1.000	2	0	1.000	0	0	6	6	0	0	1.000	2	0	1.000	0	0
10 EMERT, Ashley	5	5	0	0	1.000	1	0	1.000	0	0	5	5	0	0	1.000	1	0	1.000	0	0
7 ARELLANES, Mykaela	4	4	0	0	1.000	0	0	---	0	0	115	107	3	5	.957	0	0	---	0	0
5 ESTES, Alexis	2	1	1	0	1.000	0	0	---	0	0	42	5	36	1	.976	13	5	.722	0	0
15 THOGMARTIN, Haley	1	1	0	0	1.000	2	0	1.000	0	0	47	12	32	3	.936	26	6	.813	0	0
6 DAVIS, Marisa	1	1	0	0	1.000	2	0	1.000	0	0	147	70	62	15	.898	2	0	1.000	0	0
8 BANDY, Parker	11	4	6	1	.909	0	0	---	0	0	340	180	141	19	.944	0	0	---	0	0
12 BARNOUSKI, Addison	17	8	6	3	.824	0	0	---	0	0	172	48	109	15	.913	1	0	1.000	0	0
14 ANDERSON, Kaylee	2	1	0	1	.500	0	0	---	0	0	16	9	6	1	.938	1	1	.500	0	0
18 LONG, Mackenzie	0	0	0	0	.000	0	0	---	0	0	7	4	3	0	1.000	0	0	---	0	0
22 HARRIS, Madison	0	0	0	0	.000	0	0	---	0	0	10	4	5	1	.900	0	0	---	0	0
9 ROOK, Rachel	0	0	0	0	.000	1	0	1.000	0	0	10	2	8	0	1.000	4	3	.571	0	0
17 RHEINECKER, Brooke	0	0	0	0	.000	0	0	---	0	0	37	33	1	3	.919	0	0	---	0	0
27 GRIFFIN, Anna	0	0	0	0	.000	0	0	---	0	0	0	0	0	0	.000	0	0	---	0	0
16 CONWAY, Randi Dae	0	0	0	0	.000	0	0	---	0	0	39	23	13	3	.923	0	0	---	0	0
11 MARTON, Danina	0	0	0	0	.000	0	0	---	0	0	0	0	0	0	.000	0	0	---	0	0
Totals	124	99	20	5	.960	5	0	1.000	1	0										
Opponents	136	96	34	6	.956	8	2	.800	0	1										

# YOUR REDHAWKS

## GAME-BY-GAME HITTING

Opponent	AB	R	H	RBI	2B	3B	HR	BB	IBB	SB	CS	HBP	SAC	SF	GDP	K	PO	A	E	Avg
Southeast Missouri	32	7	12	7	1	1	0	4	0	3	0	0	0	0	0	1	21	4	1	.375
South Dakota State	29	3	7	3	1	0	1	6	0	0	0	1	0	0	0	5	21	9	1	.241
Southeast Missouri	29	5	8	5	3	1	0	3	0	0	0	1	0	0	0	2	21	3	3	.328
Northern Iowa	28	1	5	1	0	0	0	3	0	1	0	1	0	0	0	5	21	11	0	.211
Southeast Missouri	28	16	13	13	0	1	2	9	0	2	0	1	0	0	0	2	15	3	0	.371
Northern Iowa	18	0	4	0	1	0	0	1	0	0	0	0	0	0	0	4	15	6	4	.213
Southeast Missouri	28	7	12	7	2	2	0	3	0	3	1	0	0	0	0	6	21	7	1	.385
Toledo	25	5	6	5	0	0	2	6	0	1	0	1	0	1	0	4	18	6	1	.220
Southeast Missouri	24	1	4	1	1	0	1	1	0	0	1	1	0	0	0	13	21	3	0	.348
Drake	29	6	9	6	0	1	0	4	0	3	0	0	0	1	0	9	21	2	0	.240
Southeast Missouri																				
Wichita State																				
Southeast Missouri																				
Abilene Christian																				
Southeast Missouri																				
Louisiana Tech																				
Southeast Missouri																				
Fairleigh Dickinson																				
Southeast Missouri																				
Mississippi Valley State																				
Southeast Missouri																				
Arkansas																				
Southeast Missouri																				
Drake																				
Southeast Missouri																				
Arkansas																				
Southeast Missouri																				
Drake																				
Southeast Missouri																				
IUPUI																				
Southeast Missouri																				
UL-Monroe																				
Southeast Missouri																				
Central Arkansas																				
Southeast Missouri																				
Missouri State																				
Southeast Missouri																				
Coppin State																				
Southeast Missouri																				
Loyola-Chicago																				
Southeast Missouri																				
Loyola-Chicago																				
Southeast Missouri																				
UMKC																				
Southeast Missouri																				
Kansas																				
Southeast Missouri																				
UMKC																				
Southeast Missouri																				
Kansas																				
Southeast Missouri																				
Maine																				
Southeast Missouri																				
Missouri State																				
Southeast Missouri																				
Northern Illinois																				
Southeast Missouri																				
Omaha																				
Southeast Missouri																				
Detroit-Mercy																				

# YOUR REDHAWKS

## GAME-BY-GAME HITTING

Southeast Missouri

Omaha

Southeast Missouri

Southern Illinois

Southeast Missouri

Tennessee State

Southeast Missouri

Tennessee State

Southeast Missouri

Belmont

Southeast Missouri

Belmont

Southeast Missouri

Morehead State

Southeast Missouri

Morehead State

Southeast Missouri

Eastern Kentucky

Southeast Missouri

Eastern Kentucky

Southeast Missouri

SIU Edwardsville

Southeast Missouri

SIU Edwardsville

Southeast Missouri

UT Martin

Southeast Missouri

UT Martin

Southeast Missouri

Austin Peay

Southeast Missouri

Austin Peay

Southeast Missouri

Murray State

Southeast Missouri

Murray State

Southeast Missouri

Eastern Illinois

Southeast Missouri

Eastern Illinois

Southeast Missouri

Missouri

Southeast Missouri

Missouri

Southeast Missouri

Tennessee Tech

Southeast Missouri

Tennessee Tech

Southeast Missouri

Jacksonville State

Southeast Missouri

Jacksonville State



# YOUR REDHAWKS

## GAME-BY-GAME PITCHING

Opponent	IP	H	R	ER	BB	SO	2B	3B	HR	WP	BK	HBP	DP	IBB	Score	W-L	SV	ERA
Southeast Missouri	7.0	7	3	3	6	5	1	0	1	0	0	1	0	0	7-3	1-0	0	3.86
South Dakota State	7.0	12	7	7	4	1	1	1	0	1	0	0	0	0	3-7	0-1	0	9.00
Southeast Missouri	7.0	5	1	1	3	5	0	0	0	1	0	1	0	0	5-1	2-0	0	2.57
Northern Iowa	7.0	8	5	5	3	2	3	1	0	1	0	1	0	0	1-5	0-2	0	7.71
Southeast Missouri	5.0	4	0	0	1	4	1	0	0	0	0	0	1	0	16-0	3-0	0	1.89
Northern Iowa	5.0	13	16	8	9	2	0	1	2	1	0	1	0	0	0-16	0-3	0	9.47
Southeast Missouri	7.0	6	5	5	6	4	0	0	2	2	0	1	1	0	7-5	4-0	1	3.12
Toledo	6.0	12	7	7	3	6	2	2	0	1	0	0	0	0	5-7	0-4	0	9.72
Southeast Missouri	7.0	9	6	6	4	9	0	1	0	0	0	0	0	0	1-6	4-1	1	4.09
Drake	7.0	4	1	1	1	13	1	0	1	1	0	1	0	0	6-1	1-4	0	7.88
Southeast Missouri																		
Wichita State																		
Southeast Missouri																		
Abilene Christian																		
Southeast Missouri																		
Louisiana Tech																		
Southeast Missouri																		
Fairleigh Dickinson																		
Southeast Missouri																		
Mississippi Valley State																		
Southeast Missouri																		
Arkansas																		
Southeast Missouri																		
Drake																		
Southeast Missouri																		
Arkansas																		
Southeast Missouri																		
Drake																		
Southeast Missouri																		
IUPUI																		
Southeast Missouri																		
UL-Monroe																		
Southeast Missouri																		
Central Arkansas																		
Southeast Missouri																		
Missouri State																		
Southeast Missouri																		
Coppin State																		
Southeast Missouri																		
Loyola-Chicago																		
Southeast Missouri																		
Loyola-Chicago																		
Southeast Missouri																		
UMKC																		
Southeast Missouri																		
Kansas																		
Southeast Missouri																		
UMKC																		
Southeast Missouri																		
Kansas																		
Southeast Missouri																		
Maine																		
Southeast Missouri																		
Missouri State																		
Southeast Missouri																		
Northern Illinois																		
Southeast Missouri																		
Omaha																		
Southeast Missouri																		
Detroit-Mercy																		

# YOUR REDHAWKS

## GAME-BY-GAME PITCHING

Southeast Missouri

Omaha

Southeast Missouri

Southern Illinois

Southeast Missouri

Tennessee State

Southeast Missouri

Belmont

Southeast Missouri

Belmont

Southeast Missouri

Morehead State

Southeast Missouri

Morehead State

Southeast Missouri

Eastern Kentucky

Southeast Missouri

Eastern Kentucky

Southeast Missouri

SIU Edwardsville

Southeast Missouri

SIU Edwardsville

Southeast Missouri

UT Martin

Southeast Missouri

UT Martin

Southeast Missouri

Austin Peay

Southeast Missouri

Austin Peay

Southeast Missouri

Murray State

Southeast Missouri

Murray State

Southeast Missouri

Eastern Illinois

Southeast Missouri

Eastern Illinois

Southeast Missouri

Missouri

Southeast Missouri

Missouri

Southeast Missouri

Tennessee Tech

Southeast Missouri

Tennessee Tech

Southeast Missouri

Jacksonville State

Southeast Missouri

Jacksonville State

# YOUR REDHAWKS

## GAME-BY-GAME LINEUPS

Opponent	P	C	1B	2B	3B	SS	LF	CF	RF	DP
South Dakota State	Thogmartin	Donald	Ellis	Bandy	Barnouski	Messex	Gallo	R. Anderson	Arellanes	Rheinecker
Northern Iowa	Estes	Emert	Ellis	Bandy	Barnouski	Messex	Gallo	R. Anderson	Arellanes	Harris
Northern Iowa	Thogmartin	Donald	Ellis	Bandy	Barnouski	Messex	Gallo	R. Anderson	Arellanes	Rheinecker
Toledo	Estes	Pena	Ellis	Bandy	Barnouski	Messex	Gallo	R. Anderson	Arellanes	K. Anderson
Drake	Thogmartin	Pena	Ellis	Bandy	Barnouski	Messex	Gallo	R. Anderson	Arellanes	Rheinecker
Wichita State										
Abilene Christian										
Louisiana Tech										
Fairleigh Dickinson										
Mississippi Valley State										
Arkansas										
Drake										
Arkansas										
Drake										
IUPUI										
UL-Monroe										
Central Arkansas										
Missouri State										
Coppin State										
Loyola-Chicago										
Loyola-Chicago										
UMKC										
Kansas										
UMKC										
Kansas										
Maine										
Missouri State										
Northern Illinois										
Omaha										
Detroit-Mercy										
Omaha										
Southern Illinois										
Tennessee State										
Tennessee State										
Belmont										
Belmont										
Morehead State										
Morehead State										
Eastern Kentucky										
Eastern Kentucky										
SIU Edwardsville										
SIU Edwardsville										
UT Martin										
UT Martin										
Austin Peay										
Austin Peay										
Murray State										
Murray State										
Eastern Illinois										
Eastern Illinois										
Missouri										
Missouri										
Tennessee Tech										
Tennessee Tech										
Jacksonville State										
Jacksonville State										

# YOUR REDHAWKS

## 2019 STATISTICS

### HITTING GAME HIGHS

At bats:	32	vs South Dakota State (02-08-19)
Runs scored:	16	at UNI (02-09-19)
Hits:	13	at UNI (02-09-19)
RBIs:	13	at UNI (02-09-19)
Doubles:	3	at UNI (02-08-19)
Triples:	2	vs Toledo (02-09-19)
Home runs:	2	at UNI (02-09-19)
Total bases:	21	at UNI (02-09-19)
Walks:	9	at UNI (02-09-19)
Strikeouts:	13	vs Drake (02-10-19)
Stolen bases:	3	(2 games)
Hit by pitch:	1	(3 games)
Caught stealing:	1	(2 games)
Runners LOB:	8	(2 games)

### FIELDING GAME HIGHS

Putouts:	21	(4 games )
Assists:	7	vs Toledo (02-09-19)
Errors:	3	at UNI (02-08-19)
Passed balls:	1	vs South Dakota State (02-08-19)
DPs turned:	1	(2 games)

### PITCHING GAME HIGHS

Innings pitched:	7.0	(4 games )
Runs allowed:	6	vs Drake (02-10-19)
Earned runs:	6	vs Drake (02-10-19)
Walks allowed:	6	(2 games)
Strikeouts:	9	vs Drake (02-10-19)
Hits allowed:	9	vs Drake (02-10-19)
Doubles allowed:	1	(2 games)
Triples allowed:	1	vs Drake (02-10-19)
Homers allowed:	2	vs Toledo (02-09-19)
Wild pitches:	2	vs Toledo (02-09-19)
Hit batters:	1	(3 games)

### INDIVIDUAL HITTING GAME HIGHS

At bats:	5	ANDERSON, Rachel at UNI (02-09-19)
Runs scored:	3	(2 games)
Hits:	3	(4 games )
RBIs:	4	ELLIS, Ashley at UNI (02-09-19)
Doubles:	1	(7 games )
Triples:	1	(5 games )
Home runs:	1	(3 games)
Total bases:	8	ELLIS, Ashley at UNI (02-09-19)
Walks:	3	ARELLANES, Mykaela at UNI (02-09-19)
Strikeouts:	2	(3 games)
Stolen bases:	1	(8 games)
Hit by pitch:	1	(3 games)
Caught stealing:	1	(2 games)
Runners LOB:	4	MESSEX, Sarah at UNI (02-09-19)

### INDIVIDUAL FIELDING GAME HIGHS

Putouts:	6	DONALD, Rachael vs South Dakota State (02-08-19)
Assists:	2	(7 games )
Errors:	3	BARNOUSKI, Addison at UNI (02-08-19)
Passed balls:	1	DONALD, Rachael vs South Dakota State (02-08-19)

### INDIVIDUAL PITCHING GAME HIGHS

Innings pitched:	5.0	THOGMARTIN, Haley at UNI (02-09-19)
Runs allowed:	6	THOGMARTIN, Haley vs Drake (02-10-19)
Earned runs:	6	THOGMARTIN, Haley vs Drake (02-10-19)
Walks allowed:	4	THOGMARTIN, Haley vs South Dakota State (02-08-19)
Strikeouts:	6	THOGMARTIN, Haley vs Drake (02-10-19)
Hits allowed:	7	THOGMARTIN, Haley vs Drake (02-10-19)
Doubles allowed:	1	(2 games)
Triples allowed:	1	THOGMARTIN, Haley vs Drake (02-10-19)
Homers allowed:	2	ESTES, Alexis vs Toledo (02-09-19)
Wild pitches:	2	ROOK, Rachel vs Toledo (02-09-19)
Hit batters:	1	(3 games)

### SOUTHEAST MISSOURI'S RECORD

Overall:	4-1
At Home:	0-0
On the Road:	2-0
At Neutral Sites:	2-1
Against Non-OVC Opponents:	4-1
Against OVC Opponents:	0-0
In Home OVC Games:	0-0
In Away OVC Games:	0-0
vs. Ranked Teams:	0-0
In February:	4-1
In March:	0-0
In April:	0-0
In May:	0-0
On Mondays:	0-0
On Tuesdays:	0-0
On Wednesdays:	0-0
On Thursdays:	0-0
On Fridays:	2-0
On Saturdays:	2-0
On Sundays:	0-1
In Day Games:	2-1
In Night Games:	2-0
In Extra Inning Games:	0-0
When Redhawks Score First:	2-0
When Opponents Score First:	2-1
vs. Left-Handed Starter:	2-0
vs. Right-Handed Starter:	2-1
In 1-Run Games:	0-0
In 2-Run Games:	1-0
In 5+ Run Games:	1-1
Shutouts:	1-0
When Leading After Six Innings:	3-0
When Trailing After Six Innings:	0-1
When Tied After Six Innings:	0-0
When Redhawks Starter Goes 6 or more Innings:	0-0
When Redhawks Get 10 or more Hits:	3-0
When Redhawks Outhit Opponents:	4-0
When Redhawks Get Outhit:	0-1
When Hits are Tied:	0-0
When Scoring 0-2 Runs:	0-1
When Scoring 3-5 Runs:	1-0
When Scoring 6-9 Runs:	2-0
When Scoring 10+ Runs:	1-0
When Opponents Score 0-2 Runs:	2-0
When Opponents Score 3-5 Runs:	2-0
When Opponents Score 6-9 Runs:	0-1
When Opponents Score 10+ Runs:	0-0
Without Hitting a Home Run:	2-1
When Hitting 1 Home Run:	1-0
When Hitting 2+ Home Runs:	1-0
Committing 0 Errors:	1-1
Committing 1 Error:	2-0
Committing 2+ Errors:	1-0