

# YOUR REDHAWKS

2019-20 SOUTHEAST MISSOURI BASKETBALL


## GAME

# 9



### Gameday Coverage

**Radio:**  Erik Sean

**Video:**  Larry Morgan, Adam Emmenecker

**Live Stats:** GoDrakeBulldogs.com

**Twitter:** @SEMOMBB

## SOUTHEAST MISSOURI (3-4) AT DRAKE (7-2)

**Date** .....Saturday, December 7, 2019

**Tip-Off** .....5 p.m., CT

**Location** .....Des Moines, Iowa

**Arena** .....Knapp Center (7,152)

**Series History** .....Drake leads, 1-0

**Last Meeting** .....Drake 78, SEMO 51

(Nov. 17, 2006 / Fairbanks, Alaska)

**Head Coaches** .....Rick Ray (83-145 overall;

46-85 at SEMO; 24-44 OVC).

Darian DeVries (31-12 overall;

31-12 at Drake).

### Series Results

11/17/06 L 51-78 Fairbanks, Alaska

### Strategic Communications

Jeff Honza

Assistant Director of Athletics

**Phone:** (573) 651-2933

**Email:** redhawk1@me.com

**#LETSSOAR**

## 2019-20 SCHEDULE/RESULTS

### November (3-4)

6	at Vanderbilt <sup>SEC NETWORK+</sup>	L, 65-83
10	<b>Purdue Fort Wayne</b> <sup>ESPN+</sup>	<b>W, 79-78</b>
19	<b>The Citadel</b> <sup>ESPN+</sup>	<b>L, 69-74</b>
22	<b>Missouri S&amp;T</b> <sup>ESPN+</sup>	<b>W, 72-71</b>
27	vs. Cal State Fullerton !	L, 57-64
29	at Santa Clara ! <sup>WCC NETWORK</sup>	L, 75-87
30	vs. Denver !	W, 66-51

### December (0-1)

5	at Abilene Christian <sup>ESPN+</sup>	L, 64-73
7	at Drake <sup>ESPN+</sup>	5 p.m.
15	at Youngstown State <sup>ESPN+</sup>	7 p.m.
17	at #6 Ohio State <sup>BTN</sup>	6 p.m.
21	at Southern Illinois <sup>ESPN3</sup>	3 p.m.
29	<b>Missouri Baptist</b> <sup>ESPN+</sup>	<b>4 p.m.</b>

### January (0-0, 0-0 OVC)

2	at Austin Peay* <sup>ESPN+</sup>	8 p.m.
4	at Murray State* <sup>ESPN+</sup>	7 p.m.
9	<b>Belmont*</b> <sup>ESPN+</sup>	<b>7:15 p.m.</b>
11	<b>Tennessee State*</b> <sup>ESPN+</sup>	<b>4 p.m.</b>
16	<b>Austin Peay*</b> <sup>ESPN+</sup>	<b>7:15 p.m.</b>
18	<b>Murray State*</b> <sup>ESPN+</sup>	<b>4 p.m.</b>
23	at SIU Edwardsville* <sup>ESPN+</sup>	7:30 p.m.
25	at Eastern Illinois* <sup>ESPN+</sup>	3:15 p.m.
30	at Morehead State* <sup>ESPN+</sup>	6 p.m.

### February (0-0, 0-0 OVC)

1	at Eastern Kentucky* <sup>ESPN+</sup>	3 p.m.
6	<b>Jacksonville State*</b> <sup>ESPN+</sup>	<b>7:15 p.m.</b>
8	<b>Tennessee Tech*</b> <sup>ESPN+</sup>	<b>4 p.m.</b>
13	<b>UT Martin*</b> <sup>ESPN+</sup>	<b>7:15 p.m.</b>
15	<b>SIU Edwardsville*</b> <sup>ESPN+</sup>	<b>4 p.m.</b>
20	at Jacksonville State* <sup>ESPN+</sup>	7:30 p.m.
22	at Tennessee Tech* <sup>ESPN+</sup>	4 p.m.
27	<b>Eastern Illinois*</b> <sup>ESPN+</sup>	<b>7:15 p.m.</b>
29	at UT Martin* <sup>ESPN+</sup>	4 p.m.

### March (0-0)

4-7	OVC Tournament	Evansville, Ind.
-----	----------------	------------------

All games are broadcast live on the radio at Real Rock 99.3 FM. All times Central and subject to change; \* - Denotes Ohio Valley Conference Game; ! - Cable Car Classic (Santa Clara, Calif.)

### Redhawks Travel to Drake

Southeast Missouri (3-5) heads to Missouri Valley Conference member Drake (7-2) Saturday. Tip-off is set for 5 p.m., CT, at the Knapp Center.

### Follow the Redhawks

Fans can listen to Saturday's game live on the radio at Real Rock 99.3 FM. Erik Sean will call the action. Video will be available on ESPN+ with Larry Morgan and Adam Emmenecker as the commentators. Live stats can be accessed at GoDrakeBulldogs.com. Twitter updates provided @SEMOMBB.

### Series History

Southeast Missouri and Drake hook up for just the second time in 2019-20. The teams last met 13 years ago at the BP Top of the World Classic in Fairbanks, Alaska. Drake won that game by a score of 78-51 on Nov. 17, 2006.

### Against the Missouri Valley Conference

Drake is the first of two Missouri Valley Conference teams Southeast Missouri faces this season. SEMO holds an all-time record of 110-192 against the MVC. That record includes a 46-70 mark against SIU, 0-1 record vs. Drake, 5-10 record vs. Evansville, 2-9 mark vs. Bradley, 1-8 record vs. Illinois State, 0-2 record vs. Indiana State and 55-92 mark vs. Missouri State.

### Perfect at the Free Throw Line

Freshman DQ Nicholas went a perfect 14-of-14 at the free throw line at Abilene Christian (Dec. 5). Nicholas led the Redhawks with a game-high 21 points, his second 20-point performance this season. He scored 16 of his

## THIS IS SEMO

**Southeast Missouri** or **SEMO** is the preferred reference for Southeast Missouri State University athletic teams. Southeastern Missouri State is not an acceptable reference.



points in the second half. Nicholas is the first Southeast Missouri player to make 14 free throws in a game since Denzel Mahoney went 14-of-15 and scored 34 points vs. Tennessee State (Mar. 1, 2017).

### Redhawks Stumble at Abilene Christian

Southeast Missouri dropped a 73-64 decision at Southland Conference member Abilene Christian Thursday night. SEMO trailed, 33-23, at halftime before ACU heated up to make eight of its first 12 field goals and at home time made six-straight to extend its lead to 50-31 with 14:42 left to play. The Redhawks closed the Wildcats lead to single digits on six occasions in the final five minutes, but couldn't get within fewer than eight points.

### Knocking Them Down

The Redhawks made 21-of-22 free throws in the second half against Abilene Christian (Dec. 5). Southeast Missouri finished shooting a season-best 85.7 percent (24-of-28) at the free throw line in that game. The 24 free throws made were SEMO's second-most this year.



## 2019-20 SOUTHEAST MISSOURI BASKETBALL NOTES / DRAKE

### Double-Digit Scorers

Southeast Missouri enters Saturday's matchup with three active players averaging double figures in the scoring column. Alex Caldwell (10.9 ppg), Sage Tolbert (10.3 ppg) and DQ Nicholas (10 ppg) follow guard Chris Harris (15.5 ppg), who is presently out with a knee injury.

### Free Throw Streak

DQ Nicholas and Alex Caldwell both carry free throw streaks into its game at Drake. Nicholas has made 14-straight and Caldwell has made 12 in a row.

### Caldwell Named to Cable Car Classic

#### All-Tournament Team

Sophomore guard Alex Caldwell was named to this year's Cable Car Classic All-Tournament Team. Caldwell averaged 14.3 points, two rebounds, two assists and 3.3 steals per game in three starts during the tournament. He also went a perfect 10-of-10 at the free throw line and scored double figures in all three contests.

### November Wrap

Southeast Missouri closed out its first month of the season with a 66-51 win over Denver on Nov. 30. It marked the third year in a row where the Redhawks ended November with a victory.

### Nice Defense

The Redhawks held Denver to just 51 points in their 66-51 victory on Nov. 30. It was the lowest point total Southeast Missouri held an opponent to since Chattanooga scored 42 against the Redhawks on Nov. 17, 2018. SEMO also limited the Pioneers to only 1-of-16 from 3-point range.

### Familiar with the MVC

Rick Ray's first NCAA Division I coaching job was at Indiana State. Ray was an assistant coach there from 1997-2004, helping ISU to consecutive 20-win seasons and NCAA Tournament appearances in 1999-2000 and 2000-01. In 1999-2000, the Sycamores compiled a 14-4 record in the Missouri Valley Conference and won the regular-season title. ISU then won the MVC Tournament the

## 2019-20 SOUTHEAST MISSOURI REDHAWKS

No.	Name	Pos.	Ht.	Wt.	Cl.	Yr.	Hometown (High School/College)
0	Alex Caldwell	G	6-0	160	So.	2nd	Columbia, S.C. (Wilson)
1	Khalil Cuffee	G	6-4	205	So.	3rd	Fairburn, Ga. (Langston-Hughes)
2	Jordan Love	G	6-5	180	Fr.	2nd	Durham, N.C. (Voyager Academy)
3	Skyler Hogan	G	6-5	205	Sr.	5th	Melbourne, Fla. (Holy Trinity Episcopal/Embry-Riddle)
4	Oscar Kao	G	6-0	170	Jr.	3rd	Tapei, Taiwan (Songshan/Marshalltown CC)
5	Chris Harris	G	6-3	205	Jr.	3rd	Antioch, Ill. (Lake Forest Academy/John A. Logan College)
10	Quatarrius Wilson	F	6-8	215	Sr.	5th	Mobile, Ala. (Gardendale/McNeese State)
11	DQ Nicholas	G	6-1	180	Fr.	1st	Atlanta, Ga. (Scotland Prep School (Pa.))
12	Evan Morrison *	F	6-6	190	Jr.	3rd	Lee's Summit, Mo. (Kansas City City East Christian Academy/John Wood CC)
13	Isaiah Gable	F	6-7	200	Jr.	3rd	Greenville, Ohio (Greenville)
15	Nana Akenten #	G	6-6	215	Jr.	3rd	Bolingbrook, Ill. (Bolingbrook/Nebraska)
20	Jakob Medina *	G	6-2	175	Fr.	1st	Chicago, Ill. (St. Patrick)
23	Sage Tolbert	F	6-8	210	So.	2nd	Richmond, Texas (Combine Academy (Charlotte, N.C.))
25	Nygal Russell	G	6-4	205	So.	3rd	Houston, Texas (ASPIRE Academy (Louisville, Ky.))
44	Darrius Agnew	F	6-8	220	Jr.	3rd	Starkville, Miss. (Starkville/East Mississippi CC)

\* Walk-on

# Will sit out the season due to NCAA Division I transfer regulations

**Head Coach:** Rick Ray, Fifth Year (Grand View College, 1994)

**Assistant Coach:** Keith Pickens, Second Year (Missouri State, 2013)

**Assistant Coach:** Tarrance Crump, First Year (Purdue, 2008)

**Assistant Coach:** Jason Owens, First Year (Siena Heights, 2006)

**Director of Operations:** Al Myers, Second Year (Wichita State, 1992)

**Graduate Assistant:** Mark Laros, First Year (Southeast Missouri, 2019)

#### Pronunciations

Nana Akenten.....na-nuh uh-ken-ten  
 Khalil Cuffee .....kah-leel  
 Oscar Kao.....cow  
 Mark Laros.....lair-ohs  
 Nygal Russell.....nye-juhl

#### Breakdown by Class

Seniors .....2  
 Juniors .....6  
 Sophomores.....4  
 Freshmen.....3



## 2019-20 OHIO VALLEY CONFERENCE STANDINGS (AS OF DEC. 6, 2019)

	OVC					Overall					
	Record	Pct.	Home	Away	Streak	Record	Pct.	Home	Away	Neutral	Streak
Belmont	0-0	.000	-	-	-	6-3	.667	3-0	3-3	0-0	W2
Tennessee State	0-0	.000	-	-	-	5-3	.625	3-0	0-3	2-0	W2
Morehead State	0-0	.000	-	-	-	5-4	.556	4-0	1-4	0-0	W1
Eastern Illinois	0-0	.000	-	-	-	4-4	.500	2-0	1-3	1-1	L1
Murray State	0-0	.000	-	-	-	4-4	.500	3-0	0-2	1-2	L2
Austin Peay	0-0	.000	-	-	-	3-4	.429	3-0	0-4	0-0	L1
UT Martin	0-0	.000	-	-	-	3-4	.429	1-1	1-2	1-1	W1
Eastern Kentucky	0-0	.000	-	-	-	3-5	.375	3-1	0-2	0-2	L3
<b>Southeast Missouri</b>	<b>0-0</b>	<b>.000</b>	-	-	-	<b>3-5</b>	<b>.375</b>	<b>2-1</b>	<b>0-3</b>	<b>1-1</b>	<b>L1</b>
Tennessee Tech	0-0	.000	-	-	-	3-6	.333	2-2	1-2	0-2	W1
Jacksonville State	0-0	.000	-	-	-	2-5	.286	1-0	0-4	1-1	L2
SIU Edwardsville	0-0	.000	-	-	-	2-7	.222	1-3	1-4	0-0	L5





## 2019-20 SOUTHEAST MISSOURI BASKETBALL NOTES / DRAKE

following season. The Sycamores upset No. 4 seed Oklahoma in the first round of the 2001 NCAA Tournament. In addition, Ray was part of the ISU sta that defeated perennial power Indiana in back-to-back seasons. Ray was also on Purdue's coaching staff with former Southern Illinois coaches Matt Painter and Paul Lusk. He is 2-9 against MVC schools as a head coach (0-3 vs. Bradley; 0-2 vs. Evansville; 1-2 vs. Missouri State; 1-2 vs. Southern Illinois).

### Harris Out This Week

Guard Chris Harris will not play in Southeast Missouri's games at Abilene Christian (Dec. 5) and Drake (Dec. 7) due to a knee injury. Harris sustained his injury during practice prior to the Redhawks matchup with The Citadel (Nov. 19). He missed SEMO's last five contests. Harris leads the Redhawks in scoring with 15.5 ppg.

### Double-Doubles

Southeast Missouri is tied for first in the Ohio Valley Conference with three double-doubles this season. Quatarrius Wilson has two and Sage Tolbert has one for the Redhawks so far.

**Quatarrius Wilson, 12 points, 13 rebounds**  
at Vanderbilt (Nov. 6)

**Sage Tolbert, 13 points, 10 rebounds**  
vs. Cal State Fullerton (Nov. 27)

**Quatarrius Wilson, 10 points, 11 rebounds**  
vs. Denver (Nov. 30)

### Double Figure Games

Skyler Hogan scored double figures a team-high five times this season. Alex Caldwell, Sage Tolbert and Quatarrius Wilson follow close behind with four each. Hogan (21), Caldwell (12), Tolbert (9) and Wilson (4) have combined for 46 double-digit scoring games.

### 3-Point Difference

Southeast Missouri has made 37 three-pointers through eight games, fewest in the Ohio Valley Conference. The Redhawks are averaging 4.6 three-pointers per contest and made just 28 percent (37-of-132) from long range. SEMO's opponents have made 68 threes and hold a 204-111 advantage in points behind the 3-point line.

### Down to the Wire

Southeast Missouri won two of its first three games at home by one point. Chris Harris buried a 3-pointer with 27 seconds left to send SEMO to a 79-78 victory over Purdue Fort Wayne on Nov. 10. Twelve days later, Alex Caldwell drained a 3-pointer with 17 seconds on the clock to grab SEMO a 72-71 win over Missouri S&T (Nov. 22).

## 2019-20 STATS COMPARISON

SEMO	DU
3-5.....Record.....	7-2
0-0.....Conference Record.....	0-0
68.4.....Points Per Game.....	70.0
72.6.....Opp. Points Per Game.....	59.3
-4.2.....Scoring Margin.....	+10.7
.430.....Field Goal Percentage.....	.459
.438.....Opp. Field Goal Percentage.....	.392
.280.....3-Point Field Goal Percentage.....	.377
.368.....Opp. 3-Point Field Goal Percentage.....	.324
.699.....Free Throw Percentage.....	.377
.673.....Opp. Free Throw Percentage.....	.324
35.1.....Rebounds Per Game.....	34.9
36.5.....Opp. Rebounds Per Game.....	30.8
-1.4.....Rebounding Margin.....	+4.1
9.3.....Assists Per Game.....	15.2
14.6.....Turnovers Per Game.....	14.1
-0.5.....Turnover Margin.....	+1.6
2.0.....Blocks Per Game.....	3.6
6.9.....Steals Per Game.....	7.2

## THIS WEEK'S SCHEDULE/RESULTS

### Monday, December 2

Tennessee Tech 86, Reinhardt 47

### Tuesday, December 3

USC Upstate 79, Eastern Kentucky 67  
George Mason 67, Jacksonville State 60  
Belmont 80, Lipscomb 75  
Arkansas 69, Austin Peay 61  
Missouri State 71, Murray State 69

### Wednesday, December 4

Morehead State 56, IUPUI 51  
Purdue Fort Wayne 74, Eastern Illinois 69  
Chicago State 89, SIU Edwardsville 81

### Thursday, December 5

**Abilene Christian 73, Southeast Missouri 64**

### Friday, December 6

Chicago State at Tennessee State, Noon, CT  
UT Martin at Central Michigan, 6 p.m., CT


### Saturday, December 7

Green Bay at Eastern Illinois, 3:15 p.m., CT  
Jacksonville State at Alabama A&M, 4 p.m., CT  
North Florida at Austin Peay, 4 p.m., CT  
**Southeast Missouri at Drake, 5 p.m., CT**  
Morehead State at Illinois State, 6 p.m., CT  
Middle Tennessee at Murray State, 7 p.m., CT

### Sunday, December 8

Tennessee Tech at Ohio, 1 p.m., CT  
Eastern Kentucky at Northern Kentucky, 6 p.m., CT

## SOUTHEAST MISSOURI PROBABLE STARTERS



**0**

Alex Caldwell  
G / 6-0 / 160 / So.  
Columbia, S.C.

10.9 ppg, 2.1 rpg,  
2.3 apg



**3**

Skyler Hogan  
G / 6-5 / 205 / Sr.  
Melbourne, Fla.

8.9 ppg, 3.9 rpg,  
0.6 apg



**10**

Quatarrius Wilson  
F / 6-8 / 215 / Sr.  
Mobile, Ala.

7.5 ppg, 7.0 rpg,  
1.3 apg



**11**

DQ Nicholas  
G / 6-1 / 180 / Fr.  
Atlanta, Ga.

10.0 ppg, 2.8 rpg,  
1.4 apg



**23**

Sage Tolbert  
F / 6-8 / 210 / So.  
Richmond, Texas

10.3 ppg, 7.1 rpg,  
1.0 apg



## 2019-20 SOUTHEAST MISSOURI BASKETBALL NOTES / DRAKE

### HONORS & AWARDS

-  
-

### 2019-20 OVC PRESEASON POLL

#### Team (First-Place Votes)

Belmont (17) .....	237
Murray State (7) .....	223
Jacksonville State .....	187
Austin Peay.....	180
UT Martin.....	154
Eastern Kentucky.....	128
Eastern Illinois.....	124
Morehead State.....	113
Tennessee State.....	90
SIU Edwardsville.....	63
Southeast Missouri.....	49
Tennessee Tech.....	36

### 2019-20 PRESEASON ALL-OVC TEAM

#### Name, Position, School

Jomaru Brown, G, Eastern Kentucky  
Tevin Brown, G, Murray State  
Jr. Clay, G, Tennessee Tech  
Darnell Cowart, F, Murray State  
Quintin Dove, F, UT Martin  
Grayson Murphy, G, Belmont  
Nick Muszynski, C, Belmont  
Craig Randall II, G, UT Martin  
Terry Taylor, G/F, Austin Peay  
Jordan Walker, G, Morehead State  
Josiah Wallace, G, Eastern Illinois

#### Preseason Player of the Year

Terry Taylor, G/F, Austin Peay

### Road Warriors

Southeast Missouri does not play at home for over a month. The Redhawks were in Santa Clara, California for the Cable Car Classic (Nov. 27, 29 & 30) over Thanksgiving. SEMO then played at Abilene Christian (Dec. 5). SEMO makes trips to Drake (Dec. 7), Youngstown State (Dec. 15), Ohio State (Dec. 17) and Southern Illinois (Dec. 21) next. The Redhawks' next home game is not until after Christmas when they host Missouri Baptist (Dec. 29).

### Final Exams Approaching

After Saturday's game at Drake (Dec. 7), Southeast Missouri will break for final exams. This year's final exam schedule is from Dec. 9-12. The Redhawks will have an eight-day break before resuming non-conference action at Youngstown State (Dec. 15).

### Redhawks Get First Win

Southeast Missouri picked up its first win of the season with a gritty performance against Purdue Fort Wayne (Nov. 10). SEMO saw a 15-point lead disappear, but made some big defensive stops and a clutch shot down the stretch to beat the Mastodons, 79-78.

### Nicholas Drops in 24

Freshman guard DQ Nicholas became the first Southeast Missouri player to score over 20 points in a game when he dropped in a game-high 24 against The Citadel (Nov. 19). Nicholas made 9-of-16 field goals and 5-of-6 free throws. He ranks fifth on the team with 8.4 points per game.

### Wilson Eighth in the OVC in Rebounding

Forward Quatarrius Wilson enters the weekend ranked eighth in the Ohio Valley Conference in rebounding with seven per game. Wilson is also averaging 7.5 points and has two double-doubles through eight starts.

### Caldwell Among OVC Leaders

Alex Caldwell is among the Ohio Valley Conference's top 10 leaders in free throw percentage (10th, .818), steals (8th, 1.6 per game) and minutes played (7th, 31.3 mpg). Caldwell is also the Redhawks top scorer with 10.9 points per

contest and is 13 away from becoming SEMO's first player to score 100 points in 2019-20.

### Mileage Chart

Southeast Missouri is going to log some serious miles over the next several weeks. SEMO will travel to six different states (California, Texas, Iowa, Ohio, Illinois, Indiana) during its longest road stretch of the season. In all, the Redhawks will rack up 6,824 miles between charter bus and flight travel. Here's a look at the upcoming travel schedule.

#### Cable Car Classic (Nov. 27, 29 & 30)

Cape Girardeau to St. Louis, Mo. (Bus)	115
St. Louis to San Jose, Calif. (Flight)	1,715
San Jose, Calif. to St. Louis (Flight)	1,715
St. Louis to Cape Girardeau, Mo. (Bus)	115
Total Mileage	3,660

#### Abilene Christian (Dec. 5) & Drake (Dec. 7)

Cape Girardeau to St. Louis, Mo. (Bus)	115
St. Louis to Dallas, Texas (Flight)	550
Dallas, Texas to Des Moines, Iowa (Flight)	624
Des Moines, Iowa to Hannibal, Mo. (Bus)	235
Hannibal to Cape Girardeau, Mo. (Bus)	218
Total Mileage	1,742

#### Youngstown State (Dec. 15) & Ohio State (Dec. 17)

Cape Girardeau to St. Louis, Mo. (Bus)	115
St. Louis to Cleveland, Ohio (Flight)	487
Cleveland to Youngstown, Ohio (Bus)	74
Youngstown to Columbus, Ohio (Bus)	172
Columbus, Ohio to Terre Haute, Ind. (Bus)	252
Terre Haute, Ind. to Cape Girardeau, Mo. (Bus)	230
Total Mileage	1,330

#### Southern Illinois (Dec. 21)

Cape Girardeau, Mo. to Carbondale, Ill. (Bus)	46
Carbondale, Ill. to Cape Girardeau, Mo. (Bus)	46
Total Mileage	92

### Home-Opening Win

With their 79-78 victory over Purdue Fort Wayne (Nov. 10), the Redhawks improved to 23-6 all-time in home-openers since joining the NCAA Division I ranks in 1991-92. Southeast Missouri opened its home slate with a win for the seventh time in eight years and has posted victories in 14 of its last 17 home-opening dates. The Redhawks won





## 2019-20 SOUTHEAST MISSOURI BASKETBALL NOTES / DRAKE

their fourth-straight home-opener under head coach Rick Ray.

### About Drake

Drake is off to a 7-2 start this season and has won six of its last seven games. The Bulldogs carry a three-game winning streak into Saturday's meeting with Southeast Missouri. Drake leads the Missouri Valley Conference in scoring defense (59.3 ppg allowed), field goal percentage defense (.392) and blocked shots (32). Roman Penn leads the MVC with 5.6 assists per game and Liam Robbins boasts a league-high 21 blocks. Anthony Murphy is the Bulldogs top scoring threat with 10.6 points a game.

### Strong Start for Harris

Chris Harris opened his Southeast Missouri career with back-to-back double-digit scoring games and drained a game-winning 3-pointer to give the Redhawks their first victory of the season. A native of Antioch, Illinois, Harris averaged 15.5 points per game and was SEMO's leading scorer in each of the first two games of the 2019-20 campaign. All of his points came off the bench as he scored 15 at SEC member Vanderbilt (11/6) and followed that up with 16 vs. Purdue Fort Wayne (11/10). Harris put the Redhawks ahead by one with his 3-pointer with 27 seconds left against the Mastodons. For the week, Harris shot 60 percent (9-of-15) from the field, 80 percent (8-of-10) at the free throw line and a scorching 71.4 percent (5-of-7) from 3-point range.

### Mr. Double-Double

Quatarrius Wilson registered the 16th double-double of his college career and second in a Southeast Missouri uniform when he finished with 10 points and 11 rebounds vs. Denver (Nov. 30). Wilson previously had a Southland Conference leading 14 double-doubles during the 2017-18 season at McNeese State.

### Division I Debuts

Five players, including guard Chris Harris, forwards Darrious Agnew and Evan Morrison, and guards DQ Nicholas and Jordan Love made their NCAA Division I debuts in

2019-20. Harris, who is currently out with a knee injury, averaged 15.5 points per game in his first two contests.

### Big Stops

Southeast Missouri's defense locked down to draw a charge and get two stops in the final 35 seconds to secure its 79-78 win over Purdue Fort Wayne (Nov. 10). Isaiah Gable stepped in front of Dylan Carl to draw a big foul with 35 seconds on the clock. The Mastodons then had two chances in the final six seconds, but SEMO forced a missed 3-pointer and layup to come away with the win.

### Welcome to Division I Basketball

Six of the 15 players on Southeast Missouri's 2019-20 roster never played NCAA Division I basketball. DQ Nicholas, Jordan Love, Chris Harris, Evan Morrison, Jakob Medina and Darrious Agnew formed that group entering the year. Nicholas, Harris, Agnew, Love and Morrison have played so far this season.

### Owens and Crump Join Coaching Staff

Southeast Missouri added assistant coaches Tarrance Crump and Jason Owens to its staff in June. Crump spent three years as an assistant coach at fellow Ohio Valley Conference member SIU Edwardsville (2016-18). SEMO head coach Rick Ray coached Crump when he was a student-athlete at Purdue. Owens joined the Redhawks after working two years as an assistant coach on Kim Anderson's staff at Pittsburg State.

### Worth Noting

Of the 353 NCAA Division I men's basketball programs in the nation and discounting the Historically Black Colleges and Universities, Southeast Missouri is one of only five programs that have full-time coaching staffs comprised entirely of African-Americans. SEMO joins Georgetown, North Carolina State, Houston and Detroit Mercy

### Ready to Go

McNeese State transfer forward Quatarrius Wilson sat out the 2018-19 season due to NCAA Division I transfer regulations. He had

## SHOW ME CENTER INFORMATION

### Photographers

Photographers working the floor level at the Show Me Center are required to shoot from behind the dash lines along the baselines and must sit on the floor in those areas. The Director of Strategic Communications may identify other positions off the court where photographers may work, provided the view is not blocked for fans. At no time may photographers work directly from behind the official scorer's table and team benches, and in front of any courtside signage. No tripods may be placed on or beside the court.

### Postgame Procedure

All interview requests for Southeast student-athletes must be made to a member of the Southeast Missouri Strategic Communications staff prior to the end of each game. Student-athletes will be escorted to postgame press conferences in the front meeting rooms of the Show Me Center. Media representatives are not allowed in the dressing room area. Redhawks head coach Rick Ray will address the media during press conferences after every game and the opposing head coach will be invited upon request. Ray will join press conferences immediately after his postgame radio obligation with the Redhawks Radio Network.

### Credentials

Credentials are required for entrance to the Show Me Center. To request season or single game credentials, please contact Southeast Missouri Assistant Director of Athletics for Strategic Communications Jeff Honza by phone (573) 651-2933 or email [jhonza@semo.edu](mailto:jhonza@semo.edu) / [redhawk1@me.com](mailto:redhawk1@me.com). Credentials can be picked up at the NCAA pass gate located inside the main entrance of the Show Me Center.

### Press Row

Media will be issued assigned seats course side on the north side of the Show Me Center. Press row is reserved for working media only. Professional decorum is expected at all times. Cheering or outward expression is strictly prohibited.

### Gameday Information

Game notes, rosters, statistics and other information is available on press row and in the media workroom at the Show Me Center on gamedays. Weekly releases will be published online at [GoSoutheast.com](http://GoSoutheast.com).

### Phone Lines

One phone line will be provided to the visiting team's official radio station courtesy of the Redhawks Radio Network. If additional phone lines are needed, they must be secured by calling (573) 651-2275 at least one week in advance.

### Wireless Internet

The Show Me Center is equipped with wireless internet. Please see a member of the Southeast Missouri Strategic Communications staff for login information.



## 2019-20 SOUTHEAST MISSOURI BASKETBALL NOTES / DRAKE

surgery on his right thumb in early July and missed six weeks before returning to the court in mid-August. Wilson earned Third-Team All-Southland Conference honors after averaging a double-double 10.9 points and 10.2 rebounds per game in 28 starts for McNeese State in 2017-18. Wilson was projected to be a Second-Team All-Ohio Valley Conference selection in Athlon Sports' preseason picks.

### Fifth Year for Ray

Rick Ray is in his fifth year as head coach at Southeast Missouri. The Redhawks finished their 2018-19 season with an overall record of 10-21 and 5-13 Ohio Valley Conference mark. Prior to his first head coaching job at Mississippi State, Ray made the NCAA Tournament as an assistant coach with three different programs, including Purdue, Clemson and Indiana State.

### Returning Scorers

Southeast Missouri has three of its top four scorers back from last season. Skyler Hogan (10.6 ppg), Alex Caldwell (8.7 ppg) and Isaiah Gable (8.1 ppg) ranked second, third and fourth on the team in 2018-19, respectively. The trio accounted for 35 percent of the Redhawks scoring output.

### Roster Makeup

The Redhawks 2019-20 roster consists of 15 players, including two seniors, six juniors, four sophomores and three freshmen. Southeast Missouri has a total of six newcomers on this year's squad. SEMO's roster is comprised of players from nine different states (Alabama, Florida, Georgia, Illinois, Mississippi, Missouri, North Carolina, Ohio, South Carolina).

### Season 113

Southeast Missouri is in its 113th season of basketball. This year marks SEMO's 29th as an NCAA Division I program. The Redhawks are 338-486 all-time at the Division I level. SEMO joined the Division I ranks in 1991-92.

### OVC Top-Five

The Redhawks ranked among the top-five in the Ohio Valley Conference in five categories a year ago. Southeast Missouri was second

in 3-point field goal percentage defense (.320), third in 3-point field goals made (8.6 per game), fourth in both 3-point field goal percentage (.370) and defensive rebounding percentage (.717), and fifth in defensive rebounds (25.7 rpg).

### Redhawks 11th in OVC Preseason Poll

Southeast Missouri was picked 11th in the 2019-20 Ohio Valley Conference Basketball Preseason Poll announced Oct. 22 during the league's annual media day at the Double Tree Hotel. SEMO tallied 49 points in the overall voting by the OVC Head Coaches and Communication Directors. Belmont, which received 17 of the 24 first-place votes, was tabbed this year's favorite. Murray State followed with 223 points and seven first-place nods. The Bruins and Racers shared the OVC regular-season title last season. MSU won the OVC Tournament crown and both teams advanced to the NCAA Tournament. Jacksonville State (187 pts.), Austin Peay (180 pts.), UT Martin (154 pts.), Eastern Kentucky (128 pts.), Eastern Illinois (124 pts.), Morehead State (113 pts.), Tennessee State (90 pts.) and SIU Edwardsville (63 pts.) were also picked ahead of SEMO. Tennessee Tech completed the poll with 36 points. Austin Peay guard/forward Terry Taylor was selected Preseason OVC Player of the Year.

### Backcourt

Sophomore Alex Caldwell (Columbia, S.C.) and freshman DQ Nicholas (Atlanta, Ga.) are expected to interchange between the one and two-guard spots. Caldwell is coming off a nice rookie season that saw him average 10.6 points as SEMO's third-leading scorer in 2018-19. He played in 24 games and made five starts at the point guard spot as a true freshman. Caldwell also ranked third on the team with 22 steals and shot 44.9 percent from the floor with 30 of his made field goals beyond the arc. Similar in size and skill is Nicholas, who joins the Redhawks from Pennsylvania's Scotland Prep School. Nicholas averaged 12.6 points, 4.2 rebounds and 25 minutes a game a year ago. He was part of a Scotland Prep team that went 36-2 and ranked #1 most of the season before falling to Brewster Academy in the national

championship game. Throughout preseason workouts, Caldwell and Nicholas have run point on separate teams and it is paying dividends in their preparation. Junior Oscar Kao (Tapei, Taiwan) adds to the depth at point guard. Kao appeared in 20 games off the bench and averaged 3.3 points and 8.2 minutes per contest in that role a year ago. He shot 52.2 percent (24-of-46) from the field and drained 13-of-23 three-pointers for a 56.5 percent clip.

### Perimeter

Southeast Missouri ranked third in the OVC in 3-point field goals made and fourth in 3-point field goal percentage last season. The Redhawks averaged 8.6 made threes a game en route to shooting 37 percent for the year. Fifth-year senior and returning starter Skyler Hogan (Melbourne, Fla.) is back on the Redhawks perimeter. A two-time OVC Newcomer of the Week, Hogan ranked second on the team with 10.6 points a game in 30 games and 27 starts. He was third on the team with 46 three-pointers made and ranked third on the team shooting 76.7 percent (33-of-43) at the free throw line. Hogan logged 26.3 minutes a game, second-most on the team. Junior Chris Harris (Antioch, Ill.), sophomores Nygal Russell (Houston, Texas) and Khalil Cuffee (Fairburn, Ga.), and freshmen Jordan Love (Durham, N.C.) and Jakob Medina (Chicago, Ill.) are other perimeter candidates. Harris averaged 9.8 points and 4.2 rebounds in 32 games and 14 starts at John A. Logan College in 2018-19. JALC went 27-5 overall, ranked fifth in the nation and claimed a share of the Great Rivers Athletic Conference title with Harris on its roster. Returnees Russell and Cuffee saw playing time last season. Russell played in 31 games and made nine starts, averaging 5.3 points per contest, while Cuffee saw action in 13 games off the bench. Meanwhile, Love redshirted as a true freshman. Medina, a walk-on, attended St. Patrick High School. He missed all but seven games of his senior year due to injury. University of Nebraska transfer guard Nana Akenten (Bolingbrook, Ill.) filled SEMO's final scholarship on the 2019-20 roster, but will sit out the season due to NCAA Division I transfer regulations.



## 2019-20 SOUTHEAST MISSOURI BASKETBALL NOTES / DRAKE

### Frontcourt

Fifth-year senior Quatarrius Wilson (Mobile, Ala.) and sophomore Sage Tolbert (Richmond, Texas) are projected to start down low. Wilson, who missed the 2018-19 campaign after transferring to SEMO from McNeese State, makes his debut in a Redhawk uniform. He earned Third-Team All-Southland Conference honors after averaging a double-double 10.9 points and 10.2 rebounds during his last season of competition in 2017-18. Tolbert was SEMO's second-leading rebounder as a true freshman a year ago. He started 27 of 31 games and averaged 6.3 points and five rebounds. Tolbert also shot 45.6 percent (72-of-158) from the field and ranked second on the team with 18 blocks. Junior Isaiah Gable (Greenville, Ohio) has the ability to play underneath the basket and knock down shots outside. Gable led the Redhawks with 51 three-pointers and ranked fourth on the team in scoring with 8.3 points a game last season. He started 24 games and averaged 22.7 minutes per contest. Newcomers Darrious Agnew (Starkville, Miss.) and Evan Morrison (Lee's Summit, Mo.) complete the 2019-20 squad. Agnew comes to Cape Girardeau after spending the last two seasons at East Mississippi Community College. He averaged 11.5 points and a team-high 6.7 rebounds in his final season with the Lions in 2018-19. A walk-on, Morrison saw action in 29 games off the bench at John Wood Community College a year ago.

### Redhawks in Professional Basketball

Antonijs Cleveland, who was at Southeast Missouri for four years from 2013-17, plays for the Dallas Mavericks and is on a two-way contract with the Texas Legends of the NBA G League. Cleveland re-signed with the Mavericks on July 25, 2019. He has played in a total of 17 NBA games between his time with Dallas (13) and Atlanta (4). Cousins Tyler Stone and Jarekious Bradley, once teammates at

Southeast Missouri, are both playing overseas. Stone is with New Basket Brindisi of the Italian Lega Basket Serie A (LBA) and Bradley is with Joensuu Kataja Basket in Finland. Stone also played professionally in Turkey, Greece, Japan, Israel and Russia before joining his current team in Italy. Meanwhile, Bradley played in Slovakia and Germany before joining his current team in Finland.

### Redhawks Sign Highly Talented Duo

Southeast Missouri signed point guard Phil Russell and forward Ramean Hinton for the 2020-21 season during the opening day of the NCAA early signing period on Nov. 13. Russell (5'10", 165) comes to SEMO from Vashon High School (St. Louis) and Hinton (6'4", 180) joins the Redhawks from Curie High School (Chicago). Russell started at point guard the last two seasons leading Vashon to 47 wins over that span. The Wolverines won a Class 3 State Championship in March, Vashon's third in four years. In the semifinal matchup against Charleston High School, Russell drained four 3-pointers and scored 20 points. Along with his ability to score, Russell also dished out nearly 180 assists during his junior campaign. Hinton averaged 15 points and seven rebounds for Curie High School, which went 35-2 overall and didn't lose to a Chicago-area school last season. In the Chicago Public League championship game against Morgan Park, Hinton turned in a double-double 21 points and 13 rebounds. UAB, Saint Louis, Kent State, Green Bay, Kansas State, New Mexico, Colorado State and Tulsa were other schools that recruited Hinton in addition to SEMO. Hinton and Russell fashioned an impressive combined record of 61-6 in their games as juniors.

### Suits and Sneakers Week is Jan. 20-26

Coaches vs. Cancer Suits and Sneakers Week is scheduled for Jan. 20-26, 2020. It is a nationwide event when basketball coaches across the country unite for a common cause -- saving lives from cancer! Coaches and their staffs across the nation wear sneakers with their suits during games to raise awareness and help save lives from cancer by raising funds and encouraging people to educate themselves about cancer prevention, screen-

ing, and early detection. The Coaches vs. Cancer program is a nationwide collaboration between the American Cancer Society and the National Association of Basketball Coaches. This initiative leverages the personal experiences, community leadership, and professional excellence of coaches nationwide to increase cancer awareness and promote healthy living through year-round awareness efforts, fundraising activities, and advocacy programs. Since 1993, coaches have raised over \$100 million for the American Cancer Society.





## HEAD COACH RICK RAY



- Head Coach
- Fifth Year
- Grand View College, 1994

## RICK RAY

**R**ick Ray begins his fifth year as head coach at Southeast Missouri. SEMO concluded its 2018-19 campaign with an overall record of 10-21 and 5-13 in the Ohio Valley Conference.

The Redhawks return three starters from last year's team which ranked second in the OVC in 3-point field goal percentage defense (.320), third in 3-point field goals made (8.6 per game) and fourth in 3-point field goal percentage (.370). SEMO also tied for fourth in defensive rebounding percentage (.717) and rated fifth in defensive rebounds (25.7 rpg).

The year before, SEMO finished its 2017-18 season with an overall record of 14-17 and 8-10 mark in the OVC. The Redhawks were seventh in the league standings, three spots ahead of where they were picked in the preseason poll.

The Redhawks drained a single-season school record 289 three-pointers in Ray's third year as head coach. SEMO made 10 or more 3-pointers in 15 contests and led the OVC with a .392 three-point field goal percentage.

Guards Denzel Mahoney and Ledarrius Brewer represented SEMO on the 2017-18 All-Ohio Valley Conference teams.

Mahoney earned first-team honors, while Brewer secured All-Newcomer accolades.

Ray led SEMO to a +10 increase in the win column as the Redhawks were the 22nd Most Improved Team in NCAA Division I Basketball during the 2016-17 season. SEMO finished at 15-18 and second in the OVC West Division with a 9-7 record after going 5-24 and placing last in the league in 2015-16.

SEMO made its 15th all-time OVC Tournament appearance with Ray winning the first game he coached at the event when the Redhawks erased a 14-point deficit to beat Tennessee State in overtime.

Statistically, SEMO made huge strides from the previous season. The Redhawks ranked among the top-five in the OVC in several categories, including steals (1st, 7.7), assist/turnover ratio (5th, 1.1) and 3-point field goals made (5th, 8.0). SEMO made its biggest jump from the 2015-16 season in turnover margin (8th to 1st), 3-point field goal percentage (last to 2nd) and free throw percentage (last to 2nd). Nationally, the Redhawks went from 331st to 49th in free throw percentage and 336th to 59th in total 3-point field goals made, while improving in many other areas during

the 2016-17 campaign.

Additionally, Ray coached a pair of All-OVC selections in guards Antonius Cleveland and Mahoney. Cleveland, who earned first-team honors, became the first SEMO player to make the national College Slam Dunk Championship. Cleveland most recently re-signed with the Dallas Mavericks on a two-way contract with the Texas Legends (NBA G League).

Mahoney was the league's Freshman of the Year, a second-team pick, All-Newcomer selection and OVC All-Tournament Team honoree. It was the first time the Redhawks had multiple All-OVC selections since 2013-14 (Tyler Stone, Jarekious Bradley).

Following the 2016-17 campaign, Ray received a two-year contract extension that runs through the 2020-21 season.

Ray was introduced as the 20th head coach in SEMO men's basketball history on April 13, 2015. He is the first African-American head coach in the 112-year history of the program.

A tireless worker, Ray is structuring his program to achieve success both on the court and in the classroom.

SEMO posted a 3.31 GPA during Summer, 2019. The Redhawks had seven players obtain a 4.0 GPA and 12 achieve a 3.0 or higher mark.

In his first summer on the job, Ray challenged his players to excel academically and they did so by accumulating a 3.38 grade point average, the program's highest in a summer term.

Twelve of the 15 players enrolled in summer classes

posted a 3.0 or higher GPA. To take it even further, Ray convinced other players to remain on campus and finish what they started. As a result, seven players graduated. Nino Johnson, Jarekious Bradley, Darrian Gray and J.J. Thompson, along with former players Corey Wilford, Waylon Jones and Dainmon Gonner all earned their bachelor degrees.

The next summer, the Redhawks recorded a 3.33 GPA with six players achieving a 4.0 and 11 notching a 3.0 or higher GPA.

In Fall, 2017, SEMO's men's basketball team made the biggest improvement of all Redhawk athletic teams from the previous Fall, 2016 semester when it raised its grade point average .613 points to a 3.08. That fall, the basketball team was the only men's sport that registered a 3.0 GPA.

Ray's 2015-16 team was the first to play in a newly-renovated Show Me Center, which has served as home to Redhawk Basketball since 1987.

One of the best basketball arenas in the OVC, the Show Me Center received a new state-of-the-art center-hung video board, brand new telescopic seating, a new exterior roof and additional improvements to lighting and sound systems. All renovations were completed for the 2015-16 campaign.

Prior to SEMO, Ray spent three seasons as head coach at Mississippi State. He led the Bulldogs to a 2-2 mark in the SEC Tournament, including an upset win against Vanderbilt in 2013-14. Ray helped the development of two All-SEC





## HEAD COACH RICK RAY

freshmen in Craig Sword and Gavin Ware, as his recruiting classes received national attention. In addition, Ray had a 100 percent graduation rate during his tenure at MSU.

Certainly no stranger to NCAA postseason play, Ray has been an assistant at three different institutions that enjoyed success at the highest level.

Before arriving in Starkville, Mississippi, Ray spent two seasons at Clemson, where he was associate head coach to Brad Brownell. Ray also spent four successful years on the staff of Matt Painter at Purdue. He began his Division I coaching career at Indiana State, serving seven seasons.

All three programs participated in the NCAA Tournament. While at Clemson coaching in the highly-competitive Atlantic Coast Conference, the Tigers won 38 games during Ray's two-year stint as associate head coach. In 2010-11, the Tigers finished the year with a 22-12 overall record and 9-7 mark in the ACC en route to making the NCAA Tournament for the fourth-straight season. Clemson advanced to the second round of the tournament that year.

Ray was an assistant coach from 2006-10 under Painter at Purdue, where the Boilermakers won 103 games during his first four years on staff, including 15 victories over Top 25 competition. During his tenure, Purdue advanced to the NCAA Tournament each season and made the Sweet 16 his last two years there.

In 2009, the Boilermakers won the Big Ten Tournament and

secured a No. 5 seed in the NCAA Tournament. A year later, Ray helped the Boilermakers to 29 wins, tied for the most in Purdue history for a single season. Purdue earned a No. 4 seed and lost in the round of 16 to eventual NCAA champion Duke during the 2010 NCAA Tournament.

Ray was part of the 2006-07 Purdue staff that signed arguably the top class in school history, a group that was rated No. 5 nationally by Scout.com and No. 6 by Rivals.com. That class included All-Americans Robbie Hummel and JaJuan Johnson and current NBA player E'Twaun Moore.

While at Purdue, Ray was on Painter's staff that also included Cuonzo Martin (Missouri head coach), and Paul Lusk (former Missouri State head coach).

Ray coached at Missouri Valley Conference member Indiana State for a period of seven years (1997-2004), helping ISU to consecutive 20-win seasons and NCAA Tournament appearances in 1999-2000 and 2000-01. In 1999-2000, the Sycamores compiled a 14-4 record in the MVC and won the regular season title. ISU then won the MVC Tournament the following season. The Sycamores later upset No. 4 seed Oklahoma in the first round of the 2001 NCAA Tournament. In addition, Ray was part of the ISU staff that defeated perennial power Indiana in back-to-back seasons.

Following his time at ISU, Ray spent two seasons (2004-06) as an assistant coach and recruiting coordinator at Northern

Illinois. In 2005-06, the Huskies were regular season Western Division champions in the Mid-American Conference for the first time in school history with a 17-11 overall record and 12-6 ledger in the MAC.

Ray began his coaching career as a graduate assistant at the University of Nebraska-Omaha, a Division II program. He helped orchestrate a seven-win turnaround during his second season in 1996-97.

A standout player for Grand View College (Iowa), Ray was an All-American Scholar-Athlete and honorable mention all-conference performer in 1993.

He earned his undergraduate

degree in applied mathematics and secondary education from Grand View in 1994. Ray received his master's degree in athletic administration from Nebraska-Omaha in 1997.

Those type of heralded credentials helped Ray make the transition to head coach.

In 2013, he was the recipient of Grand View's Distinguished Alumni Award.

Born in Gardena, California, Ray moved to Kansas City, Kansas with his family when he was six years old.

Ray and his wife, Breyana, have two sons, Deacon and Mason, and a daughter, Katriece.





## RICK RAY YEAR-BY-YEAR RECORDS

<u>Year</u>	<u>School</u>	<u>Assignment</u>	<u>Record</u>	<u>Conference</u>	<u>Postseason</u>
1995-96	Nebraska-Omaha	Graduate Assistant	-	-	-
1996-97	Nebraska-Omaha	Graduate Assistant	-	-	-
1997-98	Indiana State	Assistant Coach	16-11	10-8	-
1998-99	Indiana State	Assistant Coach	15-12	10-8	-
1999-00	Indiana State	Assistant Coach	22-10	14-4	NCAA Tournament First Round
2000-01	Indiana State	Assistant Coach	22-12	10-8	NCAA Tournament Second Round
2001-02	Indiana State	Assistant Coach	6-22	4-14	-
2002-03	Indiana State	Assistant Coach	7-24	2-16	-
2003-04	Indiana State	Assistant Coach	9-19	5-13	-
2004-05	Northern Illinois	Assistant Coach	11-17	7-11	-
2005-06	Northern Illinois	Assistant Coach	17-11	12-6	-
2006-07	Purdue	Assistant Coach	22-12	9-7	NCAA Tournament Second Round
2007-08	Purdue	Assistant Coach	25-9	15-3	NCAA Tournament Second Round
2008-09	Purdue	Assistant Coach	27-10	11-7	NCAA Tournament Sweet 16
2009-10	Purdue	Assistant Coach	29-6	14-4	NCAA Tournament Sweet 16
2010-11	Clemson	Associate Head Coach	22-12	9-7	NCAA Tournament Second Round
2011-12	Clemson	Associate Head Coach	16-15	8-8	-
2012-13	Mississippi State	Head Coach	10-22	4-14	-
2013-14	Mississippi State	Head Coach	14-19	3-15	-
2014-15	Mississippi State	Head Coach	13-19	6-12	-
2015-16	Southeast Missouri	Head Coach	5-24	2-14	-
2016-17	Southeast Missouri	Head Coach	15-18	9-7	OVC Tournament Quarterfinals
2017-18	Southeast Missouri	Head Coach	14-17	8-10	-
2018-19	Southeast Missouri	Head Coach	10-21	5-13	-
2019-20	Southeast Missouri	Head Coach	3-5	0-0	-

**Career Record:** 83-145 (8 years)


Record at Southeast Missouri: 46-85, 24-44 OVC (5 years)

Record at Mississippi State: 37-60, 13-41 SEC (3 years)

Record as a college assistant/associate head coach: 266-202



## RADIO/TV ROSTER



**0 Alex Caldwell**  
G / 6-0 / 160 / So.  
Columbia, S.C.



**1 Khalil Cuffee**  
G / 6-4 / 205 / So.  
Fairburn, Ga.




**2 Jordan Love**  
G / 6-5 / 180 / R-Fr.  
Durham, N.C.



**3 Skyler Hogan**  
G / 6-5 / 205 / Sr.  
Melbourne, Fla.



**4 Oscar Kao**  
G / 6-0 / 170 / Jr.  
Tapei, Taiwan



**5 Chris Harris**  
G / 6-3 / 205 / Jr.  
Antioch, Ill.



**10 Quatarrius Wilson**  
F / 6-8 / 215 / Sr.  
Mobile, Ala.



**11 DQ Nicholas**  
G / 6-1 / 180 / Fr.  
Atlanta, Ga.




**12 Evan Morrison**  
F / 6-8 / 190 / Jr.  
Lee's Summit, Mo.




**13 Isaiah Gable**  
F / 6-7 / 200 / Jr.  
Greenville, Ohio



**15 Nana Akenten**  
G / 6-6 / 215 / Jr.  
Bolingbrook, Ill.



**20 Jakob Medina**  
G / 6-2 / 175 / Fr.  
Chicago, Ill.



**23 Sage Tolbert**  
F / 6-8 / 210 / So.  
Richmond, Texas




**25 Nygal Russell**  
G / 6-4 / 205 / So.  
Houston, Texas



**44 Darrious Agnew**  
F / 6-8 / 220 / Jr.  
Starkville, Miss.



**Rick Ray**  
Head Coach  
Fifth Year



**Keith Pickens**  
Assistant Coach  
Second Year




**Tarrance Crump**  
Assistant Coach  
First Year



**Jason Owens**  
Assistant Coach  
First Year



**Al Myers**  
Dir. of Operations  
Second Year



**Mark Laros**  
Graduate Assistant





## 2019-20 OVERALL STATISTICS



### 2019-20 Southeast Missouri Basketball Southeast Missouri Combined Team Statistics (as of Dec 05, 2019) All games



RECORD:	OVERALL	HOME	AWAY	NEUTRAL
ALL GAMES	3-5	2-1	0-3	1-1
CONFERENCE	0-0	0-0	0-0	0-0
NON-CONFERENCE	3-5	2-1	0-3	1-1

#	Player	gp-gs	min	avg	Total		3-Point		F-Throw		Rebounds				pf	dq	a	to	blk	stl	pts	avg
					fg-fga	fg%	3fg-fga	3fg%	ft-fa	ft%	off	def	tot	avg								
05	HARRIS, Chris	2-0	54	27.0	9-15	.600	5-7	.714	8-10	.800	0	6	6	3.0	5	0	2	5	1	0	31	15.5
00	CALDWELL, Alex	8-8	250	31.3	31-80	.388	7-28	.250	18-22	.818	3	14	17	2.1	18	1	18	14	3	13	87	10.9
23	TOLBERT, Sage	8-8	193	24.1	30-49	.612	0-2	.000	22-36	.611	20	37	57	7.1	25	0	8	16	2	6	82	10.3
11	NICHOLAS, DQ	8-7	202	25.3	23-48	.479	7-18	.389	27-32	.844	0	22	22	2.8	13	0	11	17	1	6	80	10.0
03	HOGAN, Skyler	8-8	196	24.5	28-57	.491	8-20	.400	7-10	.700	2	29	31	3.9	11	0	5	13	0	4	71	8.9
10	WILSON, Quatarrius	8-8	182	22.8	18-49	.367	1-6	.167	23-36	.639	22	34	56	7.0	26	2	10	16	8	7	60	7.5
44	AGNEW, Darrious	8-0	99	12.4	17-40	.425	1-3	.333	16-22	.727	7	13	20	2.5	15	0	2	8	0	5	51	6.4
13	GABLE, Isaiah	8-0	160	20.0	13-40	.325	5-26	.192	1-5	.200	2	18	20	2.5	13	0	5	7	0	3	32	4.0
25	RUSSELL, Nygal	8-0	114	14.3	11-34	.324	1-13	.077	5-6	.833	1	17	18	2.3	12	0	3	11	1	4	28	3.5
04	KAO, Oscar	8-1	120	15.0	9-29	.310	1-7	.143	1-4	.250	3	3	6	0.8	17	1	10	7	0	5	20	2.5
02	LOVE, Jordan	4-0	18	4.5	2-2	1.000	1-1	1.000	0-0	.000	0	1	1	0.3	0	0	0	1	0	1	5	1.3
12	MORRISON, Evan	4-0	12	3.0	0-1	.000	0-1	.000	0-0	.000	0	0	0	0.0	1	0	0	0	0	1	0	0.0
Team											12	15	27					2				
Total.....		8	1600		191-444	.430	37-132	.280	128-183	.699	72	209	281	35.1	156	4	74	117	16	55	547	68.4
Opponents.....		8	1600		203-463	.438	68-185	.368	107-159	.673	78	214	292	36.5	163	-	119	113	26	49	581	72.6

TEAM STATISTICS	SEMO	OPP
SCORING	547	581
Points per game	68.4	72.6
Scoring margin	-4.2	-
FIELD GOALS-ATT	191-444	203-463
Field goal pct	.430	.438
3 POINT FG-ATT	37-132	68-185
3-point FG pct	.280	.368
3-pt FG made per game	4.6	8.5
FREE THROWS-ATT	128-183	107-159
Free throw pct	.699	.673
F-Throws made per game	16.0	13.4
REBOUNDS	281	292
Rebounds per game	35.1	36.5
Rebounding margin	-1.4	-
ASSISTS	74	119
Assists per game	9.3	14.9
TURNOVERS	117	113
Turnovers per game	14.6	14.1
Turnover margin	-0.5	-
Assist/turnover ratio	0.6	1.1
STEALS	55	49
Steals per game	6.9	6.1
BLOCKS	16	26
Blocks per game	2.0	3.3
ATTENDANCE	3493	12000
Home games-Avg/Game	3-1164	3-3696
Neutral site-Avg/Game	-	2-456

Date	Opponent	Score	Att.
11-06-19	at Vanderbilt	L 65-83	8097
11-10-19	PURDUE FORT WAYNE	W 79-78	1685
11-19-19	THE CITADEL	L 69-74	1087
11-22-19	MISSOURI S&T	W 72-71	721
! 11-27-19	vs Cal St. Fullerton	L 57-64	912
! 11-29-19	at Santa Clara	L 75-87	1009
! 11-30-19	vs Denver	W 66-51	0
12-05-19	at Abilene Christian	L 64-73	1982

\* = Conference game

! = Cable Car Classic (Santa Clara, Calif.)

Score by Periods	1st	2nd	Totals
Southeast Missouri	259	288	547
Opponents	282	299	581





## 2018-19 FINAL OVC STATISTICS



### 2018-19 Southeast Missouri Basketball Southeast Missouri Combined Team Statistics (as of Sep 24, 2019) Conference games only



RECORD:	OVERALL	HOME	AWAY	NEUTRAL
ALL GAMES	5-13	4-5	1-8	0-0
CONFERENCE	5-13	4-5	1-8	0-0
NON-CONFERENCE	0-0	0-0	0-0	0-0

#	Player	gp-gs	min	avg	Total		3-Point		F-Throw		Rebounds				pf	dq	a	to	blk	stl	pts	avg
					fg-ga	fg%	3fg-ga	3fg%	ft-fta	ft%	off	def	tot	avg								
25	BREWER, Ledarius	16-10	454	28.4	61-162	.377	22-71	.310	42-55	.764	13	53	66	4.1	33	0	31	45	7	22	186	11.6
13	GABLE, Isaiah	18-11	433	24.1	61-117	.521	35-76	.461	22-28	.786	12	48	60	3.3	30	0	18	14	1	7	179	9.9
03	HOGAN, Skyler	17-15	441	25.9	59-141	.418	16-55	.291	21-30	.700	6	49	55	3.2	22	0	19	20	0	13	155	9.1
30	MCGLOTHAN, Gabe	18-11	413	22.9	64-133	.481	15-34	.441	18-28	.643	38	89	127	7.1	59	1	17	32	9	13	161	8.9
00	CALDWELL, Alex	12-5	265	22.1	30-70	.429	12-31	.387	21-27	.778	6	9	15	1.3	28	0	14	18	1	11	93	7.8
05	DALTON, Jonathan	18-16	531	29.5	37-94	.394	11-27	.407	41-55	.745	6	37	43	2.4	32	0	56	34	0	19	126	7.0
11	RUSSELL, Nygal	18-8	297	16.5	33-93	.355	11-34	.324	37-50	.740	7	33	40	2.2	38	1	28	24	2	8	114	6.3
23	TOLBERT, Sage	18-14	346	19.2	40-87	.460	2-4	.500	31-52	.596	27	48	75	4.2	52	5	3	32	11	7	113	6.3
42	LAROS, Mark	18-0	267	14.8	47-81	.580	4-12	.333	7-11	.636	14	28	42	2.3	26	0	5	18	4	4	105	5.8
04	KAO, Oscar	12-0	122	10.2	16-30	.533	9-14	.643	2-2	1.000	1	8	9	0.8	10	0	16	12	0	6	43	3.6
01	CUFFEE, Khalil	6-0	30	5.0	6-11	.545	4-7	.571	3-4	.750	1	0	1	0.2	7	1	1	3	0	0	19	3.2
15	LEWIS, Donnie	12-0	126	10.5	2-4	.500	0-1	.000	1-3	.333	2	3	5	0.4	6	0	13	2	0	3	5	0.4
Team											22	29	51				4					
Total.....		18	3725		456-1023	.446	141-366	.385	246-345	.713	155	434	589	32.7	343	8	221	258	35	113	1299	72.2
Opponents.....		18	3725		523-1098	.476	157-448	.350	254-332	.765	185	473	658	36.6	301	-	278	226	62	108	1457	80.9

TEAM STATISTICS	SEMO	OPP	Date	Opponent	Score	Att.
SCORING	1299	1457	* 01-03-19	at SIUE	L 88-94	1046
Points per game	72.2	80.9	* 01-05-19	UT MARTIN	Wot 74-69	1287
Scoring margin	-8.8	-	* 01-10-19	AUSTIN PEAY	L 60-78	1097
FIELD GOALS-ATT	456-1023	523-1098	* 01-12-19	MURRAY STATE	L 67-85	3143
Field goal pct	.446	.476	* 01-17-19	at Morehead State	L 69-73	2024
3 POINT FG-ATT	141-366	157-448	* 01-19-19	at Eastern Kentucky	L 83-85	1860
3-point FG pct	.385	.350	* 01-24-19	SIUE	Lo3 86-87	1188
3-pt FG made per game	7.8	8.7	* 01-26-19	EASTERN ILLINOIS	W 64-59	1636
FREE THROWS-ATT	246-345	254-332	* 01-31-19	at Belmont	L 71-97	1821
Free throw pct	.713	.765	* 02-02-19	at Tennessee State	L 50-79	983
F-Throws made per game	13.7	14.1	* 02-07-19	TENNESSEE TECH	Wot 71-66	1635
REBOUNDS	589	658	* 02-09-19	JACKSONVILLE STATE	L 64-81	1503
Rebounds per game	32.7	36.6	* 02-14-19	at UT Martin	L 72-81	1034
Rebounding margin	-3.8	-	* 02-16-19	at Eastern Illinois	W 88-79	1615
ASSISTS	221	278	* 02-21-19	at Austin Peay	L 70-83	2176
Assists per game	12.3	15.4	* 02-23-19	at Murray St.	L 67-103	7762
TURNOVERS	258	226	* 02-28-19	TENNESSEE STATE	W 89-74	1421
Turnovers per game	14.3	12.6	* 03-02-19	BELMONT	L 66-84	1484
Turnover margin	-1.8	-				
Assist/turnover ratio	0.9	1.2				
STEALS	113	108				
Steals per game	6.3	6.0				
BLOCKS	35	62				
Blocks per game	1.9	3.4				
ATTENDANCE	14394	20321				
Home games-Avg/Game	9-1599	9-2258				
Neutral site-Avg/Game	-	0-0				

\* = Conference game  
! = South Alabama Tournament - Mobile, Ala.

Score by Periods	1st	2nd	OT	OT2	OT3	Totals
Southeast Missouri	531	721	37	2	8	1299
Opponents	705	714	27	2	9	1457



## 2019-20 BASKETBALL NOTES

### Comparison Game-by-Game (Southeast Missouri/Opponent)

Opponent	1st	2nd	Score	Mar	Total FG	FG Pct	3-Pointers	3FG Pct	Free Throws	FT Pct	Rebounds (Mar)	Assist	T/Over	Block	Steal	Fouls
Vanderbilt	32/32	33/51	65-83	(18)	25-58/30-61	.431/.492	3-13/14-34	.231/.412	12-18/9-14	.667/.643	38/35 +3	5/17	16/12	2/8	4/8	14/18
Purdue Fort Wayne	40/32	39/46	79-78	+1	25-56/26-64	.446/.406	8-17/10-31	.471/.323	21-30/16-22	.700/.727	35/42 (7)	16/15	10/15	0/0	5/2	20/26
The Citadel	32/40	37/34	69-74	(5)	27-62/26-59	.435/.441	4-21/11-25	.190/.440	11-18/11-15	.611/.733	36/41 (5)	9/22	19/18	3/0	8/5	19/18
Missouri S&T	42/44	30/27	72-71	+1	26-55/25-63	.473/.397	5-13/11-26	.385/.423	15-29/10-15	.517/.667	41/33 +8	10/15	10/8	2/2	3/5	17/21
Cal State Fullerton	31/38	26/26	57-64	(7)	19-59/22-52	.322/.423	4-16/4-12	.250/.333	15-19/16-26	.789/.615	36/39 (3)	6/12	11/12	3/7	7/6	22/19
Santa Clara	30/43	45/44	75-87	(12)	23-50/31-56	.460/.554	4-15/12-22	.267/.545	25-33/13-22	.758/.591	27/31 (4)	9/18	15/14	3/6	9/3	25/25
Denver	29/20	37/31	66-51	+15	27-50/20-52	.540/.385	7-24/1-16	.292/.063	5-8/10-18	.625/.556	33/32 +1	13/9	22/20	0/1	12/12	20/16
Abilene Christian	23/33	41/40	64-73	(9)	19-54/23-56	.352/.411	2-13/5-19	.154/.263	24-28/22-27	.857/.815	35/39 (4)	6/11	14/14	3/2	7/8	19/20
Drake																
Youngstown State																
Ohio State																
Southern Illinois																
Missouri Baptist																
Austin Peay																
Murray State																
Belmont																
Tennessee State																
Austin Peay																
Murray State																
SIU Edwardsville																
Eastern Illinois																
Morehead State																
Eastern Kentucky																
Jacksonville State																
Tennessee Tech																
UT Martin																
SIU Edwardsville																
Jacksonville State																
Tennessee Tech																
Eastern Illinois																
UT Martin																

### Points in the Paint, Second Chance Points, Points Off Turnovers, Fastbreak Points, Bench Points

Opponent	W/L	POINTS IN THE PAINT		2ND CHANCE POINTS		POINTS OFF TURNOVERS		FAST BREAK POINTS		BENCH POINTS	
		SEMO	OPP.	SEMO	OPP.	SEMO	OPP.	SEMO	OPP.	SEMO	OPP.
Vanderbilt	L	42	30	17	4	10	17	13	15	34	28
Purdue Fort Wayne	W	28	30	12	16	20	12	6	2	26	12
The Citadel	L	36	26	12	15	15	17	10	2	16	16
Missouri S&T	W	18	14	17	16	8	6	0	0	23	13
Cal State Fullerton	L	28	28	16	12	13	11	5	13	24	14
Santa Clara	L	34	34	2	3	22	16	19	10	27	22
Denver	W	26	30	12	8	17	18	11	5	15	11
Abilene Christian	L	24	36	10	4	10	17	13	25	7	19
Drake											
Youngstown State											
Ohio State											
Southern Illinois											
Missouri Baptist											
Austin Peay											
Murray State											
Belmont											
Tennessee State											
Austin Peay											
Murray State											
SIU Edwardsville											
Eastern Illinois											
Morehead State											
Eastern Kentucky											
Jacksonville State											
Tennessee Tech											
UT Martin											
SIU Edwardsville											
Jacksonville State											
Tennessee Tech											
Eastern Illinois											
UT Martin											



## 2019-20 BASKETBALL NOTES

### Game-by-Game Leaders

Opponent	W/L	Score	Points	Rebounds	Assists	Blocks	Steals
Vanderbilt	L	65-83	Harris - 15	Wilson - 13	Wilson, Tolbert, Caldwell, Hogan, Nicholas - 1	Wilson, Harris - 1	Wilson - 2
Purdue Fort Wayne	W	79-78	Harris - 16	Wilson, Tolbert - 8	Wilson - 4	-	Wilson, Tolbert - 2
The Citadel	L	69-74	Nicholas - 24	Wilson - 7	Caldwell - 6	Wilson - 3	Hogan, Gable - 2
Missouri S&T	W	72-71	Tolbert - 16	Tolbert - 9	Tolbert, Caldwell, Kao - 2	Caldwell, Nicholas - 1	Tolbert, Nicholas, Russell - 1
Cal State Fullerton	L	57-64	Agnew - 15	Tolbert - 10	Agnew, Wilson - 2	Wilson - 2	Caldwell, Kao, Agnew - 2
Santa Clara	L	75-87	Caldwell - 16	Hogan - 6	Caldwell - 4	Wilson, Caldwell, Russell - 1	Caldwell - 5
Denver	W	66-51	Caldwell, Hogan - 16	Wilson - 11	Kao - 6	-	Caldwell, Kao - 3
Abilene Christian	L	64-73	Nicholas - 21	Tolbert - 9	Tolbert, Nicholas - 2	Tolbert - 2	Nicholas - 3
Drake							
Youngstown State							
Ohio State							
Southern Illinois							
Missouri Baptist							
Austin Peay							
Murray State							
Belmont							
Tennessee State							
Austin Peay							
Murray State							
SIU Edwardsville							
Eastern Illinois							
Morehead State							
Eastern Kentucky							
Jacksonville State							
Tennessee Tech							
UT Martin							
SIU Edwardsville							
Jacksonville State							
Tennessee Tech							
Eastern Illinois							
UT Martin							

### Game-by-Game Starters

Opponent	W/L	Score	Guard	Guard	Guard	Forward	Forward	First Man Off the Bench
Vanderbilt	L	65-83	Caldwell	Hogan	Kao	Tolbert	Wilson	Russell, 6 pts., 2 reb., 24 min.
Purdue Fort Wayne	W	79-78	Caldwell	Hogan	Nicholas	Tolbert	Wilson	Kao, 2 pts., 6 min.
The Citadel	L	69-74	Caldwell	Hogan	Nicholas	Tolbert	Wilson	Darrius Agnew, 4 pts., 3 reb., 10 min.
Missouri S&T	W	72-71	Caldwell	Hogan	Nicholas	Tolbert	Wilson	Kao, 10 pts., 22 min.
Cal State Fullerton	L	57-64	Caldwell	Hogan	Nicholas	Tolbert	Wilson	Russell, 1 pt., 2 reb., 13 min.
Santa Clara	L	75-87	Caldwell	Hogan	Nicholas	Tolbert	Wilson	Agnew, 7 pts., 2 reb., 13 min.
Denver	W	66-51	Caldwell	Hogan	Nicholas	Tolbert	Wilson	Agnew, 2 pts., 1 reb., 12 min.
Abilene Christian	L	64-73	Caldwell	Hogan	Nicholas	Tolbert	Wilson	Russell, 2 reb., 15 min.
Drake								
Youngstown State								
Ohio State								
Southern Illinois								
Missouri Baptist								
Austin Peay								
Murray State								
Belmont								
Tennessee State								
Austin Peay								
Murray State								
SIU Edwardsville								
Eastern Illinois								
Morehead State								
Eastern Kentucky								
Jacksonville State								
Tennessee Tech								
UT Martin								
SIU Edwardsville								
Jacksonville State								
Tennessee Tech								
Eastern Illinois								
UT Martin								

### Starting Lineup Combinations

Record	Guard	Guard	Guard	Forward	Forward
0-1	Caldwell	Hogan	Kao	Tolbert	Wilson
3-4	Caldwell	Hogan	Nicholas	Tolbert	Wilson



## 2019-20 BASKETBALL NOTES

	Score	FG-A	Pct.	3FG-A	Pct.	FT-A	Pct.	OFF	DEF	Total	E	A	TO	B	S
<b>Southeast Missouri</b>	<b>L, 65-83</b>	<b>25-58</b>	<b>.431</b>	<b>3-13</b>	<b>.231</b>	<b>12-18</b>	<b>.667</b>	<b>14</b>	<b>24</b>	<b>38</b>	<b>14</b>	<b>5</b>	<b>16</b>	<b>2</b>	<b>4</b>
Vanderbilt		30-61	.492	14-34	.412	9-14	.643	10	25	35	18	17	12	8	8
<b>Southeast Missouri</b>	<b>W, 79-78</b>	<b>25-56</b>	<b>.446</b>	<b>8-17</b>	<b>.471</b>	<b>21-30</b>	<b>.700</b>	<b>8</b>	<b>27</b>	<b>35</b>	<b>20</b>	<b>16</b>	<b>10</b>	<b>0</b>	<b>5</b>
Purdue Fort Wayne		26-64	.406	10-31	.323	16-22	.727	15	27	42	26	15	15	0	2
<b>Southeast Missouri</b>	<b>L, 69-74</b>	<b>27-62</b>	<b>.435</b>	<b>4-21</b>	<b>.190</b>	<b>11-18</b>	<b>.611</b>	<b>10</b>	<b>26</b>	<b>36</b>	<b>19</b>	<b>9</b>	<b>19</b>	<b>3</b>	<b>8</b>
The Citadel		26-59	.441	11-25	.440	11-15	.733	9	32	41	18	22	18	0	5
<b>Southeast Missouri</b>	<b>W, 72-71</b>	<b>26-55</b>	<b>.473</b>	<b>5-13</b>	<b>.385</b>	<b>15-29</b>	<b>.517</b>	<b>10</b>	<b>31</b>	<b>41</b>	<b>17</b>	<b>10</b>	<b>10</b>	<b>2</b>	<b>3</b>
Missouri S&T		25-63	.397	11-26	.423	10-15	.667	9	24	33	21	15	8	2	5
<b>Southeast Missouri</b>	<b>L, 57-64</b>	<b>19-59</b>	<b>.322</b>	<b>4-16</b>	<b>.250</b>	<b>15-19</b>	<b>.789</b>	<b>10</b>	<b>26</b>	<b>36</b>	<b>22</b>	<b>6</b>	<b>11</b>	<b>3</b>	<b>7</b>
Cal State Fullerton		22-52	.423	4-12	.333	16-26	.615	7	32	39	19	12	12	7	6
<b>Southeast Missouri</b>	<b>L, 75-87</b>	<b>23-50</b>	<b>.460</b>	<b>4-15</b>	<b>.267</b>	<b>25-33</b>	<b>.758</b>	<b>3</b>	<b>24</b>	<b>27</b>	<b>25</b>	<b>9</b>	<b>15</b>	<b>3</b>	<b>9</b>
Santa Clara		31-56	.554	12-22	.545	13-22	.591	4	27	31	25	18	14	6	3
<b>Southeast Missouri</b>	<b>W, 66-51</b>	<b>27-50</b>	<b>.540</b>	<b>7-24</b>	<b>.292</b>	<b>5-8</b>	<b>.625</b>	<b>8</b>	<b>25</b>	<b>33</b>	<b>20</b>	<b>13</b>	<b>22</b>	<b>0</b>	<b>12</b>
Denver		20-52	.385	1-16	.063	10-18	.556	14	18	32	16	9	20	1	12
<b>Southeast Missouri</b>	<b>L, 64-73</b>	<b>19-54</b>	<b>.352</b>	<b>2-13</b>	<b>.154</b>	<b>24-28</b>	<b>.857</b>	<b>9</b>	<b>26</b>	<b>35</b>	<b>19</b>	<b>6</b>	<b>14</b>	<b>3</b>	<b>7</b>
Abilene Christian		23-56	.411	5-19	.263	22-27	.815	10	29	39	20	11	14	2	8
<b>Southeast Missouri</b>															
Drake															
<b>Southeast Missouri</b>															
Youngstown State															
<b>Southeast Missouri</b>															
Ohio State															
<b>Southeast Missouri</b>															
Southern Illinois															
<b>Southeast Missouri</b>															
Missouri Baptist															
<b>Southeast Missouri</b>															
Austin Peay															
<b>Southeast Missouri</b>															
Murray State															
<b>Southeast Missouri</b>															
Belmont															
<b>Southeast Missouri</b>															
Tennessee State															
<b>Southeast Missouri</b>															
Austin Peay															
<b>Southeast Missouri</b>															
Murray State															
<b>Southeast Missouri</b>															
SIU Edwardsville															
<b>Southeast Missouri</b>															
Eastern Illinois															
<b>Southeast Missouri</b>															
Morehead State															
<b>Southeast Missouri</b>															
Eastern Kentucky															
<b>Southeast Missouri</b>															
Jacksonville State															
<b>Southeast Missouri</b>															
Tennessee Tech															
<b>Southeast Missouri</b>															
UT Martin															
<b>Southeast Missouri</b>															
SIU Edwardsville															
<b>Southeast Missouri</b>															
Jacksonville State															
<b>Southeast Missouri</b>															
Tennessee Tech															
<b>Southeast Missouri</b>															
Eastern Illinois															
<b>Southeast Missouri</b>															
UT Martin															





## 2019-20 BASKETBALL NOTES

### 2019-20 GAME-BY-GAME LEADERS SUMMARY (# OF GAMES)

#### Points

Chris Harris.....	2
Alex Caldwell.....	2
DQ Nicholas.....	2
Skyler Hogan.....	1
Sage Tolbert.....	1
Darrious Agnew.....	1

#### Rebounds

Quatarrius Wilson.....	4
Sage Tolbert.....	4
Nygal Russell.....	1

#### Assists

Alex Caldwell.....	4
Quatarrius Wilson.....	3
Sage Tolbert.....	3
Oscar Kao.....	2
DQ Nicholas.....	2
Skyler Hogan.....	1
Darrious Agnew.....	1

#### Blocks

Quatarrius Wilson.....	4
Alex Caldwell.....	2
Chris Harris.....	1
DQ Nicholas.....	1
Nygal Russell.....	1
Sage Tolbert.....	1

#### Steals

Alex Caldwell.....	3
Quatarrius Wilson.....	2
Oscar Kao.....	2
Sage Tolbert.....	2
DQ Nicholas.....	2
Skyler Hogan.....	1
Isaiah Gable.....	1
Nygal Russell.....	1
Darrious Agnew.....	1

#### Dunks (# for 2019-20 Season)

Sage Tolbert.....	3
-------------------	---

#### Games Played/Started

	2019-20	Career
Isaiah Gable.....	8/0	54/24
Sage Tolbert.....	8/8	39/35
Nygal Russell.....	8/0	39/9
Skyler Hogan.....	8/8	38/35
Alex Caldwell.....	8/8	32/13
Oscar Kao.....	8/1	28/1
Khalil Cuffee.....	0/0	13/0
Quatarrius Wilson.....	8/8	8/8
DQ Nicholas.....	8/7	8/7
Darrious Agnew.....	8/0	8/0
Evan Morrison.....	4/0	4/0
Jordan Love.....	4/0	4/0
Chris Harris.....	2/0	2/0

### CAREER LEDGER

#### Double-Digit Point Games

	2019-20	Career
Skyler Hogan.....	5	21
Alex Caldwell.....	4	12
Isaiah Gable.....	1	10
Sage Tolbert.....	4	9
Nygal Russell.....	1	6
Quatarrius Wilson.....	4	4
DQ Nicholas.....	3	3
Chris Harris.....	2	2
Khalil Cuffee.....	-	1
Oscar Kao.....	1	1
Darrious Agnew.....	1	1

#### Double-Digit Rebound Games

	2019-20	Career
Sage Tolbert.....	1	6
Quatarrius Wilson.....	2	2
Isaiah Gable.....	-	1

#### 20+ Point Games

	2019-20	Career
Isaiah Gable.....	-	2
Skyler Hogan.....	-	2
DQ Nicholas.....	2	2

#### 8+ Rebound Games

	2019-20	Career
Sage Tolbert.....	4	11
Quatarrius Wilson.....	3	3
Isaiah Gable.....	-	2
Nygal Russell.....	-	1

#### 5+ Assist Games

	2019-20	Career
Nygal Russell.....	-	3
Isaiah Gable.....	-	1
Alex Caldwell.....	1	1
Oscar Kao.....	1	1

#### 3+ Steal Games

	2019-20	Career
Alex Caldwell.....	2	3
Nygal Russell.....	-	1
Skyler Hogan.....	-	1
Oscar Kao.....	1	1
DQ Nicholas.....	1	1

#### Double-Doubles

	2019-20	Career
Quatarrius Wilson.....	2	2
Sage Tolbert.....	1	2

### SOUTHEAST MISSOURI'S 2019-20 RECORD:

At Home.....	2-1
On the Road.....	0-3
At Neutral Sites.....	1-1
In Ohio Valley Conference Games.....	0-0
In November.....	3-4
In December.....	0-1
In January.....	0-0
In February.....	0-0
In March.....	0-0
Leading at the Half.....	2-0
Trailing at the Half.....	1-4
Tied at the Half.....	0-1
In Overtime Games.....	0-0
The Redhawks Score First.....	2-1
In 1-4 Point Games.....	2-0
In 5-9 Point Games.....	0-3
In 10-14 Point Games.....	0-1
In 15+ Point Games.....	1-1
Leading with Five Minutes Left in Regulation.....	2-0
Trailing with Five Minutes Left in Regulation.....	1-5
Tied with Five Minutes Left in Regulation.....	0-0
Scoring Less than 50 Points.....	0-0
Scoring 50-59 Points.....	0-1
Scoring 60-69 Points.....	1-3
Scoring 70-79 Points.....	2-1
Scoring 80-89 Points.....	0-0
Scoring 90-99 Points.....	0-0
Scoring 100 or more Points.....	0-0
Giving up Less Than 50 Points.....	0-0
Giving up 50-59 Points.....	1-0
Giving up 60-69 Points.....	0-1
Giving up 70-79 Points.....	2-2
Giving up 80-89 Points.....	0-2
Giving up 90-99 Points.....	0-0
Giving up 100 or more Points.....	0-0
Shooting 50% or Better from the Field.....	1-0
Shooting Less Than 50% from the Field.....	2-5
Opponent Shoots 50% or Better from the Field.....	0-0
Opponent Shoots Less Than 50% from the Field.....	3-5
Outshooting Opponent.....	3-0
Outshot by Opponent.....	0-5
Field Goal Percentage is Tied.....	0-0
Shooting 50% or Better from 3-Point Range.....	0-0
Shooting Less Than 50% from 3-Point Range.....	3-4
Opponent Shoots 50% or Better from 3-Point Range.....	0-1
Opponent Shoots Less Than 50% from 3-Point Range.....	3-4
Shooting 50% or Better from the Free Throw Line.....	3-5
Shooting Less Than 50% from the Free Throw Line.....	0-0
Opponent Shoots 50% or Better from the Free Throw Line.....	3-5
Opponent Shoots Less Than 50% from the Free Throw Line.....	0-0
Shooting More Free Throws Than Opponent.....	2-4
Shooting Less Free Throws Than Opponent.....	1-1
Free Throws are Tied.....	0-0
Southeast's Starters Outscore Opponent's Starters.....	1-1
Opponent's Starters Outscore Southeast's Starters.....	2-4
Starter Scoring is Tied.....	0-0
Bench Outscores Opponent.....	3-3
Opponent Bench Outscores Southeast.....	0-1
Bench Scoring is Tied.....	0-1
Bench Contributes Double Figures in Points.....	3-4
No Redhawk Players Score Double Figures.....	0-0
Two Redhawk Players Score Double Figures.....	0-2
3+ Redhawk Players Score Double Figures.....	3-3
Outrebounding an Opponent.....	2-2
Opponent Outrebounds Southeast.....	1-3
Rebounds are Tied.....	0-0
Getting 10+ Assists.....	3-0
Getting 10+ Steals.....	1-0
Getting 5+ Blocks.....	0-0
Forcing more Turnovers than Opponent.....	1-1
Committing more Turnovers than Opponent.....	2-3
Turnovers are Tied.....	0-1



## 2019-20 BASKETBALL NOTES



► Forward  
► Junior (3)  
► 6-8 ► 220  
► Starkville, Miss.  
► Starkville H.S.  
► East Mississippi CC

## DARRIOUS AGNEW

44

**2019-20:** Played in eight games off the bench....Averages 6.4 points and 2.5 rebounds a game...Saw his first NCAA Division I action when he scored six points in 10 minutes at Vanderbilt (11/6)...Scored double figures for the first time with a season-high 15 points and six rebounds in 21 minutes vs. Cal State Fullerton (11/27).

### Agnew's Game-by-Game Statistics

2019-20	FG	3P	FT	O/D	REB	F	PTS	A	TO	B	S	M
at Vanderbilt	3-6	0-0	0-0	1/1	2	1	6	0	0	0	0	10
Purdue Fort Wayne	1-5	0-0	1-2	0/1	1	1	3	0	0	0	1	11
The Citadel	2-5	0-0	0-0	1/2	3	2	4	0	0	0	1	10
Missouri S&T	3-6	0-0	3-5	2/1	3	1	9	0	1	0	0	11
vs. Cal State Fullerton	5-9	1-2	4-5	3/3	6	3	15	2	2	0	2	21
at Santa Clara	1-2	0-0	5-6	0/2	2	3	7	0	1	0	1	13
vs. Denver	1-3	0-0	0-0	0/1	1	3	2	0	3	0	0	12
at Abilene Christian	1-4	0-1	3-4	0/2	2	1	5	0	1	0	0	11
at Drake												
at Youngstown State												
at Ohio State												
at Southern Illinois												
Missouri Baptist												
at Austin Peay												
at Murray State												
Belmont												
Tennessee State												
Austin Peay												
Murray State												
at SIU Edwardsville												
at Eastern Illinois												
at Morehead State												
at Eastern Kentucky												
Jacksonville State												
Tennessee Tech												
UT Martin												
SIU Edwardsville												
at Jacksonville State												
at Tennessee Tech												
Eastern Illinois												
at UT Martin												
Total	17-40	1-3	16-22	7/13	20	15	51	2	8	0	5	99

\* - Game Started

### 2019-20 Season/Career-Highs


Points .....	15	vs. Cal State Fullerton (11/27/19)
Total Rebounds .....	6	vs. Cal State Fullerton (11/27/19)
Offensive .....	3	vs. Cal State Fullerton (11/27/19)
Defensive .....	3	vs. Cal State Fullerton (11/27/19)
FG Made .....	5	vs. Cal State Fullerton (11/27/19)
FG Attempted.....	9	vs. Cal State Fullerton (11/27/19)
3-Point FG Made.....	1	vs. Cal State Fullerton (11/27/19)
3-Point FG Attempted.....	2	vs. Cal State Fullerton (11/27/19)
FT Made.....	5	at Santa Clara (11/29/19)
FT Attempted.....	6	at Santa Clara (11/29/19)
Assists .....	2	vs. Cal State Fullerton (11/27/19)
Blocks.....	-	-
Steals.....	2	vs. Cal State Fullerton (11/27/19)
Minutes .....	21	vs. Cal State Fullerton (11/27/19)

### Agnew's Career Statistics at Southeast Missouri

Overall																			
Season	G-GS	Min	Avg	FG-FGA	Pct	3FG-3FGA	Pct	FT-FTA	Pct	Off	Def	Tot	Avg	PF	FO	A	TO	Blk	Stl
2019-20	8-0	99	12.4	17-40	.425	1-3	.333	16-22	.727	7	13	20	2.5	15	0	2	8	0	5
Ohio Valley Conference Games Only																			
Season	G-GS	Min	Avg	FG-FGA	Pct	3FG-3FGA	Pct	FT-FTA	Pct	Off	Def	Tot	Avg	PF	FO	A	TO	Blk	Stl
2019-20																			



## 2019-20 BASKETBALL NOTES



- Forward
- Sophomore (2)
- 6-0 ► 160
- Columbia, S.C.
- Wilson H.S.

## ALEX CALDWELL

0

**2019-20:** Was named to the Cable Car Classic All-Tournament Team... Averages 10.9 points and 2.1 rebounds per contest through eight starts... Leads the team with 18 assists and 13 steals... Scored double figures in five of his eight starts... Posted a season-high 16 points in back-to-back games at Santa Clara (11/29) and vs. Denver (11/30)... Made 12 free throws in a row with his last miss coming with 31 seconds left vs. The Citadel (11/19)... Had a career-high five steals at Santa Clara (11/29)... Dished out a career-high six assists vs. The Citadel (11/19)... Made a big 3-pointer that pulled the Redhawks within a point with 1:45 left to play against Purdue Fort Wayne (11/10)... Drained a 3-pointer with 17 seconds left to lift SEMO to a one-point win over Missouri S&T (11/22)... Leads the team in minutes (31.3 mpg), field goal attempts (80) and 3-point field goal attempts (28)... Ranks 22nd in the Ohio Valley Conference in scoring, 10th in free throw percentage (.818), eighth in steals and seventh in minutes played.

### Caldwell's Game-by-Game Statistics

2019-20	FG	3P	FT	Q/D	REB	E	PTS	A	TO	B	S	M
at Vanderbilt*	3-8	0-3	2-2	0/4	4	3	8	1	1	0	1	32
Purdue Fort Wayne*	4-10	2-5	2-4	0/3	3	2	12	2	3	0	0	34
The Citadel*	1-9	0-4	2-4	1/0	1	3	4	6	5	0	1	29
Missouri S&T*	4-11	2-3	2-2	1/2	3	1	12	2	1	1	0	29
vs. Cal State Fullerton*	3-10	1-4	4-4	0/2	2	3	11	0	0	1	2	35
at Santa Clara*	6-11	0-2	4-4	0/1	1	1	16	4	2	1	5	34
vs. Denver*	6-11	2-6	2-2	1/2	3	0	16	2	1	0	3	29
at Abilene Christian*	4-10	0-1	0-0	0/0	0	5	8	1	1	0	1	28
at Drake												
at Youngstown State												
at Ohio State												
at Southern Illinois												
Missouri Baptist												
at Austin Peay												
at Murray State												
Belmont												
Tennessee State												
Austin Peay												
Murray State												
at SIU Edwardsville												
at Eastern Illinois												
at Morehead State												
at Eastern Kentucky												
Jacksonville State												
Tennessee Tech												
UT Martin												
SIU Edwardsville												
at Jacksonville State												
at Tennessee Tech												
Eastern Illinois												
at UT Martin												
Total	31-80	7-28	18-22	3/14	17	18	87	25	14	3	13	250

\* - Game Started

### 2019-20 Season-Highs

Points .....	16	2x, last vs. Denver (11/30/19)
Total Rebounds .....	4	at Vanderbilt (11/6/19)
Offensive .....	1	3x, last vs. Denver (11/30/19)
Defensive .....	4	at Vanderbilt (11/6/19)
FG Made .....	6	2x, last vs. Denver (11/30/19)
FG Attempted.....	11	3x, last vs. Denver (11/30/19)
3-Point FG Made.....	2	3x, last vs. Denver (11/30/19)
3-Point FG Attempted.....	6	vs. Denver (11/30/19)
FT Made.....	4	2x, last at Santa Clara (11/29/19)
FT Attempted.....	4	4x, last at Santa Clara (11/29/19)
Assists .....	6	vs. The Citadel (11/19/19)
Blocks.....	1	3x, last at Santa Clara (11/29/19)
Steals.....	5	at Santa Clara (11/29/19)
Minutes .....	35	vs. Cal State Fullerton (11/27/19)

### Career-Highs


Points .....	17	2x, last vs. UT Martin (1/5/19)
Total Rebounds .....	5	vs. UT Martin (1/5/19)
Offensive .....	2	2x, last at Belmont (1/31/19)
Defensive .....	4	2x, last at Vanderbilt (11/6/19)
FG Made .....	6	4x, last vs. Denver (11/30/19)
FG Attempted.....	12	2x, last at Belmont (1/31/19)
3-Point FG Made.....	5	vs. Quincy (11/12/18)
3-Point FG Attempted.....	6	4x, last vs. Denver (11/30/19)
FT Made.....	5	at Saint Louis (11/6/18)
FT Attempted.....	6	2x, last vs. Tennessee Tech (2/7/19)
Assists .....	6	vs. The Citadel (11/19/19)
Blocks.....	2	vs. Western Illinois (12/1/18)
Steals.....	5	at Santa Clara (11/29/19)
Minutes .....	39	vs. UT Martin (1/5/19)

### Caldwell's Career Statistics at Southeast Missouri

Overall																			
Season	G-GS	Min	Avg	FG-FGA	Pct	3FG-3FGA	Pct	FT-FTA	Pct	Off	Def	Tot	Avg	PF	FQ	A	TO	Blk	Stl
2018-19	24-5	495	20.6	71-158	.449	30-77	.390	36-46	.783	14	31	45	1.9	51	0	40	31	5	22
2019-20	8-8	250	31.3	31-80	.388	7-28	.250	18-22	.818	3	14	17	2.1	18	1	18	14	3	13
Total	32-13	745	23.3	102-238	.429	37-105	.352	54-68	.794	17	45	62	1.9	69	1	58	45	8	35
Ohio Valley Conference Games Only																			
Season	G-GS	Min	Avg	FG-FGA	Pct	3FG-3FGA	Pct	FT-FTA	Pct	Off	Def	Tot	Avg	PF	FQ	A	TO	Blk	Stl
2018-19	12-5	265	22.1	30-70	.429	12-31	.387	21-27	.778	6	9	15	1.3	28	0	14	18	1	11
2019-20																			
Total																			



## 2019-20 BASKETBALL NOTES



► Guard  
► Sophomore (3)  
► 6-4 ► 205  
► Fairburn, Ga.  
► Langston Hughes H.S.

## KHALIL CUFFEE

# 1

2019-20: --

### Cuffee's Game-by-Game Statistics

2019-20	FG	3P	FT	O/D	REB	F	PTS	A	TO	B	S	M
at Vanderbilt	DNP	-	-	-	-	-	-	-	-	-	-	-
Purdue Fort Wayne	DNP	-	-	-	-	-	-	-	-	-	-	-
The Citadel	DNP	-	-	-	-	-	-	-	-	-	-	-
Missouri S&T	DNP	-	-	-	-	-	-	-	-	-	-	-
vs. Cal State Fullerton	DNP	-	-	-	-	-	-	-	-	-	-	-
at Santa Clara	DNP	-	-	-	-	-	-	-	-	-	-	-
vs. Denver	DNP	-	-	-	-	-	-	-	-	-	-	-
at Abilene Christian	DNP	-	-	-	-	-	-	-	-	-	-	-
at Drake												
at Youngstown State												
at Ohio State												
at Southern Illinois												
Missouri Baptist												
at Austin Peay												
at Murray State												
Belmont												
Tennessee State												
Austin Peay												
Murray State												
at SIU Edwardsville												
at Eastern Illinois												
at Morehead State												
at Eastern Kentucky												
Jacksonville State												
Tennessee Tech												
UT Martin												
SIU Edwardsville												
at Jacksonville State												
at Tennessee Tech												
Eastern Illinois												
at UT Martin												
Total												

\* - Game Started

### 2019-20 Season-Highs

Points .....	-
Total Rebounds .....	-
Offensive .....	-
Defensive .....	-
FG Made .....	-
FG Attempted .....	-
3-Point FG Made .....	-
3-Point FG Attempted .....	-
FT Made .....	-
FT Attempted .....	-
Assists .....	-
Blocks .....	-
Steals .....	-
Minutes .....	-

### Career-Highs

Points .....	12	vs. Quincy (11/12/18)
Total Rebounds .....	1	3x, last vs. Belmont (3/2/19)
Offensive .....	1	vs. Belmont (3/2/19)
Defensive .....	1	2x, last vs. Abilene Christian (12/21/18)
FG Made .....	5	vs. Quincy (11/12/18)
FG Attempted .....	6	vs. Quincy (11/12/18)
3-Point FG Made .....	2	2x, last at Florida State (12/17/18)
3-Point FG Attempted .....	3	2x, last at Florida State (12/17/18)
FT Made .....	2	at Murray State (2/23/19)
FT Attempted .....	2	4x, last vs. Belmont (3/2/19)
Assists .....	1	2x, last vs. Belmont (3/2/19)
Blocks .....	-	-
Steals .....	2	vs. Quincy (11/12/18)
Minutes .....	16	vs. Belmont (3/2/19)


### Cuffee's Career Statistics at Southeast Missouri

Overall																					
Season	G-GS	Min	Avg	FG-FGA	Pct	3FG-3FGA	Pct	FT-FTA	Pct	Off	Def	Tot	Avg	PF	FO	A	TO	Blk	Stl	Pts	Avg
2018-19	13-0	52	4.0	15-27	.556	10-20	.500	4-8	.500	1	2	3	0.2	11	1	2	6	0	2	44	3.4
2019-20																					
Total																					
Ohio Valley Conference Games Only																					
Season	G-GS	Min	Avg	FG-FGA	Pct	3FG-3FGA	Pct	FT-FTA	Pct	Off	Def	Tot	Avg	PF	FO	A	TO	Blk	Stl	Pts	Avg
2018-19	6-0	30	5.0	6-11	.545	4-7	.571	3-4	.750	1	0	1	0.2	7	1	1	3	0	0	19	3.2
2019-20																					
Total																					





## 2019-20 BASKETBALL NOTES



► Forward  
► Junior (3)  
► 6-7 ► 200  
► Greenville, Ohio  
► Greenville H.S.

## ISAIAH GABLE

# 13

**2019-20:** Saw action in eight games off the bench...Averages four points and 2.5 rebounds per contest...Drew a huge charge on defense late in the game during the Redhawks win over Purdue Fort Wayne (11/10)...Scored a season-high 10 points at Santa Clara (11/29).

### Gable's Game-by-Game Statistics

2019-20	FG	3P	FT	O/D	REB	E	PTS	A	TO	B	S	M
at Vanderbilt	1-4	0-1	0-1	2/0	2	1	2	0	0	0	0	10
Purdue Fort Wayne	2-6	1-3	0-0	0/2	2	2	5	1	0	0	0	21
The Citadel	3-5	2-4	0-0	0/4	4	1	8	1	0	0	2	25
Missouri S&T	2-3	0-1	0-0	0/2	2	1	4	1	1	0	0	16
vs. Cal State Fullerton	1-3	0-2	0-0	0/3	3	2	2	0	2	0	0	18
at Santa Clara	4-10	2-6	0-2	0/1	1	2	10	0	0	0	0	25
vs. Denver	0-6	0-6	1-2	0/3	3	4	1	2	3	0	1	30
at Abilene Christian	0-3	0-3	0-0	0/3	3	0	0	0	1	0	0	15
at Drake												
at Youngstown State												
at Ohio State												
at Southern Illinois												
Missouri Baptist												
at Austin Peay												
at Murray State												
Belmont												
Tennessee State												
Austin Peay												
Murray State												
at SIU Edwardsville												
at Eastern Illinois												
at Morehead State												
at Eastern Kentucky												
Jacksonville State												
Tennessee Tech												
UT Martin												
SIU Edwardsville												
at Jacksonville State												
at Tennessee Tech												
Eastern Illinois												
at UT Martin												
Total	13-37	5-23	1-5	2/15	17	13	32	5	6	0	3	145

\* - Game Started

### Career-Highs

Points	28	vs. UT Martin (1/5/19)
Total Rebounds	10	vs. Hannibal-LaGrange (11/28/17)
Offensive	4	vs. UT Martin (2/24/18)
Defensive	10	vs. Hannibal-LaGrange (11/28/17)
FG Made	11	vs. UT Martin (1/5/19)
FG Attempted	17	vs. UT Martin (1/5/19)
3-Point FG Made	4	3x, last vs. Tennessee State (2/28/19)
3-Point FG Attempted	9	2x, last at Morehead State (1/17/19)
FT Made	5	vs. Eastern Illinois (1/26/19)
FT Attempted	6	vs. Eastern Illinois (1/26/19)
Assists	5	vs. Jacksonville State (2/9/19)
Blocks	2	vs. Southern Illinois (12/8/18)
Steals	2	vs. The Citadel (11/19/19)
Minutes	40	vs. UT Martin (1/5/19)

### 2019-20 Season-Highs


Points	10	at Santa Clara (11/29/19)
Total Rebounds	4	vs. The Citadel (11/19/19)
Offensive	2	at Vanderbilt (11/6/19)
Defensive	4	vs. The Citadel (11/19/19)
FG Made	4	at Santa Clara (11/29/19)
FG Attempted	10	at Santa Clara (11/29/19)
3-Point FG Made	2	2x, last at Santa Clara (11/29/19)
3-Point FG Attempted	6	2x, last vs. Denver (11/30/19)
FT Made	1	vs. Denver (11/30/19)
FT Attempted	2	2x, last vs. Denver (11/30/19)
Assists	2	vs. Denver (11/30/19)
Blocks	-	-
Steals	2	vs. The Citadel (11/19/19)
Minutes	30	vs. Denver (11/30/19)

### Gable's Career Statistics at Southeast Missouri

Overall																		
Season	G-GS	Min	Avg	FG-FGA	Pct	3FG-3FGA	Pct	FT-FTA	Pct	Off	Def	Tot	Avg	PF	FO	A	TO	Bk
2017-18	15-0	187	12.5	22-55	.400	13-36	.361	7-11	.636	5	23	28	1.9	19	0	6	7	0
2018-19	31-24	705	22.7	85-184	.462	51-127	.402	30-39	.769	16	79	95	3.1	59	0	34	31	6
2019-20	8-0	160	20.0	13-40	.325	5-26	.192	1-5	.200	2	18	20	2.5	13	0	5	7	0
Total	54-24	1052	19.5	120-279	.430	69-189	.365	38-55	.691	23	120	143	2.6	91	0	45	45	6
Ohio Valley Conference Games Only																		
Season	G-GS	Min	Avg	FG-FGA	Pct	3FG-3FGA	Pct	FT-FTA	Pct	Off	Def	Tot	Avg	PF	FO	A	TO	Bk
2017-18	4-0	47	11.8	7-17	.412	2-9	.222	3-4	.750	5	6	11	2.8	5	0	2	1	0
2018-19	18-11	433	24.1	61-117	.521	35-76	.461	22-28	.786	12	48	60	3.3	30	0	18	14	1
2019-20																		
Total	22-11	480	21.8	68-134	.507	37-85	.435	25-32	.781	17	54	71	3.2	35	0	20	15	1



## 2019-20 BASKETBALL NOTES



- Guard
- Junior (3)
- 6-3 ► 205
- Antioch, Ill.
- Lake Forest Academy
- John A. Logan College

5

## CHRIS HARRIS

**2019-20:** Is currently out with a knee injury...His return is undetermined at this time...Finished as the Redhawks leading scorer in each of his first two games of the season...Leads the team in scoring average (15.5 ppg)...Began his Southeast Missouri career with a team-high 15 points off the bench at Vanderbilt (11/6)...Four days later, he came off the bench to score 16 points and made the game-winning 3-pointer with 27 seconds left vs. Purdue Fort Wayne (11/10).

### Harris' Game-by-Game Statistics

2019-20	FG	3P	FT	O/D	REB	F	PTS	A	TO	B	S	M
at Vanderbilt	6-9	2-3	1-2	0/1	1	2	15	0	3	1	0	28
Purdue Fort Wayne	3-6	3-4	7-8	0/5	5	3	16	2	2	0	0	26
The Citadel	DNP	-	-	-	-	-	-	-	-	-	-	-
Missouri S&T	DNP	-	-	-	-	-	-	-	-	-	-	-
vs. Cal State Fullerton	DNP	-	-	-	-	-	-	-	-	-	-	-
at Santa Clara	DNP	-	-	-	-	-	-	-	-	-	-	-
vs. Denver	DNP	-	-	-	-	-	-	-	-	-	-	-
at Abilene Christian	DNP	-	-	-	-	-	-	-	-	-	-	-
at Drake												
at Youngstown State												
at Ohio State												
at Southern Illinois												
Missouri Baptist												
at Austin Peay												
at Murray State												
Belmont												
Tennessee State												
Austin Peay												
Murray State												
at SIU Edwardsville												
at Eastern Illinois												
at Morehead State												
at Eastern Kentucky												
Jacksonville State												
Tennessee Tech												
UT Martin												
SIU Edwardsville												
at Jacksonville State												
at Tennessee Tech												
Eastern Illinois												
at UT Martin												
Total	9-15	5-7	8-10	0/6	6	5	31	2	5	1	0	54

\* - Game Started

### 2019-20 Season/Career-Highs


Points .....	16	vs. Purdue Fort Wayne (11/10/19)
Total Rebounds .....	5	vs. Purdue Fort Wayne (11/10/19)
Offensive .....	-	-
Defensive .....	5	vs. Purdue Fort Wayne (11/10/19)
FG Made .....	6	at Vanderbilt (11/6/19)
FG Attempted .....	9	at Vanderbilt (11/6/19)
3-Point FG Made .....	3	vs. Purdue Fort Wayne (11/10/19)
3-Point FG Attempted .....	4	vs. Purdue Fort Wayne (11/10/19)
FT Made .....	7	vs. Purdue Fort Wayne (11/10/19)
FT Attempted .....	8	vs. Purdue Fort Wayne (11/10/19)
Assists .....	2	vs. Purdue Fort Wayne (11/10/19)
Blocks .....	1	at Vanderbilt (11/6/19)
Steals .....	-	-
Minutes .....	28	at Vanderbilt (11/6/19)

### Harris' Career Statistics at Southeast Missouri

Overall																			
Season	G-GS	Min	Avg	FG-FGA	Pct	3FG-3FGA	Pct	FT-FTA	Pct	Off	Def	Tot	Avg	PF	FO	A	TO	Blk	Stl
2019-20	2-0	74	37.0	9-15	.600	5-7	.714	8-10	.800	0	6	6	3.0	5	0	2	5	1	0
Ohio Valley Conference Games Only																			
Season	G-GS	Min	Avg	FG-FGA	Pct	3FG-3FGA	Pct	FT-FTA	Pct	Off	Def	Tot	Avg	PF	FO	A	TO	Blk	Stl
2019-20																			



## 2019-20 BASKETBALL NOTES



- Guard
- Senior (5)
- 6-5 ► 205
- Melbourne, Fla.
- Trinity Episcopal H.S.
- Embry-Riddle

## SKYLER HOGAN

3

**2019-20:** Is averaging 8.9 points and 3.9 rebounds per game after eight starts...Scored double figures in five games...Dropped in 11 points on 4-of-7 field goals and 2-of-2 three-pointers vs. Purdue Fort Wayne (11/10)... Followed that up with 11 points vs. The Citadel (11/19)...Scored a season-high 16 points in 23 minutes vs. Denver (11/30)...Ranks eighth in the Ohio Valley Conference in field goal percentage (.400).

### Hogan's Game-by-Game Statistics

2019-20	FG	3P	FT	Q/D	REB	E	PTS	A	TO	B	S	M
at Vanderbilt*	1-2	0-1	0-0	0/1	1	1	2	1	1	0	0	9
Purdue Fort Wayne*	4-7	2-2	1-2	0/2	2	2	11	3	0	0	0	27
The Citadel*	5-11	1-6	0-1	0/5	5	2	11	0	3	0	2	31
Missouri S&T*	3-7	1-3	1-2	1/5	6	2	8	1	2	0	0	30
vs. Cal State Fullerton*	0-2	0-0	0-0	0/2	2	1	0	0	1	0	0	16
at Santa Clara*	3-7	1-3	5-5	0/6	6	2	12	0	2	0	0	28
vs. Denver*	7-8	2-3	0-0	0/2	2	1	16	0	4	0	2	23
at Abilene Christian*	5-13	1-2	0-0	1/6	7	0	11	0	0	0	0	32
at Drake												
at Youngstown State												
at Ohio State												
at Southern Illinois												
Missouri Baptist												
at Austin Peay												
at Murray State												
Belmont												
Tennessee State												
Austin Peay												
Murray State												
at SIU Edwardsville												
at Eastern Illinois												
at Morehead State												
at Eastern Kentucky												
Jacksonville State												
Tennessee Tech												
UT Martin												
SIU Edwardsville												
at Jacksonville State												
at Tennessee Tech												
Eastern Illinois												
at UT Martin												
Total	28-57	8-20	7-10	2/29	31	11	71	5	13	0	4	196

\* - Game Started

### 2019-20 Season-Highs

Points .....	16	vs. Denver (11/30/19)
Total Rebounds .....	7	at Abilene Christian (12/5/19)
Offensive .....	1	2x, last at Abilene Christian (12/5/19)
Defensive .....	6	2x, last at Abilene Christian (12/5/19)
FG Made .....	7	vs. Denver (11/30/19)
FG Attempted.....	13	at Abilene Christian (12/5/19)
3-Point FG Made.....	2	2x, last vs. Denver (11/30/19)
3-Point FG Attempted.....	6	vs. The Citadel (11/19/19)
FT Made.....	5	at Santa Clara (11/29/19)
FT Attempted.....	5	at Santa Clara (11/29/19)
Assists .....	3	vs. Purdue Fort Wayne (11/10/19)
Blocks.....	-	-
Steals.....	2	2x, last vs. Denver (11/30/19)
Minutes .....	32	at Abilene Christian (12/5/19)

### Career-Highs

Points .....	25	at Mississippi Valley State (12/4/18)
Total Rebounds .....	7	3x, last at Abilene Christian (12/5/19)
Offensive .....	3	vs. Jacksonville (11/16/18)
Defensive .....	7	vs. UT Martin (1/5/19)
FG Made .....	10	at Mississippi Valley State (12/4/18)
FG Attempted.....	16	2x, last at Mississippi Valley State (12/4/18)
3-Point FG Made.....	5	at Mississippi Valley State (12/4/18)
3-Point FG Attempted.....	11	vs. UT Martin (1/5/19)
FT Made.....	10	at Eastern Kentucky (1/19/19)
FT Attempted.....	13	at Eastern Kentucky (1/19/19)
Assists .....	4	at Mississippi Valley State (12/4/18)
Blocks.....	2	2x, last at Mississippi Valley State (12/4/18)
Steals.....	3	at UT Martin (2/14/19)
Minutes .....	45	vs. SIU Edwardsville (1/24/19)

### Hogan's Career Statistics at Southeast Missouri

Overall																			
Season	G-GS	Min	Avg	FG-FGA	Pct	3FG-3FGA	Pct	FT-FTA	Pct	Off	Def	Tot	Avg	PF	FQ	A	TO	Blk	Stl
2018-19	30-27	790	26.3	120-274	.438	46-121	.380	33-43	.767	16	82	98	3.3	42	0	33	35	5	21
2019-20	8-8	196	24.5	28-57	.491	8-20	.400	7-10	.700	2	29	31	3.9	11	0	5	13	0	4
Total	38-35	986	25.9	148-331	.447	54-141	.383	40-53	.755	18	111	129	3.4	53	0	38	48	5	25
Ohio Valley Conference Games Only																			
Season	G-GS	Min	Avg	FG-FGA	Pct	3FG-3FGA	Pct	FT-FTA	Pct	Off	Def	Tot	Avg	PF	FQ	A	TO	Blk	Stl
2018-19	17-15	441	25.9	59-141	.418	16-55	.291	21-30	.700	6	49	55	3.2	22	0	19	20	0	13
2019-20																			
Total																			



## 2019-20 BASKETBALL NOTES



► Guard  
► Junior (3)  
► 6-0 ► 170  
► Tapei, Taiwan  
► Songshan H.S.  
► Marshalltown CC

4

## OSCAR KAO

**2019-20:** Averages 2.5 points...Made his first career start in the season-opener at Vanderbilt (11/6)...Pulled down two rebounds in 12 minutes...Played six minutes and scored two points off the bench vs. Purdue Fort Wayne (11/10)...Logged 10 minutes and scored two points vs. The Citadel (11/19)...Scored a career-high 10 points in 22 minutes off the bench vs. Missouri S&T (11/22)...Had a career-high six assists vs. Denver (11/30).

### Kao's Game-by-Game Statistics

2019-20	FG	3P	FT	O/D	REB	F	PTS	A	TO	B	S	M
at Vanderbilt*	0-0	0-0	0-0	1/1	2	1	0	0	1	0	0	12
Purdue Fort Wayne	1-3	0-1	0-0	1/0	1	2	2	1	0	0	0	6
The Citadel	1-4	0-1	0-0	1/0	1	2	2	0	0	0	0	10
Missouri S&T	4-8	1-3	1-4	0/1	1	3	10	2	1	0	0	22
vs. Cal State Fullerton	3-9	0-1	0-0	0/0	0	2	6	1	0	0	2	31
at Santa Clara	0-2	0-0	0-0	0/0	0	5	0	0	0	0	0	9
vs. Denver	0-2	0-1	0-0	0/1	1	2	0	6	3	0	3	21
at Abilene Christian	0-1	0-0	0-0	0/0	0	0	0	0	2	0	0	9
at Drake												
at Youngstown State												
at Ohio State												
at Southern Illinois												
Missouri Baptist												
at Austin Peay												
at Murray State												
Belmont												
Tennessee State												
Austin Peay												
Murray State												
at SIU Edwardsville												
at Eastern Illinois												
at Morehead State												
at Eastern Kentucky												
Jacksonville State												
Tennessee Tech												
UT Martin												
SIU Edwardsville												
at Jacksonville State												
at Tennessee Tech												
Eastern Illinois												
at UT Martin												
Total	9-29	1-7	1-4	3/3	6	17	20	10	7	0	5	120

\* - Game Started

### 2019-20 Season-Highs

Points .....	10	vs. Missouri S&T (11/22/19)
Total Rebounds .....	2	at Vanderbilt (11/6/19)
Offensive .....	1	3x, last vs. The Citadel (11/19/19)
Defensive .....	1	3x, last vs. Denver (11/30/19)
FG Made .....	4	vs. Missouri S&T (11/22/19)
FG Attempted .....	9	vs. Cal State Fullerton (11/27/19)
3-Point FG Made .....	1	vs. Missouri S&T (11/22/19)
3-Point FG Attempted .....	3	vs. Missouri S&T (11/22/19)
FT Made .....	1	vs. Missouri S&T (11/22/19)
FT Attempted .....	4	vs. Missouri S&T (11/22/19)
Assists .....	6	vs. Denver (11/30/19)
Blocks .....	-	-
Steals .....	3	vs. Denver (11/30/19)
Minutes .....	31	vs. Cal State Fullerton (11/27/19)

### Career-Highs

Points .....	10	vs. Missouri S&T (11/22/19)
Total Rebounds .....	3	2x, last vs. Murray State (11/12/19)
Offensive .....	1	4x, last vs. The Citadel (11/19/19)
Defensive .....	3	2x, last vs. Murray State (11/12/19)
FG Made .....	4	2x, last vs. Missouri S&T (11/22/19)
FG Attempted .....	9	vs. Cal State Fullerton (11/27/19)
3-Point FG Made .....	2	3x, last vs. Belmont (3/2)
3-Point FG Attempted .....	3	2x, last vs. Missouri S&T (11/22/19)
FT Made .....	2	vs. Abilene Christian (12/21/18)
FT Attempted .....	4	vs. Missouri S&T (11/22/19)
Assists .....	6	vs. Denver (11/30/19)
Blocks .....	-	-
Steals .....	3	vs. Denver (11/30/19)
Minutes .....	31	vs. Cal State Fullerton (11/27/19)


### Kao's Career Statistics at Southeast Missouri

Overall																					
Season	G-GS	Min	Avg	FG-FGA	Pct	3FG-3FGA	Pct	FT-FTA	Pct	Off	Def	Tot	Avg	PF	FO	A	TO	Blk	Stl	Pts	Avg
2018-19	20-0	163	8.2	24-46	.522	13-23	.565	4-4	1.000	2	11	13	0.7	15	0	21	14	0	6	65	3.3
2019-20	8-1	120	15.0	9-29	.310	1-7	.143	1-4	.250	3	3	6	0.8	17	1	10	7	0	5	20	2.5
Total	28-1	283	10.1	33-75	.440	14-30	.467	5-8	.625	5	14	19	0.7	32	1	31	21	0	11	85	3.0
Ohio Valley Conference Games Only																					
Season	G-GS	Min	Avg	FG-FGA	Pct	3FG-3FGA	Pct	FT-FTA	Pct	Off	Def	Tot	Avg	PF	FO	A	TO	Blk	Stl	Pts	Avg
2018-19	12-0	122	10.2	16-30	.533	9-14	.643	2-2	1.000	1	8	9	0.8	10	0	16	12	0	6	43	3.6
2019-20																					
Total																					





## 2019-20 BASKETBALL NOTES



► Guard  
► Freshman (2)  
► 6-5 ► 180  
► Durham, N.C.  
► Voyager Academy

## JORDAN LOVE

# 2

**2019-20:** Saw action in four games off the bench...Played in his first career game vs. The Citadel (11/19)...Logged four minutes in that contest...Scored the first points of his career on a 3-pointer vs. Denver (11/30).

### Love's Game-by-Game Statistics

2019-20	FG	3P	FT	O/D	REB	E	PTS	A	TO	B	S	M
at Vanderbilt	DNP	-	-	-	-	-	-	-	-	-	-	-
Purdue Fort Wayne	DNP	-	-	-	-	-	-	-	-	-	-	-
The Citadel	0-0	0-0	0-0	0/0	0	0	0	0	0	0	0	4
Missouri S&T	0-0	0-0	0-0	0/0	0	0	0	0	0	0	0	1
vs. Cal State Fullerton	DNP	-	-	-	-	-	-	-	-	-	-	-
at Santa Clara	DNP	-	-	-	-	-	-	-	-	-	-	-
vs. Denver	1-1	1-1	0-0	0/1	1	0	3	0	1	0	1	9
at Abilene Christian	1-1	0-0	0-0	0/0	0	0	2	0	0	0	0	4
at Drake												
at Youngstown State												
at Ohio State												
at Southern Illinois												
Missouri Baptist												
at Austin Peay												
at Murray State												
Belmont												
Tennessee State												
Austin Peay												
Murray State												
at SIU Edwardsville												
at Eastern Illinois												
at Morehead State												
at Eastern Kentucky												
Jacksonville State												
Tennessee Tech												
UT Martin												
SIU Edwardsville												
at Jacksonville State												
at Tennessee Tech												
Eastern Illinois												
at UT Martin												
Total	2-2	1-1	0-0	0/1	1	0	5	0	1	0	1	18

\* - Game Started

### 2019-20 Season/Career-Highs


Points .....	3	vs. Denver (11/30/19)
Total Rebounds .....	1	vs. Denver (11/30/19)
Offensive .....	-	
Defensive .....	1	vs. Denver (11/30/19)
FG Made .....	1	2x, last at Abilene Christian (12/5/19)
FG Attempted .....	1	2x, last at Abilene Christian (12/5/19)
3-Point FG Made .....	1	vs. Denver (11/30/19)
3-Point FG Attempted .....	1	vs. Denver (11/30/19)
FT Made .....	-	
FT Attempted .....	-	
Assists .....	-	
Blocks .....	-	
Steals .....	1	vs. Denver (11/30/19)
Minutes .....	9	vs. Denver (11/30/19)

### Love's Career Statistics at Southeast Missouri

Overall																		
Season	G-GS	Min	Avg	FG-FGA	Pct	3FG-3FGA	Pct	FT-FTA	Pct	Off	Def	Tot	Avg	PF	FO	A	TO	Blk
2019-20	4-0	18	4.5	2-2	1.000	1-1	1.000	0-0	.000	0	1	1	0.3	0	0	0	1	0
Ohio Valley Conference Games Only																		
Season	G-GS	Min	Avg	FG-FGA	Pct	3FG-3FGA	Pct	FT-FTA	Pct	Off	Def	Tot	Avg	PF	FO	A	TO	Blk
2019-20																		



## 2019-20 BASKETBALL NOTES



- Guard
- Freshman (1)
- 6-2 ► 175
- Chicago, Ill.
- St. Patrick H.S.

**JAKOB MEDINA**

**20**

2019-20: --

### Medina's Game-by-Game Statistics

2019-20	FG	3P	FT	O/D	REB	F	PTS	A	TO	B	S	M
at Vanderbilt	DNP	-	-	-	-	-	-	-	-	-	-	-
Purdue Fort Wayne	DNP	-	-	-	-	-	-	-	-	-	-	-
The Citadel	DNP	-	-	-	-	-	-	-	-	-	-	-
Missouri S&T	DNP	-	-	-	-	-	-	-	-	-	-	-
vs. Cal State Fullerton	DNP	-	-	-	-	-	-	-	-	-	-	-
at Santa Clara	DNP	-	-	-	-	-	-	-	-	-	-	-
vs. Denver	DNP	-	-	-	-	-	-	-	-	-	-	-
at Abilene Christian	DNP	-	-	-	-	-	-	-	-	-	-	-
at Drake												
at Youngstown State												
at Ohio State												
at Southern Illinois												
Missouri Baptist												
at Austin Peay												
at Murray State												
Belmont												
Tennessee State												
Austin Peay												
Murray State												
at SIU Edwardsville												
at Eastern Illinois												
at Morehead State												
at Eastern Kentucky												
Jacksonville State												
Tennessee Tech												
UT Martin												
SIU Edwardsville												
at Jacksonville State												
at Tennessee Tech												
Eastern Illinois												
at UT Martin												
Total												

\* - Game Started

### 2019-20 Season/Career-Highs


Points .....	-
Total Rebounds .....	-
Offensive .....	-
Defensive .....	-
FG Made .....	-
FG Attempted .....	-
3-Point FG Made .....	-
3-Point FG Attempted .....	-
FT Made .....	-
FT Attempted .....	-
Assists .....	-
Blocks .....	-
Steals .....	-
Minutes .....	-

### Medina's Career Statistics at Southeast Missouri

Season	G-GS	Min	Avg	FG-FGA	Pct	3FG-3FGA	Pct	FT-FTA	Pct	Off	Def	Tot	Avg	PF	FQ	A	TO	Blk	Stl	Pts	Avg
2019-20																					
Overall																					
Ohio Valley Conference Games Only																					
Season	G-GS	Min	Avg	FG-FGA	Pct	3FG-3FGA	Pct	FT-FTA	Pct	Off	Def	Tot	Avg	PF	FQ	A	TO	Blk	Stl	Pts	Avg
2019-20																					



## 2019-20 BASKETBALL NOTES



- Forward
- Junior (3)
- 6-6 ► 190
- Lee's Summit, Mo.
- Kansas City East Christian Academy
- John Wood CC

## EVAN MORRISON

# 12

**2019-20:** Logged his first minutes of the season when he came off the bench to play in all three of Southeast Missouri's games at the Cable Car Classic...Played a season-high six minutes at Santa Clara (11/29).

### Morrison's Game-by-Game Statistics

2019-20	FG	3P	FT	Q/D	REB	E	PTS	A	TO	B	S	M
at Vanderbilt	DNP	-	-	-	-	-	-	-	-	-	-	-
Purdue Fort Wayne	DNP	-	-	-	-	-	-	-	-	-	-	-
The Citadel	DNP	-	-	-	-	-	-	-	-	-	-	-
Missouri S&T	DNP	-	-	-	-	-	-	-	-	-	-	-
vs. Cal State Fullerton	0-0	0-0	0-0	0/0	0	0	0	0	0	0	0	0+
at Santa Clara	0-0	0-0	0-0	0/0	0	1	0	0	0	0	0	6
vs. Denver	0-0	0-0	0-0	0/0	0	0	0	0	0	0	0	1
at Abilene Christian	0-1	0-1	0-0	0/0	0	0	0	0	0	0	1	5
at Drake												
at Youngstown State												
at Ohio State												
at Southern Illinois												
Missouri Baptist												
at Austin Peay												
at Murray State												
Belmont												
Tennessee State												
Austin Peay												
Murray State												
at SIU Edwardsville												
at Eastern Illinois												
at Morehead State												
at Eastern Kentucky												
Jacksonville State												
Tennessee Tech												
UT Martin												
SIU Edwardsville												
at Jacksonville State												
at Tennessee Tech												
Eastern Illinois												
at UT Martin												
Total	0-1	0-1	0-0	0/0	0	1	0	0	0	0	1	12

\* - Game Started

### 2019-20 Season/Career-Highs

Points .....	-
Total Rebounds .....	-
Offensive .....	-
Defensive .....	-
FG Made .....	-
FG Attempted.....	1 at Abilene Christian (12/5/19)
3-Point FG Made.....	-
3-Point FG Attempted.....	1 at Abilene Christian (12/5/19)
FT Made.....	-
FT Attempted.....	-
Assists .....	-
Blocks.....	-
Steals.....	1 at Abilene Christian (12/5/19)
Minutes .....	6 at Santa Clara (11/29/19)

### Morrison's Career Statistics at Southeast Missouri

Season	G-GS	Min	Avg	FG-FGA	Pct	3FG-3FGA	Pct	FT-FTA	Pct	Off	Def	Tot	Avg	PF	FO	A	TO	Blk	Stl	Pts	Avg
2019-20	4-0	12	3.0	0-1	.000	0-1	.000	0-0	.000	0	0	0	0.0	1	0	0	0	0	1	0	0.0
Ohio Valley Conference Games Only																					
Season	G-GS	Min	Avg	FG-FGA	Pct	3FG-3FGA	Pct	FT-FTA	Pct	Off	Def	Tot	Avg	PF	FO	A	TO	Blk	Stl	Pts	Avg
2019-20																					



## 2019-20 BASKETBALL NOTES



► Guard  
► Freshman (1)  
► 6-1 ► 180  
► Atlanta, Ga.  
► Scotland Prep School (Pa.)

## DQ NICHOLAS

# 11

**2019-20:** Became the Redhawks first 20-point scorer this season when he dropped in a game-high 24 on 9-of-16 field goals and 5-of-6 free throws vs. The Citadel (11/19)...Scored double-digits for the first time in his career against the Bulldogs...Is fourth on the team with 10 points per game... Scored eight points in his first career start vs. Purdue Fort Wayne (11/10)... Tallied five points and dished out one assist in his first career NCAA Division I game at Vanderbilt (11/6)...Pitched in a game-high 21 points and made a perfect 14-of-14 free throws at Abilene Christian (12/5)...All of those free throws were in the second half...Ranks 26th in the Ohio Valley Conference in scoring and eighth in free throw percentage (.844).

### Nicholas' Game-by-Game Statistics

2019-20	FG	3P	FT	O/D	REB	F	PTS	A	TO	B	S	M
at Vanderbilt	1-2	1-1	2-2	0/1	1	0	5	1	2	0	0	16
Purdue Fort Wayne*	3-4	0-1	2-2	0/2	2	1	8	2	2	0	0	22
The Citadel*	9-16	1-3	5-6	0/6	6	1	24	0	6	0	0	29
Missouri S&T*	1-4	0-1	0-0	0/6	6	2	2	1	1	1	1	28
vs. Cal State Fullerton*	2-8	2-4	0-2	0/0	0	2	6	0	1	0	0	26
at Santa Clara*	3-6	1-3	4-6	0/3	3	3	11	3	3	0	1	27
vs. Denver*	1-3	1-3	0-0	0/0	0	1	3	2	1	0	1	21
at Abilene Christian*	3-5	1-2	14-14	0/4	4	3	21	2	1	0	3	33
at Drake												
at Youngstown State												
at Ohio State												
at Southern Illinois												
Missouri Baptist												
at Austin Peay												
at Murray State												
Belmont												
Tennessee State												
Austin Peay												
Murray State												
at SIU Edwardsville												
at Eastern Illinois												
at Morehead State												
at Eastern Kentucky												
Jacksonville State												
Tennessee Tech												
UT Martin												
SIU Edwardsville												
at Jacksonville State												
at Tennessee Tech												
Eastern Illinois												
at UT Martin												
Total	23-48	7-18	27-32	0/22	22	13	80	11	17	1	6	202

\* - Game Started

### 2019-20 Season/Career-Highs

Points .....	24	vs. The Citadel (11/19/19)
Total Rebounds .....	6	2x, last vs. Missouri S&T (11/22/19)
Offensive .....	-	-
Defensive .....	6	2x, last vs. Missouri S&T (11/22/19)
FG Made .....	9	vs. The Citadel (11/19/19)
FG Attempted .....	16	vs. The Citadel (11/19/19)
3-Point FG Made .....	2	vs. Cal State Fullerton (11/27/19)
3-Point FG Attempted .....	4	vs. Cal State Fullerton (11/27/19)
FT Made .....	14	at Abilene Christian (12/5/19)
FT Attempted .....	14	at Abilene Christian (12/5/19)
Assists .....	3	at Santa Clara (11/29/19)
Blocks .....	1	vs. Missouri S&T (11/22/19)
Steals .....	3	at Abilene Christian (12/5/19)
Minutes .....	33	at Abilene Christian (12/5/19)

### Nicholas' Career Statistics at Southeast Missouri

Overall																			
Season	G-GS	Min	Avg	FG-FGA	Pct	3FG-3FGA	Pct	FT-FTA	Pct	Off	Def	Tot	Avg	PF	FO	A	TO	Blk	Stl
2019-20	8-7	202	25.3	23-48	.479	7-18	.389	27-32	.844	0	22	22	2.8	13	0	11	17	1	6
Ohio Valley Conference Games Only																			
Season	G-GS	Min	Avg	FG-FGA	Pct	3FG-3FGA	Pct	FT-FTA	Pct	Off	Def	Tot	Avg	PF	FO	A	TO	Blk	Stl
2019-20																			



## 2019-20 BASKETBALL NOTES



► Guard  
► Sophomore (3)  
► 6-4 ► 205  
► Houston, Texas  
► ASPIRE Academy (Ky.)

## NYGAL RUSSELL

# 25

**2019-20:** Played the first eight games off the bench...Averages 3.5 points and 2.3 rebounds per contest...Scored six points and had two rebounds in 24 minutes at Vanderbilt (11/6)...Posted season-highs in points (10) and rebounds (7) at Santa Clara (11/29).

### Russell's Game-by-Game Statistics

2019-20	FG	3P	FT	Q/D	REB	E	PTS	A	TO	B	S	M
at Vanderbilt	3-8	0-4	0-0	0/2	2	2	6	0	2	0	0	24
Purdue Fort Wayne	0-1	0-0	0-0	0/0	0	0	0	0	0	0	0	5
The Citadel	1-4	0-2	0-0	0/1	1	0	2	0	2	0	1	10
Missouri S&T	0-2	0-1	0-0	0/1	1	0	0	0	0	0	1	10
vs. Cal State Fullerton	0-2	0-1	1-2	0/2	2	3	1	1	2	0	0	13
at Santa Clara	3-7	0-1	4-4	0/7	7	2	10	1	1	1	2	21
vs. Denver	4-6	1-3	0-0	0/3	3	3	9	0	3	0	0	16
at Abilene Christian	0-4	0-1	0-0	1/1	2	2	0	1	1	0	0	15
at Drake												
at Youngstown State												
at Ohio State												
at Southern Illinois												
Missouri Baptist												
at Austin Peay												
at Murray State												
Belmont												
Tennessee State												
Austin Peay												
Murray State												
at SIU Edwardsville												
at Eastern Illinois												
at Morehead State												
at Eastern Kentucky												
Jacksonville State												
Tennessee Tech												
UT Martin												
SIU Edwardsville												
at Jacksonville State												
at Tennessee Tech												
Eastern Illinois												
at UT Martin												
Total	11-34	1-13	5-6	1/17	18	12	28	3	11	1	4	114

\* - Game Started

### 2019-20 Season-Highs

Points .....	10	at Santa Clara (11/29/19)
Total Rebounds .....	7	at Santa Clara (11/29/19)
Offensive .....	1	at Abilene Christian (12/5/19)
Defensive .....	7	at Santa Clara (11/29/19)
FG Made .....	4	vs. Denver (11/30/19)
FG Attempted .....	8	at Vanderbilt (11/6/19)
3-Point FG Made .....	1	vs. Denver (11/30/19)
3-Point FG Attempted .....	4	at Vanderbilt (11/6/19)
FT Made .....	4	at Santa Clara (11/29/19)
FT Attempted .....	4	at Santa Clara (11/29/19)
Assists .....	1	3x, last at Abilene Christian (12/5/19)
Blocks .....	1	at Santa Clara (11/29/19)
Steals .....	2	at Santa Clara (11/29/19)
Minutes .....	24	at Vanderbilt (11/6/19)

### Career-Highs

Points .....	12	at Murray State (2/23/19)
Total Rebounds .....	8	vs. Belmont (3/2/19)
Offensive .....	3	at Mississippi Valley State (12/4/18)
Defensive .....	7	2x, last at Santa Clara (11/29/19)
FG Made .....	5	vs. Tennessee Tech (2/7/19)
FG Attempted .....	9	vs. Tennessee Tech (2/7/19)
3-Point FG Made .....	3	at SIU Edwardsville (1/3/19)
3-Point FG Attempted .....	5	at SIU Edwardsville (1/3/19)
FT Made .....	8	at Austin Peay (2/21/19)
FT Attempted .....	8	at Austin Peay (2/21/19)
Assists .....	6	at Eastern Illinois (2/16/19)
Blocks .....	1	2x, last at Santa Clara (11/29/19)
Steals .....	3	vs. Tennessee Tech (2/7/19)
Minutes .....	27	vs. Belmont (3/2/19)


### Russell's Career Statistics at Southeast Missouri

Overall																			
Season	G-GS	Min	Avg	FG-FGA	Pct	3FG-3FGA	Pct	FT-FTA	Pct	Off	Def	Tot	Avg	PF	FQ	A	TO	Blk	Stl
2018-19	31-9	499	16.1	53-147	.361	16-53	.302	43-62	.694	13	69	82	2.6	60	2	44	40	2	13
2019-20	8-0	114	14.3	11-34	.324	1-13	.077	5-6	.833	1	17	18	2.3	12	0	3	11	1	4
Total	39-9	613	15.7	64-181	.354	17-66	.258	48-68	.706	14	86	100	2.6	72	2	47	51	3	17
Ohio Valley Conference Games Only																			
Season	G-GS	Min	Avg	FG-FGA	Pct	3FG-3FGA	Pct	FT-FTA	Pct	Off	Def	Tot	Avg	PF	FQ	A	TO	Blk	Stl
2018-19	18-8	297	16.5	33-93	.355	11-34	.324	37-50	.740	7	33	40	2.2	38	1	28	24	2	8
2019-20																			
Total																			





## 2019-20 BASKETBALL NOTES



- Forward
- Sophomore (2)
- 6-8 ► 210
- Richmond, Texas
- Combine Academy (N.C.)

## SAGE TOLBERT

23

**2019-20:** Scored double figures for the first time this season when he finished with 12 points and eight rebounds vs. Purdue Fort Wayne (11/10)... Had nine points, seven rebounds, one assist and a steal in his first start of the season at Vanderbilt (11/6)...Rates third on the team in scoring with 10.3 points a game...Leads the team in rebounding with 7.1 boards per contest...Leads the Redhawks in field goal percentage (.612)...Scored a season-high 16 points and had nine rebounds vs. Missouri S&T (11/22)... Turned in a double-double 13 points and 10 rebounds vs. Cal State Fullerton (11/27)...Ranks 24th in the Ohio Valley Conference in scoring, tied for sixth in rebounding, third in field goal percentage and seventh in offensive rebounds (2.5 rpg).

### Tolbert's Game-by-Game Statistics

2019-20	FG	3P	FT	O/D	REB	F	PTS	A	TO	B	S	M
at Vanderbilt*	3-8	0-0	3-4	2/5	7	1	9	1	3	0	1	29
Purdue Fort Wayne*	4-6	0-0	3-6	2/6	8	2	11	1	2	0	2	22
The Citadel*	3-5	0-0	0-1	4/2	6	4	6	1	2	0	1	28
Missouri S&T*	6-7	0-0	4-8	4/5	9	4	16	2	1	0	1	34
vs. Cal State Fullerton*	4-8	0-0	5-5	3/7	10	4	13	0	0	0	0	22
at Santa Clara*	3-3	0-0	1-4	0/2	2	4	7	1	5	0	0	20
vs. Denver*	3-6	0-1	0-0	2/4	6	3	6	0	0	0	1	11
at Abilene Christian*	4-6	0-1	6-8	3/6	9	3	14	2	3	2	0	27
at Drake												
at Youngstown State												
at Ohio State												
at Southern Illinois												
Missouri Baptist												
at Austin Peay												
at Murray State												
Belmont												
Tennessee State												
Austin Peay												
Murray State												
at SIU Edwardsville												
at Eastern Illinois												
at Morehead State												
at Eastern Kentucky												
Jacksonville State												
Tennessee Tech												
UT Martin												
SIU Edwardsville												
at Jacksonville State												
at Tennessee Tech												
Eastern Illinois												
at UT Martin												
Total	30-49	0-2	22-36	20/37	57	25	82	8	16	2	6	193

\* - Game Started

### 2019-20 Season-Highs

Points .....	16	vs. Missouri S&T (11/22/19)
Total Rebounds .....	10	vs. Cal State Fullerton (11/27/19)
Offensive .....	4	2x, last vs. Missouri S&T (11/22/19)
Defensive .....	7	vs. Cal State Fullerton (11/27/19)
FG Made .....	6	vs. Missouri S&T (11/22/19)
FG Attempted .....	8	2x, last vs. Cal State Fullerton (11/27/19)
3-Point FG Made .....	-	-
3-Point FG Attempted .....	1	2x, last at Abilene Christian (12/5/19)
FT Made .....	6	at Abilene Christian (12/5/19)
FT Attempted .....	8	vs. Missouri S&T (11/22/19)
Assists .....	2	2x, last at Abilene Christian (12/5/19)
Blocks .....	2	at Abilene Christian (12/5/19)
Steals .....	2	vs. Purdue Fort Wayne (11/10/19)
Minutes .....	34	vs. Missouri S&T (11/22/19)

### Career-Highs


Points .....	18	vs. Eastern Kentucky (1/24/19)
Total Rebounds .....	11	at Mississippi Valley State (12/4/18)
Offensive .....	5	at Bradley (11/10/18)
Defensive .....	10	at Mississippi Valley State (12/4/18)
FG Made .....	8	vs. Eastern Kentucky (1/24/19)
FG Attempted .....	9	vs. Eastern Kentucky (1/24/19)
3-Point FG Made .....	1	3x, last at Belmont (1/31/19)
3-Point FG Attempted .....	2	vs. Western Illinois (12/1/18)
FT Made .....	8	vs. Tennessee State (2/28/19)
FT Attempted .....	13	vs. Tennessee State (2/28/19)
Assists .....	2	2x, last at Abilene Christian (12/5/19)
Blocks .....	2	3x, last at Abilene Christian (12/5/19)
Steals .....	2	2x, last vs. Purdue Fort Wayne (11/10/19)
Minutes .....	34	vs. Missouri S&T (11/22/19)

### Tolbert's Career Statistics at Southeast Missouri

Overall																			
Season	G-GS	Min	Avg	FG-FGA	Pct	3FG-3FGA	Pct	FT-FTA	Pct	Off	Def	Tot	Avg	PF	FO	A	TO	Blk	Stl
2018-19	31-27	628	20.3	72-158	.456	3-8	.375	47-86	.547	55	101	156	5.0	96	8	8	63	18	15
2019-20	8-8	193	24.1	30-49	.612	0-2	.000	22-36	.611	20	37	57	7.1	25	0	8	16	2	6
Total	39-35	821	21.1	102-207	.493	3-10	.300	69-122	.566	75	138	213	5.5	121	8	16	79	20	21
Ohio Valley Conference Games Only																			
Season	G-GS	Min	Avg	FG-FGA	Pct	3FG-3FGA	Pct	FT-FTA	Pct	Off	Def	Tot	Avg	PF	FO	A	TO	Blk	Stl
2018-19	18-14	346	19.2	40-87	.460	2-4	.500	31-52	.596	27	48	75	4.2	52	5	3	32	11	7
2019-20																			
Total																			



## 2019-20 BASKETBALL NOTES



- Forward
- Senior (5)
- 6-8 ► 215
- Mobile, Ala.
- Gardendale H.S.
- McNeese State

# QUATTARIUS WILSON 10

**2019-20:** Is averaging 7.5 points and seven rebounds per game through eight starts...Ranks second on the team and eighth in the Ohio Valley Conference in rebounding...Is tied for seventh among league leaders in blocked shots (8), fifth in offensive rebounds (2.8) and 15th in defensive rebounds (4.3)...Turned in a double-double 12 points and 13 rebounds in his first career Southeast Missouri start at Vanderbilt (11/6)...Added 11 points and eight boards vs. Purdue Fort Wayne (11/10)...Leads the team with two double-doubles...Scored double figures in four of his eight games.

### Wilson's Game-by-Game Statistics

2019-20	FG	3P	FT	Q/D	REB	E	PTS	A	TO	B	S	M
at Vanderbilt*	4-11	0-0	4-7	6/7	13	2	12	1	3	1	2	30
Purdue Fort Wayne*	3-8	0-1	5-6	3/5	8	5	11	4	1	0	2	26
The Citadel*	2-3	0-1	4-6	2/5	7	4	8	1	1	3	0	24
Missouri S&T*	3-7	1-1	4-8	2/4	6	3	11	1	2	0	0	19
vs. Cal State Fullerton*	1-8	0-2	1-1	1/5	6	2	3	2	3	2	1	18
at Santa Clara*	0-2	0-0	2-2	1/1	2	2	2	0	0	1	0	17
vs. Denver*	4-4	0-0	2-4	5/6	11	3	10	1	3	0	0	27
at Abilene Christian*	1-6	0-1	1-2	2/1	3	5	3	0	3	1	2	21
at Drake												
at Youngstown State												
at Ohio State												
at Southern Illinois												
Missouri Baptist												
at Austin Peay												
at Murray State												
Belmont												
Tennessee State												
Austin Peay												
Murray State												
at SIU Edwardsville												
at Eastern Illinois												
at Morehead State												
at Eastern Kentucky												
Jacksonville State												
Tennessee Tech												
UT Martin												
SIU Edwardsville												
at Jacksonville State												
at Tennessee Tech												
Eastern Illinois												
at UT Martin												
Total	18-49	1-6	23-36	22/34	54	26	60	10	16	8	7	182

\* - Game Started

### 2019-20 Season/Career-Highs

Points .....	12	at Vanderbilt (11/6/19)
Total Rebounds .....	13	at Vanderbilt (11/6/19)
Offensive .....	6	at Vanderbilt (11/6/19)
Defensive .....	7	at Vanderbilt (11/6/19)
FG Made .....	4	2x, last vs. Denver (11/30/19)
FG Attempted .....	11	at Vanderbilt (11/6/19)
3-Point FG Made .....	1	vs. Missouri S&T (11/22/19)
3-Point FG Attempted .....	2	vs. Cal State Fullerton (11/27/19)
FT Made .....	5	vs. Purdue Fort Wayne (11/10/19)
FT Attempted .....	8	vs. Missouri S&T (11/22/19)
Assists .....	4	vs. Purdue Fort Wayne (11/10/19)
Blocks .....	3	vs. The Citadel (11/19/19)
Steals .....	2	3x, last at Abilene Christian (12/5/19)
Minutes .....	30	at Vanderbilt (11/6/19)

### Wilson's Career Statistics at Southeast Missouri

Overall																	
Season	G-GS	Min	Avg	FG-FGA	Pct	3FG-3FGA	Pct	FT-FTA	Pct	Off	Def	Tot	Avg	PF	FO	A	TO
2019-20	8-8	182	22.8	18-49	.367	1-6	.167	23-36	.639	22	34	56	7.0	26	2	10	16
Ohio Valley Conference Games Only																	
Season	G-GS	Min	Avg	FG-FGA	Pct	3FG-3FGA	Pct	FT-FTA	Pct	Off	Def	Tot	Avg	PF	FO	A	TO
2019-20																	



## SEASON/CAREER STATISTICS



### 2019-20 Southeast Missouri Basketball Southeast Missouri Season/Career Statistics (as of Dec 06, 2019) All games



#### SEASON STATISTICS

#### CAREER STATISTICS

SUMMARY	gp-gs	min/g	fg%	3fg%	ft%	r/g	a/g	stl	blk	pts/g	gp-gs	min/g	fg%	3fg%	ft%	r/g	a/g	stl	blk	pts/g
HARRIS, Chris	2-0	27.0	.600	.714	.800	3.0	1.0	0	1	15.5	2-0	27.0	.600	.714	.800	3.0	1.0	0	1	15.5
CALDWELL, Alex	8-8	31.3	.388	.250	.818	2.1	2.3	13	3	10.9	32-13	23.3	.429	.352	.794	1.9	1.8	35	8	9.2
TOLBERT, Sage	8-8	24.1	.612	.000	.611	7.1	1.0	6	2	10.3	39-35	21.1	.493	.300	.566	5.5	0.4	21	20	7.1
NICHOLAS, DQ	8-7	25.3	.479	.389	.844	2.8	1.4	6	1	10.0	8-7	25.3	.479	.389	.844	2.8	1.4	6	1	10.0
HOGAN, Skyler	8-8	24.5	.491	.400	.700	3.9	0.6	4	0	8.9	38-35	25.9	.447	.383	.755	3.4	1.0	25	5	10.3
WILSON, Quatarrius	8-8	22.8	.367	.167	.639	7.0	1.3	7	8	7.5	8-8	22.8	.367	.167	.639	7.0	1.3	7	8	7.5
AGNEW, Darrious	8-0	12.4	.425	.333	.727	2.5	0.3	5	0	6.4	8-0	12.4	.425	.333	.727	2.5	0.3	5	0	6.4
GABLE, Isaiah	8-0	20.0	.325	.192	.200	2.5	0.6	3	0	4.0	54-24	19.5	.430	.365	.691	2.6	0.8	14	6	6.4
RUSSELL, Nygal	8-0	14.3	.324	.077	.833	2.3	0.4	4	1	3.5	39-9	15.7	.354	.258	.706	2.6	1.2	17	3	4.9
KAO, Oscar	8-1	15.0	.310	.143	.250	0.8	1.3	5	0	2.5	28-1	10.1	.440	.467	.625	0.7	1.1	11	0	3.0
LOVE, Jordan	4-0	4.5	1.000	1.000	.000	0.3	0.0	1	0	1.3	4-0	4.5	1.000	1.000	.000	0.3	0.0	1	0	1.3
MORRISON, Evan	4-0	3.0	.000	.000	.000	0.0	0.0	1	0	0.0	4-0	3.0	.000	.000	.000	0.0	0.0	1	0	0.0

SCORING	fg-fga	fg%	3fg-fga	3fg%	ft-fta	ft%	pts	pts/g	fg-fga	fg%	3fg-fga	3fg%	ft-fta	ft%	pts	pts/g
HARRIS, Chris	9-15	.600	5-7	.714	8-10	.800	31	15.5	9-15	.600	5-7	.714	8-10	.800	31	15.5
CALDWELL, Alex	31-80	.388	7-28	.250	18-22	.818	87	10.9	102-238	.429	37-105	.352	54-68	.794	295	9.2
TOLBERT, Sage	30-49	.612	0-2	.000	22-36	.611	82	10.3	102-207	.493	3-10	.300	69-122	.566	276	7.1
NICHOLAS, DQ	23-48	.479	7-18	.389	27-32	.844	80	10.0	23-48	.479	7-18	.389	27-32	.844	80	10.0
HOGAN, Skyler	28-57	.491	8-20	.400	7-10	.700	71	8.9	148-331	.447	54-141	.383	40-53	.755	390	10.3
WILSON, Quatarrius	18-49	.367	1-6	.167	23-36	.639	60	7.5	18-49	.367	1-6	.167	23-36	.639	60	7.5
AGNEW, Darrious	17-40	.425	1-3	.333	16-22	.727	51	6.4	17-40	.425	1-3	.333	16-22	.727	51	6.4
GABLE, Isaiah	13-40	.325	5-26	.192	1-5	.200	32	4.0	120-279	.430	69-189	.365	38-55	.691	347	6.4
RUSSELL, Nygal	11-34	.324	1-13	.077	5-6	.833	28	3.5	64-181	.354	17-66	.258	48-68	.706	193	4.9
KAO, Oscar	9-29	.310	1-7	.143	1-4	.250	20	2.5	33-75	.440	14-30	.467	5-8	.625	85	3.0
LOVE, Jordan	2-2	1.000	1-1	1.000	0-0	.000	5	1.3	2-2	1.000	1-1	1.000	0-0	.000	5	1.3
MORRISON, Evan	0-1	.000	0-1	.000	0-0	.000	0	0.0	0-1	.000	0-1	.000	0-0	.000	0	0.0

TOTALS	o-reb	d-reb	t-reb	pf	fo	ast	to	a/to	o-reb	d-reb	t-reb	pf	fo	ast	to	a/to
HARRIS, Chris	0	6	6	5	0	2	5	0.4	0	6	6	5	0	2	5	0.4
CALDWELL, Alex	3	14	17	18	1	18	14	1.3	17	45	62	69	1	58	45	1.3
TOLBERT, Sage	20	37	57	25	0	8	16	0.5	75	138	213	121	8	16	79	0.2
NICHOLAS, DQ	0	22	22	13	0	11	17	0.6	0	22	22	13	0	11	17	0.6
HOGAN, Skyler	2	29	31	11	0	5	13	0.4	18	111	129	53	0	38	48	0.8
WILSON, Quatarrius	22	34	56	26	2	10	16	0.6	22	34	56	26	2	10	16	0.6
AGNEW, Darrious	7	13	20	15	0	2	8	0.3	7	13	20	15	0	2	8	0.3
GABLE, Isaiah	2	18	20	13	0	5	7	0.7	23	120	143	91	0	45	45	1.0
RUSSELL, Nygal	1	17	18	12	0	3	11	0.3	14	86	100	72	2	47	51	0.9
KAO, Oscar	3	3	6	17	1	10	7	1.4	5	14	19	32	1	31	21	1.5
LOVE, Jordan	0	1	1	0	0	0	1	0.0	0	1	1	0	0	0	1	0.0
MORRISON, Evan	0	0	0	1	0	0	0	0.0	0	0	0	1	0	0	0	0.0



## BOX SCORES

### GAME 1

#### VANDERBILT 83, SOUTHEAST MISSOURI 65

November 6, 2019 • Memorial Gymnasium • Nashville, Tenn.

##### Southeast Mo. St. 65 • 0-1,0-0 OVC

#	Player	Total		3-Ptr		Rebounds		PF	TP	A	T	Blk	Stl	Min
		FG	FGA	FG	FGA	FT	FTA							
10	Quatarrius Wilson	f	4-11	0-0	4-7	6	7	13	2	12	1	3	1	30
23	Sage Tolbert	f	3-8	0-0	3-4	2	5	7	1	9	1	3	0	29
00	Alex Caldwell	g	3-8	0-3	2-2	0	4	4	3	8	1	1	0	32
03	Skyler Hogan	g	1-2	0-1	0-0	0	1	1	1	2	1	1	0	9
04	Oscar Kao	g	0-0	0-0	0-0	1	2	1	0	0	1	0	0	12
05	Chris Harris	g	6-9	2-3	1-2	0	1	1	2	15	0	3	1	28
11	DQ Nicholas	g	1-2	1-1	2-2	0	1	1	0	5	1	2	0	16
13	Isaiah Gable	g	1-4	0-1	0-1	2	0	2	1	2	0	0	0	10
25	Nygal Russell	g	3-8	0-4	0-0	0	2	2	2	6	0	2	0	24
44	Darrious Agnew	g	3-6	0-0	0-0	1	1	2	1	6	0	0	0	10
Team						2	1	3						
Totals			25-58	3-13	12-18	14	24	38	14	65	5	16	2	4

FG % 1st Half: 12-26 46.2% 2nd half: 13-32 40.6% Game: 25-58 43.1%  
3FG % 1st Half: 2-7 28.6% 2nd half: 1-6 16.7% Game: 3-13 23.1%  
FT % 1st Half: 6-10 60.0% 2nd half: 6-8 75.0% Game: 12-18 66.7%

##### Vanderbilt 83 • 1-0,0-0 SEC

#	Player	Total		3-Ptr		Rebounds		PF	TP	A	T	Blk	Stl	Min
		FG	FGA	FG	FGA	FT	FTA							
13	Matthew Moyer	f	1-5	0-3	0-0	0	6	6	2	2	0	1	2	21
15	Clevon Brown	f	6-9	3-4	0-0	5	3	8	0	15	0	2	2	31
24	Aaron Nesmith	f	8-12	7-11	2-2	0	4	4	2	25	2	2	1	34
02	Scotty Pippen Jr.	g	2-8	1-4	2-4	0	2	2	2	7	6	2	0	26
03	Maxwell Evans	g	2-3	2-3	0-1	0	1	1	2	6	3	1	0	24
00	Saben Lee	g	8-16	1-5	4-6	1	3	4	3	21	4	0	0	28
01	Dylan Disu	g	0-5	0-4	0-0	1	4	5	2	0	0	1	1	18
04	Jordan Wright	g	0-0	0-0	0-0	0	1	1	1	0	1	2	1	8
50	Ejike Obinna	g	3-3	0-0	1-1	0	0	0	3	7	0	1	1	8
55	Oton Jankovic	g	0-0	0-0	0-0	0	0	0	1	0	1	1	0	2
Team						3	1	4						
Totals			30-61	14-34	9-14	10	25	35	18	83	17	12	8	200

FG % 1st Half: 13-30 43.3% 2nd half: 17-31 54.8% Game: 30-61 49.2%  
3FG % 1st Half: 5-17 29.4% 2nd half: 9-17 52.9% Game: 14-34 41.2%  
FT % 1st Half: 1-3 33.3% 2nd half: 8-11 72.7% Game: 9-14 64.3%

Officials: Will Howard, Steven Anderson, Doug Shows  
Technical fouls: Southeast Mo. St.-TEAM, Vanderbilt-None.  
Attendance: 8097  
2019-20 Men's Basketball. Round: 0. Southeast Mo. St. vs Vanderbilt. Played at

Score by periods	1st	2nd	Total
Southeast Mo. St.	32	33	65
Vanderbilt	32	51	83

Points	In	Off	2nd	Fast	Bench
SEMO	42	10	17	13	34
Vandy	30	17	4	15	28

### GAME 3

#### THE CITADEL 74, SOUTHEAST MISSOURI 69

November 19, 2019 • Show Me Center • Cape Girardeau, Mo.

##### The Citadel 74 • 1-3

#	Player	Total		3-Ptr		Rebounds		PF	TP	A	T	Blk	Stl	Min
		FG	FGA	FG	FGA	FT	FTA							
23	Kaelon Harris	f	4-9	2-3	10-12	0	12	12	4	20	1	3	0	30
33	Hayden Brown	f	3-8	0-2	0-0	0	0	0	0	6	1	1	0	31
05	Fletcher Abbee	g	3-7	2-5	0-0	0	1	1	3	8	3	0	0	33
11	Kaiden Rice	g	8-15	4-9	0-0	1	2	3	1	20	0	1	0	31
13	Tyson Batista	g	2-7	0-0	0-0	3	6	9	4	4	11	7	0	36
03	Rudy Fitzgibbons III	g	0-5	0-2	0-1	0	0	0	0	2	0	0	0	11
14	Brady Spence	g	1-1	0-0	0-0	0	2	2	1	2	0	1	0	0
25	Alex Reed	g	2-3	2-3	0-0	1	4	5	4	6	0	3	0	18
31	Eddie Davis III	g	3-4	1-1	1-2	1	3	4	1	8	4	2	0	25
32	Derek Webster Jr.	g	0-0	0-0	0-0	0	0	0	0	0	0	0	0	0+
Team						3	2	5						
Totals			26-59	11-25	11-15	9	32	41	18	74	22	18	0	5

FG % 1st Half: 14-35 40.0% 2nd half: 12-24 50.0% Game: 26-59 44.1%  
3FG % 1st Half: 7-19 36.8% 2nd half: 4-6 66.7% Game: 11-25 44.0%  
FT % 1st Half: 5-6 83.3% 2nd half: 6-9 66.7% Game: 11-15 73.3%

##### Southeast Missouri 69 • 1-2

#	Player	Total		3-Ptr		Rebounds		PF	TP	A	T	Blk	Stl	Min
		FG	FGA	FG	FGA	FT	FTA							
10	WILSON, Quatarrius	f	2-3	0-1	4-6	2	5	7	4	8	1	1	3	0
23	TOLBERT, Sage	f	3-5	0-0	0-1	4	2	6	4	6	1	2	0	1
00	CALDWELL, Alex	g	1-9	0-4	2-4	1	0	1	3	4	6	5	0	28
03	HOGAN, Skyler	g	5-11	1-6	0-1	0	5	5	2	11	0	3	0	21
11	NICHOLAS, DQ	g	9-16	1-3	5-6	0	6	6	1	24	0	6	0	39
02	LOVE, Jordan	g	0-0	0-0	0-0	0	0	0	0	0	0	0	0	4
04	KAO, Oscar	g	1-4	0-1	0-0	1	0	1	2	2	0	0	0	10
13	GABLE, Isaiah	g	3-5	2-4	0-0	0	4	4	1	8	1	0	0	25
25	RUSSELL, Nygal	g	1-4	0-2	0-0	0	1	1	0	2	0	2	0	1
44	AGNEW, Darrious	g	2-5	0-0	0-0	1	2	3	2	4	0	0	0	1
Team						1	2							
Totals			27-62	4-21	11-18	10	26	36	19	69	9	19	3	8

FG % 1st Half: 12-28 42.9% 2nd half: 15-34 44.1% Game: 27-62 43.5%  
3FG % 1st Half: 4-14 28.6% 2nd half: 0-7 0.0% Game: 4-21 19.0%  
FT % 1st Half: 4-6 66.7% 2nd half: 7-12 58.3% Game: 11-18 61.1%

Officials: Gene Grimeshaw, Chase Vaden, Kyle Regezt  
Technical fouls: The Citadel-None, Southeast Missouri-None.  
Attendance: 1087

Score by periods	1st	2nd	Total
The Citadel	40	34	74
Southeast Missouri	32	37	69

Points	In	Off	2nd	Fast	Bench
CIT	26	17	15	2	16
SEMO	36	15	12	10	16

### GAME 2

#### SOUTHEAST MISSOURI 79, PURDUE FORT WAYNE 78

November 10, 2019 • Show Me Center • Cape Girardeau, Mo.

##### Purdue Fort Wayne 78 • 1-2

#	Player	Total		3-Ptr		Rebounds		PF	TP	A	T	Blk	Stl	Min
		FG	FGA	FG	FGA	FT	FTA							
11	CARL, Dylan	f	5-7	1-1	0-1	1	1	2	5	11	1	3	0	26
13	HOLBA, Matt	f	4-13	3-11	6-7	1	8	9	3	17	4	0	0	30
01	GODFREY, Jarred	g	0-3	0-2	2-2	1	3	4	3	2	7	5	0	27
02	PATRICK, Brian	g	9-20	2-8	4-5	4	8	12	2	24	0	2	0	32
41	DEBERRY, Marcus	g	4-7	3-4	1-2	0	3	1	12	1	0	0	0	33
05	ROLLINS, Tionne	g	2-8	1-3	1-1	1	1	2	2	6	0	0	0	12
15	BILLUPS, Deonte	g	0-4	0-2	2-3	1	0	1	4	6	0	2	0	12
24	BLACK, DeMierre	g	0-0	0-0	0-0	0	0	0	2	0	2	3	0	14
34	BENFORD, Cameron	g	0-2	0-0	0-1	4	2	6	4	0	0	0	0	13
35	GRUNDY, Rylen	g	0-0	0-0	0-0	0	0	0	0	0	0	0	0	1
Team						2	1	3						
Totals			26-64	10-31	16-22	15	27	42	26	78	15	15	0	2

FG % 1st Half: 11-31 35.5% 2nd half: 15-33 45.5% Game: 26-64 40.6%  
3FG % 1st Half: 6-18 33.3% 2nd half: 4-13 30.8% Game: 10-31 32.3%  
FT % 1st Half: 4-7 57.1% 2nd half: 12-15 80.0% Game: 16-22 72.7%

##### Southeast Missouri 79 • 1-1

#	Player	Total		3-Ptr		Rebounds		PF	TP	A	T	Blk	Stl	Min
		FG	FGA	FG	FGA	FT	FTA							
10	WILSON, Quatarrius	f	3-8	0-1	5-6	3	5	8	5	11	4	1	0	26
23	TOLBERT, Sage	f	4-6	0-0	3-6	2	6	8	2	11	1	2	0	22
00	CALDWELL, Alex	g	4-10	2-5	2-4	0	3	3	2	12	2	3	0	34
03	HOGAN, Skyler	g	4-7	2-2	1-2	0	2	2	2	11	3	0	0	27
11	NICHOLAS, DQ	g	3-4	0-1	2-2	0	2	2	1	8	2	2	0	22
04	KAO, Oscar	g	1-3	0-1	0-0	1	0	1	2	2	1	0	0	6
05	HARRIS, Chris	g	3-6	3-4	7-8	0	5	5	3	16	2	2	0	26
13	GABLE, Isaiah	g	2-6	1-3	0-0	0	2	2	2	5	1	0	0	21
25	RUSSELL, Nygal	g	0-1	0-0	0-0	0	0	0	0	0	0	0	0	5
44	AGNEW, Darrious	g	1-5	0-0	1-2	0	1	1	1	3	0	0	0	11
Team						2	1	3						
Totals			25-56	8-17	21-30	8	27	35	20	79	16	10	0	5

FG % 1st Half: 13-30 43.3% 2nd half: 12-26 46.2% Game: 25-56 44.6%  
3FG % 1st Half: 4-8 50.0% 2nd half: 4-9 44.4% Game: 8-17 47.1%<

