

YOUR REDHAWKS

2019-20 SOUTHEAST MISSOURI BASKETBALL

GAME

11



Gameday Coverage

Radio:  Erik Sean

Video:  Brandon Gaudin, Andy Katz

Live Stats: OhioStateBuckeyes.com

Twitter: @SEMOMBB

SOUTHEAST MISSOURI (3-7) AT #5 OHIO STATE (9-1)

Date Tuesday, December 17, 2019

Tip-Off 6 p.m., CT

Location Columbus, Ohio

Arena Value City Arena (19,049)

Series History First Meeting

Head Coaches Rick Ray (83-147 overall;

46-87 at SEMO; 24-44 OVC).

Chris Holtmann (168-110 overall;

54-25 at OSU).

First Meeting

-

Strategic Communications

Jeff Honza

Assistant Director of Athletics

Phone: (573) 651-2933

Email: redhawk1@me.com

#LETSSOAR

2019-20 SCHEDULE/RESULTS

November (3-4)

6	at Vanderbilt	SEC NETWORK+	L, 65-83
10	Purdue Fort Wayne	ESPN+	W, 79-78
19	The Citadel	ESPN+	L, 69-74
22	Missouri S&T	ESPN+	W, 72-71
27	vs. Cal State Fullerton !		L, 57-64
29	at Santa Clara !	WCC NETWORK	L, 75-87
30	vs. Denver !		W, 66-51

December (0-3)

5	at Abilene Christian	ESPN+	L, 64-73
7	at Drake	ESPN+	L, 73-78
15	at Youngstown State	ESPN+	L, 50-65
17	at #5 Ohio State	BTN	6 p.m.
21	at Southern Illinois	ESPN3	3 p.m.
29	Missouri Baptist	ESPN+	4 p.m.

January (0-0, 0-0 OVC)

2	at Austin Peay*	ESPN+	8 p.m.
4	at Murray State*	ESPN+	7 p.m.
9	Belmont*	ESPN+	7:15 p.m.
11	Tennessee State*	ESPN+	4 p.m.
16	Austin Peay*	ESPN+	7:15 p.m.
18	Murray State*	ESPN+	4 p.m.
23	at SIU Edwardsville*	ESPN+	7:30 p.m.
25	at Eastern Illinois*	ESPN+	3:15 p.m.
30	at Morehead State*	ESPN+	6 p.m.

February (0-0, 0-0 OVC)

1	at Eastern Kentucky*	ESPN+	3 p.m.
6	Jacksonville State*	ESPN+	7:15 p.m.
8	Tennessee Tech*	ESPN+	4 p.m.
13	UT Martin*	ESPN+	7:15 p.m.
15	SIU Edwardsville*	ESPN+	4 p.m.
20	at Jacksonville State*	ESPN+	7:30 p.m.
22	at Tennessee Tech*	ESPN+	4 p.m.
27	Eastern Illinois*	ESPN+	7:15 p.m.
29	at UT Martin*	ESPN+	4 p.m.

March (0-0)

4-7	OVC Tournament	Evansville, Ind.
-----	----------------	------------------

All games are broadcast live on the radio at Real Rock

99.3 FM. All times Central and subject to change; * -

Denotes Ohio Valley Conference Game;

! - Cable Car Classic (Santa Clara, Calif.)

Redhawks Head to Ohio

Southeast Missouri (3-7) completes its two-game Ohio road swing with a trip to #5 Ohio State (9-1) Tuesday. Tip-off is set for 6 p.m., CT, at Value City Arena.

Follow the Redhawks

Fans can listen to Tuesday's game live on the radio at Real Rock 99.3 FM. Erik Sean will call the action. The game will be televised live on the Big Ten Network with Brandon Gaudin and Andy Katz as the commentators. Live stats can be accessed at OhioStateBuckeyes.com. Twitter updates provided @SEMOMBB.

Redhawks vs. Ranked Opponents

The Redhawks are 0-14 all-time against ranked opponents. #5 Ohio State is the highest ranked opponent Southeast Missouri faces. Seven of the Redhawks matchups were against Top-10 foes. SEMO's highest ranked opponent prior to this year was #6 Illinois on Dec. 28, 2005.

at #21 Cincinnati (12/11/92).....	L, 58-83
at #6 Missouri (2/23/94).....	L, 61-83
at #21 Illinois (12/8/95).....	L, 70-89
vs. #6 Cincinnati (1/7/97).....	L, 57-80
vs. #10 LSU* (3/16/00).....	L, 61-64
at #20 Creighton (12/29/02).....	L, 70-93
at #6 Illinois (12/28/05).....	L, 64-89
at #25 Missouri (11/11/11).....	L, 68-83
at #9 Murray State (2/2/12).....	L, 73-81
vs. #14 Murray State (2/15/12).....	L, 66-75
at #7 Kansas (11/9/12).....	L, 55-74
at #11 Missouri (12/4/12).....	L, 65-81
at #10 Indiana (12/4/16).....	L, 55-83
at #10 Florida State (12/17/18).....	L, 68-85

* - NCAA Tournament

THIS IS SEMO

Southeast Missouri or **SEMO** is the preferred reference for Southeast Missouri State University athletic teams. Southeastern Missouri State is not an acceptable reference.



Series History

Southeast Missouri and Big Ten Conference member Ohio State meet for the first time Tuesday. The Redhawks visit Columbus for their seventh-straight road game.

Against the Big Ten

The Redhawks are 0-9 all-time against Big Ten opponents. Southeast Missouri last faced a Big Ten foe on Dec. 4, 2016 when it fell to then-#10 Indiana, 83-55. SEMO's records vs. Big Ten opponents:

vs. Illinois.....	0-3
vs. Indiana.....	0-1
vs. Iowa.....	0-1
vs. Nebraska.....	0-1
vs. Purdue.....	0-2
vs. Wisconsin.....	0-1

TV Exposure

Southeast Missouri plays on television for the first time this season when it faces Ohio State on the Big Ten Network. SEMO is presently 1-5 in televised games under head coach Rick Ray -- 1-1 on CBS Sports Network; 0-2 on American Sports Network; 0-1 on Big Ten Network; 0-1 on ESPN2.



2019-20 SOUTHEAST MISSOURI BASKETBALL NOTES / #5 OHIO STATE

Redhawks Fall at Youngstown State

The Redhawks dropped their third-straight game and fifth in their last six contests at Youngstown State Sunday. Southeast Missouri scored a season-low 50 points in its 65-60 loss. The Redhawks struggled at the free throw line to a season-low 21.4 percent on 3-of-14 attempts.

Big Time Atmosphere

Southeast Missouri will play in Value City Arena when it faces Ohio State. Value City Arena has a seating capacity of 19,049 and is the largest arena in the Big Ten Conference. It also ranks as the ninth largest arena in all of college basketball behind Syracuse's Carrier Dome (34,616), Kentucky's Rupp Arena (23,000), Louisville's KFC Yum! Center (22,090), North Carolina's Dean Smith Center (21,750), Tennessee's Thompson-Boling Arena (21,678), Georgetown's Capital One Arena (20,356), St. John's Madison Square Garden (19,812) and North Carolina State's PNC Arena (19,722). No SEMO basketball team has played in a bigger venue prior to this year.

Big Ten Connection

Rick Ray spent four years as an assistant coach under Matt Painter at Purdue from 2006-10. Purdue made the NCAA Tournament all four of those seasons. The Boilermakers were a combined 103-37 overall when Ray was an assistant coach.

Life on the Road

Southeast Missouri continues its rugged eight-game road stretch when it heads to Ohio State. The Redhawks are searching for their first true road win of the season. SEMO is 0-5 in such games and has dropped seven-straight road contests dating back to last year. The Redhawks last road win was an 88-79 victory at Eastern Illinois on Feb. 16, 2019. It is SEMO's longest road stretch in a season in school history.

Current Road Trip

The Redhawks, who are on the road for over a month, hold a 1-5 record during their stretch which began on Nov. 27. Southeast Missouri went 1-2 at the Cable Car Classic in Santa

2019-20 SOUTHEAST MISSOURI REDHAWKS

No.	Name	Pos.	Ht.	Wt.	Cl.	Yr.	Hometown (High School/College)
0	Alex Caldwell	G	6-0	160	So.	2nd	Columbia, S.C. (Wilson)
1	Khalil Cuffee	G	6-4	205	So.	3rd	Fairburn, Ga. (Langston-Hughes)
2	Jordan Love	G	6-5	180	Fr.	2nd	Durham, N.C. (Voyager Academy)
3	Skyler Hogan	G	6-5	205	Sr.	5th	Melbourne, Fla. (Holy Trinity Episcopal/Embry-Riddle)
4	Oscar Kao	G	6-0	170	Jr.	3rd	Tapei, Taiwan (Songshan/Marshalltown CC)
5	Chris Harris	G	6-3	205	Jr.	3rd	Antioch, Ill. (Lake Forest Academy/John A. Logan College)
10	Quatarrius Wilson	F	6-8	215	Sr.	5th	Mobile, Ala. (Gardendale/McNeese State)
11	DQ Nicholas	G	6-1	180	Fr.	1st	Atlanta, Ga. (Scotland Prep School (Pa.))
12	Evan Morrison *	F	6-6	190	Jr.	3rd	Lee's Summit, Mo. (Kansas City City East Christian Academy/John Wood CC)
13	Isaiah Gable	F	6-7	200	Jr.	3rd	Greenville, Ohio (Greenville)
15	Nana Akenten #	G	6-6	215	Jr.	3rd	Bolingbrook, Ill. (Bolingbrook/Nebraska)
20	Jakob Medina *	G	6-2	175	Fr.	1st	Chicago, Ill. (St. Patrick)
23	Sage Tolbert	F	6-8	210	So.	2nd	Richmond, Texas (Combine Academy (Charlotte, N.C.))
25	Nygal Russell	G	6-4	205	So.	3rd	Houston, Texas (ASPIRE Academy (Louisville, Ky.))
44	Darrius Agnew	F	6-8	220	Jr.	3rd	Starkville, Miss. (Starkville/East Mississippi CC)

* Walk-on

Will sit out the season due to NCAA Division I transfer regulations

Head Coach: Rick Ray, Fifth Year (Grand View College, 1994)

Assistant Coach: Keith Pickens, Second Year (Missouri State, 2013)

Assistant Coach: Tarrance Crump, First Year (Purdue, 2008)

Assistant Coach: Jason Owens, First Year (Siena Heights, 2006)

Director of Operations: Al Myers, Second Year (Wichita State, 1992)

Graduate Assistant: Mark Laros, First Year (Southeast Missouri, 2019)

Pronunciations

Nana Akenten.....na-nuh uh-ken-ten
 Khalil Cuffee.....kah-leel
 Oscar Kao.....cow
 Mark Laros.....lair-ohs
 Nygal Russell.....nye-juhl

Breakdown by Class

Seniors.....2
 Juniors.....6
 Sophomores.....4
 Freshmen.....3



2019-20 OHIO VALLEY CONFERENCE STANDINGS (AS OF DEC. 15, 2019)

	OVC					Overall					
	Record	Pct.	Home	Away	Streak	Record	Pct.	Home	Away	Neutral	Streak
Belmont	0-0	.000	-	-	-	7-3	.700	4-0	3-3	0-0	W3
Tennessee State	0-0	.000	-	-	-	7-4	.636	4-0	1-4	2-0	W1
Eastern Illinois	0-0	.000	-	-	-	6-4	.600	3-0	2-3	1-1	W2
Murray State	0-0	.000	-	-	-	5-4	.556	4-0	0-2	1-2	W1
Morehead State	0-0	.000	-	-	-	5-5	.500	4-0	1-5	0-0	L1
Austin Peay	0-0	.000	-	-	-	4-5	.444	4-0	0-5	0-0	L1
UT Martin	0-0	.000	-	-	-	3-6	.333	1-1	1-4	1-1	L2
Eastern Kentucky	0-0	.000	-	-	-	3-7	.300	3-1	0-4	0-2	L5
Southeast Missouri	0-0	.000	-	-	-	3-7	.300	2-1	0-5	1-1	L3
Tennessee Tech	0-0	.000	-	-	-	3-7	.300	2-2	1-3	0-2	L1
Jacksonville State	0-0	.000	-	-	-	2-7	.222	1-1	0-5	1-1	L4
SIU Edwardsville	0-0	.000	-	-	-	2-8	.200	1-3	1-5	0-0	L6





2019-20 SOUTHEAST MISSOURI BASKETBALL NOTES / #5 OHIO STATE

Clara, California and lost at Abilene Christian (74-63, Dec. 5), Drake (78-73, Dec. 7) and Youngstown State (65-50, Dec. 15). SEMO's lone win came against Denver (66-51, Nov. 30) at a neutral site in California.

Agnew Cracks Starting Lineup

East Mississippi Community College transfer Darrious Agnew scored double figures in each of his first two career starts at Southeast Missouri. Agnew scored 11 points and had four rebounds in his first start at Drake (Dec. 7). Eight days later, he scored a season-high 17 points and pulled down six rebounds at Youngstown State (Dec. 15).

Gable Back in Home State

Forward Isaiah Gable is the only player from Ohio on Southeast Missouri's roster. Gable scored 10 points off the bench and drained a season-best three 3-pointers at Youngstown State (Dec. 15) in the return to his home state. He is from Greenville, Ohio which is just under 100 miles from Columbus.

Nicholas Nabs First OVC Honor

Southeast Missouri guard DQ Nicholas was named Ohio Valley Conference Co-Freshman of the Week on Dec. 9. A native of Atlanta, Georgia, Nicholas had a strong week for the Redhawks averaging 14 points and 4.5 rebounds in two games. He scored 21 points

and made a perfect 14-of-14 free throws at Abilene Christian (Dec. 5). Nicholas scored 16 points and made all 14 of his free throws in the second half of that game. He then added seven points and five rebounds two days later at Drake (Dec. 7). Nicholas has scored over 20 points a team-high two times this year.

Strong Showing


After averaging under five 3-pointers made per game (4.6) through its first eight contests of the 2019-20 campaign, Southeast Missouri drained a season-best 10-of-19 treys at Drake (Dec. 7). The Redhawks heated up to shoot 52.6 percent from long range for the game and 54.5 percent (6-of-11) in the first half alone.

In the Buckeye State

The Redhawks have played eight of the 13 NCAA Division I schools in Ohio during their basketball history. Southeast Missouri is 2-11 all-time against those institutions. After facing Ohio State, Akron, Kent State, Ohio University and Wright State will be the other Ohio teams remaining that SEMO has never played.

vs. Bowling Green	0-2
vs. Cincinnati	0-2
vs. Cleveland State	1-1
vs. Dayton	0-1
vs. Miami (Ohio)	1-1
vs. Toledo	0-1

SOUTHEAST MISSOURI PROBABLE STARTERS



0

Alex Caldwell
G / 6-0 / 160 / So.
Columbia, S.C.

10.5 ppg, 2.1 rpg,
2.3 apg



3

Skyler Hogan
G / 6-5 / 205 / Sr.
Melbourne, Fla.

8.9 ppg, 4.9 rpg,
0.8 apg



11

DQ Nicholas
G / 6-1 / 180 / Fr.
Atlanta, Ga.

9.2 ppg, 2.8 rpg,
1.4 apg



23

Sage Tolbert
F / 6-8 / 210 / So.
Richmond, Texas

9.9 ppg, 6.7 rpg,
1.0 apg



44

Darrious Agnew
F / 6-8 / 220 / Jr.
Starkville, Miss.

7.9 ppg, 3.0 rpg
0.7 apg

2019-20 STATS COMPARISON

SEMO	OSU
3-7.....Record.....	9-1
0-0.....Conference Record.....	1-1
67.0.....Points Per Game.....	79.9
72.4.....Opp. Points Per Game.....	57.6
-5.4.....Scoring Margin.....	+22.3
.427.....Field Goal Percentage.....	.481
.448.....Opp. Field Goal Percentage.....	.354
.318.....3-Point Field Goal Percentage.....	.408
.350.....Opp. 3-Point Field Goal Percentage.....	.299
.655.....Free Throw Percentage.....	.731
.668.....Opp. Free Throw Percentage.....	.626
35.3.....Rebounds Per Game.....	40.4
36.1.....Opp. Rebounds Per Game.....	32.8
-0.8.....Rebounding Margin.....	7.6
9.8.....Assists Per Game.....	15.1
14.9.....Turnovers Per Game.....	12.2
-1.0.....Turnover Margin.....	+1.7
1.7.....Blocks Per Game.....	3.8
6.8.....Steals Per Game.....	5.0

THIS WEEK'S SCHEDULE/RESULTS

Monday, December 16

Marshall at Morehead State, 6 p.m., CT
Kennesaw State at Murray State, 7 p.m., CT
Eastern Illinois at Western Illinois, 7 p.m., CT
Evansville at Jacksonville State, 7:30 p.m., CT

Tuesday, December 17

SIU Edwardsville at Winthrop, 10 a.m., CT
Southeast Missouri at #3 Ohio State, 6 p.m., CT
Tennessee Tech at Lipscomb, 6:30 p.m., CT
McKendree at Austin Peay, 7 p.m., CT

Wednesday, December 18

Tennessee State at Indiana State, 6 p.m., CT
Kennesaw State at Belmont, 6:30 p.m., CT
Delaware State at Jacksonville State, 7:30 p.m., CT
UT Martin at Baylor, 9 p.m., CT

Thursday, December 19

Eastern Kentucky at Marshall, 6 p.m., CT

Saturday, December 21

Jacksonville State at Tennessee, Noon, CT
Morehead State at Ohio, Noon, CT
Blue Mountain at Tennessee State, 1 p.m., CT
Austin Peay at Duquesne, 1:30 p.m., CT
SIU Edwardsville at Detroit Mercy, 2 p.m., CT
Belmont at Alabama, 2:30 p.m., CT
Southeast Missouri at Southern Illinois, 3 p.m., CT
Western Carolina at Tennessee Tech, 4 p.m., CT
Charleston Southern at Eastern Kentucky, 6 p.m., CT
Murray State at Evansville, 6 p.m., CT
Eastern Illinois at Grand Canyon, 9 p.m., CT

Sunday, December 22

Austin Peay at Alabama State, TBA



2019-20 SOUTHEAST MISSOURI BASKETBALL NOTES / #5 OHIO STATE

HONORS & AWARDS

OVC Freshman of the Week

DQ Nicholas, G, Dec. 9

2019-20 OVC PRESEASON POLL

Team (First-Place Votes)

Belmont (17)	237
Murray State (7)	223
Jacksonville State	187
Austin Peay.....	180
UT Martin.....	154
Eastern Kentucky.....	128
Eastern Illinois.....	124
Morehead State.....	113
Tennessee State.....	90
SIU Edwardsville.....	63
Southeast Missouri.....	49
Tennessee Tech.....	36

2019-20 PRESEASON ALL-OVC TEAM

Name, Position, School

Jomaru Brown, G, Eastern Kentucky
Tevin Brown, G, Murray State
Jr. Clay, G, Tennessee Tech
Darnell Cowart, F, Murray State
Quintin Dove, F, UT Martin
Grayson Murphy, G, Belmont
Nick Muszynski, C, Belmont
Craig Randall II, G, UT Martin
Terry Taylor, G/F, Austin Peay
Jordan Walker, G, Morehead State
Josiah Wallace, G, Eastern Illinois

Preseason Player of the Year

Terry Taylor, G/F, Austin Peay

vs. Xavier	0-2
vs. Youngstown State	0-1

Ray vs. Ohio Schools

Rick Ray is 0-3 all-time against Ohio schools during his coaching career. All of those matchups came with Ray as head coach at Southeast Missouri. The Redhawks lost at Dayton (84-53) on Nov. 13, fell to Bowling Green (79-52) at home on Dec. 8 and lost at Youngstown State (65-50) on Dec. 15.

Perfect at the Free Throw Line

Freshman DQ Nicholas went a perfect 14-of-14 at the free throw line at Abilene Christian (Dec. 5). Nicholas led the Redhawks with a game-high 21 points, his second 20-point performance this season. He scored 16 of his points in the second half. Nicholas was the first Southeast Missouri player to make 14 free throws in a game since Denzel Mahoney went 14-of-15 and scored 34 points vs. Tennessee State (Mar. 1, 2017).

Solid Offense

Southeast Missouri scored the most points against Drake in the Knapp Center of any opponent this season when it dropped in 73 on Dec. 7. The Bulldogs, who were Co-Missouri Valley Conference Champions in 2018-19, did not allow more than 58 points in their first five home games before hosting the Redhawks. SEMO led Drake for over 30 minutes in that game.

Knocking Them Down

The Redhawks made 21-of-22 free throws in the second half against Abilene Christian (Dec. 5). Southeast Missouri finished shooting a season-best 85.7 percent (24-of-28) at the free throw line in that game. The 24 free throws made were SEMO's second-most this year.

Double-Digit Scorers

Southeast Missouri enters Tuesday's matchup with one active player averaging double figures in the scoring column. Alex Caldwell is averaging 10.5 points a game behind guard Chris Harris (15.5 ppg), who is currently out with a knee injury.

Caldwell Named to Cable Car Classic All-Tournament Team

Sophomore guard Alex Caldwell was named to this year's Cable Car Classic All-Tournament Team. Caldwell averaged 14.3 points, two rebounds, two assists and 3.3 steals per game in three starts during the tournament. He also went a perfect 10-of-10 at the free throw line and scored double figures in all three contests.

November Wrap

Southeast Missouri closed out its first month of the season with a 66-51 win over Denver on Nov. 30. It marked the third year in a row where the Redhawks ended November with a victory.

Nice Defense

The Redhawks held Denver to just 51 points in their 66-51 victory on Nov. 30. It was the lowest point total Southeast Missouri held an opponent to since Chattanooga scored 42 against the Redhawks on Nov. 17, 2018. SEMO also limited the Pioneers to only 1-of-16 from 3-point range.

Harris Out for Ohio Swing

Guard Chris Harris will not play in Southeast Missouri's games at Youngstown State (Dec. 15) and Ohio State (Dec. 17) due to a knee injury. Harris sustained his injury during practice prior to the Redhawks matchup with The Citadel (Nov. 19). He missed SEMO's last seven contests. Harris leads the Redhawks in scoring with 15.5 ppg.

Double-Doubles

Southeast Missouri is second in the Ohio Valley Conference with three double-doubles this season. Quatarrius Wilson has two and Sage Tolbert has one for the Redhawks thus far.

Quatarrius Wilson, 12 points, 13 rebounds
at Vanderbilt (Nov. 6)

Sage Tolbert, 13 points, 10 rebounds
vs. Cal State Fullerton (Nov. 27)

Quatarrius Wilson, 10 points, 11 rebounds
vs. Denver (Nov. 30)



2019-20 SOUTHEAST MISSOURI BASKETBALL NOTES / #5 OHIO STATE

Double Figure Games

Guards Skyler Hogan, Alex Caldwell and Sage Tolbert each lead the team with five double-digit games in 2019-20. Hogan (21), Caldwell (13) and Tolbert (10) have combined for a total of 44 double figure scoring games during their careers.

3-Point Difference

Southeast Missouri has made 54 three-pointers through nine games. The Redhawks are averaging 5.4 three-pointers per contest and made 31.8 percent (54-of-170) for a ninth-place ranking in the Ohio Valley Conference. Opponents have made 79 threes and hold a 237-162 (+75) advantage in points behind the 3-point line.

Down to the Wire

Southeast Missouri won two of its first three games at home by one point. Chris Harris buried a 3-pointer with 27 seconds left to send SEMO to a 79-78 victory over Purdue Fort Wayne on Nov. 10. Twelve days later, Alex Caldwell drained a 3-pointer with 17 seconds on the clock to grab SEMO a 72-71 win over Missouri S&T (Nov. 22).

Road Warriors

Southeast Missouri is in an eight-game road trip that keeps the Redhawks out of Cape Girardeau for over a month. The Redhawks were in Santa Clara, California for the Cable Car Classic (Nov. 27, 29 & 30) over Thanksgiving. SEMO then played at Abilene Christian (Dec. 5). The Redhawks close out their lengthy stretch with trips to Drake (Dec. 7), Youngstown State (Dec. 15), Ohio State (Dec. 17) and Southern Illinois (Dec. 21). SEMO's next home game is not until after Christmas when it hosts Missouri Baptist (Dec. 29).

Redhawks Get First Win

Southeast Missouri picked up its first win of the season with a gritty performance against Purdue Fort Wayne (Nov. 10). SEMO saw a 15-point lead disappear, but made some big defensive stops and a clutch shot down the stretch to beat the Mastodons, 79-78.

Nicholas Drops in 24

Freshman guard DQ Nicholas became the first Southeast Missouri player to score over 20 points in a game when he dropped in a game-high 24 against The Citadel (Nov. 19). Nicholas made 9-of-16 field goals and 5-of-6 free throws. He ranks fourth on the team with 9.7 points per game.

OVC Rankings

Here are Southeast Missouri's ranking in the Ohio Valley Conference through 10 games. Only those ranked in the top five are listed.

Team

4th in Defensive Rebound Pct. (.744)

Individual

Sage Tolbert

5th in Offensive Rebounds (2.5 rpg)

Mileage Chart

Southeast Missouri has logged some serious miles over its several week road trip. SEMO is visiting six different states (California, Texas, Iowa, Ohio, Illinois, Indiana) during its longest road stretch of the season. In all, the Redhawks will rack up 6,824 miles between charter bus and flight travel. Here's an approximate travel log.

Cable Car Classic (Nov. 27, 29 & 30)

Cape Girardeau to St. Louis, Mo. (Bus)	115
St. Louis to San Jose, Calif. (Flight)	1,715
San Jose, Calif. to St. Louis (Flight)	1,715
St. Louis to Cape Girardeau, Mo. (Bus)	115
Total Mileage	3,660

Abilene Christian (Dec. 5) & Drake (Dec. 7)

Cape Girardeau to St. Louis, Mo. (Bus)	115
St. Louis to Dallas, Texas (Flight)	550
Dallas, Texas to Des Moines, Iowa (Flight)	624
Des Moines, Iowa to Hannibal, Mo. (Bus)	235
Hannibal to Cape Girardeau, Mo. (Bus)	218
Total Mileage	1,742

Youngstown State (Dec. 15) & Ohio State (Dec. 17)

Cape Girardeau to St. Louis, Mo. (Bus)	115
St. Louis to Cleveland, Ohio (Flight)	487
Cleveland to Youngstown, Ohio (Bus)	74
Youngstown to Columbus, Ohio (Bus)	172

SHOW ME CENTER INFORMATION

Photographers

Photographers working the floor level at the Show Me Center are required to shoot from behind the dash lines along the baselines and must sit on the floor in those areas. The Director of Strategic Communications may identify other positions off the court where photographers may work, provided the view is not blocked for fans. At no time may photographers work directly from behind the official scorer's table and team benches, and in front of any courtside signage. No tripods may be placed on or beside the court.

Postgame Procedure

All interview requests for Southeast student-athletes must be made to a member of the Southeast Missouri Strategic Communications staff prior to the end of each game. Student-athletes will be escorted to postgame press conferences in the front meeting rooms of the Show Me Center. Media representatives are not allowed in the dressing room area. Redhawks head coach Rick Ray will address the media during press conferences after every game and the opposing head coach will be invited upon request. Ray will join press conferences immediately after his postgame radio obligation with the Redhawks Radio Network.

Credentials

Credentials are required for entrance to the Show Me Center. To request season or single game credentials, please contact Southeast Missouri Assistant Director of Athletics for Strategic Communications Jeff Honza by phone (573) 651-2933 or email jhonza@semo.edu / redhawk1@me.com. Credentials can be picked up at the NCAA pass gate located inside the main entrance of the Show Me Center.

Press Row

Media will be issued assigned seats course side on the north side of the Show Me Center. Press row is reserved for working media only. Professional decorum is expected at all times. Cheering or outward expression is strictly prohibited.

Gameday Information

Game notes, rosters, statistics and other information is available on press row and in the media workroom at the Show Me Center on gamedays. Weekly releases will be published online at GoSoutheast.com.

Phone Lines

One phone line will be provided to the visiting team's official radio station courtesy of the Redhawks Radio Network. If additional phone lines are needed, they must be secured by calling (573) 651-2275 at least one week in advance.

Wireless Internet

The Show Me Center is equipped with wireless internet. Please see a member of the Southeast Missouri Strategic Communications staff for login information.



2019-20 SOUTHEAST MISSOURI BASKETBALL NOTES / #5 OHIO STATE

Columbus, Ohio to Terre Haute, Ind. (Bus)	252
Terre Haute, Ind. to Cape Girardeau, Mo. (Bus)	230
Total Mileage	1,330

Southern Illinois (Dec. 21)

Cape Girardeau, Mo. to Carbondale, Ill. (Bus)	46
Carbondale, Ill. to Cape Girardeau, Mo. (Bus)	46
Total Mileage	92

Home-Opening Win

With their 79-78 victory over Purdue Fort Wayne (Nov. 10), the Redhawks improved to 23-6 all-time in home-openers since joining the NCAA Division I ranks in 1991-92. Southeast Missouri opened its home slate with a win for the seventh time in eight years and has posted victories in 14 of its last 17 home-opening dates. The Redhawks won their fourth-straight home-opener under head coach Rick Ray.

About Ohio State

Ohio State suffered its first loss of the season at Minnesota, 84-71, on Dec. 15. OSU leads the nation in scoring margin with a +22.3 mark. The Buckeyes are also sixth in the country in field goal percentage defense (.354), 12th in scoring defense (.576) and 13th in 3-point field goal percentage (.408). Kaleb Wesson leads OSU in scoring with 13.9 points per game. Duane Washington Jr., who did not play against Minnesota, follows with 11.4 and D.J. Carton is scoring 10.8 points per contest. The Buckeyes lead the Big Ten with 93 three-pointers made.

Strong Start for Harris

Chris Harris opened his Southeast Missouri career with back-to-back double-digit scoring games and drained a game-winning 3-pointer to give the Redhawks their first victory of the season. A native of Antioch, Illinois, Harris averaged 15.5 points per game and was SEMO's leading scorer in each of the first two games of the 2019-20 campaign. All of his points came off the bench as he scored 15 at SEC member Vanderbilt (11/6) and followed that up with 16 vs. Purdue Fort Wayne (11/10). Harris put the Redhawks ahead by one with his 3-pointer with 27 seconds left against the Mastodons. For the week, Harris shot 60

percent (9-of-15) from the field, 80 percent (8-of-10) at the free throw line and a scorching 71.4 percent (5-of-7) from 3-point range.

Mr. Double-Double

Quatarrius Wilson registered the 16th double-double of his college career and second in a Southeast Missouri uniform when he finished with 10 points and 11 rebounds vs. Denver (Nov. 30). Wilson previously had a Southland Conference leading 14 double-doubles during the 2017-18 season at McNeese State.

Division I Debuts

Five players, including guard Chris Harris, forwards Darrious Agnew and Evan Morrison, and guards DQ Nicholas and Jordan Love made their NCAA Division I debuts in 2019-20. Harris, who is currently out with a knee injury, averaged 15.5 points per game in his first two contests.

Big Stops

Southeast Missouri's defense locked down to draw a charge and get two stops in the final 35 seconds to secure its 79-78 win over Purdue Fort Wayne (Nov. 10). Isaiah Gable stepped in front of Dylan Carl to draw a big foul with 35 seconds on the clock. The Mastodons then had two chances in the final six seconds, but SEMO forced a missed 3-pointer and layup to come away with the win.

Welcome to Division I Basketball

Six of the 15 players on Southeast Missouri's 2019-20 roster never played NCAA Division I basketball. DQ Nicholas, Jordan Love, Chris Harris, Evan Morrison, Jakob Medina and Darrious Agnew formed that group entering the year. Nicholas, Harris, Agnew, Love and Morrison have played so far this season.

Owens and Crump Join Coaching Staff

Southeast Missouri added assistant coaches Tarrance Crump and Jason Owens to its staff in June. Crump spent three years as an assistant coach at fellow Ohio Valley Conference member SIU Edwardsville (2016-18). SEMO head coach Rick Ray coached Crump when he was a student-athlete at

Purdue. Owens joined the Redhawks after working two years as an assistant coach on Kim Anderson's staff at Pittsburg State.

Worth Noting

Of the 353 NCAA Division I men's basketball programs in the nation and discounting the Historically Black Colleges and Universities, Southeast Missouri is one of only five programs that have full-time coaching staffs comprised entirely of African-Americans. SEMO joins Georgetown, North Carolina State, Houston and Detroit Mercy

Ready to Go

McNeese State transfer forward Quatarrius Wilson sat out the 2018-19 season due to NCAA Division I transfer regulations. He had surgery on his right thumb in early July and missed six weeks before returning to the court in mid-August. Wilson earned Third-Team All-Southland Conference honors after averaging a double-double 10.9 points and 10.2 rebounds per game in 28 starts for McNeese State in 2017-18. Wilson was projected to be a Second-Team All-Ohio Valley Conference selection in Athlon Sports' preseason picks.

Fifth Year for Ray

Rick Ray is in his fifth year as head coach at Southeast Missouri. The Redhawks finished their 2018-19 season with an overall record of 10-21 and 5-13 Ohio Valley Conference mark. Prior to his first head coaching job at Mississippi State, Ray made the NCAA Tournament as an assistant coach with three different programs, including Purdue, Clemson and Indiana State.

Returning Scorers

Southeast Missouri has three of its top four scorers back from last season. Skyler Hogan (10.6 ppg), Alex Caldwell (8.7 ppg) and Isaiah Gable (8.1 ppg) ranked second, third and fourth on the team in 2018-19, respectively. The trio accounted for 35 percent of the Redhawks scoring output.



2019-20 SOUTHEAST MISSOURI BASKETBALL NOTES / #5 OHIO STATE

Roster Makeup

The Redhawks 2019-20 roster consists of 15 players, including two seniors, six juniors, four sophomores and three freshmen. Southeast Missouri has a total of six newcomers on this year's squad. SEMO's roster is comprised of players from nine different states (Alabama, Florida, Georgia, Illinois, Mississippi, Missouri, North Carolina, Ohio, South Carolina).

Season 113

Southeast Missouri is in its 113th season of basketball. This year marks SEMO's 29th as an NCAA Division I program. The Redhawks are 338-488 all-time at the Division I level. SEMO joined the Division I ranks in 1991-92.

OVC Top-Five

The Redhawks ranked among the top-five in the Ohio Valley Conference in five categories a year ago. Southeast Missouri was second in 3-point field goal percentage defense (.320), third in 3-point field goals made (8.6 per game), fourth in both 3-point field goal percentage (.370) and defensive rebounding percentage (.717), and fifth in defensive rebounds (25.7 rpg).

Redhawks 11th in OVC Preseason Poll

Southeast Missouri was picked 11th in the 2019-20 Ohio Valley Conference Basketball Preseason Poll announced Oct. 22 during the league's annual media day at the Double Tree Hotel. SEMO tallied 49 points in the overall voting by the OVC Head Coaches and Communication Directors. Belmont, which received 17 of the 24 first-place votes, was tabbed this year's favorite. Murray State followed with 223 points and seven first-place nods. The Bruins and Racers shared the OVC regular-season title last season. MSU won the OVC Tournament crown and both teams advanced to the NCAA Tournament. Jacksonville State (187 pts.), Austin Peay (180 pts.), UT Martin (154 pts.), Eastern Kentucky

(128 pts.), Eastern Illinois (124 pts.), Morehead State (113 pts.), Tennessee State (90 pts.) and SIU Edwardsville (63 pts.) were also picked ahead of SEMO. Tennessee Tech completed the poll with 36 points. Austin Peay guard/forward Terry Taylor was selected Preseason OVC Player of the Year.

Redhawks in Professional Basketball

Antonius Cleveland, who was at Southeast Missouri for four years from 2013-17, plays for the Dallas Mavericks and is on a two-way contract with the Texas Legends of the NBA G League. Cleveland re-signed with the Mavericks on July 25, 2019. He has played in a total of 17 NBA games between his time with Dallas (13) and Atlanta (4). Cousins Tyler Stone and Jarekious Bradley, once teammates at Southeast Missouri, are both playing overseas. Stone is with New Basket Brindisi of the Italian Lega Basket Serie A (LBA) and Bradley is with Joensuu Kataja Basket in Finland. Stone also played professionally in Turkey, Greece, Japan, Israel and Russia before joining his current team in Italy. Meanwhile, Bradley played in Slovakia and Germany before joining his current team in Finland.

Redhawks Sign Highly Talented Duo

Southeast Missouri signed point guard Phil Russell and forward Ramean Hinton for the 2020-21 season during the opening day of the NCAA early signing period on Nov. 13. Russell (5'10", 165) comes to SEMO from Vashon High School (St. Louis) and Hinton (6'4", 180) joins the Redhawks from Curie High School (Chicago). Russell started at point guard the last two seasons leading Vashon to 47 wins over that span. The Wolverines won a Class 3 State Championship in March, Vashon's third in four years. In the semifinal matchup against Charleston High School, Russell drained four 3-pointers and scored 20 points. Along with his ability to score, Russell also dished out nearly 180 assists during his junior campaign. Hinton averaged 15 points and seven rebounds for Curie High School, which went 35-2 overall and didn't lose to a Chicago-area school last season. In the Chicago Public League championship game against Morgan Park, Hinton turned in a double-double 21 points and 13

rebounds. UAB, Saint Louis, Kent State, Green Bay, Kansas State, New Mexico, Colorado State and Tulsa were other schools that recruited Hinton in addition to SEMO. Hinton and Russell fashioned an impressive combined record of 61-6 in their games as juniors.

Suits and Sneakers Week is Jan. 20-26

Coaches vs. Cancer Suits and Sneakers Week is scheduled for Jan. 20-26, 2020. It is a nationwide event when basketball coaches across the country unite for a common cause -- saving lives from cancer! Coaches and their staffs across the nation wear sneakers with their suits during games to raise awareness and help save lives from cancer by raising funds and encouraging people to educate themselves about cancer prevention, screening, and early detection. The Coaches vs. Cancer program is a nationwide collaboration between the American Cancer Society and the National Association of Basketball Coaches. This initiative leverages the personal experiences, community leadership, and professional excellence of coaches nationwide to increase cancer awareness and promote healthy living through year-round awareness efforts, fundraising activities, and advocacy programs. Since 1993, coaches have raised over \$100 million for the American Cancer Society.





HEAD COACH RICK RAY



- Head Coach
- Fifth Year
- Grand View College, 1994

RICK RAY

Rick Ray begins his fifth year as head coach at Southeast Missouri. SEMO concluded its 2018-19 campaign with an overall record of 10-21 and 5-13 in the Ohio Valley Conference.

The Redhawks return three starters from last year's team which ranked second in the OVC in 3-point field goal percentage defense (.320), third in 3-point field goals made (8.6 per game) and fourth in 3-point field goal percentage (.370). SEMO also tied for fourth in defensive rebounding percentage (.717) and rated fifth in defensive rebounds (25.7 rpg).

The year before, SEMO finished its 2017-18 season with an overall record of 14-17 and 8-10 mark in the OVC. The Redhawks were seventh in the league standings, three spots ahead of where they were picked in the preseason poll.

The Redhawks drained a single-season school record 289 three-pointers in Ray's third year as head coach. SEMO made 10 or more 3-pointers in 15 contests and led the OVC with a .392 three-point field goal percentage.

Guards Denzel Mahoney and Ledarrius Brewer represented SEMO on the 2017-18 All-Ohio Valley Conference teams.

Mahoney earned first-team honors, while Brewer secured All-Newcomer accolades.

Ray led SEMO to a +10 increase in the win column as the Redhawks were the 22nd Most Improved Team in NCAA Division I Basketball during the 2016-17 season. SEMO finished at 15-18 and second in the OVC West Division with a 9-7 record after going 5-24 and placing last in the league in 2015-16.

SEMO made its 15th all-time OVC Tournament appearance with Ray winning the first game he coached at the event when the Redhawks erased a 14-point deficit to beat Tennessee State in overtime.

Statistically, SEMO made huge strides from the previous season. The Redhawks ranked among the top-five in the OVC in several categories, including steals (1st, 7.7), assist/turnover ratio (5th, 1.1) and 3-point field goals made (5th, 8.0). SEMO made its biggest jump from the 2015-16 season in turnover margin (8th to 1st), 3-point field goal percentage (last to 2nd) and free throw percentage (last to 2nd). Nationally, the Redhawks went from 331st to 49th in free throw percentage and 336th to 59th in total 3-point field goals made, while improving in many other areas during

the 2016-17 campaign.

Additionally, Ray coached a pair of All-OVC selections in guards Antonius Cleveland and Mahoney. Cleveland, who earned first-team honors, became the first SEMO player to make the national College Slam Dunk Championship. Cleveland most recently re-signed with the Dallas Mavericks on a two-way contract with the Texas Legends (NBA G League).

Mahoney was the league's Freshman of the Year, a second-team pick, All-Newcomer selection and OVC All-Tournament Team honoree. It was the first time the Redhawks had multiple All-OVC selections since 2013-14 (Tyler Stone, Jarekious Bradley).

Following the 2016-17 campaign, Ray received a two-year contract extension that runs through the 2020-21 season.

Ray was introduced as the 20th head coach in SEMO men's basketball history on April 13, 2015. He is the first African-American head coach in the 112-year history of the program.

A tireless worker, Ray is structuring his program to achieve success both on the court and in the classroom.

SEMO posted a 3.31 GPA during Summer, 2019. The Redhawks had seven players obtain a 4.0 GPA and 12 achieve a 3.0 or higher mark.

In his first summer on the job, Ray challenged his players to excel academically and they did so by accumulating a 3.38 grade point average, the program's highest in a summer term.

Twelve of the 15 players enrolled in summer classes

posted a 3.0 or higher GPA. To take it even further, Ray convinced other players to remain on campus and finish what they started. As a result, seven players graduated. Nino Johnson, Jarekious Bradley, Darrian Gray and J.J. Thompson, along with former players Corey Wilford, Waylon Jones and Dainmon Gonner all earned their bachelor degrees.

The next summer, the Redhawks recorded a 3.33 GPA with six players achieving a 4.0 and 11 notching a 3.0 or higher GPA.

In Fall, 2017, SEMO's men's basketball team made the biggest improvement of all Redhawk athletic teams from the previous Fall, 2016 semester when it raised its grade point average .613 points to a 3.08. That fall, the basketball team was the only men's sport that registered a 3.0 GPA.

Ray's 2015-16 team was the first to play in a newly-renovated Show Me Center, which has served as home to Redhawk Basketball since 1987.

One of the best basketball arenas in the OVC, the Show Me Center received a new state-of-the-art center-hung video board, brand new telescopic seating, a new exterior roof and additional improvements to lighting and sound systems. All renovations were completed for the 2015-16 campaign.

Prior to SEMO, Ray spent three seasons as head coach at Mississippi State. He led the Bulldogs to a 2-2 mark in the SEC Tournament, including an upset win against Vanderbilt in 2013-14. Ray helped the development of two All-SEC



HEAD COACH RICK RAY

freshmen in Craig Sword and Gavin Ware, as his recruiting classes received national attention. In addition, Ray had a 100 percent graduation rate during his tenure at MSU.

Certainly no stranger to NCAA postseason play, Ray has been an assistant at three different institutions that enjoyed success at the highest level.

Before arriving in Starkville, Mississippi, Ray spent two seasons at Clemson, where he was associate head coach to Brad Brownell. Ray also spent four successful years on the staff of Matt Painter at Purdue. He began his Division I coaching career at Indiana State, serving seven seasons.

All three programs participated in the NCAA Tournament. While at Clemson coaching in the highly-competitive Atlantic Coast Conference, the Tigers won 38 games during Ray's two-year stint as associate head coach. In 2010-11, the Tigers finished the year with a 22-12 overall record and 9-7 mark in the ACC en route to making the NCAA Tournament for the fourth-straight season. Clemson advanced to the second round of the tournament that year.

Ray was an assistant coach from 2006-10 under Painter at Purdue, where the Boilermakers won 103 games during his first four years on staff, including 15 victories over Top 25 competition. During his tenure, Purdue advanced to the NCAA Tournament each season and made the Sweet 16 his last two years there.

In 2009, the Boilermakers won the Big Ten Tournament and

secured a No. 5 seed in the NCAA Tournament. A year later, Ray helped the Boilermakers to 29 wins, tied for the most in Purdue history for a single season. Purdue earned a No. 4 seed and lost in the round of 16 to eventual NCAA champion Duke during the 2010 NCAA Tournament.

Ray was part of the 2006-07 Purdue staff that signed arguably the top class in school history, a group that was rated No. 5 nationally by Scout.com and No. 6 by Rivals.com. That class included All-Americans Robbie Hummel and JaJuan Johnson and current NBA player E'Twaun Moore.

While at Purdue, Ray was on Painter's staff that also included Cuonzo Martin (Missouri head coach), and Paul Lusk (former Missouri State head coach).

Ray coached at Missouri Valley Conference member Indiana State for a period of seven years (1997-2004), helping ISU to consecutive 20-win seasons and NCAA Tournament appearances in 1999-2000 and 2000-01. In 1999-2000, the Sycamores compiled a 14-4 record in the MVC and won the regular season title. ISU then won the MVC Tournament the following season. The Sycamores later upset No. 4 seed Oklahoma in the first round of the 2001 NCAA Tournament. In addition, Ray was part of the ISU staff that defeated perennial power Indiana in back-to-back seasons.

Following his time at ISU, Ray spent two seasons (2004-06) as an assistant coach and recruiting coordinator at Northern

Illinois. In 2005-06, the Huskies were regular season Western Division champions in the Mid-American Conference for the first time in school history with a 17-11 overall record and 12-6 ledger in the MAC.

Ray began his coaching career as a graduate assistant at the University of Nebraska-Omaha, a Division II program. He helped orchestrate a seven-win turnaround during his second season in 1996-97.

A standout player for Grand View College (Iowa), Ray was an All-American Scholar-Athlete and honorable mention all-conference performer in 1993.

He earned his undergraduate

degree in applied mathematics and secondary education from Grand View in 1994. Ray received his master's degree in athletic administration from Nebraska-Omaha in 1997.

Those type of heralded credentials helped Ray make the transition to head coach.

In 2013, he was the recipient of Grand View's Distinguished Alumni Award.

Born in Gardena, California, Ray moved to Kansas City, Kansas with his family when he was six years old.

Ray and his wife, Breyana, have two sons, Deacon and Mason, and a daughter, Katriece.





RICK RAY YEAR-BY-YEAR RECORDS

<u>Year</u>	<u>School</u>	<u>Assignment</u>	<u>Record</u>	<u>Conference</u>	<u>Postseason</u>
1995-96	Nebraska-Omaha	Graduate Assistant	-	-	-
1996-97	Nebraska-Omaha	Graduate Assistant	-	-	-
1997-98	Indiana State	Assistant Coach	16-11	10-8	-
1998-99	Indiana State	Assistant Coach	15-12	10-8	-
1999-00	Indiana State	Assistant Coach	22-10	14-4	NCAA Tournament First Round
2000-01	Indiana State	Assistant Coach	22-12	10-8	NCAA Tournament Second Round
2001-02	Indiana State	Assistant Coach	6-22	4-14	-
2002-03	Indiana State	Assistant Coach	7-24	2-16	-
2003-04	Indiana State	Assistant Coach	9-19	5-13	-
2004-05	Northern Illinois	Assistant Coach	11-17	7-11	-
2005-06	Northern Illinois	Assistant Coach	17-11	12-6	-
2006-07	Purdue	Assistant Coach	22-12	9-7	NCAA Tournament Second Round
2007-08	Purdue	Assistant Coach	25-9	15-3	NCAA Tournament Second Round
2008-09	Purdue	Assistant Coach	27-10	11-7	NCAA Tournament Sweet 16
2009-10	Purdue	Assistant Coach	29-6	14-4	NCAA Tournament Sweet 16
2010-11	Clemson	Associate Head Coach	22-12	9-7	NCAA Tournament Second Round
2011-12	Clemson	Associate Head Coach	16-15	8-8	-
2012-13	Mississippi State	Head Coach	10-22	4-14	-
2013-14	Mississippi State	Head Coach	14-19	3-15	-
2014-15	Mississippi State	Head Coach	13-19	6-12	-
2015-16	Southeast Missouri	Head Coach	5-24	2-14	-
2016-17	Southeast Missouri	Head Coach	15-18	9-7	OVC Tournament Quarterfinals
2017-18	Southeast Missouri	Head Coach	14-17	8-10	-
2018-19	Southeast Missouri	Head Coach	10-21	5-13	-
2019-20	Southeast Missouri	Head Coach	3-7	0-0	-

Career Record: 83-147 (8 years)


Record at Southeast Missouri: 46-87, 24-44 OVC (5 years)

Record at Mississippi State: 37-60, 13-41 SEC (3 years)

Record as a college assistant/associate head coach: 266-202



RADIO/TV ROSTER



0 Alex Caldwell
G / 6-0 / 160 / So.
Columbia, S.C.



1 Khalil Cuffee
G / 6-4 / 205 / So.
Fairburn, Ga.




2 Jordan Love
G / 6-5 / 180 / R-Fr.
Durham, N.C.



3 Skyler Hogan
G / 6-5 / 205 / Sr.
Melbourne, Fla.



4 Oscar Kao
G / 6-0 / 170 / Jr.
Tapei, Taiwan



5 Chris Harris
G / 6-3 / 205 / Jr.
Antioch, Ill.



10 Quatarrius Wilson
F / 6-8 / 215 / Sr.
Mobile, Ala.



11 DQ Nicholas
G / 6-1 / 180 / Fr.
Atlanta, Ga.




12 Evan Morrison
F / 6-8 / 190 / Jr.
Lee's Summit, Mo.




13 Isaiah Gable
F / 6-7 / 200 / Jr.
Greenville, Ohio



15 Nana Akenten
G / 6-6 / 215 / Jr.
Bolingbrook, Ill.



20 Jakob Medina
G / 6-2 / 175 / Fr.
Chicago, Ill.



23 Sage Tolbert
F / 6-8 / 210 / So.
Richmond, Texas



25 Nygal Russell
G / 6-4 / 205 / So.
Houston, Texas



44 Darrious Agnew
F / 6-8 / 220 / Jr.
Starkville, Miss.



Rick Ray
Head Coach
Fifth Year



Keith Pickens
Assistant Coach
Second Year




Tarrance Crump
Assistant Coach
First Year



Jason Owens
Assistant Coach
First Year



Al Myers
Dir. of Operations
Second Year



Mark Laros
Graduate Assistant





2019-20 OVERALL STATISTICS



2019-20 Southeast Missouri Basketball Southeast Missouri Combined Team Statistics (as of Dec 15, 2019) All games



RECORD:	OVERALL	HOME	AWAY	NEUTRAL
ALL GAMES	3-7	2-1	0-5	1-1
CONFERENCE	0-0	0-0	0-0	0-0
NON-CONFERENCE	3-7	2-1	0-5	1-1

#	Player	gp-gs	min	avg	Total		3-Point		F-Throw		Rebounds				pf	dq	a	to	blk	stl	pts	avg
					fg-fga	fg%	3fg-fga	3fg%	ft-fa	ft%	off	def	tot	avg								
05	HARRIS, Chris	2-0	54	27.0	9-15	.600	5-7	.714	8-10	.800	0	6	6	3.0	5	0	2	5	1	0	31	15.5
00	CALDWELL, Alex	10-10	314	31.4	37-97	.381	13-40	.325	18-23	.783	3	18	21	2.1	20	1	23	24	4	13	105	10.5
23	TOLBERT, Sage	10-10	247	24.7	34-59	.576	0-3	.000	31-50	.620	25	42	67	6.7	28	0	10	23	2	8	99	9.9
11	NICHOLAS, DQ	10-9	255	25.5	28-66	.424	8-22	.364	28-37	.757	1	27	28	2.8	17	0	14	21	1	8	92	9.2
03	HOGAN, Skyler	10-10	268	26.8	34-71	.479	13-31	.419	8-12	.667	4	45	49	4.9	17	1	8	16	0	6	89	8.9
44	AGNEW, Darrious	10-2	138	13.8	30-61	.492	2-5	.400	17-26	.654	10	20	30	3.0	21	0	7	10	0	9	79	7.9
10	WILSON, Quatarrius	10-8	211	21.1	21-57	.368	1-6	.167	23-38	.605	24	38	62	6.2	34	3	10	16	8	7	66	6.6
13	GABLE, Isaiah	10-0	198	19.8	18-47	.383	9-31	.290	2-7	.286	3	23	26	2.6	19	0	7	8	0	3	47	4.7
25	RUSSELL, Nygal	9-0	122	13.6	11-35	.314	1-13	.077	5-6	.833	1	19	20	2.2	13	0	3	12	1	4	28	3.1
04	KAO, Oscar	10-1	151	15.1	12-38	.316	1-8	.125	3-7	.429	4	4	8	0.8	20	1	14	8	0	7	28	2.8
02	LOVE, Jordan	5-0	30	6.0	2-6	.333	1-3	.333	1-4	.250	0	2	2	0.4	0	0	0	1	0	2	6	1.2
12	MORRISON, Evan	4-0	12	3.0	0-1	.000	0-1	.000	0-0	.000	0	0	0	0.0	1	0	0	0	0	1	0	0.0
Team											17	17	34				5					
Total.....		10	2000		236-553	.427	54-170	.318	144-220	.655	92	261	353	35.3	195	6	98	149	17	68	670	67.0
Opponents.....		10	2000		253-565	.448	79-226	.350	139-208	.668	90	271	361	36.1	198	-	142	139	35	64	724	72.4

TEAM STATISTICS

	SEMO	OPP
SCORING	670	724
Points per game	67.0	72.4
Scoring margin	-5.4	-
FIELD GOALS-ATT	236-553	253-565
Field goal pct	.427	.448
3 POINT FG-ATT	54-170	79-226
3-point FG pct	.318	.350
3-pt FG made per game	5.4	7.9
FREE THROWS-ATT	144-220	139-208
Free throw pct	.655	.668
F-Throws made per game	14.4	13.9
REBOUNDS	353	361
Rebounds per game	35.3	36.1
Rebounding margin	-0.8	-
ASSISTS	98	142
Assists per game	9.8	14.2
TURNOVERS	149	139
Turnovers per game	14.9	13.9
Turnover margin	-1.0	-
Assist/turnover ratio	0.7	1.0
STEALS	68	64
Steals per game	6.8	6.4
BLOCKS	17	35
Blocks per game	1.7	3.5
ATTENDANCE	3493	15966
Home games-Avg/Game	3-1164	5-3011
Neutral site-Avg/Game	-	2-456

Score by Periods	1st	2nd	Totals
Southeast Missouri	326	344	670
Opponents	357	367	724

Date	Opponent		Score	Att.
11-06-19	at Vanderbilt	L	65-83	8097
11-10-19	PURDUE FORT WAYNE	W	79-78	1685
11-19-19	THE CITADEL	L	69-74	1087
11-22-19	MISSOURI S&T	W	72-71	721
! 11-27-19	vs Cal St. Fullerton	L	57-64	912
! 11-29-19	at Santa Clara	L	75-87	1009
! 11-30-19	vs Denver	W	66-51	0
12-05-19	at Abilene Christian	L	64-73	1982
12-07-19	at Drake	L	73-78	2723
12-15-19	at Youngstown St.	L	50-65	1243

* = Conference game

! = Cable Car Classic (Santa Clara, Calif.)



2018-19 FINAL OVC STATISTICS



2018-19 Southeast Missouri Basketball Southeast Missouri Combined Team Statistics (as of Sep 24, 2019) Conference games only



RECORD:	OVERALL	HOME	AWAY	NEUTRAL
ALL GAMES	5-13	4-5	1-8	0-0
CONFERENCE	5-13	4-5	1-8	0-0
NON-CONFERENCE	0-0	0-0	0-0	0-0

##	Player	gp-gs	min	avg	Total		3-Point		F-Throw		Rebounds				pf	dq	a	to	blk	stl	pts	avg
					fg	fga	fg%	3fg	3fga	3fg%	ft	fta	ft%	off	def	tot						
25	BREWER, Ledarius	16-10	454	28.4	61-162	.377	22-71	.310	42-55	.764	13	53	66	4.1	33	0	31	45	7	22	186	11.6
13	GABLE, Isaiah	18-11	433	24.1	61-117	.521	35-76	.461	22-28	.786	12	48	60	3.3	30	0	18	14	1	7	179	9.9
03	HOGAN, Skyler	17-15	441	25.9	59-141	.418	16-55	.291	21-30	.700	6	49	55	3.2	22	0	19	20	0	13	155	9.1
30	MCGLOTHAN, Gabe	18-11	413	22.9	64-133	.481	15-34	.441	18-28	.643	38	89	127	7.1	59	1	17	32	9	13	161	8.9
00	CALDWELL, Alex	12-5	265	22.1	30-70	.429	12-31	.387	21-27	.778	6	9	15	1.3	28	0	14	18	1	11	93	7.8
05	DALTON, Jonathan	18-16	531	29.5	37-94	.394	11-27	.407	41-55	.745	6	37	43	2.4	32	0	56	34	0	19	126	7.0
11	RUSSELL, Nygal	18-8	297	16.5	33-93	.355	11-34	.324	37-50	.740	7	33	40	2.2	38	1	28	24	2	8	114	6.3
23	TOLBERT, Sage	18-14	346	19.2	40-87	.460	2-4	.500	31-52	.596	27	48	75	4.2	52	5	3	32	11	7	113	6.3
42	LAROS, Mark	18-0	267	14.8	47-81	.580	4-12	.333	7-11	.636	14	28	42	2.3	26	0	5	18	4	4	105	5.8
04	KAO, Oscar	12-0	122	10.2	16-30	.533	9-14	.643	2-2	1.000	1	8	9	0.8	10	0	16	12	0	6	43	3.6
01	CUFFEE, Khalil	6-0	30	5.0	6-11	.545	4-7	.571	3-4	.750	1	0	1	0.2	7	1	1	3	0	0	19	3.2
15	LEWIS, Donnie	12-0	126	10.5	2-4	.500	0-1	.000	1-3	.333	2	3	5	0.4	6	0	13	2	0	3	5	0.4
Team											22	29	51				4					
Total.....		18	3725		456-1023	.446	141-366	.385	246-345	.713	155	434	589	32.7	343	8	221	258	35	113	1299	72.2
Opponents.....		18	3725		523-1098	.476	157-448	.350	254-332	.765	185	473	658	36.6	301	-	278	226	62	108	1457	80.9

TEAM STATISTICS	SEMO	OPP	Date	Opponent	Score	Att.
SCORING	1299	1457	* 01-03-19	at SIUE	L 88-94	1046
Points per game	72.2	80.9	* 01-05-19	UT MARTIN	Wot 74-69	1287
Scoring margin	-8.8	-	* 01-10-19	AUSTIN PEAY	L 60-78	1097
FIELD GOALS-ATT	456-1023	523-1098	* 01-12-19	MURRAY STATE	L 67-85	3143
Field goal pct	.446	.476	* 01-17-19	at Morehead State	L 69-73	2024
3 POINT FG-ATT	141-366	157-448	* 01-19-19	at Eastern Kentucky	L 83-85	1860
3-point FG pct	.385	.350	* 01-24-19	SIUE	Lo3 86-87	1188
3-pt FG made per game	7.8	8.7	* 01-26-19	EASTERN ILLINOIS	W 64-59	1636
FREE THROWS-ATT	246-345	254-332	* 01-31-19	at Belmont	L 71-97	1821
Free throw pct	.713	.765	* 02-02-19	at Tennessee State	L 50-79	983
F-Throws made per game	13.7	14.1	* 02-07-19	TENNESSEE TECH	Wot 71-66	1635
REBOUNDS	589	658	* 02-09-19	JACKSONVILLE STATE	L 64-81	1503
Rebounds per game	32.7	36.6	* 02-14-19	at UT Martin	L 72-81	1034
Rebounding margin	-3.8	-	* 02-16-19	at Eastern Illinois	W 88-79	1615
ASSISTS	221	278	* 02-21-19	at Austin Peay	L 70-83	2176
Assists per game	12.3	15.4	* 02-23-19	at Murray St.	L 67-103	7762
TURNOVERS	258	226	* 02-28-19	TENNESSEE STATE	W 89-74	1421
Turnovers per game	14.3	12.6	* 03-02-19	BELMONT	L 66-84	1484
Turnover margin	-1.8	-				
Assist/turnover ratio	0.9	1.2				
STEALS	113	108				
Steals per game	6.3	6.0				
BLOCKS	35	62				
Blocks per game	1.9	3.4				
ATTENDANCE	14394	20321				
Home games-Avg/Game	9-1599	9-2258				
Neutral site-Avg/Game	-	0-0				

* = Conference game
! = South Alabama Tournament - Mobile, Ala.

Score by Periods	1st	2nd	OT	OT2	OT3	Totals
Southeast Missouri	531	721	37	2	8	1299
Opponents	705	714	27	2	9	1457



2019-20 BASKETBALL NOTES

Comparison Game-by-Game (Southeast Missouri/Opponent)

Opponent	1st	2nd	Score	Mar	Total FG	FG Pct	3-Pointers	3FG Pct	Free Throws	FT Pct	Rebounds (Mar)	Assist	T/Over	Block	Steal	Fouls
Vanderbilt	32/32	33/51	65-83	(18)	25-58/30-61	.431/.492	3-13/14-34	.231/.412	12-18/9-14	.667/.643	38/35 +3	5/17	16/12	2/8	4/8	14/18
Purdue Fort Wayne	40/32	39/46	79-78	+1	25-56/26-64	.446/.406	8-17/10-31	.471/.323	21-30/16-22	.700/.727	35/42 (7)	16/15	10/15	0/0	5/2	20/26
The Citadel	32/40	37/34	69-74	(5)	27-62/26-59	.435/.441	4-21/11-25	.190/.440	11-18/11-15	.611/.733	36/41 (5)	9/22	19/18	3/0	8/5	19/18
Missouri S&T	42/44	30/27	72-71	+1	26-55/25-63	.473/.397	5-13/11-26	.385/.423	15-29/10-15	.517/.667	41/33 +8	10/15	10/8	2/2	3/5	17/21
Cal State Fullerton	31/38	26/26	57-64	(7)	19-59/22-52	.322/.423	4-16/4-12	.250/.333	15-19/16-26	.789/.615	36/39 (3)	6/12	11/12	3/7	7/6	22/19
Santa Clara	30/43	45/44	75-87	(12)	23-50/31-56	.460/.554	4-15/12-22	.267/.545	25-33/13-22	.758/.591	27/31 (4)	9/18	15/14	3/6	9/3	25/25
Denver	29/20	37/31	66-51	+15	27-50/20-52	.540/.385	7-24/1-16	.292/.063	5-8/10-18	.625/.556	33/32 +1	13/9	22/20	0/1	12/12	20/16
Abilene Christian	23/33	41/40	64-73	(9)	19-54/23-56	.352/.411	2-13/5-19	.154/.263	24-28/22-27	.857/.815	35/39 (4)	6/11	14/14	3/2	7/8	19/20
Drake	43/37	30/41	73-78	(5)	25-50/24-51	.500/.471	10-19/6-23	.526/.261	13-23/24-34	.565/.706	36/29 +7	12/9	18/10	1/5	7/9	22/19
Youngstown State	24/38	26/27	50-65	(15)	20-59/26-51	.339/.510	7-19/5-18	.368/.278	3-14/8-15	.214/.533	36/40 (4)	12/14	14/16	0/4	6/6	17/16
Ohio State																
Southern Illinois																
Missouri Baptist																
Austin Peay																
Murray State																
Belmont																
Tennessee State																
Austin Peay																
Murray State																
SIU Edwardsville																
Eastern Illinois																
Morehead State																
Eastern Kentucky																
Jacksonville State																
Tennessee Tech																
UT Martin																
SIU Edwardsville																
Jacksonville State																
Tennessee Tech																
Eastern Illinois																
UT Martin																

Points in the Paint, Second Chance Points, Points Off Turnovers, Fastbreak Points, Bench Points

Opponent	W/L	POINTS IN THE PAINT		2ND CHANCE POINTS		POINTS OFF TURNOVERS		FAST BREAK POINTS		BENCH POINTS	
		SEMO	OPP.	SEMO	OPP.	SEMO	OPP.	SEMO	OPP.	SEMO	OPP.
Vanderbilt	L	42	30	17	4	10	17	13	15	34	28
Purdue Fort Wayne	W	28	30	12	16	20	12	6	2	26	12
The Citadel	L	36	26	12	15	15	17	10	2	16	16
Missouri S&T	W	18	14	17	16	8	6	0	0	23	13
Cal State Fullerton	L	28	28	16	12	13	11	5	13	24	14
Santa Clara	L	34	34	2	3	22	16	19	10	27	22
Denver	W	26	30	12	8	17	18	11	5	15	11
Abilene Christian	L	24	36	10	4	10	17	13	25	7	19
Drake	L	26	28	4	4	11	25	2	8	11	20
Youngstown State	L	24	38	5	12	13	9	9	15	19	20
Ohio State											
Southern Illinois											
Missouri Baptist											
Austin Peay											
Murray State											
Belmont											
Tennessee State											
Austin Peay											
Murray State											
SIU Edwardsville											
Eastern Illinois											
Morehead State											
Eastern Kentucky											
Jacksonville State											
Tennessee Tech											
UT Martin											
SIU Edwardsville											
Jacksonville State											
Tennessee Tech											
Eastern Illinois											
UT Martin											



2019-20 BASKETBALL NOTES

Game-by-Game Leaders

Opponent	W/L	Score	Points	Rebounds	Assists	Blocks	Steals
Vanderbilt	L	65-83	Harris - 15	Wilson - 13	Wilson, Tolbert, Caldwell, Hogan, Nicholas - 1	Wilson, Harris - 1	Wilson - 2
Purdue Fort Wayne	W	79-78	Harris - 16	Wilson, Tolbert - 8	Wilson - 4	-	Wilson, Tolbert - 2
The Citadel	L	69-74	Nicholas - 24	Wilson - 7	Caldwell - 6	Wilson - 3	Hogan, Gable - 2
Missouri S&T	W	72-71	Tolbert - 16	Tolbert - 9	Tolbert, Caldwell, Kao - 2	Caldwell, Nicholas - 1	Tolbert, Nicholas, Russell - 1
Cal State Fullerton	L	57-64	Agnew - 15	Tolbert - 10	Agnew, Wilson - 2	Wilson - 2	Caldwell, Kao, Agnew - 2
Santa Clara	L	75-87	Caldwell - 16	Hogan - 6	Caldwell - 4	Wilson, Caldwell, Russell - 1	Caldwell - 5
Denver	W	66-51	Caldwell, Hogan - 16	Wilson - 11	Kao - 6	-	Caldwell, Kao - 3
Abilene Christian	L	64-73	Nicholas - 21	Tolbert - 9	Tolbert, Nicholas - 2	Tolbert - 2	Nicholas - 3
Drake	L	73-78	Caldwell - 18	Hogan - 12	Agnew - 4	Caldwell - 1	Agnew, Nicholas - 2
Youngstown State	L	50-65	Agnew - 17	Agnew, Hogan, Gable - 6	Caldwell - 4	-	Agnew - 2
Ohio State							
Southern Illinois							
Missouri Baptist							
Austin Peay							
Murray State							
Belmont							
Tennessee State							
Austin Peay							
Murray State							
SIU Edwardsville							
Eastern Illinois							
Morehead State							
Eastern Kentucky							
Jacksonville State							
Tennessee Tech							
UT Martin							
SIU Edwardsville							
Jacksonville State							
Tennessee Tech							
Eastern Illinois							
UT Martin							

Game-by-Game Starters

Opponent	W/L	Score	Guard	Guard	Guard	Forward	Forward	First Man Off the Bench
Vanderbilt	L	65-83	Caldwell	Hogan	Kao	Tolbert	Wilson	Russell, 6 pts., 2 reb., 24 min.
Purdue Fort Wayne	W	79-78	Caldwell	Hogan	Nicholas	Tolbert	Wilson	Kao, 2 pts., 6 min.
The Citadel	L	69-74	Caldwell	Hogan	Nicholas	Tolbert	Wilson	Darrius Agnew, 4 pts., 3 reb., 10 min.
Missouri S&T	W	72-71	Caldwell	Hogan	Nicholas	Tolbert	Wilson	Kao, 10 pts., 22 min.
Cal State Fullerton	L	57-64	Caldwell	Hogan	Nicholas	Tolbert	Wilson	Russell, 1 pt., 2 reb., 13 min.
Santa Clara	L	75-87	Caldwell	Hogan	Nicholas	Tolbert	Wilson	Agnew, 7 pts., 2 reb., 13 min.
Denver	W	66-51	Caldwell	Hogan	Nicholas	Tolbert	Wilson	Agnew, 2 pts., 1 reb., 12 min.
Abilene Christian	L	64-73	Caldwell	Hogan	Nicholas	Tolbert	Wilson	Russell, 2 reb., 15 min.
Drake	L	73-78	Caldwell	Hogan	Nicholas	Tolbert	Agnew	Kao, 2 pts., 4 min.
Youngstown State	L	50-65	Caldwell	Hogan	Nicholas	Tolbert	Agnew	Wilson, 2 pts., 3 reb., 16 min.
Ohio State								
Southern Illinois								
Missouri Baptist								
Austin Peay								
Murray State								
Belmont								
Tennessee State								
Austin Peay								
Murray State								
SIU Edwardsville								
Eastern Illinois								
Morehead State								
Eastern Kentucky								
Jacksonville State								
Tennessee Tech								
UT Martin								
SIU Edwardsville								
Jacksonville State								
Tennessee Tech								
Eastern Illinois								
UT Martin								

Starting Lineup Combinations

Record	Guard	Guard	Guard	Forward	Forward
0-1	Caldwell	Hogan	Kao	Tolbert	Wilson
3-4	Caldwell	Hogan	Nicholas	Tolbert	Wilson
0-2	Caldwell	Hogan	Nicholas	Tolbert	Agnew



2019-20 BASKETBALL NOTES

	Score	FG-A	Pct.	3FG-A	Pct.	FT-A	Pct.	QFF	DEF	Total	E	A	TO	B	S
Southeast Missouri	L, 65-83	25-58	.431	3-13	.231	12-18	.667	14	24	38	14	5	16	2	4
Vanderbilt		30-61	.492	14-34	.412	9-14	.643	10	25	35	18	17	12	8	8
Southeast Missouri	W, 79-78	25-56	.446	8-17	.471	21-30	.700	8	27	35	20	16	10	0	5
Purdue Fort Wayne		26-64	.406	10-31	.323	16-22	.727	15	27	42	26	15	15	0	2
Southeast Missouri	L, 69-74	27-62	.435	4-21	.190	11-18	.611	10	26	36	19	9	19	3	8
The Citadel		26-59	.441	11-25	.440	11-15	.733	9	32	41	18	22	18	0	5
Southeast Missouri	W, 72-71	26-55	.473	5-13	.385	15-29	.517	10	31	41	17	10	10	2	3
Missouri S&T		25-63	.397	11-26	.423	10-15	.667	9	24	33	21	15	8	2	5
Southeast Missouri	L, 57-64	19-59	.322	4-16	.250	15-19	.789	10	26	36	22	6	11	3	7
Cal State Fullerton		22-52	.423	4-12	.333	16-26	.615	7	32	39	19	12	12	7	6
Southeast Missouri	L, 75-87	23-50	.460	4-15	.267	25-33	.758	3	24	27	25	9	15	3	9
Santa Clara		31-56	.554	12-22	.545	13-22	.591	4	27	31	25	18	14	6	3
Southeast Missouri	W, 66-51	27-50	.540	7-24	.292	5-8	.625	8	25	33	20	13	22	0	12
Denver		20-52	.385	1-16	.063	10-18	.556	14	18	32	16	9	20	1	12
Southeast Missouri	L, 64-73	19-54	.352	2-13	.154	24-28	.857	9	26	35	19	6	14	3	7
Abilene Christian		23-56	.411	5-19	.263	22-27	.815	10	29	39	20	11	14	2	8
Southeast Missouri	L, 73-78	25-50	.500	10-19	.526	13-23	.565	7	29	36	22	12	18	1	7
Drake		24-51	.471	6-23	.261	24-34	.706	5	24	29	19	9	10	5	9
Southeast Missouri	L, 50-65	20-59	.339	7-19	.368	3-14	.214	13	23	36	17	12	14	0	6
Youngstown State		26-51	.510	5-18	.278	8-15	.533	7	33	40	16	14	16	4	6
Southeast Missouri															
Ohio State															
Southeast Missouri															
Southern Illinois															
Southeast Missouri															
Missouri Baptist															
Southeast Missouri															
Austin Peay															
Southeast Missouri															
Murray State															
Southeast Missouri															
Belmont															
Southeast Missouri															
Tennessee State															
Southeast Missouri															
Austin Peay															
Southeast Missouri															
Murray State															
Southeast Missouri															
SIU Edwardsville															
Southeast Missouri															
Eastern Illinois															
Southeast Missouri															
Morehead State															
Southeast Missouri															
Eastern Kentucky															
Southeast Missouri															
Jacksonville State															
Southeast Missouri															
Tennessee Tech															
Southeast Missouri															
UT Martin															
Southeast Missouri															
SIU Edwardsville															
Southeast Missouri															
Jacksonville State															
Southeast Missouri															
Tennessee Tech															
Southeast Missouri															
Eastern Illinois															
Southeast Missouri															
UT Martin															



2019-20 BASKETBALL NOTES

2019-20 GAME-BY-GAME LEADERS SUMMARY (# OF GAMES)

Points

Alex Caldwell.....	3
Chris Harris.....	2
DQ Nicholas.....	2
Darrious Agnew.....	2
Skyler Hogan.....	1
Sage Tolbert.....	1

Rebounds

Quatarrius Wilson.....	4
Sage Tolbert.....	4
Skyler Hogan.....	2
Nygal Russell.....	1
Darrious Agnew.....	1
Isaiah Gable.....	1

Assists

Alex Caldwell.....	5
Quatarrius Wilson.....	3
Sage Tolbert.....	3
Oscar Kao.....	2
DQ Nicholas.....	2
Darrious Agnew.....	2
Skyler Hogan.....	1

Blocks

Quatarrius Wilson.....	4
Alex Caldwell.....	3
Chris Harris.....	1
DQ Nicholas.....	1
Nygal Russell.....	1
Sage Tolbert.....	1

Steals

Alex Caldwell.....	3
DQ Nicholas.....	3
Darrious Agnew.....	3
Quatarrius Wilson.....	2
Oscar Kao.....	2
Sage Tolbert.....	2
Skyler Hogan.....	1
Isaiah Gable.....	1
Nygal Russell.....	1

Dunks (# for 2019-20 Season)

Sage Tolbert.....	3
Quatarrius Wilson.....	1

Games Played/Started

	2019-20	Career
Isaiah Gable	10/0	56/24
Sage Tolbert	10/10	41/37
Nygal Russell	9/0	40/9
Skyler Hogan	10/10	40/37
Alex Caldwell	10/10	34/15
Oscar Kao	10/1	30/1
Khalil Cuffee	0/0	13/0
Quatarrius Wilson	10/8	10/8
DQ Nicholas	10/9	10/9
Darrious Agnew	10/2	10/2
Jordan Love	5/0	5/0
Evan Morrison	4/0	4/0
Chris Harris	2/0	2/0

CAREER LEDGER

Double-Digit Point Games

	2019-20	Career
Skyler Hogan.....	5	21
Alex Caldwell.....	5	13
Isaiah Gable.....	2	11
Sage Tolbert.....	5	10
Nygal Russell.....	1	6
Quatarrius Wilson.....	4	4
DQ Nicholas.....	3	3
Darrious Agnew.....	3	3
Chris Harris.....	2	2
Khalil Cuffee.....	-	1
Oscar Kao.....	1	1

Double-Digit Rebound Games

	2019-20	Career
Sage Tolbert.....	1	6
Quatarrius Wilson.....	2	2
Skyler Hogan.....	1	1
Isaiah Gable.....	-	1

20+ Point Games

	2019-20	Career
DQ Nicholas.....	2	2
Isaiah Gable.....	-	2
Skyler Hogan.....	-	2

8+ Rebound Games

	2019-20	Career
Sage Tolbert.....	4	11
Quatarrius Wilson.....	3	3
Isaiah Gable.....	-	2
Skyler Hogan.....	1	1
Nygal Russell.....	-	1

5+ Assist Games

	2019-20	Career
Nygal Russell.....	-	3
Isaiah Gable.....	-	1
Alex Caldwell.....	1	1
Oscar Kao.....	1	1

3+ Steal Games

	2019-20	Career
Alex Caldwell.....	2	3
Nygal Russell.....	-	1
Skyler Hogan.....	-	1
Oscar Kao.....	1	1
DQ Nicholas.....	1	1

Double-Doubles

	2019-20	Career
Quatarrius Wilson.....	2	2
Sage Tolbert.....	1	2

SOUTHEAST MISSOURI'S 2019-20 RECORD:

At Home.....	2-1
On the Road.....	0-5
At Neutral Sites.....	1-1
In Ohio Valley Conference Games.....	0-0
In November.....	3-4
In December.....	0-3
In January.....	0-0
In February.....	0-0
In March.....	0-0
Leading at the Half.....	2-1
Trailing at the Half.....	1-5
Tied at the Half.....	0-1
In Overtime Games.....	0-0
The Redhawks Score First.....	2-2
In 1-4 Point Games.....	2-0
In 5-9 Point Games.....	0-4
In 10-14 Point Games.....	0-1
In 15+ Point Games.....	1-2
Leading with Five Minutes Left in Regulation.....	2-0
Trailing with Five Minutes Left in Regulation.....	1-7
Tied with Five Minutes Left in Regulation.....	0-0
Scoring Less than 50 Points.....	0-0
Scoring 50-59 Points.....	0-2
Scoring 60-69 Points.....	1-3
Scoring 70-79 Points.....	2-2
Scoring 80-89 Points.....	0-0
Scoring 90-99 Points.....	0-0
Scoring 100 or more Points.....	0-0
Giving up Less Than 50 Points.....	0-0
Giving up 50-59 Points.....	1-0
Giving up 60-69 Points.....	0-2
Giving up 70-79 Points.....	2-3
Giving up 80-89 Points.....	0-2
Giving up 90-99 Points.....	0-0
Giving up 100 or more Points.....	0-0
Shooting 50% or Better from the Field.....	1-1
Shooting Less Than 50% from the Field.....	2-6
Opponent Shoots 50% or Better from the Field.....	0-1
Opponent Shoots Less Than 50% from the Field.....	3-6
Outshooting Opponent.....	3-1
Outshot by Opponent.....	0-6
Field Goal Percentage is Tied.....	0-0
Shooting 50% or Better from 3-Point Range.....	0-1
Shooting Less Than 50% from 3-Point Range.....	3-5
Opponent Shoots 50% or Better from 3-Point Range.....	0-1
Opponent Shoots Less Than 50% from 3-Point Range.....	3-6
Shooting 50% or Better from the Free Throw Line.....	3-6
Shooting Less Than 50% from the Free Throw Line.....	0-1
Opponent Shoots 50% or Better from the Free Throw Line.....	3-7
Opponent Shoots Less Than 50% from the Free Throw Line.....	0-0
Shooting More Free Throws Than Opponent.....	2-4
Shooting Less Free Throws Than Opponent.....	1-3
Free Throws are Tied.....	0-0
Southeast's Starters Outscore Opponent's Starters.....	1-1
Opponent's Starters Outscore Southeast's Starters.....	2-6
Starter Scoring is Tied.....	0-0
Bench Outscores Opponent.....	3-3
Opponent Bench Outscores Southeast.....	0-3
Bench Scoring is Tied.....	0-1
Bench Contributes Double Figures in Points.....	3-6
No Redhawk Players Score Double Figures.....	0-0
Two Redhawk Players Score Double Figures.....	0-3
3+ Redhawk Players Score Double Figures.....	3-4
Outrebounding an Opponent.....	2-3
Opponent Outrebounds Southeast.....	1-4
Rebounds are Tied.....	0-0
Getting 10+ Assists.....	3-2
Getting 10+ Steals.....	1-0
Getting 5+ Blocks.....	0-0
Forcing more Turnovers than Opponent.....	1-2
Committing more Turnovers than Opponent.....	2-4
Turnovers are Tied.....	0-1



2019-20 BASKETBALL NOTES



► Forward
► Junior (3)
► 6-8 ► 220
► Starkville, Miss.
► Starkville H.S.
► East Mississippi CC

DARRIOUS AGNEW

44

2019-20: Played in 10 games, including eight off the bench...Started each of the last two contests...Averages 7.9 points and three rebounds a game... Recently scored a season-high 17 points and pulled down six rebounds at Youngstown State (12/15)...Made his first career NCAA Division I start when he scored 11 points and grabbed four rebounds at Drake (12/7)...Had 15 points and six rebounds in 21 minutes vs. Cal State Fullerton (11/27)... Scored double figures in both of his starts.

Agnew's Game-by-Game Statistics

2019-20	FG	3P	FT	O/D	REB	F	PTS	A	TO	B	S	M
at Vanderbilt	3-6	0-0	0-0	1/1	2	1	6	0	0	0	0	10
Purdue Fort Wayne	1-5	0-0	1-2	0/1	1	1	3	0	0	0	1	11
The Citadel	2-5	0-0	0-0	1/2	3	2	4	0	0	0	1	10
Missouri S&T	3-6	0-0	3-5	2/1	3	1	9	0	1	0	0	11
vs. Cal State Fullerton	5-9	1-2	4-5	3/3	6	3	15	2	2	0	2	21
at Santa Clara	1-2	0-0	5-6	0/2	2	3	7	0	1	0	1	13
vs. Denver	1-3	0-0	0-0	0/1	1	3	2	0	3	0	0	12
at Abilene Christian	1-4	0-1	3-4	0/2	2	1	5	0	1	0	0	11
at Drake*	5-7	1-1	0-1	1/3	4	3	11	4	0	0	2	19
at Youngstown State*	8-14	0-1	1-3	2/4	6	3	17	1	2	0	2	20
at Ohio State												
at Southern Illinois												
Missouri Baptist												
at Austin Peay												
at Murray State												
Belmont												
Tennessee State												
Austin Peay												
Murray State												
at SIU Edwardsville												
at Eastern Illinois												
at Morehead State												
at Eastern Kentucky												
Jacksonville State												
Tennessee Tech												
UT Martin												
SIU Edwardsville												
at Jacksonville State												
at Tennessee Tech												
Eastern Illinois												
at UT Martin												
Total	30-61	2-5	17-26	10/20	30	21	79	7	10	0	9	138

* - Game Started

2019-20 Season/Career-Highs


Points	17	at Youngstown State (12/15/19)
Total Rebounds	6	2x, last at Youngstown State (12/15/19)
Offensive	3	vs. Cal State Fullerton (11/27/19)
Defensive	4	at Youngstown State (12/15/19)
FG Made	8	at Youngstown State (12/15/19)
FG Attempted	14	at Youngstown State (12/15/19)
3-Point FG Made	1	2x, last at Drake (12/7/19)
3-Point FG Attempted	2	vs. Cal State Fullerton (11/27/19)
FT Made	5	at Santa Clara (11/29/19)
FT Attempted	6	at Santa Clara (11/29/19)
Assists	4	at Drake (12/7/19)
Blocks	-	-
Steals	2	3x, last at Youngstown State (12/15/19)
Minutes	21	vs. Cal State Fullerton (11/27/19)

Agnew's Career Statistics at Southeast Missouri

Overall																		
Season	G-GS	Min	Avg	FG-FGA	Pct	3FG-3FGA	Pct	FT-FTA	Pct	Off	Def	Tot	Avg	PF	FO	A	TO	Blk
2019-20	10-2	138	13.8	30-61	.492	2-5	.400	17-26	.654	10	20	30	3.0	21	0	7	10	0
Ohio Valley Conference Games Only																		
Season	G-GS	Min	Avg	FG-FGA	Pct	3FG-3FGA	Pct	FT-FTA	Pct	Off	Def	Tot	Avg	PF	FO	A	TO	Blk
2019-20																		



2019-20 BASKETBALL NOTES



- Forward
- Sophomore (2)
- 6-0 ► 160
- Columbia, S.C.
- Wilson H.S.

ALEX CALDWELL

0

2019-20: Was named to the Cable Car Classic All-Tournament Team...Averages 10.5 points and 2.1 rebounds per contest as the Redhawks active leading scorer through 10 starts...Leads the team with 23 assists and 13 steals...Scored double figures in five of his last seven starts...Scored a season-high 18 points and made a career-best six 3-pointers at Drake (12/7)...Posted 16 points in back-to-back games at Santa Clara (11/29) and vs. Denver (11/30)...Had a career-high five steals at Santa Clara (11/29)...Dished out a career-high six assists vs. The Citadel (11/19)...Made a big 3-pointer that pulled the Redhawks within a point with 1:45 left to play against Purdue Fort Wayne (11/10)...Drained a 3-pointer with 17 seconds left to lift SEMO to a one-point win over Missouri S&T (11/22)...Leads the team in minutes (31.8 mpg), field goal attempts (91) and 3-point field goal attempts (37)...Ranks 22nd in the Ohio Valley Conference in scoring and seventh in minutes played (31.4 per game).

Caldwell's Game-by-Game Statistics

2019-20	FG	3P	FT	Q/D	REB	E	PTS	A	TO	B	S	M
at Vanderbilt*	3-8	0-3	2-2	0/4	4	3	8	1	1	0	1	32
Purdue Fort Wayne*	4-10	2-5	2-4	0/3	3	2	12	2	3	0	0	34
The Citadel*	1-9	0-4	2-4	1/0	1	3	4	6	5	0	1	29
Missouri S&T*	4-11	2-3	2-2	1/2	3	1	12	2	1	1	0	29
vs. Cal State Fullerton*	3-10	1-4	4-4	0/2	2	3	11	0	0	1	2	35
at Santa Clara*	6-11	0-2	4-4	0/1	1	1	16	4	2	1	5	34
vs. Denver*	6-11	2-6	2-2	1/2	3	0	16	2	1	0	3	29
at Abilene Christian*	4-10	0-1	0-0	0/0	0	5	8	1	1	0	1	28
at Drake*	6-11	6-9	0-1	0/3	3	1	18	1	6	1	0	36
at Youngstown State*	0-6	0-3	0-0	0/1	1	1	0	4	4	0	0	28
at Ohio State												
at Southern Illinois												
Missouri Baptist												
at Austin Peay												
at Murray State												
Belmont												
Tennessee State												
Austin Peay												
Murray State												
at SIU Edwardsville												
at Eastern Illinois												
at Morehead State												
at Eastern Kentucky												
Jacksonville State												
Tennessee Tech												
UT Martin												
SIU Edwardsville												
at Jacksonville State												
at Tennessee Tech												
Eastern Illinois												
at UT Martin												
Total	37-97	13-40	18-23	3/18	21	20	105	30	24	4	13	314

* - Game Started

2019-20 Season-Highs

Points	18	at Drake (12/7/19)
Total Rebounds	4	at Vanderbilt (11/6/19)
Offensive	1	3x, last vs. Denver (11/30/19)
Defensive	4	at Vanderbilt (11/6/19)
FG Made	6	3x, last at Drake (12/7/19)
FG Attempted.....	11	4x, last at Drake (12/7/19)
3-Point FG Made.....	6	at Drake (12/7/19)
3-Point FG Attempted.....	9	at Drake (12/7/19)
FT Made.....	4	2x, last at Santa Clara (11/29/19)
FT Attempted.....	4	4x, last at Santa Clara (11/29/19)
Assists	6	vs. The Citadel (11/19/19)
Blocks.....	1	4x, last at Drake (12/7/19)
Steals.....	5	at Santa Clara (11/29/19)
Minutes	36	at Drake (12/7/19)

Career-Highs


Points	18	at Drake (12/7/19)
Total Rebounds	5	vs. UT Martin (1/5/19)
Offensive	2	2x, last at Belmont (1/31/19)
Defensive	4	2x, last at Vanderbilt (11/6/19)
FG Made	6	5x, last at Drake (12/7/19)
FG Attempted.....	12	2x, last at Belmont (1/31/19)
3-Point FG Made.....	6	at Drake (12/7/19)
3-Point FG Attempted.....	9	at Drake (12/7/19)
FT Made.....	5	at Saint Louis (11/6/18)
FT Attempted.....	6	2x, last vs. Tennessee Tech (2/7/19)
Assists	6	vs. The Citadel (11/19/19)
Blocks.....	2	vs. Western Illinois (12/1/18)
Steals.....	5	at Santa Clara (11/29/19)
Minutes	39	vs. UT Martin (1/5/19)

Caldwell's Career Statistics at Southeast Missouri

Overall																			
Season	G-GS	Min	Avg	FG-FGA	Pct	3FG-3FGA	Pct	FT-FTA	Pct	Off	Def	Tot	Avg	PF	FQ	A	TO	Blk	Stl
2018-19	24-5	495	20.6	71-158	.449	30-77	.390	36-46	.783	14	31	45	1.9	51	0	40	31	5	22
2019-20	10-10	314	31.4	37-97	.381	13-40	.325	18-23	.783	3	18	21	2.1	20	1	23	24	4	13
Total	34-15	809	23.8	108-255	.424	43-117	.368	54-69	.783	17	49	66	1.9	71	1	63	55	9	35
Ohio Valley Conference Games Only																			
Season	G-GS	Min	Avg	FG-FGA	Pct	3FG-3FGA	Pct	FT-FTA	Pct	Off	Def	Tot	Avg	PF	FQ	A	TO	Blk	Stl
2018-19	12-5	265	22.1	30-70	.429	12-31	.387	21-27	.778	6	9	15	1.3	28	0	14	18	1	11
2019-20																			
Total																			



2019-20 BASKETBALL NOTES



► Guard
► Sophomore (3)
► 6-4 ► 205
► Fairburn, Ga.
► Langston Hughes H.S.

KHALIL CUFFEE

1

2019-20: --

Cuffee's Game-by-Game Statistics

2019-20	FG	3P	FT	O/D	REB	F	PTS	A	TO	B	S	M
at Vanderbilt	DNP	-	-	-	-	-	-	-	-	-	-	-
Purdue Fort Wayne	DNP	-	-	-	-	-	-	-	-	-	-	-
The Citadel	DNP	-	-	-	-	-	-	-	-	-	-	-
Missouri S&T	DNP	-	-	-	-	-	-	-	-	-	-	-
vs. Cal State Fullerton	DNP	-	-	-	-	-	-	-	-	-	-	-
at Santa Clara	DNP	-	-	-	-	-	-	-	-	-	-	-
vs. Denver	DNP	-	-	-	-	-	-	-	-	-	-	-
at Abilene Christian	DNP	-	-	-	-	-	-	-	-	-	-	-
at Drake	DNP	-	-	-	-	-	-	-	-	-	-	-
at Youngstown State	DNP	-	-	-	-	-	-	-	-	-	-	-
at Ohio State												
at Southern Illinois												
Missouri Baptist												
at Austin Peay												
at Murray State												
Belmont												
Tennessee State												
Austin Peay												
Murray State												
at SIU Edwardsville												
at Eastern Illinois												
at Morehead State												
at Eastern Kentucky												
Jacksonville State												
Tennessee Tech												
UT Martin												
SIU Edwardsville												
at Jacksonville State												
at Tennessee Tech												
Eastern Illinois												
at UT Martin												
Total												

* - Game Started

2019-20 Season-Highs

Points	-
Total Rebounds	-
Offensive	-
Defensive	-
FG Made	-
FG Attempted	-
3-Point FG Made	-
3-Point FG Attempted	-
FT Made	-
FT Attempted	-
Assists	-
Blocks	-
Steals	-
Minutes	-

Career-Highs


Points	12	vs. Quincy (11/12/18)
Total Rebounds	1	3x, last vs. Belmont (3/2/19)
Offensive	1	vs. Belmont (3/2/19)
Defensive	1	2x, last vs. Abilene Christian (12/21/18)
FG Made	5	vs. Quincy (11/12/18)
FG Attempted	6	vs. Quincy (11/12/18)
3-Point FG Made	2	2x, last at Florida State (12/17/18)
3-Point FG Attempted	3	2x, last at Florida State (12/17/18)
FT Made	2	at Murray State (2/23/19)
FT Attempted	2	4x, last vs. Belmont (3/2/19)
Assists	1	2x, last vs. Belmont (3/2/19)
Blocks	-	-
Steals	2	vs. Quincy (11/12/18)
Minutes	16	vs. Belmont (3/2/19)

Cuffee's Career Statistics at Southeast Missouri

Overall																					
Season	G-GS	Min	Avg	FG-FGA	Pct	3FG-3FGA	Pct	FT-FTA	Pct	Off	Def	Tot	Avg	PF	FO	A	TO	Blk	Stl	Pts	Avg
2018-19	13-0	52	4.0	15-27	.556	10-20	.500	4-8	.500	1	2	3	0.2	11	1	2	6	0	2	44	3.4
2019-20																					
Total																					
Ohio Valley Conference Games Only																					
Season	G-GS	Min	Avg	FG-FGA	Pct	3FG-3FGA	Pct	FT-FTA	Pct	Off	Def	Tot	Avg	PF	FO	A	TO	Blk	Stl	Pts	Avg
2018-19	6-0	30	5.0	6-11	.545	4-7	.571	3-4	.750	1	0	1	0.2	7	1	1	3	0	0	19	3.2
2019-20																					
Total																					



2019-20 BASKETBALL NOTES



► Forward
► Junior (3)
► 6-7 ► 200
► Greenville, Ohio
► Greenville H.S.

ISAIAH GABLE

13

2019-20: Saw action in 10 games off the bench...Averages 4.7 points and 2.6 rebounds per contest...Drew a big charge on defense late in the game during the Redhawks win over Purdue Fort Wayne (11/10)...Scored a season-high 10 points at Santa Clara (11/29) and Youngstown State (12/15)...Made a season-best three 3-pointers in the first half against the Penguins.

Gable's Game-by-Game Statistics

2019-20	FG	3P	FT	O/D	REB	E	PTS	A	TO	B	S	M
at Vanderbilt	1-4	0-1	0-1	2/0	2	1	2	0	0	0	0	10
Purdue Fort Wayne	2-6	1-3	0-0	0/2	2	2	5	1	0	0	0	21
The Citadel	3-5	2-4	0-0	0/4	4	1	8	1	0	0	2	25
Missouri S&T	2-3	0-1	0-0	0/2	2	1	4	1	1	0	0	16
vs. Cal State Fullerton	1-3	0-2	0-0	0/3	3	2	2	0	2	0	0	18
at Santa Clara	4-10	2-6	0-2	0/1	1	2	10	0	0	0	0	25
vs. Denver	0-6	0-6	1-2	0/3	3	4	1	2	3	0	1	30
at Abilene Christian	0-3	0-3	0-0	0/3	3	0	0	0	1	0	0	15
at Drake	2-3	1-1	0-0	0/0	0	3	5	0	0	0	0	14
at Youngstown State	3-4	3-4	1-2	1/5	6	3	10	2	1	0	0	24
at Ohio State												
at Southern Illinois												
Missouri Baptist												
at Austin Peay												
at Murray State												
Belmont												
Tennessee State												
Austin Peay												
Murray State												
at SIU Edwardsville												
at Eastern Illinois												
at Morehead State												
at Eastern Kentucky												
Jacksonville State												
Tennessee Tech												
UT Martin												
SIU Edwardsville												
at Jacksonville State												
at Tennessee Tech												
Eastern Illinois												
at UT Martin												
Total	18-44	9-28	2-7	3/20	23	19	47	7	7	0	3	183

* - Game Started

Career-Highs

Points	28	vs. UT Martin (1/5/19)
Total Rebounds	10	vs. Hannibal-LaGrange (11/28/17)
Offensive	4	vs. UT Martin (2/24/18)
Defensive	10	vs. Hannibal-LaGrange (11/28/17)
FG Made	11	vs. UT Martin (1/5/19)
FG Attempted	17	vs. UT Martin (1/5/19)
3-Point FG Made	4	3x, last vs. Tennessee State (2/28/19)
3-Point FG Attempted	9	2x, last at Morehead State (1/17/19)
FT Made	5	vs. Eastern Illinois (1/26/19)
FT Attempted	6	vs. Eastern Illinois (1/26/19)
Assists	5	vs. Jacksonville State (2/9/19)
Blocks	2	vs. Southern Illinois (12/8/18)
Steals	2	vs. The Citadel (11/19/19)
Minutes	40	vs. UT Martin (1/5/19)

2019-20 Season-Highs


Points	10	2x, last at Youngstown State (12/15/19)
Total Rebounds	6	at Youngstown State (12/15/19)
Offensive	2	at Vanderbilt (11/6/19)
Defensive	5	at Youngstown State (12/15/19)
FG Made	4	at Santa Clara (11/29/19)
FG Attempted	10	at Santa Clara (11/29/19)
3-Point FG Made	3	at Youngstown State (12/15/19)
3-Point FG Attempted	6	2x, last vs. Denver (11/30/19)
FT Made	1	2x, last at Youngstown State (12/15/19)
FT Attempted	2	3x, last at Youngstown State (12/15/19)
Assists	2	2x, last at Youngstown State (12/15/19)
Blocks	-	-
Steals	2	vs. The Citadel (11/19/19)
Minutes	30	vs. Denver (11/30/19)

Gable's Career Statistics at Southeast Missouri

Overall																			
Season	G-GS	Min	Avg	FG-FGA	Pct	3FG-3FGA	Pct	FT-FTA	Pct	Off	Def	Tot	Avg	PF	FO	A	TO	Blk	Stl
2017-18	15-0	187	12.5	22-55	.400	13-36	.361	7-11	.636	5	23	28	1.9	19	0	6	7	0	64
2018-19	31-24	705	22.7	85-184	.462	51-127	.402	30-39	.769	16	79	95	3.1	59	0	34	31	6	11
2019-20	10-0	198	19.8	18-47	.383	9-31	.290	2-7	.286	3	23	26	2.6	19	0	7	8	0	3
Total	56-24	1090	19.5	125-286	.437	73-194	.376	39-57	.684	24	125	149	2.7	97	0	47	46	6	14
Ohio Valley Conference Games Only																			
Season	G-GS	Min	Avg	FG-FGA	Pct	3FG-3FGA	Pct	FT-FTA	Pct	Off	Def	Tot	Avg	PF	FO	A	TO	Blk	Stl
2017-18	4-0	47	11.8	7-17	.412	2-9	.222	3-4	.750	5	6	11	2.8	5	0	2	1	0	0
2018-19	18-11	433	24.1	61-117	.521	35-76	.461	22-28	.786	12	48	60	3.3	30	0	18	14	1	7
2019-20																			
Total	22-11	480	21.8	68-134	.507	37-85	.435	25-32	.781	17	54	71	3.2	35	0	20	15	1	7



2019-20 BASKETBALL NOTES



► Guard
► Junior (3)
► 6-3 ► 205
► Antioch, Ill.
► Lake Forest Academy
► John A. Logan College

5

CHRIS HARRIS

2019-20: Is out with a knee injury...His return is undetermined at this time...Finished as the Redhawks leading scorer in each of his first two games of the season...Leads the team in scoring average (15.5 ppg)...Began his Southeast Missouri career with a team-high 15 points off the bench at Vanderbilt (11/6)...Four days later, he came off the bench to score 16 points and made the game-winning 3-pointer with 27 seconds left vs. Purdue Fort Wayne (11/10).

Harris' Game-by-Game Statistics

2019-20	FG	3P	FT	O/D	REB	F	PTS	A	TO	B	S	M
at Vanderbilt	6-9	2-3	1-2	0/1	1	2	15	0	3	1	0	28
Purdue Fort Wayne	3-6	3-4	7-8	0/5	5	3	16	2	2	0	0	26
The Citadel	DNP	-	-	-	-	-	-	-	-	-	-	-
Missouri S&T	DNP	-	-	-	-	-	-	-	-	-	-	-
vs. Cal State Fullerton	DNP	-	-	-	-	-	-	-	-	-	-	-
at Santa Clara	DNP	-	-	-	-	-	-	-	-	-	-	-
vs. Denver	DNP	-	-	-	-	-	-	-	-	-	-	-
at Abilene Christian	DNP	-	-	-	-	-	-	-	-	-	-	-
at Drake	DNP	-	-	-	-	-	-	-	-	-	-	-
at Youngstown State	DNP	-	-	-	-	-	-	-	-	-	-	-
at Ohio State												
at Southern Illinois												
Missouri Baptist												
at Austin Peay												
at Murray State												
Belmont												
Tennessee State												
Austin Peay												
Murray State												
at SIU Edwardsville												
at Eastern Illinois												
at Morehead State												
at Eastern Kentucky												
Jacksonville State												
Tennessee Tech												
UT Martin												
SIU Edwardsville												
at Jacksonville State												
at Tennessee Tech												
Eastern Illinois												
at UT Martin												
Total	9-15	5-7	8-10	0/6	6	5	31	2	5	1	0	54

* - Game Started

2019-20 Season/Career-Highs


Points	16	vs. Purdue Fort Wayne (11/10/19)
Total Rebounds	5	vs. Purdue Fort Wayne (11/10/19)
Offensive	-	-
Defensive	5	vs. Purdue Fort Wayne (11/10/19)
FG Made	6	at Vanderbilt (11/6/19)
FG Attempted	9	at Vanderbilt (11/6/19)
3-Point FG Made	3	vs. Purdue Fort Wayne (11/10/19)
3-Point FG Attempted	4	vs. Purdue Fort Wayne (11/10/19)
FT Made	7	vs. Purdue Fort Wayne (11/10/19)
FT Attempted	8	vs. Purdue Fort Wayne (11/10/19)
Assists	2	vs. Purdue Fort Wayne (11/10/19)
Blocks	1	at Vanderbilt (11/6/19)
Steals	-	-
Minutes	28	at Vanderbilt (11/6/19)

Harris' Career Statistics at Southeast Missouri

Overall																			
Season	G-GS	Min	Avg	FG-FGA	Pct	3FG-3FGA	Pct	FT-FTA	Pct	Off	Def	Tot	Avg	PF	FO	A	TO	Blk	Stl
2019-20	2-0	74	37.0	9-15	.600	5-7	.714	8-10	.800	0	6	6	3.0	5	0	2	5	1	0
Ohio Valley Conference Games Only																			
Season	G-GS	Min	Avg	FG-FGA	Pct	3FG-3FGA	Pct	FT-FTA	Pct	Off	Def	Tot	Avg	PF	FO	A	TO	Blk	Stl
2019-20																			



2019-20 BASKETBALL NOTES



► Guard
► Senior (5)
► 6-5 ► 205
► Melbourne, Fla.
► Trinity Episcopal H.S.
► Embry-Riddle

3

SKYLER HOGAN

2019-20: Is averaging 8.9 points and 4.9 rebounds per game after 10 starts...Scored double figures in five games...Dropped in 11 points on 4-of-7 field goals and 2-of-2 three-pointers vs. Purdue Fort Wayne (11/10)... Followed that up with 11 points vs. The Citadel (11/19)...Scored a season-high 16 points vs. Denver (11/30)...Grabbed a career-high 12 rebounds at Drake (12/7)...Ranks seventh in the Ohio Valley Conference in 3-point field goal percentage (.419), 10th in offensive rebounds (4.5 rpg) and 25th in minutes played (26.8 mpg).

Hogan's Game-by-Game Statistics

2019-20	FG	3P	FT	Q/D	REB	E	PTS	A	TO	B	S	M
at Vanderbilt*	1-2	0-1	0-0	0/1	1	1	2	1	1	0	0	9
Purdue Fort Wayne*	4-7	2-2	1-2	0/2	2	2	11	3	0	0	0	27
The Citadel*	5-11	1-6	0-1	0/5	5	2	11	0	3	0	2	31
Missouri S&T*	3-7	1-3	1-2	1/5	6	2	8	1	2	0	0	30
vs. Cal State Fullerton*	0-2	0-0	0-0	0/2	2	1	0	0	1	0	0	16
at Santa Clara*	3-7	1-3	5-5	0/6	6	2	12	0	2	0	0	28
vs. Denver*	7-8	2-3	0-0	0/2	2	1	16	0	4	0	2	23
at Abilene Christian*	5-13	1-2	0-0	1/6	7	0	11	0	0	0	0	32
at Drake*	3-6	2-5	1-2	0/12	12	5	9	1	2	0	1	38
at Youngstown State*	3-8	3-6	0-0	2/4	6	1	9	2	1	0	1	34
at Ohio State												
at Southern Illinois												
Missouri Baptist												
at Austin Peay												
at Murray State												
Belmont												
Tennessee State												
Austin Peay												
Murray State												
at SIU Edwardsville												
at Eastern Illinois												
at Morehead State												
at Eastern Kentucky												
Jacksonville State												
Tennessee Tech												
UT Martin												
SIU Edwardsville												
at Jacksonville State												
at Tennessee Tech												
Eastern Illinois												
at UT Martin												
Total	34-71	13-31	8-12	4/45	49	17	89	8	16	0	6	268

* - Game Started

2019-20 Season-Highs

Points	16	vs. Denver (11/30/19)
Total Rebounds	12	at Drake (12/7/19)
Offensive	3	at Youngstown State (12/15/19)
Defensive	12	at Drake (12/7/19)
FG Made	7	vs. Denver (11/30/19)
FG Attempted.....	13	at Abilene Christian (12/5/19)
3-Point FG Made.....	3	at Youngstown State (12/15/19)
3-Point FG Attempted.....	6	2x, last at Youngstown State (12/15/19)
FT Made.....	5	at Santa Clara (11/29/19)
FT Attempted.....	5	at Santa Clara (11/29/19)
Assists	3	vs. Purdue Fort Wayne (11/10/19)
Blocks.....	-	-
Steals.....	2	2x, last vs. Denver (11/30/19)
Minutes	38	at Drake (12/7/19)

Career-Highs

Points	25	at Mississippi Valley State (12/4/18)
Total Rebounds	12	at Drake (12/7/19)
Offensive	3	2x, last at Youngstown State (12/15/19)
Defensive	12	at Drake (12/7/19)
FG Made	10	at Mississippi Valley State (12/4/18)
FG Attempted.....	16	2x, last at Mississippi Valley State (12/4/18)
3-Point FG Made.....	5	at Mississippi Valley State (12/4/18)
3-Point FG Attempted.....	11	vs. UT Martin (1/5/19)
FT Made.....	10	at Eastern Kentucky (1/19/19)
FT Attempted.....	13	at Eastern Kentucky (1/19/19)
Assists	4	at Mississippi Valley State (12/4/18)
Blocks.....	2	2x, last at Mississippi Valley State (12/4/18)
Steals.....	3	at UT Martin (2/14/19)
Minutes	45	vs. SIU Edwardsville (1/24/19)

Hogan's Career Statistics at Southeast Missouri

Overall																			
Season	G-GS	Min	Avg	FG-FGA	Pct	3FG-3FGA	Pct	FT-FTA	Pct	Off	Def	Tot	Avg	PF	FQ	A	TO	Blk	Stl
2018-19	30-27	790	26.3	120-274	.438	46-121	.380	33-43	.767	16	82	98	3.3	42	0	33	35	5	21
2019-20	10-10	268	26.8	34-71	.479	13-31	.419	8-12	.667	4	45	49	4.9	17	1	8	16	0	6
Total	40-37	1058	26.5	154-345	.446	59-152	.388	41-55	.745	20	127	147	3.7	59	1	41	51	5	27
Ohio Valley Conference Games Only																			
Season	G-GS	Min	Avg	FG-FGA	Pct	3FG-3FGA	Pct	FT-FTA	Pct	Off	Def	Tot	Avg	PF	FQ	A	TO	Blk	Stl
2018-19	17-15	441	25.9	59-141	.418	16-55	.291	21-30	.700	6	49	55	3.2	22	0	19	20	0	13
2019-20																			
Total																			



2019-20 BASKETBALL NOTES



► Guard
► Junior (3)
► 6-0 ► 170
► Tapei, Taiwan
► Songshan H.S.
► Marshalltown CC

4

OSCAR KAO

2019-20: Averages 2.8 points...Made his first career start in the season-opener at Vanderbilt (11/6)...Pulled down two rebounds in 12 minutes...Played six minutes and scored two points off the bench vs. Purdue Fort Wayne (11/10)...Logged 10 minutes and scored two points vs. The Citadel (11/19)...Scored a career-high 10 points in 22 minutes off the bench vs. Missouri S&T (11/22)...Had a career-high six assists vs. Denver (11/30).

Kao's Game-by-Game Statistics

2019-20	FG	3P	FT	O/D	REB	F	PTS	A	TO	B	S	M
at Vanderbilt*	0-0	0-0	0-0	1/1	2	1	0	0	1	0	0	12
Purdue Fort Wayne	1-3	0-1	0-0	1/0	1	2	2	1	0	0	0	6
The Citadel	1-4	0-1	0-0	1/0	1	2	2	0	0	0	0	10
Missouri S&T	4-8	1-3	1-4	0/1	1	3	10	2	1	0	0	22
vs. Cal State Fullerton	3-9	0-1	0-0	0/0	0	2	6	1	0	0	2	31
at Santa Clara	0-2	0-0	0-0	0/0	0	5	0	0	0	0	0	9
vs. Denver	0-2	0-1	0-0	0/1	1	2	0	6	3	0	3	21
at Abilene Christian	0-1	0-0	0-0	0/0	0	0	0	0	2	0	0	9
at Drake	0-0	0-0	2-2	0/0	0	1	2	2	0	0	1	4
at Youngstown State	3-9	0-1	0-1	1/1	2	2	6	2	1	0	1	27
at Ohio State												
at Southern Illinois												
Missouri Baptist												
at Austin Peay												
at Murray State												
Belmont												
Tennessee State												
Austin Peay												
Murray State												
at SIU Edwardsville												
at Eastern Illinois												
at Morehead State												
at Eastern Kentucky												
Jacksonville State												
Tennessee Tech												
UT Martin												
SIU Edwardsville												
at Jacksonville State												
at Tennessee Tech												
Eastern Illinois												
at UT Martin												
Total	12-38	1-8	3-7	4/4	8	20	28	14	8	0	7	151

* - Game Started

2019-20 Season-Highs

Points	10	vs. Missouri S&T (11/22/19)
Total Rebounds	2	2x, last at Youngstown State (12/15/19)
Offensive	1	4x, last at Youngstown State (12/15/19)
Defensive	1	4x, last at Youngstown State (12/15/19)
FG Made	4	vs. Missouri S&T (11/22/19)
FG Attempted	9	2x, last at Youngstown State (12/15/19)
3-Point FG Made	1	vs. Missouri S&T (11/22/19)
3-Point FG Attempted	3	vs. Missouri S&T (11/22/19)
FT Made	2	at Drake (12/7/19)
FT Attempted	4	vs. Missouri S&T (11/22/19)
Assists	6	vs. Denver (11/30/19)
Blocks	-	-
Steals	3	vs. Denver (11/30/19)
Minutes	31	vs. Cal State Fullerton (11/27/19)

Career-Highs


Points	10	vs. Missouri S&T (11/22/19)
Total Rebounds	3	2x, last vs. Murray State (1/12/19)
Offensive	1	5x, last at Youngstown State (12/15/19)
Defensive	3	2x, last vs. Murray State (1/12/19)
FG Made	4	2x, last vs. Missouri S&T (11/22/19)
FG Attempted	9	2x, last at Youngstown State (12/15/19)
3-Point FG Made	2	3x, last vs. Belmont (3/2)
3-Point FG Attempted	3	2x, last vs. Missouri S&T (11/22/19)
FT Made	2	2x, last at Drake (12/7/19)
FT Attempted	4	vs. Missouri S&T (11/22/19)
Assists	6	vs. Denver (11/30/19)
Blocks	-	-
Steals	3	vs. Denver (11/30/19)
Minutes	31	vs. Cal State Fullerton (11/27/19)

Kao's Career Statistics at Southeast Missouri

Overall																					
Season	G-GS	Min	Avg	FG-FGA	Pct	3FG-3FGA	Pct	FT-FTA	Pct	Off	Def	Tot	Avg	PF	FO	A	TO	Blk	Stl	Pts	Avg
2018-19	20-0	163	8.2	24-46	.522	13-23	.565	4-4	1.000	2	11	13	0.7	15	0	21	14	0	6	65	3.3
2019-20	10-1	151	15.1	12-38	.316	1-8	.125	3-7	.429	4	4	8	0.8	20	1	14	8	0	7	28	2.8
Total	30-1	314	10.5	36-84	.429	14-31	.452	7-11	.636	6	15	21	0.7	35	1	35	22	0	13	93	3.1
Ohio Valley Conference Games Only																					
Season	G-GS	Min	Avg	FG-FGA	Pct	3FG-3FGA	Pct	FT-FTA	Pct	Off	Def	Tot	Avg	PF	FO	A	TO	Blk	Stl	Pts	Avg
2018-19	12-0	122	10.2	16-30	.533	9-14	.643	2-2	1.000	1	8	9	0.8	10	0	16	12	0	6	43	3.6
2019-20																					
Total																					



2019-20 BASKETBALL NOTES



► Guard
► Freshman (2)
► 6-5 ► 180
► Durham, N.C.
► Voyager Academy

JORDAN LOVE

2

2019-20: Saw action in five games off the bench...Played in his first career game vs. The Citadel (11/19)...Logged four minutes in that contest...Scored the first points of his career on a 3-pointer vs. Denver (11/30).

Love's Game-by-Game Statistics

2019-20	FG	3P	FT	O/D	REB	E	PTS	A	TO	B	S	M
at Vanderbilt	DNP	-	-	-	-	-	-	-	-	-	-	-
Purdue Fort Wayne	DNP	-	-	-	-	-	-	-	-	-	-	-
The Citadel	0-0	0-0	0-0	0/0	0	0	0	0	0	0	0	4
Missouri S&T	0-0	0-0	0-0	0/0	0	0	0	0	0	0	0	1
vs. Cal State Fullerton	DNP	-	-	-	-	-	-	-	-	-	-	-
at Santa Clara	DNP	-	-	-	-	-	-	-	-	-	-	-
vs. Denver	1-1	1-1	0-0	0/1	1	0	3	0	1	0	1	9
at Abilene Christian	1-1	0-0	0-0	0/0	0	0	2	0	0	0	0	4
at Drake	DNP	-	-	-	-	-	-	-	-	-	-	-
at Youngstown State	0-4	0-2	1-4	0/1	1	0	1	0	0	0	1	12
at Ohio State												
at Southern Illinois												
Missouri Baptist												
at Austin Peay												
at Murray State												
Belmont												
Tennessee State												
Austin Peay												
Murray State												
at SIU Edwardsville												
at Eastern Illinois												
at Morehead State												
at Eastern Kentucky												
Jacksonville State												
Tennessee Tech												
UT Martin												
SIU Edwardsville												
at Jacksonville State												
at Tennessee Tech												
Eastern Illinois												
at UT Martin												
Total	2-6	1-3	1-4	0/2	2	0	6	0	1	0	2	30

* - Game Started

2019-20 Season/Career-Highs


Points	3	vs. Denver (11/30/19)
Total Rebounds	1	2x, last at Youngstown State (12/15/19)
Offensive	-	
Defensive	1	2x, last at Youngstown State (12/15/19)
FG Made	1	2x, last at Abilene Christian (12/5/19)
FG Attempted	4	at Youngstown State (12/15/19)
3-Point FG Made	1	vs. Denver (11/30/19)
3-Point FG Attempted	2	at Youngstown State (12/15/19)
FT Made	1	at Youngstown State (12/15/19)
FT Attempted	4	at Youngstown State (12/15/19)
Assists	-	
Blocks	-	
Steals	1	2x, last at Youngstown State (12/15/19)
Minutes	12	at Youngstown State (12/15/19)

Love's Career Statistics at Southeast Missouri

Season	G-GS	Min	Avg	FG-FGA	Pct	3FG-3FGA	Pct	FT-FTA	Pct	Off	Def	Tot	Avg	PF	FO	A	TO	Blk	Stl	Pts	Avg
2019-20	5-0	30	6.0	2-6	.333	1-3	.333	1-4	.250	0	2	2	0.4	0	0	0	1	0	2	6	1.2
Ohio Valley Conference Games Only																					
Season	G-GS	Min	Avg	FG-FGA	Pct	3FG-3FGA	Pct	FT-FTA	Pct	Off	Def	Tot	Avg	PF	FO	A	TO	Blk	Stl	Pts	Avg
2019-20																					



2019-20 BASKETBALL NOTES



► Guard
► Freshman (1)
► 6-2 ► 175
► Chicago, Ill.
► St. Patrick H.S.

JAKOB MEDINA

20

2019-20: --

Medina's Game-by-Game Statistics

2019-20	FG	3P	FT	O/D	REB	F	PTS	A	TO	B	S	M
at Vanderbilt	DNP	-	-	-	-	-	-	-	-	-	-	-
Purdue Fort Wayne	DNP	-	-	-	-	-	-	-	-	-	-	-
The Citadel	DNP	-	-	-	-	-	-	-	-	-	-	-
Missouri S&T	DNP	-	-	-	-	-	-	-	-	-	-	-
vs. Cal State Fullerton	DNP	-	-	-	-	-	-	-	-	-	-	-
at Santa Clara	DNP	-	-	-	-	-	-	-	-	-	-	-
vs. Denver	DNP	-	-	-	-	-	-	-	-	-	-	-
at Abilene Christian	DNP	-	-	-	-	-	-	-	-	-	-	-
at Drake	DNP	-	-	-	-	-	-	-	-	-	-	-
at Youngstown State	DNP	-	-	-	-	-	-	-	-	-	-	-
at Ohio State												
at Southern Illinois												
Missouri Baptist												
at Austin Peay												
at Murray State												
Belmont												
Tennessee State												
Austin Peay												
Murray State												
at SIU Edwardsville												
at Eastern Illinois												
at Morehead State												
at Eastern Kentucky												
Jacksonville State												
Tennessee Tech												
UT Martin												
SIU Edwardsville												
at Jacksonville State												
at Tennessee Tech												
Eastern Illinois												
at UT Martin												
Total												

* - Game Started

2019-20 Season/Career-Highs


Points	-
Total Rebounds	-
Offensive	-
Defensive	-
FG Made	-
FG Attempted	-
3-Point FG Made	-
3-Point FG Attempted	-
FT Made	-
FT Attempted	-
Assists	-
Blocks	-
Steals	-
Minutes	-

Medina's Career Statistics at Southeast Missouri

Season	G-GS	Min	Avg	FG-FGA	Pct	3FG-3FGA	Pct	FT-FTA	Pct	Off	Def	Tot	Avg	PF	FQ	A	TO	Blk	Stl	Pts	Avg
2019-20																					
Overall																					
Ohio Valley Conference Games Only																					
Season	G-GS	Min	Avg	FG-FGA	Pct	3FG-3FGA	Pct	FT-FTA	Pct	Off	Def	Tot	Avg	PF	FQ	A	TO	Blk	Stl	Pts	Avg
2019-20																					



2019-20 BASKETBALL NOTES



- Forward
- Junior (3)
- 6-6 ► 190
- Lee's Summit, Mo.
- Kansas City East Christian Academy
- John Wood CC

EVAN MORRISON

12

2019-20: Logged his first minutes of the season when he came off the bench to play in all three of Southeast Missouri's games at the Cable Car Classic...Played a season-high six minutes at Santa Clara (11/29).

Morrison's Game-by-Game Statistics

2019-20	FG	3P	FT	Q/D	REB	E	PTS	A	TO	B	S	M
at Vanderbilt	DNP	-	-	-	-	-	-	-	-	-	-	-
Purdue Fort Wayne	DNP	-	-	-	-	-	-	-	-	-	-	-
The Citadel	DNP	-	-	-	-	-	-	-	-	-	-	-
Missouri S&T	DNP	-	-	-	-	-	-	-	-	-	-	-
vs. Cal State Fullerton	0-0	0-0	0-0	0/0	0	0	0	0	0	0	0	0+
at Santa Clara	0-0	0-0	0-0	0/0	0	1	0	0	0	0	0	6
vs. Denver	0-0	0-0	0-0	0/0	0	0	0	0	0	0	0	1
at Abilene Christian	0-1	0-1	0-0	0/0	0	0	0	0	0	0	1	5
at Drake	DNP	-	-	-	-	-	-	-	-	-	-	-
at Youngstown State	DNP	-	-	-	-	-	-	-	-	-	-	-
at Ohio State												
at Southern Illinois												
Missouri Baptist												
at Austin Peay												
at Murray State												
Belmont												
Tennessee State												
Austin Peay												
Murray State												
at SIU Edwardsville												
at Eastern Illinois												
at Morehead State												
at Eastern Kentucky												
Jacksonville State												
Tennessee Tech												
UT Martin												
SIU Edwardsville												
at Jacksonville State												
at Tennessee Tech												
Eastern Illinois												
at UT Martin												
Total	0-1	0-1	0-0	0/0	0	1	0	0	0	0	1	12

* - Game Started

2019-20 Season/Career-Highs

Points	-
Total Rebounds	-
Offensive	-
Defensive	-
FG Made	-
FG Attempted.....	1 at Abilene Christian (12/5/19)
3-Point FG Made.....	-
3-Point FG Attempted.....	1 at Abilene Christian (12/5/19)
FT Made.....	-
FT Attempted.....	-
Assists	-
Blocks.....	-
Steals.....	1 at Abilene Christian (12/5/19)
Minutes	6 at Santa Clara (11/29/19)

Morrison's Career Statistics at Southeast Missouri

Season	G-GS	Min	Avg	FG-FGA	Pct	3FG-3FGA	Pct	FT-FTA	Pct	Off	Def	Tot	Avg	PF	FO	A	TO	Blk	Stl	Pts	Avg
2019-20	4-0	12	3.0	0-1	.000	0-1	.000	0-0	.000	0	0	0	0.0	1	0	0	0	0	1	0	0.0
Ohio Valley Conference Games Only																					
Season	G-GS	Min	Avg	FG-FGA	Pct	3FG-3FGA	Pct	FT-FTA	Pct	Off	Def	Tot	Avg	PF	FO	A	TO	Blk	Stl	Pts	Avg
2019-20																					



2019-20 BASKETBALL NOTES



► Guard
► Freshman (1)
► 6-1 ► 180
► Atlanta, Ga.
► Scotland Prep School (Pa.)

DQ NICHOLAS

11

2019-20: Became the Redhawks first 20-point scorer this season when he dropped in a game-high 24 on 9-of-16 field goals and 5-of-6 free throws vs. The Citadel (11/19)...Scored double-digits for the first time in his career against the Bulldogs...Is fourth on the team with 9.2 points per game... Scored eight points in his first career start vs. Purdue Fort Wayne (11/10)... Tallied five points and dished out one assist in his first career NCAA Division I game at Vanderbilt (11/6)...Pitched in a game-high 21 points and made a perfect 14-of-14 free throws at Abilene Christian (12/5)...All of those free throws were in the second half...Was named Ohio Valley Conference Co-Freshman of the Week on Dec. 9...Ranks 11th in the OVC in free throw percentage (.757).

Nicholas' Game-by-Game Statistics

2019-20	FG	3P	FT	O/D	REB	F	PTS	A	TO	B	S	M
at Vanderbilt	1-2	1-1	2-2	0/1	1	0	5	1	2	0	0	16
Purdue Fort Wayne*	3-4	0-1	2-2	0/2	2	1	8	2	2	0	0	22
The Citadel*	9-16	1-3	5-6	0/6	6	1	24	0	6	0	0	29
Missouri S&T*	1-4	0-1	0-0	0/6	6	2	2	1	1	1	1	28
vs. Cal State Fullerton*	2-8	2-4	0-2	0/0	0	2	6	0	1	0	0	26
at Santa Clara*	3-6	1-3	4-6	0/3	3	3	11	3	3	0	1	27
vs. Denver*	1-3	1-3	0-0	0/0	0	1	3	2	1	0	1	21
at Abilene Christian*	3-5	1-2	14-14	0/4	4	3	21	2	1	0	3	33
at Drake*	3-11	0-2	1-3	1/4	5	1	7	3	3	0	2	34
at Youngstown State*	2-7	1-2	0-2	0/1	1	3	5	0	1	0	0	19
at Ohio State												
at Southern Illinois												
Missouri Baptist												
at Austin Peay												
at Murray State												
Belmont												
Tennessee State												
Austin Peay												
Murray State												
at SIU Edwardsville												
at Eastern Illinois												
at Morehead State												
at Eastern Kentucky												
Jacksonville State												
Tennessee Tech												
UT Martin												
SIU Edwardsville												
at Jacksonville State												
at Tennessee Tech												
Eastern Illinois												
at UT Martin												
Total	28-66	8-22	28-37	1/27	28	17	92	14	21	1	8	255

* - Game Started

2019-20 Season/Career-Highs

Points	24	vs. The Citadel (11/19/19)
Total Rebounds	6	2x, last vs. Missouri S&T (11/22/19)
Offensive	1	at Drake (12/7/19)
Defensive	6	2x, last vs. Missouri S&T (11/22/19)
FG Made	9	vs. The Citadel (11/19/19)
FG Attempted	16	vs. The Citadel (11/19/19)
3-Point FG Made	2	vs. Cal State Fullerton (11/27/19)
3-Point FG Attempted	4	vs. Cal State Fullerton (11/27/19)
FT Made	14	at Abilene Christian (12/5/19)
FT Attempted	14	at Abilene Christian (12/5/19)
Assists	3	2x, last at Drake (12/7/19)
Blocks	1	vs. Missouri S&T (11/22/19)
Steals	3	at Abilene Christian (12/5/19)
Minutes	34	at Drake (12/7/19)

Nicholas' Career Statistics at Southeast Missouri

Overall																			
Season	G-GS	Min	Avg	FG-FGA	Pct	3FG-3FGA	Pct	FT-FTA	Pct	Off	Def	Tot	Avg	PF	FO	A	TO	Blk	Stl
2019-20	10-9	255	25.5	28-66	.424	8-22	.364	28-37	.757	1	27	28	2.8	17	0	14	21	1	8
Ohio Valley Conference Games Only																			
Season	G-GS	Min	Avg	FG-FGA	Pct	3FG-3FGA	Pct	FT-FTA	Pct	Off	Def	Tot	Avg	PF	FO	A	TO	Blk	Stl
2019-20																			



2019-20 BASKETBALL NOTES



► Guard
► Sophomore (3)
► 6-4 ► 205
► Houston, Texas
► ASPIRE Academy (Ky.)

NYGAL RUSSELL

25

2019-20: Played the first nine games off the bench...Averages 3.1 points and 2.2 rebounds per contest...Scored six points and had two rebounds in 24 minutes at Vanderbilt (11/6)...Posted season-highs in points (10) and rebounds (7) at Santa Clara (11/29).

Russell's Game-by-Game Statistics

2019-20	FG	3P	FT	Q/D	REB	E	PTS	A	TO	B	S	M
at Vanderbilt	3-8	0-4	0-0	0/2	2	2	6	0	2	0	0	24
Purdue Fort Wayne	0-1	0-0	0-0	0/0	0	0	0	0	0	0	0	5
The Citadel	1-4	0-2	0-0	0/1	1	0	2	0	2	0	1	10
Missouri S&T	0-2	0-1	0-0	0/1	1	0	0	0	0	0	1	10
vs. Cal State Fullerton	0-2	0-1	1-2	0/2	2	3	1	1	2	0	0	13
at Santa Clara	3-7	0-1	4-4	0/7	7	2	10	1	1	1	2	21
vs. Denver	4-6	1-3	0-0	0/3	3	3	9	0	3	0	0	16
at Abilene Christian	0-4	0-1	0-0	1/1	2	2	0	1	1	0	0	15
at Drake	0-1	0-0	0-0	0/2	2	1	0	0	1	0	0	8
at Youngstown State	DNP	-	-	-	-	-	-	-	-	-	-	-
at Ohio State												
at Southern Illinois												
Missouri Baptist												
at Austin Peay												
at Murray State												
Belmont												
Tennessee State												
Austin Peay												
Murray State												
at SIU Edwardsville												
at Eastern Illinois												
at Morehead State												
at Eastern Kentucky												
Jacksonville State												
Tennessee Tech												
UT Martin												
SIU Edwardsville												
at Jacksonville State												
at Tennessee Tech												
Eastern Illinois												
at UT Martin												
Total	11-35	1-13	5-6	1/19	20	13	28	3	12	1	4	122

* - Game Started

2019-20 Season-Highs

Points	10	at Santa Clara (11/29/19)
Total Rebounds	7	at Santa Clara (11/29/19)
Offensive	1	at Abilene Christian (12/5/19)
Defensive	7	at Santa Clara (11/29/19)
FG Made	4	vs. Denver (11/30/19)
FG Attempted	8	at Vanderbilt (11/6/19)
3-Point FG Made	1	vs. Denver (11/30/19)
3-Point FG Attempted	4	at Vanderbilt (11/6/19)
FT Made	4	at Santa Clara (11/29/19)
FT Attempted	4	at Santa Clara (11/29/19)
Assists	1	3x, last at Abilene Christian (12/5/19)
Blocks	1	at Santa Clara (11/29/19)
Steals	2	at Santa Clara (11/29/19)
Minutes	24	at Vanderbilt (11/6/19)

Career-Highs


Points	12	at Murray State (2/23/19)
Total Rebounds	8	vs. Belmont (3/2/19)
Offensive	3	at Mississippi Valley State (12/4/18)
Defensive	7	2x, last at Santa Clara (11/29/19)
FG Made	5	vs. Tennessee Tech (2/7/19)
FG Attempted	9	vs. Tennessee Tech (2/7/19)
3-Point FG Made	3	at SIU Edwardsville (1/3/19)
3-Point FG Attempted	5	at SIU Edwardsville (1/3/19)
FT Made	8	at Austin Peay (2/21/19)
FT Attempted	8	at Austin Peay (2/21/19)
Assists	6	at Eastern Illinois (2/16/19)
Blocks	1	2x, last at Santa Clara (11/29/19)
Steals	3	vs. Tennessee Tech (2/7/19)
Minutes	27	vs. Belmont (3/2/19)

Russell's Career Statistics at Southeast Missouri

Overall																			
Season	G-GS	Min	Avg	FG-FGA	Pct	3FG-3FGA	Pct	FT-FTA	Pct	Off	Def	Tot	Avg	PF	FQ	A	TO	Blk	Stl
2018-19	31-9	499	16.1	53-147	.361	16-53	.302	43-62	.694	13	69	82	2.6	60	2	44	40	2	13
2019-20	9-0	122	13.6	11-35	.314	1-13	.077	5-6	.833	1	19	20	2.2	13	0	3	12	1	4
Total	40-9	621	15.5	64-182	.352	17-66	.258	48-68	.706	14	88	102	2.6	73	2	47	52	3	17
Ohio Valley Conference Games Only																			
Season	G-GS	Min	Avg	FG-FGA	Pct	3FG-3FGA	Pct	FT-FTA	Pct	Off	Def	Tot	Avg	PF	FQ	A	TO	Blk	Stl
2018-19	18-8	297	16.5	33-93	.355	11-34	.324	37-50	.740	7	33	40	2.2	38	1	28	24	2	8
2019-20																			
Total																			



2019-20 BASKETBALL NOTES



- Forward
- Sophomore (2)
- 6-8 ► 210
- Richmond, Texas
- Combine Academy (N.C.)

SAGE TOLBERT

23

2019-20: Scored double figures for the first time this season when he finished with 12 points and eight rebounds vs. Purdue Fort Wayne (11/10)... Had nine points, seven rebounds, one assist and a steal in his first start of the season at Vanderbilt (11/6)...Rates third on the team in scoring with 9.9 points a game...Leads the team in rebounding with 6.7 boards per contest...Is second on the team in field goal percentage (.576)...Pitched in a season-high 17 points at Drake (12/7)...Scored 16 points and had nine rebounds vs. Missouri S&T (11/22)...Turned in a double-double 13 points and 10 rebounds vs. Cal State Fullerton (11/27)...Ranks 26th in the Ohio Valley Conference in scoring, tied for eighth in rebounding, ninth in field goal percentage, fifth in offensive rebounds (2.5 rpg) and 15th in defensive rebounds (4.2).

Tolbert's Game-by-Game Statistics

2019-20	FG	3P	FT	O/D	REB	F	PTS	A	TO	B	S	M
at Vanderbilt*	3-8	0-0	3-4	2/5	7	1	9	1	3	0	1	29
Purdue Fort Wayne*	4-6	0-0	3-6	2/6	8	2	11	1	2	0	2	22
The Citadel*	3-5	0-0	0-1	4/2	6	4	6	1	2	0	1	28
Missouri S&T*	6-7	0-0	4-8	4/5	9	4	16	2	1	0	1	34
vs. Cal State Fullerton*	4-8	0-0	5-5	3/7	10	4	13	0	0	0	0	22
at Santa Clara*	3-3	0-0	1-4	0/2	2	4	7	1	5	0	0	20
vs. Denver*	3-6	0-1	0-0	2/4	6	3	6	0	0	0	1	11
at Abilene Christian*	4-6	0-1	6-8	3/6	9	3	14	2	3	2	0	27
at Drake*	4-7	0-1	9-14	3/3	6	2	17	1	4	0	1	34
at Youngstown State*	0-3	0-0	0-0	2/2	4	1	0	1	3	0	1	20
at Ohio State												
at Southern Illinois												
Missouri Baptist												
at Austin Peay												
at Murray State												
Belmont												
Tennessee State												
Austin Peay												
Murray State												
at SIU Edwardsville												
at Eastern Illinois												
at Morehead State												
at Eastern Kentucky												
Jacksonville State												
Tennessee Tech												
UT Martin												
SIU Edwardsville												
at Jacksonville State												
at Tennessee Tech												
Eastern Illinois												
at UT Martin												
Total	34-59	0-3	31-50	25/42	67	28	99	10	23	2	8	247

* - Game Started

2019-20 Season-Highs

Points	17	at Drake (12/7/19)
Total Rebounds	10	vs. Cal State Fullerton (11/27/19)
Offensive	4	2x, last vs. Missouri S&T (11/22/19)
Defensive	7	vs. Cal State Fullerton (11/27/19)
FG Made	6	vs. Missouri S&T (11/22/19)
FG Attempted	8	2x, last vs. Cal State Fullerton (11/27/19)
3-Point FG Made	-	-
3-Point FG Attempted	1	3x, last at Drake (12/7/19)
FT Made	9	at Drake (12/7/19)
FT Attempted	14	at Drake (12/7/19)
Assists	2	2x, last at Abilene Christian (12/5/19)
Blocks	2	at Abilene Christian (12/5/19)
Steals	2	vs. Purdue Fort Wayne (11/10/19)
Minutes	34	2x, last at Drake (12/7/19)

Career-Highs


Points	18	vs. Eastern Kentucky (1/24/19)
Total Rebounds	11	at Mississippi Valley State (12/4/18)
Offensive	5	at Bradley (11/10/18)
Defensive	10	at Mississippi Valley State (12/4/18)
FG Made	8	vs. Eastern Kentucky (1/24/19)
FG Attempted	9	vs. Eastern Kentucky (1/24/19)
3-Point FG Made	1	3x, last at Belmont (1/31/19)
3-Point FG Attempted	2	vs. Western Illinois (12/1/18)
FT Made	9	at Drake (12/7/19)
FT Attempted	14	at Drake (12/7/19)
Assists	2	2x, last at Abilene Christian (12/5/19)
Blocks	2	3x, last at Abilene Christian (12/5/19)
Steals	2	2x, last vs. Purdue Fort Wayne (11/10/19)
Minutes	34	2x, last at Drake (12/7/19)

Tolbert's Career Statistics at Southeast Missouri

Overall																			
Season	G-GS	Min	Avg	FG-FGA	Pct	3FG-3FGA	Pct	FT-FTA	Pct	Off	Def	Tot	Avg	PF	FO	A	TO	Blk	Stl
2018-19	31-27	628	20.3	72-158	.456	3-8	.375	47-86	.547	55	101	156	5.0	96	8	8	63	18	15
2019-20	10-10	247	24.7	34-59	.576	0-3	.000	31-50	.620	25	42	67	6.7	28	0	10	23	2	8
Total	41-37	875	21.3	106-217	.488	3-11	.273	78-136	.574	80	143	223	5.4	124	8	18	86	20	23
Ohio Valley Conference Games Only																			
Season	G-GS	Min	Avg	FG-FGA	Pct	3FG-3FGA	Pct	FT-FTA	Pct	Off	Def	Tot	Avg	PF	FO	A	TO	Blk	Stl
2018-19	18-14	346	19.2	40-87	.460	2-4	.500	31-52	.596	27	48	75	4.2	52	5	3	32	11	7
2019-20																			
Total																			



2019-20 BASKETBALL NOTES



- Forward
- Senior (5)
- 6-8 ► 215
- Mobile, Ala.
- Gardendale H.S.
- McNeese State

QUATTARIUS WILSON 10

2019-20: Averages 6.6 points and 6.2 rebounds per game through 10 games and eight starts...Ranks second on the team and 13th in the Ohio Valley Conference in rebounding...Is 11th among league leaders in blocked shots (8) and sixth in offensive rebounds (2.4)...Turned in a double-double 12 points and 13 rebounds in his first career Southeast Missouri start at Vanderbilt (11/6)...Added 11 points and eight boards vs. Purdue Fort Wayne (11/10)...Leads the team with two double-doubles...Scored double figures in four of his nine games.

Wilson's Game-by-Game Statistics

2019-20	FG	3P	FT	Q/D	REB	E	PTS	A	TO	B	S	M
at Vanderbilt*	4-11	0-0	4-7	6/7	13	2	12	1	3	1	2	30
Purdue Fort Wayne*	3-8	0-1	5-6	3/5	8	5	11	4	1	0	2	26
The Citadel*	2-3	0-1	4-6	2/5	7	4	8	1	1	3	0	24
Missouri S&T*	3-7	1-1	4-8	2/4	6	3	11	1	2	0	0	19
vs. Cal State Fullerton*	1-8	0-2	1-1	1/5	6	2	3	2	3	2	1	18
at Santa Clara*	0-2	0-0	2-2	1/1	2	2	2	0	0	1	0	17
vs. Denver*	4-4	0-0	2-4	5/6	11	3	10	1	3	0	0	27
at Abilene Christian*	1-6	0-1	1-2	2/1	3	5	3	0	3	1	2	21
at Drake	2-4	0-0	0-0	1/2	3	5	4	0	0	0	0	13
at Youngstown State	1-4	0-0	0-2	1/2	3	3	2	0	0	0	0	16
at Ohio State												
at Southern Illinois												
Missouri Baptist												
at Austin Peay												
at Murray State												
Belmont												
Tennessee State												
Austin Peay												
Murray State												
at SIU Edwardsville												
at Eastern Illinois												
at Morehead State												
at Eastern Kentucky												
Jacksonville State												
Tennessee Tech												
UT Martin												
SIU Edwardsville												
at Jacksonville State												
at Tennessee Tech												
Eastern Illinois												
at UT Martin												
Total	21-57	1-6	23-38	24/38	62	34	66	10	16	8	7	211

* - Game Started

2019-20 Season/Career-Highs

Points	12	at Vanderbilt (11/6/19)
Total Rebounds	13	at Vanderbilt (11/6/19)
Offensive	6	at Vanderbilt (11/6/19)
Defensive	7	at Vanderbilt (11/6/19)
FG Made	4	2x, last vs. Denver (11/30/19)
FG Attempted	11	at Vanderbilt (11/6/19)
3-Point FG Made	1	vs. Missouri S&T (11/22/19)
3-Point FG Attempted	2	vs. Cal State Fullerton (11/27/19)
FT Made	5	vs. Purdue Fort Wayne (11/10/19)
FT Attempted	8	vs. Missouri S&T (11/22/19)
Assists	4	vs. Purdue Fort Wayne (11/10/19)
Blocks	3	vs. The Citadel (11/19/19)
Steals	2	3x, last at Abilene Christian (12/5/19)
Minutes	30	at Vanderbilt (11/6/19)

Wilson's Career Statistics at Southeast Missouri

Overall																	
Season	G-GS	Min	Avg	FG-FGA	Pct	3FG-3FGA	Pct	FT-FTA	Pct	Off	Def	Tot	Avg	PF	FO	A	TO
2019-20	10-8	211	21.1	21-57	.368	1-6	.167	23-38	.605	24	38	62	6.2	34	3	10	16
Ohio Valley Conference Games Only																	
Season	G-GS	Min	Avg	FG-FGA	Pct	3FG-3FGA	Pct	FT-FTA	Pct	Off	Def	Tot	Avg	PF	FO	A	TO
2019-20																	



SEASON/CAREER STATISTICS



2019-20 Southeast Missouri Basketball Southeast Missouri Season/Career Statistics (as of Dec 15, 2019) All games



SEASON STATISTICS

CAREER STATISTICS

SUMMARY	gp-gs	min/g	fg%	3fg%	ft%	r/g	a/g	stl	blk	pts/g	gp-gs	min/g	fg%	3fg%	ft%	r/g	a/g	stl	blk	pts/g
HARRIS, Chris	2-0	27.0	.600	.714	.800	3.0	1.0	0	1	15.5	2-0	27.0	.600	.714	.800	3.0	1.0	0	1	15.5
CALDWELL, Alex	10-10	31.4	.381	.325	.783	2.1	2.3	13	4	10.5	34-15	23.8	.424	.368	.783	1.9	1.9	35	9	9.2
TOLBERT, Sage	10-10	24.7	.576	.000	.620	6.7	1.0	8	2	9.9	41-37	21.3	.488	.273	.574	5.4	0.4	23	20	7.1
NICHOLAS, DQ	10-9	25.5	.424	.364	.757	2.8	1.4	8	1	9.2	10-9	25.5	.424	.364	.757	2.8	1.4	8	1	9.2
HOGAN, Skyler	10-10	26.8	.479	.419	.667	4.9	0.8	6	0	8.9	40-37	26.5	.446	.388	.745	3.7	1.0	27	5	10.2
AGNEW, Darrious	10-2	13.8	.492	.400	.654	3.0	0.7	9	0	7.9	10-2	13.8	.492	.400	.654	3.0	0.7	9	0	7.9
WILSON, Quatarrius	10-8	21.1	.368	.167	.605	6.2	1.0	7	8	6.6	10-8	21.1	.368	.167	.605	6.2	1.0	7	8	6.6
GABLE, Isaiah	10-0	19.8	.383	.290	.286	2.6	0.7	3	0	4.7	56-24	19.5	.437	.376	.684	2.7	0.8	14	6	6.5
RUSSELL, Nygal	9-0	13.6	.314	.077	.833	2.2	0.3	4	1	3.1	40-9	15.5	.352	.258	.706	2.6	1.2	17	3	4.8
KAO, Oscar	10-1	15.1	.316	.125	.429	0.8	1.4	7	0	2.8	30-1	10.5	.429	.452	.636	0.7	1.2	13	0	3.1
LOVE, Jordan	5-0	6.0	.333	.333	.250	0.4	0.0	2	0	1.2	5-0	6.0	.333	.333	.250	0.4	0.0	2	0	1.2
MORRISON, Evan	4-0	3.0	.000	.000	.000	0.0	0.0	1	0	0.0	4-0	3.0	.000	.000	.000	0.0	0.0	1	0	0.0

SCORING	fg-fga	fg%	3fg-fga	3fg%	ft-fa	ft%	pts	pts/g	fg-fga	fg%	3fg-fga	3fg%	ft-fa	ft%	pts	pts/g
HARRIS, Chris	9-15	.600	5-7	.714	8-10	.800	31	15.5	9-15	.600	5-7	.714	8-10	.800	31	15.5
CALDWELL, Alex	37-97	.381	13-40	.325	18-23	.783	105	10.5	108-255	.424	43-117	.368	54-69	.783	313	9.2
TOLBERT, Sage	34-59	.576	0-3	.000	31-50	.620	99	9.9	106-217	.488	3-11	.273	78-136	.574	293	7.1
NICHOLAS, DQ	28-66	.424	8-22	.364	28-37	.757	92	9.2	28-66	.424	8-22	.364	28-37	.757	92	9.2
HOGAN, Skyler	34-71	.479	13-31	.419	8-12	.667	89	8.9	154-345	.446	59-152	.388	41-55	.745	408	10.2
AGNEW, Darrious	30-61	.492	2-5	.400	17-26	.654	79	7.9	30-61	.492	2-5	.400	17-26	.654	79	7.9
WILSON, Quatarrius	21-57	.368	1-6	.167	23-38	.605	66	6.6	21-57	.368	1-6	.167	23-38	.605	66	6.6
GABLE, Isaiah	18-47	.383	9-31	.290	2-7	.286	47	4.7	125-286	.437	73-194	.376	39-57	.684	362	6.5
RUSSELL, Nygal	11-35	.314	1-13	.077	5-6	.833	28	3.1	64-182	.352	17-66	.258	48-68	.706	193	4.8
KAO, Oscar	12-38	.316	1-8	.125	3-7	.429	28	2.8	36-84	.429	14-31	.452	7-11	.636	93	3.1
LOVE, Jordan	2-6	.333	1-3	.333	1-4	.250	6	1.2	2-6	.333	1-3	.333	1-4	.250	6	1.2
MORRISON, Evan	0-1	.000	0-1	.000	0-0	.000	0	0.0	0-1	.000	0-1	.000	0-0	.000	0	0.0

TOTALS	o-reb	d-reb	t-reb	pf	fo	ast	to	a/to	o-reb	d-reb	t-reb	pf	fo	ast	to	a/to
HARRIS, Chris	0	6	6	5	0	2	5	0.4	0	6	6	5	0	2	5	0.4
CALDWELL, Alex	3	18	21	20	1	23	24	1.0	17	49	66	71	1	63	55	1.1
TOLBERT, Sage	25	42	67	28	0	10	23	0.4	80	143	223	124	8	18	86	0.2
NICHOLAS, DQ	1	27	28	17	0	14	21	0.7	1	27	28	17	0	14	21	0.7
HOGAN, Skyler	4	45	49	17	1	8	16	0.5	20	127	147	59	1	41	51	0.8
AGNEW, Darrious	10	20	30	21	0	7	10	0.7	10	20	30	21	0	7	10	0.7
WILSON, Quatarrius	24	38	62	34	3	10	16	0.6	24	38	62	34	3	10	16	0.6
GABLE, Isaiah	3	23	26	19	0	7	8	0.9	24	125	149	97	0	47	46	1.0
RUSSELL, Nygal	1	19	20	13	0	3	12	0.3	14	88	102	73	2	47	52	0.9
KAO, Oscar	4	4	8	20	1	14	8	1.8	6	15	21	35	1	35	22	1.6
LOVE, Jordan	0	2	2	0	0	0	1	0.0	0	2	2	0	0	0	1	0.0
MORRISON, Evan	0	0	0	1	0	0	0	0.0	0	0	0	1	0	0	0	0.0



BOX SCORES

GAME 1

VANDERBILT 83, SOUTHEAST MISSOURI 65

November 6, 2019 • Memorial Gymnasium • Nashville, Tenn.

Southeast Mo. St. 65 • 0-1,0-0 OVC

#	Player	Total		3-Ptr		Rebounds		PF	TP	A	T	Blk	Stl	Min
		FG	FGA	FG	FGA	FT	FTA							
10	Quatarrius Wilson	f	4-11	0-0	4-7	6	7	13	2	12	1	3	1	30
23	Sage Tolbert	f	3-8	0-0	3-4	2	5	7	1	9	1	3	0	29
00	Alex Caldwell	g	3-8	0-3	2-2	0	4	4	3	8	1	1	0	32
03	Skyler Hogan	g	1-2	0-1	0-0	0	1	1	1	2	1	1	0	9
04	Oscar Kao	g	0-0	0-0	0-0	1	2	1	0	0	1	0	0	12
05	Chris Harris	g	6-9	2-3	1-2	0	1	1	2	15	0	3	1	28
11	DQ Nicholas	g	1-2	1-1	2-2	0	1	1	0	5	1	2	0	16
13	Isaiah Gable	g	1-4	0-1	0-1	2	0	2	1	2	0	0	0	10
25	Nygal Russell	g	3-8	0-4	0-0	0	2	2	2	6	0	2	0	24
44	Darrious Agnew	g	3-6	0-0	0-0	1	1	2	1	6	0	0	0	10
Team						2	1	3						
Totals			25-58	3-13	12-18	14	24	38	14	65	5	16	2	4

FG % 1st Half: 12-26 46.2% 2nd half: 13-32 40.6% Game: 25-58 43.1%
3FG % 1st Half: 2-7 28.6% 2nd half: 1-6 16.7% Game: 3-13 23.1%
FT % 1st Half: 6-10 60.0% 2nd half: 6-8 75.0% Game: 12-18 66.7%

Vanderbilt 83 • 1-0,0-0 SEC

#	Player	Total		3-Ptr		Rebounds		PF	TP	A	T	Blk	Stl	Min
		FG	FGA	FG	FGA	FT	FTA							
13	Matthew Moyer	f	1-5	0-3	0-0	0	6	6	2	2	0	1	2	21
15	Clevon Brown	f	6-9	3-4	0-0	5	3	8	0	15	0	2	2	31
24	Aaron Nesmith	f	8-12	7-11	2-2	0	4	4	2	25	2	2	1	34
02	Scotty Pippen Jr.	g	2-8	1-4	2-4	0	2	2	2	7	6	2	0	26
03	Maxwell Evans	g	2-3	2-3	0-1	0	1	1	2	6	3	1	0	24
00	Saben Lee	g	8-16	1-5	4-6	1	3	4	3	21	4	0	0	28
01	Dylan Disu	g	0-5	0-4	0-0	1	4	5	2	0	0	1	1	18
04	Jordan Wright	g	0-0	0-0	0-0	0	1	1	1	0	1	2	1	8
50	Ejike Obinna	g	3-3	0-0	1-1	0	0	0	3	7	0	1	1	8
55	Oton Jankovic	g	0-0	0-0	0-0	0	0	0	1	0	1	1	0	2
Team						3	1	4						
Totals			30-61	14-34	9-14	10	25	35	18	83	17	12	8	200

FG % 1st Half: 13-30 43.3% 2nd half: 17-31 54.8% Game: 30-61 49.2%
3FG % 1st Half: 5-17 29.4% 2nd half: 9-17 52.9% Game: 14-34 41.2%
FT % 1st Half: 1-3 33.3% 2nd half: 8-11 72.7% Game: 9-14 64.3%

Officials: Will Howard, Steven Anderson, Doug Shows
Technical fouls: Southeast Mo. St.-TEAM, Vanderbilt-None.
Attendance: 8097
2019-20 Men's Basketball. Round: 0. Southeast Mo. St. vs Vanderbilt. Played at

Score by periods	1st	2nd	Total
Southeast Mo. St.	32	33	65
Vanderbilt	32	51	83

Points	In	Off	2nd	Fast	Bench
SEMO	42	10	17	13	34
Vandy	30	17	4	15	28

GAME 3

THE CITADEL 74, SOUTHEAST MISSOURI 69

November 19, 2019 • Show Me Center • Cape Girardeau, Mo.

The Citadel 74 • 1-3

#	Player	Total		3-Ptr		Rebounds		PF	TP	A	T	Blk	Stl	Min
		FG	FGA	FG	FGA	FT	FTA							
23	Kaelon Harris	f	4-9	2-3	10-12	0	12	12	4	20	1	3	0	30
33	Hayden Brown	f	3-8	0-2	0-0	0	0	0	0	6	1	1	0	31
05	Fletcher Abbee	g	3-7	2-5	0-0	0	1	1	3	8	3	0	0	33
11	Kaiden Rice	g	8-15	4-9	0-0	1	2	3	1	20	0	1	0	31
13	Tyson Batista	g	2-7	0-0	0-0	3	6	9	4	4	11	7	0	36
03	Rudy Fitzgibbons III	g	0-5	0-2	0-1	0	0	0	0	2	0	0	0	11
14	Brady Spence	g	1-1	0-0	0-0	0	2	2	1	2	0	1	0	5
25	Alex Reed	g	2-3	2-3	0-0	1	4	5	4	6	0	3	0	18
31	Eddie Davis III	g	3-4	1-1	1-2	1	3	4	1	8	4	2	0	25
32	Derek Webster Jr.	g	0-0	0-0	0-0	0	0	0	0	0	0	0	0	0+
Team						3	2	5						
Totals			26-59	11-25	11-15	9	32	41	18	74	22	18	0	5

FG % 1st Half: 14-35 40.0% 2nd half: 12-24 50.0% Game: 26-59 44.1%
3FG % 1st Half: 7-19 36.8% 2nd half: 4-6 66.7% Game: 11-25 44.0%
FT % 1st Half: 5-6 83.3% 2nd half: 6-9 66.7% Game: 11-15 73.3%

Southeast Missouri 69 • 1-2

#	Player	Total		3-Ptr		Rebounds		PF	TP	A	T	Blk	Stl	Min
		FG	FGA	FG	FGA	FT	FTA							
10	WILSON, Quatarrius	f	2-3	0-1	4-6	2	5	7	4	8	1	1	3	0
23	TOLBERT, Sage	f	3-5	0-0	0-1	4	2	6	4	6	1	2	0	1
00	CALDWELL, Alex	g	1-9	0-4	2-4	1	0	1	3	4	6	5	0	28
03	HOGAN, Skyler	g	5-11	1-6	0-1	0	5	5	2	11	0	3	0	21
11	NICHOLAS, DQ	g	9-16	1-3	5-6	0	6	6	1	24	0	6	0	39
02	LOVE, Jordan	g	0-0	0-0	0-0	0	0	0	0	0	0	0	0	4
04	KAO, Oscar	g	1-4	0-1	0-0	1	0	1	2	2	0	0	0	10
13	GABLE, Isaiah	g	3-5	2-4	0-0	0	4	4	1	8	1	0	0	25
25	RUSSELL, Nygal	g	1-4	0-2	0-0	0	1	1	0	2	0	2	0	1
44	AGNEW, Darrious	g	2-5	0-0	0-0	1	2	3	2	4	0	0	0	1
Team						1	2							
Totals			27-62	4-21	11-18	10	26	36	19	69	9	19	3	8

FG % 1st Half: 12-28 42.9% 2nd half: 15-34 44.1% Game: 27-62 43.5%
3FG % 1st Half: 4-14 28.6% 2nd half: 0-7 0.0% Game: 4-21 19.0%
FT % 1st Half: 4-6 66.7% 2nd half: 7-12 58.3% Game: 11-18 61.1%

Officials: Gene Grimeshaw, Chase Vaden, Kyle Regezt
Technical fouls: The Citadel-None, Southeast Missouri-None.
Attendance: 1087

Score by periods	1st	2nd	Total
The Citadel	40	34	74
Southeast Missouri	32	37	69

Points	In	Off	2nd	Fast	Bench
CIT	26	17	15	2	16
SEMO	36	15	12	10	16

GAME 2

SOUTHEAST MISSOURI 79, PURDUE FORT WAYNE 78

November 10, 2019 • Show Me Center • Cape Girardeau, Mo.

Purdue Fort Wayne 78 • 1-2

#	Player	Total		3-Ptr		Rebounds		PF	TP	A	T	Blk	Stl	Min
		FG	FGA	FG	FGA	FT	FTA							
11	CARL, Dylan	f	5-7	1-1	0-1	1	1	2	5	11	1	3	0	26
13	HOLBA, Matt	f	4-13	3-11	6-7	1	8	9	3	17	4	0	0	30
01	GODFREY, Jarred	g	0-3	0-2	2-2	1	3	4	3	2	7	5	0	27
02	PATRICK, Brian	g	9-20	2-8	4-5	4	8	12	2	24	0	2	0	32
41	DEBERRY, Marcus	g	4-7	3-4	1-2	0	3	1	12	1	0	0	0	33
05	ROLLINS, Tionne	g	2-8	1-3	1-1	1	1	2	2	6	0	0	0	12
15	BILLUPS, Deonte	g	4-4	0-2	2-3	1	0	1	4	6	0	2	0	12
24	BLACK, DeMierre	g	0-0	0-0	0-0	0	0	0	2	0	2	3	0	14
34	BENFORD, Cameron	g	0-2	0-0	0-1	4	2	6	4	0	0	0	0	13
35	GRUNDY, Rylen	g	0-0	0-0	0-0	0	0	0	0	0	0	0	0	1
Team						2	1	3						
Totals			26-64	10-31	16-22	15	27	42	26	78	15	15	0	2

FG % 1st Half: 11-31 35.5% 2nd half: 15-33 45.5% Game: 26-64 40.6%
3FG % 1st Half: 6-18 33.3% 2nd half: 4-13 30.8% Game: 10-31 32.3%
FT % 1st Half: 4-7 57.1% 2nd half: 12-15 80.0% Game: 16-22 72.7%

Southeast Missouri 79 • 1-1

#	Player		Total		3-Ptr		Rebounds		PF	TP	A	T	Blk	Stl	Min
			FG	FGA	FG	FGA	FT	FTA							
10	WILSON, Quatarrius	f	3-8	0-1	5-6	3	5	8	5	11	4	1	0	2	26
23	TOLBERT, Sage	f	4-6	0-0	3-6	2	6	8	2	11	1	2	0	2	22
00	CALDWELL, Alex	g	4-10	2-5	2-4	0	3	3	2	12	2	3	0	0	34
03	HOGAN, Skyler	g	4-7	2-2	1-2	0	2	2	2	11	3	0	0	0	27
11	NICHOLAS, DQ	g	3-4	0-1	2-2	0	2	2	1	8	2	2	0	0	22
04	KAO, Oscar	g	1-3	0-1	0-0	1	0	1	2	2	1	0	0	0	6
05	HARRIS, Chris	g	3-6	3-4	7-8	0	5	5	3	16	2	2	0	0	26
13	GABLE, Isaiah	g	2-6	1-3	0-0	0	2	2	2	5	1	0	0	0	21
25	RUSSELL, Nygal	g	0-1	0-0	0-0	0	1	1	3	0	0	0	0	0	5
44	AGNEW, Darrius	g	1-5	0-0	1-2	0	1	1	3	0	0	0	1	1	11
	Team					2	1	3							
Totals			25-56	8-17	21-30	8	27	35	20	79	16	10	0	5	200



BOX SCORES

GAME 9

DRAKE 78, SOUTHEAST MISSOURI 73

December 7, 2019 • Knapp Center • Des Moines, Iowa

Southeast Missouri 73 • 3-6,0-0 OVC

#	Player	Total		3-Ptr		Rebounds			PF	TP	A	TO	Blk	Stl	Min
		FG	FGA	FG	FGA	FT	FTA	Off Def Tot							
23	TOLBERT, Sage	f	4-7	0-1	9-14	3	3	6	2	17	1	4	0	1	34
44	AGNEW, Darrious	f	5-7	1-1	0-1	1	3	4	3	11	4	0	0	2	19
00	CALDWELL, Alex	g	6-11	6-9	0-1	0	3	3	1	18	1	6	1	0	36
03	HOGAN, Skyler	g	3-6	2-5	1-2	0	12	12	5	9	1	2	0	1	38
11	NICHOLAS, DQ	g	3-11	0-2	1-3	1	4	5	1	7	3	3	0	2	34
04	KAO, Oscar		0-0	0-0	2-2	0	0	0	1	2	2	0	0	1	4
10	WILSON, Quatarrius		2-4	0-0	0-0	1	2	3	5	4	0	0	0	0	13
13	GABLE, Isaiah		2-3	1-1	0-0	0	0	0	3	5	0	0	0	0	14
25	RUSSELL, Nygal		0-1	0-0	0-0	0	2	2	1	0	0	1	0	0	8
	Team					1	0	1			2				
	Totals		25-50	10-19	13-23	7	29	36	22	73	12	18	1	7	200

FG % 1st Half: 14-26 53.8% 2nd half: 11-24 45.8% Game: 25-50 50.0% Deadball Rebounds 3
3FG % 1st Half: 6-11 54.5% 2nd half: 4-8 50.0% Game: 10-19 52.6%
FT % 1st Half: 9-10 90.0% 2nd half: 4-13 30.8% Game: 13-23 56.5%

Drake 78 • 8-2,0-0 MVC

#	Player	Total		3-Ptr		Rebounds			PF	TP	A	TO	Blk	Stl	Min
		FG	FGA	FG	FGA	FT	FTA	Off Def Tot							
02	Tremell Murphy	f	1-2	0-1	0-2	0	2	2	3	2	0	3	0	0	10
21	Liam Robbins	f	3-6	0-0	5-8	1	6	7	4	11	2	2	3	0	19
00	D.J. Wilkins	g	4-9	1-6	6-6	0	0	0	1	15	0	0	0	0	30
04	Anthony Murphy	g	5-11	2-6	2-2	0	0	0	2	14	0	0	0	0	29
12	Roman Penn	g	6-10	1-2	3-5	3	5	8	3	16	3	3	0	2	34
03	Garrett Sturtz		0-0	0-0	6-6	0	6	6	2	6	0	1	1	1	23
11	Antonio Pilipovic		0-3	0-3	0-1	0	2	2	2	0	1	1	0	2	20
14	Noah Thomas		4-6	1-2	2-4	0	2	2	2	11	2	0	1	4	24
20	Jonah Jackson		1-2	1-2	0-0	0	0	0	0	3	0	0	0	0	7
23	Joseph Yesufu		0-2	0-1	0-0	0	0	0	0	0	1	0	0	0	4
	Team					1	1	2							
	Totals		24-51	6-23	24-34	5	24	29	19	78	9	10	5	9	200

FG % 1st Half: 13-25 52.0% 2nd half: 11-26 42.3% Game: 24-51 47.1% Deadball Rebounds 3,1
3FG % 1st Half: 2-10 20.0% 2nd half: 4-13 30.8% Game: 6-23 26.1%
FT % 1st Half: 9-13 69.2% 2nd half: 15-21 71.4% Game: 24-34 70.6%

Officials: Mick Fieldbinder,Dave Cusick,Tim Fitzgerald

Technical fouls: Southeast Missouri-CALDWELL, Alex. Drake-None.

Attendance: 2723

2019-20 Men's Basketball. Round: 0. Drake vs Southeast Mo. St.. Played at Drak

Score by periods	1st	2nd	Total
Southeast Missouri	43	30	73
Drake	37	41	78

Points	In Paint	Off T/O	2nd Chance	Fast Break	Bench
SEMO	26	11	4	2	11
DRA	28	25	4	8	20

GAME 10

YOUNGSTOWN STATE 65, SOUTHEAST MISSOURI 50

December 15, 2019 • Beehly Center • Youngstown, Ohio

Southeast Missouri 50 • 3-7,0-0 OVC

#	Player	Total		3-Ptr		Rebounds			PF	TP	A	TO	Blk	Stl	Min
		FG	FGA	FG	FGA	FT	FTA	Off Def Tot							
23	TOLBERT, Sage	f	0-3	0-0	0-0	2	2	4	1	0	1	3	0	1	20
44	AGNEW, Darrious	f	8-14	0-1	1-3	2	4	6	3	17	1	2	0	2	20
00	CALDWELL, Alex	g	0-6	0-3	0-0	0	1	1	1	0	4	4	0	0	28
03	HOGAN, Skyler	g	3-8	3-6	0-0	2	4	6	1	9	2	1	0	1	34
11	NICHOLAS, DQ	g	2-7	1-2	0-2	0	1	1	3	5	0	1	0	0	19
02	LOVE, Jordan		4-0	0-2	1-4	0	1	1	0	1	0	0	0	1	12
04	KAO, Oscar		3-9	0-1	0-1	1	1	2	2	6	2	1	0	1	27
10	WILSON, Quatarrius		1-4	0-0	0-2	1	2	3	3	2	0	0	0	0	16
13	GABLE, Isaiah		3-4	3-4	1-2	1	5	6	3	10	2	1	0	0	24
	Team					4	2	6			1				
	Totals		20-59	7-19	3-14	13	23	36	17	50	12	14	0	6	200

FG % 1st Half: 9-28 32.1% 2nd half: 11-31 35.5% Game: 20-59 33.9% Deadball Rebounds 4
3FG % 1st Half: 6-11 54.5% 2nd half: 1-8 12.5% Game: 7-19 36.8%
FT % 1st Half: 0-1 0.0% 2nd half: 3-13 23.1% Game: 3-14 21.4%

Youngstown St. 65 • 6-5,0-0 Horizon

#	Player	Total		3-Ptr		Rebounds			PF	TP	A	TO	Blk	Stl	Min
		FG	FGA	FG	FGA	FT	FTA	Off Def Tot							
31	Michael Akuckie	f	3-8	1-6	0-0	3	7	10	3	7	1	3	1	2	25
33	Naz Bohannon	f	6-7	1-1	1-1	2	7	9	3	14	0	2	0	0	32
03	Darius Quisenberry	g	4-8	1-4	3-4	1	4	5	1	12	4	4	1	1	24
13	Donel Cathcart	g	2-4	1-2	0-0	0	1	1	0	5	2	1	0	0	25
32	Garrett Covington	g	3-5	0-1	1-2	0	2	2	0	7	1	0	0	0	27
00	Tyler Foster		1-3	0-0	0-2	0	2	2	2	2	0	0	0	1	9
01	Jamir Thomas		4-5	0-0	0-1	0	4	4	5	8	0	3	2	1	14
02	Jelani Simmons		1-4	0-1	0-0	1	0	1	0	2	2	0	0	0	12
05	Christian Bentley		1-3	0-0	2-3	0	0	0	1	4	1	1	0	0	11
22	Devin Morgan		1-4	1-3	1-2	0	5	5	1	4	3	2	0	1	21
	Team					0	1	1							
	Totals		26-51	5-18	8-15	7	33	40	16	65	14	16	4	6	200

FG % 1st Half: 15-23 65.2% 2nd half: 11-28 39.3% Game: 26-51 51.0% Deadball Rebounds 2
3FG % 1st Half: 4-10 40.0% 2nd half: 1-8 12.5% Game: 5-18 27.8%
FT % 1st Half: 4-8 50.0% 2nd half: 4-7 57.1% Game: 8-15 53.3%

Officials: Michael Nardone,Jason Mirabito,Michael Kitts

Technical fouls: Southeast Missouri-None. Youngstown St.-None.

Attendance: 1243

2019-20 Men's Basketball. Round: 0. Southeast Mo. St. vs Youngstown St.. Playe

Score by periods	1st	2nd	Total
Southeast Missouri	24	26	50
Youngstown St.	38	27	65

Points	In Paint	Off T/O	2nd Chance	Fast Break	Bench
SEMO	24	13	5	9	19
YSU	38	9	12	15	20