

YOUR REDHAWKS

2019-20 SOUTHEAST MISSOURI BASKETBALL

GAME

1



Gameday Coverage

Radio:  Erik Sean

Video: 

Live Stats: VUCommodores.com

Twitter: @SEMOMBB

SOUTHEAST MISSOURI AT VANDERBILT

Date Wednesday, November 6, 2019

Tip-Off 7 p.m., CT

Location Nashville, Tenn.

Arena Memorial Gymnasium (14,316)

Series History Vanderbilt leads, 1-0

Head Coaches Rick Ray (81-140 overall;

44-80 at SEMO; 24-44 OVC).

Jerry Stackhouse (First Season)

Last Meeting

12/5/01 L 71-76 Nashville, Tenn.

Strategic Communications

Jeff Honza

Assistant Director of Athletics

Phone: (573) 651-2933

Email: redhawk1@me.com

#LETSSOAR

2019-20 SCHEDULE/RESULTS

November (0-0)

6	at Vanderbilt	SEC NETWORK+	7 p.m.
10	Purdue Fort Wayne	ESPN+	4 p.m.
19	The Citadel	ESPN+	6:30 p.m.
22	Missouri S&T	ESPN+	6:30 p.m.
27	vs. Cal State Fullerton !		6:30 p.m.
29	at Santa Clara !		4 p.m.
30	vs. Denver !		3 p.m.

December (0-0)

5	at Abilene Christian		7:30 p.m.
7	at Drake	MEDIA.COM MC22	5 p.m.
15	at Youngstown State	ESPN+	7 p.m.
17	at #18 Ohio State		6 p.m.
21	at Southern Illinois	ESPN3	3 p.m.
29	Missouri Baptist	ESPN+	4 p.m.

January (0-0, 0-0 OVC)

2	at Austin Peay*	ESPN+	8 p.m.
4	at Murray State*	ESPN+	7 p.m.
9	Belmont*	ESPN+	7:15 p.m.
11	Tennessee State*	ESPN+	4 p.m.
16	Austin Peay*	ESPN+	7:15 p.m.
18	Murray State*	ESPN+	4 p.m.
23	at SIU Edwardsville*	ESPN+	7:30 p.m.
25	at Eastern Illinois*	ESPN+	3:15 p.m.
30	at Morehead State*	ESPN+	6 p.m.

February (0-0, 0-0 OVC)

1	at Eastern Kentucky*	ESPN+	3 p.m.
6	Jacksonville State*	ESPN+	7:15 p.m.
8	Tennessee Tech*	ESPN+	4 p.m.
13	UT Martin*	ESPN+	7:15 p.m.
15	SIU Edwardsville*	ESPN+	4 p.m.
20	at Jacksonville State*	ESPN+	7:30 p.m.
22	at Tennessee Tech*	ESPN+	4 p.m.
27	Eastern Illinois*	ESPN+	7:15 p.m.
29	at UT Martin*	ESPN+	4 p.m.

March (0-0)

4-7	OVC Tournament	Evansville, Ind.
-----	----------------	------------------

All games are broadcast live on the radio at Real Rock 99.3 FM. All times Central and subject to change; * - Denotes Ohio Valley Conference Game; ! - Cable Car Classic (Santa Clara, Calif.)

Redhawks Open Season This Week

Southeast Missouri opens its season at Southeastern Conference member Vanderbilt Wednesday. Tip-off is set for 7 p.m., CT, at Memorial Gymnasium in Nashville, Tennessee.

Follow the Redhawks

Fans can listen to Wednesday's game live on the radio at Real Rock 99.3 FM. Erik Sean will call the action. The game will air live on SEC Network+/Watch ESPN. Live stats can be accessed online at VUCommodores.com. Twitter updates provided @SEMOMBB.

SEC Ties

Former Mississippi State and current Southeast Missouri head coach Rick Ray is 2-3 all-time against Vanderbilt. Ray coaches against a Southeastern Conference opponent for the second time as the Redhawks head coach. The last time Ray faced a SEC foe was on Dec. 12, 2015 -- lost to Ole Miss, 75-64, in Cape Girardeau. Ray coached three years at Mississippi State before being hired as SEMO's head coach on Apr. 13, 2015.

Ray in the SEC

Rick Ray is 15-45 all-time against SEC opponents. His last win against a SEC member was on Mar. 7, 2015 in Starkville, Mississippi (beat Missouri, 52-43). Ray's best coaching record against a SEC school is 3-2 vs. Auburn.

SEMO vs. the SEC

Southeast Missouri is looking to snap a 21-game losing streak against SEC opponents. SEMO enters Wednesday's game with a 1-21 record in such games. The

THIS IS SEMO

Southeast Missouri or **SEMO** is the preferred reference for Southeast Missouri State University athletic teams. Southeastern Missouri State is not an acceptable reference.



Redhawks only win over a SEC foe came in 1924-25 (28-21 vs. Arkansas). Here are SEMO's records against SEC teams.

Arkansas.....	1-8
LSU	0-1
Mississippi.....	0-2
Mississippi State.....	0-1
Missouri	0-8
Vanderbilt	0-1

Series History

Southeast Missouri and Vanderbilt meet for just the second time. The teams last squared off 18 years ago. Vanderbilt holds a 1-0 edge in the series after beating SEMO, 76-71, in Nashville, Tennessee on Dec. 5, 2001.

OVC vs. SEC

The Ohio Valley Conference has a 13-game losing streak against the SEC entering the 2019-20 season. The OVC's last win came against Vanderbilt when Belmont beat the Commodores, 69-60, on Nov. 13, 2017. The OVC went 0-9 against SEC teams a year ago.



2019-20 SOUTHEAST MISSOURI BASKETBALL NOTES / VANDERBILT GAME

Redhawks Beat Lincoln in Exhibition Play

Quatarrius Wilson turned in a double-double 11 points and 11 rebounds, and Sage Tolbert and Alex Caldwell each added 12 points to lead Southeast Missouri to a 73-56 exhibition win over Lincoln University on Nov. 2. SEMO shot just under 50 percent (49.1) from the field and outrebounded LU by a +18 margin (48-30). The Redhawks opened the game on a 17-3 run and never looked back against the NCAA Division II Blue Lions.

Season 113

Southeast Missouri begins its 113th season of basketball when it faces Vanderbilt Wednesday. This year marks SEMO's 29th as an NCAA Division I program. The Redhawks are 336-481 all-time at the Division I level. SEMO joined the Division I ranks in 1991-92.

Redhawks in Season-Openers

The Redhawks are 10-18 in season-opening games during their NCAA Division I era. Southeast Missouri opens a season on the road for the 13th time in 14 years. Rick Ray is 1-3 in season-openers as SEMO's head coach. The Redhawks have never opened their season with a road win in 28 years as a Division I program.

Welcome to Division I Basketball

Five of the 15 players on Southeast Missouri's 2019-20 roster make their NCAA Division I debuts this season. Jordan Love, Chris Harris, Evan Morrison, Jakob Medina and Darrious Agnew form that group. Love redshirted as a true freshman in 2018-19. Harris (John A. Logan College) and Agnew (East Mississippi CC) are both junior college transfers, and Morrison and Medina are walk-ons.

Owens and Crump Join Coaching Staff

Southeast Missouri added assistant coaches Tarrance Crump and Jason Owens to its staff in June. Crump spent three years as an assistant coach at fellow Ohio Valley Conference member SIU Edwardsville (2016-18). SEMO head coach Rick Ray coached Crump when he was a student-athlete at Purdue. Owens joined the Redhawks after

2019-20 SOUTHEAST MISSOURI REDHAWKS

No.	Name	Pos.	Ht.	Wt.	Cl.	Yr.	Hometown (High School/College)
0	Alex Caldwell	G	6-0	160	So.	2nd	Columbia, S.C. (Wilson)
1	Khalil Cuffee	G	6-4	205	So.	3rd	Fairburn, Ga. (Langston-Hughes)
2	Jordan Love	G	6-5	180	Fr.	2nd	Durham, N.C. (Voyager Academy)
3	Skyler Hogan	G	6-5	205	Sr.	5th	Melbourne, Fla. (Holy Trinity Episcopal/Embry-Riddle)
4	Oscar Kao	G	6-0	170	Jr.	3rd	Tapei, Taiwan (Songshan/Marshalltown CC)
5	Chris Harris	G	6-3	205	Jr.	3rd	Antioch, Ill. (Lake Forest Academy/John A. Logan College)
10	Quatarrius Wilson	F	6-8	215	Sr.	5th	Mobile, Ala. (Gardendale/McNeese State)
11	DQ Nicholas	G	6-1	180	Fr.	1st	Atlanta, Ga. (Scotland Prep School (Pa.))
12	Evan Morrison *	F	6-6	190	Jr.	3rd	Lee's Summit, Mo. (Kansas City City East Christian Academy/John Wood CC)
13	Isaiah Gable	F	6-7	200	Jr.	3rd	Greenville, Ohio (Greenville)
15	Nana Akenten #	G	6-6	215	Jr.	3rd	Bolingbrook, Ill. (Bolingbrook/Nebraska)
20	Jakob Medina *	G	6-2	175	Fr.	1st	Chicago, Ill. (St. Patrick)
23	Sage Tolbert	F	6-8	210	So.	2nd	Richmond, Texas (Combine Academy (Charlotte, N.C.))
25	Nygal Russell	G	6-4	205	So.	3rd	Houston, Texas (ASPIRE Academy (Louisville, Ky.))
44	Darrious Agnew	F	6-8	220	Jr.	3rd	Starkville, Miss. (Starkville/East Mississippi CC)

* Walk-on

Will sit out the season due to NCAA Division I transfer regulations

Head Coach: Rick Ray, Fifth Year (Grand View College, 1994)

Assistant Coach: Keith Pickens, Second Year (Missouri State, 2013)

Assistant Coach: Tarrance Crump, First Year (Purdue, 2008)

Assistant Coach: Jason Owens, First Year (Siena Heights, 2006)

Director of Operations: Al Myers, Second Year (Wichita State, 1992)

Graduate Assistant: Mark Laros, First Year (Southeast Missouri, 2019)

Pronunciations

Nana Akenten.....na-nuh uh-ken-ten
 Khalil Cuffee.....kah-leel
 Oscar Kao.....cow
 Mark Laros.....lair-ohs
 Nygal Russell.....nye-juhl

Breakdown by Class

Seniors.....2
 Juniors.....6
 Sophomores.....4
 Freshmen.....3



2019-20 OHIO VALLEY CONFERENCE STANDINGS

	OVC					Overall					
	Record	Pct.	Home	Away	Streak	Record	Pct.	Home	Away	Neutral	Streak
Austin Peay	0-0	.000	0-0	0-0	-	0-0	.000	0-0	0-0	0-0	-
Belmont	0-0	.000	0-0	0-0	-	0-0	.000	0-0	0-0	0-0	-
Eastern Illinois	0-0	.000	0-0	0-0	-	0-0	.000	0-0	0-0	0-0	-
Eastern Kentucky	0-0	.000	0-0	0-0	-	0-0	.000	0-0	0-0	0-0	-
Jacksonville State	0-0	.000	0-0	0-0	-	0-0	.000	0-0	0-0	0-0	-
Morehead State	0-0	.000	0-0	0-0	-	0-0	.000	0-0	0-0	0-0	-
Murray State	0-0	.000	0-0	0-0	-	0-0	.000	0-0	0-0	0-0	-
SIU Edwardsville	0-0	.000	0-0	0-0	-	0-0	.000	0-0	0-0	0-0	-
Southeast Missouri	0-0	.000	0-0	0-0	-	0-0	.000	0-0	0-0	0-0	-
Tennessee State	0-0	.000	0-0	0-0	-	0-0	.000	0-0	0-0	0-0	-
Tennessee Tech	0-0	.000	0-0	0-0	-	0-0	.000	0-0	0-0	0-0	-
UT Martin	0-0	.000	0-0	0-0	-	0-0	.000	0-0	0-0	0-0	-





2019-20 SOUTHEAST MISSOURI BASKETBALL NOTES / VANDERBILT GAME

working two years as an assistant coach on Kim Anderson's staff at Pittsburg State.

Worth Noting

Of the 353 NCAA Division I men's basketball programs in the nation and discounting the Historically Black Colleges and Universities, Southeast Missouri is one of only five programs that have full-time coaching staffs comprised entirely of African-Americans. SEMO joins Georgetown, North Carolina State, Houston and Detroit Mercy

Ready to Go

McNeese State transfer forward Quatarrius Wilson sets to make his Southeast Missouri debut in 2019-20. Wilson sat out the 2018-19 season due to NCAA Division I transfer regulations. He had surgery on his right thumb in early July and missed six weeks before returning to the court in mid-August. Wilson earned Third-Team All-Southland Conference honors after averaging a double-double 10.9 points and 10.2 rebounds per game in 28 starts for McNeese State in 2017-18. Wilson was projected to be a Second-Team All-Ohio Valley Conference selection in Athlon Sports' preseason picks.

Starting Five

Guards Alex Caldwell, Skyler Hogan and DQ Nicholas, and forwards Quatarrius Wilson and Sage Tolbert are expected to start Southeast Missouri's season-opener at Vanderbilt. Hogan, Caldwell and Tolbert each had starting experience a year ago. Hogan is SEMO's top returning scorer after finishing the 2018-19 campaign second on the team with 10.6 points a game. Caldwell was behind Hogan with 8.7 points per contest in 24 games and five starts, while Tolbert was the team's second-leading rebounder (5.0 rpg). Wednesday marks the first career start in a Redhawk uniform for Wilson and Nicholas.

Ray Enters Fifth Year

Rick Ray enters his fifth year as head coach at Southeast Missouri. The Redhawks finished their 2018-19 season with an overall record of 10-21 and 5-13 Ohio Valley Conference mark. Prior to his first head coaching job at Mississippi State, Ray made the NCAA Tournament as an assistant coach with three different programs, including Purdue, Clemson and Indiana State.

Returning Scorers

Southeast Missouri brings back three of its top four scorers from last season. Skyler Hogan (10.6 ppg), Alex Caldwell (8.7 ppg) and Isaiah Gable (8.1 ppg) ranked second, third and fourth

2018-19 STATS COMPARISON

SEMO	VU
10-21	Record
5-13	Conference Record
71.5	Points Per Game
76.7	Opp. Points Per Game
-5.2	Scoring Margin
.440	Field Goal Percentage
.454	Opp. Field Goal Percentage
.370	3-Point Field Goal Percentage
.320	Opp. 3-Point Field Goal Percentage
.688	Free Throw Percentage
.722	Opp. Free Throw Percentage
34.9	Rebounds Per Game
36.6	Opp. Rebounds Per Game
-1.7	Rebounding Margin
13.0	Assists Per Game
14.4	Turnovers Per Game
-1.8	Turnover Margin
2.4	Blocks Per Game
5.9	Steals Per Game

THIS WEEK'S SCHEDULE/RESULTS

Thursday, November 5

Chattanooga at Eastern Kentucky, 6 p.m., CT
 Samford at Morehead State, 6 p.m., CT
 Jacksonville State at SMU, 7 p.m., CT
 Tennessee Tech at Western Kentucky, 7 p.m., CT
 Alabama A&M at Tennessee State, 7 p.m., CT
 Eastern Illinois at Texas Tech, 7 p.m., CT
 St. Louis College of Pharmacy at UT Martin, 7 p.m., CT
 Quincy at SIU Edwardsville, 7:30 p.m., CT
 Oakland City at Austin Peay, 8 p.m., CT

Wednesday, November 6

Belmont at Illinois State, 7 p.m., CT
Southeast Missouri at Vanderbilt, 7 p.m., CT

Thursday, November 7

Spalding (Ky.) at Morehead State, 10 a.m., CT

Friday, November 8

Eastern Kentucky at Kentucky, 6 p.m., CT
 Eastern Illinois at Wisconsin, 7 p.m., CT
 SIU Edwardsville at Iowa, 8 p.m., CT


Saturday, November 9

Austin Peay at Western Kentucky, 3 p.m., CT
 Tennessee State at Chattanooga, 3:30 p.m., CT
 Martin Methodist at Tennessee Tech, 7 p.m., CT
 East Tennessee State at UT Martin, 7 p.m., CT
 Southern at Murray State, 7 p.m., CT

Sunday, November 10

Purdue Fort Wayne at Southeast Missouri, 4 p.m., CT

SOUTHEAST MISSOURI PROBABLE STARTERS



0

Alex Caldwell
G / 6-0 / 160 / So.
Columbia, S.C.



3

Skyler Hogan
G / 6-5 / 205 / Sr.
Melbourne, Fla.



10

Quatarrius Wilson
F / 6-8 / 215 / Sr.
Mobile, Ala.



11

DQ Nicholas
G / 6-1 / 180 / Fr.
Atlanta, Ga.



23

Sage Tolbert
F / 6-8 / 210 / So.
Richmond, Texas



2019-20 SOUTHEAST MISSOURI BASKETBALL NOTES / VANDERBILT GAME

HONORS & AWARDS

-
-

2019-20 OVC PRESEASON POLL

Team (First-Place Votes)

Belmont (17)	237
Murray State (7)	223
Jacksonville State	187
Austin Peay	180
UT Martin	154
Eastern Kentucky	128
Eastern Illinois	124
Morehead State	113
Tennessee State	90
SIU Edwardsville	63
Southeast Missouri	49
Tennessee Tech	36

2019-20 PRESEASON ALL-OVC TEAM

Name, Position, School

Jomaru Brown, G, Eastern Kentucky
 Tevin Brown, G, Murray State
 Jr. Clay, G, Tennessee Tech
 Darnell Cowart, F, Murray State
 Quintin Dove, F, UT Martin
 Grayson Murphy, G, Belmont
 Nick Muszynski, C, Belmont
 Craig Randall II, G, UT Martin
 Terry Taylor, G/F, Austin Peay
 Jordan Walker, G, Morehead State
 Josiah Wallace, G, Eastern Illinois

Preseason Player of the Year

Terry Taylor, G/F, Austin Peay

on the team in 2018-19, respectively. The trio accounted for 35 percent of the Redhawks scoring output.

Roster Makeup

The Redhawks 2019-20 roster consists of 15 players, including two seniors, six juniors, four sophomores and three freshmen. Southeast Missouri has a total of six newcomers on this year's squad. SEMO's roster is comprised of players from nine different states (Alabama, Florida, Georgia, Illinois, Mississippi, Missouri, North Carolina, Ohio, South Carolina).

OVC Top-Five

The Redhawks ranked among the top-five in the Ohio Valley Conference in five categories a year ago. Southeast Missouri was second in 3-point field goal percentage defense (.320), third in 3-point field goals made (8.6 per game), fourth in both 3-point field goal percentage (.370) and defensive rebounding percentage (.717), and fifth in defensive rebounds (25.7 rpg).

About Vanderbilt

Vanderbilt enters the 2019-20 campaign under first-year head coach Jerry Stackhouse. Stackhouse took over as head coach in April. He previously served as an assistant coach with the Memphis Grizzlies. Stackhouse appeared in 970 games (564 starts) for eight teams during his 18-year NBA career and averaged 16.9 points, 3.3 assists, 3.2 rebounds and 31.2 minutes. A two-time All-Star with the Detroit Pistons (2000, 2001), Stackhouse posted career highs of 29.8 points (second in the NBA) during the 2000-01 season, leading the league in total points and free throws made. He reached the 2006 NBA Finals as a member of the Dallas Mavericks. The Commodores are coming off a 9-23 overall record and 0-18 finish in the SEC in 2018-19. Saben Lee (12.7 ppg) and Aaron Nesmith (11 ppg) are the top returning scorers for VU. Scotty Pippen Jr. is a freshman on the Commodores roster. He is the son of Scottie Pippen, who played 17 seasons in the NBA and won six NBA Championships with the Chicago Bulls. Pippen was named one of the NBA's 50 Greatest Players in NBA History.

Redhawks 11th in OVC Preseason Poll

Southeast Missouri was picked 11th in the 2019-20 Ohio Valley Conference Basketball Preseason Poll announced Oct. 22 during the league's annual media day at the Double Tree Hotel. SEMO tallied 49 points in the overall voting by the OVC Head Coaches and Communication Directors. Belmont, which received 17 of the 24 first-place votes, was tabbed this year's favorite. Murray State followed with 223 points and seven first-place nods. The Bruins and Racers shared the OVC regular-season title last season. MSU won the OVC Tournament crown and both teams advanced to the NCAA Tournament. Jacksonville State (187 pts.), Austin Peay (180 pts.), UT Martin (154 pts.), Eastern Kentucky (128 pts.), Eastern Illinois (124 pts.), Morehead State (113 pts.), Tennessee State (90 pts.) and SIU Edwardsville (63 pts.) were also picked ahead of SEMO. Tennessee Tech completed the poll with 36 points. Austin Peay guard/forward Terry Taylor was selected Preseason OVC Player of the Year.

Backcourt

Sophomore Alex Caldwell (Columbia, S.C.) and freshman DQ Nicholas (Atlanta, Ga.) are expected to interchange between the one and two-guard spots. Caldwell is coming off a nice rookie season that saw him average 10.6 points as SEMO's third-leading scorer in 2018-19. He played in 24 games and made five starts at the point guard spot as a true freshman. Caldwell also ranked third on the team with 22 steals and shot 44.9 percent from the floor with 30 of his made field goals beyond the arc. Similar in size and skill is Nicholas, who joins the Redhawks from Pennsylvania's Scotland Prep School. Nicholas averaged 12.6 points, 4.2 rebounds and 25 minutes a game a year ago. He was part of a Scotland Prep team that went 36-2 and ranked #1 most of the season before falling to Brewster Academy in the national championship game. Throughout preseason workouts, Caldwell and Nicholas have run point on separate teams and it is paying dividends in their preparation. Junior Oscar Kao (Tapei, Taiwan) adds to the depth at point guard. Kao appeared in 20 games off the bench and averaged 3.3 points and 8.2



2019-20 SOUTHEAST MISSOURI BASKETBALL NOTES / VANDERBILT GAME

minutes per contest in that role a year ago. He shot 52.2 percent (24-of-46) from the field and drained 13-of-23 three-pointers for a 56.5 percent clip.

Perimeter

Southeast Missouri ranked third in the OVC in 3-point field goals made and fourth in 3-point field goal percentage last season. The Redhawks averaged 8.6 made threes a game en route to shooting 37 percent for the year. Fifth-year senior and returning starter Skyler Hogan (Melbourne, Fla.) is back on the Redhawks perimeter. A two-time OVC Newcomer of the Week, Hogan ranked second on the team with 10.6 points a game in 30 games and 27 starts. He was third on the team with 46 three-pointers made and ranked third on the team shooting 76.7 percent (33-of-43) at the free throw line. Hogan logged 26.3 minutes a game, second-most on the team. Junior Chris Harris (Antioch, Ill.), sophomores Nygal Russell (Houston, Texas) and Khalil Cuffee (Fairburn, Ga.), and freshmen Jordan Love (Durham, N.C.) and Jakob Medina (Chicago, Ill.) are other perimeter candidates. Harris averaged 9.8 points and 4.2 rebounds in 32 games and 14 starts at John A. Logan College in 2018-19. JALC went 27-5 overall, ranked fifth in the nation and claimed a share of the Great Rivers Athletic Conference title with Harris on its roster. Returnees Russell and Cuffee saw playing time last season. Russell played in 31 games and made nine starts, averaging 5.3 points per contest, while Cuffee saw action in 13 games off the bench. Meanwhile, Love redshirted as a true freshman. Medina, a walk-on, attended St. Patrick High School. He missed all but seven games of his senior year due to injury. University of Nebraska transfer guard Nana Akenten (Bolingbrook, Ill.) filled SEMO's final scholarship on the 2019-20 roster, but will sit out the season due to NCAA Division I transfer regulations.

Frontcourt

Fifth-year senior Quatarrius Wilson (Mobile, Ala.) and sophomore Sage Tolbert (Richmond, Texas) are projected to start down low. Wilson, who missed the 2018-19 campaign after transferring to SEMO from McNeese

State, makes his debut in a Redhawk uniform. He earned Third-Team All-Southland Conference honors after averaging a double-double 10.9 points and 10.2 rebounds during his last season of competition in 2017-18. Tolbert was SEMO's second-leading rebounder as a true freshman a year ago. He started 27 of 31 games and averaged 6.3 points and five rebounds. Tolbert also shot 45.6 percent (72-of-158) from the field and ranked second on the team with 18 blocks. Junior Isaiah Gable (Greenville, Ohio) has the ability to play underneath the basket and knock down shots outside. Gable led the Redhawks with 51 three-pointers and ranked fourth on the team in scoring with 8.3 points a game last season. He started 24 games and averaged 22.7 minutes per contest. Newcomers Darrious Agnew (Starkville, Miss.) and Evan Morrison (Lee's Summit, Mo.) complete the 2019-20 squad. Agnew comes to Cape Girardeau after spending the last two seasons at East Mississippi Community College. He averaged 11.5 points and a team-high 6.7 rebounds in his final season with the Lions in 2018-19. A walk-on, Morrison saw action in 29 games off the bench at John Wood Community College a year ago.

Redhawks in Professional Basketball

Antonius Cleveland, who was at Southeast Missouri for four years from 2013-17, plays for the Dallas Mavericks and is on a two-way contract with the Texas Legends of the NBA G League. Cleveland re-signed with the Mavericks on July 25, 2019. He has played in a total of 17 NBA games between his time with Dallas (13) and Atlanta (4). Cousins Tyler Stone and Jarekious Bradley, once teammates at Southeast Missouri, are both playing overseas. Stone is with New Basket Brindisi of the Italian Lega Basket Serie A (LBA) and Bradley is with Joensuu Kataja Basket in Finland. Stone also played professionally in Turkey, Greece, Japan, Israel and Russia before joining his current team in Italy. Meanwhile, Bradley played in Slovakia and Germany before joining his current team in Finland.

SHOW ME CENTER INFORMATION

Photographers

Photographers working the floor level at the Show Me Center are required to shoot from behind the dash lines along the baselines and must sit on the floor in those areas. The Director of Strategic Communications may identify other positions off the court where photographers may work, provided the view is not blocked for fans. At no time may photographers work directly from behind the official scorer's table and team benches, and in front of any courtside signage. No tripods may be placed on or beside the court.

Postgame Procedure

All interview requests for Southeast student-athletes must be made to a member of the Southeast Missouri Strategic Communications staff prior to the end of each game. Student-athletes will be escorted to postgame press conferences in the front meeting rooms of the Show Me Center. Media representatives are not allowed in the dressing room area. Redhawks head coach Rick Ray will address the media during press conferences after every game and the opposing head coach will be invited upon request. Ray will join press conferences immediately after his postgame radio obligation with the Redhawks Radio Network.

Credentials

Credentials are required for entrance to the Show Me Center. To request season or single game credentials, please contact Southeast Missouri Assistant Director of Athletics for Strategic Communications Jeff Honza by phone (573) 651-2933 or email jhonza@semo.edu / redhawk1@me.com. Credentials can be picked up at the NCAA pass gate located inside the main entrance of the Show Me Center.

Press Row

Media will be issued assigned seats course side on the north side of the Show Me Center. Press row is reserved for working media only. Professional decorum is expected at all times. Cheering or outward expression is strictly prohibited.

Gameday Information

Game notes, rosters, statistics and other information is available on press row and in the media workroom at the Show Me Center on gamedays. Weekly releases will be published online at GoSoutheast.com.

Phone Lines

One phone line will be provided to the visiting team's official radio station courtesy of the Redhawks Radio Network. If additional phone lines are needed, they must be secured by calling (573) 651-2275 at least one week in advance.

Wireless Internet

The Show Me Center is equipped with wireless internet. Please see a member of the Southeast Missouri Strategic Communications staff for login information.



HEAD COACH RICK RAY



- Head Coach
- Fifth Year
- Grand View College, 1994

RICK RAY

Rick Ray begins his fifth year as head coach at Southeast Missouri. SEMO concluded its 2018-19 campaign with an overall record of 10-21 and 5-13 in the Ohio Valley Conference.

The Redhawks return three starters from last year's team which ranked second in the OVC in 3-point field goal percentage defense (.320), third in 3-point field goals made (8.6 per game) and fourth in 3-point field goal percentage (.370). SEMO also tied for fourth in defensive rebounding percentage (.717) and rated fifth in defensive rebounds (25.7 rpg).

The year before, SEMO finished its 2017-18 season with an overall record of 14-17 and 8-10 mark in the OVC. The Redhawks were seventh in the league standings, three spots ahead of where they were picked in the preseason poll.

The Redhawks drained a single-season school record 289 three-pointers in Ray's third year as head coach. SEMO made 10 or more 3-pointers in 15 contests and led the OVC with a .392 three-point field goal percentage.

Guards Denzel Mahoney and Ledarrius Brewer represented SEMO on the 2017-18 All-Ohio Valley Conference teams.

Mahoney earned first-team honors, while Brewer secured All-Newcomer accolades.

Ray led SEMO to a +10 increase in the win column as the Redhawks were the 22nd Most Improved Team in NCAA Division I Basketball during the 2016-17 season. SEMO finished at 15-18 and second in the OVC West Division with a 9-7 record after going 5-24 and placing last in the league in 2015-16.

SEMO made its 15th all-time OVC Tournament appearance with Ray winning the first game he coached at the event when the Redhawks erased a 14-point deficit to beat Tennessee State in overtime.

Statistically, SEMO made huge strides from the previous season. The Redhawks ranked among the top-five in the OVC in several categories, including steals (1st, 7.7), assist/turnover ratio (5th, 1.1) and 3-point field goals made (5th, 8.0). SEMO made its biggest jump from the 2015-16 season in turnover margin (8th to 1st), 3-point field goal percentage (last to 2nd) and free throw percentage (last to 2nd). Nationally, the Redhawks went from 331st to 49th in free throw percentage and 336th to 59th in total 3-point field goals made, while improving in many other areas during

the 2016-17 campaign.

Additionally, Ray coached a pair of All-OVC selections in guards Antonius Cleveland and Mahoney. Cleveland, who earned first-team honors, became the first SEMO player to make the national College Slam Dunk Championship. Cleveland most recently re-signed with the Dallas Mavericks on a two-way contract with the Texas Legends (NBA G League).

Mahoney was the league's Freshman of the Year, a second-team pick, All-Newcomer selection and OVC All-Tournament Team honoree. It was the first time the Redhawks had multiple All-OVC selections since 2013-14 (Tyler Stone, Jarekious Bradley).

Following the 2016-17 campaign, Ray received a two-year contract extension that runs through the 2020-21 season.

Ray was introduced as the 20th head coach in SEMO men's basketball history on April 13, 2015. He is the first African-American head coach in the 112-year history of the program.

A tireless worker, Ray is structuring his program to achieve success both on the court and in the classroom.

SEMO posted a 3.31 GPA during Summer, 2019. The Redhawks had seven players obtain a 4.0 GPA and 12 achieve a 3.0 or higher mark.

In his first summer on the job, Ray challenged his players to excel academically and they did so by accumulating a 3.38 grade point average, the program's highest in a summer term.

Twelve of the 15 players enrolled in summer classes

posted a 3.0 or higher GPA. To take it even further, Ray convinced other players to remain on campus and finish what they started. As a result, seven players graduated. Nino Johnson, Jarekious Bradley, Darrian Gray and J.J. Thompson, along with former players Corey Wilford, Waylon Jones and Dainmon Gonner all earned their bachelor degrees.

The next summer, the Redhawks recorded a 3.33 GPA with six players achieving a 4.0 and 11 notching a 3.0 or higher GPA.

In Fall, 2017, SEMO's men's basketball team made the biggest improvement of all Redhawk athletic teams from the previous Fall, 2016 semester when it raised its grade point average .613 points to a 3.08. That fall, the basketball team was the only men's sport that registered a 3.0 GPA.

Ray's 2015-16 team was the first to play in a newly-renovated Show Me Center, which has served as home to Redhawk Basketball since 1987.

One of the best basketball arenas in the OVC, the Show Me Center received a new state-of-the-art center-hung video board, brand new telescopic seating, a new exterior roof and additional improvements to lighting and sound systems. All renovations were completed for the 2015-16 campaign.

Prior to SEMO, Ray spent three seasons as head coach at Mississippi State. He led the Bulldogs to a 2-2 mark in the SEC Tournament, including an upset win against Vanderbilt in 2013-14. Ray helped the development of two All-SEC



HEAD COACH RICK RAY

freshmen in Craig Sword and Gavin Ware, as his recruiting classes received national attention. In addition, Ray had a 100 percent graduation rate during his tenure at MSU.

Certainly no stranger to NCAA postseason play, Ray has been an assistant at three different institutions that enjoyed success at the highest level.

Before arriving in Starkville, Mississippi, Ray spent two seasons at Clemson, where he was associate head coach to Brad Brownell. Ray also spent four successful years on the staff of Matt Painter at Purdue. He began his Division I coaching career at Indiana State, serving seven seasons.

All three programs participated in the NCAA Tournament. While at Clemson coaching in the highly-competitive Atlantic Coast Conference, the Tigers won 38 games during Ray's two-year stint as associate head coach. In 2010-11, the Tigers finished the year with a 22-12 overall record and 9-7 mark in the ACC en route to making the NCAA Tournament for the fourth-straight season. Clemson advanced to the second round of the tournament that year.

Ray was an assistant coach from 2006-10 under Painter at Purdue, where the Boilermakers won 103 games during his first four years on staff, including 15 victories over Top 25 competition. During his tenure, Purdue advanced to the NCAA Tournament each season and made the Sweet 16 his last two years there.

In 2009, the Boilermakers won the Big Ten Tournament and

secured a No. 5 seed in the NCAA Tournament. A year later, Ray helped the Boilermakers to 29 wins, tied for the most in Purdue history for a single season. Purdue earned a No. 4 seed and lost in the round of 16 to eventual NCAA champion Duke during the 2010 NCAA Tournament.

Ray was part of the 2006-07 Purdue staff that signed arguably the top class in school history, a group that was rated No. 5 nationally by Scout.com and No. 6 by Rivals.com. That class included All-Americans Robbie Hummel and JaJuan Johnson and current NBA player E'Twaun Moore.

While at Purdue, Ray was on Painter's staff that also included Cuonzo Martin (Missouri head coach), and Paul Lusk (former Missouri State head coach).

Ray coached at Missouri Valley Conference member Indiana State for a period of seven years (1997-2004), helping ISU to consecutive 20-win seasons and NCAA Tournament appearances in 1999-2000 and 2000-01. In 1999-2000, the Sycamores compiled a 14-4 record in the MVC and won the regular season title. ISU then won the MVC Tournament the following season. The Sycamores later upset No. 4 seed Oklahoma in the first round of the 2001 NCAA Tournament. In addition, Ray was part of the ISU staff that defeated perennial power Indiana in back-to-back seasons.

Following his time at ISU, Ray spent two seasons (2004-06) as an assistant coach and recruiting coordinator at Northern

Illinois. In 2005-06, the Huskies were regular season Western Division champions in the Mid-American Conference for the first time in school history with a 17-11 overall record and 12-6 ledger in the MAC.

Ray began his coaching career as a graduate assistant at the University of Nebraska-Omaha, a Division II program. He helped orchestrate a seven-win turnaround during his second season in 1996-97.

A standout player for Grand View College (Iowa), Ray was an All-American Scholar-Athlete and honorable mention all-conference performer in 1993.

He earned his undergraduate

degree in applied mathematics and secondary education from Grand View in 1994. Ray received his master's degree in athletic administration from Nebraska-Omaha in 1997.

Those type of heralded credentials helped Ray make the transition to head coach.

In 2013, he was the recipient of Grand View's Distinguished Alumni Award.

Born in Gardena, California, Ray moved to Kansas City, Kansas with his family when he was six years old.

Ray and his wife, Breyana, have two sons, Deacon and Mason, and a daughter, Katriece.





RICK RAY YEAR-BY-YEAR RECORDS

<u>Year</u>	<u>School</u>	<u>Assignment</u>	<u>Record</u>	<u>Conference</u>	<u>Postseason</u>
1995-96	Nebraska-Omaha	Graduate Assistant	-	-	-
1996-97	Nebraska-Omaha	Graduate Assistant	-	-	-
1997-98	Indiana State	Assistant Coach	16-11	10-8	-
1998-99	Indiana State	Assistant Coach	15-12	10-8	-
1999-00	Indiana State	Assistant Coach	22-10	14-4	NCAA Tournament First Round
2000-01	Indiana State	Assistant Coach	22-12	10-8	NCAA Tournament Second Round
2001-02	Indiana State	Assistant Coach	6-22	4-14	-
2002-03	Indiana State	Assistant Coach	7-24	2-16	-
2003-04	Indiana State	Assistant Coach	9-19	5-13	-
2004-05	Northern Illinois	Assistant Coach	11-17	7-11	-
2005-06	Northern Illinois	Assistant Coach	17-11	12-6	-
2006-07	Purdue	Assistant Coach	22-12	9-7	NCAA Tournament Second Round
2007-08	Purdue	Assistant Coach	25-9	15-3	NCAA Tournament Second Round
2008-09	Purdue	Assistant Coach	27-10	11-7	NCAA Tournament Sweet 16
2009-10	Purdue	Assistant Coach	29-6	14-4	NCAA Tournament Sweet 16
2010-11	Clemson	Associate Head Coach	22-12	9-7	NCAA Tournament Second Round
2011-12	Clemson	Associate Head Coach	16-15	8-8	-
2012-13	Mississippi State	Head Coach	10-22	4-14	-
2013-14	Mississippi State	Head Coach	14-19	3-15	-
2014-15	Mississippi State	Head Coach	13-19	6-12	-
2015-16	Southeast Missouri	Head Coach	5-24	2-14	-
2016-17	Southeast Missouri	Head Coach	15-18	9-7	OVC Tournament Quarterfinals
2017-18	Southeast Missouri	Head Coach	14-17	8-10	-
2018-19	Southeast Missouri	Head Coach	10-21	5-13	-
2019-20	Southeast Missouri	Head Coach			

Career Record: 81-140 (7 years)


Record at Southeast Missouri: 44-80, 24-44 OVC (4 years)

Record at Mississippi State: 37-60, 13-41 SEC (3 years)

Record as a college assistant/associate head coach: 266-202



RADIO/TV ROSTER



0 Alex Caldwell
G / 6-0 / 160 / So.
Columbia, S.C.



1 Khalil Cuffee
G / 6-4 / 205 / So.
Fairburn, Ga.




2 Jordan Love
G / 6-5 / 180 / R-Fr.
Durham, N.C.



3 Skyler Hogan
G / 6-5 / 205 / Sr.
Melbourne, Fla.



4 Oscar Kao
G / 6-0 / 170 / Jr.
Tapei, Taiwan



5 Chris Harris
G / 6-3 / 205 / Jr.
Antioch, Ill.



10 Quatarrius Wilson
F / 6-8 / 215 / Sr.
Mobile, Ala.




11 DQ Nicholas
G / 6-1 / 180 / Fr.
Atlanta, Ga.




12 Evan Morrison
F / 6-8 / 190 / Jr.
Lee's Summit, Mo.




13 Isaiah Gable
F / 6-7 / 200 / Jr.
Greenville, Ohio



15 Nana Akenten
G / 6-6 / 215 / Jr.
Bolingbrook, Ill.



20 Jakob Medina
G / 6-2 / 175 / Fr.
Chicago, Ill.



23 Sage Tolbert
F / 6-8 / 210 / So.
Richmond, Texas




25 Nygal Russell
G / 6-4 / 205 / So.
Houston, Texas



44 Darrious Agnew
F / 6-8 / 220 / Jr.
Starkville, Miss.



Rick Ray
Head Coach
Fifth Year



Keith Pickens
Assistant Coach
Second Year




Tarrance Crump
Assistant Coach
First Year



Jason Owens
Assistant Coach
First Year



Al Myers
Dir. of Operations
Second Year



Mark Laros
Graduate Assistant





2018-19 FINAL OVERALL STATISTICS



2018-19 Southeast Missouri Basketball Southeast Missouri Combined Team Statistics (as of Sep 24, 2019) All games



RECORD:	OVERALL	HOME	AWAY	NEUTRAL
ALL GAMES	10-21	6-8	2-13	2-0
CONFERENCE	5-13	4-5	1-8	0-0
NON-CONFERENCE	5-8	2-3	1-5	2-0

#	Player	gp-gs	min	avg	Total		3-Point		F-Throw		Rebounds				pf	dq	a	to	blk	stl	pts	avg
					fg-fga	fg%	3fg-fga	3fg%	ft-fa	ft%	off	def	tot	avg								
25	BREWER, Ledarius	29-23	820	28.3	127-336	.378	48-159	.302	60-82	.732	20	116	136	4.7	68	3	57	83	10	34	362	12.5
03	HOGAN, Skyler	30-27	790	26.3	120-274	.438	46-121	.380	33-43	.767	16	82	98	3.3	42	0	33	35	5	21	319	10.6
00	CALDWELL, Alex	24-5	495	20.6	71-158	.449	30-77	.390	36-46	.783	14	31	45	1.9	51	0	40	31	5	22	208	8.7
13	GABLE, Isaiah	31-24	705	22.7	85-184	.462	51-127	.402	30-39	.769	16	79	95	3.1	59	0	34	31	6	11	251	8.1
30	MCGLOTHAN, Gabe	31-11	670	21.6	93-204	.456	21-60	.350	26-43	.605	58	134	192	6.2	98	1	29	41	20	20	233	7.5
05	DALTON, Jonathan	31-29	864	27.9	61-145	.421	22-51	.431	59-78	.756	8	66	74	2.4	55	0	106	62	1	26	203	6.5
23	TOLBERT, Sage	31-27	628	20.3	72-158	.456	3-8	.375	47-86	.547	55	101	156	5.0	96	8	8	63	18	15	194	6.3
42	LAROS, Mark	31-0	464	15.0	73-125	.584	6-18	.333	15-26	.577	32	58	90	2.9	47	0	9	30	8	7	167	5.4
11	RUSSELL, Nygal	31-9	499	16.1	53-147	.361	16-53	.302	43-62	.694	13	69	82	2.6	60	2	44	40	2	13	165	5.3
01	CUFFEE, Khalil	13-0	52	4.0	15-27	.556	10-20	.500	4-8	.500	1	2	3	0.2	11	1	2	6	0	2	44	3.4
04	KAO, Oscar	20-0	163	8.2	24-46	.522	13-23	.565	4-4	1.000	2	11	13	0.7	15	0	21	14	0	6	65	3.3
15	LEWIS, Donnie	22-0	175	8.0	2-5	.400	0-2	.000	1-3	.333	2	5	7	0.3	13	0	19	5	0	5	5	0.2
Team											47	43	90				6					
Total.....		31	6325		796-1809	.440	266-719	.370	358-520	.688	284	797	1081	34.9	615	15	402	447	75	182	2216	71.5
Opponents.....		31	6325		842-1854	.454	248-774	.320	446-618	.722	315	820	1135	36.6	495	-	458	390	114	186	2378	76.7

TEAM STATISTICS	SEMO	OPP	Date	Opponent	Score	Att.
SCORING	2216	2378	11-06-18	at Saint Louis	L 65-75	6028
Points per game	71.5	76.7	11-10-18	at Bradley	L 57-68	5181
Scoring margin	-5.2	-	11-12-18	QUINCY	w 102-66	768
FIELD GOALS-ATT	796-1809	842-1854	! 11-16-18	vs Jacksonville	w 77-71	0
Field goal pct	.440	.454	! 11-17-18	vs Chattanooga	w 63-42	0
3 POINT FG-ATT	266-719	248-774	! 11-19-18	at South Alabama	L 58-79	1482
3-point FG pct	.370	.320	11-27-18	MISSOURI S&T	w 72-69	650
3-pt FG made per game	8.6	8.0	12-01-18	WESTERN ILLINOIS	L 63-70	821
FREE THROWS-ATT	358-520	446-618	12-04-18	at Mississippi Valley State	w 77-57	978
Free throw pct	.688	.722	12-08-18	SOUTHERN ILLINOIS	L 73-83	3432
F-Throws made per game	11.5	14.4	12-15-18	at The Citadel	L 74-86	922
REBOUNDS	1081	1135	12-17-18	at Florida State	L 68-85	5726
Rebounds per game	34.9	36.6	12-21-18	ABILENE CHRISTIAN	L 68-70	672
Rebounding margin	-1.7	-	* 01-03-19	at SIUE	L 88-94	1046
ASSISTS	402	458	* 01-05-19	UT MARTIN	Wot 74-69	1287
Assists per game	13.0	14.8	* 01-10-19	AUSTIN PEAY	L 60-78	1097
TURNOVERS	447	390	* 01-12-19	MURRAY STATE	L 67-85	3143
Turnovers per game	14.4	12.6	* 01-17-19	at Morehead State	L 69-73	2024
Turnover margin	-1.8	-	* 01-19-19	at Eastern Kentucky	L 83-85	1860
Assist/turnover ratio	0.9	1.2	* 01-24-19	SIUE	Lo3 86-87	1188
STEALS	182	186	* 01-26-19	EASTERN ILLINOIS	w 64-59	1636
Steals per game	5.9	6.0	* 01-31-19	at Belmont	L 71-97	1821
BLOCKS	75	114	* 02-02-19	at Tennessee State	L 50-79	983
Blocks per game	2.4	3.7	* 02-07-19	TENNESSEE TECH	Wot 71-66	1635
ATTENDANCE	20737	40638	* 02-09-19	JACKSONVILLE STATE	L 64-81	1503
Home games-Avg/Game	14-1481	15-2709	* 02-14-19	at UT Martin	L 72-81	1034
Neutral site-Avg/Game	-	2-0	* 02-16-19	at Eastern Illinois	w 88-79	1615
Score by Periods	1st 2nd OT OT2 OT3 Totals		* 02-21-19	at Austin Peay	L 70-83	2176
Southeast Missouri	952 1217 37 2 8 2216		* 02-23-19	at Murray St.	L 67-103	7762
Opponents	1120 1220 27 2 9 2378		* 02-28-19	TENNESSEE STATE	w 89-74	1421
			* 03-02-19	BELMONT	L 66-84	1484

* = Conference game

! = South Alabama Tournament - Mobile, Ala.



2018-19 FINAL OVC STATISTICS



2018-19 Southeast Missouri Basketball Southeast Missouri Combined Team Statistics (as of Sep 24, 2019) Conference games only



RECORD:	OVERALL	HOME	AWAY	NEUTRAL
ALL GAMES	5-13	4-5	1-8	0-0
CONFERENCE	5-13	4-5	1-8	0-0
NON-CONFERENCE	0-0	0-0	0-0	0-0

##	Player	gp-gs	min	avg	Total		3-Point		F-Throw		Rebounds				pf	dq	a	to	blk	stl	pts	avg
					fg	fga	fg%	3fg	3fga	3fg%	ft	fta	ft%	off	def	tot						
25	BREWER, Ledarius	16-10	454	28.4	61-162	.377	22-71	.310	42-55	.764	13	53	66	4.1	33	0	31	45	7	22	186	11.6
13	GABLE, Isaiah	18-11	433	24.1	61-117	.521	35-76	.461	22-28	.786	12	48	60	3.3	30	0	18	14	1	7	179	9.9
03	HOGAN, Skyler	17-15	441	25.9	59-141	.418	16-55	.291	21-30	.700	6	49	55	3.2	22	0	19	20	0	13	155	9.1
30	MCGLOTHAN, Gabe	18-11	413	22.9	64-133	.481	15-34	.441	18-28	.643	38	89	127	7.1	59	1	17	32	9	13	161	8.9
00	CALDWELL, Alex	12-5	265	22.1	30-70	.429	12-31	.387	21-27	.778	6	9	15	1.3	28	0	14	18	1	11	93	7.8
05	DALTON, Jonathan	18-16	531	29.5	37-94	.394	11-27	.407	41-55	.745	6	37	43	2.4	32	0	56	34	0	19	126	7.0
11	RUSSELL, Nygal	18-8	297	16.5	33-93	.355	11-34	.324	37-50	.740	7	33	40	2.2	38	1	28	24	2	8	114	6.3
23	TOLBERT, Sage	18-14	346	19.2	40-87	.460	2-4	.500	31-52	.596	27	48	75	4.2	52	5	3	32	11	7	113	6.3
42	LAROS, Mark	18-0	267	14.8	47-81	.580	4-12	.333	7-11	.636	14	28	42	2.3	26	0	5	18	4	4	105	5.8
04	KAO, Oscar	12-0	122	10.2	16-30	.533	9-14	.643	2-2	1.000	1	8	9	0.8	10	0	16	12	0	6	43	3.6
01	CUFFEE, Khalil	6-0	30	5.0	6-11	.545	4-7	.571	3-4	.750	1	0	1	0.2	7	1	1	3	0	0	19	3.2
15	LEWIS, Donnie	12-0	126	10.5	2-4	.500	0-1	.000	1-3	.333	2	3	5	0.4	6	0	13	2	0	3	5	0.4
Team											22	29	51				4					
Total.....		18	3725		456-1023	.446	141-366	.385	246-345	.713	155	434	589	32.7	343	8	221	258	35	113	1299	72.2
Opponents.....		18	3725		523-1098	.476	157-448	.350	254-332	.765	185	473	658	36.6	301	-	278	226	62	108	1457	80.9

TEAM STATISTICS	SEMO	OPP	Date	Opponent	Score	Att.
SCORING	1299	1457	* 01-03-19	at SIUE	L 88-94	1046
Points per game	72.2	80.9	* 01-05-19	UT MARTIN	Wot 74-69	1287
Scoring margin	-8.8	-	* 01-10-19	AUSTIN PEAY	L 60-78	1097
FIELD GOALS-ATT	456-1023	523-1098	* 01-12-19	MURRAY STATE	L 67-85	3143
Field goal pct	.446	.476	* 01-17-19	at Morehead State	L 69-73	2024
3 POINT FG-ATT	141-366	157-448	* 01-19-19	at Eastern Kentucky	L 83-85	1860
3-point FG pct	.385	.350	* 01-24-19	SIUE	Lo3 86-87	1188
3-pt FG made per game	7.8	8.7	* 01-26-19	EASTERN ILLINOIS	W 64-59	1636
FREE THROWS-ATT	246-345	254-332	* 01-31-19	at Belmont	L 71-97	1821
Free throw pct	.713	.765	* 02-02-19	at Tennessee State	L 50-79	983
F-Throws made per game	13.7	14.1	* 02-07-19	TENNESSEE TECH	Wot 71-66	1635
REBOUNDS	589	658	* 02-09-19	JACKSONVILLE STATE	L 64-81	1503
Rebounds per game	32.7	36.6	* 02-14-19	at UT Martin	L 72-81	1034
Rebounding margin	-3.8	-	* 02-16-19	at Eastern Illinois	W 88-79	1615
ASSISTS	221	278	* 02-21-19	at Austin Peay	L 70-83	2176
Assists per game	12.3	15.4	* 02-23-19	at Murray St.	L 67-103	7762
TURNOVERS	258	226	* 02-28-19	TENNESSEE STATE	W 89-74	1421
Turnovers per game	14.3	12.6	* 03-02-19	BELMONT	L 66-84	1484
Turnover margin	-1.8	-				
Assist/turnover ratio	0.9	1.2				
STEALS	113	108				
Steals per game	6.3	6.0				
BLOCKS	35	62				
Blocks per game	1.9	3.4				
ATTENDANCE	14394	20321				
Home games-Avg/Game	9-1599	9-2258				
Neutral site-Avg/Game	-	0-0				

* = Conference game
! = South Alabama Tournament - Mobile, Ala.

Score by Periods	1st	2nd	OT	OT2	OT3	Totals
Southeast Missouri	531	721	37	2	8	1299
Opponents	705	714	27	2	9	1457



2019-20 BASKETBALL NOTES

Comparison Game-by-Game (Southeast Missouri/Opponent)

Opponent	1st	2nd	Score	Mar	Total FG	FG Pct	3-Pointers	3FG Pct	Free Throws	FT Pct	Rebounds (Mar)	Assist	T/Over	Block	Steal	Fouls
Vanderbilt																
Purdue Fort Wayne																
The Citadel																
Missouri S&T																
Cal State Fullerton																
Santa Clara																
Denver																
Abilene Christian																
Drake																
Youngstown State																
Ohio State																
Southern Illinois																
Missouri Baptist																
Austin Peay																
Murray State																
Belmont																
Tennessee State																
Austin Peay																
Murray State																
SIU Edwardsville																
Eastern Illinois																
Morehead State																
Eastern Kentucky																
Jacksonville State																
Tennessee Tech																
UT Martin																
SIU Edwardsville																
Jacksonville State																
Tennessee Tech																
Eastern Illinois																
UT Martin																

Points in the Paint, Second Chance Points, Points Off Turnovers, Fastbreak Points, Bench Points

Opponent	W/L	POINTS IN THE PAINT		2ND CHANCE POINTS		POINTS OFF TURNOVERS		FAST BREAK POINTS		BENCH POINTS	
		SEMO	OPP.	SEMO	OPP.	SEMO	OPP.	SEMO	OPP.	SEMO	OPP.
Vanderbilt											
Purdue Fort Wayne											
The Citadel											
Missouri S&T											
Cal State Fullerton											
Santa Clara											
Denver											
Abilene Christian											
Drake											
Youngstown State											
Ohio State											
Southern Illinois											
Missouri Baptist											
Austin Peay											
Murray State											
Belmont											
Tennessee State											
Austin Peay											
Murray State											
SIU Edwardsville											
Eastern Illinois											
Morehead State											
Eastern Kentucky											
Jacksonville State											
Tennessee Tech											
UT Martin											
SIU Edwardsville											
Jacksonville State											
Tennessee Tech											
Eastern Illinois											
UT Martin											



Game-by-Game Leaders

Opponent	W/L	Score	Points	Rebounds	Assists	Blocks	Steals
Vanderbilt							
Purdue Fort Wayne							
The Citadel							
Missouri S&T							
Cal State Fullerton							
Santa Clara							
Denver							
Abilene Christian							
Drake							
Youngstown State							
Ohio State							
Southern Illinois							
Missouri Baptist							
Austin Peay							
Murray State							
Belmont							
Tennessee State							
Austin Peay							
Murray State							
SIU Edwardsville							
Eastern Illinois							
Morehead State							
Eastern Kentucky							
Jacksonville State							
Tennessee Tech							
UT Martin							
SIU Edwardsville							
Jacksonville State							
Tennessee Tech							
Eastern Illinois							
UT Martin							

Game-by-Game Starters

Opponent	W/L	Score	Guard	Guard	Guard	Forward	Forward/Center	First Man Off the Bench
Vanderbilt								
Purdue Fort Wayne								
The Citadel								
Missouri S&T								
Cal State Fullerton								
Santa Clara								
Denver								
Abilene Christian								
Drake								
Youngstown State								
Ohio State								
Southern Illinois								
Missouri Baptist								
Austin Peay								
Murray State								
Belmont								
Tennessee State								
Austin Peay								
Murray State								
SIU Edwardsville								
Eastern Illinois								
Morehead State								
Eastern Kentucky								
Jacksonville State								
Tennessee Tech								
UT Martin								
SIU Edwardsville								
Jacksonville State								
Tennessee Tech								
Eastern Illinois								
UT Martin								

Starting Lineup Combinations

Record	Guard	Guard	Guard	Forward	Forward/Center
-					



2019-20 BASKETBALL NOTES

	Score	FG-A	Pct.	3FG-A	Pct.	FT-A	Pct.	OFF	DEF	Total	E	A	TO	B	S
Southeast Missouri															
Vanderbilt															
Southeast Missouri															
Purdue Fort Wayne															
Southeast Missouri															
The Citadel															
Southeast Missouri															
Missouri S&T															
Southeast Missouri															
Cal State Fullerton															
Southeast Missouri															
Santa Clara															
Southeast Missouri															
Denver															
Southeast Missouri															
Abilene Christian															
Southeast Missouri															
Drake															
Southeast Missouri															
Youngstown State															
Southeast Missouri															
Ohio State															
Southeast Missouri															
Southern Illinois															
Southeast Missouri															
Missouri Baptist															
Southeast Missouri															
Austin Peay															
Southeast Missouri															
Murray State															
Southeast Missouri															
Belmont															
Southeast Missouri															
Tennessee State															
Southeast Missouri															
Austin Peay															
Southeast Missouri															
Murray State															
Southeast Missouri															
SIU Edwardsville															
Southeast Missouri															
Eastern Illinois															
Southeast Missouri															
Morehead State															
Southeast Missouri															
Eastern Kentucky															
Southeast Missouri															
Jacksonville State															
Southeast Missouri															
Tennessee Tech															
Southeast Missouri															
UT Martin															
Southeast Missouri															
SIU Edwardsville															
Southeast Missouri															
Jacksonville State															
Southeast Missouri															
Tennessee Tech															
Southeast Missouri															
Eastern Illinois															
Southeast Missouri															
UT Martin															



2019-20 BASKETBALL NOTES

GAME-BY-GAME LEADERS SUMMARY (# OF GAMES)

Points

Ledarius Brewer.....	10
Skyler Hogan.....	7
Gabe McGlothan.....	3
Sage Tolbert.....	3
Isaiah Gable.....	3
Alex Caldwell.....	2
Mark Laros.....	2
Jonathan Dalton.....	1

Rebounds

Sage Tolbert.....	11
Gabe McGlothan.....	11
Ledarius Brewer.....	6
Mark Laros.....	3
Isaiah Gable.....	3
Skyler Hogan.....	3
Oscar Kao.....	1

Assists

Jonathan Dalton.....	15
Ledarius Brewer.....	9
Skyler Hogan.....	4
Alex Caldwell.....	3
Nygal Russell.....	2
Isaiah Gable.....	2
Oscar Kao.....	2
Donnie Lewis.....	1

Blocks

Sage Tolbert.....	13
Gabe McGlothan.....	13
Ledarius Brewer.....	6
Isaiah Gable.....	5
Mark Laros.....	4
Alex Caldwell.....	3
Nygal Russell.....	2
Skyler Hogan.....	1

Steals

Ledarius Brewer.....	14
Alex Caldwell.....	10
Skyler Hogan.....	9
Jonathan Dalton.....	8
Sage Tolbert.....	6
Nygal Russell.....	4
Mark Laros.....	3
Isaiah Gable.....	2
Gabe McGlothan.....	2
Khalil Cuffee.....	1
Donnie Lewis.....	1

Dunks (# for 2018-19 Season)

Gabe McGlothan.....	16
Ledarius Brewer.....	13
Sage Tolbert.....	12
Nygal Russell.....	5
Mark Laros.....	2
Skyler Hogan.....	2
Khalil Cuffee.....	1
Isaiah Gable.....	1
Alex Caldwell.....	1

Games Played/Started

	2018-19	Career
Jonathan Dalton	31/29	92/60
Ledarius Brewer	29/23	60/50
Donnie Lewis	22/0	53/2
Mark Laros	31/0	67/7
Isaiah Gable	31/24	46/24
Sage Tolbert	31/27	31/27
Skyler Hogan	30/27	30/27
Nygal Russell	31/9	31/9
Gabe McGlothan	31/11	31/11
Alex Caldwell	24/5	24/5
Oscar Kao	20/0	20/0
Khalil Cuffee	13/0	13/0

CAREER LEDGER

Double-Digit Point Games

	2018-19	Career
Ledarius Brewer.....	20	42
Skyler Hogan.....	16	16
Jonathan Dalton.....	5	10
Alex Caldwell.....	8	8
Isaiah Gable.....	9	9
Gabe McGlothan.....	6	6
Mark Laros.....	4	6
Nygal Russell.....	5	5
Sage Tolbert.....	5	5
Khalil Cuffee.....	1	1

Double-Digit Rebound Games

	2018-19	Career
Sage Tolbert.....	5	5
Gabe McGlothan.....	4	4
Ledarius Brewer.....	1	2
Isaiah Gable.....	-	1

20+ Point Games

	2018-19	Career
Ledarius Brewer.....	5	9
Isaiah Gable.....	2	2
Skyler Hogan.....	2	2
Gabe McGlothan.....	2	2

8+ Rebound Games

	2018-19	Career
Gabe McGlothan.....	9	9
Sage Tolbert.....	7	7
Mark Laros.....	2	5
Ledarius Brewer.....	2	4
Isaiah Gable.....	1	2
Nygal Russell.....	1	1

5+ Assist Games

	2018-19	Career
Jonathan Dalton.....	7	10
Nygal Russell.....	3	3
Ledarius Brewer.....	2	2
Isaiah Gable.....	1	1

3+ Steal Games

	2018-19	Career
Jonathan Dalton.....	1	6
Alex Caldwell.....	1	1
Gabe McGlothan.....	1	1
Nygal Russell.....	1	1
Skyler Hogan.....	1	1

Double-Doubles

	2018-19	Career
Gabe McGlothan.....	4	4
Ledarius Brewer.....	1	2
Sage Tolbert.....	1	1

SOUTHEAST MISSOURI'S 2018-19 RECORD:

At Home.....	6-8
On the Road.....	2-13
At Neutral Sites.....	2-0
In Ohio Valley Conference Games.....	5-13
In November.....	4-3
In December.....	1-5
In January.....	2-7
In February.....	3-5
In March.....	0-1
Leading at the Half.....	7-2
Trailing at the Half.....	2-17
Tied at the Half.....	1-2
In Overtime Games.....	2-1
The Redhawks Score First.....	4-7
In 1-4 Point Games.....	1-4
In 5-9 Point Games.....	5-3
In 10-14 Point Games.....	0-5
In 15+ Point Games.....	4-9
Leading with Five Minutes Left in Regulation.....	8-1
Trailing with Five Minutes Left in Regulation.....	2-20
Tied with Five Minutes Left in Regulation.....	0-0
Scoring Less than 50 Points.....	0-0
Scoring 50-59 Points.....	0-3
Scoring 60-69 Points.....	3-9
Scoring 70-79 Points.....	4-6
Scoring 80-89 Points.....	2-3
Scoring 90-99 Points.....	0-0
Scoring 100 or more Points.....	1-0
Giving up Less Than 50 Points.....	1-0
Giving up 50-59 Points.....	2-0
Giving up 60-69 Points.....	3-1
Giving up 70-79 Points.....	4-7
Giving up 80-89 Points.....	0-10
Giving up 90-99 Points.....	0-2
Giving up 100 or more Points.....	0-1
Shooting 50% or Better from the Field.....	3-2
Shooting Less Than 50% from the Field.....	7-19
Opponent Shoots 50% or Better from the Field.....	1-11
Opponent Shoots Less Than 50% from the Field.....	9-10
Outshooting Opponent.....	8-4
Outshot by Opponent.....	2-17
Field Goal Percentage is Tied.....	0-0
Shooting 50% or Better from 3-Point Range.....	3-1
Shooting Less Than 50% from 3-Point Range.....	7-20
Opponent Shoots 50% or Better from 3-Point Range.....	0-1
Opponent Shoots Less Than 50% from 3-Point Range.....	10-20
Shooting 50% or Better from the Free Throw Line.....	9-19
Shooting Less Than 50% from the Free Throw Line.....	1-2
Opponent Shoots 50% or Better from the Free Throw Line.....	9-21
Opponent Shoots Less Than 50% from the Free Throw Line.....	1-0
Shooting More Free Throws Than Opponent.....	3-7
Shooting Less Free Throws Than Opponent.....	4-13
Free Throws are Tied.....	3-1
Southeast's Starters Outscore Opponent's Starters.....	6-2
Opponent's Starters Outscore Southeast's Starters.....	3-19
Starter Scoring is Tied.....	1-0
Bench Outscores Opponent.....	7-14
Opponent Bench Outscores Southeast.....	3-7
Bench Scoring is Tied.....	0-0
Bench Contributes Double Figures in Points.....	9-21
No Redhawk Players Score Double Figures.....	0-1
Two Redhawk Players Score Double Figures.....	3-10
3+ Redhawk Players Score Double Figures.....	7-8
Outrebounding an Opponent.....	7-6
Opponent Outrebounds Southeast.....	2-15
Rebounds are Tied.....	1-0
Getting 10+ Assists.....	10-14
Getting 10+ Steals.....	1-1
Getting 5+ Blocks.....	1-1
Forcing more Turnovers than Opponent.....	3-5
Committing more Turnovers than Opponent.....	6-16
Turnovers are Tied.....	1-0



2019-20 BASKETBALL NOTES



► Forward
► Junior (3)
► 6-8 ► 220
► Starkville, Miss.
► Starkville H.S.
► East Mississippi CC

DARRIOUS AGNEW

44

2019-20: --

Agnew's Game-by-Game Statistics

2019-20	FG	3P	FT	O/D	REB	F	PTS	A	TO	B	S	M
at Vanderbilt												
Purdue Fort Wayne												
The Citadel												
Missouri S&T												
vs. Cal State Fullerton												
at Santa Clara												
vs. Denver												
at Abilene Christian												
at Drake												
at Youngstown State												
at Ohio State												
at Southern Illinois												
Missouri Baptist												
at Austin Peay												
at Murray State												
Belmont												
Tennessee State												
Austin Peay												
Murray State												
at SIU Edwardsville												
at Eastern Illinois												
at Morehead State												
at Eastern Kentucky												
Jacksonville State												
Tennessee Tech												
UT Martin												
SIU Edwardsville												
at Jacksonville State												
at Tennessee Tech												
Eastern Illinois												
at UT Martin												

* - Game Started

2019-20 Season/Career-Highs


Points	-
Total Rebounds	-
Offensive	-
Defensive	-
FG Made	-
FG Attempted	-
3-Point FG Made	-
3-Point FG Attempted	-
FT Made	-
FT Attempted	-
Assists	-
Blocks	-
Steals	-
Minutes	-

Agnew's Career Statistics at Southeast Missouri

Season	G-GS	Min	Avg	FG-FGA	Pct	3FG-3FGA	Pct	FT-FTA	Pct	Off	Def	Tot	Avg	PF	FQ	A	TO	Blk	Stl	Pts	Avg
2019-20																					
Overall																					
Ohio Valley Conference Games Only																					
Season	G-GS	Min	Avg	FG-FGA	Pct	3FG-3FGA	Pct	FT-FTA	Pct	Off	Def	Tot	Avg	PF	FQ	A	TO	Blk	Stl	Pts	Avg
2019-20																					



2019-20 BASKETBALL NOTES



- Forward
- Sophomore (2)
- 6-0 ► 160
- Columbia, S.C.
- Wilson H.S.

ALEX CALDWELL

0

2019-20: --

Caldwell's Game-by-Game Statistics

2019-20	FG	3P	FT	O/D	REB	E	PTS	A	TO	B	S	M
at Vanderbilt												
Purdue Fort Wayne												
The Citadel												
Missouri S&T												
vs. Cal State Fullerton												
at Santa Clara												
vs. Denver												
at Abilene Christian												
at Drake												
at Youngstown State												
at Ohio State												
at Southern Illinois												
Missouri Baptist												
at Austin Peay												
at Murray State												
Belmont												
Tennessee State												
Austin Peay												
Murray State												
at SIU Edwardsville												
at Eastern Illinois												
at Morehead State												
at Eastern Kentucky												
Jacksonville State												
Tennessee Tech												
UT Martin												
SIU Edwardsville												
at Jacksonville State												
at Tennessee Tech												
Eastern Illinois												
at UT Martin												

* - Game Started

2019-20 Season-Highs

Points	-
Total Rebounds	-
Offensive	-
Defensive	-
FG Made	-
FG Attempted.....	-
3-Point FG Made.....	-
3-Point FG Attempted.....	-
FT Made.....	-
FT Attempted.....	-
Assists	-
Blocks.....	-
Steals.....	-
Minutes	-

Career-Highs

Points	17	2x, last vs. UT Martin (1/5/19)
Total Rebounds	5	vs. UT Martin (1/5/19)
Offensive	2	2x, last at Belmont (1/31/19)
Defensive	4	vs. UT Martin (1/5/19)
FG Made	6	2x, last at Belmont (1/31/19)
FG Attempted.....	12	2x, last at Belmont (1/31/19)
3-Point FG Made.....	5	vs. Quincy (11/12/18)
3-Point FG Attempted.....	6	3x, last at The Citadel (12/15/18)
FT Made.....	5	at Saint Louis (11/6/18)
FT Attempted.....	6	2x, last vs. Tennessee Tech (2/7/19)
Assists	4	3x, last at SIU Edwardsville (1/3/19)
Blocks.....	2	vs. Western Illinois (12/1/18)
Steals.....	3	vs. Missouri S&T (11/27/18)
Minutes	39	vs. UT Martin (1/5/19)

Caldwell's Career Statistics at Southeast Missouri

Overall


Season	G-GS	Min	Avg	FG-FGA	Pct	3FG-3FGA	Pct	FT-FTA	Pct	Off	Def	Tot	Avg	PF	FO	A	TO	Blk	Stl	Pts	Avg
2018-19	24-5	495	20.6	71-158	.449	30-77	.390	36-46	.783	14	31	45	1.9	51	0	40	31	5	22	208	8.7
2019-20																					
Total																					

Ohio Valley Conference Games Only

Season	G-GS	Min	Avg	FG-FGA	Pct	3FG-3FGA	Pct	FT-FTA	Pct	Off	Def	Tot	Avg	PF	FO	A	TO	Blk	Stl	Pts	Avg
2018-19	12-5	265	22.1	30-70	.429	12-31	.387	21-27	.778	6	9	15	1.3	28	0	14	18	1	11	93	7.8
2019-20																					
Total																					



2019-20 BASKETBALL NOTES



► Guard
► Sophomore (3)
► 6-4 ► 205
► Fairburn, Ga.
► Langston Hughes H.S.

KHALIL CUFFEE

1

2019-20: --

Cuffee's Game-by-Game Statistics

2019-20	FG	3P	FT	O/D	REB	F	PTS	A	TO	B	S	M
at Vanderbilt												
Purdue Fort Wayne												
The Citadel												
Missouri S&T												
vs. Cal State Fullerton												
at Santa Clara												
vs. Denver												
at Abilene Christian												
at Drake												
at Youngstown State												
at Ohio State												
at Southern Illinois												
Missouri Baptist												
at Austin Peay												
at Murray State												
Belmont												
Tennessee State												
Austin Peay												
Murray State												
at SIU Edwardsville												
at Eastern Illinois												
at Morehead State												
at Eastern Kentucky												
Jacksonville State												
Tennessee Tech												
UT Martin												
SIU Edwardsville												
at Jacksonville State												
at Tennessee Tech												
Eastern Illinois												
at UT Martin												

* - Game Started

2019-20 Season-Highs

Points	-
Total Rebounds	-
Offensive	-
Defensive	-
FG Made	-
FG Attempted	-
3-Point FG Made	-
3-Point FG Attempted	-
FT Made	-
FT Attempted	-
Assists	-
Blocks	-
Steals	-
Minutes	-

Career-Highs


Points	12	vs. Quincy (11/12/18)
Total Rebounds	1	3x, last vs. Belmont (3/2/19)
Offensive	1	vs. Belmont (3/2/19)
Defensive	1	2x, last vs. Abilene Christian (12/21/18)
FG Made	5	vs. Quincy (11/12/18)
FG Attempted	6	vs. Quincy (11/12/18)
3-Point FG Made	2	2x, last at Florida State (12/17/18)
3-Point FG Attempted	3	2x, last at Florida State (12/17/18)
FT Made	2	at Murray State (2/23/19)
FT Attempted	2	4x, last vs. Belmont (3/2/19)
Assists	1	2x, last vs. Belmont (3/2/19)
Blocks	-	-
Steals	2	vs. Quincy (11/12/18)
Minutes	16	vs. Belmont (3/2/19)

Cuffee's Career Statistics at Southeast Missouri

Season	G-GS	Min	Avg	FG-FGA	Pct	3FG-3FGA	Pct	FT-FTA	Pct	Off	Def	Tot	Avg	PF	FO	A	TO	Blk	Stl	Pts	Avg
2018-19	13-0	52	4.0	15-27	.556	10-20	.500	4-8	.500	1	2	3	0.2	11	1	2	6	0	2	44	3.4
2019-20																					
Total																					
Season	G-GS	Min	Avg	FG-FGA	Pct	3FG-3FGA	Pct	FT-FTA	Pct	Off	Def	Tot	Avg	PF	FO	A	TO	Blk	Stl	Pts	Avg
2018-19	6-0	30	5.0	6-11	.545	4-7	.571	3-4	.750	1	0	1	0.2	7	1	1	3	0	0	19	3.2
2019-20																					
Total																					



2019-20 BASKETBALL NOTES



► Forward
► Junior (3)
► 6-7 ► 200
► Greenville, Ohio
► Greenville H.S.

ISAIAH GABLE

13

2019-20: --

Gable's Game-by-Game Statistics

2019-20	FG	3P	FT	O/D	REB	E	PTS	A	TO	B	S	M
at Vanderbilt												
Purdue Fort Wayne												
The Citadel												
Missouri S&T												
vs. Cal State Fullerton												
at Santa Clara												
vs. Denver												
at Abilene Christian												
at Drake												
at Youngstown State												
at Ohio State												
at Southern Illinois												
Missouri Baptist												
at Austin Peay												
at Murray State												
Belmont												
Tennessee State												
Austin Peay												
Murray State												
at SIU Edwardsville												
at Eastern Illinois												
at Morehead State												
at Eastern Kentucky												
Jacksonville State												
Tennessee Tech												
UT Martin												
SIU Edwardsville												
at Jacksonville State												
at Tennessee Tech												
Eastern Illinois												
at UT Martin												

* - Game Started

2019-20 Season-Highs

Points	-
Total Rebounds	-
Offensive	-
Defensive	-
FG Made	-
FG Attempted.....	-
3-Point FG Made.....	-
3-Point FG Attempted.....	-
FT Made.....	-
FT Attempted.....	-
Assists	-
Blocks.....	-
Steals.....	-
Minutes	-

Career-Highs


Points	28	vs. UT Martin (1/5/19)
Total Rebounds	10	vs. Hannibal-LaGrange (11/28/17)
Offensive	4	vs. UT Martin (2/24/18)
Defensive	10	vs. Hannibal-LaGrange (11/28/17)
FG Made	11	vs. UT Martin (1/5/19)
FG Attempted.....	17	vs. UT Martin (1/5/19)
3-Point FG Made.....	4	3x, last vs. Tennessee State (2/28/19)
3-Point FG Attempted.....	9	2x, last at Morehead State (1/17/19)
FT Made.....	5	vs. Eastern Illinois (1/26/19)
FT Attempted.....	6	vs. Eastern Illinois (1/26/19)
Assists	5	vs. Jacksonville State (2/9/19)
Blocks.....	2	vs. Southern Illinois (12/8/18)
Steals.....	1	11x, last at Eastern Illinois (2/17/19)
Minutes	40	vs. UT Martin (1/5/19)

Gable's Career Statistics at Southeast Missouri

Overall																					
Season	G-GS	Min	Avg	FG-FGA	Pct	3FG-3FGA	Pct	FT-FTA	Pct	Off	Def	Tot	Avg	PF	FO	A	TO	Blk	Stl	Pts	Avg
2017-18	15-0	187	12.5	22-55	.400	13-36	.361	7-11	.636	5	23	28	1.9	19	0	6	7	0	0	64	4.3
2018-19	31-24	705	22.7	85-184	.462	51-127	.402	30-39	.769	16	79	95	3.1	59	0	34	31	6	11	251	8.1
2019-20																					
Total	46-24	892	19.4	107-239	.448	64-163	.393	37-50	.740	21	102	123	2.7	78	0	40	38	6	11	315	6.8
Ohio Valley Conference Games Only																					
Season	G-GS	Min	Avg	FG-FGA	Pct	3FG-3FGA	Pct	FT-FTA	Pct	Off	Def	Tot	Avg	PF	FO	A	TO	Blk	Stl	Pts	Avg
2017-18	4-0	47	11.8	7-17	.412	2-9	.222	3-4	.750	5	6	11	2.8	5	0	2	1	0	0	19	4.8
2018-19	18-11	433	24.1	61-117	.521	35-76	.461	22-28	.786	12	48	60	3.3	30	0	18	14	1	7	179	9.9
2019-20																					
Total	22-11	480	21.8	68-134	.507	37-85	.435	25-32	.781	17	54	71	3.2	35	0	20	15	1	7	198	9.0



2019-20 BASKETBALL NOTES



- Guard
- Junior (3)
- 6-3 ► 205
- Antioch, Ill.
- Lake Forest Academy
- John A. Logan College

5

CHRIS HARRIS

2019-20: --

Harris' Game-by-Game Statistics

2019-20	FG	3P	FT	O/D	REB	F	PTS	A	TO	B	S	M
at Vanderbilt												
Purdue Fort Wayne												
The Citadel												
Missouri S&T												
vs. Cal State Fullerton												
at Santa Clara												
vs. Denver												
at Abilene Christian												
at Drake												
at Youngstown State												
at Ohio State												
at Southern Illinois												
Missouri Baptist												
at Austin Peay												
at Murray State												
Belmont												
Tennessee State												
Austin Peay												
Murray State												
at SIU Edwardsville												
at Eastern Illinois												
at Morehead State												
at Eastern Kentucky												
Jacksonville State												
Tennessee Tech												
UT Martin												
SIU Edwardsville												
at Jacksonville State												
at Tennessee Tech												
Eastern Illinois												
at UT Martin												

* - Game Started

2019-20 Season/Career-Highs

Points	-
Total Rebounds	-
Offensive	-
Defensive	-
FG Made	-
FG Attempted	-
3-Point FG Made	-
3-Point FG Attempted	-
FT Made	-
FT Attempted	-
Assists	-
Blocks	-
Steals	-
Minutes	-

Harris' Career Statistics at Southeast Missouri

Season	G-GS	Min	Avg	FG-FGA	Pct	3FG-3FGA	Pct	FT-FTA	Pct	Off	Def	Tot	Avg	PF	FQ	A	TO	Blk	Stl	Pts	Avg
2019-20																					
Overall																					
Ohio Valley Conference Games Only																					
Season	G-GS	Min	Avg	FG-FGA	Pct	3FG-3FGA	Pct	FT-FTA	Pct	Off	Def	Tot	Avg	PF	FQ	A	TO	Blk	Stl	Pts	Avg
2019-20																					



2019-20 BASKETBALL NOTES



- Guard
- Senior (5)
- 6-5 ► 205
- Melbourne, Fla.
- Trinity Episcopal H.S.
- Embry-Riddle

3

SKYLER HOGAN

2019-20: --

Hogan's Game-by-Game Statistics

2019-20	FG	3P	FT	Q/D	REB	E	PTS	A	TO	B	S	M
at Vanderbilt												
Purdue Fort Wayne												
The Citadel												
Missouri S&T												
vs. Cal State Fullerton												
at Santa Clara												
vs. Denver												
at Abilene Christian												
at Drake												
at Youngstown State												
at Ohio State												
at Southern Illinois												
Missouri Baptist												
at Austin Peay												
at Murray State												
Belmont												
Tennessee State												
Austin Peay												
Murray State												
at SIU Edwardsville												
at Eastern Illinois												
at Morehead State												
at Eastern Kentucky												
Jacksonville State												
Tennessee Tech												
UT Martin												
SIU Edwardsville												
at Jacksonville State												
at Tennessee Tech												
Eastern Illinois												
at UT Martin												

* - Game Started

2019-20 Season-Highs

Points	-
Total Rebounds	-
Offensive	-
Defensive	-
FG Made	-
FG Attempted.....	-
3-Point FG Made.....	-
3-Point FG Attempted.....	-
FT Made.....	-
FT Attempted.....	-
Assists	-
Blocks.....	-
Steals.....	-
Minutes	-

Career-Highs

Points	25	at Mississippi Valley State (12/4/18)
Total Rebounds	7	2x, last vs. UT Martin (1/5/19)
Offensive	3	vs. Jacksonville (11/16/18)
Defensive	7	vs. UT Martin (1/5/19)
FG Made	10	at Mississippi Valley State (12/4/18)
FG Attempted.....	16	2x, last at Mississippi Valley State (12/4/18)
3-Point FG Made.....	5	at Mississippi Valley State (12/4/18)
3-Point FG Attempted.....	11	vs. UT Martin (1/5/19)
FT Made.....	10	at Eastern Kentucky (1/19/19)
FT Attempted.....	13	at Eastern Kentucky (1/19/19)
Assists	4	at Mississippi Valley State (12/4/18)
Blocks.....	2	2x, last at Mississippi Valley State (12/4/18)
Steals.....	3	at UT Martin (2/14/19)
Minutes	45	vs. SIU Edwardsville (1/24/19)

Hogan's Career Statistics at Southeast Missouri

Overall																			
Season	G-GS	Min	Avg	FG-FGA	Pct	3FG-3FGA	Pct	FT-FTA	Pct	Off	Def	Tot	Avg	PF	FQ	A	TO	Blk	Stl
2018-19	30-27	790	26.3	120-274	.438	46-121	.380	33-43	.767	16	82	98	3.3	42	0	33	35	5	21
2019-20																			
Total																			
Ohio Valley Conference Games Only																			
Season	G-GS	Min	Avg	FG-FGA	Pct	3FG-3FGA	Pct	FT-FTA	Pct	Off	Def	Tot	Avg	PF	FQ	A	TO	Blk	Stl
2018-19	17-15	441	25.9	59-141	.418	16-55	.291	21-30	.700	6	49	55	3.2	22	0	19	20	0	13
2019-20																			
Total																			



2019-20 BASKETBALL NOTES



- Guard
- Junior (3)
- 6-0 ► 170
- Tapei, Taiwan
- Songshan H.S.
- Marshalltown CC

4

OSCAR KAO

2019-20: --

Kao's Game-by-Game Statistics

2019-20	FG	3P	FT	O/D	REB	F	PTS	A	TO	B	S	M
at Vanderbilt												
Purdue Fort Wayne												
The Citadel												
Missouri S&T												
vs. Cal State Fullerton												
at Santa Clara												
vs. Denver												
at Abilene Christian												
at Drake												
at Youngstown State												
at Ohio State												
at Southern Illinois												
Missouri Baptist												
at Austin Peay												
at Murray State												
Belmont												
Tennessee State												
Austin Peay												
Murray State												
at SIU Edwardsville												
at Eastern Illinois												
at Morehead State												
at Eastern Kentucky												
Jacksonville State												
Tennessee Tech												
UT Martin												
SIU Edwardsville												
at Jacksonville State												
at Tennessee Tech												
Eastern Illinois												
at UT Martin												

* - Game Started

2019-20 Season-Highs

Points	-
Total Rebounds	-
Offensive	-
Defensive	-
FG Made	-
FG Attempted	-
3-Point FG Made	-
3-Point FG Attempted	-
FT Made	-
FT Attempted	-
Assists	-
Blocks	-
Steals	-
Minutes	-

Career-Highs


Points	9	at Eastern Illinois (2/16/19)
Total Rebounds	3	2x, last vs. Murray State (1/12/19)
Offensive	1	2x, last at Murray State (2/23/19)
Defensive	3	2x, last vs. Murray State (1/12/19)
FG Made	4	at Eastern Illinois (2/16/19)
FG Attempted	6	2x, last at Eastern Illinois (2/16/19)
3-Point FG Made	2	3x, last vs. Belmont (3/2)
3-Point FG Attempted	3	vs. Abilene Christian (12/21/18)
FT Made	2	vs. Abilene Christian (12/21/18)
FT Attempted	2	vs. Abilene Christian (12/21/18)
Assists	4	4x, last at Murray State (2/23/19)
Blocks	-	-
Steals	2	at UT Martin (2/14/19)
Minutes	20	at Murray State (2/23/19)

Kao's Career Statistics at Southeast Missouri

Season	G-GS	Min	Avg	FG-FGA	Pct	3FG-3FGA	Pct	FT-FTA	Pct	Off	Def	Tot	Avg	PF	FO	A	TO	Blk	Stl	Pts	Avg
2018-19	20-0	163	8.2	24-46	.522	13-23	.565	4-4	1.000	2	11	13	0.7	15	0	21	14	0	6	65	3.3
2019-20																					
Total																					
Season	G-GS	Min	Avg	FG-FGA	Pct	3FG-3FGA	Pct	FT-FTA	Pct	Off	Def	Tot	Avg	PF	FO	A	TO	Blk	Stl	Pts	Avg
2018-19	12-0	122	10.2	16-30	.533	9-14	.643	2-2	1.000	1	8	9	0.8	10	0	16	12	0	6	43	3.6
2019-20																					
Total																					



2019-20 BASKETBALL NOTES



- Guard
- Freshman (2)
- 6-5 ► 180
- Durham, N.C.
- Voyager Academy

JORDAN LOVE

2

2019-20: --

Love's Game-by-Game Statistics

2019-20	FG	3P	FT	O/D	REB	E	PTS	A	TO	B	S	M
at Vanderbilt												
Purdue Fort Wayne												
The Citadel												
Missouri S&T												
vs. Cal State Fullerton												
at Santa Clara												
vs. Denver												
at Abilene Christian												
at Drake												
at Youngstown State												
at Ohio State												
at Southern Illinois												
Missouri Baptist												
at Austin Peay												
at Murray State												
Belmont												
Tennessee State												
Austin Peay												
Murray State												
at SIU Edwardsville												
at Eastern Illinois												
at Morehead State												
at Eastern Kentucky												
Jacksonville State												
Tennessee Tech												
UT Martin												
SIU Edwardsville												
at Jacksonville State												
at Tennessee Tech												
Eastern Illinois												
at UT Martin												

* - Game Started

2019-20 Season/Career-Highs


Points	-
Total Rebounds	-
Offensive	-
Defensive	-
FG Made	-
FG Attempted	-
3-Point FG Made	-
3-Point FG Attempted	-
FT Made	-
FT Attempted	-
Assists	-
Blocks	-
Steals	-
Minutes	-

Love's Career Statistics at Southeast Missouri

Season	G-GS	Min	Avg	FG-FGA	Pct	3FG-3FGA	Pct	FT-FTA	Pct	Off	Def	Tot	Avg	PF	FO	A	TO	Blk	Stl	Pts	Avg
2019-20																					
Overall																					
Ohio Valley Conference Games Only																					
Season	G-GS	Min	Avg	FG-FGA	Pct	3FG-3FGA	Pct	FT-FTA	Pct	Off	Def	Tot	Avg	PF	FO	A	TO	Blk	Stl	Pts	Avg
2019-20																					



2019-20 BASKETBALL NOTES



- Guard
- Freshman (1)
- 6-2 ► 175
- Chicago, Ill.
- St. Patrick H.S.

JAKOB MEDINA

20

2019-20: --

Medina's Game-by-Game Statistics

2019-20	FG	3P	FT	O/D	REB	F	PTS	A	TO	B	S	M
at Vanderbilt												
Purdue Fort Wayne												
The Citadel												
Missouri S&T												
vs. Cal State Fullerton												
at Santa Clara												
vs. Denver												
at Abilene Christian												
at Drake												
at Youngstown State												
at Ohio State												
at Southern Illinois												
Missouri Baptist												
at Austin Peay												
at Murray State												
Belmont												
Tennessee State												
Austin Peay												
Murray State												
at SIU Edwardsville												
at Eastern Illinois												
at Morehead State												
at Eastern Kentucky												
Jacksonville State												
Tennessee Tech												
UT Martin												
SIU Edwardsville												
at Jacksonville State												
at Tennessee Tech												
Eastern Illinois												
at UT Martin												

* - Game Started

2019-20 Season/Career-Highs


Points	-
Total Rebounds	-
Offensive	-
Defensive	-
FG Made	-
FG Attempted	-
3-Point FG Made	-
3-Point FG Attempted	-
FT Made	-
FT Attempted	-
Assists	-
Blocks	-
Steals	-
Minutes	-

Medina's Career Statistics at Southeast Missouri

Season	G-GS	Min	Avg	FG-FGA	Pct	3FG-3FGA	Pct	FT-FTA	Pct	Off	Def	Tot	Avg	PF	FQ	A	TO	Blk	Stl	Pts	Avg
2019-20																					
Overall																					
Ohio Valley Conference Games Only																					
Season	G-GS	Min	Avg	FG-FGA	Pct	3FG-3FGA	Pct	FT-FTA	Pct	Off	Def	Tot	Avg	PF	FQ	A	TO	Blk	Stl	Pts	Avg
2019-20																					



2019-20 BASKETBALL NOTES



- Forward
- Junior (3)
- 6-6 ► 190
- Lee's Summit, Mo.
- Kansas City East Christian Academy
- John Wood CC

EVAN MORRISON

12

2019-20: --

Morrison's Game-by-Game Statistics

2019-20	FG	3P	FT	Q/D	REB	E	PTS	A	TO	B	S	M
at Vanderbilt												
Purdue Fort Wayne												
The Citadel												
Missouri S&T												
vs. Cal State Fullerton												
at Santa Clara												
vs. Denver												
at Abilene Christian												
at Drake												
at Youngstown State												
at Ohio State												
at Southern Illinois												
Missouri Baptist												
at Austin Peay												
at Murray State												
Belmont												
Tennessee State												
Austin Peay												
Murray State												
at SIU Edwardsville												
at Eastern Illinois												
at Morehead State												
at Eastern Kentucky												
Jacksonville State												
Tennessee Tech												
UT Martin												
SIU Edwardsville												
at Jacksonville State												
at Tennessee Tech												
Eastern Illinois												
at UT Martin												

* - Game Started

2019-20 Season/Career-Highs

Points	-
Total Rebounds	-
Offensive	-
Defensive	-
FG Made	-
FG Attempted.....	-
3-Point FG Made.....	-
3-Point FG Attempted.....	-
FT Made.....	-
FT Attempted.....	-
Assists	-
Blocks.....	-
Steals.....	-
Minutes	-

Morrison's Career Statistics at Southeast Missouri

Season	G-GS	Min	Avg	FG-FGA	Pct	3FG-3FGA	Pct	FT-FTA	Pct	Off	Def	Tot	Avg	PF	FO	A	TO	Blk	Stl	Pts	Avg
2019-20																					
Ohio Valley Conference Games Only																					
Season	G-GS	Min	Avg	FG-FGA	Pct	3FG-3FGA	Pct	FT-FTA	Pct	Off	Def	Tot	Avg	PF	FO	A	TO	Blk	Stl	Pts	Avg
2019-20																					



2019-20 BASKETBALL NOTES



► Guard
► Freshman (1)
► 6-1 ► 180
► Atlanta, Ga.
► Scotland Prep School (Pa.)

DQ NICHOLAS

11

2019-20: --

Nicholas' Game-by-Game Statistics

2019-20	FG	3P	FT	O/D	REB	F	PTS	A	TO	B	S	M
at Vanderbilt												
Purdue Fort Wayne												
The Citadel												
Missouri S&T												
vs. Cal State Fullerton												
at Santa Clara												
vs. Denver												
at Abilene Christian												
at Drake												
at Youngstown State												
at Ohio State												
at Southern Illinois												
Missouri Baptist												
at Austin Peay												
at Murray State												
Belmont												
Tennessee State												
Austin Peay												
Murray State												
at SIU Edwardsville												
at Eastern Illinois												
at Morehead State												
at Eastern Kentucky												
Jacksonville State												
Tennessee Tech												
UT Martin												
SIU Edwardsville												
at Jacksonville State												
at Tennessee Tech												
Eastern Illinois												
at UT Martin												

* - Game Started

2019-20 Season/Career-Highs

Points	-
Total Rebounds	-
Offensive	-
Defensive	-
FG Made	-
FG Attempted	-
3-Point FG Made	-
3-Point FG Attempted	-
FT Made	-
FT Attempted	-
Assists	-
Blocks	-
Steals	-
Minutes	-

Nicholas' Career Statistics at Southeast Missouri

Season	G-GS	Min	Avg	FG-FGA	Pct	3FG-3FGA	Pct	FT-FTA	Pct	Off	Def	Tot	Avg	PF	FQ	A	TO	Blk	Stl	Pts	Avg
2019-20																					
Overall																					
Ohio Valley Conference Games Only																					
Season	G-GS	Min	Avg	FG-FGA	Pct	3FG-3FGA	Pct	FT-FTA	Pct	Off	Def	Tot	Avg	PF	FQ	A	TO	Blk	Stl	Pts	Avg
2019-20																					



2019-20 BASKETBALL NOTES



- Guard
- Sophomore (3)
- 6-4 ► 205
- Houston, Texas
- ASPIRE Academy (Ky.)

NYGAL RUSSELL

25

2019-20: --

Russell's Game-by-Game Statistics

2019-20	FG	3P	FT	O/D	REB	E	PTS	A	TO	B	S	M
at Vanderbilt												
Purdue Fort Wayne												
The Citadel												
Missouri S&T												
vs. Cal State Fullerton												
at Santa Clara												
vs. Denver												
at Abilene Christian												
at Drake												
at Youngstown State												
at Ohio State												
at Southern Illinois												
Missouri Baptist												
at Austin Peay												
at Murray State												
Belmont												
Tennessee State												
Austin Peay												
Murray State												
at SIU Edwardsville												
at Eastern Illinois												
at Morehead State												
at Eastern Kentucky												
Jacksonville State												
Tennessee Tech												
UT Martin												
SIU Edwardsville												
at Jacksonville State												
at Tennessee Tech												
Eastern Illinois												
at UT Martin												

* - Game Started

2019-20 Season-Highs

Points	-
Total Rebounds	-
Offensive	-
Defensive	-
FG Made	-
FG Attempted.....	-
3-Point FG Made.....	-
3-Point FG Attempted.....	-
FT Made.....	-
FT Attempted.....	-
Assists	-
Blocks.....	-
Steals.....	-
Minutes	-

Career-Highs


Points	12	at Murray State (2/23/19)
Total Rebounds	8	vs. Belmont (3/2/19)
Offensive	3	at Mississippi Valley State (12/4/18)
Defensive	7	vs. Belmont (3/2/19)
FG Made	5	vs. Tennessee Tech (2/7/19)
FG Attempted.....	9	vs. Tennessee Tech (2/7/19)
3-Point FG Made.....	3	at SIU Edwardsville (1/3/19)
3-Point FG Attempted.....	5	at SIU Edwardsville (1/3/19)
FT Made.....	8	at Austin Peay (2/21/19)
FT Attempted.....	8	at Austin Peay (2/21/19)
Assists	6	at Eastern Illinois (2/16/19)
Blocks.....	1	at SIU Edwardsville (1/3/19)
Steals.....	3	vs. Tennessee Tech (2/7/19)
Minutes	27	vs. Belmont (3/2/19)

Russell's Career Statistics at Southeast Missouri

Season	G-GS	Min	Avg	FG-FGA	Pct	3FG-3FGA	Pct	FT-FTA	Pct	Off	Def	Tot	Avg	PF	FO	A	TO	Blk	Stl	Pts	Avg
2018-19	31-9	499	16.1	53-147	.361	16-53	.302	43-62	.694	13	69	82	2.6	60	2	44	40	2	13	165	5.3
2019-20																					
Total																					
Ohio Valley Conference Games Only																					
2018-19	18-8	297	16.5	33-93	.355	11-34	.324	37-50	.740	7	33	40	2.2	38	1	28	24	2	8	114	6.3
2019-20																					
Total																					



2019-20 BASKETBALL NOTES



- Forward
- Sophomore (2)
- 6-8 ► 210
- Richmond, Texas
- Combine Academy (N.C.)

SAGE TOLBERT

23

2019-20: --

Tolbert's Game-by-Game Statistics

2019-20	FG	3P	FT	O/D	REB	F	PTS	A	TO	B	S	M
at Vanderbilt												
Purdue Fort Wayne												
The Citadel												
Missouri S&T												
vs. Cal State Fullerton												
at Santa Clara												
vs. Denver												
at Abilene Christian												
at Drake												
at Youngstown State												
at Ohio State												
at Southern Illinois												
Missouri Baptist												
at Austin Peay												
at Murray State												
Belmont												
Tennessee State												
Austin Peay												
Murray State												
at SIU Edwardsville												
at Eastern Illinois												
at Morehead State												
at Eastern Kentucky												
Jacksonville State												
Tennessee Tech												
UT Martin												
SIU Edwardsville												
at Jacksonville State												
at Tennessee Tech												
Eastern Illinois												
at UT Martin												

* - Game Started

2019-20 Season-Highs

Points	-
Total Rebounds	-
Offensive	-
Defensive	-
FG Made	-
FG Attempted	-
3-Point FG Made	-
3-Point FG Attempted	-
FT Made	-
FT Attempted	-
Assists	-
Blocks	-
Steals	-
Minutes	-

Career-Highs


Points	18	vs. Eastern Kentucky (1/24/19)
Total Rebounds	11	at Mississippi Valley State (12/4/18)
Offensive	5	at Bradley (11/10/18)
Defensive	10	at Mississippi Valley State (12/4/18)
FG Made	8	vs. Eastern Kentucky (1/24/19)
FG Attempted	9	vs. Eastern Kentucky (1/24/19)
3-Point FG Made	1	3x, last at Belmont (1/31/19)
3-Point FG Attempted	2	vs. Western Illinois (12/1/18)
FT Made	8	vs. Tennessee State (2/28/19)
FT Attempted	13	vs. Tennessee State (2/28/19)
Assists	1	7x, last vs. Tennessee State (2/28/19)
Blocks	2	2x, last at Murray State (2/23/19)
Steals	2	vs. Chattanooga (11/17/18)
Minutes	28	2x, last vs. Austin Peay (1/10/19)

Tolbert's Career Statistics at Southeast Missouri

Season	G-GS	Min	Avg	FG-FGA	Pct	3FG-3FGA	Pct	FT-FTA	Pct	Off	Def	Tot	Avg	PF	FO	A	TO	Blk	Stl	Pts	Avg
2018-19	31-27	628	20.3	72-158	.456	3-8	.375	47-86	.547	55	101	156	5.0	96	8	8	63	18	15	194	6.3
2019-20																					
Total																					
Season	G-GS	Min	Avg	FG-FGA	Pct	3FG-3FGA	Pct	FT-FTA	Pct	Off	Def	Tot	Avg	PF	FO	A	TO	Blk	Stl	Pts	Avg
2018-19	18-14	346	19.2	40-87	.460	2-4	.500	31-52	.596	27	48	75	4.2	52	5	3	32	11	7	113	6.3
2019-20																					
Total																					



2019-20 BASKETBALL NOTES



- Forward
- Senior (5)
- 6-8 ► 215
- Mobile, Ala.
- Gardendale H.S.
- McNeese State

QUATTARIUS WILSON 10

2019-20: --

Wilson's Game-by-Game Statistics

2019-20	FG	3P	FT	Q/D	REB	E	PTS	A	TO	B	S	M
at Vanderbilt												
Purdue Fort Wayne												
The Citadel												
Missouri S&T												
vs. Cal State Fullerton												
at Santa Clara												
vs. Denver												
at Abilene Christian												
at Drake												
at Youngstown State												
at Ohio State												
at Southern Illinois												
Missouri Baptist												
at Austin Peay												
at Murray State												
Belmont												
Tennessee State												
Austin Peay												
Murray State												
at SIU Edwardsville												
at Eastern Illinois												
at Morehead State												
at Eastern Kentucky												
Jacksonville State												
Tennessee Tech												
UT Martin												
SIU Edwardsville												
at Jacksonville State												
at Tennessee Tech												
Eastern Illinois												
at UT Martin												

* - Game Started

2019-20 Season/Career-Highs

Points	-
Total Rebounds	-
Offensive	-
Defensive	-
FG Made	-
FG Attempted	-
3-Point FG Made	-
3-Point FG Attempted	-
FT Made	-
FT Attempted	-
Assists	-
Blocks	-
Steals	-
Minutes	-

Wilson's Career Statistics at Southeast Missouri

Season	G-GS	Min	Avg	FG-FGA	Pct	3FG-3FGA	Pct	FT-FTA	Pct	Overall			PF	FO	A	TO	Blk	Stl	Pts	Avg
										Off	Def	Tot								
2019-20																				
Season	G-GS	Min	Avg	FG-FGA	Pct	3FG-3FGA	Pct	FT-FTA	Pct	Ohio Valley Conference Games Only			PF	FO	A	TO	Blk	Stl	Pts	Avg
										Off	Def	Tot								
2019-20																				