

YOUR REDHAWKS

2019-20 SOUTHEAST MISSOURI BASKETBALL

GAMES

5-7



Gameday Coverage

Radio: **REAL ROCK 99.3** Clint Allen

Video: **WCC** WCC Network (Friday only)

Live Stats: SantaClaraBroncos.com

Twitter: @SEMOMBB

CABLE CAR CLASSIC HOSTED BY SANTA CLARA UNIVERSITY

Location..... Santa Clara, Calif.

Arena..... Leavey Center (4,700)

Southeast Missouri (2-2)

Wednesday, November 27

vs. Cal State Fullerton (2-3)..... 6:30 p.m., CT

Friday, November 29

at Santa Clara (5-1)..... 4 p.m., CT

Saturday, November 30

vs. Denver (2-3)..... 3 p.m., CT

Series History..... First meeting with all three teams

2019 Cable Car Classic Schedule

November 16

Cal State Fullerton 82, Cal State Stanislaus 62

November 19

Santa Clara 101, Notre Dame de Namur 54

November 27: Southeast Missouri vs. Cal State

Fullerton; Denver at Santa Clara

November 29: Cal State Fullerton vs. Denver;

Southeast Missouri at Santa Clara

November 30: Southeast Missouri vs. Denver;

Cal State Fullerton at Santa Clara

Strategic Communications

Jeff Honza

Assistant Director of Athletics

Phone: (573) 651-2933

Email: redhawk1@me.com

#LETSSOAR

2019-20 SCHEDULE/RESULTS

November (2-2)

| | | | |
|----|---------------------------|--------------|-----------|
| 6 | at Vanderbilt | SEC NETWORK+ | L, 65-83 |
| 10 | Purdue Fort Wayne | ESPN+ | W, 79-78 |
| 19 | The Citadel | ESPN+ | L, 69-74 |
| 22 | Missouri S&T | ESPN+ | W, 72-71 |
| 27 | vs. Cal State Fullerton ! | | 6:30 p.m. |
| 29 | at Santa Clara ! | | 4 p.m. |
| 30 | vs. Denver ! | | 3 p.m. |

December (0-0)

| | | | |
|----|----------------------|---------------|-----------|
| 5 | at Abilene Christian | | 7:30 p.m. |
| 7 | at Drake | MEDIACOM MC22 | 5 p.m. |
| 15 | at Youngstown State | ESPN+ | 7 p.m. |
| 17 | at #9 Ohio State | | 6 p.m. |
| 21 | at Southern Illinois | ESPN3 | 3 p.m. |
| 29 | Missouri Baptist | ESPN+ | 4 p.m. |

January (0-0, 0-0 OVC)

| | | | |
|----|----------------------|-------|-----------|
| 2 | at Austin Peay* | ESPN+ | 8 p.m. |
| 4 | at Murray State* | ESPN+ | 7 p.m. |
| 9 | Belmont* | ESPN+ | 7:15 p.m. |
| 11 | Tennessee State* | ESPN+ | 4 p.m. |
| 16 | Austin Peay* | ESPN+ | 7:15 p.m. |
| 18 | Murray State* | ESPN+ | 4 p.m. |
| 23 | at SIU Edwardsville* | ESPN+ | 7:30 p.m. |
| 25 | at Eastern Illinois* | ESPN+ | 3:15 p.m. |
| 30 | at Morehead State* | ESPN+ | 6 p.m. |

February (0-0, 0-0 OVC)

| | | | |
|----|------------------------|-------|-----------|
| 1 | at Eastern Kentucky* | ESPN+ | 3 p.m. |
| 6 | Jacksonville State* | ESPN+ | 7:15 p.m. |
| 8 | Tennessee Tech* | ESPN+ | 4 p.m. |
| 13 | UT Martin* | ESPN+ | 7:15 p.m. |
| 15 | SIU Edwardsville* | ESPN+ | 4 p.m. |
| 20 | at Jacksonville State* | ESPN+ | 7:30 p.m. |
| 22 | at Tennessee Tech* | ESPN+ | 4 p.m. |
| 27 | Eastern Illinois* | ESPN+ | 7:15 p.m. |
| 29 | at UT Martin* | ESPN+ | 4 p.m. |

March (0-0)

| | | |
|-----|----------------|------------------|
| 4-7 | OVC Tournament | Evansville, Ind. |
|-----|----------------|------------------|

All games are broadcast live on the radio at Real Rock

99.3 FM. All times Central and subject to change; * -

Denotes Ohio Valley Conference Game;

! - Cable Car Classic (Santa Clara, Calif.)

Redhawks to Spend Thanksgiving on West Coast

Southeast Missouri (2-2) heads to California for the 2019 Cable Car Classic this week. The Redhawks play three games in the tournament hosted by Santa Clara University. SEMO faces Cal State Fullerton (Nov. 27, 6:30 p.m., CT), Santa Clara (Nov. 29, 4 p.m., CT) and Denver (Nov. 30, 3 p.m., CT) at the event.

Follow the Redhawks

Fans can listen to all of the Redhawks games at the Cable Car Classic live on the radio at Real Rock 99.3 FM. Clint Allen will call the action. Video for Friday's game will be available at the WCC Network. Live stats for all games can be accessed at SantaClaraBroncos.com. Twitter updates provided @ SEMOMBB.

Series History

Southeast Missouri faces Cal State Fullerton, Santa Clara and Denver for the first time in 2019-20. Cal State Fullerton is a member of the Big West Conference, Santa Clara is a member of the West Coast Conference and Denver is in The Summit League.

Tournament Play

The Cable Car Classic marks the fourth tournament Southeast Missouri participates in under head coach Rick Ray. SEMO is 3-8 all-time in regular-season tournament games with Ray at the helm. The Redhawks went 0-4 at the Las Vegas Classic in 2016-17 and 1-3 in the Cancun Challenge in 2017-18. In 2018-19, SEMO posted a 2-1 record at the South Alabama Ungar Classic.

THIS IS SEMO

Southeast Missouri or **SEMO** is the preferred reference for Southeast Missouri State University athletic teams. Southeastern Missouri State is not an acceptable reference.



Former Redhawk

Santa Clara junior guard Tahj Eaddy began his college career at Southeast Missouri in 2016-17. Eaddy played in 30 games and made 12 starts while averaging 7.5 points on 42.4 percent shooting from behind the 3-point line that year. Now, Eaddy, a Second-Team All-West Coast Conference selection in 2018-19, is averaging 8.6 points per game through six starts this season.

Cable Car Classic

The long tradition of the "Cable Car Classic" at Santa Clara continues in 2019 as this year's version has a round-robin tournament format surrounding the Thanksgiving holiday. The event includes three days of doubleheaders, totaling six games, beginning the day before Thanksgiving (Nov. 27). After the teams enjoy a break for Turkey Day, the event concludes with games on both Friday (Nov. 29) and Saturday (Nov. 30). Santa Clara's Leavey Center will play host as Denver, Southeast Missouri, and Cal State Fullerton all visit the Silicon Valley for another round in the series of historic Cable Car Classic events.



2019-20 SOUTHEAST MISSOURI BASKETBALL NOTES / CABLE CAR CLASSIC

November Wrap

Southeast Missouri will close out its first month of the season at the Cable Car Classic this week. SEMO is 2-2 in November and is back on the road for the first time since its season-opener at Vanderbilt on Nov. 6.

Harris to Miss Cable Car Classic

Guard Chris Harris will not play in Southeast Missouri's three games at the Cable Car Classic due to a knee injury. Harris sustained his injury during practice prior to the Redhawks matchup with The Citadel (Nov. 19). He missed SEMO's last two contests. Harris leads the Redhawks in scoring (15.5 ppg), field goal percentage (.600), 3-pointers made (5) and 3-point field goal percentage (.714).

Down to the Wire

Southeast Missouri won two of its first three games at home by one point. Chris Harris buried a 3-pointer with 27 seconds left to send SEMO to a 79-78 victory over Purdue Fort Wayne on Nov. 10. Twelve days later, Alex Caldwell drained a 3-pointer with 17 seconds on the clock to grab SEMO a 72-71 win over Missouri S&T (Nov. 22).

Long Road Stretch Ahead

Southeast Missouri will not be at home for over a month. The Redhawks make their first trip to the Cable Car Classic (Nov. 27, 29 & 30) in Santa Clara, California over Thanksgiving this week. SEMO then heads to Abilene Christian (Dec. 5), Drake (Dec. 7), Youngstown State (Dec. 15), #9 Ohio State (Dec. 17) and Southern Illinois (Dec. 21). The Redhawks' next home game is not until after Christmas when they host Missouri Baptist (Dec. 29).

Redhawks Get First Win

Southeast Missouri picked up its first win of the season with a gritty performance against Purdue Fort Wayne (Nov. 10). SEMO saw a 15-point lead disappear, but made some big defensive stops and a clutch shot down the stretch to beat the Mastodons, 79-78.

2019-20 SOUTHEAST MISSOURI REDHAWKS

| No. | Name | Pos. | Ht. | Wt. | Cl. | Yr. | Hometown (High School/College) |
|-----|-------------------|------|-----|-----|-----|-----|--|
| 0 | Alex Caldwell | G | 6-0 | 160 | So. | 2nd | Columbia, S.C. (Wilson) |
| 1 | Khalil Cuffee | G | 6-4 | 205 | So. | 3rd | Fairburn, Ga. (Langston-Hughes) |
| 2 | Jordan Love | G | 6-5 | 180 | Fr. | 2nd | Durham, N.C. (Voyager Academy) |
| 3 | Skyler Hogan | G | 6-5 | 205 | Sr. | 5th | Melbourne, Fla. (Holy Trinity Episcopal/Embry-Riddle) |
| 4 | Oscar Kao | G | 6-0 | 170 | Jr. | 3rd | Tapei, Taiwan (Songshan/Marshalltown CC) |
| 5 | Chris Harris | G | 6-3 | 205 | Jr. | 3rd | Antioch, Ill. (Lake Forest Academy/John A. Logan College) |
| 10 | Quatarrius Wilson | F | 6-8 | 215 | Sr. | 5th | Mobile, Ala. (Gardendale/McNeese State) |
| 11 | DQ Nicholas | G | 6-1 | 180 | Fr. | 1st | Atlanta, Ga. (Scotland Prep School (Pa.)) |
| 12 | Evan Morrison * | F | 6-6 | 190 | Jr. | 3rd | Lee's Summit, Mo. (Kansas City City East Christian Academy/John Wood CC) |
| 13 | Isaiah Gable | F | 6-7 | 200 | Jr. | 3rd | Greenville, Ohio (Greenville) |
| 15 | Nana Akenten # | G | 6-6 | 215 | Jr. | 3rd | Bolingbrook, Ill. (Bolingbrook/Nebraska) |
| 20 | Jakob Medina * | G | 6-2 | 175 | Fr. | 1st | Chicago, Ill. (St. Patrick) |
| 23 | Sage Tolbert | F | 6-8 | 210 | So. | 2nd | Richmond, Texas (Combine Academy (Charlotte, N.C.)) |
| 25 | Nygal Russell | G | 6-4 | 205 | So. | 3rd | Houston, Texas (ASPIRE Academy (Louisville, Ky.)) |
| 44 | Darrius Agnew | F | 6-8 | 220 | Jr. | 3rd | Starkville, Miss. (Starkville/East Mississippi CC) |

* Walk-on

Will sit out the season due to NCAA Division I transfer regulations

Head Coach: Rick Ray, Fifth Year (Grand View College, 1994)

Assistant Coach: Keith Pickens, Second Year (Missouri State, 2013)

Assistant Coach: Tarrance Crump, First Year (Purdue, 2008)

Assistant Coach: Jason Owens, First Year (Siena Heights, 2006)

Director of Operations: Al Myers, Second Year (Wichita State, 1992)

Graduate Assistant: Mark Laros, First Year (Southeast Missouri, 2019)

Pronunciations

Nana Akenten.....na-nuh uh-ken-ten
 Khalil Cuffee.....kah-leel
 Oscar Kao.....cow
 Mark Laros.....lair-ohs
 Nygal Russell.....nye-juhl

Breakdown by Class

Seniors.....2
 Juniors.....6
 Sophomores.....4
 Freshmen.....3



2019-20 OHIO VALLEY CONFERENCE STANDINGS (AS OF NOV. 26, 2019)

| | OVC | | | | | Overall | | | | | |
|---------------------------|------------|--------------|------|------|--------|------------|--------------|------------|------------|------------|-----------|
| | Record | Pct. | Home | Away | Streak | Record | Pct. | Home | Away | Neutral | Streak |
| Belmont | 0-0 | 0.000 | - | - | - | 4-2 | 0.667 | 2-0 | 2-2 | 0-0 | L1 |
| Morehead State | 0-0 | 0.000 | - | - | - | 4-2 | 0.667 | 3-0 | 1-2 | 0-0 | L2 |
| Murray State | 0-0 | 0.000 | - | - | - | 3-2 | 0.600 | 3-0 | 0-1 | 0-1 | L1 |
| Eastern Illinois | 0-0 | 0.000 | - | - | - | 4-3 | 0.571 | 2-0 | 1-2 | 1-1 | W1 |
| Southeast Missouri | 0-0 | 0.000 | - | - | - | 2-2 | 0.500 | 2-1 | 0-1 | 0-0 | W1 |
| Austin Peay | 0-0 | 0.000 | - | - | - | 3-3 | 0.500 | 3-0 | 0-3 | 0-0 | W2 |
| Tennessee State | 0-0 | 0.000 | - | - | - | 3-3 | 0.500 | 3-0 | 0-3 | 0-0 | L2 |
| Eastern Kentucky | 0-0 | 0.000 | - | - | - | 3-4 | 0.429 | 3-1 | 0-1 | 0-2 | L2 |
| UT Martin | 0-0 | 0.000 | - | - | - | 2-3 | 0.400 | 1-1 | 1-2 | 0-0 | L2 |
| SIUE | 0-0 | 0.000 | - | - | - | 2-4 | 0.333 | 1-2 | 1-2 | 0-0 | L2 |
| Jacksonville State | 0-0 | 0.000 | - | - | - | 1-3 | 0.250 | 1-0 | 0-3 | 0-0 | L2 |
| Tennessee Tech | 0-0 | 0.000 | - | - | - | 2-6 | 0.250 | 1-2 | 1-2 | 0-2 | L1 |





2019-20 SOUTHEAST MISSOURI BASKETBALL NOTES / CABLE CAR CLASSIC

Nicholas Drops in 24

Freshman guard DQ Nicholas became the first Southeast Missouri player to score over 20 points in a game when he dropped in a game-high 24 against The Citadel (Nov. 19). Nicholas made 9-of-16 field goals and 5-of-6 free throws. He ranks fourth on the team with 9.8 points per game. Nicholas also ranks 11th in field goal percentage (.538) and second in free throw percentage (.900).

Wilson Fourth in the OVC in Rebounding

Forward Quatarrius Wilson enters the week ranked fourth in the Ohio Valley Conference in rebounding with 8.5 per game. Wilson is also averaging 10.5 points through four starts. He had a double-double 12 points and 13 rebounds at Vanderbilt (Nov. 6) and followed that up with 11 points and eight rebounds vs. Purdue Fort Wayne (Nov. 10).

Career-High for Caldwell

Alex Caldwell dished out a career-high six assists vs. The Citadel (Nov. 19). Caldwell leads the team with nine dishes through three starts. He averages a team-high 31 minutes per game and ranks seventh in the Ohio Valley Conference in that category.

3-Point Difference

Southeast Missouri has made just 20 three-pointers for an average of five per game through its first four contests. Its opponents have knocked down 46 for an average of 11.5. SEMO ranks ninth in the Ohio Valley Conference in 3-point percentage with a 31.3 percent clip. Opponents are outscoring SEMO, 138-60, behind the 3-point arc this year.

Logging the Miles

Southeast Missouri is going to log some serious miles over the next several weeks. SEMO will travel to six different states (California, Texas, Iowa, Ohio, Illinois, Indiana) during its longest road stretch of the season. In all, the Redhawks will rack up 6,824 miles between charter bus and flight travel. Here's a look at the upcoming travel schedule.

Cable Car Classic (Nov. 27, 29 & 30)

| | |
|--|-------|
| Cape Girardeau to St. Louis, Mo. (Bus) | 115 |
| St. Louis to San Jose, Calif. (Flight) | 1,715 |
| San Jose, Calif. to St. Louis (Flight) | 1,715 |
| St. Louis to Cape Girardeau, Mo. (Bus) | 115 |
| Total Mileage | 3,660 |

Abilene Christian (Dec. 5) & Drake (Dec. 7)

| | |
|--|-----|
| Cape Girardeau to St. Louis, Mo. (Bus) | 115 |
| St. Louis to Dallas, Texas (Flight) | 550 |
| Dallas, Texas to Des Moines, Iowa (Flight) | 624 |
| Des Moines, Iowa to Hannibal, Mo. (Bus) | 235 |


2019-20 STATS COMPARISON

| SEMO | CSF |
|--|------|
| 2-2.....Record..... | 2-3 |
| 0-0.....Conference Record..... | 0-0 |
| 71.2.....Points Per Game..... | 62.2 |
| 76.5.....Opp. Points Per Game..... | 68.0 |
| -5.2.....Scoring Margin..... | -5.8 |
| .446.....Field Goal Percentage..... | .390 |
| .433.....Opp. Field Goal Percentage..... | .463 |
| .313.....3-Point Field Goal Percentage..... | .272 |
| .397.....Opp. 3-Point Field Goal Percentage..... | .333 |
| .621.....Free Throw Percentage..... | .671 |
| .697.....Opp. Free Throw Percentage..... | .630 |
| 37.5.....Rebounds Per Game..... | 35.4 |
| 37.8.....Opp. Rebounds Per Game..... | 36.0 |
| -0.2.....Rebounding Margin..... | -0.6 |
| 10.0.....Assists Per Game..... | 9.8 |
| 13.9.....Turnovers Per Game..... | 11.8 |
| -0.5.....Turnover Margin..... | +1.4 |
| 1.8.....Blocks Per Game..... | 2.2 |
| 5.0.....Steals Per Game..... | 6.8 |

| SEMO | SC |
|--|-------|
| 2-2.....Record | 5-1 |
| 0-0.....Conference Record..... | 0-0 |
| 71.2.....Points Per Game..... | 81.2 |
| 76.5.....Opp. Points Per Game..... | 63.0 |
| -5.2.....Scoring Margin | +18.2 |
| .446.....Field Goal Percentage..... | .489 |
| .433.....Opp. Field Goal Percentage..... | .371 |
| .313.....3-Point Field Goal Percentage..... | .369 |
| .397.....Opp. 3-Point Field Goal Percentage..... | .276 |
| .621.....Free Throw Percentage..... | .805 |
| .697.....Opp. Free Throw Percentage..... | .662 |
| 37.5.....Rebounds Per Game | 38.3 |
| 37.8.....Opp. Rebounds Per Game..... | 33.2 |
| -0.2.....Rebounding Margin | +5.2 |
| 10.0.....Assists Per Game | 18.3 |
| 13.9.....Turnovers Per Game | 10.7 |
| -0.5.....Turnover Margin | +0.8 |
| 1.8.....Blocks Per Game | 4.0 |
| 5.0.....Steals Per Game | 8.0 |

| SEMO | DENVER |
|--|--------|
| 2-2.....Record..... | 2-3 |
| 0-0.....Conference Record..... | 0-0 |
| 71.2.....Points Per Game..... | 62.8 |
| 76.5.....Opp. Points Per Game..... | 72.2 |
| -5.2.....Scoring Margin..... | -9.4 |
| .446.....Field Goal Percentage..... | .415 |
| .433.....Opp. Field Goal Percentage..... | .436 |
| .313.....3-Point Field Goal Percentage..... | .329 |
| .397.....Opp. 3-Point Field Goal Percentage..... | .315 |
| .621.....Free Throw Percentage..... | .577 |
| .697.....Opp. Free Throw Percentage..... | .729 |
| 37.5.....Rebounds Per Game..... | 31.4 |
| 37.8.....Opp. Rebounds Per Game..... | 39.8 |
| -0.2.....Rebounding Margin..... | -8.4 |
| 10.0.....Assists Per Game..... | 10.4 |
| 13.9.....Turnovers Per Game..... | 11.0 |
| -0.5.....Turnover Margin..... | 2.6 |
| 1.8.....Blocks Per Game..... | 3.2 |
| 5.0.....Steals Per Game..... | 5.2 |

SOUTHEAST MISSOURI PROBABLE STARTERS



0

Alex Caldwell
G / 6-0 / 160 / So.
Columbia, S.C.

9.0 ppg, 2.8 rpg,
2.8 apg



3

Skyler Hogan
G / 6-5 / 205 / Sr.
Melbourne, Fla.

8.0 ppg, 3.5 rpg,
1.3 apg



10

Quatarrius Wilson
F / 6-8 / 215 / Sr.
Mobile, Ala.

10.5 ppg, 8.5 rpg,
1.8 apg



11

DQ Nicholas
G / 6-1 / 180 / Fr.
Atlanta, Ga.

9.8 ppg, 3.8 rpg,
1.0 apg



23

Sage Tolbert
F / 6-8 / 210 / So.
Richmond, Texas

10.5 ppg, 7.5 rpg,
1.3 apg



2019-20 SOUTHEAST MISSOURI BASKETBALL NOTES / CABLE CAR CLASSIC

HONORS & AWARDS

-
-

2019-20 OVC PRESEASON POLL

Team (First-Place Votes)

| | |
|--------------------------|-----|
| Belmont (17) | 237 |
| Murray State (7) | 223 |
| Jacksonville State | 187 |
| Austin Peay | 180 |
| UT Martin | 154 |
| Eastern Kentucky | 128 |
| Eastern Illinois | 124 |
| Morehead State | 113 |
| Tennessee State | 90 |
| SIU Edwardsville | 63 |
| Southeast Missouri | 49 |
| Tennessee Tech | 36 |

2019-20 PRESEASON ALL-OVC TEAM

Name, Position, School

Jomaru Brown, G, Eastern Kentucky
 Tevin Brown, G, Murray State
 Jr. Clay, G, Tennessee Tech
 Darnell Cowart, F, Murray State
 Quintin Dove, F, UT Martin
 Grayson Murphy, G, Belmont
 Nick Muszynski, C, Belmont
 Craig Randall II, G, UT Martin
 Terry Taylor, G/F, Austin Peay
 Jordan Walker, G, Morehead State
 Josiah Wallace, G, Eastern Illinois

Preseason Player of the Year

Terry Taylor, G/F, Austin Peay

| | |
|---------------------------------------|-------|
| Hannibal to Cape Girardeau, Mo. (Bus) | 218 |
| Total Mileage | 1,742 |

Youngstown State (Dec. 15) & Ohio State (Dec. 17)

| | |
|--|-------|
| Cape Girardeau to St. Louis, Mo. (Bus) | 115 |
| St. Louis to Cleveland, Ohio (Flight) | 487 |
| Cleveland to Youngstown, Ohio (Bus) | 74 |
| Youngstown to Columbus, Ohio (Bus) | 172 |
| Columbus, Ohio to Terre Haute, Ind. (Bus) | 252 |
| Terre Haute, Ind. to Cape Girardeau, Mo. (Bus) | 230 |
| Total Mileage | 1,330 |

Southern Illinois (Dec. 21)

| | |
|---|----|
| Cape Girardeau, Mo. to Carbondale, Ill. (Bus) | 46 |
| Carbondale, Ill. to Cape Girardeau, Mo. (Bus) | 46 |
| Total Mileage | 92 |

Home-Opening Win

With their 79-78 victory over Purdue Fort Wayne (Nov. 10), the Redhawks improved to 23-6 all-time in home-openers since joining the NCAA Division I ranks in 1991-92. Southeast Missouri opened its home slate with a win for the seventh time in eight years and has posted victories in 14 of its last 17 home-opening dates. The Redhawks won their fourth-straight home-opener under head coach Rick Ray.

Strong Start for Harris

Chris Harris opened his Southeast Missouri career with back-to-back double-digit scoring games and drained a game-winning 3-pointer to give the Redhawks their first victory of the season. A native of Antioch, Illinois, Harris averaged 15.5 points per game and was SEMO's leading scorer in each of the first two games of the 2019-20 campaign. All of his points came off the bench as he scored 15 at SEC member Vanderbilt (11/6) and followed that up with 16 vs. Purdue Fort Wayne (11/10). Harris put the Redhawks ahead by one with his 3-pointer with 27 seconds left against the Mastodons. For the week, Harris shot 60 percent (9-of-15) from the field, 80 percent (8-of-10) at the free throw line and a scorching 71.4 percent (5-of-7) from 3-point range.

Mr. Double-Double

Quatarrius Wilson registered the 15th double-double of his college career and first in a Southeast Missouri uniform when he finished with 12 points and 13 rebounds at Vanderbilt (Nov. 6). Wilson previously had a Southland Conference leading 14 double-doubles during the 2017-18 season at McNeese State.

Four Starters Reach Double Figures

Four Southeast Missouri starters reached double figures in the scoring column against Purdue Fort Wayne (Nov. 10). Alex Caldwell had 12 points, while Quatarrius Wilson, Sage Tolbert and Skyler Hogan followed close behind with 11 apiece. SEMO had four starters score double figures just one time in 31 games last season (at SIUE, Jan. 3, 2019).

Division I Debuts

Four players, including guard Chris Harris, forward Darrious Agnew, guard DQ Nicholas and guard Jordan Love made their NCAA Division I debuts in 2019-20. Harris and Nicholas are currently the Redhawks top two scorers with 15.5 and 12.3 points per game, respectively.

Nice Defense

Southeast Missouri's defense locked down to draw a charge and get two stops in the final 35 seconds to secure its 79-78 win over Purdue Fort Wayne (Nov. 10). Isaiah Gable stepped in front of Dylan Carl to draw a big foul with 35 seconds on the clock. The Mastodons then had two chances in the final six seconds, but SEMO forced a missed 3-pointer and layup to come away with the win.

Welcome to Division I Basketball

Six of the 15 players on Southeast Missouri's 2019-20 roster never played NCAA Division I basketball. DQ Nicholas, Jordan Love, Chris Harris, Evan Morrison, Jakob Medina and Darrious Agnew formed that group entering the year. Nicholas, Harris, Agnew and Love have played so far this season.



2019-20 SOUTHEAST MISSOURI BASKETBALL NOTES / CABLE CAR CLASSIC

Owens and Crump Join Coaching Staff

Southeast Missouri added assistant coaches Tarrance Crump and Jason Owens to its staff in June. Crump spent three years as an assistant coach at fellow Ohio Valley Conference member SIU Edwardsville (2016-18). SEMO head coach Rick Ray coached Crump when he was a student-athlete at Purdue. Owens joined the Redhawks after working two years as an assistant coach on Kim Anderson's staff at Pittsburg State.

Worth Noting

Of the 353 NCAA Division I men's basketball programs in the nation and discounting the Historically Black Colleges and Universities, Southeast Missouri is one of only five programs that have full-time coaching staffs comprised entirely of African-Americans. SEMO joins Georgetown, North Carolina State, Houston and Detroit Mercy

Ready to Go

McNeese State transfer forward Quatarrius Wilson sat out the 2018-19 season due to NCAA Division I transfer regulations. He had surgery on his right thumb in early July and missed six weeks before returning to the court in mid-August. Wilson earned Third-Team All-Southland Conference honors after averaging a double-double 10.9 points and 10.2 rebounds per game in 28 starts for McNeese State in 2017-18. Wilson was projected to be a Second-Team All-Ohio Valley Conference selection in Athlon Sports' preseason picks.

Fifth Year for Ray

Rick Ray is in his fifth year as head coach at Southeast Missouri. The Redhawks finished their 2018-19 season with an overall record of 10-21 and 5-13 Ohio Valley Conference mark. Prior to his first head coaching job at Mississippi State, Ray made the NCAA Tournament as an assistant coach with three different programs, including Purdue, Clemson and Indiana State.

Returning Scorers

Southeast Missouri brings back three of its top four scorers from last season. Skyler Hogan (10.6 ppg), Alex Caldwell (8.7 ppg) and Isaiah Gable (8.1 ppg) ranked second, third and fourth on the team in 2018-19, respectively. The trio accounted for 35 percent of the Redhawks scoring output.

Roster Makeup

The Redhawks 2019-20 roster consists of 15 players, including two seniors, six juniors, four sophomores and three freshmen. Southeast Missouri has a total of six newcomers on this year's squad. SEMO's roster is comprised of players from nine different states (Alabama, Florida, Georgia, Illinois, Mississippi, Missouri, North Carolina, Ohio, South Carolina).

Season 113

Southeast Missouri is in its 113th season of basketball. This year marks SEMO's 29th as an NCAA Division I program. The Redhawks are 337-483 all-time at the Division I level. SEMO joined the Division I ranks in 1991-92.

OVC Top-Five

The Redhawks ranked among the top-five in the Ohio Valley Conference in five categories a year ago. Southeast Missouri was second in 3-point field goal percentage defense (.320), third in 3-point field goals made (8.6 per game), fourth in both 3-point field goal percentage (.370) and defensive rebounding percentage (.717), and fifth in defensive rebounds (25.7 rpg).

Redhawks 11th in OVC Preseason Poll

Southeast Missouri was picked 11th in the 2019-20 Ohio Valley Conference Basketball Preseason Poll announced Oct. 22 during the league's annual media day at the Double Tree Hotel. SEMO tallied 49 points in the overall voting by the OVC Head Coaches and Communication Directors. Belmont, which received 17 of the 24 first-place votes, was tabbed this year's favorite. Murray State followed with 223 points and seven first-place nods. The Bruins and Racers shared the OVC regular-season title last season. MSU won

SHOW ME CENTER INFORMATION

Photographers

Photographers working the floor level at the Show Me Center are required to shoot from behind the dash lines along the baselines and must sit on the floor in those areas. The Director of Strategic Communications may identify other positions off the court where photographers may work, provided the view is not blocked for fans. At no time may photographers work directly from behind the official scorer's table and team benches, and in front of any courtside signage. No tripods may be placed on or beside the court.

Postgame Procedure

All interview requests for Southeast student-athletes must be made to a member of the Southeast Missouri Strategic Communications staff prior to the end of each game. Student-athletes will be escorted to postgame press conferences in the front meeting rooms of the Show Me Center. Media representatives are not allowed in the dressing room area. Redhawks head coach Rick Ray will address the media during press conferences after every game and the opposing head coach will be invited upon request. Ray will join press conferences immediately after his postgame radio obligation with the Redhawks Radio Network.

Credentials

Credentials are required for entrance to the Show Me Center. To request season or single game credentials, please contact Southeast Missouri Assistant Director of Athletics for Strategic Communications Jeff Honza by phone (573) 651-2933 or email jhonza@semo.edu / redhawk1@me.com. Credentials can be picked up at the NCAA pass gate located inside the main entrance of the Show Me Center.

Press Row

Media will be issued assigned seats course on the north side of the Show Me Center. Press row is reserved for working media only. Professional decorum is expected at all times. Cheering or outward expression is strictly prohibited.

Gameday Information

Game notes, rosters, statistics and other information is available on press row and in the media workroom at the Show Me Center on gamedays. Weekly releases will be published online at GoSoutheast.com.

Phone Lines

One phone line will be provided to the visiting team's official radio station courtesy of the Redhawks Radio Network. If additional phone lines are needed, they must be secured by calling (573) 651-2275 at least one week in advance.

Wireless Internet

The Show Me Center is equipped with wireless internet. Please see a member of the Southeast Missouri Strategic Communications staff for login information.



2019-20 SOUTHEAST MISSOURI BASKETBALL NOTES / CABLE CAR CLASSIC

the OVC Tournament crown and both teams advanced to the NCAA Tournament. Jacksonville State (187 pts.), Austin Peay (180 pts.), UT Martin (154 pts.), Eastern Kentucky (128 pts.), Eastern Illinois (124 pts.), Morehead State (113 pts.), Tennessee State (90 pts.) and SIU Edwardsville (63 pts.) were also picked ahead of SEMO. Tennessee Tech completed the poll with 36 points. Austin Peay guard/forward Terry Taylor was selected Preseason OVC Player of the Year.

Backcourt

Sophomore Alex Caldwell (Columbia, S.C.) and freshman DQ Nicholas (Atlanta, Ga.) are expected to interchange between the one and two-guard spots. Caldwell is coming off a nice rookie season that saw him average 10.6 points as SEMO's third-leading scorer in 2018-19. He played in 24 games and made five starts at the point guard spot as a true freshman. Caldwell also ranked third on the team with 22 steals and shot 44.9 percent from the floor with 30 of his made field goals beyond the arc. Similar in size and skill is Nicholas, who joins the Redhawks from Pennsylvania's Scotland Prep School. Nicholas averaged 12.6 points, 4.2 rebounds and 25 minutes a game a year ago. He was part of a Scotland Prep team that went 36-2 and ranked #1 most of the season before falling to Brewster Academy in the national championship game. Throughout preseason workouts, Caldwell and Nicholas have run point on separate teams and it is paying dividends in their preparation. Junior Oscar Kao (Tapei, Taiwan) adds to the depth at point guard. Kao appeared in 20 games off the bench and averaged 3.3 points and 8.2 minutes per contest in that role a year ago. He shot 52.2 percent (24-of-46) from the field and drained 13-of-23 three-pointers for a 56.5 percent clip.

Perimeter

Southeast Missouri ranked third in the OVC in 3-point field goals made and fourth in 3-point field goal percentage last season. The Redhawks averaged 8.6 made threes a game en route to shooting 37 percent for the year. Fifth-year senior and returning starter Skyler Hogan (Melbourne, Fla.) is back on the Red-

hawks perimeter. A two-time OVC Newcomer of the Week, Hogan ranked second on the team with 10.6 points a game in 30 games and 27 starts. He was third on the team with 46 three-pointers made and ranked third on the team shooting 76.7 percent (33-of-43) at the free throw line. Hogan logged 26.3 minutes a game, second-most on the team. Junior Chris Harris (Antioch, Ill.), sophomores Nygal Russell (Houston, Texas) and Khalil Cuffee (Fairburn, Ga.), and freshmen Jordan Love (Durham, N.C.) and Jakob Medina (Chicago, Ill.) are other perimeter candidates. Harris averaged 9.8 points and 4.2 rebounds in 32 games and 14 starts at John A. Logan College in 2018-19. JALC went 27-5 overall, ranked fifth in the nation and claimed a share of the Great Rivers Athletic Conference title with Harris on its roster. Returnees Russell and Cuffee saw playing time last season. Russell played in 31 games and made nine starts, averaging 5.3 points per contest, while Cuffee saw action in 13 games off the bench. Meanwhile, Love redshirted as a true freshman. Medina, a walk-on, attended St. Patrick High School. He missed all but seven games of his senior year due to injury. University of Nebraska transfer guard Nana Akenten (Bolingbrook, Ill.) filled SEMO's final scholarship on the 2019-20 roster, but will sit out the season due to NCAA Division I transfer regulations.

Frontcourt

Fifth-year senior Quatarrius Wilson (Mobile, Ala.) and sophomore Sage Tolbert (Richmond, Texas) are projected to start down low. Wilson, who missed the 2018-19 campaign after transferring to SEMO from McNeese State, makes his debut in a Redhawk uniform. He earned Third-Team All-Southland Conference honors after averaging a double-double 10.9 points and 10.2 rebounds during his last season of competition in 2017-18. Tolbert was SEMO's second-leading rebounder as a true freshman a year ago. He started 27 of 31 games and averaged 6.3 points and five rebounds. Tolbert also shot 45.6 percent (72-of-158) from the field and ranked second on the team with 18 blocks. Junior Isaiah Gable (Greenville, Ohio) has the ability to play underneath the basket and knock down

shots outside. Gable led the Redhawks with 51 three-pointers and ranked fourth on the team in scoring with 8.3 points a game last season. He started 24 games and averaged 22.7 minutes per contest. Newcomers Darrious Agnew (Starkville, Miss.) and Evan Morrison (Lee's Summit, Mo.) complete the 2019-20 squad. Agnew comes to Cape Girardeau after spending the last two seasons at East Mississippi Community College. He averaged 11.5 points and a team-high 6.7 rebounds in his final season with the Lions in 2018-19. A walk-on, Morrison saw action in 29 games off the bench at John Wood Community College a year ago.

Redhawks in Professional Basketball

Antonius Cleveland, who was at Southeast Missouri for four years from 2013-17, plays for the Dallas Mavericks and is on a two-way contract with the Texas Legends of the NBA G League. Cleveland re-signed with the Mavericks on July 25, 2019. He has played in a total of 17 NBA games between his time with Dallas (13) and Atlanta (4). Cousins Tyler Stone and Jarekious Bradley, once teammates at Southeast Missouri, are both playing overseas. Stone is with New Basket Brindisi of the Italian Lega Basket Serie A (LBA) and Bradley is with Joensuu Kataja Basket in Finland. Stone also played professionally in Turkey, Greece, Japan, Israel and Russia before joining his current team in Italy. Meanwhile, Bradley played in Slovakia and Germany before joining his current team in Finland.

Redhawks Sign Highly Talented Duo

Southeast Missouri signed point guard Phil Russell and forward Ramean Hinton for the 2020-21 season during the opening day of the NCAA early signing period on Nov. 13. Russell (5'10", 165) comes to SEMO from Vashon High School (St. Louis) and Hinton (6'4", 180) joins the Redhawks from Curie High School (Chicago). Russell started at point guard the last two seasons leading Vashon to 47 wins over that span. The Wolverines won a Class 3 State Championship in March, Vashon's third in four years. In the semifinal matchup against Charleston High School, Russell drained four 3-pointers and scored 20 points. Along with



2019-20 SOUTHEAST MISSOURI BASKETBALL NOTES / CABLE CAR CLASSIC

his ability to score, Russell also dished out nearly 180 assists during his junior campaign. Hinton averaged 15 points and seven rebounds for Curie High School, which went 35-2 overall and didn't lose to a Chicago-area school last season. In the Chicago Public League championship game against Morgan Park, Hinton turned in a double-double 21 points and 13 rebounds. UAB, Saint Louis, Kent State, Green Bay, Kansas State, New Mexico, Colorado State and Tulsa were other schools that recruited Hinton in addition to SEMO. Hinton and Russell fashioned an impressive combined record of 61-6 in their games as juniors.

Suits and Sneakers Week is Jan. 20-26

Coaches vs. Cancer Suits and Sneakers Week is scheduled for Jan. 20-26, 2020. It is a nationwide event when basketball coaches across the country unite for a common cause -- saving lives from cancer! Coaches and their staffs across the nation wear sneakers with their suits during games to raise awareness and help save lives from cancer by raising funds and encouraging people to educate themselves about cancer prevention, screening, and early detection.



The Coaches vs. Cancer program is a nationwide collaboration between the American Cancer Society and the National Association of Basketball Coaches. This initiative leverages the personal experiences, community leadership, and professional excellence of coaches nationwide to increase cancer awareness and promote healthy living through year-round awareness efforts, fundraising activities, and advocacy programs. Since 1993, coaches have raised over \$100 million for the American Cancer Society.



HEAD COACH RICK RAY



- Head Coach
- Fifth Year
- Grand View College, 1994

RICK RAY

Rick Ray begins his fifth year as head coach at Southeast Missouri. SEMO concluded its 2018-19 campaign with an overall record of 10-21 and 5-13 in the Ohio Valley Conference.

The Redhawks return three starters from last year's team which ranked second in the OVC in 3-point field goal percentage defense (.320), third in 3-point field goals made (8.6 per game) and fourth in 3-point field goal percentage (.370). SEMO also tied for fourth in defensive rebounding percentage (.717) and rated fifth in defensive rebounds (25.7 rpg).

The year before, SEMO finished its 2017-18 season with an overall record of 14-17 and 8-10 mark in the OVC. The Redhawks were seventh in the league standings, three spots ahead of where they were picked in the preseason poll.

The Redhawks drained a single-season school record 289 three-pointers in Ray's third year as head coach. SEMO made 10 or more 3-pointers in 15 contests and led the OVC with a .392 three-point field goal percentage.

Guards Denzel Mahoney and Ledarrius Brewer represented SEMO on the 2017-18 All-Ohio Valley Conference teams.

Mahoney earned first-team honors, while Brewer secured All-Newcomer accolades.

Ray led SEMO to a +10 increase in the win column as the Redhawks were the 22nd Most Improved Team in NCAA Division I Basketball during the 2016-17 season. SEMO finished at 15-18 and second in the OVC West Division with a 9-7 record after going 5-24 and placing last in the league in 2015-16.

SEMO made its 15th all-time OVC Tournament appearance with Ray winning the first game he coached at the event when the Redhawks erased a 14-point deficit to beat Tennessee State in overtime.

Statistically, SEMO made huge strides from the previous season. The Redhawks ranked among the top-five in the OVC in several categories, including steals (1st, 7.7), assist/turnover ratio (5th, 1.1) and 3-point field goals made (5th, 8.0). SEMO made its biggest jump from the 2015-16 season in turnover margin (8th to 1st), 3-point field goal percentage (last to 2nd) and free throw percentage (last to 2nd). Nationally, the Redhawks went from 331st to 49th in free throw percentage and 336th to 59th in total 3-point field goals made, while improving in many other areas during

the 2016-17 campaign.

Additionally, Ray coached a pair of All-OVC selections in guards Antonius Cleveland and Mahoney. Cleveland, who earned first-team honors, became the first SEMO player to make the national College Slam Dunk Championship. Cleveland most recently re-signed with the Dallas Mavericks on a two-way contract with the Texas Legends (NBA G League).

Mahoney was the league's Freshman of the Year, a second-team pick, All-Newcomer selection and OVC All-Tournament Team honoree. It was the first time the Redhawks had multiple All-OVC selections since 2013-14 (Tyler Stone, Jarekious Bradley).

Following the 2016-17 campaign, Ray received a two-year contract extension that runs through the 2020-21 season.

Ray was introduced as the 20th head coach in SEMO men's basketball history on April 13, 2015. He is the first African-American head coach in the 112-year history of the program.

A tireless worker, Ray is structuring his program to achieve success both on the court and in the classroom.

SEMO posted a 3.31 GPA during Summer, 2019. The Redhawks had seven players obtain a 4.0 GPA and 12 achieve a 3.0 or higher mark.

In his first summer on the job, Ray challenged his players to excel academically and they did so by accumulating a 3.38 grade point average, the program's highest in a summer term.

Twelve of the 15 players enrolled in summer classes

posted a 3.0 or higher GPA. To take it even further, Ray convinced other players to remain on campus and finish what they started. As a result, seven players graduated. Nino Johnson, Jarekious Bradley, Darrian Gray and J.J. Thompson, along with former players Corey Wilford, Waylon Jones and Dainmon Gonner all earned their bachelor degrees.

The next summer, the Redhawks recorded a 3.33 GPA with six players achieving a 4.0 and 11 notching a 3.0 or higher GPA.

In Fall, 2017, SEMO's men's basketball team made the biggest improvement of all Redhawk athletic teams from the previous Fall, 2016 semester when it raised its grade point average .613 points to a 3.08. That fall, the basketball team was the only men's sport that registered a 3.0 GPA.

Ray's 2015-16 team was the first to play in a newly-renovated Show Me Center, which has served as home to Redhawk Basketball since 1987.

One of the best basketball arenas in the OVC, the Show Me Center received a new state-of-the-art center-hung video board, brand new telescopic seating, a new exterior roof and additional improvements to lighting and sound systems. All renovations were completed for the 2015-16 campaign.

Prior to SEMO, Ray spent three seasons as head coach at Mississippi State. He led the Bulldogs to a 2-2 mark in the SEC Tournament, including an upset win against Vanderbilt in 2013-14. Ray helped the development of two All-SEC



HEAD COACH RICK RAY

freshmen in Craig Sword and Gavin Ware, as his recruiting classes received national attention. In addition, Ray had a 100 percent graduation rate during his tenure at MSU.

Certainly no stranger to NCAA postseason play, Ray has been an assistant at three different institutions that enjoyed success at the highest level.

Before arriving in Starkville, Mississippi, Ray spent two seasons at Clemson, where he was associate head coach to Brad Brownell. Ray also spent four successful years on the staff of Matt Painter at Purdue. He began his Division I coaching career at Indiana State, serving seven seasons.

All three programs participated in the NCAA Tournament. While at Clemson coaching in the highly-competitive Atlantic Coast Conference, the Tigers won 38 games during Ray's two-year stint as associate head coach. In 2010-11, the Tigers finished the year with a 22-12 overall record and 9-7 mark in the ACC en route to making the NCAA Tournament for the fourth-straight season. Clemson advanced to the second round of the tournament that year.

Ray was an assistant coach from 2006-10 under Painter at Purdue, where the Boilermakers won 103 games during his first four years on staff, including 15 victories over Top 25 competition. During his tenure, Purdue advanced to the NCAA Tournament each season and made the Sweet 16 his last two years there.

In 2009, the Boilermakers won the Big Ten Tournament and

secured a No. 5 seed in the NCAA Tournament. A year later, Ray helped the Boilermakers to 29 wins, tied for the most in Purdue history for a single season. Purdue earned a No. 4 seed and lost in the round of 16 to eventual NCAA champion Duke during the 2010 NCAA Tournament.

Ray was part of the 2006-07 Purdue staff that signed arguably the top class in school history, a group that was rated No. 5 nationally by Scout.com and No. 6 by Rivals.com. That class included All-Americans Robbie Hummel and JaJuan Johnson and current NBA player E'Twaun Moore.

While at Purdue, Ray was on Painter's staff that also included Cuonzo Martin (Missouri head coach), and Paul Lusk (former Missouri State head coach).

Ray coached at Missouri Valley Conference member Indiana State for a period of seven years (1997-2004), helping ISU to consecutive 20-win seasons and NCAA Tournament appearances in 1999-2000 and 2000-01. In 1999-2000, the Sycamores compiled a 14-4 record in the MVC and won the regular season title. ISU then won the MVC Tournament the following season. The Sycamores later upset No. 4 seed Oklahoma in the first round of the 2001 NCAA Tournament. In addition, Ray was part of the ISU staff that defeated perennial power Indiana in back-to-back seasons.

Following his time at ISU, Ray spent two seasons (2004-06) as an assistant coach and recruiting coordinator at Northern

Illinois. In 2005-06, the Huskies were regular season Western Division champions in the Mid-American Conference for the first time in school history with a 17-11 overall record and 12-6 ledger in the MAC.

Ray began his coaching career as a graduate assistant at the University of Nebraska-Omaha, a Division II program. He helped orchestrate a seven-win turnaround during his second season in 1996-97.

A standout player for Grand View College (Iowa), Ray was an All-American Scholar-Athlete and honorable mention all-conference performer in 1993.

He earned his undergraduate

degree in applied mathematics and secondary education from Grand View in 1994. Ray received his master's degree in athletic administration from Nebraska-Omaha in 1997.

Those type of heralded credentials helped Ray make the transition to head coach.

In 2013, he was the recipient of Grand View's Distinguished Alumni Award.

Born in Gardena, California, Ray moved to Kansas City, Kansas with his family when he was six years old.

Ray and his wife, Breyana, have two sons, Deacon and Mason, and a daughter, Katriece.





RICK RAY YEAR-BY-YEAR RECORDS

| <u>Year</u> | <u>School</u> | <u>Assignment</u> | <u>Record</u> | <u>Conference</u> | <u>Postseason</u> |
|-------------|--------------------|----------------------|---------------|-------------------|------------------------------|
| 1995-96 | Nebraska-Omaha | Graduate Assistant | - | - | - |
| 1996-97 | Nebraska-Omaha | Graduate Assistant | - | - | - |
| 1997-98 | Indiana State | Assistant Coach | 16-11 | 10-8 | - |
| 1998-99 | Indiana State | Assistant Coach | 15-12 | 10-8 | - |
| 1999-00 | Indiana State | Assistant Coach | 22-10 | 14-4 | NCAA Tournament First Round |
| 2000-01 | Indiana State | Assistant Coach | 22-12 | 10-8 | NCAA Tournament Second Round |
| 2001-02 | Indiana State | Assistant Coach | 6-22 | 4-14 | - |
| 2002-03 | Indiana State | Assistant Coach | 7-24 | 2-16 | - |
| 2003-04 | Indiana State | Assistant Coach | 9-19 | 5-13 | - |
| 2004-05 | Northern Illinois | Assistant Coach | 11-17 | 7-11 | - |
| 2005-06 | Northern Illinois | Assistant Coach | 17-11 | 12-6 | - |
| 2006-07 | Purdue | Assistant Coach | 22-12 | 9-7 | NCAA Tournament Second Round |
| 2007-08 | Purdue | Assistant Coach | 25-9 | 15-3 | NCAA Tournament Second Round |
| 2008-09 | Purdue | Assistant Coach | 27-10 | 11-7 | NCAA Tournament Sweet 16 |
| 2009-10 | Purdue | Assistant Coach | 29-6 | 14-4 | NCAA Tournament Sweet 16 |
| 2010-11 | Clemson | Associate Head Coach | 22-12 | 9-7 | NCAA Tournament Second Round |
| 2011-12 | Clemson | Associate Head Coach | 16-15 | 8-8 | - |
| 2012-13 | Mississippi State | Head Coach | 10-22 | 4-14 | - |
| 2013-14 | Mississippi State | Head Coach | 14-19 | 3-15 | - |
| 2014-15 | Mississippi State | Head Coach | 13-19 | 6-12 | - |
| 2015-16 | Southeast Missouri | Head Coach | 5-24 | 2-14 | - |
| 2016-17 | Southeast Missouri | Head Coach | 15-18 | 9-7 | OVC Tournament Quarterfinals |
| 2017-18 | Southeast Missouri | Head Coach | 14-17 | 8-10 | - |
| 2018-19 | Southeast Missouri | Head Coach | 10-21 | 5-13 | - |
| 2019-20 | Southeast Missouri | Head Coach | 1-2 | 0-0 | - |

Career Record: 82-142 (7 years)


Record at Southeast Missouri: 45-82, 24-44 OVC (4 years)

Record at Mississippi State: 37-60, 13-41 SEC (3 years)

Record as a college assistant/associate head coach: 266-202



RADIO/TV ROSTER



0 Alex Caldwell
G / 6-0 / 160 / So.
Columbia, S.C.



1 Khalil Cuffee
G / 6-4 / 205 / So.
Fairburn, Ga.




2 Jordan Love
G / 6-5 / 180 / R-Fr.
Durham, N.C.



3 Skyler Hogan
G / 6-5 / 205 / Sr.
Melbourne, Fla.



4 Oscar Kao
G / 6-0 / 170 / Jr.
Tapei, Taiwan




5 Chris Harris
G / 6-3 / 205 / Jr.
Antioch, Ill.



10 Quatarrius Wilson
F / 6-8 / 215 / Sr.
Mobile, Ala.



11 DQ Nicholas
G / 6-1 / 180 / Fr.
Atlanta, Ga.




12 Evan Morrison
F / 6-8 / 190 / Jr.
Lee's Summit, Mo.




13 Isaiah Gable
F / 6-7 / 200 / Jr.
Greenville, Ohio



15 Nana Akenten
G / 6-6 / 215 / Jr.
Bolingbrook, Ill.



20 Jakob Medina
G / 6-2 / 175 / Fr.
Chicago, Ill.



23 Sage Tolbert
F / 6-8 / 210 / So.
Richmond, Texas




25 Nygal Russell
G / 6-4 / 205 / So.
Houston, Texas



44 Darrious Agnew
F / 6-8 / 220 / Jr.
Starkville, Miss.



Rick Ray
Head Coach
Fifth Year



Keith Pickens
Assistant Coach
Second Year




Tarrance Crump
Assistant Coach
First Year



Jason Owens
Assistant Coach
First Year



Al Myers
Dir. of Operations
Second Year



Mark Laros
Graduate Assistant





2019-20 OVERALL STATISTICS



2019-20 Southeast Missouri Basketball Southeast Missouri Combined Team Statistics (as of Nov 22, 2019) All games



| RECORD: | OVERALL | HOME | AWAY | NEUTRAL |
|----------------|---------|------|------|---------|
| ALL GAMES | 2-2 | 2-1 | 0-1 | 0-0 |
| CONFERENCE | 0-0 | 0-0 | 0-0 | 0-0 |
| NON-CONFERENCE | 2-2 | 2-1 | 0-1 | 0-0 |

| # | Player | gp-gs | min | avg | Total | | 3-Point | | F-Throw | | Rebounds | | | | pf | dq | a | to | blk | stl | pts | avg |
|----------------|--------------------|-------|-----|------|---------|------|---------|------|---------|------|----------|-----|-----|------|----|----|----|----|-----|-----|-----|------|
| | | | | | fg-fga | fg% | 3fg-fga | 3fg% | ft-fa | ft% | off | def | tot | avg | | | | | | | | |
| 05 | HARRIS, Chris | 2-0 | 54 | 27.0 | 9-15 | .600 | 5-7 | .714 | 8-10 | .800 | 0 | 6 | 6 | 3.0 | 5 | 0 | 2 | 5 | 1 | 0 | 31 | 15.5 |
| 10 | WILSON, Quatarrius | 4-4 | 99 | 24.8 | 12-29 | .414 | 1-3 | .333 | 17-27 | .630 | 13 | 21 | 34 | 8.5 | 14 | 1 | 7 | 7 | 4 | 4 | 42 | 10.5 |
| 23 | TOLBERT, Sage | 4-4 | 113 | 28.3 | 16-26 | .615 | 0-0 | .000 | 10-19 | .526 | 12 | 18 | 30 | 7.5 | 11 | 0 | 5 | 8 | 0 | 5 | 42 | 10.5 |
| 11 | NICHOLAS, DQ | 4-3 | 95 | 23.8 | 14-26 | .538 | 2-6 | .333 | 9-10 | .900 | 0 | 15 | 15 | 3.8 | 4 | 0 | 4 | 11 | 1 | 1 | 39 | 9.8 |
| 00 | CALDWELL, Alex | 4-4 | 124 | 31.0 | 12-38 | .316 | 4-15 | .267 | 8-12 | .667 | 2 | 9 | 11 | 2.8 | 9 | 0 | 11 | 10 | 1 | 2 | 36 | 9.0 |
| 03 | HOGAN, Skyler | 4-4 | 97 | 24.3 | 13-27 | .481 | 4-12 | .333 | 2-5 | .400 | 1 | 13 | 14 | 3.5 | 7 | 0 | 5 | 6 | 0 | 2 | 32 | 8.0 |
| 44 | AGNEW, Darrious | 4-0 | 42 | 10.5 | 9-22 | .409 | 0-0 | .000 | 4-7 | .571 | 4 | 5 | 9 | 2.3 | 5 | 0 | 0 | 1 | 0 | 2 | 22 | 5.5 |
| 13 | GABLE, Isaiah | 4-0 | 72 | 18.0 | 8-18 | .444 | 3-9 | .333 | 0-1 | .000 | 2 | 8 | 10 | 2.5 | 5 | 0 | 3 | 1 | 0 | 2 | 19 | 4.8 |
| 04 | KAO, Oscar | 4-1 | 50 | 12.5 | 6-15 | .400 | 1-5 | .200 | 1-4 | .250 | 3 | 2 | 5 | 1.3 | 8 | 0 | 3 | 2 | 0 | 0 | 14 | 3.5 |
| 25 | RUSSELL, Nygal | 4-0 | 49 | 12.3 | 4-15 | .267 | 0-7 | .000 | 0-0 | .000 | 0 | 4 | 4 | 1.0 | 2 | 0 | 0 | 4 | 0 | 2 | 8 | 2.0 |
| 02 | LOVE, Jordan | 2-0 | 5 | 2.5 | 0-0 | .000 | 0-0 | .000 | 0-0 | .000 | 0 | 0 | 0 | 0.0 | 0 | 0 | 0 | 0 | 0 | 0 | 0 | 0.0 |
| Team | | | | | | | | | | | 5 | 7 | 12 | | | | | | | | | |
| Total..... | | 4 | 800 | | 103-231 | .446 | 20-64 | .313 | 59-95 | .621 | 42 | 108 | 150 | 37.5 | 70 | 1 | 40 | 55 | 7 | 20 | 285 | 71.2 |
| Opponents..... | | 4 | 800 | | 107-247 | .433 | 46-116 | .397 | 46-66 | .697 | 43 | 108 | 151 | 37.8 | 83 | - | 69 | 53 | 10 | 20 | 306 | 76.5 |

| TEAM STATISTICS | SEMO | OPP | Date | Opponent | Score | Att. |
|------------------------|---------|---------|---------------------|-------------------|---------|------|
| SCORING | 285 | 306 | 11-06-19 | at Vanderbilt | L 65-83 | 8097 |
| Points per game | 71.2 | 76.5 | 11-10-19 | PURDUE FORT WAYNE | w 79-78 | 1685 |
| Scoring margin | -5.2 | - | 11-19-19 | THE CITADEL | L 69-74 | 1087 |
| FIELD GOALS-ATT | 103-231 | 107-247 | 11-22-19 | MISSOURI S&T | w 72-71 | 721 |
| Field goal pct | .446 | .433 | * - Conference game | | | |
| 3 POINT FG-ATT | 20-64 | 46-116 | | | | |
| 3-point FG pct | .313 | .397 | | | | |
| 3-pt FG made per game | 5.0 | 11.5 | | | | |
| FREE THROWS-ATT | 59-95 | 46-66 | | | | |
| Free throw pct | .621 | .697 | | | | |
| F-Throws made per game | 14.8 | 11.5 | | | | |
| REBOUNDS | 150 | 151 | | | | |
| Rebounds per game | 37.5 | 37.8 | | | | |
| Rebounding margin | -0.2 | - | | | | |
| ASSISTS | 40 | 69 | | | | |
| Assists per game | 10.0 | 17.3 | | | | |
| TURNOVERS | 55 | 53 | | | | |
| Turnovers per game | 13.8 | 13.3 | | | | |
| Turnover margin | -0.5 | - | | | | |
| Assist/turnover ratio | 0.7 | 1.3 | | | | |
| STEALS | 20 | 20 | | | | |
| Steals per game | 5.0 | 5.0 | | | | |
| BLOCKS | 7 | 10 | | | | |
| Blocks per game | 1.8 | 2.5 | | | | |
| ATTENDANCE | 3493 | 8097 | | | | |
| Home games-Avg/Game | 3-1164 | 1-8097 | | | | |
| Neutral site-Avg/Game | - | 0-0 | | | | |

| Score by Periods | 1st | 2nd | Totals |
|--------------------|-----|-----|--------|
| Southeast Missouri | 146 | 139 | 285 |
| Opponents | 148 | 158 | 306 |



2018-19 FINAL OVC STATISTICS



2018-19 Southeast Missouri Basketball Southeast Missouri Combined Team Statistics (as of Sep 24, 2019) Conference games only



| RECORD: | OVERALL | HOME | AWAY | NEUTRAL |
|----------------|---------|------|------|---------|
| ALL GAMES | 5-13 | 4-5 | 1-8 | 0-0 |
| CONFERENCE | 5-13 | 4-5 | 1-8 | 0-0 |
| NON-CONFERENCE | 0-0 | 0-0 | 0-0 | 0-0 |

| ## | Player | gp-gs | min | avg | Total | | 3-Point | | F-Throw | | Rebounds | | | | pf | dq | a | to | blk | stl | pts | avg |
|----------------|------------------|-------|------|------|----------|------|---------|------|---------|-------|----------|-----|-----|------|-----|----|-----|-----|-----|-----|------|------|
| | | | | | fg-fga | fg% | 3fg-fga | 3fg% | ft-fa | ft% | off | def | tot | avg | | | | | | | | |
| 25 | BREWER, Ledarius | 16-10 | 454 | 28.4 | 61-162 | .377 | 22-71 | .310 | 42-55 | .764 | 13 | 53 | 66 | 4.1 | 33 | 0 | 31 | 45 | 7 | 22 | 186 | 11.6 |
| 13 | GABLE, Isaiah | 18-11 | 433 | 24.1 | 61-117 | .521 | 35-76 | .461 | 22-28 | .786 | 12 | 48 | 60 | 3.3 | 30 | 0 | 18 | 14 | 1 | 7 | 179 | 9.9 |
| 03 | HOGAN, Skyler | 17-15 | 441 | 25.9 | 59-141 | .418 | 16-55 | .291 | 21-30 | .700 | 6 | 49 | 55 | 3.2 | 22 | 0 | 19 | 20 | 0 | 13 | 155 | 9.1 |
| 30 | MCGLOTHAN, Gabe | 18-11 | 413 | 22.9 | 64-133 | .481 | 15-34 | .441 | 18-28 | .643 | 38 | 89 | 127 | 7.1 | 59 | 1 | 17 | 32 | 9 | 13 | 161 | 8.9 |
| 00 | CALDWELL, Alex | 12-5 | 265 | 22.1 | 30-70 | .429 | 12-31 | .387 | 21-27 | .778 | 6 | 9 | 15 | 1.3 | 28 | 0 | 14 | 18 | 1 | 11 | 93 | 7.8 |
| 05 | DALTON, Jonathan | 18-16 | 531 | 29.5 | 37-94 | .394 | 11-27 | .407 | 41-55 | .745 | 6 | 37 | 43 | 2.4 | 32 | 0 | 56 | 34 | 0 | 19 | 126 | 7.0 |
| 11 | RUSSELL, Nygal | 18-8 | 297 | 16.5 | 33-93 | .355 | 11-34 | .324 | 37-50 | .740 | 7 | 33 | 40 | 2.2 | 38 | 1 | 28 | 24 | 2 | 8 | 114 | 6.3 |
| 23 | TOLBERT, Sage | 18-14 | 346 | 19.2 | 40-87 | .460 | 2-4 | .500 | 31-52 | .596 | 27 | 48 | 75 | 4.2 | 52 | 5 | 3 | 32 | 11 | 7 | 113 | 6.3 |
| 42 | LAROS, Mark | 18-0 | 267 | 14.8 | 47-81 | .580 | 4-12 | .333 | 7-11 | .636 | 14 | 28 | 42 | 2.3 | 26 | 0 | 5 | 18 | 4 | 4 | 105 | 5.8 |
| 04 | KAO, Oscar | 12-0 | 122 | 10.2 | 16-30 | .533 | 9-14 | .643 | 2-2 | 1.000 | 1 | 8 | 9 | 0.8 | 10 | 0 | 16 | 12 | 0 | 6 | 43 | 3.6 |
| 01 | CUFFEE, Khalil | 6-0 | 30 | 5.0 | 6-11 | .545 | 4-7 | .571 | 3-4 | .750 | 1 | 0 | 1 | 0.2 | 7 | 1 | 1 | 3 | 0 | 0 | 19 | 3.2 |
| 15 | LEWIS, Donnie | 12-0 | 126 | 10.5 | 2-4 | .500 | 0-1 | .000 | 1-3 | .333 | 2 | 3 | 5 | 0.4 | 6 | 0 | 13 | 2 | 0 | 3 | 5 | 0.4 |
| Team | | | | | | | | | | | 22 | 29 | 51 | | | | 4 | | | | | |
| Total..... | | 18 | 3725 | | 456-1023 | .446 | 141-366 | .385 | 246-345 | .713 | 155 | 434 | 589 | 32.7 | 343 | 8 | 221 | 258 | 35 | 113 | 1299 | 72.2 |
| Opponents..... | | 18 | 3725 | | 523-1098 | .476 | 157-448 | .350 | 254-332 | .765 | 185 | 473 | 658 | 36.6 | 301 | - | 278 | 226 | 62 | 108 | 1457 | 80.9 |

| TEAM STATISTICS | SEMO | OPP | Date | Opponent | Score | Att. |
|------------------------|----------|----------|------------|---------------------|-----------|------|
| SCORING | 1299 | 1457 | * 01-03-19 | at SIUE | L 88-94 | 1046 |
| Points per game | 72.2 | 80.9 | * 01-05-19 | UT MARTIN | Wot 74-69 | 1287 |
| Scoring margin | -8.8 | - | * 01-10-19 | AUSTIN PEAY | L 60-78 | 1097 |
| FIELD GOALS-ATT | 456-1023 | 523-1098 | * 01-12-19 | MURRAY STATE | L 67-85 | 3143 |
| Field goal pct | .446 | .476 | * 01-17-19 | at Morehead State | L 69-73 | 2024 |
| 3 POINT FG-ATT | 141-366 | 157-448 | * 01-19-19 | at Eastern Kentucky | L 83-85 | 1860 |
| 3-point FG pct | .385 | .350 | * 01-24-19 | SIUE | Lo3 86-87 | 1188 |
| 3-pt FG made per game | 7.8 | 8.7 | * 01-26-19 | EASTERN ILLINOIS | W 64-59 | 1636 |
| FREE THROWS-ATT | 246-345 | 254-332 | * 01-31-19 | at Belmont | L 71-97 | 1821 |
| Free throw pct | .713 | .765 | * 02-02-19 | at Tennessee State | L 50-79 | 983 |
| F-Throws made per game | 13.7 | 14.1 | * 02-07-19 | TENNESSEE TECH | Wot 71-66 | 1635 |
| REBOUNDS | 589 | 658 | * 02-09-19 | JACKSONVILLE STATE | L 64-81 | 1503 |
| Rebounds per game | 32.7 | 36.6 | * 02-14-19 | at UT Martin | L 72-81 | 1034 |
| Rebounding margin | -3.8 | - | * 02-16-19 | at Eastern Illinois | W 88-79 | 1615 |
| ASSISTS | 221 | 278 | * 02-21-19 | at Austin Peay | L 70-83 | 2176 |
| Assists per game | 12.3 | 15.4 | * 02-23-19 | at Murray St. | L 67-103 | 7762 |
| TURNOVERS | 258 | 226 | * 02-28-19 | TENNESSEE STATE | W 89-74 | 1421 |
| Turnovers per game | 14.3 | 12.6 | * 03-02-19 | BELMONT | L 66-84 | 1484 |
| Turnover margin | -1.8 | - | | | | |
| Assist/turnover ratio | 0.9 | 1.2 | | | | |
| STEALS | 113 | 108 | | | | |
| Steals per game | 6.3 | 6.0 | | | | |
| BLOCKS | 35 | 62 | | | | |
| Blocks per game | 1.9 | 3.4 | | | | |
| ATTENDANCE | 14394 | 20321 | | | | |
| Home games-Avg/Game | 9-1599 | 9-2258 | | | | |
| Neutral site-Avg/Game | - | 0-0 | | | | |

* = Conference game
! = South Alabama Tournament - Mobile, Ala.

| Score by Periods | 1st | 2nd | OT | OT2 | OT3 | Totals |
|--------------------|-----|-----|----|-----|-----|--------|
| Southeast Missouri | 531 | 721 | 37 | 2 | 8 | 1299 |
| Opponents | 705 | 714 | 27 | 2 | 9 | 1457 |



2019-20 BASKETBALL NOTES

Comparison Game-by-Game (Southeast Missouri/Opponent)

| Opponent | 1st | 2nd | Score | Mar | Total FG | FG Pct | 3-Pointers | 3FG Pct | Free Throws | FT Pct | Rebounds (Mar) | Assist | T/Over | Block | Steal | Fouls |
|---------------------|-------|-------|-------|------|-------------|-----------|------------|-----------|-------------|-----------|----------------|--------|--------|-------|-------|-------|
| Vanderbilt | 32/32 | 33/51 | 65-83 | (18) | 25-58/30-61 | .431/.492 | 3-13/14-34 | .231/.412 | 12-18/9-14 | .667/.643 | 38/35 +3 | 5/17 | 16/12 | 2/8 | 4/8 | 14/18 |
| Purdue Fort Wayne | 40/32 | 39/46 | 79-78 | +1 | 25-56/26-64 | .446/.406 | 8-17/10-31 | .471/.323 | 21-30/16-22 | .700/.727 | 35/42 (7) | 16/15 | 10/15 | 0/0 | 5/2 | 20/26 |
| The Citadel | 32/40 | 37/34 | 69-74 | (5) | 27-62/26-59 | .435/.441 | 4-21/11-25 | .190/.440 | 11-18/11-15 | .611/.733 | 36/41 (5) | 9/22 | 19/18 | 3/0 | 8/5 | 19/18 |
| Missouri S&T | 42/44 | 30/27 | 72-71 | +1 | 26-55/25-63 | .473/.397 | 5-13/11-26 | .385/.423 | 15-29/10-15 | .517/.667 | 41/33 +8 | 10/15 | 10/8 | 2/2 | 3/5 | 17/21 |
| Cal State Fullerton | | | | | | | | | | | | | | | | |
| Santa Clara | | | | | | | | | | | | | | | | |
| Denver | | | | | | | | | | | | | | | | |
| Abilene Christian | | | | | | | | | | | | | | | | |
| Drake | | | | | | | | | | | | | | | | |
| Youngstown State | | | | | | | | | | | | | | | | |
| Ohio State | | | | | | | | | | | | | | | | |
| Southern Illinois | | | | | | | | | | | | | | | | |
| Missouri Baptist | | | | | | | | | | | | | | | | |
| Austin Peay | | | | | | | | | | | | | | | | |
| Murray State | | | | | | | | | | | | | | | | |
| Belmont | | | | | | | | | | | | | | | | |
| Tennessee State | | | | | | | | | | | | | | | | |
| Austin Peay | | | | | | | | | | | | | | | | |
| Murray State | | | | | | | | | | | | | | | | |
| SIU Edwardsville | | | | | | | | | | | | | | | | |
| Eastern Illinois | | | | | | | | | | | | | | | | |
| Morehead State | | | | | | | | | | | | | | | | |
| Eastern Kentucky | | | | | | | | | | | | | | | | |
| Jacksonville State | | | | | | | | | | | | | | | | |
| Tennessee Tech | | | | | | | | | | | | | | | | |
| UT Martin | | | | | | | | | | | | | | | | |
| SIU Edwardsville | | | | | | | | | | | | | | | | |
| Jacksonville State | | | | | | | | | | | | | | | | |
| Tennessee Tech | | | | | | | | | | | | | | | | |
| Eastern Illinois | | | | | | | | | | | | | | | | |
| UT Martin | | | | | | | | | | | | | | | | |

Points in the Paint, Second Chance Points, Points Off Turnovers, Fastbreak Points, Bench Points

| Opponent | W/L | POINTS IN THE PAINT | | 2ND CHANCE POINTS | | POINTS OFF TURNOVERS | | FAST BREAK POINTS | | BENCH POINTS | |
|---------------------|-----|---------------------|------|-------------------|------|----------------------|------|-------------------|------|--------------|------|
| | | SEMO | OPP. | SEMO | OPP. | SEMO | OPP. | SEMO | OPP. | SEMO | OPP. |
| Vanderbilt | L | 42 | 30 | 17 | 4 | 10 | 17 | 13 | 15 | 34 | 28 |
| Purdue Fort Wayne | W | 28 | 30 | 12 | 16 | 20 | 12 | 6 | 2 | 26 | 12 |
| The Citadel | L | 36 | 26 | 12 | 15 | 15 | 17 | 10 | 2 | 16 | 16 |
| Missouri S&T | W | 18 | 14 | 17 | 16 | 8 | 6 | 0 | 0 | 23 | 13 |
| Cal State Fullerton | | | | | | | | | | | |
| Santa Clara | | | | | | | | | | | |
| Denver | | | | | | | | | | | |
| Abilene Christian | | | | | | | | | | | |
| Drake | | | | | | | | | | | |
| Youngstown State | | | | | | | | | | | |
| Ohio State | | | | | | | | | | | |
| Southern Illinois | | | | | | | | | | | |
| Missouri Baptist | | | | | | | | | | | |
| Austin Peay | | | | | | | | | | | |
| Murray State | | | | | | | | | | | |
| Belmont | | | | | | | | | | | |
| Tennessee State | | | | | | | | | | | |
| Austin Peay | | | | | | | | | | | |
| Murray State | | | | | | | | | | | |
| SIU Edwardsville | | | | | | | | | | | |
| Eastern Illinois | | | | | | | | | | | |
| Morehead State | | | | | | | | | | | |
| Eastern Kentucky | | | | | | | | | | | |
| Jacksonville State | | | | | | | | | | | |
| Tennessee Tech | | | | | | | | | | | |
| UT Martin | | | | | | | | | | | |
| SIU Edwardsville | | | | | | | | | | | |
| Jacksonville State | | | | | | | | | | | |
| Tennessee Tech | | | | | | | | | | | |
| Eastern Illinois | | | | | | | | | | | |
| UT Martin | | | | | | | | | | | |



2019-20 BASKETBALL NOTES

Game-by-Game Leaders

| Opponent | W/L | Score | Points | Rebounds | Assists | Blocks | Steals |
|---------------------|-----|-------|---------------|---------------------|--|------------------------|--------------------------------|
| Vanderbilt | L | 65-83 | Harris - 15 | Wilson - 13 | Wilson, Tolbert, Caldwell, Hogan, Nicholas - 1 | Wilson, Harris - 1 | Wilson - 2 |
| Purdue Fort Wayne | W | 79-78 | Harris - 16 | Wilson, Tolbert - 8 | Wilson - 4 | - | Wilson, Tolbert - 2 |
| The Citadel | L | 69-74 | Nicholas - 24 | Wilson - 7 | Caldwell - 6 | Wilson - 3 | Hogan, Gable - 2 |
| Missouri S&T | W | 72-71 | Tolbert - 16 | Tolbert - 9 | Tolbert, Caldwell, Kao - 2 | Caldwell, Nicholas - 1 | Tolbert, Nicholas, Russell - 1 |
| Cal State Fullerton | | | | | | | |
| Santa Clara | | | | | | | |
| Denver | | | | | | | |
| Abilene Christian | | | | | | | |
| Drake | | | | | | | |
| Youngstown State | | | | | | | |
| Ohio State | | | | | | | |
| Southern Illinois | | | | | | | |
| Missouri Baptist | | | | | | | |
| Austin Peay | | | | | | | |
| Murray State | | | | | | | |
| Belmont | | | | | | | |
| Tennessee State | | | | | | | |
| Austin Peay | | | | | | | |
| Murray State | | | | | | | |
| SIU Edwardsville | | | | | | | |
| Eastern Illinois | | | | | | | |
| Morehead State | | | | | | | |
| Eastern Kentucky | | | | | | | |
| Jacksonville State | | | | | | | |
| Tennessee Tech | | | | | | | |
| UT Martin | | | | | | | |
| SIU Edwardsville | | | | | | | |
| Jacksonville State | | | | | | | |
| Tennessee Tech | | | | | | | |
| Eastern Illinois | | | | | | | |
| UT Martin | | | | | | | |

Game-by-Game Starters

| Opponent | W/L | Score | Guard | Guard | Guard | Forward | Forward | First Man Off the Bench |
|---------------------|-----|-------|----------|-------|----------|---------|---------|---|
| Vanderbilt | L | 65-83 | Caldwell | Hogan | Kao | Tolbert | Wilson | Russell, 6 pts., 2 reb., 24 min. |
| Purdue Fort Wayne | W | 79-78 | Caldwell | Hogan | Nicholas | Tolbert | Wilson | Kao, 2 pts., 6 min. |
| The Citadel | L | 69-74 | Caldwell | Hogan | Nicholas | Tolbert | Wilson | Darrious Agnew, 4 pts., 3 reb., 10 min. |
| Missouri S&T | W | 72-71 | Caldwell | Hogan | Nicholas | Tolbert | Wilson | Kao, 10 pts., 22 min. |
| Cal State Fullerton | | | | | | | | |
| Santa Clara | | | | | | | | |
| Denver | | | | | | | | |
| Abilene Christian | | | | | | | | |
| Drake | | | | | | | | |
| Youngstown State | | | | | | | | |
| Ohio State | | | | | | | | |
| Southern Illinois | | | | | | | | |
| Missouri Baptist | | | | | | | | |
| Austin Peay | | | | | | | | |
| Murray State | | | | | | | | |
| Belmont | | | | | | | | |
| Tennessee State | | | | | | | | |
| Austin Peay | | | | | | | | |
| Murray State | | | | | | | | |
| SIU Edwardsville | | | | | | | | |
| Eastern Illinois | | | | | | | | |
| Morehead State | | | | | | | | |
| Eastern Kentucky | | | | | | | | |
| Jacksonville State | | | | | | | | |
| Tennessee Tech | | | | | | | | |
| UT Martin | | | | | | | | |
| SIU Edwardsville | | | | | | | | |
| Jacksonville State | | | | | | | | |
| Tennessee Tech | | | | | | | | |
| Eastern Illinois | | | | | | | | |
| UT Martin | | | | | | | | |

Starting Lineup Combinations

| Record | Guard | Guard | Guard | Forward | Forward |
|--------|----------|-------|----------|---------|---------|
| 0-1 | Caldwell | Hogan | Kao | Tolbert | Wilson |
| 2-1 | Caldwell | Hogan | Nicholas | Tolbert | Wilson |



2019-20 BASKETBALL NOTES

| | Score | FG-A | Pct. | 3FG-A | Pct. | FT-A | Pct. | OFF | DEF | Total | E | A | TO | B | S |
|---------------------------|-----------------|--------------|-------------|-------------|-------------|--------------|-------------|-----------|-----------|-----------|-----------|-----------|-----------|----------|----------|
| Southeast Missouri | L, 65-83 | 25-58 | .431 | 3-13 | .231 | 12-18 | .667 | 14 | 24 | 38 | 14 | 5 | 16 | 2 | 4 |
| Vanderbilt | | 30-61 | .492 | 14-34 | .412 | 9-14 | .643 | 10 | 25 | 35 | 18 | 17 | 12 | 8 | 8 |
| Southeast Missouri | W, 79-78 | 25-56 | .446 | 8-17 | .471 | 21-30 | .700 | 8 | 27 | 35 | 20 | 16 | 10 | 0 | 5 |
| Purdue Fort Wayne | | 26-64 | .406 | 10-31 | .323 | 16-22 | .727 | 15 | 27 | 42 | 26 | 15 | 15 | 0 | 2 |
| Southeast Missouri | L, 69-74 | 27-62 | .435 | 4-21 | .190 | 11-18 | .611 | 10 | 26 | 36 | 19 | 9 | 19 | 3 | 8 |
| The Citadel | | 26-59 | .441 | 11-25 | .440 | 11-15 | .733 | 9 | 32 | 41 | 18 | 22 | 18 | 0 | 5 |
| Southeast Missouri | W, 72-71 | 26-55 | .473 | 5-13 | .385 | 15-29 | .517 | 10 | 31 | 41 | 17 | 10 | 10 | 2 | 3 |
| Missouri S&T | | 25-63 | .397 | 11-26 | .423 | 10-15 | .667 | 9 | 24 | 33 | 21 | 15 | 8 | 2 | 5 |
| Southeast Missouri | | | | | | | | | | | | | | | |
| Cal State Fullerton | | | | | | | | | | | | | | | |
| Southeast Missouri | | | | | | | | | | | | | | | |
| Santa Clara | | | | | | | | | | | | | | | |
| Southeast Missouri | | | | | | | | | | | | | | | |
| Denver | | | | | | | | | | | | | | | |
| Southeast Missouri | | | | | | | | | | | | | | | |
| Abilene Christian | | | | | | | | | | | | | | | |
| Southeast Missouri | | | | | | | | | | | | | | | |
| Drake | | | | | | | | | | | | | | | |
| Southeast Missouri | | | | | | | | | | | | | | | |
| Youngstown State | | | | | | | | | | | | | | | |
| Southeast Missouri | | | | | | | | | | | | | | | |
| Ohio State | | | | | | | | | | | | | | | |
| Southeast Missouri | | | | | | | | | | | | | | | |
| Southern Illinois | | | | | | | | | | | | | | | |
| Southeast Missouri | | | | | | | | | | | | | | | |
| Missouri Baptist | | | | | | | | | | | | | | | |
| Southeast Missouri | | | | | | | | | | | | | | | |
| Austin Peay | | | | | | | | | | | | | | | |
| Southeast Missouri | | | | | | | | | | | | | | | |
| Murray State | | | | | | | | | | | | | | | |
| Southeast Missouri | | | | | | | | | | | | | | | |
| Belmont | | | | | | | | | | | | | | | |
| Southeast Missouri | | | | | | | | | | | | | | | |
| Tennessee State | | | | | | | | | | | | | | | |
| Southeast Missouri | | | | | | | | | | | | | | | |
| Austin Peay | | | | | | | | | | | | | | | |
| Southeast Missouri | | | | | | | | | | | | | | | |
| Murray State | | | | | | | | | | | | | | | |
| Southeast Missouri | | | | | | | | | | | | | | | |
| SIU Edwardsville | | | | | | | | | | | | | | | |
| Southeast Missouri | | | | | | | | | | | | | | | |
| Eastern Illinois | | | | | | | | | | | | | | | |
| Southeast Missouri | | | | | | | | | | | | | | | |
| Morehead State | | | | | | | | | | | | | | | |
| Southeast Missouri | | | | | | | | | | | | | | | |
| Eastern Kentucky | | | | | | | | | | | | | | | |
| Southeast Missouri | | | | | | | | | | | | | | | |
| Jacksonville State | | | | | | | | | | | | | | | |
| Southeast Missouri | | | | | | | | | | | | | | | |
| Tennessee Tech | | | | | | | | | | | | | | | |
| Southeast Missouri | | | | | | | | | | | | | | | |
| UT Martin | | | | | | | | | | | | | | | |
| Southeast Missouri | | | | | | | | | | | | | | | |
| SIU Edwardsville | | | | | | | | | | | | | | | |
| Southeast Missouri | | | | | | | | | | | | | | | |
| Jacksonville State | | | | | | | | | | | | | | | |
| Southeast Missouri | | | | | | | | | | | | | | | |
| Tennessee Tech | | | | | | | | | | | | | | | |
| Southeast Missouri | | | | | | | | | | | | | | | |
| Eastern Illinois | | | | | | | | | | | | | | | |
| Southeast Missouri | | | | | | | | | | | | | | | |
| UT Martin | | | | | | | | | | | | | | | |



2019-20 BASKETBALL NOTES

2019-20 GAME-BY-GAME LEADERS SUMMARY (# OF GAMES)

Points

| | |
|-------------------|---|
| Chris Harris..... | 2 |
| DQ Nicholas..... | 1 |
| Sage Tolbert..... | 1 |

Rebounds

| | |
|------------------------|---|
| Quatarrius Wilson..... | 3 |
| Sage Tolbert..... | 2 |

Assists

| | |
|------------------------|---|
| Alex Caldwell..... | 3 |
| Quatarrius Wilson..... | 2 |
| Sage Tolbert..... | 2 |
| Skyler Hogan..... | 1 |
| DQ Nicholas..... | 1 |
| Oscar Kao..... | 1 |

Blocks

| | |
|------------------------|---|
| Quatarrius Wilson..... | 2 |
| Chris Harris..... | 1 |
| Alex Caldwell..... | 1 |
| DQ Nicholas..... | 1 |

Steals

| | |
|------------------------|---|
| Quatarrius Wilson..... | 2 |
| Sage Tolbert..... | 2 |
| Skyler Hogan..... | 1 |
| Isaiah Gable..... | 1 |
| DQ Nicholas..... | 1 |
| Nygal Russell..... | 1 |

Dunks (# for 2019-20 Season)

| | |
|-------------------|---|
| Sage Tolbert..... | 2 |
|-------------------|---|

Games Played/Started

| | 2019-20 | Career |
|-------------------|---------|--------|
| Isaiah Gable | 4/0 | 50/24 |
| Sage Tolbert | 4/4 | 35/31 |
| Nygal Russell | 4/0 | 35/9 |
| Skyler Hogan | 4/4 | 34/31 |
| Alex Caldwell | 4/4 | 28/9 |
| Oscar Kao | 4/1 | 24/1 |
| Khalil Cuffee | 0/0 | 13/0 |
| Quatarrius Wilson | 4/4 | 4/4 |
| DQ Nicholas | 4/3 | 4/3 |
| Darrius Agnew | 4/0 | 4/0 |
| Chris Harris | 2/0 | 2/0 |
| Jordan Love | 2/0 | 2/0 |

CAREER LEDGER

Double-Digit Point Games

| | 2019-20 | Career |
|------------------------|---------|--------|
| Skyler Hogan..... | 2 | 18 |
| Alex Caldwell..... | 2 | 10 |
| Isaiah Gable..... | - | 9 |
| Sage Tolbert..... | 2 | 7 |
| Nygal Russell..... | - | 5 |
| Quatarrius Wilson..... | 3 | 3 |
| Chris Harris..... | 2 | 2 |
| Khalil Cuffee..... | - | 1 |
| DQ Nicholas..... | 1 | 1 |
| Oscar Kao..... | 1 | 1 |

Double-Digit Rebound Games

| | 2019-20 | Career |
|------------------------|---------|--------|
| Sage Tolbert..... | - | 5 |
| Isaiah Gable..... | - | 1 |
| Quatarrius Wilson..... | 1 | 1 |

20+ Point Games

| | 2019-20 | Career |
|-------------------|---------|--------|
| Isaiah Gable..... | - | 2 |
| Skyler Hogan..... | - | 2 |
| DQ Nicholas..... | 1 | 1 |

8+ Rebound Games

| | 2019-20 | Career |
|------------------------|---------|--------|
| Sage Tolbert..... | 2 | 9 |
| Quatarrius Wilson..... | 2 | 2 |
| Isaiah Gable..... | - | 2 |
| Nygal Russell..... | - | 1 |

5+ Assist Games

| | 2019-20 | Career |
|--------------------|---------|--------|
| Nygal Russell..... | - | 3 |
| Isaiah Gable..... | - | 1 |
| Alex Caldwell..... | 1 | 1 |

3+ Steal Games

| | 2019-20 | Career |
|--------------------|---------|--------|
| Alex Caldwell..... | - | 1 |
| Nygal Russell..... | - | 1 |
| Skyler Hogan..... | - | 1 |

Double-Doubles

| | 2019-20 | Career |
|------------------------|---------|--------|
| Quatarrius Wilson..... | 1 | 1 |
| Sage Tolbert..... | - | 1 |

SOUTHEAST MISSOURI'S 2019-20 RECORD:

| | |
|---|-----|
| At Home..... | 2-1 |
| On the Road..... | 0-1 |
| At Neutral Sites..... | 0-0 |
| In Ohio Valley Conference Games..... | 0-0 |
| In November..... | 2-2 |
| In December..... | 0-0 |
| In January..... | 0-0 |
| In February..... | 0-0 |
| In March..... | 0-0 |
| Leading at the Half..... | 1-0 |
| Trailing at the Half..... | 1-1 |
| Tied at the Half..... | 0-1 |
| In Overtime Games..... | 0-0 |
| The Redhawks Score First..... | 1-1 |
| In 1-4 Point Games..... | 2-0 |
| In 5-9 Point Games..... | 0-1 |
| In 10-14 Point Games..... | 0-0 |
| In 15+ Point Games..... | 0-1 |
| Leading with Five Minutes Left in Regulation..... | 1-0 |
| Trailing with Five Minutes Left in Regulation..... | 1-2 |
| Tied with Five Minutes Left in Regulation..... | 0-0 |
| Scoring Less than 50 Points..... | 0-0 |
| Scoring 50-59 Points..... | 0-0 |
| Scoring 60-69 Points..... | 0-2 |
| Scoring 70-79 Points..... | 2-0 |
| Scoring 80-89 Points..... | 0-0 |
| Scoring 90-99 Points..... | 0-0 |
| Scoring 100 or more Points..... | 0-0 |
| Giving up Less Than 50 Points..... | 0-0 |
| Giving up 50-59 Points..... | 0-0 |
| Giving up 60-69 Points..... | 0-0 |
| Giving up 70-79 Points..... | 2-1 |
| Giving up 80-89 Points..... | 0-1 |
| Giving up 90-99 Points..... | 0-0 |
| Giving up 100 or more Points..... | 0-0 |
| Shooting 50% or Better from the Field..... | 0-0 |
| Shooting Less Than 50% from the Field..... | 2-2 |
| Opponent Shoots 50% or Better from the Field..... | 0-0 |
| Opponent Shoots Less Than 50% from the Field..... | 2-2 |
| Outshooting Opponent..... | 2-0 |
| Outshot by Opponent..... | 0-2 |
| Field Goal Percentage is Tied..... | 0-0 |
| Shooting 50% or Better from 3-Point Range..... | 0-0 |
| Shooting Less Than 50% from 3-Point Range..... | 2-2 |
| Opponent Shoots 50% or Better from 3-Point Range..... | 0-0 |
| Opponent Shoots Less Than 50% from 3-Point Range..... | 2-2 |
| Shooting 50% or Better from the Free Throw Line..... | 2-2 |
| Shooting Less Than 50% from the Free Throw Line..... | 0-0 |
| Opponent Shoots 50% or Better from the Free Throw Line..... | 2-2 |
| Opponent Shoots Less Than 50% from the Free Throw Line..... | 0-0 |
| Shooting More Free Throws Than Opponent..... | 2-2 |
| Shooting Less Free Throws Than Opponent..... | 0-0 |
| Free Throws are Tied..... | 0-0 |
| Southeast's Starters Outscore Opponent's Starters..... | 0-0 |
| Opponent's Starters Outscore Southeast's Starters..... | 2-2 |
| Starter Scoring is Tied..... | 0-0 |
| Bench Outscores Opponent..... | 2-1 |
| Opponent Bench Outscores Southeast..... | 0-0 |
| Bench Scoring is Tied..... | 0-1 |
| Bench Contributes Double Figures in Points..... | 2-2 |
| No Redhawk Players Score Double Figures..... | 0-0 |
| Two Redhawk Players Score Double Figures..... | 0-2 |
| 3+ Redhawk Players Score Double Figures..... | 2-0 |
| Outrebounding an Opponent..... | 1-1 |
| Opponent Outrebounds Southeast..... | 1-1 |
| Rebounds are Tied..... | 0-0 |
| Getting 10+ Assists..... | 2-0 |
| Getting 10+ Steals..... | 0-0 |
| Getting 5+ Blocks..... | 0-0 |
| Forcing more Turnovers than Opponent..... | 1-0 |
| Committing more Turnovers than Opponent..... | 1-2 |
| Turnovers are Tied..... | 0-0 |



2019-20 BASKETBALL NOTES



► Forward
► Junior (3)
► 6-8 ► 220
► Starkville, Miss.
► Starkville H.S.
► East Mississippi CC

DARRIOUS AGNEW

44

2019-20: Played in four games off the bench...Averages 5.5 points and 2.3 rebounds a game...Saw his first NCAA Division I action when he scored a season-high six points in 10 minutes at Vanderbilt (11/6)...Pulled down a season-best three rebounds vs. The Citadel (11/19) and Missouri S&T (11/22)...Scored a season-high nine points vs. Missouri S&T (11/22).

Agnew's Game-by-Game Statistics

| 2019-20 | FG | 3P | FT | O/D | REB | F | PTS | A | TO | B | S | M |
|-------------------------|------|-----|-----|-----|-----|---|-----|---|----|---|---|----|
| at Vanderbilt | 3-6 | 0-0 | 0-0 | 1/1 | 2 | 1 | 6 | 0 | 0 | 0 | 0 | 10 |
| Purdue Fort Wayne | 1-5 | 0-0 | 1-2 | 0/1 | 1 | 1 | 3 | 0 | 0 | 0 | 1 | 11 |
| The Citadel | 2-5 | 0-0 | 0-0 | 1/2 | 3 | 2 | 4 | 0 | 0 | 0 | 1 | 10 |
| Missouri S&T | 3-6 | 0-0 | 3-5 | 2/1 | 3 | 1 | 9 | 0 | 1 | 0 | 0 | 11 |
| vs. Cal State Fullerton | | | | | | | | | | | | |
| at Santa Clara | | | | | | | | | | | | |
| vs. Denver | | | | | | | | | | | | |
| at Abilene Christian | | | | | | | | | | | | |
| at Drake | | | | | | | | | | | | |
| at Youngstown State | | | | | | | | | | | | |
| at Ohio State | | | | | | | | | | | | |
| at Southern Illinois | | | | | | | | | | | | |
| Missouri Baptist | | | | | | | | | | | | |
| at Austin Peay | | | | | | | | | | | | |
| at Murray State | | | | | | | | | | | | |
| Belmont | | | | | | | | | | | | |
| Tennessee State | | | | | | | | | | | | |
| Austin Peay | | | | | | | | | | | | |
| Murray State | | | | | | | | | | | | |
| at SIU Edwardsville | | | | | | | | | | | | |
| at Eastern Illinois | | | | | | | | | | | | |
| at Morehead State | | | | | | | | | | | | |
| at Eastern Kentucky | | | | | | | | | | | | |
| Jacksonville State | | | | | | | | | | | | |
| Tennessee Tech | | | | | | | | | | | | |
| UT Martin | | | | | | | | | | | | |
| SIU Edwardsville | | | | | | | | | | | | |
| at Jacksonville State | | | | | | | | | | | | |
| at Tennessee Tech | | | | | | | | | | | | |
| Eastern Illinois | | | | | | | | | | | | |
| at UT Martin | | | | | | | | | | | | |
| Total | 9-22 | 0-0 | 4-7 | 4/5 | 9 | 5 | 22 | 0 | 1 | 0 | 2 | 42 |

* - Game Started

2019-20 Season/Career-Highs


| | | |
|----------------------------|----|--------------------------------------|
| Points | 9 | vs. Missouri S&T (11/22/19) |
| Total Rebounds | 3 | 2x, last vs. Missouri S&T (11/22/19) |
| Offensive | 2 | vs. Missouri S&T (11/22/19) |
| Defensive | 2 | vs. The Citadel (11/19/19) |
| FG Made | 3 | 2x, last vs. Missouri S&T (11/22/19) |
| FG Attempted | 6 | 2x, last vs. Missouri S&T (11/22/19) |
| 3-Point FG Made | - | - |
| 3-Point FG Attempted | - | - |
| FT Made | 3 | vs. Missouri S&T (11/22/19) |
| FT Attempted | 5 | vs. Missouri S&T (11/22/19) |
| Assists | - | - |
| Blocks | - | - |
| Steals | 1 | 2x, last vs. The Citadel (11/19/19) |
| Minutes | 11 | 2x, last vs. Missouri S&T (11/22/19) |

Agnew's Career Statistics at Southeast Missouri

| Overall | | | | | | | | | | | | | | | | | | |
|-----------------------------------|------|-----|------|--------|------|----------|------|--------|------|-----|-----|-----|-----|----|----|---|----|-----|
| Season | G-GS | Min | Avg | FG-FGA | Pct | 3FG-3FGA | Pct | FT-FTA | Pct | Off | Def | Tot | Avg | PF | FO | A | TO | Blk |
| 2019-20 | 3-0 | 31 | 10.3 | 6-16 | .375 | 0-0 | .000 | 1-2 | .500 | 2 | 4 | 6 | 2.0 | 4 | 0 | 0 | 0 | 2 |
| Ohio Valley Conference Games Only | | | | | | | | | | | | | | | | | | |
| Season | G-GS | Min | Avg | FG-FGA | Pct | 3FG-3FGA | Pct | FT-FTA | Pct | Off | Def | Tot | Avg | PF | FO | A | TO | Blk |
| 2019-20 | | | | | | | | | | | | | | | | | | |



2019-20 BASKETBALL NOTES



- Forward
- Sophomore (2)
- 6-0 ► 160
- Columbia, S.C.
- Wilson H.S.

ALEX CALDWELL

0

2019-20: Averages nine points and 2.8 rebounds per contest through four starts...Leads the team with 11 assists...Dished out a career-high six assists vs. The Citadel (11/19)...Finished with eight points, four rebounds and an assist in his first start of the season at Vanderbilt (11/6)...Added double-digits for the first time this season with 12 points vs. Purdue Fort Wayne (11/10)...Made a big 3-pointer that pulled the Redhawks within a point with 1:45 left to play against the Mastodons...Drained a 3-pointer with 17 seconds left to lift SEMO to a one-point win over Missouri S&T (11/22)...Leads the team in minutes (31 mpg), field goal attempts (38) and 3-point field goal attempts (15)...Scored double figures in two games.

Caldwell's Game-by-Game Statistics

| 2019-20 | FG | 3P | FT | Q/D | REB | E | PTS | A | TO | B | S | M |
|-------------------------|-------|------|------|-----|-----|---|-----|----|----|---|---|-----|
| at Vanderbilt* | 3-8 | 0-3 | 2-2 | 0/4 | 4 | 3 | 8 | 1 | 1 | 0 | 1 | 32 |
| Purdue Fort Wayne* | 4-10 | 2-5 | 2-4 | 0/3 | 3 | 2 | 12 | 2 | 3 | 0 | 0 | 34 |
| The Citadel* | 1-9 | 0-4 | 2-4 | 1/0 | 1 | 3 | 4 | 6 | 5 | 0 | 1 | 29 |
| Missouri S&T* | 4-11 | 2-3 | 2-2 | 1/2 | 3 | 1 | 12 | 2 | 1 | 1 | 0 | 29 |
| vs. Cal State Fullerton | | | | | | | | | | | | |
| at Santa Clara | | | | | | | | | | | | |
| vs. Denver | | | | | | | | | | | | |
| at Abilene Christian | | | | | | | | | | | | |
| at Drake | | | | | | | | | | | | |
| at Youngstown State | | | | | | | | | | | | |
| at Ohio State | | | | | | | | | | | | |
| at Southern Illinois | | | | | | | | | | | | |
| Missouri Baptist | | | | | | | | | | | | |
| at Austin Peay | | | | | | | | | | | | |
| at Murray State | | | | | | | | | | | | |
| Belmont | | | | | | | | | | | | |
| Tennessee State | | | | | | | | | | | | |
| Austin Peay | | | | | | | | | | | | |
| Murray State | | | | | | | | | | | | |
| at SIU Edwardsville | | | | | | | | | | | | |
| at Eastern Illinois | | | | | | | | | | | | |
| at Morehead State | | | | | | | | | | | | |
| at Eastern Kentucky | | | | | | | | | | | | |
| Jacksonville State | | | | | | | | | | | | |
| Tennessee Tech | | | | | | | | | | | | |
| UT Martin | | | | | | | | | | | | |
| SIU Edwardsville | | | | | | | | | | | | |
| at Jacksonville State | | | | | | | | | | | | |
| at Tennessee Tech | | | | | | | | | | | | |
| Eastern Illinois | | | | | | | | | | | | |
| at UT Martin | | | | | | | | | | | | |
| Total | 12-38 | 4-15 | 8-12 | 2/9 | 11 | 9 | 36 | 11 | 10 | 1 | 2 | 124 |

* - Game Started

2019-20 Season-Highs

| | | |
|---------------------------|----|--------------------------------------|
| Points | 12 | 2x, last vs. Missouri S&T (11/22/19) |
| Total Rebounds | 4 | at Vanderbilt (11/6/19) |
| Offensive | 1 | 2x, last vs. Missouri S&T (11/22/19) |
| Defensive | 4 | at Vanderbilt (11/6/19) |
| FG Made | 4 | 2x, last vs. Missouri S&T (11/22/19) |
| FG Attempted..... | 11 | vs. Missouri S&T (11/22/19) |
| 3-Point FG Made..... | 2 | 2x, last vs. Missouri S&T (11/22/19) |
| 3-Point FG Attempted..... | 5 | vs. Purdue Fort Wayne (11/10/19) |
| FT Made..... | 2 | 4x, last vs. Missouri S&T (11/22/19) |
| FT Attempted..... | 4 | 2x, last vs. The Citadel (11/19/19) |
| Assists | 6 | vs. The Citadel (11/19/19) |
| Blocks..... | - | - |
| Steals..... | 1 | 2x, last vs. The Citadel (11/19/19) |
| Minutes | 34 | vs. Purdue Fort Wayne (11/10/19) |

Career-Highs


| | | |
|---------------------------|----|--------------------------------------|
| Points | 17 | 2x, last vs. UT Martin (1/5/19) |
| Total Rebounds | 5 | vs. UT Martin (1/5/19) |
| Offensive | 2 | 2x, last at Belmont (1/31/19) |
| Defensive | 4 | 2x, last at Vanderbilt (11/6/19) |
| FG Made | 6 | 2x, last at Belmont (1/31/19) |
| FG Attempted..... | 12 | 2x, last at Belmont (1/31/19) |
| 3-Point FG Made..... | 5 | vs. Quincy (11/12/18) |
| 3-Point FG Attempted..... | 6 | 3x, last at The Citadel (12/15/18) |
| FT Made..... | 5 | at Saint Louis (11/6/18) |
| FT Attempted..... | 6 | 2x, last vs. Tennessee Tech (2/7/19) |
| Assists | 6 | vs. The Citadel (11/19/19) |
| Blocks..... | 2 | vs. Western Illinois (12/1/18) |
| Steals..... | 3 | vs. Missouri S&T (11/27/18) |
| Minutes | 39 | vs. UT Martin (1/5/19) |

Caldwell's Career Statistics at Southeast Missouri

| Overall | | | | | | | | | | | | | | | | | | | |
|-----------------------------------|------|-----|------|--------|------|----------|------|--------|------|-----|-----|-----|-----|----|----|----|----|-----|-----|
| Season | G-GS | Min | Avg | FG-FGA | Pct | 3FG-3FGA | Pct | FT-FTA | Pct | Off | Def | Tot | Avg | PF | FQ | A | TO | Blk | Stl |
| 2018-19 | 24-5 | 495 | 20.6 | 71-158 | .449 | 30-77 | .390 | 36-46 | .783 | 14 | 31 | 45 | 1.9 | 51 | 0 | 40 | 31 | 5 | 22 |
| 2019-20 | 3-3 | 115 | 38.3 | 8-27 | .296 | 2-12 | .167 | 6-10 | .600 | 1 | 7 | 8 | 2.7 | 8 | 0 | 9 | 9 | 0 | 2 |
| Total | 27-8 | 610 | 22.6 | 79-185 | .427 | 32-89 | .360 | 42-56 | .750 | 15 | 38 | 53 | 2.0 | 59 | 0 | 49 | 40 | 5 | 24 |
| Ohio Valley Conference Games Only | | | | | | | | | | | | | | | | | | | |
| Season | G-GS | Min | Avg | FG-FGA | Pct | 3FG-3FGA | Pct | FT-FTA | Pct | Off | Def | Tot | Avg | PF | FQ | A | TO | Blk | Stl |
| 2018-19 | 12-5 | 265 | 22.1 | 30-70 | .429 | 12-31 | .387 | 21-27 | .778 | 6 | 9 | 15 | 1.3 | 28 | 0 | 14 | 18 | 1 | 11 |
| 2019-20 | | | | | | | | | | | | | | | | | | | |
| Total | | | | | | | | | | | | | | | | | | | |



2019-20 BASKETBALL NOTES



► Guard
► Sophomore (3)
► 6-4 ► 205
► Fairburn, Ga.
► Langston Hughes H.S.

KHALIL CUFFEE

1

2019-20: --

Cuffee's Game-by-Game Statistics

| 2019-20 | FG | 3P | FT | O/D | REB | F | PTS | A | TO | B | S | M |
|-------------------------|-----|----|----|-----|-----|---|-----|---|----|---|---|---|
| at Vanderbilt | DNP | - | - | - | - | - | - | - | - | - | - | - |
| Purdue Fort Wayne | DNP | - | - | - | - | - | - | - | - | - | - | - |
| The Citadel | DNP | - | - | - | - | - | - | - | - | - | - | - |
| Missouri S&T | DNP | - | - | - | - | - | - | - | - | - | - | - |
| vs. Cal State Fullerton | | | | | | | | | | | | |
| at Santa Clara | | | | | | | | | | | | |
| vs. Denver | | | | | | | | | | | | |
| at Abilene Christian | | | | | | | | | | | | |
| at Drake | | | | | | | | | | | | |
| at Youngstown State | | | | | | | | | | | | |
| at Ohio State | | | | | | | | | | | | |
| at Southern Illinois | | | | | | | | | | | | |
| Missouri Baptist | | | | | | | | | | | | |
| at Austin Peay | | | | | | | | | | | | |
| at Murray State | | | | | | | | | | | | |
| Belmont | | | | | | | | | | | | |
| Tennessee State | | | | | | | | | | | | |
| Austin Peay | | | | | | | | | | | | |
| Murray State | | | | | | | | | | | | |
| at SIU Edwardsville | | | | | | | | | | | | |
| at Eastern Illinois | | | | | | | | | | | | |
| at Morehead State | | | | | | | | | | | | |
| at Eastern Kentucky | | | | | | | | | | | | |
| Jacksonville State | | | | | | | | | | | | |
| Tennessee Tech | | | | | | | | | | | | |
| UT Martin | | | | | | | | | | | | |
| SIU Edwardsville | | | | | | | | | | | | |
| at Jacksonville State | | | | | | | | | | | | |
| at Tennessee Tech | | | | | | | | | | | | |
| Eastern Illinois | | | | | | | | | | | | |
| at UT Martin | | | | | | | | | | | | |
| Total | | | | | | | | | | | | |

* - Game Started

2019-20 Season-Highs

| | |
|----------------------------|---|
| Points | - |
| Total Rebounds | - |
| Offensive | - |
| Defensive | - |
| FG Made | - |
| FG Attempted | - |
| 3-Point FG Made | - |
| 3-Point FG Attempted | - |
| FT Made | - |
| FT Attempted | - |
| Assists | - |
| Blocks | - |
| Steals | - |
| Minutes | - |

Career-Highs


| | | |
|----------------------------|----|---|
| Points | 12 | vs. Quincy (11/12/18) |
| Total Rebounds | 1 | 3x, last vs. Belmont (3/2/19) |
| Offensive | 1 | vs. Belmont (3/2/19) |
| Defensive | 1 | 2x, last vs. Abilene Christian (12/21/18) |
| FG Made | 5 | vs. Quincy (11/12/18) |
| FG Attempted | 6 | vs. Quincy (11/12/18) |
| 3-Point FG Made | 2 | 2x, last at Florida State (12/17/18) |
| 3-Point FG Attempted | 3 | 2x, last at Florida State (12/17/18) |
| FT Made | 2 | at Murray State (2/23/19) |
| FT Attempted | 2 | 4x, last vs. Belmont (3/2/19) |
| Assists | 1 | 2x, last vs. Belmont (3/2/19) |
| Blocks | - | - |
| Steals | 2 | vs. Quincy (11/12/18) |
| Minutes | 16 | vs. Belmont (3/2/19) |

Cuffee's Career Statistics at Southeast Missouri

| Overall | | | | | | | | | | | | | | | | | | | | | |
|-----------------------------------|------|-----|-----|--------|------|----------|------|--------|------|-----|-----|-----|-----|----|----|---|----|-----|-----|-----|-----|
| Season | G-GS | Min | Avg | FG-FGA | Pct | 3FG-3FGA | Pct | FT-FTA | Pct | Off | Def | Tot | Avg | PF | FO | A | TO | Blk | Stl | Pts | Avg |
| 2018-19 | 13-0 | 52 | 4.0 | 15-27 | .556 | 10-20 | .500 | 4-8 | .500 | 1 | 2 | 3 | 0.2 | 11 | 1 | 2 | 6 | 0 | 2 | 44 | 3.4 |
| 2019-20 | | | | | | | | | | | | | | | | | | | | | |
| Total | | | | | | | | | | | | | | | | | | | | | |
| Ohio Valley Conference Games Only | | | | | | | | | | | | | | | | | | | | | |
| Season | G-GS | Min | Avg | FG-FGA | Pct | 3FG-3FGA | Pct | FT-FTA | Pct | Off | Def | Tot | Avg | PF | FO | A | TO | Blk | Stl | Pts | Avg |
| 2018-19 | 6-0 | 30 | 5.0 | 6-11 | .545 | 4-7 | .571 | 3-4 | .750 | 1 | 0 | 1 | 0.2 | 7 | 1 | 1 | 3 | 0 | 0 | 19 | 3.2 |
| 2019-20 | | | | | | | | | | | | | | | | | | | | | |
| Total | | | | | | | | | | | | | | | | | | | | | |



2019-20 BASKETBALL NOTES



► Forward
► Junior (3)
► 6-7 ► 200
► Greenville, Ohio
► Greenville H.S.

ISAIAH GABLE

13

2019-20: Saw action in four games off the bench...Averages 4.8 points and 2.5 rebounds per contest...Drew a huge charge on defense late in the game during the Redhawks win over Purdue Fort Wayne (11/10)...Scored a season-high eight points and grabbed four rebounds in 25 minutes vs. The Citadel (11/19).

Gable's Game-by-Game Statistics

| 2019-20 | FG | 3P | FT | O/D | REB | E | PTS | A | TO | B | S | M |
|-------------------------|------|-----|-----|-----|-----|---|-----|---|----|---|---|----|
| at Vanderbilt | 1-4 | 0-1 | 0-1 | 2/0 | 2 | 1 | 2 | 0 | 0 | 0 | 0 | 10 |
| Purdue Fort Wayne | 2-6 | 1-3 | 0-0 | 0/2 | 2 | 2 | 5 | 1 | 0 | 0 | 0 | 21 |
| The Citadel | 3-5 | 2-4 | 0-0 | 0/4 | 4 | 1 | 8 | 1 | 0 | 0 | 2 | 25 |
| Missouri S&T | 2-3 | 0-1 | 0-0 | 0/2 | 2 | 1 | 4 | 1 | 1 | 0 | 0 | 16 |
| vs. Cal State Fullerton | | | | | | | | | | | | |
| at Santa Clara | | | | | | | | | | | | |
| vs. Denver | | | | | | | | | | | | |
| at Abilene Christian | | | | | | | | | | | | |
| at Drake | | | | | | | | | | | | |
| at Youngstown State | | | | | | | | | | | | |
| at Ohio State | | | | | | | | | | | | |
| at Southern Illinois | | | | | | | | | | | | |
| Missouri Baptist | | | | | | | | | | | | |
| at Austin Peay | | | | | | | | | | | | |
| at Murray State | | | | | | | | | | | | |
| Belmont | | | | | | | | | | | | |
| Tennessee State | | | | | | | | | | | | |
| Austin Peay | | | | | | | | | | | | |
| Murray State | | | | | | | | | | | | |
| at SIU Edwardsville | | | | | | | | | | | | |
| at Eastern Illinois | | | | | | | | | | | | |
| at Morehead State | | | | | | | | | | | | |
| at Eastern Kentucky | | | | | | | | | | | | |
| Jacksonville State | | | | | | | | | | | | |
| Tennessee Tech | | | | | | | | | | | | |
| UT Martin | | | | | | | | | | | | |
| SIU Edwardsville | | | | | | | | | | | | |
| at Jacksonville State | | | | | | | | | | | | |
| at Tennessee Tech | | | | | | | | | | | | |
| Eastern Illinois | | | | | | | | | | | | |
| at UT Martin | | | | | | | | | | | | |
| Total | 8-18 | 3-9 | 0-1 | 2/8 | 10 | 5 | 19 | 3 | 1 | 0 | 2 | 72 |

* - Game Started

Career-Highs

| | | |
|----------------------|----|--|
| Points | 28 | vs. UT Martin (1/5/19) |
| Total Rebounds | 10 | vs. Hannibal-LaGrange (11/28/17) |
| Offensive | 4 | vs. UT Martin (2/24/18) |
| Defensive | 10 | vs. Hannibal-LaGrange (11/28/17) |
| FG Made | 11 | vs. UT Martin (1/5/19) |
| FG Attempted | 17 | vs. UT Martin (1/5/19) |
| 3-Point FG Made | 4 | 3x, last vs. Tennessee State (2/28/19) |
| 3-Point FG Attempted | 9 | 2x, last at Morehead State (1/17/19) |
| FT Made | 5 | vs. Eastern Illinois (1/26/19) |
| FT Attempted | 6 | vs. Eastern Illinois (1/26/19) |
| Assists | 5 | vs. Jacksonville State (2/9/19) |
| Blocks | 2 | vs. Southern Illinois (12/8/18) |
| Steals | 2 | vs. The Citadel (11/19/19) |
| Minutes | 40 | vs. UT Martin (1/5/19) |

2019-20 Season-Highs


| | | |
|----------------------|----|--------------------------------------|
| Points | 8 | vs. The Citadel (11/19/19) |
| Total Rebounds | 4 | vs. The Citadel (11/19/19) |
| Offensive | 2 | at Vanderbilt (11/6/19) |
| Defensive | 4 | vs. The Citadel (11/19/19) |
| FG Made | 3 | vs. The Citadel (11/19/19) |
| FG Attempted | 6 | vs. Purdue Fort Wayne (11/10/19) |
| 3-Point FG Made | 2 | vs. The Citadel (11/19/19) |
| 3-Point FG Attempted | 4 | vs. The Citadel (11/19/19) |
| FT Made | - | - |
| FT Attempted | 1 | at Vanderbilt (11/6/19) |
| Assists | 1 | 3x, last vs. Missouri S&T (11/22/19) |
| Blocks | - | - |
| Steals | 2 | vs. The Citadel (11/19/19) |
| Minutes | 25 | vs. The Citadel (11/19/19) |

Gable's Career Statistics at Southeast Missouri

| Overall | | | | | | | | | | | | | | | | | | | |
|-----------------------------------|-------|-----|------|---------|------|----------|------|--------|------|-----|-----|-----|-----|----|----|----|----|-----|-----|
| Season | G-GS | Min | Avg | FG-FGA | Pct | 3FG-3FGA | Pct | FT-FTA | Pct | Off | Def | Tot | Avg | PF | FO | A | TO | Blk | Stl |
| 2017-18 | 15-0 | 187 | 12.5 | 22-55 | .400 | 13-36 | .361 | 7-11 | .636 | 5 | 23 | 28 | 1.9 | 19 | 0 | 6 | 7 | 0 | 64 |
| 2018-19 | 31-24 | 705 | 22.7 | 85-184 | .462 | 51-127 | .402 | 30-39 | .769 | 16 | 79 | 95 | 3.1 | 59 | 0 | 34 | 31 | 6 | 251 |
| 2019-20 | 3-0 | 76 | 25.3 | 6-15 | .400 | 3-8 | .375 | 0-1 | .000 | 2 | 6 | 8 | 2.7 | 4 | 0 | 2 | 0 | 0 | 15 |
| Total | 49-24 | 968 | 19.8 | 113-254 | .445 | 67-171 | .392 | 37-51 | .725 | 23 | 108 | 131 | 2.7 | 82 | 0 | 42 | 38 | 6 | 330 |
| Ohio Valley Conference Games Only | | | | | | | | | | | | | | | | | | | |
| Season | G-GS | Min | Avg | FG-FGA | Pct | 3FG-3FGA | Pct | FT-FTA | Pct | Off | Def | Tot | Avg | PF | FO | A | TO | Blk | Stl |
| 2017-18 | 4-0 | 47 | 11.8 | 7-17 | .412 | 2-9 | .222 | 3-4 | .750 | 5 | 6 | 11 | 2.8 | 5 | 0 | 2 | 1 | 0 | 19 |
| 2018-19 | 18-11 | 433 | 24.1 | 61-117 | .521 | 35-76 | .461 | 22-28 | .786 | 12 | 48 | 60 | 3.3 | 30 | 0 | 18 | 14 | 1 | 179 |
| 2019-20 | | | | | | | | | | | | | | | | | | | |
| Total | 22-11 | 480 | 21.8 | 68-134 | .507 | 37-85 | .435 | 25-32 | .781 | 17 | 54 | 71 | 3.2 | 35 | 0 | 20 | 15 | 1 | 198 |



2019-20 BASKETBALL NOTES



- Guard
- Junior (3)
- 6-3 ► 205
- Antioch, Ill.
- Lake Forest Academy
- John A. Logan College

5

CHRIS HARRIS

2019-20: Is currently out with a knee injury...Finished as the Redhawks leading scorer in each of his first two games of the season...Leads the team in scoring average (15.5 ppg), field goal percentage (9-of-15, .600), 3-pointers made (5) and 3-point field goal percentage (5-of-7, .714)...Began his Southeast Missouri career with a team-high 15 points off the bench at Vanderbilt (11/6)...Four days later, he came off the bench to score 16 points and made the game-winning 3-pointer with 27 seconds left vs. Purdue Fort Wayne (11/10).

Harris' Game-by-Game Statistics

| 2019-20 | FG | 3P | FT | O/D | REB | F | PTS | A | TO | B | S | M |
|-------------------------|------|-----|------|-----|-----|---|-----|---|----|---|---|----|
| at Vanderbilt | 6-9 | 2-3 | 1-2 | 0/1 | 1 | 2 | 15 | 0 | 3 | 1 | 0 | 28 |
| Purdue Fort Wayne | 3-6 | 3-4 | 7-8 | 0/5 | 5 | 3 | 16 | 2 | 2 | 0 | 0 | 26 |
| The Citadel | DNP | - | - | - | - | - | - | - | - | - | - | - |
| Missouri S&T | DNP | - | - | - | - | - | - | - | - | - | - | - |
| vs. Cal State Fullerton | | | | | | | | | | | | |
| at Santa Clara | | | | | | | | | | | | |
| vs. Denver | | | | | | | | | | | | |
| at Abilene Christian | | | | | | | | | | | | |
| at Drake | | | | | | | | | | | | |
| at Youngstown State | | | | | | | | | | | | |
| at Ohio State | | | | | | | | | | | | |
| at Southern Illinois | | | | | | | | | | | | |
| Missouri Baptist | | | | | | | | | | | | |
| at Austin Peay | | | | | | | | | | | | |
| at Murray State | | | | | | | | | | | | |
| Belmont | | | | | | | | | | | | |
| Tennessee State | | | | | | | | | | | | |
| Austin Peay | | | | | | | | | | | | |
| Murray State | | | | | | | | | | | | |
| at SIU Edwardsville | | | | | | | | | | | | |
| at Eastern Illinois | | | | | | | | | | | | |
| at Morehead State | | | | | | | | | | | | |
| at Eastern Kentucky | | | | | | | | | | | | |
| Jacksonville State | | | | | | | | | | | | |
| Tennessee Tech | | | | | | | | | | | | |
| UT Martin | | | | | | | | | | | | |
| SIU Edwardsville | | | | | | | | | | | | |
| at Jacksonville State | | | | | | | | | | | | |
| at Tennessee Tech | | | | | | | | | | | | |
| Eastern Illinois | | | | | | | | | | | | |
| at UT Martin | | | | | | | | | | | | |
| Total | 9-15 | 5-7 | 8-10 | 0/6 | 6 | 5 | 31 | 2 | 5 | 1 | 0 | 54 |

* - Game Started

2019-20 Season/Career-Highs

| | | |
|----------------------------|----|----------------------------------|
| Points | 16 | vs. Purdue Fort Wayne (11/10/19) |
| Total Rebounds | 5 | vs. Purdue Fort Wayne (11/10/19) |
| Offensive | - | - |
| Defensive | 5 | vs. Purdue Fort Wayne (11/10/19) |
| FG Made | 6 | at Vanderbilt (11/6/19) |
| FG Attempted | 9 | at Vanderbilt (11/6/19) |
| 3-Point FG Made | 3 | vs. Purdue Fort Wayne (11/10/19) |
| 3-Point FG Attempted | 4 | vs. Purdue Fort Wayne (11/10/19) |
| FT Made | 7 | vs. Purdue Fort Wayne (11/10/19) |
| FT Attempted | 8 | vs. Purdue Fort Wayne (11/10/19) |
| Assists | 2 | vs. Purdue Fort Wayne (11/10/19) |
| Blocks | 1 | at Vanderbilt (11/6/19) |
| Steals | - | - |
| Minutes | 28 | at Vanderbilt (11/6/19) |

Harris' Career Statistics at Southeast Missouri

| Overall | | | | | | | | | | | | | | | | | | | |
|-----------------------------------|------|-----|------|--------|------|----------|------|--------|------|-----|-----|-----|-----|----|----|---|----|-----|-----|
| Season | G-GS | Min | Avg | FG-FGA | Pct | 3FG-3FGA | Pct | FT-FTA | Pct | Off | Def | Tot | Avg | PF | FQ | A | TO | Blk | Stl |
| 2019-20 | 2-0 | 74 | 37.0 | 9-15 | .600 | 5-7 | .714 | 8-10 | .800 | 0 | 6 | 6 | 3.0 | 5 | 0 | 2 | 5 | 1 | 0 |
| | | | | | | | | | | | | | | | | | | | |
| Ohio Valley Conference Games Only | | | | | | | | | | | | | | | | | | | |
| Season | G-GS | Min | Avg | FG-FGA | Pct | 3FG-3FGA | Pct | FT-FTA | Pct | Off | Def | Tot | Avg | PF | FQ | A | TO | Blk | Stl |
| 2019-20 | | | | | | | | | | | | | | | | | | | |



2019-20 BASKETBALL NOTES



- Guard
- Senior (5)
- 6-5 ► 205
- Melbourne, Fla.
- Trinity Episcopal H.S.
- Embry-Riddle

SKYLER HOGAN

3

2019-20: Is averaging eight points and 3.5 rebounds per game after four starts...Scored double figures in two games...Dropped in 11 points on 4-of-7 field goals and 2-of-2 three-pointers vs. Purdue Fort Wayne (11/10)...Followed that up with 11 points vs. The Citadel (11/19)...Logged nine minutes and scored two points in his first start of the season at Vanderbilt (11/6).

Hogan's Game-by-Game Statistics

| 2019-20 | FG | 3P | FT | Q/D | REB | E | PTS | A | TO | B | S | M |
|-------------------------|-------|------|-----|------|-----|---|-----|---|----|---|---|----|
| at Vanderbilt* | 1-2 | 0-1 | 0-0 | 0/1 | 1 | 1 | 2 | 1 | 1 | 0 | 0 | 9 |
| Purdue Fort Wayne* | 4-7 | 2-2 | 1-2 | 0/2 | 2 | 2 | 11 | 3 | 0 | 0 | 0 | 27 |
| The Citadel* | 5-11 | 1-6 | 0-1 | 0/5 | 5 | 2 | 11 | 0 | 3 | 0 | 2 | 31 |
| Missouri S&T* | 3-7 | 1-3 | 1-2 | 1/5 | 6 | 2 | 8 | 1 | 2 | 0 | 0 | 30 |
| vs. Cal State Fullerton | | | | | | | | | | | | |
| at Santa Clara | | | | | | | | | | | | |
| vs. Denver | | | | | | | | | | | | |
| at Abilene Christian | | | | | | | | | | | | |
| at Drake | | | | | | | | | | | | |
| at Youngstown State | | | | | | | | | | | | |
| at Ohio State | | | | | | | | | | | | |
| at Southern Illinois | | | | | | | | | | | | |
| Missouri Baptist | | | | | | | | | | | | |
| at Austin Peay | | | | | | | | | | | | |
| at Murray State | | | | | | | | | | | | |
| Belmont | | | | | | | | | | | | |
| Tennessee State | | | | | | | | | | | | |
| Austin Peay | | | | | | | | | | | | |
| Murray State | | | | | | | | | | | | |
| at SIU Edwardsville | | | | | | | | | | | | |
| at Eastern Illinois | | | | | | | | | | | | |
| at Morehead State | | | | | | | | | | | | |
| at Eastern Kentucky | | | | | | | | | | | | |
| Jacksonville State | | | | | | | | | | | | |
| Tennessee Tech | | | | | | | | | | | | |
| UT Martin | | | | | | | | | | | | |
| SIU Edwardsville | | | | | | | | | | | | |
| at Jacksonville State | | | | | | | | | | | | |
| at Tennessee Tech | | | | | | | | | | | | |
| Eastern Illinois | | | | | | | | | | | | |
| at UT Martin | | | | | | | | | | | | |
| Total | 13-27 | 4-12 | 2-5 | 1/13 | 14 | 7 | 32 | 5 | 6 | 0 | 2 | 97 |

* - Game Started

2019-20 Season-Highs

| | | |
|----------------------------|----|--------------------------------------|
| Points | 11 | 2x, last vs. The Citadel (11/19/19) |
| Total Rebounds | 6 | vs. Missouri S&T (11/22/19) |
| Offensive | 1 | vs. Missouri S&T (11/22/19) |
| Defensive | 5 | 2x, last vs. Missouri S&T (11/22/19) |
| FG Made | 5 | vs. The Citadel (11/19/19) |
| FG Attempted | 11 | vs. The Citadel (11/19/19) |
| 3-Point FG Made | 2 | vs. Purdue Fort Wayne (11/10/19) |
| 3-Point FG Attempted | 6 | vs. The Citadel (11/19/19) |
| FT Made | 1 | 2x, last vs. Missouri S&T (11/22/19) |
| FT Attempted | 2 | 2x, last vs. Missouri S&T (11/22/19) |
| Assists | 3 | vs. Purdue Fort Wayne (11/10/19) |
| Blocks | - | - |
| Steals | 2 | vs. The Citadel (11/19/19) |
| Minutes | 31 | vs. The Citadel (11/19/19) |

Career-Highs

| | | |
|----------------------------|----|--|
| Points | 25 | at Mississippi Valley State (12/4/18) |
| Total Rebounds | 7 | 2x, last vs. UT Martin (1/5/19) |
| Offensive | 3 | vs. Jacksonville (11/16/18) |
| Defensive | 7 | vs. UT Martin (1/5/19) |
| FG Made | 10 | at Mississippi Valley State (12/4/18) |
| FG Attempted | 16 | 2x, last at Mississippi Valley State (12/4/18) |
| 3-Point FG Made | 5 | at Mississippi Valley State (12/4/18) |
| 3-Point FG Attempted | 11 | vs. UT Martin (1/5/19) |
| FT Made | 10 | at Eastern Kentucky (1/19/19) |
| FT Attempted | 13 | at Eastern Kentucky (1/19/19) |
| Assists | 4 | at Mississippi Valley State (12/4/18) |
| Blocks | 2 | 2x, last at Mississippi Valley State (12/4/18) |
| Steals | 3 | at UT Martin (2/14/19) |
| Minutes | 45 | vs. SIU Edwardsville (1/24/19) |

Hogan's Career Statistics at Southeast Missouri

| Overall | | | | | | | | | | | | | | | | | | | |
|-----------------------------------|-------|-----|------|---------|------|----------|------|--------|------|-----|-----|-----|-----|----|----|----|----|-----|-----|
| Season | G-GS | Min | Avg | FG-FGA | Pct | 3FG-3FGA | Pct | FT-FTA | Pct | Off | Def | Tot | Avg | PF | FQ | A | TO | Blk | Stl |
| 2018-19 | 30-27 | 790 | 26.3 | 120-274 | .438 | 46-121 | .380 | 33-43 | .767 | 16 | 82 | 98 | 3.3 | 42 | 0 | 33 | 35 | 5 | 21 |
| 2019-20 | 3-3 | 67 | 22.3 | 10-20 | .500 | 3-9 | .333 | 1-3 | .333 | 0 | 8 | 8 | 2.7 | 5 | 0 | 4 | 4 | 0 | 2 |
| Total | 33-30 | 857 | 26.0 | 130-294 | .442 | 49-130 | .377 | 34-46 | .739 | 16 | 90 | 106 | 3.2 | 47 | 0 | 37 | 39 | 5 | 23 |
| Ohio Valley Conference Games Only | | | | | | | | | | | | | | | | | | | |
| Season | G-GS | Min | Avg | FG-FGA | Pct | 3FG-3FGA | Pct | FT-FTA | Pct | Off | Def | Tot | Avg | PF | FQ | A | TO | Blk | Stl |
| 2018-19 | 17-15 | 441 | 25.9 | 59-141 | .418 | 16-55 | .291 | 21-30 | .700 | 6 | 49 | 55 | 3.2 | 22 | 0 | 19 | 20 | 0 | 13 |
| 2019-20 | | | | | | | | | | | | | | | | | | | |
| Total | | | | | | | | | | | | | | | | | | | |



2019-20 BASKETBALL NOTES



► Guard
► Junior (3)
► 6-0 ► 170
► Tapei, Taiwan
► Songshan H.S.
► Marshalltown CC

4

OSCAR KAO

2019-20: Averages 3.5 points and 1.3 rebounds...Made his first career start in the season-opener at Vanderbilt (11/6)...Pulled down two rebounds in 12 minutes...Played six minutes and scored two points off the bench vs. Purdue Fort Wayne (11/10)...Logged 10 minutes and scored two points vs. The Citadel (11/19)...Scored a career-high 10 points in 22 minutes off the bench vs. Missouri S&T (11/22).

Kao's Game-by-Game Statistics

| 2019-20 | FG | 3P | FT | O/D | REB | F | PTS | A | TO | B | S | M |
|-------------------------|------|-----|-----|-----|-----|---|-----|---|----|---|---|----|
| at Vanderbilt* | 0-0 | 0-0 | 0-0 | 1/1 | 2 | 1 | 0 | 0 | 1 | 0 | 0 | 12 |
| Purdue Fort Wayne | 1-3 | 0-1 | 0-0 | 1/0 | 1 | 2 | 2 | 1 | 0 | 0 | 0 | 6 |
| The Citadel | 1-4 | 0-1 | 0-0 | 1/0 | 1 | 2 | 2 | 0 | 0 | 0 | 0 | 10 |
| Missouri S&T | 4-8 | 1-3 | 1-4 | 0/1 | 1 | 3 | 10 | 2 | 1 | 0 | 0 | 22 |
| vs. Cal State Fullerton | | | | | | | | | | | | |
| at Santa Clara | | | | | | | | | | | | |
| vs. Denver | | | | | | | | | | | | |
| at Abilene Christian | | | | | | | | | | | | |
| at Drake | | | | | | | | | | | | |
| at Youngstown State | | | | | | | | | | | | |
| at Ohio State | | | | | | | | | | | | |
| at Southern Illinois | | | | | | | | | | | | |
| Missouri Baptist | | | | | | | | | | | | |
| at Austin Peay | | | | | | | | | | | | |
| at Murray State | | | | | | | | | | | | |
| Belmont | | | | | | | | | | | | |
| Tennessee State | | | | | | | | | | | | |
| Austin Peay | | | | | | | | | | | | |
| Murray State | | | | | | | | | | | | |
| at SIU Edwardsville | | | | | | | | | | | | |
| at Eastern Illinois | | | | | | | | | | | | |
| at Morehead State | | | | | | | | | | | | |
| at Eastern Kentucky | | | | | | | | | | | | |
| Jacksonville State | | | | | | | | | | | | |
| Tennessee Tech | | | | | | | | | | | | |
| UT Martin | | | | | | | | | | | | |
| SIU Edwardsville | | | | | | | | | | | | |
| at Jacksonville State | | | | | | | | | | | | |
| at Tennessee Tech | | | | | | | | | | | | |
| Eastern Illinois | | | | | | | | | | | | |
| at UT Martin | | | | | | | | | | | | |
| Total | 6-15 | 1-5 | 1-4 | 3/2 | 5 | 8 | 14 | 3 | 2 | 0 | 0 | 50 |

* - Game Started

2019-20 Season-Highs

| | |
|----------------------------|--------------------------------------|
| Points.....10 | vs. Missouri S&T (11/22/19) |
| Total Rebounds.....2 | at Vanderbilt (11/6/19) |
| Offensive.....1 | 3x, last vs. The Citadel (11/19/19) |
| Defensive.....1 | 2x, last vs. Missouri S&T (11/22/19) |
| FG Made.....4 | vs. Missouri S&T (11/22/19) |
| FG Attempted.....8 | vs. Missouri S&T (11/22/19) |
| 3-Point FG Made.....1 | vs. Missouri S&T (11/22/19) |
| 3-Point FG Attempted.....3 | vs. Missouri S&T (11/22/19) |
| FT Made.....1 | vs. Missouri S&T (11/22/19) |
| FT Attempted.....4 | vs. Missouri S&T (11/22/19) |
| Assists.....2 | vs. Missouri S&T (11/22/19) |
| Blocks.....- | - |
| Steals.....- | - |
| Minutes.....22 | vs. Missouri S&T (11/22/19) |

Career-Highs


| | |
|----------------------------|--------------------------------------|
| Points.....10 | vs. Missouri S&T (11/22/19) |
| Total Rebounds.....3 | 2x, last vs. Murray State (11/12/19) |
| Offensive.....1 | 4x, last vs. The Citadel (11/19/19) |
| Defensive.....3 | 2x, last vs. Murray State (11/12/19) |
| FG Made.....4 | 2x, last vs. Missouri S&T (11/22/19) |
| FG Attempted.....8 | vs. Missouri S&T (11/22/19) |
| 3-Point FG Made.....2 | 3x, last vs. Belmont (3/2) |
| 3-Point FG Attempted.....3 | 2x, last vs. Missouri S&T (11/22/19) |
| FT Made.....2 | vs. Abilene Christian (12/21/18) |
| FT Attempted.....4 | vs. Missouri S&T (11/22/19) |
| Assists.....4 | 4x, last at Murray State (2/23/19) |
| Blocks.....- | - |
| Steals.....2 | at UT Martin (2/14/19) |
| Minutes.....22 | vs. Missouri S&T (11/22/19) |

Kao's Career Statistics at Southeast Missouri

| Overall | | | | | | | | | | | | | | | | | | | |
|-----------------------------------|------|-----|------|--------|------|----------|------|--------|-------|-----|-----|-----|-----|----|----|----|----|-----|-----|
| Season | G-GS | Min | Avg | FG-FGA | Pct | 3FG-3FGA | Pct | FT-FTA | Pct | Off | Def | Tot | Avg | PF | FO | A | TO | Blk | Stl |
| 2018-19 | 20-0 | 163 | 8.2 | 24-46 | .522 | 13-23 | .565 | 4-4 | 1.000 | 2 | 11 | 13 | 0.7 | 15 | 0 | 21 | 14 | 0 | 6 |
| 2019-20 | 3-1 | 28 | 9.3 | 2-7 | .286 | 0-2 | .000 | 0-0 | .000 | 3 | 1 | 4 | 1.3 | 5 | 0 | 1 | 0 | 0 | 4 |
| Total | 23-1 | 191 | 8.3 | 26-53 | .491 | 13-25 | .520 | 4-4 | 1.000 | 5 | 12 | 17 | 0.7 | 20 | 0 | 22 | 15 | 0 | 6 |
| Ohio Valley Conference Games Only | | | | | | | | | | | | | | | | | | | |
| Season | G-GS | Min | Avg | FG-FGA | Pct | 3FG-3FGA | Pct | FT-FTA | Pct | Off | Def | Tot | Avg | PF | FO | A | TO | Blk | Stl |
| 2018-19 | 12-0 | 122 | 10.2 | 16-30 | .533 | 9-14 | .643 | 2-2 | 1.000 | 1 | 8 | 9 | 0.8 | 10 | 0 | 16 | 12 | 0 | 6 |
| 2019-20 | | | | | | | | | | | | | | | | | | | |
| Total | | | | | | | | | | | | | | | | | | | |



2019-20 BASKETBALL NOTES



- Guard
- Freshman (2)
- 6-5 ► 180
- Durham, N.C.
- Voyager Academy

JORDAN LOVE

2

2019-20: Saw action in two games off the bench...Played in his first career game vs. The Citadel (11/19)...Saw action for four minutes in that contest.

Love's Game-by-Game Statistics

| 2019-20 | FG | 3P | FT | Q/D | REB | E | PTS | A | TO | B | S | M |
|-------------------------|-----|-----|-----|-----|-----|---|-----|---|----|---|---|---|
| at Vanderbilt | DNP | - | - | - | - | - | - | - | - | - | - | - |
| Purdue Fort Wayne | DNP | - | - | - | - | - | - | - | - | - | - | - |
| The Citadel | 0-0 | 0-0 | 0-0 | 0/0 | 0 | 0 | 0 | 0 | 0 | 0 | 0 | 4 |
| Missouri S&T | 0-0 | 0-0 | 0-0 | 0/0 | 0 | 0 | 0 | 0 | 0 | 0 | 0 | 1 |
| vs. Cal State Fullerton | | | | | | | | | | | | |
| at Santa Clara | | | | | | | | | | | | |
| vs. Denver | | | | | | | | | | | | |
| at Abilene Christian | | | | | | | | | | | | |
| at Drake | | | | | | | | | | | | |
| at Youngstown State | | | | | | | | | | | | |
| at Ohio State | | | | | | | | | | | | |
| at Southern Illinois | | | | | | | | | | | | |
| Missouri Baptist | | | | | | | | | | | | |
| at Austin Peay | | | | | | | | | | | | |
| at Murray State | | | | | | | | | | | | |
| Belmont | | | | | | | | | | | | |
| Tennessee State | | | | | | | | | | | | |
| Austin Peay | | | | | | | | | | | | |
| Murray State | | | | | | | | | | | | |
| at SIU Edwardsville | | | | | | | | | | | | |
| at Eastern Illinois | | | | | | | | | | | | |
| at Morehead State | | | | | | | | | | | | |
| at Eastern Kentucky | | | | | | | | | | | | |
| Jacksonville State | | | | | | | | | | | | |
| Tennessee Tech | | | | | | | | | | | | |
| UT Martin | | | | | | | | | | | | |
| SIU Edwardsville | | | | | | | | | | | | |
| at Jacksonville State | | | | | | | | | | | | |
| at Tennessee Tech | | | | | | | | | | | | |
| Eastern Illinois | | | | | | | | | | | | |
| at UT Martin | | | | | | | | | | | | |
| Total | 0-0 | 0-0 | 0-0 | 0/0 | 0 | 0 | 0 | 0 | 0 | 0 | 0 | 5 |

* - Game Started

2019-20 Season/Career-Highs

| | |
|----------------------------|---|
| Points | - |
| Total Rebounds | - |
| Offensive | - |
| Defensive | - |
| FG Made | - |
| FG Attempted | - |
| 3-Point FG Made | - |
| 3-Point FG Attempted | - |
| FT Made | - |
| FT Attempted | - |
| Assists | - |
| Blocks | - |
| Steals | - |
| Minutes | 4 |


vs. The Citadel (11/19/19)

Love's Career Statistics at Southeast Missouri

| Overall | | | | | | | | | | | | | | | | | |
|-----------------------------------|------|-----|-----|--------|------|----------|------|--------|------|-----|-----|-----|-----|----|----|---|----|
| Season | G-GS | Min | Avg | FG-FGA | Pct | 3FG-3FGA | Pct | FT-FTA | Pct | Off | Def | Tot | Avg | PF | FO | A | TO |
| 2019-20 | 1-0 | 4 | 4.0 | 0-0 | .000 | 0-0 | .000 | 0-0 | .000 | 0 | 0 | 0 | 0.0 | 0 | 0 | 0 | 0 |
| Ohio Valley Conference Games Only | | | | | | | | | | | | | | | | | |
| Season | G-GS | Min | Avg | FG-FGA | Pct | 3FG-3FGA | Pct | FT-FTA | Pct | Off | Def | Tot | Avg | PF | FO | A | TO |
| 2019-20 | | | | | | | | | | | | | | | | | |



2019-20 BASKETBALL NOTES



- Guard
- Freshman (1)
- 6-2 ► 175
- Chicago, Ill.
- St. Patrick H.S.

JAKOB MEDINA

20

2019-20: --

Medina's Game-by-Game Statistics

| 2019-20 | FG | 3P | FT | O/D | REB | F | PTS | A | TO | B | S | M |
|-------------------------|-----|----|----|-----|-----|---|-----|---|----|---|---|---|
| at Vanderbilt | DNP | - | - | - | - | - | - | - | - | - | - | - |
| Purdue Fort Wayne | DNP | - | - | - | - | - | - | - | - | - | - | - |
| The Citadel | DNP | - | - | - | - | - | - | - | - | - | - | - |
| Missouri S&T | DNP | - | - | - | - | - | - | - | - | - | - | - |
| vs. Cal State Fullerton | | | | | | | | | | | | |
| at Santa Clara | | | | | | | | | | | | |
| vs. Denver | | | | | | | | | | | | |
| at Abilene Christian | | | | | | | | | | | | |
| at Drake | | | | | | | | | | | | |
| at Youngstown State | | | | | | | | | | | | |
| at Ohio State | | | | | | | | | | | | |
| at Southern Illinois | | | | | | | | | | | | |
| Missouri Baptist | | | | | | | | | | | | |
| at Austin Peay | | | | | | | | | | | | |
| at Murray State | | | | | | | | | | | | |
| Belmont | | | | | | | | | | | | |
| Tennessee State | | | | | | | | | | | | |
| Austin Peay | | | | | | | | | | | | |
| Murray State | | | | | | | | | | | | |
| at SIU Edwardsville | | | | | | | | | | | | |
| at Eastern Illinois | | | | | | | | | | | | |
| at Morehead State | | | | | | | | | | | | |
| at Eastern Kentucky | | | | | | | | | | | | |
| Jacksonville State | | | | | | | | | | | | |
| Tennessee Tech | | | | | | | | | | | | |
| UT Martin | | | | | | | | | | | | |
| SIU Edwardsville | | | | | | | | | | | | |
| at Jacksonville State | | | | | | | | | | | | |
| at Tennessee Tech | | | | | | | | | | | | |
| Eastern Illinois | | | | | | | | | | | | |
| at UT Martin | | | | | | | | | | | | |
| Total | | | | | | | | | | | | |

* - Game Started

2019-20 Season/Career-Highs


| | |
|----------------------------|---|
| Points | - |
| Total Rebounds | - |
| Offensive | - |
| Defensive | - |
| FG Made | - |
| FG Attempted | - |
| 3-Point FG Made | - |
| 3-Point FG Attempted | - |
| FT Made | - |
| FT Attempted | - |
| Assists | - |
| Blocks | - |
| Steals | - |
| Minutes | - |

Medina's Career Statistics at Southeast Missouri

| Season | G-GS | Min | Avg | FG-FGA | Pct | 3FG-3FGA | Pct | FT-FTA | Pct | Off | Def | Tot | Avg | PF | FQ | A | TO | Blk | Stl | Pts | Avg |
|-----------------------------------|------|-----|-----|--------|-----|----------|-----|--------|-----|-----|-----|-----|-----|----|----|---|----|-----|-----|-----|-----|
| | | | | | | | | | | | | | | | | | | | | | |
| 2019-20 | | | | | | | | | | | | | | | | | | | | | |
| Overall | | | | | | | | | | | | | | | | | | | | | |
| Ohio Valley Conference Games Only | | | | | | | | | | | | | | | | | | | | | |
| Season | G-GS | Min | Avg | FG-FGA | Pct | 3FG-3FGA | Pct | FT-FTA | Pct | Off | Def | Tot | Avg | PF | FQ | A | TO | Blk | Stl | Pts | Avg |
| 2019-20 | | | | | | | | | | | | | | | | | | | | | |



2019-20 BASKETBALL NOTES



- Forward
- Junior (3)
- 6-6 ► 190
- Lee's Summit, Mo.
- Kansas City East Christian Academy
- John Wood CC

EVAN MORRISON

12

2019-20: --

Morrison's Game-by-Game Statistics

| 2019-20 | FG | 3P | FT | Q/D | REB | E | PTS | A | TO | B | S | M |
|-------------------------|-----|----|----|-----|-----|---|-----|---|----|---|---|---|
| at Vanderbilt | DNP | - | - | - | - | - | - | - | - | - | - | - |
| Purdue Fort Wayne | DNP | - | - | - | - | - | - | - | - | - | - | - |
| The Citadel | DNP | - | - | - | - | - | - | - | - | - | - | - |
| Missouri S&T | DNP | - | - | - | - | - | - | - | - | - | - | - |
| vs. Cal State Fullerton | | | | | | | | | | | | |
| at Santa Clara | | | | | | | | | | | | |
| vs. Denver | | | | | | | | | | | | |
| at Abilene Christian | | | | | | | | | | | | |
| at Drake | | | | | | | | | | | | |
| at Youngstown State | | | | | | | | | | | | |
| at Ohio State | | | | | | | | | | | | |
| at Southern Illinois | | | | | | | | | | | | |
| Missouri Baptist | | | | | | | | | | | | |
| at Austin Peay | | | | | | | | | | | | |
| at Murray State | | | | | | | | | | | | |
| Belmont | | | | | | | | | | | | |
| Tennessee State | | | | | | | | | | | | |
| Austin Peay | | | | | | | | | | | | |
| Murray State | | | | | | | | | | | | |
| at SIU Edwardsville | | | | | | | | | | | | |
| at Eastern Illinois | | | | | | | | | | | | |
| at Morehead State | | | | | | | | | | | | |
| at Eastern Kentucky | | | | | | | | | | | | |
| Jacksonville State | | | | | | | | | | | | |
| Tennessee Tech | | | | | | | | | | | | |
| UT Martin | | | | | | | | | | | | |
| SIU Edwardsville | | | | | | | | | | | | |
| at Jacksonville State | | | | | | | | | | | | |
| at Tennessee Tech | | | | | | | | | | | | |
| Eastern Illinois | | | | | | | | | | | | |
| at UT Martin | | | | | | | | | | | | |
| Total | | | | | | | | | | | | |

* - Game Started

2019-20 Season/Career-Highs

| | |
|---------------------------|---|
| Points | - |
| Total Rebounds | - |
| Offensive | - |
| Defensive | - |
| FG Made | - |
| FG Attempted..... | - |
| 3-Point FG Made..... | - |
| 3-Point FG Attempted..... | - |
| FT Made..... | - |
| FT Attempted..... | - |
| Assists | - |
| Blocks..... | - |
| Steals..... | - |
| Minutes | - |

Morrison's Career Statistics at Southeast Missouri

| Season | G-GS | Min | Avg | FG-FGA | Pct | 3FG-3FGA | Pct | FT-FTA | Pct | Off | Def | Tot | Avg | PF | FO | A | TO | Blk | Stl | Pts | Avg |
|-----------------------------------|------|-----|-----|--------|-----|----------|-----|--------|-----|-----|-----|-----|-----|----|----|---|----|-----|-----|-----|-----|
| | | | | | | | | | | | | | | | | | | | | | |
| 2019-20 | | | | | | | | | | | | | | | | | | | | | |
| Ohio Valley Conference Games Only | | | | | | | | | | | | | | | | | | | | | |
| Season | G-GS | Min | Avg | FG-FGA | Pct | 3FG-3FGA | Pct | FT-FTA | Pct | Off | Def | Tot | Avg | PF | FO | A | TO | Blk | Stl | Pts | Avg |
| 2019-20 | | | | | | | | | | | | | | | | | | | | | |



2019-20 BASKETBALL NOTES



- Guard
- Freshman (1)
- 6-1 ► 180
- Atlanta, Ga.
- Scotland Prep School (Pa.)

DQ NICHOLAS

11

2019-20: Became the Redhawks first 20-point scorer this season when he dropped in a game-high 24 on 9-of-16 field goals and 5-of-6 free throws vs. The Citadel (11/19)...Scored double-digits for the first time in his career against the Bulldogs...Is fourth on the team with 9.8 points per game...Also leads the team in free throw percentage (9-of-10, .900)...Ranks 30th in the Ohio Valley Conference in scoring, 11th in field goal percentage (.538) and second in free throw percentage...Scored eight points in his first career start vs. Purdue Fort Wayne (11/10)...Tallied five points and dished out one assist in his first career NCAA Division I game at Vanderbilt (11/6).

Nicholas' Game-by-Game Statistics

| 2019-20 | FG | 3P | FT | O/D | REB | F | PTS | A | TO | B | S | M |
|-------------------------|-------|-----|------|------|-----|---|-----|---|----|---|---|----|
| at Vanderbilt | 1-2 | 1-1 | 2-2 | 0/1 | 1 | 0 | 5 | 1 | 2 | 0 | 0 | 16 |
| Purdue Fort Wayne* | 3-4 | 0-1 | 2-2 | 0/2 | 2 | 1 | 8 | 2 | 2 | 0 | 0 | 22 |
| The Citadel* | 9-16 | 1-3 | 5-6 | 0/6 | 6 | 1 | 24 | 0 | 6 | 0 | 0 | 29 |
| Missouri S&T* | 1-4 | 0-1 | 0-0 | 0/6 | 6 | 2 | 2 | 1 | 1 | 1 | 1 | 28 |
| vs. Cal State Fullerton | | | | | | | | | | | | |
| at Santa Clara | | | | | | | | | | | | |
| vs. Denver | | | | | | | | | | | | |
| at Abilene Christian | | | | | | | | | | | | |
| at Drake | | | | | | | | | | | | |
| at Youngstown State | | | | | | | | | | | | |
| at Ohio State | | | | | | | | | | | | |
| at Southern Illinois | | | | | | | | | | | | |
| Missouri Baptist | | | | | | | | | | | | |
| at Austin Peay | | | | | | | | | | | | |
| at Murray State | | | | | | | | | | | | |
| Belmont | | | | | | | | | | | | |
| Tennessee State | | | | | | | | | | | | |
| Austin Peay | | | | | | | | | | | | |
| Murray State | | | | | | | | | | | | |
| at SIU Edwardsville | | | | | | | | | | | | |
| at Eastern Illinois | | | | | | | | | | | | |
| at Morehead State | | | | | | | | | | | | |
| at Eastern Kentucky | | | | | | | | | | | | |
| Jacksonville State | | | | | | | | | | | | |
| Tennessee Tech | | | | | | | | | | | | |
| UT Martin | | | | | | | | | | | | |
| SIU Edwardsville | | | | | | | | | | | | |
| at Jacksonville State | | | | | | | | | | | | |
| at Tennessee Tech | | | | | | | | | | | | |
| Eastern Illinois | | | | | | | | | | | | |
| at UT Martin | | | | | | | | | | | | |
| Total | 14-26 | 2-6 | 9-10 | 0/15 | 15 | 4 | 39 | 4 | 11 | 1 | 1 | 95 |

* - Game Started

2019-20 Season/Career-Highs

| | | |
|----------------------------|----|--------------------------------------|
| Points | 24 | vs. The Citadel (11/19/19) |
| Total Rebounds | 6 | 2x, last vs. Missouri S&T (11/22/19) |
| Offensive | - | - |
| Defensive | 6 | 2x, last vs. Missouri S&T (11/22/19) |
| FG Made | 9 | vs. The Citadel (11/19/19) |
| FG Attempted | 16 | vs. The Citadel (11/19/19) |
| 3-Point FG Made | 1 | 2x, last vs. The Citadel (11/19/19) |
| 3-Point FG Attempted | 3 | vs. The Citadel (11/19/19) |
| FT Made | 5 | vs. The Citadel (11/19/19) |
| FT Attempted | 6 | vs. The Citadel (11/19/19) |
| Assists | 2 | vs. Purdue Fort Wayne (11/10/19) |
| Blocks | 1 | vs. Missouri S&T (11/22/19) |
| Steals | 1 | vs. Missouri S&T (11/22/19) |
| Minutes | 29 | vs. The Citadel (11/19/19) |

Nicholas' Career Statistics at Southeast Missouri

| Overall | | | | | | | | | | | | | | | | | | | |
|-----------------------------------|------|-----|------|--------|------|----------|------|--------|------|-----|-----|-----|-----|----|----|---|----|-----|-----|
| Season | G-GS | Min | Avg | FG-FGA | Pct | 3FG-3FGA | Pct | FT-FTA | Pct | Off | Def | Tot | Avg | PF | FQ | A | TO | Blk | Stl |
| 2019-20 | 3-2 | 67 | 22.3 | 13-22 | .591 | 2-5 | .400 | 9-10 | .900 | 0 | 9 | 9 | 3.0 | 2 | 0 | 3 | 10 | 0 | 0 |
| Ohio Valley Conference Games Only | | | | | | | | | | | | | | | | | | | |
| Season | G-GS | Min | Avg | FG-FGA | Pct | 3FG-3FGA | Pct | FT-FTA | Pct | Off | Def | Tot | Avg | PF | FQ | A | TO | Blk | Stl |
| 2019-20 | | | | | | | | | | | | | | | | | | | |



2019-20 BASKETBALL NOTES



► Guard
► Sophomore (3)
► 6-4 ► 205
► Houston, Texas
► ASPIRE Academy (Ky.)

NYGAL RUSSELL

25

2019-20: Played the first four games off the bench...Averages two points per contest...Scored six points and had two rebounds in 24 minutes at Vanderbilt (11/6).

Russell's Game-by-Game Statistics

| 2019-20 | FG | 3P | FT | Q/D | REB | E | PTS | A | TO | B | S | M |
|-------------------------|------|-----|-----|-----|-----|---|-----|---|----|---|---|----|
| at Vanderbilt | 3-8 | 0-4 | 0-0 | 0/2 | 2 | 2 | 6 | 0 | 2 | 0 | 0 | 24 |
| Purdue Fort Wayne | 0-1 | 0-0 | 0-0 | 0/0 | 0 | 0 | 0 | 0 | 0 | 0 | 0 | 5 |
| The Citadel | 1-4 | 0-2 | 0-0 | 0/1 | 1 | 0 | 2 | 0 | 2 | 0 | 1 | 10 |
| Missouri S&T | 0-2 | 0-1 | 0-0 | 0/1 | 1 | 0 | 0 | 0 | 0 | 0 | 1 | 10 |
| vs. Cal State Fullerton | | | | | | | | | | | | |
| at Santa Clara | | | | | | | | | | | | |
| vs. Denver | | | | | | | | | | | | |
| at Abilene Christian | | | | | | | | | | | | |
| at Drake | | | | | | | | | | | | |
| at Youngstown State | | | | | | | | | | | | |
| at Ohio State | | | | | | | | | | | | |
| at Southern Illinois | | | | | | | | | | | | |
| Missouri Baptist | | | | | | | | | | | | |
| at Austin Peay | | | | | | | | | | | | |
| at Murray State | | | | | | | | | | | | |
| Belmont | | | | | | | | | | | | |
| Tennessee State | | | | | | | | | | | | |
| Austin Peay | | | | | | | | | | | | |
| Murray State | | | | | | | | | | | | |
| at SIU Edwardsville | | | | | | | | | | | | |
| at Eastern Illinois | | | | | | | | | | | | |
| at Morehead State | | | | | | | | | | | | |
| at Eastern Kentucky | | | | | | | | | | | | |
| Jacksonville State | | | | | | | | | | | | |
| Tennessee Tech | | | | | | | | | | | | |
| UT Martin | | | | | | | | | | | | |
| SIU Edwardsville | | | | | | | | | | | | |
| at Jacksonville State | | | | | | | | | | | | |
| at Tennessee Tech | | | | | | | | | | | | |
| Eastern Illinois | | | | | | | | | | | | |
| at UT Martin | | | | | | | | | | | | |
| Total | 4-15 | 0-7 | 0-0 | 0/4 | 4 | 2 | 8 | 0 | 4 | 0 | 2 | 49 |

* - Game Started

2019-20 Season-Highs

| | | |
|----------------------------|----|----------------------------|
| Points | 6 | at Vanderbilt (11/6/19) |
| Total Rebounds | 2 | at Vanderbilt (11/6/19) |
| Offensive | - | - |
| Defensive | 2 | at Vanderbilt (11/6/19) |
| FG Made | 3 | at Vanderbilt (11/6/19) |
| FG Attempted | 8 | at Vanderbilt (11/6/19) |
| 3-Point FG Made | - | - |
| 3-Point FG Attempted | 4 | at Vanderbilt (11/6/19) |
| FT Made | - | - |
| FT Attempted | - | - |
| Assists | - | - |
| Blocks | - | - |
| Steals | 1 | vs. The Citadel (11/19/19) |
| Minutes | 24 | at Vanderbilt (11/6/19) |

Career-Highs


| | | |
|----------------------------|----|---------------------------------------|
| Points | 12 | at Murray State (2/23/19) |
| Total Rebounds | 8 | vs. Belmont (3/2/19) |
| Offensive | 3 | at Mississippi Valley State (12/4/18) |
| Defensive | 7 | vs. Belmont (3/2/19) |
| FG Made | 5 | vs. Tennessee Tech (2/7/19) |
| FG Attempted | 9 | vs. Tennessee Tech (2/7/19) |
| 3-Point FG Made | 3 | at SIU Edwardsville (1/3/19) |
| 3-Point FG Attempted | 5 | at SIU Edwardsville (1/3/19) |
| FT Made | 8 | at Austin Peay (2/21/19) |
| FT Attempted | 8 | at Austin Peay (2/21/19) |
| Assists | 6 | at Eastern Illinois (2/16/19) |
| Blocks | 1 | at SIU Edwardsville (1/3/19) |
| Steals | 3 | vs. Tennessee Tech (2/7/19) |
| Minutes | 27 | vs. Belmont (3/2/19) |

Russell's Career Statistics at Southeast Missouri

| Overall | | | | | | | | | | | | | | | | | | | |
|-----------------------------------|------|-----|------|--------|------|----------|------|--------|------|-----|-----|-----|-----|----|----|----|----|-----|-----|
| Season | G-GS | Min | Avg | FG-FGA | Pct | 3FG-3FGA | Pct | FT-FTA | Pct | Off | Def | Tot | Avg | PF | FQ | A | TO | Blk | Stl |
| 2018-19 | 31-9 | 499 | 16.1 | 53-147 | .361 | 16-53 | .302 | 43-62 | .694 | 13 | 69 | 82 | 2.6 | 60 | 2 | 44 | 40 | 2 | 13 |
| 2019-20 | 3-0 | 59 | 19.7 | 4-13 | .308 | 0-6 | .000 | 0-0 | .000 | 0 | 3 | 3 | 1.0 | 2 | 0 | 0 | 4 | 0 | 1 |
| Total | 34-9 | 558 | 16.4 | 57-160 | .356 | 16-59 | .271 | 43-62 | .694 | 13 | 72 | 85 | 2.5 | 62 | 2 | 44 | 44 | 2 | 14 |
| Ohio Valley Conference Games Only | | | | | | | | | | | | | | | | | | | |
| Season | G-GS | Min | Avg | FG-FGA | Pct | 3FG-3FGA | Pct | FT-FTA | Pct | Off | Def | Tot | Avg | PF | FQ | A | TO | Blk | Stl |
| 2018-19 | 18-8 | 297 | 16.5 | 33-93 | .355 | 11-34 | .324 | 37-50 | .740 | 7 | 33 | 40 | 2.2 | 38 | 1 | 28 | 24 | 2 | 8 |
| 2019-20 | | | | | | | | | | | | | | | | | | | |
| Total | | | | | | | | | | | | | | | | | | | |



2019-20 BASKETBALL NOTES



- Forward
- Sophomore (2)
- 6-8 ► 210
- Richmond, Texas
- Combine Academy (N.C.)

SAGE TOLBERT

23

2019-20: Scored double figures for the first time this season when he finished with 12 points and eight rebounds vs. Purdue Fort Wayne (11/10)... Had nine points, seven rebounds, one assist and a steal in his first start of the season at Vanderbilt (11/6)...Is tied for second on the team in scoring with 10.5 points a game...Ranks second on the team in rebounding with 7.5 boards per contest...Scored a season-high 16 points and had nine rebounds vs. Missouri S&T (11/22)...Ranks tied for 24th in the Ohio Valley Conference in scoring, tied for sixth in rebounding, fifth in field goal percentage (.615), sixth in offensive rebounds (3.0 rpg), tied for 13th in defensive rebounds (4.5) and 20th in minutes played (28.3).

Tolbert's Game-by-Game Statistics

| 2019-20 | FG | 3P | FT | O/D | REB | F | PTS | A | TO | B | S | M |
|-------------------------|-------|-----|-------|-------|-----|----|-----|---|----|---|---|-----|
| at Vanderbilt* | 3-8 | 0-0 | 3-4 | 2/5 | 7 | 1 | 9 | 1 | 3 | 0 | 1 | 29 |
| Purdue Fort Wayne* | 4-6 | 0-0 | 3-6 | 2/6 | 8 | 2 | 11 | 1 | 2 | 0 | 2 | 22 |
| The Citadel* | 3-5 | 0-0 | 0-1 | 4/2 | 6 | 4 | 6 | 1 | 2 | 0 | 1 | 28 |
| Missouri S&T* | 6-7 | 0-0 | 4-8 | 4/5 | 9 | 4 | 16 | 2 | 1 | 0 | 1 | 34 |
| vs. Cal State Fullerton | | | | | | | | | | | | |
| at Santa Clara | | | | | | | | | | | | |
| vs. Denver | | | | | | | | | | | | |
| at Abilene Christian | | | | | | | | | | | | |
| at Drake | | | | | | | | | | | | |
| at Youngstown State | | | | | | | | | | | | |
| at Ohio State | | | | | | | | | | | | |
| at Southern Illinois | | | | | | | | | | | | |
| Missouri Baptist | | | | | | | | | | | | |
| at Austin Peay | | | | | | | | | | | | |
| at Murray State | | | | | | | | | | | | |
| Belmont | | | | | | | | | | | | |
| Tennessee State | | | | | | | | | | | | |
| Austin Peay | | | | | | | | | | | | |
| Murray State | | | | | | | | | | | | |
| at SIU Edwardsville | | | | | | | | | | | | |
| at Eastern Illinois | | | | | | | | | | | | |
| at Morehead State | | | | | | | | | | | | |
| at Eastern Kentucky | | | | | | | | | | | | |
| Jacksonville State | | | | | | | | | | | | |
| Tennessee Tech | | | | | | | | | | | | |
| UT Martin | | | | | | | | | | | | |
| SIU Edwardsville | | | | | | | | | | | | |
| at Jacksonville State | | | | | | | | | | | | |
| at Tennessee Tech | | | | | | | | | | | | |
| Eastern Illinois | | | | | | | | | | | | |
| at UT Martin | | | | | | | | | | | | |
| Total | 16-26 | 0-0 | 10-19 | 12/18 | 30 | 11 | 42 | 5 | 8 | 0 | 5 | 113 |

* - Game Started

2019-20 Season-Highs

| | | |
|----------------------------|----|--------------------------------------|
| Points | 16 | vs. Missouri S&T (11/22/19) |
| Total Rebounds | 9 | vs. Missouri S&T (11/22/19) |
| Offensive | 4 | 2x, last vs. Missouri S&T (11/22/19) |
| Defensive | 6 | vs. Purdue Fort Wayne (11/10/19) |
| FG Made | 6 | vs. Missouri S&T (11/22/19) |
| FG Attempted | 8 | at Vanderbilt (11/6/19) |
| 3-Point FG Made | - | - |
| 3-Point FG Attempted | - | - |
| FT Made | 4 | vs. Missouri S&T (11/22/19) |
| FT Attempted | 8 | vs. Missouri S&T (11/22/19) |
| Assists | 2 | vs. Missouri S&T (11/22/19) |
| Blocks | - | - |
| Steals | 2 | vs. Purdue Fort Wayne (11/10/19) |
| Minutes | 34 | vs. Missouri S&T (11/22/19) |

Career-Highs


| | | |
|----------------------------|----|---|
| Points | 18 | vs. Eastern Kentucky (1/24/19) |
| Total Rebounds | 11 | at Mississippi Valley State (12/4/18) |
| Offensive | 5 | at Bradley (11/10/18) |
| Defensive | 10 | at Mississippi Valley State (12/4/18) |
| FG Made | 8 | vs. Eastern Kentucky (1/24/19) |
| FG Attempted | 9 | vs. Eastern Kentucky (1/24/19) |
| 3-Point FG Made | 1 | 3x, last at Belmont (1/31/19) |
| 3-Point FG Attempted | 2 | vs. Western Illinois (12/1/18) |
| FT Made | 8 | vs. Tennessee State (2/28/19) |
| FT Attempted | 13 | vs. Tennessee State (2/28/19) |
| Assists | 2 | vs. Missouri S&T (11/22/19) |
| Blocks | 2 | 2x, last at Murray State (2/23/19) |
| Steals | 2 | 2x, last vs. Purdue Fort Wayne (11/10/19) |
| Minutes | 34 | vs. Missouri S&T (11/22/19) |

Tolbert's Career Statistics at Southeast Missouri

| Overall | | | | | | | | | | | | | | | | | | | | | |
|-----------------------------------|-------|-----|------|--------|------|----------|------|--------|------|-----|-----|-----|-----|-----|----|----|----|-----|-----|-----|-----|
| Season | G-GS | Min | Avg | FG-FGA | Pct | 3FG-3FGA | Pct | FT-FTA | Pct | Off | Def | Tot | Avg | PF | FO | A | TO | Blk | Stl | Pts | Avg |
| 2018-19 | 31-27 | 628 | 20.3 | 72-158 | .456 | 3-8 | .375 | 47-86 | .547 | 55 | 101 | 156 | 5.0 | 96 | 8 | 8 | 63 | 18 | 15 | 194 | 6.3 |
| 2019-20 | 3-3 | 79 | 26.3 | 10-19 | .526 | 0-0 | .000 | 6-11 | .545 | 8 | 13 | 21 | 7.0 | 7 | 0 | 3 | 7 | 0 | 4 | 26 | 8.7 |
| Total | 34-30 | 707 | 20.8 | 82-177 | .463 | 3-8 | .375 | 53-97 | .546 | 63 | 114 | 177 | 5.2 | 103 | 8 | 11 | 70 | 18 | 19 | 220 | 6.5 |
| Ohio Valley Conference Games Only | | | | | | | | | | | | | | | | | | | | | |
| Season | G-GS | Min | Avg | FG-FGA | Pct | 3FG-3FGA | Pct | FT-FTA | Pct | Off | Def | Tot | Avg | PF | FO | A | TO | Blk | Stl | Pts | Avg |
| 2018-19 | 18-14 | 346 | 19.2 | 40-87 | .460 | 2-4 | .500 | 31-52 | .596 | 27 | 48 | 75 | 4.2 | 52 | 5 | 3 | 32 | 11 | 7 | 113 | 6.3 |
| 2019-20 | | | | | | | | | | | | | | | | | | | | | |
| Total | | | | | | | | | | | | | | | | | | | | | |



2019-20 BASKETBALL NOTES



- Forward
- Senior (5)
- 6-8 ► 215
- Mobile, Ala.
- Gardendale H.S.
- McNeese State

QUATTARIUS WILSON 10

2019-20: Is averaging 10.5 points and 8.5 rebounds per game through four starts...Ranks tied for 24th in the Ohio Valley Conference in scoring, fourth in rebounding, tied for ninth in blocked shots, tied for fourth in offensive rebounds (3.3) and sixth in defensive rebounds (5.3)...Turned in a double-double 12 points and 13 rebounds in his first career Southeast Missouri start at Vanderbilt (11/6)...Added 11 points and eight boards vs. Purdue Fort Wayne (11/10)...Followed that up with eight points and seven rebounds vs. The Citadel (11/19)...Scored double figures in three of his first four starts.

Wilson's Game-by-Game Statistics

| 2019-20 | FG | 3P | FT | Q/D | REB | E | PTS | A | TO | B | S | M |
|-------------------------|-------|-----|-------|-------|-----|----|-----|---|----|---|---|----|
| at Vanderbilt* | 4-11 | 0-0 | 4-7 | 6/7 | 13 | 2 | 12 | 1 | 3 | 1 | 2 | 30 |
| Purdue Fort Wayne* | 3-8 | 0-1 | 5-6 | 3/5 | 8 | 5 | 11 | 4 | 1 | 0 | 2 | 26 |
| The Citadel* | 2-3 | 0-1 | 4-6 | 2/5 | 7 | 4 | 8 | 1 | 1 | 3 | 0 | 24 |
| Missouri S&T* | 3-7 | 1-1 | 4-8 | 2/4 | 6 | 3 | 11 | 1 | 2 | 0 | 0 | 19 |
| vs. Cal State Fullerton | | | | | | | | | | | | |
| at Santa Clara | | | | | | | | | | | | |
| vs. Denver | | | | | | | | | | | | |
| at Abilene Christian | | | | | | | | | | | | |
| at Drake | | | | | | | | | | | | |
| at Youngstown State | | | | | | | | | | | | |
| at Ohio State | | | | | | | | | | | | |
| at Southern Illinois | | | | | | | | | | | | |
| Missouri Baptist | | | | | | | | | | | | |
| at Austin Peay | | | | | | | | | | | | |
| at Murray State | | | | | | | | | | | | |
| Belmont | | | | | | | | | | | | |
| Tennessee State | | | | | | | | | | | | |
| Austin Peay | | | | | | | | | | | | |
| Murray State | | | | | | | | | | | | |
| at SIU Edwardsville | | | | | | | | | | | | |
| at Eastern Illinois | | | | | | | | | | | | |
| at Morehead State | | | | | | | | | | | | |
| at Eastern Kentucky | | | | | | | | | | | | |
| Jacksonville State | | | | | | | | | | | | |
| Tennessee Tech | | | | | | | | | | | | |
| UT Martin | | | | | | | | | | | | |
| SIU Edwardsville | | | | | | | | | | | | |
| at Jacksonville State | | | | | | | | | | | | |
| at Tennessee Tech | | | | | | | | | | | | |
| Eastern Illinois | | | | | | | | | | | | |
| at UT Martin | | | | | | | | | | | | |
| Total | 12-29 | 1-3 | 17-26 | 13/21 | 34 | 14 | 42 | 7 | 7 | 4 | 4 | 99 |

* - Game Started

2019-20 Season/Career-Highs

| | | |
|----------------------------|----|---|
| Points | 12 | at Vanderbilt (11/6/19) |
| Total Rebounds | 13 | at Vanderbilt (11/6/19) |
| Offensive | 6 | at Vanderbilt (11/6/19) |
| Defensive | 7 | at Vanderbilt (11/6/19) |
| FG Made | 4 | at Vanderbilt (11/6/19) |
| FG Attempted | 11 | at Vanderbilt (11/6/19) |
| 3-Point FG Made | 1 | vs. Missouri S&T (11/22/19) |
| 3-Point FG Attempted | 2 | 3x, last vs. Missouri S&T (11/22/19) |
| FT Made | 5 | vs. Purdue Fort Wayne (11/10/19) |
| FT Attempted | 8 | vs. Missouri S&T (11/22/19) |
| Assists | 4 | vs. Purdue Fort Wayne (11/10/19) |
| Blocks | 3 | vs. The Citadel (11/19/19) |
| Steals | 2 | 2x, last vs. Purdue Fort Wayne (11/10/19) |
| Minutes | 30 | at Vanderbilt (11/6/19) |

Wilson's Career Statistics at Southeast Missouri

| Overall | | | | | | | | | | | | | | | | | |
|-----------------------------------|------|-----|------|--------|------|----------|------|--------|------|-----|-----|-----|-----|----|----|---|----|
| Season | G-GS | Min | Avg | FG-FGA | Pct | 3FG-3FGA | Pct | FT-FTA | Pct | Off | Def | Tot | Avg | PF | FO | A | TO |
| 2019-20 | 3-3 | 100 | 33.3 | 9-22 | .409 | 0-2 | .000 | 13-19 | .684 | 11 | 17 | 28 | 9.3 | 11 | 1 | 6 | 5 |
| Ohio Valley Conference Games Only | | | | | | | | | | | | | | | | | |
| Season | G-GS | Min | Avg | FG-FGA | Pct | 3FG-3FGA | Pct | FT-FTA | Pct | Off | Def | Tot | Avg | PF | FO | A | TO |
| 2019-20 | | | | | | | | | | | | | | | | | |



SEASON/CAREER STATISTICS



2019-20 Southeast Missouri Basketball Southeast Missouri Season/Career Statistics (as of Nov 26, 2019) All games



SEASON STATISTICS

CAREER STATISTICS

| SUMMARY | gp-gs | min/g | fg% | 3fg% | ft% | r/g | a/g | stl | blk | pts/g | gp-gs | min/g | fg% | 3fg% | ft% | r/g | a/g | stl | blk | pts/g |
|--------------------|--------|-------|---------|------|--------|------|-----|-------|---------|-------|---------|-------|--------|------|------|-------|-----|-----|-----|-------|
| HARRIS, Chris | 2-0 | 27.0 | .600 | .714 | .800 | 3.0 | 1.0 | 0 | 1 | 15.5 | 2-0 | 27.0 | .600 | .714 | .800 | 3.0 | 1.0 | 0 | 1 | 15.5 |
| WILSON, Quatarrius | 4-4 | 24.8 | .414 | .333 | .630 | 8.5 | 1.8 | 4 | 4 | 10.5 | 4-4 | 24.8 | .414 | .333 | .630 | 8.5 | 1.8 | 4 | 4 | 10.5 |
| TOLBERT, Sage | 4-4 | 28.3 | .615 | .000 | .526 | 7.5 | 1.3 | 5 | 0 | 10.5 | 35-31 | 21.2 | .478 | .375 | .543 | 5.3 | 0.4 | 20 | 18 | 6.7 |
| NICHOLAS, DQ | 4-3 | 23.8 | .538 | .333 | .900 | 3.8 | 1.0 | 1 | 1 | 9.8 | 4-3 | 23.8 | .538 | .333 | .900 | 3.8 | 1.0 | 1 | 1 | 9.8 |
| CALDWELL, Alex | 4-4 | 31.0 | .316 | .267 | .667 | 2.8 | 2.8 | 2 | 1 | 9.0 | 28-9 | 22.1 | .423 | .370 | .759 | 2.0 | 1.8 | 24 | 6 | 8.7 |
| HOGAN, Skyler | 4-4 | 24.3 | .481 | .333 | .400 | 3.5 | 1.3 | 2 | 0 | 8.0 | 34-31 | 26.1 | .442 | .376 | .729 | 3.3 | 1.1 | 23 | 5 | 10.3 |
| AGNEW, Darrious | 4-0 | 10.5 | .409 | .000 | .571 | 2.3 | 0.0 | 2 | 0 | 5.5 | 4-0 | 10.5 | .409 | .000 | .571 | 2.3 | 0.0 | 2 | 0 | 5.5 |
| GABLE, Isaiah | 4-0 | 18.0 | .444 | .333 | .000 | 2.5 | 0.8 | 2 | 0 | 4.8 | 50-24 | 19.3 | .447 | .390 | .725 | 2.7 | 0.9 | 13 | 6 | 6.7 |
| KAO, Oscar | 4-1 | 12.5 | .400 | .200 | .250 | 1.3 | 0.8 | 0 | 0 | 3.5 | 24-1 | 8.9 | .492 | .500 | .625 | 0.8 | 1.0 | 6 | 0 | 3.3 |
| RUSSELL, Nygal | 4-0 | 12.3 | .267 | .000 | .000 | 1.0 | 0.0 | 2 | 0 | 2.0 | 35-9 | 15.7 | .352 | .267 | .694 | 2.5 | 1.3 | 15 | 2 | 4.9 |
| LOVE, Jordan | 2-0 | 2.5 | .000 | .000 | .000 | 0.0 | 0.0 | 0 | 0 | 0.0 | 2-0 | 2.5 | .000 | .000 | .000 | 0.0 | 0.0 | 0 | 0 | 0.0 |
| SCORING | fg-fga | fg% | 3fg-fga | 3fg% | ft-fta | ft% | pts | pts/g | fg-fga | fg% | 3fg-fga | 3fg% | ft-fta | ft% | pts | pts/g | | | | |
| HARRIS, Chris | 9-15 | .600 | 5-7 | .714 | 8-10 | .800 | 31 | 15.5 | 9-15 | .600 | 5-7 | .714 | 8-10 | .800 | 31 | 15.5 | | | | |
| WILSON, Quatarrius | 12-29 | .414 | 1-3 | .333 | 17-27 | .630 | 42 | 10.5 | 12-29 | .414 | 1-3 | .333 | 17-27 | .630 | 42 | 10.5 | | | | |
| TOLBERT, Sage | 16-26 | .615 | 0-0 | .000 | 10-19 | .526 | 42 | 10.5 | 88-184 | .478 | 3-8 | .375 | 57-105 | .543 | 236 | 6.7 | | | | |
| NICHOLAS, DQ | 14-26 | .538 | 2-6 | .333 | 9-10 | .900 | 39 | 9.8 | 14-26 | .538 | 2-6 | .333 | 9-10 | .900 | 39 | 9.8 | | | | |
| CALDWELL, Alex | 12-38 | .316 | 4-15 | .267 | 8-12 | .667 | 36 | 9.0 | 83-196 | .423 | 34-92 | .370 | 44-58 | .759 | 244 | 8.7 | | | | |
| HOGAN, Skyler | 13-27 | .481 | 4-12 | .333 | 2-5 | .400 | 32 | 8.0 | 133-301 | .442 | 50-133 | .376 | 35-48 | .729 | 351 | 10.3 | | | | |
| AGNEW, Darrious | 9-22 | .409 | 0-0 | .000 | 4-7 | .571 | 22 | 5.5 | 9-22 | .409 | 0-0 | .000 | 4-7 | .571 | 22 | 5.5 | | | | |
| GABLE, Isaiah | 8-18 | .444 | 3-9 | .333 | 0-1 | .000 | 19 | 4.8 | 115-257 | .447 | 67-172 | .390 | 37-51 | .725 | 334 | 6.7 | | | | |
| KAO, Oscar | 6-15 | .400 | 1-5 | .200 | 1-4 | .250 | 14 | 3.5 | 30-61 | .492 | 14-28 | .500 | 5-8 | .625 | 79 | 3.3 | | | | |
| RUSSELL, Nygal | 4-15 | .267 | 0-7 | .000 | 0-0 | .000 | 8 | 2.0 | 57-162 | .352 | 16-60 | .267 | 43-62 | .694 | 173 | 4.9 | | | | |
| LOVE, Jordan | 0-0 | .000 | 0-0 | .000 | 0-0 | .000 | 0 | 0.0 | 0-0 | .000 | 0-0 | .000 | 0-0 | .000 | 0 | 0.0 | | | | |
| TOTALS | o-reb | d-reb | t-reb | pf | fo | ast | to | a/to | o-reb | d-reb | t-reb | pf | fo | ast | to | a/to | | | | |
| HARRIS, Chris | 0 | 6 | 6 | 5 | 0 | 2 | 5 | 0.4 | 0 | 6 | 6 | 5 | 0 | 2 | 5 | 0.4 | | | | |
| WILSON, Quatarrius | 13 | 21 | 34 | 14 | 1 | 7 | 7 | 1.0 | 13 | 21 | 34 | 14 | 1 | 7 | 7 | 1.0 | | | | |
| TOLBERT, Sage | 12 | 18 | 30 | 11 | 0 | 5 | 8 | 0.6 | 67 | 119 | 186 | 107 | 8 | 13 | 71 | 0.2 | | | | |
| NICHOLAS, DQ | 0 | 15 | 15 | 4 | 0 | 4 | 11 | 0.4 | 0 | 15 | 15 | 4 | 0 | 4 | 11 | 0.4 | | | | |
| CALDWELL, Alex | 2 | 9 | 11 | 9 | 0 | 11 | 10 | 1.1 | 16 | 40 | 56 | 60 | 0 | 51 | 41 | 1.2 | | | | |
| HOGAN, Skyler | 1 | 13 | 14 | 7 | 0 | 5 | 6 | 0.8 | 17 | 95 | 112 | 49 | 0 | 38 | 41 | 0.9 | | | | |
| AGNEW, Darrious | 4 | 5 | 9 | 5 | 0 | 0 | 1 | 0.0 | 4 | 5 | 9 | 5 | 0 | 0 | 1 | 0.0 | | | | |
| GABLE, Isaiah | 2 | 8 | 10 | 5 | 0 | 3 | 1 | 3.0 | 23 | 110 | 133 | 83 | 0 | 43 | 39 | 1.1 | | | | |
| KAO, Oscar | 3 | 2 | 5 | 8 | 0 | 3 | 2 | 1.5 | 5 | 13 | 18 | 23 | 0 | 24 | 16 | 1.5 | | | | |
| RUSSELL, Nygal | 0 | 4 | 4 | 2 | 0 | 0 | 4 | 0.0 | 13 | 73 | 86 | 62 | 2 | 44 | 44 | 1.0 | | | | |
| LOVE, Jordan | 0 | 0 | 0 | 0 | 0 | 0 | 0 | 0.0 | 0 | 0 | 0 | 0 | 0 | 0 | 0 | 0.0 | | | | |



BOX SCORES

GAME 1

VANDERBILT 83, SOUTHEAST MISSOURI 65

November 6, 2019 • Memorial Gymnasium • Nashville, Tenn.

Southeast Mo. St. 65 • 0-1,0-0 OVC

| # | Player | | Total | | 3-Ptr | | Rebounds | | | | PF | TP | A | T | Blk | Stl | Min |
|--------|-------------------|---|-------|-----|-------|-----|----------|-----|----------|-----|----|----|----|----|--------------|-----|-----|
| | | | FG | FGA | FG | FGA | FT | FTA | Off | Def | | | | | | | |
| 10 | Quatarrius Wilson | f | 4-11 | 0-0 | 4-7 | 6 | 7 | 13 | 2 | 12 | 1 | 3 | 1 | 2 | 30 | | |
| 23 | Sage Tolbert | f | 3-8 | 0-0 | 3-4 | 5 | 7 | 1 | 9 | 1 | 3 | 1 | 0 | 29 | | | |
| 00 | Alex Caldwell | g | 3-8 | 0-3 | 2-2 | 0 | 4 | 4 | 3 | 8 | 1 | 1 | 0 | 32 | | | |
| 03 | Skyler Hogan | g | 1-2 | 0-0 | 0-0 | 0 | 1 | 1 | 1 | 2 | 1 | 1 | 0 | 9 | | | |
| 04 | Oscar Kao | g | 0-0 | 0-0 | 0-0 | 1 | 1 | 2 | 1 | 0 | 0 | 1 | 0 | 0 | 12 | | |
| 05 | Chris Harris | g | 6-9 | 2-3 | 1-2 | 0 | 1 | 1 | 2 | 15 | 0 | 3 | 1 | 0 | 28 | | |
| 11 | DQ Nicholas | g | 1-2 | 1-1 | 2-2 | 0 | 1 | 1 | 0 | 5 | 1 | 2 | 0 | 0 | 16 | | |
| 13 | Isaiah Gable | g | 1-4 | 0-1 | 0-1 | 2 | 0 | 2 | 1 | 2 | 0 | 0 | 0 | 0 | 10 | | |
| 25 | Nygal Russell | g | 3-8 | 0-4 | 0-0 | 0 | 2 | 2 | 2 | 6 | 0 | 1 | 0 | 0 | 24 | | |
| 44 | Darrious Agnew | g | 3-6 | 0-0 | 0-0 | 1 | 1 | 2 | 1 | 6 | 0 | 0 | 0 | 0 | 10 | | |
| Team | | | | | | | 2 | | 1 | | | | | | | | |
| Totals | | | 25-58 | | 3-13 | | 12-18 | | 14 24 38 | | 14 | | 65 | | 5 16 2 4 200 | | |

FG % 1st Half: 12-26 46.2% 2nd half: 13-32 40.6% Game: 25-58 43.1%
3FG % 1st Half: 2-7 28.6% 2nd half: 1-6 16.7% Game: 3-13 23.1%
FT % 1st Half: 6-10 60.0% 2nd half: 6-8 75.0% Game: 12-18 66.7%

Vanderbilt 83 • 1-0,0-0 SEC

| # | Player | Total | | 3-Ptr | | Rebounds | | | | | PF | TP | A | T | Blk | Stl | Min |
|--------|-------------------|-------|-------|-------|------|----------|-----|-----|-----|-------|----|----|---|---|-----|-----|-----|
| | | FG | FGA | FG | FGA | FT | FTA | Off | Def | Total | | | | | | | |
| 13 | Matthew Moyer | f | 1-5 | 0-3 | 0-0 | 0 | 6 | 6 | 2 | 2 | 0 | 0 | 1 | 2 | 1 | 21 | 13 |
| 15 | Clevon Brown | f | 6-9 | 3-4 | 0-0 | 5 | 3 | 8 | 0 | 15 | 0 | 2 | 2 | 0 | 1 | 31 | 15 |
| 24 | Aaron Nesmith | f | 8-12 | 7-11 | 2-2 | 0 | 4 | 4 | 2 | 25 | 2 | 2 | 2 | 1 | 2 | 34 | 24 |
| 02 | Scotty Pippen Jr. | g | 2-8 | 1-4 | 2-4 | 0 | 2 | 2 | 2 | 7 | 6 | 2 | 0 | 2 | 0 | 26 | 02 |
| 03 | Maxwell Evans | g | 2-3 | 2-3 | 0-1 | 0 | 1 | 1 | 2 | 6 | 3 | 1 | 0 | 0 | 24 | 03 | |
| 00 | Saben Lee | g | 8-16 | 1-5 | 4-6 | 1 | 3 | 4 | 3 | 21 | 4 | 0 | 0 | 0 | 1 | 28 | 00 |
| 01 | Dylan Disu | g | 0-5 | 0-4 | 0-0 | 1 | 4 | 5 | 2 | 0 | 0 | 0 | 1 | 2 | 18 | 01 | |
| 04 | Jordan Wright | g | 0-0 | 0-0 | 0-0 | 0 | 1 | 1 | 0 | 0 | 1 | 2 | 1 | 0 | 8 | 04 | |
| 50 | Ejike Obinna | g | 3-3 | 0-0 | 1-1 | 0 | 0 | 0 | 3 | 7 | 0 | 1 | 1 | 1 | 8 | 50 | |
| 55 | Oton Jankovic | g | 0-0 | 0-0 | 0-0 | 0 | 0 | 0 | 1 | 0 | 1 | 1 | 0 | 1 | 2 | 55 | |
| Team | | | | | | 3 | 1 | 4 | | | | | | | | | |
| Totals | | | 30-61 | 14-34 | 9-14 | 10 | 25 | 35 | 18 | 83 | 17 | 12 | 8 | 8 | 200 | | |

FG % 1st Half: 13-30 43.3% 2nd half: 17-31 54.8% Game: 30-61 49.2%
3FG % 1st Half: 5-17 29.4% 2nd half: 9-17 52.9% Game: 14-34 41.2%
FT % 1st Half: 1-3 33.3% 2nd half: 8-11 72.7% Game: 9-14 64.3%

Officials: Will Howard, Steven Anderson, Doug Shows
Technical fouls: Southeast Mo. St.-TEAM, Vanderbilt-None.
Attendance: 8097
2019-20 Men's Basketball. Round: 0. Southeast Mo. St. vs Vanderbilt. Played at

| Score by periods | 1st | 2nd | Total |
|-------------------|-----|-----|-------|
| Southeast Mo. St. | 32 | 33 | 65 |
| Vanderbilt | 32 | 51 | 83 |

| Points | In | Off | 2nd | Fast | Bench |
|--------|----|-----|-----|------|-------|
| | | | | | |
| SEMO | 42 | 10 | 17 | 13 | 34 |
| Vandy | 30 | 17 | 4 | 15 | 28 |

GAME 3

THE CITADEL 74, SOUTHEAST MISSOURI 69

November 19, 2019 • Show Me Center • Cape Girardeau, Mo.

The Citadel 74 • 1-3

| # | Player | | Total | | 3-Ptr | | Rebounds | | | PF | TP | A | T | Blk | Stl | Min |
|--------|----------------------|---|-------|-----|-------|-----|----------|-----|---------|----|----|---|----|-----|---------------|-----|
| | | | FG | FGA | FG | FGA | FT | FTA | Off | | | | | | | |
| 23 | Kaelon Harris | r | 4-9 | 2-3 | 10-12 | 0 | 12 | 12 | 4 | 20 | 1 | 3 | 0 | 1 | 30 | |
| 33 | Hayden Brown | f | 3-8 | 0-2 | 0-0 | 0 | 0 | 0 | 0 | 6 | 1 | 1 | 0 | 0 | 31 | |
| 05 | Fletcher Abree | g | 3-7 | 2-5 | 0-0 | 0 | 1 | 1 | 3 | 8 | 3 | 0 | 0 | 0 | 33 | |
| 11 | Kaiden Rice | g | 8-15 | 4-9 | 0-0 | 1 | 2 | 3 | 1 | 20 | 0 | 1 | 0 | 0 | 31 | |
| 13 | Tyson Batista | g | 2-7 | 0-0 | 0-0 | 3 | 6 | 9 | 4 | 4 | 11 | 7 | 0 | 0 | 36 | |
| 03 | Rudy Fitzgibbons III | g | 0-5 | 0-2 | 0-1 | 0 | 0 | 0 | 0 | 0 | 2 | 0 | 0 | 0 | 11 | |
| 14 | Brady Spence | g | 1-1 | 0-0 | 0-0 | 0 | 2 | 2 | 1 | 2 | 0 | 1 | 0 | 0 | 5 | |
| 25 | Alex Reed | g | 2-3 | 2-3 | 0-0 | 4 | 5 | 4 | 6 | 0 | 3 | 0 | 0 | 0 | 18 | |
| 31 | Eddie Davis III | g | 3-4 | 1-1 | 1-2 | 1 | 3 | 4 | 1 | 8 | 4 | 2 | 0 | 0 | 25 | |
| 32 | Derek Webster Jr. | g | 0-0 | 0-0 | 0-0 | 0 | 0 | 0 | 0 | 0 | 0 | 0 | 0 | 0 | 0+ | |
| Team | | | | | | | 3 | | 2 | | | | | | | |
| Totals | | | 26-59 | | 11-25 | | 11-15 | | 9 32 41 | | 18 | | 74 | | 22 18 0 5 200 | |

FG % 1st Half: 14-35 40.0% 2nd half: 12-24 50.0% Game: 26-59 44.1%
3FG % 1st Half: 7-19 36.8% 2nd half: 4-6 66.7% Game: 11-25 44.0%
FT % 1st Half: 5-6 83.3% 2nd half: 6-9 66.7% Game: 11-15 73.3%

Southeast Missouri 69 • 1-2

| # | Player | Total | | 3-Ptr | | Rebounds | | PF | TP | A | T | Blk | Stl | Min | |
|--------|--------------------|-------|-------|-------|-------|----------|-----|----|----|----|---|-----|-----|-----|-----|
| | | FG | FGA | FG | FGA | FT | FTA | | | | | | | | |
| 10 | WILSON, Quatarrius | f | 2-3 | 0-1 | 0-6 | 2 | 5 | 7 | 4 | 8 | 1 | 1 | 3 | 0 | 28 |
| 23 | TOLBERT, Sage | f | 3-5 | 0-0 | 0-1 | 4 | 2 | 6 | 4 | 6 | 1 | 2 | 0 | 1 | 24 |
| 00 | CALDWELL, Alex | f | 1-9 | 0-4 | 2-4 | 1 | 0 | 1 | 3 | 4 | 6 | 5 | 0 | 2 | 28 |
| 03 | HOGAN, Skyler | g | 5-11 | 1-6 | 0-1 | 0 | 5 | 5 | 2 | 11 | 0 | 3 | 0 | 2 | 31 |
| 11 | NICHOLAS, DQ | g | 9-16 | 1-3 | 5-6 | 0 | 6 | 6 | 1 | 24 | 0 | 6 | 0 | 0 | 29 |
| 02 | LOVE, Jordan | g | 0-0 | 0-0 | 0-0 | 0 | 0 | 0 | 0 | 0 | 0 | 0 | 0 | 0 | 4 |
| 04 | KAO, Oscar | g | 1-4 | 0-1 | 0-0 | 1 | 0 | 1 | 2 | 2 | 0 | 0 | 0 | 0 | 10 |
| 13 | GABLE, Isaiah | g | 3-5 | 2-4 | 0-0 | 0 | 4 | 4 | 1 | 8 | 1 | 0 | 0 | 2 | 25 |
| 25 | RUSSELL, Nygal | g | 1-4 | 0-2 | 0-0 | 0 | 1 | 1 | 0 | 2 | 0 | 2 | 0 | 1 | 10 |
| 44 | AGNEW, Darrious | g | 2-5 | 0-0 | 0-0 | 1 | 2 | 3 | 2 | 4 | 0 | 0 | 0 | 1 | 1 |
| Team | | | | | | 1 | 2 | 2 | | | | | | | |
| Totals | | | 27-62 | 4-21 | 11-18 | 10 | 26 | 36 | 19 | 69 | 9 | 19 | 3 | 8 | 200 |

FG % 1st Half: 12-28 42.9% 2nd half: 15-34 44.1% Game: 27-62 43.5%
3FG % 1st Half: 4-14 28.6% 2nd half: 0-7 0.0% Game: 4-21 19.0%
FT % 1st Half: 4-6 66.7% 2nd half: 7-12 58.3% Game: 11-18 61.1%

Officials: Gene Grimeshaw, Chase Vaden, Kyle Regetz
Technical fouls: The Citadel-None, Southeast Missouri-None.
Attendance: 1087

| Score by periods | 1st | 2nd | Total |
|--------------------|-----|-----|-------|
| The Citadel | 40 | 34 | 74 |
| Southeast Missouri | 32 | 37 | 69 |

| Points | In | Off | 2nd | Fast | Bench |
|--------|----|-----|-----|------|-------|
| | | | | | |
| CIT | 26 | 17 | 15 | 2 | 16 |
| SEMO | 36 | 15 | 12 | 10 | 16 |

GAME 2

SOUTHEAST MISSOURI 79, PURDUE FORT WAYNE 78

November 10, 2019 • Show Me Center • Cape Girardeau, Mo.

Purdue Fort Wayne 78 • 1-2

| # | Player | | Total | | 3-Ptr | | Rebounds | | | PF | TP | A | T | Blk | Stl | Min |
|------|------------------|---|-------|-------|-------|-----|----------|-----|-----|----|----|----|---|-----|-----|-----|
| | | | FG | FGA | FG | FGA | FT | FTA | Off | | | | | | | |
| 11 | CARL, Dylan | f | 5-7 | 1-1 | 0-1 | 1 | 1 | 2 | 5 | 11 | 1 | 3 | 0 | 0 | 26 | |
| 13 | HOLBA, Matt | f | 4-13 | 3-11 | 6-7 | 1 | 8 | 9 | 3 | 17 | 4 | 0 | 0 | 0 | 30 | |
| 01 | GODFREY, Jarred | g | 0-3 | 0-2 | 2-2 | 1 | 3 | 4 | 3 | 2 | 7 | 5 | 0 | 0 | 27 | |
| 02 | PATRICK, Brian | g | 9-20 | 2-8 | 4-5 | 4 | 8 | 12 | 2 | 24 | 0 | 2 | 0 | 0 | 32 | |
| 41 | DEBERRY, Marcus | g | 4-7 | 3-4 | 1-2 | 0 | 3 | 3 | 1 | 12 | 1 | 0 | 0 | 0 | 33 | |
| 05 | ROLLINS, Tionne | g | 2-8 | 1-3 | 1-1 | 1 | 1 | 2 | 2 | 6 | 0 | 0 | 0 | 0 | 12 | |
| 15 | BILLUPS, Deonte | g | 2-4 | 0-2 | 2-3 | 1 | 0 | 1 | 4 | 6 | 0 | 2 | 0 | 0 | 12 | |
| 24 | BLACK, DeMierre | g | 0-0 | 0-0 | 0-0 | 0 | 0 | 0 | 2 | 0 | 2 | 3 | 0 | 0 | 14 | |
| 34 | BENFORD, Cameron | g | 0-2 | 0-0 | 0-1 | 4 | 2 | 6 | 4 | 0 | 0 | 0 | 0 | 0 | 13 | |
| 35 | GRUNDY, Rylen | g | 0-0 | 0-0 | 0-0 | 0 | 0 | 0 | 0 | 0 | 0 | 0 | 0 | 0 | 1 | |
| Team | | | 26-64 | 10-31 | 16-22 | 15 | 27 | 42 | 26 | 78 | 15 | 15 | 0 | 2 | 200 | |

FG % 1st Half: 11-31 35.5% 2nd half: 15-33 45.5% Game: 26-64 40.6%
3FG % 1st Half: 6-18 33.3% 2nd half: 4-13 30.8% Game: 10-31 32.3%
FT % 1st Half: 4-7 57.1% 2nd half: 12-15 80.0% Game: 16-22 72.7%

Southeast Missouri 79 • 1-1

| # | Player | Total | | 3-Ptr | | Rebounds | | PF | TP | A |
|---|--------|-------|--|-------|--|----------|--|----|----|---|
|---|--------|-------|--|-------|--|----------|--|----|----|---|