

YOUR REDHAWKS

2019 SOUTHEAST MISSOURI FOOTBALL

GAME
11



#15 SOUTHEAST MISSOURI (7-3, 5-1) AT EASTERN ILLINOIS (1-9, 1-5)

Date Saturday, November 16, 2019
Kickoff Noon, CT
Location Charleston, Ill.
Stadium O'Brien Field (10,000)
Surface Matrix Turf
Weather Forecast Partly Cloudy, 44°
Series History EIU leads, 18-8
Head Coaches Tom Matukewicz (32-37 overall;
 31-37 at SEMO; 23-22 OVC);
 Adam Cushing (1-9 overall;
 1-9 at EIU; 1-5 OVC).

Last 10 Meetings

9/19/09	L	14-23	Cape Girardeau, Mo.
10/2/10	W	28-13	Charleston, Ill.
10/1/11	W	37-30	Cape Girardeau, Mo.
11/10/12	L	20-39	Charleston, Ill.
10/19/13	L	33-55	Charleston, Ill.
10/18/14	L	13-52	Cape Girardeau, Mo.
10/10/15	L	28-33	Charleston, Ill.
10/1/16	W	21-14	Cape Girardeau, Mo.
9/23/17	L	16-19	Charleston, Ill.
11/17/18	W	38-32	Cape Girardeau, Mo.

Strategic Communications

Jeff Honza
 Assistant Director of Athletics
Phone: (573) 651-2933
Email: redhawk1@me.com

#LETSSOAR

Gameday Coverage



Radio:  Erik Sean

Video: 

Live Stats: EIUPanthers.com

Twitter: @SEMOfotball

2019 SCHEDULE/RESULTS

	AUGUST 29 Southern Illinois	W, 44-26	99.3 FM
	<i>Black Out/War for the Wheel</i>		
	SEPTEMBER 7 at #13 Montana State	L, 17-38	99.3 FM
	SEPTEMBER 14 at Missouri	L, 0-50	99.3 FM
			
	SEPTEMBER 21 West Virginia State	W, 56-10	99.3 FM
	<i>Family Weekend</i>		
	OCTOBER 5 Tennessee Tech*	W, 43-37 ^{20T}	99.3 FM
			
	OCTOBER 12 at Austin Peay*	L, 24-28	99.3 FM
			
	OCTOBER 19 at #14 Jacksonville State*	W, 24-21	99.3 FM
			
	OCTOBER 26 UT Martin*	W, 17-10	99.3 FM
	<i>Homecoming</i>		
	NOVEMBER 2 at Tennessee State*	W, 32-13	99.3 FM
			
	NOVEMBER 9 Eastern Kentucky*	W, 38-31	99.3 FM
			
	NOVEMBER 16 at Eastern Illinois*	Noon, CT	99.3 FM
			
	NOVEMBER 23 Murray State*	1 p.m., CT	99.3 FM
	<i>Senior Day</i>		

■ Home Game * Ohio Valley Conference Game

Redhawks Head to Eastern Illinois

#15 Southeast Missouri (7-3, 5-1) travels to Eastern Illinois (1-9, 1-5) for its final road game of the regular season. Kickoff is set for Noon, CT, at O'Brien Field.

Follow the Redhawks

Fans can listen to Saturday's game live on the radio at Real Rock 99.3 FM. Erik Sean will call the action. Watch live on ESPN+. Live stats can be accessed online at GoSoutheast.com. Twitter updates provided @SEMOfotball.

Series History

Eastern Illinois holds a 18-8 lead in its all-time series against Southeast Missouri. The Redhawks have won two of the last three meetings between these teams. Both of those victories came in Cape Girardeau. SEMO is looking to snap a four-game losing skid against the Panthers in Charleston. The Redhawks last won at O'Brien Field on Oct. 2, 2010 (28-13).

Redhawks in First Place

Southeast Missouri (5-1) and Austin Peay (5-1) are tied for first in the Ohio Valley Conference standings. The Redhawks carry a season-long four-game winning streak to Charleston, Illinois Saturday. SEMO can clinch at least a share of this year's OVC title if it beats Eastern Illinois on the road and finishes with a win over Murray State (Nov. 23) at home.

Matukewicz vs. Eastern Illinois

Tom Matukewicz is 2-3 against Eastern Illinois as Southeast Missouri's head coach. Both of Matukewicz's wins over the Panthers

THIS IS SEMO

Southeast Missouri or SEMO is the preferred reference for Southeast Missouri State University athletic teams. Southeastern Missouri State is not an acceptable reference.



came in Cape Girardeau -- Oct. 1, 2016 (21-14) and Nov. 17, 2018 (38-32)./

Home Winning Streak

The Redhawks are on a 12-game winning streak at Houck Field. Southeast Missouri went undefeated at 6-0 in Cape Girardeau a year ago and won its season-finale at home in 2017 before going 5-0 at home this year. It is currently the longest home winning streak in the Ohio Valley Conference and longest in the Redhawks NCAA Division I era.

Road Winning Streak

Southeast Missouri goes after its third-straight win on the road when it heads to Eastern Illinois this weekend. The Redhawks beat then-#14 Jacksonville State, 24-21, on Oct. 19 and Tennessee State, 32-13, on Nov. 2 in their previous two away contests. If SEMO wins Saturday, it will be on a three-game road winning streak for the first time in nine years. The Redhawks last won three-straight road games in 2010, the year they won their only Ohio Valley Conference title.



2019 SOUTHEAST MISSOURI FOOTBALL NOTES / EASTERN ILLINOIS GAME

Back-to-Back Winning Seasons

With its win over Eastern Kentucky (Nov. 9), Southeast Missouri secured a winning season for the second-straight year. Tom Matukewicz's Redhawks are the first to post back-to-back winning seasons during the school's NCAA Division I history (since 1991). SEMO now has five winning seasons since moving to the Division I ranks. Prior to this year, each of the first four winning seasons came eight years apart (1994, 2002, 2010, 2018). Overall, this is the first time SEMO clinched back-to-back winning seasons since 1989 (7-4) and 1990 (7-3).

Four in a Row

The Redhawks are on a four-game winning streak, presently the longest in the Ohio Valley Conference. Southeast Missouri won six of its last seven games. The winning streak is SEMO's longest of the season.

What a Comeback

Southeast Missouri trailed, 31-14, with 10:11 remaining in the third quarter against Eastern Kentucky (Nov. 9) before scoring 24 unanswered points to pull off its 38-31 come-from-behind win. The Redhawks scored 17 fourth-quarter points with Zion Custis scoring two rushing touchdowns, including the game-winner with 37 seconds left. SEMO also overcame a season-high five turnovers in its victory over the Colonels.

Another Huge Game for Wilkerson

Kristian Wilkerson caught 10 passes for a season-high 254 yards and two touchdowns in Southeast Missouri's win over Eastern Kentucky (Nov. 9). Wilkerson averaged 25.4 yards per catch and scored on receptions of 68 and 45 yards. His 254 receiving yards are the most by any player in the Ohio Valley Conference this season. Wilkerson now holds the top two single-game receiving yard marks in school history.

Over 5,000

Daniel Santacaterina recently went over 5,000 yards of total offense in his Southeast Missouri career. Santacaterina presently has 5,172 total yards (4,856 passing, 316 rushing) as SEMO's

quarterback. He ranks fourth all-time among the school's career leaders in that category. Santacaterina became the fourth quarterback to accumulate 5,000 or more career total yards in program history.

Santacaterina Nears 5,000 Passing Yards

Daniel Santacaterina needs 144 passing yards to reach 5,000 in his career. Santacaterina ranks fourth among the school's all-time career leaders with 4,856 passing yards. If he hits that milestone, Santacaterina will become just the third quarterback in Southeast Missouri football history to throw for 5,000 or more yards. Jason Liley (6,179, 1989-92) and Jeff Brown (5,853, 1983-87) are the others.

Closing In

Quarterback Daniel Santacaterina is just three touchdown passes away from breaking Southeast Missouri's all-time career record. Santacaterina threw for 43 touchdowns as SEMO's starting signal-caller. Jeff Brown (1983-87) currently holds the all-time career record with 45 passing touchdowns.

Hall Eyes 100 Tackles

Senior linebacker Zach Hall is just nine tackles away from getting 100 this season. Hall leads the Redhawks with 91 stops through 10 starts. If he hits the mark, Hall will become the first Southeast Missouri player to finish with 100 or more tackles in back-to-back seasons since fellow linebacker Blake Peiffer (151 in 2011; 117 in 2012).

Wilkerson Passes 1,000 Receiving Yards

For the first time in his career, Kristian Wilkerson is over 1,000 receiving yards in a season. Wilkerson enters the week with 1,085 yards and nine touchdowns. His 1,085 yards rank fourth all-time among Southeast Missouri's single-season leaders. Wilkerson is 369 receiving yards away from breaking the school's single-season record currently held by Willie Ponder (1,453 in 2002),

2019 Statistics

SEMO	UIU	
7-3.....	Overall Record.....	1-9
5-1.....	Conference Record.....	1-5
5-0.....	Home Record.....	0-4
2-3.....	Road (Neutral) Record.....	1-5
15/17.....	National Ranking.....	NR
29.5.....	Points/Game.....	15.8
26.4.....	Points Allowed/Game.....	30.3
377.9.....	Total Offense/Game.....	283.8
388.4.....	Total Defense/Game.....	353.3
169.9.....	Rushing Yards/Game.....	104.3
151.3.....	Rushing Defense/Game.....	149.1
22.....	Rushing Touchdowns.....	10
20.....	Rushing TDs Allowed.....	14
208.0.....	Passing Yards/Game.....	179.5
237.1.....	Passing Defense/Game.....	204.2
15.....	Passing Touchdowns.....	10
11.....	Passing TDs Allowed.....	22
18.5.....	Kickoff Return Average.....	15.0
11.8.....	Punt Return Average.....	2.0
9-5.....	Fumbles-Lost.....	21-8
77.4.....	Penalty Yards/Game.....	46.8
371.....	Net Yards Per Punt.....	31.6
29:05.....	TOP/Game.....	29:53
46-141/33%.....	3rd-Down Conversion.....	46-171/27%
4-7/57%.....	4th-Down Conversion.....	25-42/60%

AFCA FCS Coaches and STATS Media Polls (Nov. 11, 2019)

AFCA Coaches	STATS Media
1. North Dakota State	1. North Dakota State
2. James Madison	2. James Madison
3. Weber State	3. Weber State
4. Montana	4. Northern Iowa
5. Northern Iowa	5. Montana
6. Sacramento State	6. Sacramento State
7. Furman	7. Illinois State
8. Illinois State	8. South Dakota State
9. South Dakota State	9. Furman
10. Montana State	10. Montana State
11. Kennesaw State	11. Dartmouth
12. Dartmouth	12. Florida A&M
13. Central Arkansas	13. Villanova
14. Florida A&M	14. Central Arkansas
15. Monmouth	15. Southeast Missouri
16. Villanova	16. Kennesaw State
17. Southeast Missouri	17. Monmouth
18. Central Connecticut St.	18. Princeton
19. Princeton	19. Central Connecticut St.
20. Wofford	20. Towson
21. Towson	21. Wofford
22. Austin Peay	22. Austin Peay
23. Southeastern Louisiana	23. Southeastern Louisiana
24. Nicholls	24. Nicholls
25. North Carolina A&T	25. North Carolina A&T



2019 SOUTHEAST MISSOURI FOOTBALL NOTES / EASTERN ILLINOIS GAME

Wilkerson Breaks Records in Receiving Touchdowns and Receptions

Kristian Wilkerson broke two more career records this season against Tennessee State (Nov. 2). Wilkerson caught his 30th touchdown pass to break the school's all-time career record in touchdown receptions and set a new record in career pass receptions (199). Wilkerson surpassed Paul McRoberts (29, 2012-15) for the record in touchdown receptions and Darrell Philon (181, 1988-91) for the record in pass receptions. Wilkerson has broken a total of three career receiving records in 2019. The other was receiving yardage (3,021).

Making History

Kristian Wilkerson caught nine passes for 111 yards and a touchdown against Tennessee State (Nov. 2). As a result, Wilkerson became the first Southeast Missouri player to get 3,000 career receiving yards. He enters the week with a total of 3,275 yards and 32 touchdowns on 199 receptions in his career.

Winningest Senior Class

Southeast Missouri's 24-21 victory over #14 Jacksonville State (Oct. 19) made the Redhawk seniors the winningest senior class in the program's NCAA Division I history. SEMO's senior class, which consists of 20 players, has won a total of 22 games since 2016. The current senior class surpassed the 2010 class (18 wins from 2007-2010) for the new record.

Defense Rises Again

Southeast Missouri's defense again put together a great performance to deal UT Martin its first Ohio Valley Conference loss on Oct. 26. The Redhawks forced a season-high five turnovers, had three interceptions, five sacks and a blocked field goal. SEMO's game-winning touchdown came on a pick six, the first defensive TD for the Redhawks in 2019. The Redhawks also shutout the Skyhawks in the second half. SEMO's defense had a combined 14 takeaways in its last four games.

Nice Road Win

Southeast Missouri beat Tennessee State, 32-13, in a big road win on Nov. 2. The +19 margin of victory was SEMO's largest in a conference game this season. The Redhawks beat TSU in Nashville for the first time since 1996 ending a stretch of eight losses on the Tigers home field. Prior to that contest, SEMO's first four Ohio Valley Conference games were decided by a combined 20 points.

OVC Honors are Flowing

The Redhawks won at least one Ohio Valley Conference weekly honor for four weeks in a row. Wide receiver Kristian Wilkerson was recently named OVC Offensive Player of the Week (Nov. 10). Running back Geno Hess was named OVC Co-Newcomer of the Week on Nov. 3. Prior to that, outside linebacker Omarbrick Douglas (Defensive Player of the Week) and backup quarterback Joe Pyle (Newcomer of the Week) were honored on Oct. 27, and Wilkerson (Offensive Player of the Week) and outside linebacker Justin Swift (Defensive Player of the Week) were honored on Oct. 20.

Career First for Thornton

Defensive lineman Clarence Thornton recorded the first interception of his career when he picked off Dresser Winn's only pass attempt with 7:45 left to play in the third quarter against UT Martin (Oct. 26). Southeast Missouri intercepted passes on back-to-back UTM drives in the third quarter. The Redhawks tallied three interceptions against the Skyhawks, including one by Thornton, Omarbrick Douglas and Bydarrius Knighten.

Make That Six

The Redhawks gave head coach Tom Matukewicz his program-leading sixth win over a ranked Football Championship Subdivision opponent when Southeast Missouri upended #14 Jacksonville State, 24-21, on Oct. 19. Matukewicz's teams hold all but three of SEMO's nine victories over ranked teams. The Redhawks have won four of their last eight matchups with ranked opponents.

2019 OVC Football Standings

	Conference	Overall
Austin Peay	5-1	7-3
Southeast Missouri	5-1	7-3
UT Martin	5-2	6-4
Tennessee Tech	3-3	6-4
Eastern Kentucky	3-3	5-5
Jacksonville State	3-4	6-5
Murray State	2-4	4-6
Tennessee State	1-5	2-8
Eastern Illinois	1-5	1-9

This Week's Schedule

Saturday, November 16

Austin Peay at Murray State, Noon, CT
Southeast Missouri at Eastern Illinois, Noon, CT
 Tennessee Tech at Eastern Kentucky, 1 p.m., CT
 Tennessee State at UT Martin, 2 p.m., CT

Last Week's Results

Saturday, November 9

#17 Southeast Missouri 38, Eastern Kentucky 31
 Tennessee Tech 37, Jacksonville State 27
 Eastern Illinois 49, Tennessee State 38
 #24 Austin Peay 38, UT Martin 24

2019 OVC Preseason Poll

(Selected by OVC Head Football Coaches & Communications Directors)

Jacksonville State (14 first-place votes), 126 pts.
Southeast Missouri (4 first-place votes), 115 pts.
 Eastern Kentucky, 98 pts.
 Austin Peay, 70 pts.
 Murray State, 61 pts.
 Tennessee State, 61 pts.
 UT Martin, 60 pts.
 Eastern Illinois, 35 pts.
 Tennessee Tech, 22 pts.



2019 SOUTHEAST MISSOURI FOOTBALL NOTES / EASTERN ILLINOIS GAME

2019 Honors & Awards

Leadership Council

Devin Alexander, Camden Boyle, Omarbrick Douglas, Zach Hall, Bud Hilburn, Daterraion Richardson, Daniel Santacaterina, Zack Smith, Elijah Swehla, Justin Swift, Clarence Thornton, Kristian Wilkerson

Athlon Sports Preseason All-American

Zach Hall, ILB

HERO Sports Preseason All-American

Zach Hall, ILB (First-Team)

Lindy's Sports Preseason All-American

Zach Hall, ILB (First-Team)

Phil Steele Preseason All-American

Zach Hall, ILB (First-Team)
Kristian Wilkerson, WR (Fourth-Team)
Justin Swift, OLB (Fourth-Team)

STATS Preseason All-American

Zach Hall, ILB (First-Team)
Kristian Wilkerson, WR (Third-Team)

Street & Smith's Preseason All-American

Zach Hall, ILB

Preseason OVC Defensive Player of the Year

Zach Hall, ILB

Preseason All-OVC

Zach Hall, ILB
Daniel Santacaterina, QB
Justin Swift, OLB
Clarence Thornton, DT
Bydarius Knighten, DB
Kristian Wilkerson, WR

Buck Buchanan Award Watch List

Zach Hall, ILB

College Football Performance Awards (CFPA)

FCS National Performer of the Year Watch List

Daniel Santacaterina, QB

College Sports Madness National FCS

Defensive Player of the Week

Zach Hall, ILB, Sept. 2

OVC Offensive Player of the Week

Kristian Wilkerson, WR, Oct. 20
Kristian Wilkerson, WR, Nov. 10

OVC Defensive Player of the Week

Justin Swift, OLB, Oct. 20
Omarbrick Douglas, OLB, Oct. 27

OVC Newcomer of the Week

Joe Pyle, QB, Oct. 27
Geno Hess, RB, Nov. 3

32 and 36

Southeast Missouri ended a Jacksonville State winning streak of over 30 games for the second-straight season. The Redhawks snapped the Gamecocks 32-game winning streak in home regular-season games with their 24-21 victory on Oct. 19. A year ago, SEMO shattered JSU's 36-game winning streak in Ohio Valley Conference play with a 37-14 victory on Oct. 20, 2018. The Gamecocks were ranked in both of those matchups.

What a Feat

The Redhawks beat Jacksonville State for the first time in Jacksonville during their NCAA Division I era. Southeast Missouri ended a 10-game losing skid at Burgess-Snow Field with its 24-21 victory on Oct. 19. It marked the first time SEMO defeated JSU in Jacksonville in 55 years. Additionally, the Redhawks posted wins over the Gamecocks in back-to-back seasons for the first time since 1963 and 1964.

Wilkerson in the OVC Records

Kristian Wilkerson is among the Ohio Valley Conference all-time leaders in several categories. Here is where Wilkerson ranks on those lists.

Receiving Yards (Career)

2009-13	Erik Lora (EIU)	4,006
2000-03	C.J. Johnson (TSU)	3,903
2013-16	Josh Barge (JSU)	3,611
2015-pr.	Kristian Wilkerson (SEMO)	3,275
2008-11	Tim Benford (TTU)	3,104
2002-05	Andre Ralston (EKU)	3,095
1967-70	Harold Roberts (APSU)	3,005
2011-14	Adam Drake (EIU)	2,979
2004-07	Larry Shipp (TTU)	2,950
1995-98	Rondel Menendez (EKU)	2,902

Receiving Touchdowns (Career)

2009-13	Erik Lora (EIU)	35
2015-pr.	Kristian Wilkerson (SEMO)	32
2009-12	Chris Wright (EIU)	32
2000-03	C.J. Johnson (TSU)	32
1967-70	Harold Roberts (APSU)	31
2015-18	Patrick Smith (TSU)	31
2010-13	Walter Powell (MUR)	29
2012-15	Paul McRoberts (SEMO)	29

Receptions (Career)

2009-13	Erik Lora (EIU)	332
2013-16	Josh Barge (JSU)	247
1967-70	Harold Roberts (APSU)	232
2008-11	Tim Benford (TTU)	217
2007-10	Marcus Harris (MUR)	216
2010-13	Walter Powell (MUR)	208
2012-15	Jeremy Harness (MUR)	204
2011-14	Adam Drake (EIU)	202
2003-06	Taurean Stephens (UTM)	201
2016-pr.	Kristian Wilkerson (SEMO)	199

Turnover Margin

Southeast Missouri is tied for second in the Ohio Valley Conference in turnover margin. The Redhawks hold a +5 margin with a total of 20 takeaways (8 fumbles, 12 interceptions) through nine games. Fourteen of those takeaways have come in the last four games alone. The Redhawks led the FCS in turnover margin in 2018.

Close Games

Southeast Missouri's first four Ohio Valley Conference games were decided by a combined 20 points. The Redhawks beat Tennessee Tech, 43-37, in double overtime on Oct. 5, fell to Austin Peay, 28-24, on Oct. 12, beat Jacksonville State, 24-21, on Oct. 19 and defeated UT Martin, 17-10, on Oct. 26. SEMO had three league games decided by six or less points a year ago and was 2-1 in those tight contests. The Redhawks 32-13 (+19) win over Tennessee State (Nov. 2) was their largest margin in a conference game this year.

Fourth Quarter Points

The Redhawks scored double-digit points in the fourth quarter for the third time this season when they put up 17 against Eastern Kentucky (Nov. 9). It was the most points Southeast Missouri scored in the fourth quarter against a Division I opponent this season. SEMO has scored a total of 94 fourth-quarter points through 10 games in 2019, its most in any quarter.



2019 SOUTHEAST MISSOURI FOOTBALL NOTES / EASTERN ILLINOIS GAME

Swift Goes Over 200 Tackles

Outside linebacker Justin Swift matched a career-high 12 tackles and went over 200 in his Southeast Missouri career at Jacksonville State (Oct. 19). Swift enters the week with 231 total tackles as one of two players on this year's active roster with more than 200 career tackles. Fellow linebacker Zach Hall (374) is the other. Swift ranks second on the team with 70 tackles this season.

Next in Line

Defensive back Bydarrus Knighten is the next Redhawk closing in on 200 career tackles. Knighten, Southeast Missouri's third-leading tackler with 52 stops this year, has 192 in his career.

Wilkerson Breaks Career Receiving Yards Record

Senior Kristian Wilkerson caught five passes for 124 yards and broke Southeast Missouri's all-time career record in receiving yardage against Tennessee Tech (Oct. 5). Wilkerson averaged 24.8 yards per catch in that game. His 3,275 yards surpassed Willie Ponder (2,543, 2001-02) for the new mark.

100-Yard Receiving Games

Kristian Wilkerson notched his sixth 100-yard receiving performance of the season when he finished with 254 yards and two touchdowns on 10 catches vs. Eastern Kentucky (Nov. 9). It was the 12th game with 100 or more receiving yards in Wilkerson's career.

Robinson Hat Trick

Mark Robinson ran for a career-high three touchdowns in Southeast Missouri's win over Tennessee Tech (Oct. 5). Robinson scored on runs consisting of two, five and 16 yards. He is the first Redhawk to finish with three or more rushing touchdowns in a game since Marquis Terry had four at Southern Illinois in 2018.

Custis Hits 100

For the first time in his career, Zion Custis ran for over 100 yards when he notched 117 on 18 carries against Tennessee Tech (Oct. 5). Custis averaged 6.5 yards per touch and scored the game-winning touchdown on a 13-yard run during the second overtime. He became the fifth different player to rush for over 100 yards in the Ohio Valley Conference this season.

Double Overtime Thriller

The Redhawks scored the final 13 points of the game to survive a 43-37 double overtime thriller against Tennessee Tech (Oct. 5). Haidar Zaidan kicked a 51-yard field goal with 31 seconds left to send the game to overtime. Mark Robinson (16 yards) and Zion Custis (13 yards) then scored rushing touchdowns and Southeast Missouri's defense came up with a huge stop to seal the victory. It was the 11th overtime game SEMO was involved in since moving to the NCAA Division I ranks in 1991.

Career-High for Calhoun

Derrick Calhoun tallied a career and game-high 12 tackles against Tennessee Tech (Oct. 5). Calhoun had six solo tackles and assisted on six others. He also forced a fumble and had one quarterback hurry.

That Really Happened!

Kendrick Tiller made a 35-yard field goal during the third quarter against Tennessee Tech (Oct. 5) in rare fashion. Tiller's kick hit both uprights and then bounced off the crossbar before going through to pull Southeast Missouri within four (27-23) at the 3:21 mark. Tiller moved to 4-of-5 in field goals this year.

OVC Play

The Redhawks are 83-137 all-time in Ohio Valley Conference play since joining the league in 1991. Southeast Missouri finished second in the OVC behind Jacksonville State with a 6-2 record in 2018. The six wins were the Redhawks second-most in conference play behind the 2010 OVC Championship team (7-1). SEMO wrapped up a season among the top three in the OVC standings just three

Houck Field Information

Photographers

Please observe NCAA regulations and shoot from the designated areas. Photographers are not permitted to stand between the 25-yard lines and must display their credentials at all times.

Gameday Parking

There is no media parking at Houck Field. Radio and television affiliates should contact the Southeast Missouri Strategic Communications Office for unloading information.

Postgame Procedure

The Southeast Missouri Strategic Communications staff will make requested student-athletes available to the media at the conclusion of each game. Coach Matukewicz's first postgame responsibility after meeting with the team is his live radio show. Matukewicz and selected student-athletes will address the media in the Houck Field House conference room. For interviews with opposing coaches and players, please make arrangements with the visiting Sports Information Director before the end of the game.

Press Box

Press facilities are in the Houck Field press box located on the top of the south side of the stadium. The press box is a two-level facility, so please use caution when walking up and down the stairs.

Gameday Information

Game notes, rosters, statistics and other information is available for the media in the Houck Field press box on gamedays. Weekly releases will be published online at GoSoutheast.com as early as Monday during game weeks.

Phone Lines

One phone line will be provided to the visiting team's official radio station courtesy of the Redhawks Radio Network. If additional phone lines are needed, they must be secured by calling (573) 651-2275 at least one week in advance.

Wireless Internet

The Houck Field Press Box is equipped with wireless internet. Please see a member of the Southeast Missouri Strategic Communications staff for login credentials.

StatBroadcast Live

StatBroadcast Live is the official live statistics platform of Southeast Athletics. Live stats for all of the Redhawks home games can be accessed online at GoSoutheast.com. StatBroadcast Live is available on all mobile devices.



2019 SOUTHEAST MISSOURI FOOTBALL NOTES / EASTERN ILLINOIS GAME

times -- 3rd in 1994 (5-3); 1st in 2010 (7-1); 2nd in 2018 (6-2).

Starting Streaks

Inside linebacker Zach Hall and defensive back Bydarrius Knighten have each started 34-consecutive games. Wide receiver Kristian Wilkerson has logged 25-straight starts, while outside linebacker Justin Swift and quarterback Daniel Santacaterina follow with 24 and 23, respectively.

Total Offense

Southeast Missouri racked up a season-high 668 yards of total offense on 67 plays against West Virginia State (Sept. 21). The Redhawks averaged 10 yards per play on 67 snaps. It was SEMO's second-most total yards in a game in its NCAA Division I era.

Crump Returns

Tight end Austin Crump, who missed the first three games of the 2019 season, returned to the field against West Virginia State (Sept. 21). Crump was Southeast Missouri's starting tight end a year ago. He tore his pectoral muscle weightlifting prior to the start of SEMO's preseason camp. Crump logged his first start of the season against Tennessee Tech (Oct. 5).

Over 50

Southeast Missouri became the third Ohio Valley Conference school to score over 50 points in a game this season when it beat West Virginia State, 56-10, on Sept. 21. Tennessee Tech (59 points vs. Samford) and Murray State (59 points vs. Pikeville) are the others who hit that mark. It tied SEMO's fourth-highest point total in a game during the Redhawks NCAA Division I era. The Redhawks have scored over 50 points in a game a total of nine times since becoming a Division I program in 1991.

Touchdown Redhawks!

Seven different players scored a touchdown in the Redhawks 56-10 rout of West Virginia State (Sept. 21). Geno Hess (2 TD), Mark Robinson, Zion Custis, Daniel Santacaterina and walk-on Brayden Hull each scored a rushing touchdown. Aaron Alston and Kristian Wilkerson added one receiving touchdown

apiece. For Hull, it was the first touchdown of his career.

Racking Up Sacks

Southeast Missouri led the Ohio Valley Conference in sacks each of the last two seasons. The Redhawks finished with 29 sacks in 2018. SEMO has accumulated 144 sacks for an average of 24 per season under head coach Tom Matukewicz. The Redhawks twice finished a season with over 30 sacks (31 in 2015; 37 in 2017) during that span. Matukewicz's 2017 (2nd) and 2015 (4th) teams are among the school's top four single-season leaders in sacks. SEMO has recorded a sack in 21-straight games. The last time the Redhawks went without a sack was at Arkansas State on Sept. 1, 2018. The Redhawks have 21 sacks in 2019.

90-Yard Scoring Drives

The Redhawks put together their longest scoring drive of the season to date when they covered 92 yards in nine plays with 2:54 remaining in the third quarter against West Virginia State (Sept. 21). It was the third-longest scoring drive under Southeast Missouri second-year offensive coordinator Jeromy McDowell. The Redhawks have had four scoring drives over 90 yards with McDowell calling the offense.

Young Suffers Season-Ending Injury

Senior cornerback Al Young became the third Southeast Missouri starter to suffer a season-ending injury. Young tore his Achilles when he landed after making an interception in the fourth quarter against West Virginia State (Sept. 21). He will be eligible for a redshirt season. Prior to that, graduate starting inside linebacker Devin Alexander and fifth-year senior tight end Bud Hilburn suffered year-ending injuries at Montana State (Sept. 7). Alexander tore his tricep and had surgery days before SEMO's game at SEC member Missouri, while Hilburn injured his knee.

Strauss Gets First Catch

Redshirt-freshman tight end Caleb Strauss made his first career reception as nine different receivers that caught a pass at

Missouri (Sept. 14). Strauss caught a 5-yard pass from Daniel Santacaterina on the final play of the first quarter.

Three Quarterbacks See Action

Three Southeast Missouri quarterbacks saw action in the Redhawks latest loss to Missouri (Sept. 14). Daniel Santacaterina completed 7-of-22 passes for 45 yards. Backup Joe Pyle completed 2-of-6 passes for 13 yards. And redshirt-freshman Jacob Buie completed two passes in his first career game as a Redhawk.

Tiller Hits 55-Yard Field Goal

Junior kicker Kendrick Tiller kicked a 55-yard field goal as time expired to tie the game, 10-10, at halftime against #13 Montana State (Sept. 7). Late in the first half, MSU intercepted a Daniel Santacaterina pass, but a roughing the passer penalty gave the Redhawks a first down at the Bobcats 38-yard line. Tiller's kick just cleared the crossbar on the next play. His 55-yard field goal, currently the longest in the Football Championship Subdivision this season, was a career-long and tied for the second-longest in school history. It was also a Bobcat Stadium record.

Kick It and Get It

Southeast Missouri first-year kicker Adam Krause, who joined the Redhawks from Western Kentucky, kicked and recovered his own onside kick in the fourth quarter against #13 Montana State (Sept. 7). Krause's kick went 11 yards before he recovered the ball. The last time SEMO recovered an onside kick was against Eastern Illinois on Nov. 17, 2018.

Big Game Hall

Reigning Football Championship Subdivision and Ohio Valley Conference Defensive Player of the Year Zach Hall is off to a strong start in 2019. Hall opened the season with 19 tackles against Southern Illinois (Aug. 29). He notched at least 19 tackles in a season-opener for the second year in a row. Hall finished with a career-high 22 tackles in the Redhawks 2018 season-opener at Arkansas State. He had seven solo stops, assisted on 12 other tackles and collected 15 first-half tackles against the Salukis. Hall also added two tackles for



2019 SOUTHEAST MISSOURI FOOTBALL NOTES / EASTERN ILLINOIS GAME

loss and a sack. The 19 tackles are the most in a game in the Football Championship Subdivision this season. In week two, Hall has tallied 10 or more tackles a total of 18 times in his career.

Three-Headed Monster

Southeast Missouri's backfield trio of junior Mark Robinson, sophomore Zion Custis and redshirt-freshman Geno Hess has been equally impressive thus far. Hess presently leads the Redhawks with 570 yards on 97 carries. Custis follows with 507 yards and Robinson has 390 rushing yards on 89 attempts. Robinson and Hess each have six rushing touchdowns, as well. Hess (6), Custis (5) and Robinson (6) combined for 17 of SEMO's 22 rushing touchdowns this year. Hess (57.0) and Custis (50.7) rank fifth and seventh, respectively, in the Ohio Valley Conference in rushing. As a team, the Redhawks are third in the OVC in rushing with 170 yards per game.

Hayti Native Ivory Winters Joins Redhawks

Running back Ivory Winters joined Southeast Missouri from Big Ten Conference member Indiana and is eligible immediately. Winters was with the Hoosiers for one game in 2019 and was added to the Redhawks roster on Sept. 4. A two-time All-State selection at defensive end and All-State honoree at running back, Winters led Hayti High School to its first state championship and a 15-0 mark in 2018. The Class 1A Offensive Player of the Year ran for 59 touchdowns and 2,786 yards on 199 carries, and scored 388 points as a senior. He was ranked the No. 15 prospect in Missouri by ESPN and the No. 49 running back nationally by 247Sports. Winters saw his first action on special teams against Tennessee Tech (Oct. 5). He posted two tackles in that game. Winters has played each of the last two games on special teams.

Welcome to Division I Football

A total of 14 players saw their first NCAA Division I football action against Southern Illinois (Aug. 29). Ja'Chai Baker, Terry Cook, Jontae Dobson, Jordan Foster, Andrew Graves, Robert Hatchett III, Adam Krause, Mike Matthews, Rasean McCauley, Brandon Mincey,

Dane Nelson, Alex Parades, Joe Pyle and Jaden Rosenthal formed that group. Baker, Rosenthal, Nate Korte and Tyler Ford each made their first career start on the offensive line, as well.

Hall Clears 300 Tackles

Zach Hall went over 300 tackles in his career following his big performance against Southern Illinois (Aug. 29). Hall became the ninth player in Southeast Missouri history to get over 300 career tackles. He ranks sixth on the school's all-time career tackles list with 374 total stops.

51 to Go

Zach Hall is on pace to break Southeast Missouri's all-time career tackles record. Hall, who broke the school's single-season record with 168 tackles last season, is 51 away. Robert Haggerty (1993-96) presently holds the all-time career record with 424 stops. Hall has 374 tackles.

Games With a Catch

Senior wide receiver Kristian Wilkerson has caught a pass in 25 consecutive games. Wilkerson recently had 10 receptions for 254 yards and two touchdowns vs. Eastern Kentucky (Nov. 9). He finished with over 100 receiving yards in a game for the 12th time in his career. He leads the Redhawks with 1,085 receiving yards and nine touchdowns in 2019.

FCS Polls

Southeast Missouri is ranked 15th in the STATS Media and 17th in the AFCA FCS Coaches Polls this week. Here are the Redhawks rankings this season:

Preseason

Athlon Sports	#19 (June 4)
Street & Smith's	#22 (July 9)
STATS Media	#17 (Aug. 5)
AFCA FCS Coaches	#18 (Aug. 19)

	<u>STATS Media</u>	<u>Coaches</u>
--	--------------------	----------------

8/26/19	#17	#18
9/2/19	#12	#13
9/9/19	#19	#20
9/16/19	#23	#25
9/23/19	#23	RV
9/30/19	#23	#t25

10/7/19	#20	#22
10/14/19	RV	RV
10/21/19	#24	RV
10/28/19	#18	#21
11/4/19	#17	#18
11/11/19	#15	#17

Rock Solid Defense

Southeast Missouri, which has all but one starter back on defense, led the Football Championship Subdivision in turnover margin (+1.85), turnovers gained (36) and interceptions (23) in 2018. The 2018 defense also scored five touchdowns which rated third in the FCS. Linebacker Zach Hall broke the school's all-time single-season record with 168 tackles. SEMO outscored its opponent 144-40 (+104) in points off turnovers during the 2018 campaign as well. In the time Bryce Saia has been defensive coordinator, SEMO has finished among the top two in the Ohio Valley Conference in either red zone defense, sacks, turnover margin, third down defense or interceptions.

FCS Rankings

Southeast Missouri ranks among the top 20 leaders in the Football Championship Subdivision in the following categories after 10 games this season.

Team

- 11th in Team Passing Effic. Defense (113.7)
- 13th in Winning Percentage (.700)
- 13th in Interceptions (12)
- 14th in Red Zone Offense (.900)
- 18th Turnovers Gained (18)

Individual

Daniel Santacaterina

- 10th in Passing Yards Per Completion (14.5)

Bryson Donnell

- 18th in Fumbles Recovered (2)

Daterraion Richardson

- 19th in Fumbles Recovered (2)

Kristian Wilkerson

- 3rd in Receiving Yards (1,085)
- 5th in Receiving Yards Per Game (108.5)
- 13th in Receiving TDs (9)
- 14th in Yards Per Reception (21.2)



2019 SOUTHEAST MISSOURI FOOTBALL NOTES / EASTERN ILLINOIS GAME

OVC Rankings

Southeast Missouri ranks among the top five leaders in the Ohio Valley Conference in the following categories after nine games this season.

Team

- 1st in Pass Defense Effic. (113.7)
- 1st in Punting (37.1 ypp)
- 2nd in Red Zone Offense (90 pct.)
- 3rd in Scoring Offense (29.5 ppg)
- 3rd in Red Zone Defense (72.7 pct.)
- 3rd in Rushing Offense (170 ypg)
- 3rd in Interceptions (12)
- t3rd in Sacks (21)
- t3rd in Turnover Margin (+5)
- 3rd in 4th-Down Conversions (57.1 pct.)
- 4th in Scoring Defense (26.4 ppg allowed)
- 4th in Punt Return Average (11.2 ypr)
- 5th in Field Goals (11-of-15, .733)
- 5th in Pass Defense (237.1 ypg allowed)
- 5th in Kickoff Returns (18.5 ypr)

Individual

Geno Hess

- 5th in Rushing (57 ypg)

Kristian Wilkerson

- 3rd in Receiving Yards Per Game (108.5)
- 4th in Receptions Per Game (5.1)

Kendrick Tiller

- 2nd in Field Goals (11-of-15, .733)
- 3rd in Scoring (7.4 ppg)
- 3rd in Scoring (Kick) (7.4 ppg)

Bryant Pirtle

- 3rd in Sacks (5.0)

Jake Reynolds

- 3rd in Punting (40.5 ypp)

Zach Hall

- 3rd in Tackles (9.0 per game)
- t4th in Fumbles Forced (2)

Justin Swift

- 4th in Tackles for Loss (11.0 avg)

Bryson Donnell

- t3rd in Fumbles Recovered (2)

Daterraion Richardson

- t3rd in Fumbles Recovered (2)

DJ Freeman

- t5th in Passes Defended (9)

Bydarrus Knighten

- t3rd in Interceptions (3)

Matukewicz vs. Ranked Opponents

Southeast Missouri head coach Tom Matukewicz is 6-10 all-time against ranked Football Championship Subdivision opponents. Matukewicz's five wins came against #3 Southeastern Louisiana (2014), #20 Tennessee State (2014), #13 Eastern Illinois (2016), #4 Jacksonville State (2018), #15 Stony Brook (2018) and #14 Jacksonville State (2019). The Redhawks wrecked JSU's 36-game winning streak in Ohio Valley Conference play and 32-game winning streak in regular-season home games.

Preseason Honors Pile Up for Hall

Senior inside linebacker Zach Hall, the reigning Buck Buchanan National and Ohio Valley Conference Defensive Player of the Year, has collected numerous awards this preseason. Hall was voted the OVC Preseason Defensive Player of the Year and landed a spot on five different FCS Preseason All-America teams, including HERO Sports, Lindy's Sports, Athlon Sports, STATS and Phil Steele. Draft Scout has rated Hall the 16th-best small-school pro prospect.

More Preseason Accolades

Southeast Missouri had an Ohio Valley Conference high six Preseason All-Conference selections. Quarterback Daniel Santacaterina, wide receiver Kristian Wilkerson, defensive tackle Clarence Thornton, outside linebacker Justin Swift, defensive back Bydarrus Knighten and inside linebacker Zach Hall formed that group. Wilkerson (Phil Steele, STATS) and Swift (Phil Steele) claimed Preseason All-America honors, as well.

Returning Starters

The Redhawks return 15 starters, including five on offense and 10 on defense. Daniel Santacaterina (QB), Kristian Wilkerson (WR), Zack Smith (WR), Austin Crump (TE) and Elijah Swehla (LG) are the returning starters on offense. Defensively, Zach Hall (ILB), Omardrick Douglas (OLB), DJ Freeman (CB), Bydarrus Knighten (SS), Daterraion Richardson (NT), Justin Swift (OLB), Clarence Thornton (DT), Al Young (CB), Taj Jenkins (FS) and Ryan Ochoa (DT) are back. Santacaterina

(First-Team), Hall (First-Team), Knighten (First-Team), Thornton (Second-Team), Swift (Second-Team) and Wilkerson (Second-Team) each earned All-Ohio Valley Conference honors in 2018.

New Offensive Line

Junior college transfers Ja'Chai Baker (Iowa Western CC), Dane Nelson (Ventura College) and Jaden Rosenthal (Butler CC), and redshirt freshman Nate Korte made their first career starts on Southeast Missouri's offensive line against Southern Illinois (Aug. 29). Baker started at left tackle, Nelson started at center, Rosenthal was at right guard and Korte started at right tackle. Senior Elijah Swehla is the only returning starter on the offensive line at left guard. Swehla started all 13 games there last season.

About Eastern Illinois

Eastern Illinois lost its first nine games of the season before picking up its only win at Tennessee State (49-38, Nov. 9) last week. EIU is last in the Ohio Valley Conference standings with a 1-9 overall record and 1-5 mark in conference play. The Panthers have the league's worst scoring offense (15.8 ppg), total offense (471.7 ypg), rushing offense (104.3 ypg) and pass efficiency (90.9). EIU is also last in kickoff returns (15.0 ypr), punt return average (2.0 ypr) and punting (31.6 ypp). The Panthers lead the OVC in 4th-down conversions with a 59.5 percent clip on 25-of-42 attempts.

Season 115

The 2019 campaign is Southeast Missouri's 115th season of college football. The Redhawks enter their 29th season at the NCAA Division I Football Championship Subdivision level. SEMO joined the FCS in 1991 and is 121-207 with one Ohio Valley Conference title (2010) and two NCAA Playoff appearances (2010, 2018) as a D-I program.



Redhawks Radio Network

All Redhawk football games will be broadcast live on the radio at Real Rock 99.3 FM and online at GoSoutheast.com. Erik Sean returns for his 20th year as the “Voice of the Redhawks.” Sean is the Director of Sports Operations for Mississippi River Radio’s eight radio stations in Cape Girardeau. He is an 11-time winner of the Missouri Broadcasters Association’s Play-by-Play Award and three-time winner of the MBA’s Sports Award. Sean will be assisted by former Southeast quarterback Rick Wieser (color analyst) and KZIM/KGIR sports anchor and reporter Rusty Hendricks (sideline) at all home games.

Radio Network Affiliates

Real Rock 99.3 FM (KCGQ)
Cape Girardeau, Mo.

ESPN 1220 AM (KGIR)
Cape Girardeau, Mo.

ESPN 1470 (KMAL)
Malden, Mo.

OVC Teleconferences

All Ohio Valley Conference head coaches will participate in a weekly teleconference, which will take place on Tuesday mornings at 10 a.m., CT, beginning Aug. 27. Southeast Missouri head coach Tom Matukewicz will be on the call at 10:14 a.m. each week. To access the teleconference, dial **(615) 280-8014** and enter participant passcode **781148**.

Credentials

Credentials are required for entrance to the press box or access to the field (for photographers). To request season or single-game credentials, please contact the Southeast Missouri Strategic Communications Office by phone at (573) 651-2933 or email at jhonza@semo.edu. Credentials can be picked up at the ticket booth on the south side of Houck Field.

Game Week Media Schedule

November

11 Monday	12 Tuesday	13 Wednesday	14 Thursday	15 Friday
Noon-1 p.m. Radio Show Wings Etc. (Jackson)	10 a.m. OVC Teleconference Requested Interviews after Practice (5:30 p.m. at Rosengarten)	Requested Interviews after Practice (5:30 p.m. at Rosengarten)	No media availability	No media availability

Radio Show

Southeast Missouri’s football radio show is every Monday at Wings Etc., beginning Aug. 26. A total of 13 shows are on this year’s schedule, including nine in Cape Girardeau (3047 William Street) and four in Jackson (2003 East Jackson Blvd.). Erik Sean will host the radio show which airs live on ESPN 1220 AM and 1470 AM each week. Fans can also watch every radio show live online.

Radio Show Schedule

- Aug. 26 - Wings Etc. (Cape Girardeau)
- Sept. 2 - Wings Etc. (Cape Girardeau)
- Sept. 9 - Wings Etc. (Jackson)
- Sept. 16 - Wings Etc. (Cape Girardeau)
- Sept. 23 - Wings Etc. (Cape Girardeau)
- Sept. 30 - Wings Etc. (Jackson)
- Oct. 7 - Wings Etc. (Cape Girardeau)
- Oct. 14 - Wings Etc. (Cape Girardeau)
- Oct. 21 - Wings Etc. (Jackson)
- Oct. 28 - Wings Etc. (Cape Girardeau)
- Nov. 4 - Wings Etc. (Cape Girardeau)
- Nov. 11 - Wings Etc. (Jackson)
- Nov. 18 - Wings Etc. (Cape Girardeau)

ESPN+

The Ohio Valley Conference and ESPN reached an extension of their media rights agreement, which includes a minimum of 600 conference events on ESPN+, the recently launched multi-sport, direct-to-consumer subscription streaming service from The Walt Disney Company Direct-to-Consumer & International segment and ESPN. All of Southeast Missouri’s home and OVC games air live on ESPN+. ESPN+ is the first-ever multi-sport, direct-to-consumer subscription streaming service from The Walt Disney Company’s Direct-to-Consumer and International division in partnership with ESPN. It offers fans thousands of additional live events, on-demand content and original programming not available on ESPN’s linear TV or digital networks. ESPN+ is an integrated part of the completely redesigned ESPN App. Already the leading sports app, the new ESPN App is the premier all-in-one digital sports platform for fans across mobile and tv-connected devices. ESPN+ is also available through ESPN.com.



HEAD COACH TOM MATUKEWICZ



- ▶ Head Coach
- ▶ Sixth Year
- ▶ Fort Hays State, 1997

TOM MATUKEWICZ

Attitude, Effort, Passion and Discipline are the cornerstones of Tom Matukewicz's process-driven Southeast Missouri football program.

Matukewicz enters his sixth year as the Redhawks head coach in 2019. Matukewicz has guided his teams to five wins over nationally-ranked Football Championship Subdivision opponents, the most of any head coach in program history.

In 2018, SEMO put together a historic season with Matukewicz leading the Redhawks to a 9-4 overall record, a second-place finish in the Ohio Valley Conference and only the school's second NCAA Football Championship Subdivision Playoff berth.

SEMO posted its fourth winning season during its NCAA Division I era and its first in eight years. The Redhawks also knocked off two ranked opponents, shattered OVC foe Jacksonville State's 36-game winning streak in conference play and posted their first postseason victory when they upended #15 Stony Brook in the first round of the NCAA Playoffs.

The Redhawks nearly swept the league's specialty awards as Matukewicz was named OVC Coach of the Year, linebacker Zach Hall was tabbed Defensive Player of the Year and running back Marquis Terry claimed Offensive Player of the Year.

SEMO finished the 2018 campaign ranked 15th and 16th in the final STATS and FCS Coaches Polls, respectively.

Statistically, the Redhawks led the FCS in turnover margin (+1.85), turnovers gained (36), interceptions (23), blocked punts allowed (0) and fumbles lost (1). SEMO also led the OVC in 13 different categories.

Along the way, SEMO broke six single-season school records, including points scored (482), points per game (37.1), touchdowns (63), total plays (891) and all-purpose yards (7,094).

Six players earned All-America recognition. Hall, who became SEMO's first player to win the Buck Buchanan National Defensive Player of the Year award, was named to eight All-America teams alone. Forbes, Terry, Bydarrus Knighten, DJ Freeman and Zion Custis were the Redhawks other All-America

honorees.

Nine individuals garnered All-OVC accolades. Daniel Santacaterina, Terry, Forbes, Hall and Knighten were first-team selections, while Clarence Thornton, Justin Swift, Kristian Wilkerson and Lucas Orchard were second-team picks.

SEMO went a perfect 6-0 at home and heads into the 2019 season on a seven-game winning streak at Houck Field.

Following the 2018 campaign, Matukewicz received a contract extension through Jan. 31, 2023.

"Coach Matukewicz has a special ability to develop young men both on and off the field, said Director of Athletics Brady Barke. "He is building a championship caliber football program, and we have a great opportunity to build upon our recent success. We have seen firsthand the positive impact that a successful football program can have on our University and community and I'm excited to have him lead our program into the future."

SEMO led the OVC and ranked sixth in the FCS with 37 sacks in 2017. The Redhawks also ranked among the top four teams in the league in scoring defense (21.8 ppg allowed), rushing offense (4th, 137.7 ypg), kickoff returns (3rd, 22.8 ypr), punt return average (3rd, 10.1 ypr), sacks allowed (3rd, 14), fourth-down conversions (3rd, 50 pct.), turnover margin (t2nd, +3) and red zone defense (4th, 75 pct.).

Four Redhawks, including

Kendall Donnerson (first-team), Terry (first-team), Hall (second-team) and Forbes (second-team) garnered All-OVC accolades. Donnerson was later drafted by the Green Bay Packers, becoming the first SEMO player to be drafted in 14 years.

In 2016, Southeast lost four games by a combined 12 points en route to finishing with an overall record of 3-8.

The Redhawks ranked third in the OVC in both scoring defense (24.4 ppg allowed) and rushing defense (138.5 ypg allowed), and boasted the league's second-best red zone defense. Five Redhawks, including Chad Meredith (first-team), Alex Knight (first-team), Cameron Sanders (first-team), Will Young (second-team) and Jesse Hosket (all-newcomer) earned All-OVC honors.

SEMO completed its 2015 campaign ranked among the top three teams in the OVC in rushing offense (2nd, 182.9 ypg), kickoff returns (20.6 ypr), punt return average (3rd, 9.6 ypr), kickoff coverage (2nd, 40.6 net avg.), sacks (2nd, 31), fourth down conversions (2nd, 60 pct.) and turnover margin (1st, +10). The Redhawks 31 sacks were third-most in a season. In addition, SEMO led the league in turnover margin after ranking last in that category the year before. The Redhawks faced four ranked teams and lost four games by a combined 14 points last season, as well.

Individually, Dante Vandeven,



HEAD COACH TOM MATUKEWICZ

Tremane McCullough, Paul McRoberts, Garret Baker, Mike Ford, Knight and Roper Garrett earned All-OVC honors in 2015.

Vandeven was the league's Freshman of the Year, McCullough and McRoberts were first-team selections and Baker, Garrett, Knight and Ford were second-team picks. Vandeven, McCullough, Baker, Garrett, Knight and Ford are back this year.

McRoberts went on to sign as an undrafted free agent with the Los Angeles Rams and was then signed to the team's active roster on Dec. 23, 2016. McRoberts is now on the practice squad for the Canadian Football League's Saskatchewan Roughriders.

Three others who played under Matukewicz at SEMO are also in the professional football ranks. Donnerson (Green Bay), Mike Ford (Detroit) and Forbes (Cleveland) are on active NFL rosters. Forbes was SEMO's second-highest draft pick in program history.

A native of Silver Lake, Kansas, Matukewicz hit the ground running during his head coaching debut in 2014.

That year, SEMO celebrated two wins over ranked opponents, beating then-No. 3 Southeastern Louisiana and then-No. 20 Tennessee State. Southeastern Louisiana was the highest-ranked opponent Southeast had ever beaten and the 2014 campaign marked the first time the Redhawks knocked off two

ranked opponents in a season.

After those wins, Southeast moved to No. 23 in the Oct. 6, 2014 Sports Network Poll, claiming its first Top 25 ranking since the end of the 2010 season.

Statistically, the Redhawks led the OVC in third down conversion percentage (45.7), fourth down conversion percentage (66.7) and sacks allowed (9).

SEMO was also sixth in the FCS in sacks allowed, 13th in fourth down conversion percentage and 14th in third down conversion percentage.

As a team, the Redhawks scored 384 points, their most in a season since 2002.

The excitement of Matukewicz's brick-by-brick approach generated an increase in home attendance during two of his first three seasons as head coach.

Matukewicz coached a total of 25 All-OVC performers, including one OVC Offensive Player of the Year (Terry), one OVC Defensive Player of the Year (Hall), one OVC Freshman of the Year (Vandeven), 12 first-team selections (McRoberts, McCullough, Donnerson, Ryan McCrum, Knight, Chad Meredith, Cameron Sanders, Daniel Santacaterina, Forbes, Hall, Knighten, Terry) and 13 second-team picks (DeMichael Jackson, Tim Hamm-Bey, Baker, Garrett, Ford, Knight, Young, Forbes, Hall, Thornton, Swift, Wilkerson, Orchard) during his first five years as SEMO's head coach.



McRoberts became the first Redhawks player invited to the Reese's Senior Bowl, as well.

Off the field, Matukewicz's program is highly visible in the community and often engages in random acts of kindness. He simply uses goodwill to teach his players valuable life lessons.

In 2015, SEMO partnered with Saint Francis Medical Center to announce a new collaboration, taking the Redhawks' Pink Up efforts to a new level.

As part of a Pink Up Jersey Auction, the football team raised over \$75,000 for breast cancer awareness over the last four years. The Redhawks donned special pink jerseys, each personalized with a name in honor or memory of a survivor or loved one during this special initiative.

Before its 2016 season-opener at Memphis, SEMO visited St. Jude Children's Research Hospital. Redhawk players, coaches and support

staff toured the amazing facility that leads the way the world understands, treats and defeats childhood cancer and other life-threatening diseases. Southeast donated teddy bears and other items along with a check for over \$500 to St. Jude Children's Research Hospital.

On July 21, 2016, Matukewicz organized a Cops and Hawks flag football game which brought a whole community together in light of shootings in the United States. Redhawk players and local law enforcement officials were teammates in the event which raised \$4,500 for BackStoppers, a non-profit organization that provides needed financial assistance and support to the spouses and dependent children of fallen and injured service members in the line of duty.

During Southeast's 2014 season-opener against Missouri Baptist, the Redhawk captains took a No. 14 jersey to midfield



HEAD COACH TOM MATUKEWICZ

for the coin toss to honor the memory of Kaden Robert. Robert was a Kelly High School football player who died in an accidental shooting in June, 2014.

A week later, Michael Douglas, a 16-year old from Kansas, accompanied the Redhawks on the sideline for their game against the Jayhawks on Sept. 6, 2014. Douglas was diagnosed with an interstitial lung disease when he was a year old and has to use an oxygen tank. The teenager initially contacted wide receiver Mike Cyliax for an autograph the summer before the 2014 campaign. Once Matukewicz heard the story, he wrote Douglas a letter and invited him to the game.

SEMO's football program generously donated to the Nolan Weber Believers 5K & Fun Run/Walk in nearby Jackson. Weber was a soccer player at Jackson High School who fought brain cancer for almost three years (doubling the life expectancy of what his illness normally came with) before he passed away. The contribution went to the Believing Beyond Nolan Weber Foundation that provides financial and/or spiritual/emotional support to children and their families battling cancer and other catastrophic illnesses.

Matukewicz also presented a check to the parents of Dominic Hooper -- a Scott City teen who tied in February, 2014 from injuries sustained in an ATV accident -- during the team's

annual spring game.

A tireless worker, Matukewicz brings energy and passion unlike any other. His commitment to excellence and brick-by-brick mantra have the Redhawks soaring to new heights.

Popularly known as "Coach Tuke," Matukewicz was introduced as SEMO's 13th head coach on Dec. 18, 2013. Matukewicz is used to transforming programs into winners and he did just that as an assistant coach at Northern Illinois and Southern Illinois.

While at NIU, Matukewicz helped lead the Huskies to the Mid-American Conference West title in 2010 and an outright MAC Championship in 2011. Matukewicz was the linebackers coach in 2011 after serving as defensive run-game coordinator for three seasons under then-head coach Jerry Kill.

Matukewicz reached the pinnacle of his NIU stint when he was interim head coach for the Huskies' trip to the 2010 Humanitarian Bowl after Kill accepted the Minnesota job at the end of the season. He led NIU to a commanding 40-17 victory over Fresno State in that game.

Matukewicz was responsible for coordinating the Huskies' run defense during his first three seasons at NIU. In 2010, the Huskies ranked 24th nationally and third in the MAC in rushing defense, allowing 126.5 yards per game. NIU also had the MAC's No. 1 total



defense in 2008 and 2009.

In his first year in DeKalb, Matukewicz was part of a staff that turned NIU into the No. 1 scoring and total defense in the MAC, and one of the top 20 units in the country. The Huskies boasted the second-most improved scoring defense in the nation in 2008. That year, NIU allowed only 18 points per game, down from 30.8 the previous season. The Huskies ranked 17th nationally in total defense and was fifth in the country in pass defense.

Before that, Matukewicz spent seven seasons at SIU. As linebackers coach and run-game coordinator, he had a big hand in three Missouri Valley Football Conference championships (2003, 2004, 2005) and five NCAA Football Championship Subdivision playoff berths (2003, 2004, 2005, 2006, 2007).

Matukewicz was named the 2007 FCS Assistant Coach of the Year by the American

Football Coaches Association after helping turn the Salukis into one of the top rushing defenses in the nation. SIU held its opponents to a rushing average below 135 yards per game every year from 2002-07. The Salukis had three of the top-10 rushing defenses in program history during that time.

Matukewicz's 2004 linebacker corps formed the heart of a defense which gave up just 101.7 rushing yards per game, led the nation in scoring defense and allowed 13.2 points per contest. Matukewicz made one more stop at the University of Toledo prior to accepting his first head coaching job at Southeast.

At Toledo, Matukewicz was defensive coordinator and linebackers coach for the 2012 and 2013 seasons.

In 2012, Matukewicz helped guide a defense that ranked among the top 25 in the nation in fourth-down conversion (9th),



HEAD COACH TOM MATUKEWICZ

red-zone defense (10th), interceptions (18th) and turnovers forced (25th). The Rockets went 9-4 and earned a trip to the 2012 Famous Idaho Potato Bowl.

Matukewicz's defense also featured the nation's leading tackler in linebacker Dan Molls. Molls had 166 tackles, earned First-Team All-MAC honors and became Toledo's first Academic All-American in eight years.

degree in physical education in 1997 and then earned his master's degree in administration at Pittsburg State. Matukewicz coached at Fort Hays State (1996-97), Pittsburg State (1997-99), Coffeyville Community College (1999-2000) and Emporia State (2000-01) prior to his NCAA Division I football tenure.

Matukewicz and his wife, Lenna, have two daughters, Georgia and Shelby.

Coaching Experience

Year	School	Assignment	Record	Conf. Finish	Postseason
1995	Fort Hays State	D-Line/Special Teams	8-2-2	-	-
1996	Fort Hays State	D-Line/Special Teams	7-3	-	-
1997	Pittsburg State	Off. Tackles/Tight Ends	9-2	-	NCAA Division II Playoffs
1998	Pittsburg State	Off. Tackles/Tight Ends	7-2	-	-
1999	Coffeyville CC	Off. Tackles/Tight Ends	5-5	-	-
2000	Emporia State	Defensive Line	6-5	-	-
2001	Southern Illinois	LBs/Run-Game Coord.	1-10	-	-
2002	Southern Illinois	LBs/Run-Game Coord.	4-8	-	-
2003	Southern Illinois	LBs/Run-Game Coord.	10-2	-	NCAA FCS Playoffs
2004	Southern Illinois	LBs/Run-Game Coord.	10-2	-	NCAA FCS Playoffs
2005	Southern Illinois	LBs/Run-Game Coord.	9-4	-	NCAA FCS Playoffs (Quarterfinals)
2006	Southern Illinois	LBs/Run-Game Coord.	9-4	-	NCAA FCS Playoffs (Quarterfinals)
2007	Southern Illinois	LBs/Run-Game Coord.	12-2	-	NCAA FCS Playoffs (Semifinals)
2008	Northern Illinois	Run-Game Coordinator	6-7	-	Independence Bowl
2009	Northern Illinois	Run-Game Coordinator	7-6	-	International Bowl
2010	Northern Illinois	Interim Head Coach	11-3	-	Humanitarian Bowl (win credited to Matukewicz)
2011	Northern Illinois	Linebackers	11-3	-	GoDaddy.com Bowl
2012	Toledo	Defensive Coordinator	9-4	-	Famous Idaho Potato Bowl
2013	Toledo	Defensive Coordinator	7-5	-	-
2014	Southeast Missouri	Head Coach	5-7, 3-5 OVC	t6th	-
2015	Southeast Missouri	Head Coach	4-7, 3-4 OVC	5th	-
2016	Southeast Missouri	Head Coach	3-8, 3-5 OVC	7th	-
2017	Southeast Missouri	Head Coach	3-8, 3-5 OVC	6th	-
2018	Southeast Missouri	Head Coach	9-4, 6-2 OVC	2nd	NCAA FCS Playoffs (Second Round)
2019	Southeast Missouri	Head Coach	7-3, 5-1 OVC	-	-

Overall Record: 32-37

Record at Southeast Missouri, 31-37, 23-22 Ohio Valley Conference (6 years)
 Record at Northern Illinois, 1-0, win in Humanitarian Bowl credited to Matukewicz (2010)
 Record as a College Assistant, 147-79-2 (19 years)


Coaching Honors

- 2018 Roy Kidd OVC Coach of the Year
- 2007 FCS Assistant Coach of the Year

ASSISTANT COACHES / FOOTBALL STAFF



Bryce Saia
 Defensive Coord.
 Sixth Year



Jeremy McDowell
 Offensive Coord./QB
 Second Year



Joe Uhls
 Tight Ends
 Eighth Year



Matt Martin
 Special Teams/OLB
 Sixth Year



Tyler French
 Inside Linebackers
 Fourth Year



Ben Blake
 Offensive Line
 Fourth Year



Ray Smith
 Cornerbacks
 Third Year



Justin Drudik
 Wide Receivers
 Second Year



Brandon Jackson
 Running Backs
 First Year




Jerone Williams
 Defensive Line
 First Year



Wyatt Compton
 Defensive Quality Control



Luke Berblinger
 Offensive Quality Control/Video Coord.



Lucas Orchard
 Student Assistant



Brett Blackman
 Director of Operations & Equipment



Ben Fox
 Athletic Trainer



Jason Zerbach
 Strength & Conditioning

In the Press Box: Bryce Saia, Justin Drudik, Wyatt Compton, Lucas Orchard



2019 NUMERICAL ROSTER

No.	Name	Pos.	Ht.	Wt.	Cl.	Yr.	Hometown	High School/Previous College
1	Al Young	CB	5-11	191	Sr.	4th	Cape Girardeau, Mo.	Central
1	Jalyn Williams	QB	6-1	224	Fr.	1st	Atlanta, Ga.	Westlake
2	Bydarrius Knighten	DB	6-0	197	Jr.	4th	Tunica, Miss.	Rosa Fort
2	Jacob Buie	QB	6-5	220	Fr.	2nd	Memphis, Tenn.	University School of Jackson
3	Justin Swift	OLB	6-0	229	Sr.	4th	Memphis, Tenn.	Trezevant
3	Ty Leonard	DB	6-0	170	Fr.	1st	Louisville, Ky.	Butler
4	Omarrick Douglas	OLB	6-3	234	Jr.	4th	Louisville, Ky.	Ballard
5	Zach Hall	ILB	6-0	238	Sr.	4th	Louisville, Ky.	Male
5	Noah McWell	WR	6-2	195	Sr.	4th	Sioux City, Iowa	West/Iowa Western CC
6	Kristian Wilkerson	WR	6-1	214	Sr.	5th	Memphis, Tenn.	Craigmont
6	Bryant Pirtle	OLB	6-2	227	Sr.	4th	Louisville, Ky.	DeSales/Utah
7	Marcus Lucas	DB	5-10	190	Jr.	4th	Mobile, Ala.	McGill-Toolen/Nevada
7	Rashaan Palmer	WR	6-4	217	Fr.	1st	Chicago, Ill.	Simeon
8	Devin Alexander	ILB	6-0	235	Sr.	Gr.	St. Louis, Mo.	Ritenour/Toledo
8	Joe Pyle	QB	6-2	213	So.	3rd	Fallon, Nev.	Churchill County/Golden West College
9	Zack Smith	WR	5-9	200	Jr.	4th	Louisville, Ky.	Male
9	Trey Jones	DB	5-8	155	Fr.	1st	St. Louis, Mo.	Parkway South
10	Daniel Santacaterina	QB	6-1	208	Sr.	5th	Geneva, Ill.	Geneva/Northern Illinois
10	Jermel Adams	DB	5-11	195	Sr.	5th	Houston, Texas	Goose Creek Memorial/Blinn College
11	DJ Freeman	DB	5-8	186	Sr.	5th	Del City, Okla.	Del City/Northeastern Oklahoma A&M
11	Carl Moore	WR	5-10	165	Fr.	1st	Madison, Ill.	Madison
12	Brandon Mincey	ILB	6-0	242	Jr.	3rd	Plantation, Fla.	American Heritage/Garden City CC
13	Lawrence Johnson	DB	6-0	194	So.	2nd	St. Louis, Mo.	Riverview Gardens
14	Ivory Winters	RB	6-0	216	Fr.	1st	Hayti, Mo.	Hayti H.S./Indiana
16	Colby Cornett	WR	5-9	187	Jr.	4th	Joplin, Mo.	Joplin
17	Patrick Maddox	QB	6-0	194	Fr.	2nd	Kennett, Mo.	Kennett
17	Jalon Greer	DB	6-1	176	Fr.	1st	Germantown, Tenn.	Germantown
19	Jontae Dobson	CB	5-9	193	Fr.	1st	Indianapolis, Ind.	Ben Davis
20	Q'Nairies Anderson	RB	5-11	190	Fr.	1st	Charleston, Mo.	Charleston
21	Taj Jenkins	DB	5-11	197	Sr.	5th	Tampa, Fla.	Jefferson
22	Zion Custis	RB	5-8	190	So.	2nd	Lovejoy, Ga.	Lovejoy
23	Mark Robinson	RB	6-0	222	Jr.	3rd	Leesburg, Ga.	Lee County/Presbyterian College
24	Shabari Davis	DB	6-0	193	Sr.	4th	Garden City, Ga.	Groves/Garden City CC
25	Trai Hodges	DB	5-10	179	So.	2nd	Rome, Ga.	Rome
26	Geno Hess	RB	5-8	209	Fr.	2nd	Peoria, Ill.	Peoria
27	Mike Matthews	ILB	6-1	236	Fr.	1st	Fayetteville, N.C.	Jack Britt
28	Robert Hatchett III	DB	6-0	196	Jr.	3rd	Lithonia, Ga.	Lithonia/Butler CC
29	Derrick Calhoun, Jr.	OLB	6-1	234	So.	3rd	St. Louis, Mo.	Hazelwood East
30	Nick Thompson	ILB	5-11	240	Sr.	4th	Malden, Mo.	Malden
31	Rashad Hughes	OLB	6-1	227	So.	3rd	Overland, Mo.	Ritenour
32	Anthony Ballard	LB	6-2	220	Fr.	2nd	Milan, Tenn.	Milan/Memphis
33	Rasean McCauley	LB	6-2	241	Fr.	1st	Louisville, Ky.	Male
34	Xavier Myers	RB	5-10	191	Fr.	1st	Murfreesboro, Tenn.	Oakland
35	Brayden Hull	RB	5-10	209	So.	3rd	Wentzville, Mo.	Timberland
36	Jake Reynolds	K/P	5-10	177	Jr.	4th	Wildwood, Mo.	Lafayette
37	Kendrick Tiller	K/P	5-10	177	Jr.	4th	Lebanon, Mo.	Lebanon
38	Rashaun Hyde	RB	6-1	195	Fr.	1st	Festus, Mo.	Festus
39	Adam Krause	P	6-0	201	So.	2nd	Chicago, Ill.	Montini Catholic/Western Kentucky
41	Camden Boyle	LS	5-10	225	Jr.	4th	Lake Zurich, Ill.	Lake Zurich
43	Cleyton Gracie	ILB	6-1	218	So.	3rd	Columbia, Mo.	Hickman
44	Bud Hilburn	TE	6-1	247	Sr.	5th	Kennett, Mo.	Kennett
45	Izeal Terrell	ILB	6-3	224	Fr.	1st	Alton, Ill.	Alton
46	Zach Liles	TE	6-6	212	Fr.	1st	Festus, Mo.	Festus
47	Zach Haynes	K/P	6-1	170	Fr.	1st	Potosi, Mo.	Potosi
48	Andrew Graves	RB	5-8	187	Fr.	1st	Festus, Mo.	Jefferson
49	Keandre Booker	OLB	6-3	241	Fr.	1st	Moss Point, Miss.	Moss Point
50	Clarence Thornton	DL	6-3	268	Sr.	4th	New Orleans, La.	Ridgeway
52	Zach Bodway	ILB	5-8	211	Fr.	2nd	Hillsboro, Mo.	Hillsboro
53	Jaren Alnutt	OL	5-11	241	Fr.	1st	Germantown, Tenn.	Houston
55	Evan Darville	DL	6-1	298	Fr.	1st	Dodge City, Kan.	Dodge City
56	Chilton Tolliver	OL	6-0	275	Fr.	1st	Atlanta, Ga.	Pace Academy
57	Britt Harris	ILB	5-11	231	Jr.	4th	Kennett, Mo.	Kennett



2019 NUMERICAL ROSTER

60	Brandt Selesky	OL	5-10	268	Jr.	4th	Trussville, Ala.	Hewitt-Trussville
61	Dane Nelson	OL	6-1	289	Jr.	3rd	Visalia, Calif.	Central Valley Christian/Ventura College
62	Tristan Love	OL	6-2	298	Fr.	2nd	Rockledge, Fla.	Rockledge
64	Jaden Rosenthal	OL	6-2	295	Jr.	3rd	Grandview, Mo.	Grandview/Butler CC
65	Jake Steward	OL	6-3	305	Fr.	1st	Gardner, Kan.	Gardner-Edgerton
66	Logan Mesle	OL	6-4	290	Fr.	1st	St. Charles, Mo.	St. Charles
68	Nate Korte	OL	6-4	305	Fr.	2nd	Morris, Ill.	Morris Community
69	Immanuel Pride	OL	6-3	307	Jr.	3rd	Union City, Calif.	James Logan/Laney College
70	Tyler Ford	OL	6-2	301	Sr.	5th	Tampa, Fla.	Jefferson/Iowa Western CC
71	Ja'Chai Baker	OL	6-6	314	Jr.	4th	Omaha, Neb.	Lewis Central/Iowa Western CC
72	Gabe Jackson	TE	6-4	279	Fr.	1st	Dexter, Mo.	Dexter
73	Will Christopher	OL	6-3	308	Fr.	2nd	Girard, Ill.	North Mac
74	Preston Haynes	OL	6-5	291	Jr.	3rd	Olive Branch, Miss.	Lewisburg/Itawamba CC
75	Damon Mixon	OL	6-6	289	Fr.	1st	Gainesville, Ga.	Gainesville
76	Terry Cook	OL	6-4	290	So.	2nd	Elgin, Texas	Elgin/Cisco College
77	Elijah Swehla	OL	6-3	297	Sr.	4th	Des Moines, Iowa	Dowling/Iowa Western CC
78	Lunden Manuel	DL	6-2	290	Fr.	1st	Cordova, Tenn.	St. Benedict at Auburndale
79	Ben Fox	OL	6-5	292	Fr.	1st	Phoenix, Ariz.	Pinnacle
80	Jalen Bethany	WR	5-11	175	Fr.	1st	St. Louis, Mo.	St. Mary's
82	Michael Cooney	K/P	5-9	222	Fr.	2nd	Wheaton, Ill.	Montini
83	Evan Coleman	WR	5-11	160	Fr.	1st	Brentwood, Tenn.	Ravenwood
84	Austin Crump	TE	6-4	250	Jr.	4th	Eureka, Mo.	Eureka
85	Aaron Alston	WR	6-4	210	So.	2nd	Brighton, Tenn.	Brighton
86	Garrett Todd	WR	5-10	165	Fr.	1st	Lebanon, Tenn.	Wilson Central
87	Caleb Strauss	TE	6-6	259	Fr.	2nd	Warrenton, Mo.	Warrenton
88	Eric Williams	TE	6-4	262	Sr.	5th	St. Louis, Mo.	Carnahan
89	Dylan Hawk	WR	6-0	175	Fr.	1st	Imperial, Mo.	Seckman
90	Josh Avery	DL	6-4	320	Jr.	3rd	Nashville, Tenn.	Cane Ridge/Independence CC
91	Josh Price	DL	6-2	285	Sr.	4th	Vicksburg, Miss.	St. Aloysius/Hinds CC
92	Ryan Ochoa	DL	6-0	289	Sr.	5th	Hillsboro, Mo.	Hillsboro
93	Bryson Donnell	DL	6-1	293	Jr.	3rd	Antioch, Tenn.	Lighthouse Christian
96	Ben Hutch	DL	6-4	305	Jr.	3rd	Old Hickory, Tenn.	Hillsboro/Independence CC
99	Dateraion Richardson	DL	5-11	305	Jr.	3rd	Liberty, Mo.	North

Head Coach

Tom Matukewicz (Sixth Year - Fort Hays State, 1997)

Assistant Coaches

- Bryce Saia (Defensive Coordinator/Secondary - Fort Hays State, 1996)
- Jeromy McDowell (Offensive Coordinator/Quarterbacks - Central Methodist, 2005)
- Matt Martin (Special Teams Coordinator/Outside Linebackers - Emporia State, 2006)
- Joe Uhls (Tight Ends - Southeast Missouri, 2012)
- Tyler French (Inside Linebackers - Southeast Missouri, 2013)
- Ben Blake (Offensive Line - Concordia (Wis.), 2004)
- Ray Smith (Cornerbacks - Northern Illinois, 2006)
- Justin Drudik (Recruiting Coordinator/Wide Receivers - Nebraska-Kearney, 2012)
- Jerone Williams (Defensive Line - Eastern Illinois, 2014)
- Brandon Jackson (Running Backs - University of Ashford's Forbes School of Business, 2016)

Additional Football Staff

- Wyatt Compton (Defensive Quality Control)
- Luke Berblinger (Video Coordinator/Offensive Quality Control)
- Lucas Orchard (Student Assistant)
- Brett Blackman (Director of Operations and Equipment)
- Jason Zerbach (Strength & Conditioning)
- Ben Fox (Athletic Trainer)

Roster Breakdown

Total Squad Members	95
Seniors	20
Fifth-Year	9
Juniors	23
Sophomores	11
Freshmen	41
Redshirt	10

Pronunciation Guide

Q'Nairies Anderson	CUE-nair-ee-us
Jacob Buie	boo-ee
Jontae Dobson	john-TAY
Nate Korte	core-TAY
Adam Krause	sounds like house
Logan Mesle	mess-lee
Bryce Saia	SIGH-uh
Jerone Williams	JER-on



2019 ALPHABETICAL ROSTER

No.	Name	Pos.	Ht.	Wt.	Cl.	Yr.	Hometown	High School/Previous College
10	Jermel Adams	DB	5-11	195	Sr.	5th	Houston, Texas	Goose Creek Memorial/Blinn College
8	Devin Alexander	ILB	6-0	235	Sr.	Gr.	St. Louis, Mo.	Ritenour/Toledo
53	Jaren Alnutt	OL	5-11	241	Fr.	1st	Germantown, Tenn.	Houston
85	Aaron Alston	WR	6-4	210	So.	2nd	Brighton, Tenn.	Brighton
20	Q'Nairies Anderson	RB	5-11	190	Fr.	1st	Charleston, Mo.	Charleston
90	Josh Avery	DL	6-4	320	Jr.	3rd	Nashville, Tenn.	Cane Ridge/Independence CC
71	Ja'Chai Baker	OL	6-6	314	Jr.	4th	Omaha, Neb.	Lewis Central/Iowa Western CC
32	Anthony Ballard	LB	6-2	220	Fr.	2nd	Milan, Tenn.	Milan/Memphis
80	Jalen Bethany	WR	5-11	175	Fr.	1st	St. Louis, Mo.	St. Mary's
52	Zach Bodway	ILB	5-8	211	Fr.	2nd	Hillsboro, Mo.	Hillsboro
49	Keandre Booker	OLB	6-3	241	Fr.	1st	Moss Point, Miss.	Moss Point
41	Camden Boyle	LS	5-10	225	Jr.	4th	Lake Zurich, Ill.	Lake Zurich
2	Jacob Buie	QB	6-5	220	Fr.	2nd	Memphis, Tenn.	University School of Jackson
29	Derrick Calhoun, Jr.	OLB	6-1	234	So.	3rd	St. Louis, Mo.	Hazelwood East
73	Will Christopher	OL	6-3	308	Fr.	2nd	Girard, Ill.	North Mac
83	Evan Coleman	WR	5-11	160	Fr.	1st	Brentwood, Tenn.	Ravenwood
76	Terry Cook	OL	6-4	290	So.	2nd	Elgin, Texas	Elgin/Cisco College
82	Michael Cooney	K/P	5-9	222	Fr.	2nd	Wheaton, Ill.	Montini
16	Colby Cornett	WR	5-9	187	Jr.	4th	Joplin, Mo.	Joplin
84	Austin Crump	TE	6-4	250	Jr.	4th	Eureka, Mo.	Eureka
22	Zion Custis	RB	5-8	190	So.	2nd	Lovejoy, Ga.	Lovejoy
55	Evan Darville	DL	6-1	298	Fr.	1st	Dodge City, Kan.	Dodge City
24	Shabari Davis	DB	6-0	193	Sr.	4th	Garden City, Ga.	Groves/Garden City CC
19	Jontae Dobson	CB	5-9	193	Fr.	1st	Indianapolis, Ind.	Ben Davis
93	Bryson Donnell	DL	6-1	293	Jr.	3rd	Antioch, Tenn.	Lighthouse Christian
4	Omarbrick Douglas	OLB	6-3	234	Jr.	4th	Louisville, Ky.	Ballard
70	Tyler Ford	OL	6-2	301	Sr.	5th	Tampa, Fla.	Jefferson/Iowa Western CC
79	Ben Fox	OL	6-5	292	Fr.	1st	Phoenix, Ariz.	Pinnacle
11	DJ Freeman	DB	5-8	186	Sr.	5th	Del City, Okla.	Del City/Northeastern Oklahoma A&M
43	Cleyton Gracie	ILB	6-1	216	So.	3rd	Columbia, Mo.	Hickman
48	Andrew Graves	RB	5-8	187	Fr.	1st	Festus, Mo.	Jefferson
17	Jalon Greer	DB	6-1	176	Fr.	1st	Germantown, Tenn.	Germantown
5	Zach Hall	ILB	6-0	238	Sr.	4th	Louisville, Ky.	Male
57	Britt Harris	ILB	5-11	231	Jr.	4th	Kennett, Mo.	Kennett
28	Robert Hatchett III	DB	6-0	196	Jr.	3rd	Lithonia, Ga.	Lithonia/Butler CC
89	Dylan Hawk	WR	6-0	175	Fr.	1st	Imperial, Mo.	Seckman
74	Preston Haynes	OL	6-5	291	Jr.	3rd	Olive Branch, Miss.	Lewisburg/Itawamba CC
47	Zach Haynes	K/P	6-1	170	Fr.	1st	Potosi, Mo.	Potosi
26	Geno Hess	RB	5-8	209	Fr.	2nd	Peoria, Ill.	Peoria
44	Bud Hilburn	TE	6-1	247	Sr.	5th	Kennett, Mo.	Kennett
25	Trai Hodges	DB	5-10	179	So.	2nd	Rome, Ga.	Rome
31	Rashad Hughes	OLB	6-1	227	So.	3rd	Overland, Mo.	Ritenour
35	Brayden Hull	RB	5-10	209	So.	3rd	Wentzville, Mo.	Timberland
96	Ben Hutch	DL	6-4	305	Jr.	3rd	Old Hickory, Tenn.	Hillsboro/Independence CC
38	Rashaun Hyde	RB	6-1	195	Fr.	1st	Festus, Mo.	Festus
72	Gabe Jackson	TE	6-4	279	Fr.	1st	Dexter, Mo.	Dexter
21	Taj Jenkins	DB	5-11	197	Sr.	5th	Tampa, Fla.	Jefferson
13	Lawrence Johnson	DB	6-0	194	So.	2nd	St. Louis, Mo.	Riverview Gardens
9	Trey Jones	DB	5-8	155	Fr.	1st	St. Louis, Mo.	Parkway South
2	Bydarrius Knighten	DB	6-0	197	Jr.	4th	Tunica, Miss.	Rosa Fort
68	Nate Korte	OL	6-4	305	Fr.	2nd	Morris, Ill.	Morris Community
39	Adam Krause	P	6-0	201	So.	2nd	Chicago, Ill.	Montini Catholic/Western Kentucky
3	Ty Leonard	DB	6-0	170	Fr.	1st	Louisville, Ky.	Butler
46	Zach Liles	TE	6-6	212	Fr.	1st	Festus, Mo.	Festus
62	Tristan Love	OL	6-2	298	Fr.	2nd	Rockledge, Fla.	Rockledge
7	Marcus Lucas	DB	5-10	190	Jr.	4th	Mobile, Ala.	McGill-Toolen/Nevada
17	Patrick Maddox	QB	6-0	194	Fr.	2nd	Kennett, Mo.	Kennett
78	Lunden Manuel	DL	6-2	290	Fr.	1st	Cordova, Tenn.	St. Benedict at Auburndale
27	Mike Matthews	ILB	6-1	236	Fr.	1st	Fayetteville, N.C.	Jack Britt
33	Rasean McCauley	LB	6-2	241	Fr.	1st	Louisville, Ky.	Male
5	Noah McWell	WR	6-2	195	Sr.	4th	Sioux City, Iowa	West/Iowa Western CC
66	Logan Mesle	OL	6-4	290	Fr.	1st	St. Charles, Mo.	St. Charles



2019 ALPHABETICAL ROSTER

12	Brandon Mincey	ILB	6-0	242	Jr.	3rd	Plantation, Fla.	American Heritage/Garden City CC
75	Damon Mixon	OL	6-6	289	Fr.	1st	Gainesville, Ga.	Gainesville
11	Carl Moore	WR	5-10	165	Fr.	1st	Madison, Ill.	Madison
34	Xavier Myers	RB	5-10	191	Fr.	1st	Murfreesboro, Tenn.	Oakland
61	Dane Nelson	OL	6-1	289	Jr.	3rd	Visalia, Calif.	Central Valley Christian/Ventura College
92	Ryan Ochoa	DL	6-0	289	Sr.	5th	Hillsboro, Mo.	Hillsboro
7	Rashaan Palmer	WR	6-4	217	Fr.	1st	Chicago, Ill.	Simeon
6	Bryant Pirtle	OLB	6-2	227	Sr.	4th	Louisville, Ky.	DeSales/Utah
91	Josh Price	DL	6-2	285	Sr.	4th	Vicksburg, Miss.	St. Aloysius/Hinds CC
69	Immanuel Pride	OL	6-3	307	Jr.	3rd	Union City, Calif.	James Logan/Laney College
8	Joe Pyle	QB	6-2	213	So.	3rd	Fallon, Nev.	Churchill County/Golden West College
36	Jake Reynolds	K/P	5-10	177	Jr.	4th	Wildwood, Mo.	Lafayette
99	Daterraion Richardson	DL	5-11	305	Jr.	3rd	Liberty, Mo.	North
23	Mark Robinson	RB	6-0	222	Jr.	3rd	Leesburg, Ga.	Lee County/Presbyterian College
64	Jaden Rosenthal	OL	6-2	295	Jr.	3rd	Grandview, Mo.	Grandview/Butler CC
10	Daniel Santacaterina	QB	6-1	208	Sr.	5th	Geneva, Ill.	Geneva/Northern Illinois
60	Brandt Selesky	OL	5-10	268	Jr.	4th	Trussville, Ala.	Hewitt-Trussville
9	Zack Smith	WR	5-9	200	Jr.	4th	Louisville, Ky.	Male
65	Jake Steward	OL	6-3	305	Fr.	1st	Gardner, Kan.	Gardner-Edgerton
87	Caleb Strauss	TE	6-6	259	Fr.	2nd	Warrenton, Mo.	Warrenton
77	Elijah Swehla	OL	6-3	297	Sr.	4th	Des Moines, Iowa	Dowling/Iowa Western CC
3	Justin Swift	OLB	6-0	229	Sr.	4th	Memphis, Tenn.	Trezevant
45	Izeal Terrell	ILB	6-3	224	Fr.	1st	Alton, Ill.	Alton
30	Nick Thompson	ILB	5-11	240	Sr.	4th	Malden, Mo.	Malden
50	Clarence Thornton	DL	6-3	268	Sr.	4th	New Orleans, La.	Ridgeway
37	Kendrick Tiller	K/P	5-10	177	Jr.	4th	Lebanon, Mo.	Lebanon
86	Garrett Todd	WR	5-10	165	Fr.	1st	Lebanon, Tenn.	Wilson Central
56	Chilton Tolliver	OL	6-0	275	Fr.	1st	Atlanta, Ga.	Pace Academy
6	Kristian Wilkerson	WR	6-1	214	Sr.	5th	Memphis, Tenn.	Craigmont
88	Eric Williams	TE	6-4	262	Sr.	5th	St. Louis, Mo.	Carnahan
1	Jalyn Williams	QB	6-1	224	Fr.	1st	Atlanta, Ga.	Westlake
14	Ivory Winters	RB	6-0	216	Fr.	1st	Hayti, Mo.	Hayti H.S./Indiana
1	Al Young	CB	5-11	191	Sr.	4th	Cape Girardeau, Mo.	Central

Head Coach

Tom Matukewicz (Sixth Year - Fort Hays State, 1997)

Assistant Coaches

Bryce Saia (Defensive Coordinator/Secondary - Fort Hays State, 1996)

Jeromy McDowell (Offensive Coordinator/Quarterbacks - Central Methodist, 2005)

Matt Martin (Special Teams Coordinator/Outside Linebackers - Emporia State, 2006)

Joe Uhls (Tight Ends - Southeast Missouri, 2012)

Tyler French (Inside Linebackers - Southeast Missouri, 2013)

Ben Blake (Offensive Line - Concordia (Wis.), 2004)

Ray Smith (Cornerbacks - Northern Illinois, 2006)

Justin Drudik (Recruiting Coordinator/Wide Receivers - Nebraska-Kearney, 2012)

Jerone Williams (Defensive Line - Eastern Illinois, 2014)

Brandon Jackson (Running Backs - University of Ashford's Forbes School of Business, 2016)

Additional Football Staff

Wyatt Compton (Defensive Quality Control)

Luke Berblinger (Video Coordinator/Offensive Quality Control)

Lucas Orchard (Student Assistant)

Brett Blackman (Director of Operations and Equipment)

Jason Zerbach (Strength & Conditioning)

Ben Fox (Athletic Trainer)

Roster Breakdown

Total Squad Members.....	95
Seniors.....	20
Fifth-Year.....	9
Juniors.....	23
Sophomores.....	11
Freshmen.....	41
Redshirt.....	10

Pronunciation Guide

Q'Nairies Anderson.....	CUE-nair-ee-us
Jacob Buie.....	boo-ee
Jontae Dobson.....	john-TAY
Nate Korte.....	core-TAY
Adam Krause.....	sounds like house
Logan Mesle.....	mess-lee
Bryce Saia.....	SIGH-uh
Jerone Williams.....	JER-on



EASTERN KENTUCKY GAME DEPTH CHART

OFFENSE

Left Tackle

76	Terry Cook	6-4	290	So.	Elgin, Texas/Cisco College
71	Ja'Chai Baker	6-6	314	Jr.	Omaha, Neb./Iowa Western CC

Left Guard

77	Elijah Swehla*	6-3	297	Sr.	Des Moines, Iowa/Iowa Western CC
74	Preston Haynes	6-5	291	Jr.	Olive Branch, Miss./Itawamba CC

Center

61	Dane Nelson	6-1	289	Jr.	Visalia, Calif./Ventura College
70	Tyler Ford	6-2	301	R-Sr.	Tampa, Fla./Iowa Western CC

Right Guard

64	Jaden Rosenthal	6-2	295	Jr.	Grandview, Mo./Butler CC
70	Tyler Ford	6-2	301	R-Sr.	Tampa, Fla./Iowa Western CC

Right Tackle

68	Nate Korte	6-4	305	R-Fr.	Morris, Ill./Morris Community H.S.
76	Terry Cook	6-4	290	So.	Elgin, Texas/Cisco College

Tight End

84	Austin Crump	6-4	250	Jr.	Eureka, Mo./Eureka H.S.
88	Eric Williams	6-4	262	R-Sr.	St. Louis, Mo./Carnahan H.S.

Quarterback

10	Daniel Santacaterina*	6-1	210	R-Sr.	Geneva, Ill./Northern Illinois
8	Joe Pyle	6-2	213	So.	Fallon, Nev./Golden West College

Tailback

26	Geno Hess - OR -	5-8	209	R-Fr.	Peoria, Ill./Peoria H.S.
22	Zion Custis	5-8	190	So.	Lovejoy, Ga./Lovejoy H.S.
23	Mark Robinson	6-0	222	Jr.	Leesburg, Ga./Presbyterian College

Wide Receiver

6	Kristian Wilkerson*	6-1	214	R-Sr.	Memphis, Tenn./Craigmont H.S.
5	Noah McWell	6-2	195	Sr.	Sioux City, Iowa/Iowa Western CC

Wide Receiver

9	Zack Smith*	5-9	200	Jr.	Louisville, Ky./Male H.S.
16	Colby Cornett	5-9	187	Jr.	Joplin, Mo./Joplin H.S.

Wide Receiver

85	Aaron Alston	6-4	210	So.	Brighton, Tenn./Brighton H.S.
86	Garrett Todd	5-10	165	Fr.	Lebanon, Tenn./Wilson Central H.S.

DEFENSE

Defensive Tackle

50	Clarence Thornton*	6-3	268	Sr.	New Orleans, La./Ridgeway H.S.
93	Bryson Donnell	6-1	293	Jr.	Antioch, Tenn./Lighthouse Christian H.S.

Nose Tackle

99	Daterraion Richardson*	5-11	305	Jr.	Liberty, Mo./North H.S.
90	Josh Avery	6-4	320	Jr.	Nashville, Tenn./Independence CC

Defensive Tackle

91	Josh Price	6-2	285	Sr.	Vicksburg, Miss./Hinds CC
92	Ryan Ochoa*	6-0	289	Sr.	Hillsboro, Mo./Hillsboro H.S.

Outside Linebacker (Star)

3	Justin Swift*	6-0	229	Sr.	Memphis, Tenn./Trezevant H.S.
29	Derrick Calhoun, Jr.	6-1	234	So.	St. Louis, Mo./Hazelwood East H.S.

Linebacker (Mike)

5	Zach Hall*	6-0	238	Sr.	Louisville, Ky./Male H.S.
27	Mike Matthews	6-1	236	Fr.	Fayetteville, N.C./Jack Britt H.S.

Linebacker (Will)

27	Mike Matthews	6-1	236	Fr.	Fayetteville, N.C./Jack Britt H.S.
33	Rasean McCauley	6-2	241	Fr.	Louisville, Ky./Male H.S.

Outside Linebacker (Rush)

4	Omarbrick Douglas*	6-3	234	Jr.	Louisville, Ky./Ballard H.S.
6	Bryant Pirtle	6-2	227	Sr.	Louisville, Ky./Utah

Cornerback

24	Shabari Davis	6-0	193	Sr.	Garden City, Ga./Garden City CC
25	Trai Hodges	5-10	179	So.	Rome, Ga./Rome H.S.

Free Safety

2	Bydarrius Knighten*	6-0	197	Jr.	Tunica, Miss./Rosa Fort H.S.
21	Taj Jenkins*	5-11	197	R-Sr.	Tampa, Fla./Jefferson H.S.

Strong Safety

13	Lawrence Johnson	6-0	194	So.	St. Louis, Mo./Riverview Gardens H.S.
7	Marcus Lucas	5-10	190	Jr.	Mobile, Ala./Nevada

Cornerback

11	DJ Freeman*	5-8	186	R-Sr.	Del City, Okla./Northeastern Okla. A&M
25	Trai Hodges	5-10	179	So.	Rome, Ga./Rome H.S.

* Returning Starter

Last updated November 10, 2019



SPECIAL TEAMS

Kickoffs

39	Adam Krause	6-0	201	So.	Chicago, Ill./Western Kentucky
37	Kendrick Tiller	5-10	177	Jr.	Lebanon, Mo./Lebanon H.S.

Place Kicker

37	Kendrick Tiller*	5-10	177	Jr.	Lebanon, Mo./Lebanon H.S.
82	Michael Cooney	5-9	222	R-Fr.	Wheaton, Ill./Montini H.S.

Punter

36	Jake Reynolds*	5-10	177	Jr.	Wildwood, Mo./Lafayette H.S.
39	Adam Krause	6-0	201	So.	Chicago, Ill./Western Kentucky

Holder

39	Adam Krause	6-0	201	So.	Chicago, Ill./Western Kentucky
16	Colby Cornett	5-9	187	Jr.	Joplin, Mo./Joplin H.S.

Long Snapper

41	Camden Boyle*	5-10	225	Jr.	Lake Zurich, Ill./Lake Zurich H.S.
62	Tristan Love	6-2	298	R-Fr.	Rockledge, Fla./Rockledge H.S.

Short Snapper

41	Camden Boyle*	5-10	225	Jr.	Lake Zurich, Ill./Lake Zurich H.S.
62	Tristan Love	6-2	298	R-Fr.	Rockledge, Fla./Rockledge H.S.

Kick Returns

9	Zack Smith*	5-9	200	Jr.	Louisville, Ky./Male H.S.
24	Shabari Davis	6-0	193	Sr.	Garden City, Ga./Garden City CC

Punt Returns

9	Zack Smith*	5-9	200	Jr.	Louisville, Ky./Male H.S.
24	Shabari Davis	6-0	193	Sr.	Garden City, Ga./Garden City CC

* Returning Starter

Last updated November 10, 2019



SOUTHEAST MISSOURI SEASON/CAREER STATISTICS



2019 Southeast Missouri Football
Southeast Missouri Individual Season/Career Statistics (as of Nov 11, 2019)
All games



SEASON										CAREER										
Rushing																				
gp	att	gain	loss	net	avg	td	lg	avg/g	gp	att	gain	loss	net	avg	td	lg	avg/g			
HESS, Geno	10	97	590	20	570	5.9	6	73	57.0	14	108	654	20	634	5.9	6	73	45.3		
CUSTIS, Zion	10	109	530	23	507	4.7	5	40	50.7	20	173	896	48	848	4.9	9	40	42.4		
ROBINSON, Mark	9	89	422	32	390	4.4	6	31	43.3	22	163	804	50	754	4.6	10	52	34.3		
SANTACATERINA	10	63	236	123	113	1.8	3	30	11.3	23	151	617	301	316	2.1	6	33	13.7		
PYLE, Joe	5	13	118	43	75	5.8	1	61	15.0	5	13	118	43	75	5.8	1	61	15.0		
SMITH, Zack	10	1	29	0	29	29.0	0	29	2.9	34	7	79	2	77	11.0	0	29	2.3		
HULL, Brayden	5	5	25	0	25	5.0	1	12	5.0	8	5	25	0	25	5.0	1	12	3.1		
CORNETT, Colby	10	2	1	5	-4	-2.0	0	1	-0.4	24	3	8	5	3	1.0	0	7	0.1		
TEAM	6	3	0	6	-6	-2.0	0	0	-1.0											
Total	10	382	1951	252	1699	4.4	22	73	169.9											
Opponents	10	380	1790	277	1513	4.0	20	62	151.3											
Passing																				
gp	effic	comp	att	int	pct	yds	td	lg	avg/g	gp	effic	comp	att	int	pct	yds	td	lg	avg/g	
SANTACATERINA	10	130.82	139	258	10	53.9	2012	15	80	201.2	23	134.99	371	651	21	57.0	4856	43	80	211.1
PYLE, Joe	5	70.87	6	17	0	35.3	72	0	51	14.4	5	70.87	6	17	0	35.3	72	0	51	14.4
BUIE, Jacob	2	41.60	2	4	0	50.0	-4	0	0	-2.0	2	41.60	2	4	0	50.0	-4	0	0	-2.0
CORNETT, Colby	10	0.00	0	1	0	0.0	0	0	0	0.0	24	0.00	0	2	0	0.0	0	0	0	0.0
Total	10	125.44	147	280	10	52.5	2080	15	80	208.0										
Opponents	10	113.75	173	338	12	51.2	2371	11	66	237.1										
Receiving																				
gp	no.	yds	avg	td	lg	avg/g	gp	no.	yds	avg	td	lg	avg/g							
WILKERSON, K.	10	51	1085	21.3	9	80	108.5	44	199	3275	16.5	32	80	74.4						
ALSTON, Aaron	10	35	560	16.0	4	51	56.0	23	42	697	16.6	4	51	30.3						
SMITH, Zack	10	20	137	6.8	1	32	13.7	34	84	867	10.3	9	73	25.5						
CORNETT, Colby	10	17	140	8.2	1	27	14.0	24	34	354	10.4	3	69	14.8						
WILLIAMS, Eric	10	6	113	18.8	0	51	11.3	34	21	301	14.3	2	51	8.9						
CUSTIS, Zion	10	5	23	4.6	0	11	2.3	20	8	52	6.5	0	32	2.6						
ROBINSON, Mark	9	5	12	2.4	0	4	1.3	22	10	43	4.3	0	21	2.0						
CRUMP, Austin	7	4	-6	-1.5	0	6	-0.9	19	13	107	8.2	3	34	5.6						
FOSTER, Jordan	3	1	12	12.0	0	12	4.0	3	1	12	12.0	0	12	4.0						
STRAUSS, Caleb	9	1	5	5.0	0	5	0.6	13	1	5	5.0	0	5	0.4						
WALLER, Taylen	4	1	1	1.0	0	1	0.2	28	2	37	18.5	1	36	1.3						
HESS, Geno	10	1	-2	-2.0	0	0	-0.2	14	1	-2	-2.0	0	0	-0.1						
Total	10	147	2080	14.1	15	80	208.0													
Opponents	10	173	2371	13.7	11	66	237.1													
Total Offense																				
g	plays	rush	pass	total	avg/g	g	plays	rush	pass	total	avg/g									
SANTACATERINA	10	321	113	2012	212.5	23	802	316	4856	5172	224.9									
HESS, Geno	10	97	570	0	570	57.0	14	108	634	0	634	45.3								
CUSTIS, Zion	10	109	507	0	507	50.7	20	173	848	0	848	42.4								
ROBINSON, Mark	9	89	390	0	390	43.3	22	163	754	0	754	34.3								
PYLE, Joe	5	30	75	72	147	29.4	5	30	75	72	147	29.4								
SMITH, Zack	10	1	29	0	29	2.9	34	7	77	0	77	2.3								
HULL, Brayden	5	5	25	0	25	5.0	8	5	25	0	25	3.1								
CORNETT, Colby	10	3	-4	0	-4	-0.4	24	5	3	0	3	0.1								
BUIE, Jacob	2	4	0	-4	-4	-2.0	2	4	0	-4	-4	-2.0								
TEAM	6	3	-6	0	-6	-1.0														
Total	10	662	1699	2080	3779	377.9														
Opponents	10	718	1513	2371	3884	388.4														



SOUTHEAST MISSOURI SEASON/CAREER STATISTICS



2019 Southeast Missouri Football
 Southeast Missouri Individual Season/Career Statistics (as of Nov 11, 2019)
 All games



Scoring	SEASON						CAREER										
	td	fg	PAT			dxp	saf	pts	td	fg	PAT			dxp	saf	pts	
			kick	rush	rcv	pass				kick	rush	rcv	pass	dxp	saf	pts	
TILLER, K.	-	11-15	34-38	-	-	-	-	-	67	-	20-26	58-65	-	-	-	-	118
WILKERSON, K.	9	-	-	-	-	-	-	-	54	32	-	-	1	-	-	194	
HESS, Geno	6	-	-	-	-	-	-	-	36	6	-	-	-	-	-	36	
ROBINSON, Mark	6	-	-	-	-	-	-	-	36	10	-	-	-	-	-	60	
CUSTIS, Zion	5	-	-	-	-	-	-	-	30	10	-	-	-	-	-	60	
ALSTON, Aaron	4	-	-	-	-	-	-	-	24	4	-	-	-	-	-	24	
SANTACATERINA	3	-	-	-	-	-	-	-	18	6	-	-	1-1	-	-	36	
CORNETT, Colby	1	-	-	-	-	-	-	-	6	3	-	-	-	-	-	18	
DOUGLAS, O.	1	-	-	-	-	-	-	-	6	1	-	-	-	-	-	6	
HULL, Brayden	1	-	-	-	-	-	-	-	6	1	-	-	-	-	-	6	
SMITH, Zack	1	-	-	-	-	-	-	-	6	9	-	-	-	-	-	54	
PYLE, Joe	1	-	-	-	-	-	-	-	6	1	-	-	-	-	-	6	
Total	38	11-15	34-38	-	-	-	-	-	295								
Opponents	34	10-17	30-31	-	-	0-3	-	-	264								

Punt Returns	no.	yds	avg	td	lg	no.	yds	avg	td	lg
SMITH, Zack	15	163	10.9	0	52	43	425	9.9	0	52
YOUNG, Al	2	37	18.5	0	36	4	51	12.8	0	36
DAVIS, Shabari	1	13	13.0	0	13	13	183	14.1	0	37
Total	18	213	11.8	0	52					
Opponents	13	151	11.6	1	71					

Kick Returns	no.	yds	avg	td	lg	no.	yds	avg	td	lg
CUSTIS, Zion	7	147	21.0	0	36	22	644	29.3	1	97
SMITH, Zack	6	85	14.2	0	20	25	430	17.2	0	58
DAVIS, Shabari	4	76	19.0	0	24	4	76	19.0	0	24
YOUNG, Al	2	44	22.0	0	27	2	44	22.0	0	27
Total	19	352	18.5	0	36					
Opponents	36	796	22.1	0	70					

Interceptions	no.	yds	avg	td	lg	no.	yds	avg	td	lg
KNIGHTEN, B.	3	0	0.0	0	0	5	16	3.2	0	16
LUCAS, Marcus	2	9	4.5	0	9	4	51	12.8	0	35
FREEMAN, DJ	2	30	15.0	0	19	4	30	7.5	0	19
YOUNG, Al	2	12	6.0	0	12	5	12	2.4	0	12
DAVIS, Shabari	1	10	10.0	0	10	5	83	16.6	0	27
THORNTON, C.	1	1	1.0	0	1	1	1	1.0	0	1
DOUGLAS, O.	1	32	32.0	1	32	3	42	14.0	1	32
Total	12	94	7.8	1	32					
Opponents	10	109	10.9	1	35					

Fumble Returns	no.	yds	avg	td	lg	no.	yds	avg	td	lg
Total	0	0	0.0	0	0					
Opponents	0	0	0.0	1	0					



SOUTHEAST MISSOURI SEASON/CAREER STATISTICS



2019 Southeast Missouri Football
 Southeast Missouri Individual Season/Career Statistics (as of Nov 11, 2019)
 All games



All Purpose	SEASON								CAREER							
	g	rush	rcv	pr	kr	ir	total	avg/g	g	rush	rcv	pr	kr	ir	total	avg/g
WILKERSON, K.	10	0	1085	0	0	0	1085	108.5	44	0	3275	0	0	0	3275	74.4
CUSTIS, Zion	10	507	23	0	147	0	677	67.7	20	848	52	0	644	0	1544	77.2
HESS, Geno	10	570	-2	0	0	0	568	56.8	14	634	-2	0	0	0	632	45.1
ALSTON, Aaron	10	0	560	0	0	0	560	56.0	23	0	697	43	16	0	756	32.9
SMITH, Zack	10	29	137	163	85	0	414	41.4	34	77	867	425	430	0	1799	52.9
ROBINSON, Mar	9	390	12	0	0	0	402	44.7	22	754	43	0	0	0	797	36.2
CORNETT, Colb	10	-4	140	0	0	0	136	13.6	24	3	354	0	0	0	357	14.9
SANTACATERIN	10	113	0	0	0	0	113	11.3	23	316	0	0	0	0	316	13.7
WILLIAMS, Eric	10	0	113	0	0	0	113	11.3	34	0	301	0	12	0	313	9.2
DAVIS, Shabari	10	0	0	13	76	10	99	9.9	32	0	0	183	76	83	342	10.7
YOUNG, Al	4	0	0	37	44	12	93	23.2	31	0	0	51	44	12	107	3.5
PYLE, Joe	5	75	0	0	0	0	75	15.0	5	75	0	0	0	0	75	15.0
DOUGLAS, O.	10	0	0	0	0	32	32	3.2	33	0	0	0	0	42	42	1.3
FREEMAN, DJ	10	0	0	0	0	30	30	3.0	23	0	0	0	25	30	55	2.4
HULL, Brayden	5	25	0	0	0	0	25	5.0	8	25	0	0	0	0	25	3.1
FOSTER, Jordan	3	0	12	0	0	0	12	4.0	3	0	12	0	0	0	12	4.0
LUCAS, Marcus	10	0	0	0	0	9	9	0.9	21	0	0	0	0	51	51	2.4
STRAUSS, Cale	9	0	5	0	0	0	5	0.6	13	0	5	0	0	0	5	0.4
WALLER, Taylen	4	0	1	0	0	0	1	0.2	28	0	37	11	0	0	48	1.7
THORNTON, C.	10	0	0	0	0	1	1	0.1	40	0	0	0	0	1	1	0.0
TEAM	6	-6	0	0	0	0	-6	-1.0								
CRUMP, Austin	7	0	-6	0	0	0	-6	-0.9	19	0	107	0	0	0	107	5.6
Total	10	1699	2080	213	352	94	4438	443.8								
Opponents	10	1513	2371	151	796	109	4940	494.0								

Field Goals	att	good	long	blkd	att	good	long	blkd
TILLER, K.	15	11	55	1	26	20	55	2
Total	15	11	55	1				
Opponents	17	10	52	1				

Punting	no.	yds	avg	lg	blk	no.	yds	avg	lg	blk
REYNOLDS, Jake	63	2551	40.5	53	1	194	7854	40.5	78	2
TEAM	1	12	12.0	12	0					
Total	64	2563	40.0	53	1					
Opponents	56	2202	39.3	62	0					

Kickoffs	no.	yds	avg	tb	ob	no.	yds	avg	tb	ob
KRAUSE, Adam	54	2939	54.4	6	2	54	2939	54.4	6	2
COONEY, Michael	1	56	56.0	0	0	1	56	56.0	0	0
Total	55	2995	54.5	6	2					
Opponents	48	2756	57.4	21	2					



SOUTHEAST MISSOURI SEASON/CAREER STATISTICS



2019 Southeast Missouri Football
 Southeast Missouri Individual Season/Career Statistics (as of Nov 11, 2019)
 All games



##	Defensive Leaders	SEASON										CAREER										
		gp	ua	a	total	tfl	sack	int	pbu	fr	ff	blk	gp	ua	a	total	tfl	sack	int	pbu	fr	ff
5	HALL, Zach	10	43	48	91	7.5	2.5	.	.	3	.	45	164	210	374	38.0	14.5	4	6	3	8	2
3	SWIFT, Justin	10	35	35	70	11.0	3.0	.	2	1	1	44	120	111	231	35.0	18.5	4	10	5	5	1
2	KNIGHTEN, B.	10	35	17	52	1.0	.	3	3	.	.	34	116	76	192	2.5	.	5	15	1	1	.
13	JOHNSON, L.	10	29	10	39	2.0	.	.	1	.	.	18	29	11	40	2.0	.	.	1	.	.	.
11	FREEMAN, DJ	10	34	4	38	3.5	1.0	2	7	1	.	23	67	27	94	7.5	3.0	4	23	1	.	.
29	CALHOUN, D.	10	20	12	32	4.0	.	.	.	1	1	21	33	20	53	4.0	.	.	.	1	1	1
4	DOUGLAS, O.	10	12	11	23	3.0	1.0	1	1	.	1	33	57	69	126	16.0	4.0	3	3	4	2	1
12	MINCEY, Brandon	8	12	11	23	1.5	.	.	2	.	.	8	12	11	23	1.5	.	.	2	.	.	.
90	AVERY, Josh	10	13	10	23	6.0	1.5	20	17	17	34	7.0	2.5
24	DAVIS, Shabari	10	18	4	22	0.0	.	1	5	.	1	32	41	10	51	1.0	.	5	17	.	1	.
93	DONNELL, Bryson	9	9	12	21	3.0	2.0	.	.	2	.	33	20	33	53	7.5	4.0	.	.	3	.	.
50	THORNTON, C.	10	11	10	21	3.5	.	1	.	.	.	40	43	59	102	14.5	5.5	1	3	.	.	.
92	OCHOA, Ryan	10	9	11	20	2.5	0.5	.	.	1	.	36	35	34	69	16.5	5.5	.	.	2	.	2
6D	PIRTLE, Bryant	10	13	7	20	5.5	5.0	10	13	7	20	5.5	5.0
21	JENKINS, Taj	10	14	4	18	0.0	.	.	3	.	.	45	35	22	57	1.5	.	2	9	.	.	.
27	MATTHEWS, Mike	10	13	4	17	1.0	10	13	4	17	1.0
7	LUCAS, Marcus	10	11	6	17	0.0	.	2	3	.	.	21	41	21	62	1.5	.	4	5	.	.	.
99	RICHARDSON, D.	10	10	7	17	1.5	0.5	.	.	2	.	34	22	25	47	6.5	2.5	.	1	2	.	.
91	PRICE, Josh	10	9	8	17	2.0	1.0	23	16	18	34	2.5	1.5	.	1	.	.	.
33	MCCAULEY, R.	10	7	10	17	3.0	1.0	10	7	10	17	3.0	1.0
8	ALEXANDER, D.	2	6	6	12	2.0	1.0	24	33	32	65	8.5	4.5	1	1	.	.	.
19	DOBSON, Jontae	10	7	4	11	0.0	.	.	1	.	.	10	7	4	11	0.0	.	.	1	.	.	.
1	YOUNG, Al	4	7	3	10	0.0	.	2	2	.	.	31	39	17	56	0.0	.	5	14	1	.	.
28	HATCHETT III, R	9	7	1	8	0.0	.	.	1	.	.	9	7	1	8	0.0	.	.	1	.	.	.
25	HODGES, Trai	10	7	1	8	0.0	.	.	1	.	.	23	16	5	21	0.0	.	.	3	.	.	.
1D	ADAMS, Jermel	9	2	2	4	0.0	19	3	3	6	0.0
5A	MCWELL, Noah	9	2	1	3	0.0	21	2	3	5	0.0
97	MEEKS, Cameron	3	.	3	3	0.0	16	3	11	14	0.5	0.5
32	BALLARD, A.	10	1	2	3	0.0	10	1	2	3	0.0
14	WINTERS, Ivory	3	2	.	2	0.0	3	2	.	2	0.0
TM	TEAM	6	2	.	2	0.0											
57	HARRIS, Britt	9	2	.	2	0.0	22	7	5	12	0.0
17	MADDOX, Patrick	8	2	.	2	0.0	8	2	.	2	0.0
30	THOMPSON, Nick	10	.	1	1	0.0	43	15	21	36	1.5	.	1	1	.	.	.
9	SMITH, Zack	10	1	.	1	0.0	34	5	.	5	0.0
39	KRAUSE, Adam	10	1	.	1	0.0	10	1	.	1	0.0
6	WILKERSON, K.	10	1	.	1	0.0	44	3	.	3	0.0
41	BOYLE, Camden	10	.	1	1	0.0	33	2	2	4	0.0
71	BAKER, Ja'Chai	9	1	.	1	0.0	9	1	.	1	0.0
31	HUGHES, Rashad	5	.	1	1	0.5	11	2	3	5	0.5	.	.	1	.	.	.
44	HILBURN, Bud	2	1	.	1	0.0	27	1	.	1	0.0
16	CORNETT, Colby	10	1	.	1	0.0	24	1	1	2	0.0
45	TERRELL, lzeal	3	.	1	1	0.0	3	.	1	1	0.0
	Total	10	410	268	678	64	21	12	32	8	6	2										
	Opponents	10	359	282	641	72	24	10	28	5	5	3										



2019 STATISTICS



2019 Southeast Missouri Football
Southeast Missouri Overall Team Statistics (as of Nov 11, 2019)
All games



Team Statistics	SEMO	OPP
SCORING	295	264
Points Per Game	29.5	26.4
Points Off Turnovers	39	40
FIRST DOWNS	186	195
Rushing	80	71
Passing	81	98
Penalty	25	26
RUSHING YARDAGE	1699	1513
Yards gained rushing	1951	1790
Yards lost rushing	252	277
Rushing Attempts	382	380
Average Per Rush	4.4	4.0
Average Per Game	169.9	151.3
TDs Rushing	22	20
PASSING YARDAGE	2080	2371
Comp-Att-Int	147-280-10	173-338-12
Average Per Pass	7.4	7.0
Average Per Catch	14.1	13.7
Average Per Game	208.0	237.1
TDs Passing	15	11
TOTAL OFFENSE	3779	3884
Total Plays	662	718
Average Per Play	5.7	5.4
Average Per Game	377.9	388.4
KICK RETURNS: #-Yards	19-352	36-796
PUNT RETURNS: #-Yards	18-213	13-151
INT RETURNS: #-Yards	12-94	10-109
KICK RETURN AVERAGE	18.5	22.1
PUNT RETURN AVERAGE	11.8	11.6
INT RETURN AVERAGE	7.8	10.9
FUMBLES-LOST	9-5	10-8
PENALTIES-Yards	84-774	84-737
Average Per Game	77.4	73.7
PUNTS-Yards	64-2563	56-2202
Average Per Punt	40.0	39.3
Net punt average	37.1	35.2
KICKOFFS-Yards	55-2995	48-2756
Average Per Kick	54.5	57.4
Net kick average	37.3	39.1
TIME OF POSSESSION/Game	29:05	30:55
3RD-DOWN Conversions	46/141	53/149
3rd-Down Pct	33%	36%
4TH-DOWN Conversions	4/7	7/18
4th-Down Pct	57%	39%
SACKS BY-Yards	21-116	24-156
MISC YARDS	11	0
TOUCHDOWNS SCORED	38	34
FIELD GOALS-ATTEMPTS	11-15	10-17
ON-SIDE KICKS	1-1	1-3
RED-ZONE SCORES	(36-40) 90%	(32-44) 73%
RED-ZONE TOUCHDOWNS	(27-40) 68%	(26-44) 59%
PAT-ATTEMPTS	(34-38) 89%	(30-31) 97%
ATTENDANCE	24226	100841
Games/Avg Per Game	5/4845	5/20168
Neutral Site Games		0/0

Score by Quarters	1st	2nd	3rd	4th	OT	Total
Southeast Missouri	42	78	68	94	13	295
Opponents	65	64	76	52	7	264



2019 Southeast Missouri Football
Southeast Missouri Overall Individual Statistics (as of Nov 11, 2019)
All games



Rushing	gp	att	gain	loss	net	avg	td	lg	avg/g
HESS, Geno	10	97	590	20	570	5.9	6	73	57.0
CUSTIS, Zion	10	109	530	23	507	4.7	5	40	50.7
ROBINSON, Mark	9	89	422	32	390	4.4	6	31	43.3
SANTACATERINA	10	63	236	123	113	1.8	3	30	11.3
PYLE, Joe	5	13	118	43	75	5.8	1	61	15.0
SMITH, Zack	10	1	29	0	29	29.0	0	29	2.9
HULL, Brayden	5	5	25	0	25	5.0	1	12	5.0
CORNETT, Colby	10	2	1	5	-4	-2.0	0	1	-0.4
TEAM	6	3	0	6	-6	-2.0	0	0	-1.0
Total	10	382	1951	252	1699	4.4	22	73	169.9
Opponents	10	380	1790	277	1513	4.0	20	62	151.3

Passing	gp	effic	comp-att-int	pct	yds	td	lg	avg/g
SANTACATERINA	10	130.82	139-258-10	53.9	2012	15	80	201.2
PYLE, Joe	5	70.87	6-17-0	35.3	72	0	51	14.4
BUIE, Jacob	2	41.60	2-4-0	50.0	-4	0	0	-2.0
CORNETT, Colby	10	0.00	0-1-0	0.0	0	0	0	0.0
Total	10	125.44	147-280-10	52.5	2080	15	80	208.0
Opponents	10	113.75	173-338-12	51.2	2371	11	66	237.1

Receiving	gp	no.	yds	avg	td	lg	avg/g
WILKERSON, K.	10	51	1085	21.3	9	80	108.5
ALSTON, Aaron	10	35	560	16.0	4	51	56.0
SMITH, Zack	10	20	137	6.8	1	32	13.7
CORNETT, Colby	10	17	140	8.2	1	27	14.0
WILLIAMS, Eric	10	6	113	18.8	0	51	11.3
CUSTIS, Zion	10	5	23	4.6	0	11	2.3
ROBINSON, Mark	9	5	12	2.4	0	4	1.3
CRUMP, Austin	7	4	-6	-1.5	0	6	-0.9
FOSTER, Jordan	3	1	12	12.0	0	12	4.0
STRAUSS, Caleb	9	1	5	5.0	0	5	0.6
WALLER, Taylen	4	1	1	1.0	0	1	0.2
HESS, Geno	10	1	-2	-2.0	0	0	-0.2
Total	10	147	2080	14.1	15	80	208.0
Opponents	10	173	2371	13.7	11	66	237.1

Punt Returns	no.	yds	avg	td	lg
SMITH, Zack	15	163	10.9	0	52
YOUNG, AI	2	37	18.5	0	36
DAVIS, Shabari	1	13	13.0	0	13
Total	18	213	11.8	0	52
Opponents	13	151	11.6	1	71

Interceptions	no.	yds	avg	td	lg
KNIGHTEN, B.	3	0	0.0	0	0
FREEMAN, DJ	2	30	15.0	0	19
LUCAS, Marcus	2	9	4.5	0	9
YOUNG, AI	2	12	6.0	0	12
DOUGLAS, O.	1	32	32.0	1	32
THORNTON, C.	1	1	1.0	0	1
DAVIS, Shabari	1	10	10.0	0	10
Total	12	94	7.8	1	32
Opponents	10	109	10.9	1	35

Kick Returns	no.	yds	avg	td	lg
CUSTIS, Zion	7	147	21.0	0	36
SMITH, Zack	6	85	14.2	0	20
DAVIS, Shabari	4	76	19.0	0	24
YOUNG, AI	2	44	22.0	0	27
Total	19	352	18.5	0	36
Opponents	36	796	22.1	0	70

Fumble Returns	no.	yds	avg	td	lg
Total	0	0	0.0	0	0
Opponents	0	0	0.0	1	0



2019 STATISTICS



2019 Southeast Missouri Football
Southeast Missouri Overall Individual Statistics (as of Nov 11, 2019)
All games



Scoring	td	fg	PAT				dpx	saf	pts
			kick	rush	rcv	pass			
TILLER, K.	-	11-15	34-38	-	-	-	-	-	67
WILKERSON, K.	9	-	-	-	-	-	-	-	54
HESS, Geno	6	-	-	-	-	-	-	-	36
ROBINSON, Mark	6	-	-	-	-	-	-	-	36
CUSTIS, Zion	5	-	-	-	-	-	-	-	30
ALSTON, Aaron	4	-	-	-	-	-	-	-	24
SANTACATERINA	3	-	-	-	-	-	-	-	18
DOUGLAS, O.	1	-	-	-	-	-	-	-	6
PYLE, Joe	1	-	-	-	-	-	-	-	6
SMITH, Zack	1	-	-	-	-	-	-	-	6
CORNETT, Colby	1	-	-	-	-	-	-	-	6
HULL, Brayden	1	-	-	-	-	-	-	-	6
Total	38	11-15	34-38	-	-	-	-	-	295
Opponents	34	10-17	30-31	-	-	0-3	-	-	264

Total Offense	g	plays	rush	pass	total	avg/g
SANTACATERINA	10	321	113	2012	2125	212.5
HESS, Geno	10	97	570	0	570	57.0
CUSTIS, Zion	10	109	507	0	507	50.7
ROBINSON, Mark	9	89	390	0	390	43.3
PYLE, Joe	5	30	75	72	147	29.4
SMITH, Zack	10	1	29	0	29	2.9
HULL, Brayden	5	5	25	0	25	5.0
CORNETT, Colby	10	3	-4	0	-4	-0.4
BUJE, Jacob	2	4	0	-4	-4	-2.0
TEAM	6	3	-6	0	-6	-1.0
Total	10	662	1699	2080	3779	377.9
Opponents	10	718	1513	2371	3884	388.4

Field Goals	fg	pct.	01-19	20-29	30-39	40-49	50-99	lg	blk
TILLER, K.	11-15	73.3	0-0	6-6	3-4	1-4	1-1	55	1

FG Sequence	Southeast Missouri	Opponents
Southern Illinois	(22)	-
Montana State	(55)	(34),39
Mizzou Tigers	-	(44),(42),(52)
West Virginia State	46	27,(34)
Tennessee Tech	(35)	(33),(35),33,(51)
Austin Peay	(22)	34
Jacksonville State	(24)	-
UT Martin	(29),39,46	26,(47),23
Tennessee State	(33),(23),(23),43,(30)	33
Eastern Kentucky	(40)	(29)

Punting	no.	yds	avg	lg	tb	fc	i20	50+	blk
REYNOLDS, Jake	63	2551	40.5	53	2	25	15	6	1
TEAM	1	12	12.0	12	0	0	0	0	0
Total	64	2563	40.0	53	2	25	15	6	1
Opponents	56	2202	39.3	62	1	19	17	7	0

Kickoffs	no.	yds	avg	tb	ob	retn	net	ydln
KRAUSE, Adam	54	2939	54.4	6	2			
COONEY, Michael	1	56	56.0	0	0			
Total	55	2995	54.5	6	2	22.1	37.3	27
Opponents	48	2756	57.4	21	2	18.5	39.1	25

Numbers in (parentheses) indicate field goal was made.



2019 Southeast Missouri Football
Southeast Missouri Overall Individual Statistics (as of Nov 11, 2019)
All games



All Purpose	g	rush	rcv	pr	kr	ir	total	avg/g
WILKERSON, K.	10	0	1085	0	0	0	1085	108.5
CUSTIS, Zion	10	507	23	0	147	0	677	67.7
HESS, Geno	10	570	-2	0	0	0	568	56.8
ALSTON, Aaron	10	0	560	0	0	0	560	56.0
SMITH, Zack	10	29	137	163	85	0	414	41.4
ROBINSON, Ma	9	390	12	0	0	0	402	44.7
CORNETT, Colb	10	-4	140	0	0	0	136	13.6
WILLIAMS, Eric	10	0	113	0	0	0	113	11.3
SANTACATERI	10	113	0	0	0	0	113	11.3
DAVIS, Shabari	10	0	0	13	76	10	99	9.9
YOUNG, Al	4	0	0	37	44	12	93	23.2
PYLE, Joe	5	75	0	0	0	0	75	15.0
DOUGLAS, O.	10	0	0	0	0	32	32	3.2
FREEMAN, DJ	10	0	0	0	0	30	30	3.0
HULL, Brayden	5	25	0	0	0	0	25	5.0
FOSTER, Jorda	3	0	12	0	0	0	12	4.0
LUCAS, Marcus	10	0	0	0	0	9	9	0.9
STRAUSS, Cale	9	0	5	0	0	0	5	0.6
WALLER, Tayle	4	0	1	0	0	0	1	0.2
THORNTON, C.	10	0	0	0	0	1	1	0.1
TEAM	6	-6	0	0	0	0	-6	-1.0
CRUMP, Austin	7	0	-6	0	0	0	-6	-0.9
Total	10	1699	2080	213	352	94	4438	443.8
Opponents	10	1513	2371	151	796	109	4940	494.0



2019 STATISTICS



2019 Southeast Missouri Football
 Southeast Missouri Overall Defensive Statistics (as of Nov 11, 2019)
 All games



##	Defensive Leaders	gp	Tackles				Sacks no-yds	Pass defense			Fumbles		blkd	
			ua	a	tot	tfl/yds		int-yds	brup	qbh	rcv-yds	ff	kick	saf
5	HALL, Zach	10	43	48	91	7.5-28	2.5-19	.	.	7	.	3	.	.
3	SWIFT, Justin	10	35	35	70	11.0-40	3.0-9	.	2	2	1-0	1	.	.
2	KNIGHTEN, B.	10	35	17	52	1.0-2	.	3-0	3
13	JOHNSON, L.	10	29	10	39	2.0-3	.	.	1
11	FREEMAN, DJ	10	34	4	38	3.5-15	1.0-6	2-30	7	1	1-0	.	.	.
29	CALHOUN, D.	10	20	12	32	4.0-9	.	.	.	3	1-0	1	1	.
4	DOUGLAS, O.	10	12	11	23	3.0-4	1.0-2	1-32	1	1	.	.	1	.
90	AVERY, Josh	10	13	10	23	6.0-25	1.5-7	.	.	1
12	MINCEY, Brandon	8	12	11	23	1.5-3	.	.	2	2
24	DAVIS, Shabari	10	18	4	22	.	.	1-10	5	.	.	1	.	.
50	THORNTON, C.	10	11	10	21	3.5-8	.	1-1	.	1
93	DONNELL, Bryson	9	9	12	21	3.0-15	2.0-13	.	.	1	2-0	.	.	.
6D	PIRTLE, Bryant	10	13	7	20	5.5-35	5.0-34	.	.	2
92	OCHOA, Ryan	10	9	11	20	2.5-6	0.5-2	.	.	2	1-0	.	.	.
21	JENKINS, Taj	10	14	4	18	.	.	.	3
91	PRICE, Josh	10	9	8	17	2.0-13	1.0-8	.	.	1
33	MCCAULEY, R.	10	7	10	17	3.0-7	1.0-3
27	MATTHEWS, Mike	10	13	4	17	1.0-3	.	.	.	2
7	LUCAS, Marcus	10	11	6	17	.	.	2-9	3
99	RICHARDSON, D.	10	10	7	17	1.5-2	0.5-1	.	.	.	2-0	.	.	.
8	ALEXANDER, D.	2	6	6	12	2.0-10	1.0-7
19	DOBSON, Jontae	10	7	4	11	.	.	.	1
1	YOUNG, Ai	4	7	3	10	.	.	2-12	2
25	HODGES, Trai	10	7	1	8	.	.	.	1
28	HATCHETT III, R	9	7	1	8	.	.	.	1
1D	ADAMS, Jermel	9	2	2	4
32	BALLARD, A.	10	1	2	3
5A	MCWELL, Noah	9	2	1	3
97	MEEKS, Cameron	3	.	3	3	1
57	HARRIS, Britt	9	2	.	2
14	WINTERS, Ivory	3	2	.	2
TM	TEAM	6	2	.	2
17	MADDOX, Patrick	8	2	.	2
9	SMITH, Zack	10	1	.	1
30	THOMPSON, Nick	10	.	1	1
6	WILKERSON, K.	10	1	.	1	1
44	HILBURN, Bud	2	1	.	1
45	TERRELL, Izeal	3	.	1	1
39	KRAUSE, Adam	10	1	.	1
16	CORNETT, Colby	10	1	.	1
31	HUGHES, Rashad	5	.	1	1	0.5-2
71	BAKER, Ja'Chai	9	1	.	1
41	BOYLE, Camden	10	.	1	1
Total		10	410	268	678	64-230	21-116	12-94	32	28	8-0	6	2	.
Opponents		10	359	282	641	72-267	24-156	10-109	28	32	5-0	5	3	.



2019 Southeast Missouri Football
Southeast Missouri Combined Team Statistics (as of Nov 11, 2019)
Conference games



Date	Opponent	Score	Att.
* 10-05-19	TENNESSEE TECH	W 43-37	4373
* 10-12-19	at Austin Peay	L 24-28	6343
* 10-19-19	at #14 Jacksonville State	W 24-21	13643
* 10-26-19	UT MARTIN	W 17-10	2467
* 11-02-19	at Tennessee State	W 32-13	4738
* 11-09-19	EASTERN KENTUCKY	W 38-31	3750

Record:	Overall	Home	Away	Neutral
All games	5-1	3-0	2-1	0-0
Conference	5-1	3-0	2-1	0-0
Non-Conference	0-0	0-0	0-0	0-0

Rushing	gp	att	gain	loss	net	avg	td	lg	avg/g
CUSTIS, Zion	6	70	331	15	316	4.5	3	40	52.7
HESS, Geno	6	55	308	18	290	5.3	3	73	48.3
ROBINSON, Mark	5	43	193	17	176	4.1	3	31	35.2
PYLE, Joe	1	8	69	34	35	4.4	1	61	35.0
SANTACATERINA	6	36	99	69	30	0.8	0	24	5.0
SMITH, Zack	6	1	29	0	29	29.0	0	29	4.8
Total	6	218	1030	164	866	4.0	10	73	144.3
Opponents	6	222	884	178	706	3.2	9	42	117.7

Team Statistics	SEMO	OPP
FIRST DOWNS	109	121
Rushing	40	36
Passing	54	67
Penalty	15	18
RUSHING YARDAGE	866	706
Rushing Attempts	218	222
Average Per Rush	4.0	3.2
Average Per Game	144.3	117.7
TDs Rushing	10	9
PASSING YARDAGE	1377	1562
Comp-Att-Int	92-173-7	111-224-9
Average Per Pass	8.0	7.0
Average Per Catch	15.0	14.1
Average Per Game	229.5	260.3
TDs Passing	11	8
TOTAL OFFENSE	2243	2268
Average Per Play	5.7	5.1
Average Per Game	373.8	378.0
KICK RETURNS: #-Yards	12-215	21-430
PUNT RETURNS: #-Yards	8-68	3-16
INT RETURNS: #-Yards	9-73	7-55
FUMBLES-LOST	7-5	9-7
PENALTIES-Yards	45-432	45-394
PUNTS-AVG	35-39.0	34-37.3
TIME OF POSSESSION/Game	28:23	31:37
3RD-DOWN Conversions	30/85	34/94
4TH-DOWN Conversions	1/3	4/12

Passing	gp	effic	comp-att-int	pct	yds	td	lg	avg/g
SANTACATERINA	6	136.39	90-164-7	54.9	1326	11	80	221.0
PYLE, Joe	1	78.55	2-8-0	25.0	51	0	51	51.0
CORNETT, Colby	6	0.00	0-1-0	0.0	0	0	0	0.0
Total	6	132.93	92-173-7	53.2	1377	11	80	229.5
Opponents	6	111.88	111-224-9	49.6	1562	8	66	260.3

Interceptions	no.	yds	avg	td	lg
KNIGHTEN, B.	3	0	0.0	0	0
FREEMAN, DJ	2	30	15.0	0	19
THORNTON, C.	1	1	1.0	0	1
DAVIS, Shabari	1	10	10.0	0	10
LUCAS, Marcus	1	0	0.0	0	0
DOUGLAS, O.	1	32	32.0	1	32

Receiving	gp	no.	yds	avg	td	lg	avg/g
WILKERSON, K.	6	34	776	22.8	7	80	129.3
ALSTON, Aaron	6	21	340	16.2	3	51	56.7
SMITH, Zack	6	16	135	8.4	1	32	22.5
CORNETT, Colby	6	8	67	8.4	0	27	11.2
WILLIAMS, Eric	6	4	55	13.8	0	22	9.2
CRUMP, Austin	6	4	-6	-1.5	0	6	-1.0
ROBINSON, Mark	5	3	7	2.3	0	4	1.4
CUSTIS, Zion	6	2	3	1.5	0	7	0.5
Total	6	92	1377	15.0	11	80	229.5
Opponents	6	111	1562	14.1	8	66	260.3

Punting	no.	yds	avg	lg	tb	fc	i20	50+	blk
REYNOLDS, Jake	35	1365	39.0	50	1	16	12	1	0

Field Goals	fg	pct.	01-19	20-29	30-39	40-49	50-99	lg	blk
TILLER, K.	9-12	75.0	0-0	5-5	3-4	1-3	0-0	40	1

Punt Returns	no.	yds	avg	td	lg
SMITH, Zack	8	68	8.5	0	21
Total	8	68	8.5	0	21
Opponents	3	16	5.3	0	13

Scoring	td	fg	PAT				dpx	saf	pts
			kick	rush	rcv	pass			
TILLER, K.	-	9-12	19-22	-	-	-	-	-	46
WILKERSON, K.	7	-	-	-	-	-	-	-	42
CUSTIS, Zion	3	-	-	-	-	-	-	-	18
ALSTON, Aaron	3	-	-	-	-	-	-	-	18
ROBINSON, Mark	3	-	-	-	-	-	-	-	18
HESS, Geno	3	-	-	-	-	-	-	-	18
SMITH, Zack	1	-	-	-	-	-	-	-	6
DOUGLAS, O.	1	-	-	-	-	-	-	-	6
PYLE, Joe	1	-	-	-	-	-	-	-	6
Total	22	9-12	19-22	-	-	-	-	-	178
Opponents	18	5-10	17-17	-	-	0-1	-	-	140

Kick Returns	no.	yds	avg	td	lg
CUSTIS, Zion	7	147	21.0	0	36
SMITH, Zack	5	68	13.6	0	20
Total	12	215	17.9	0	36
Opponents	21	430	20.5	0	31

Score by Quarters	1st	2nd	3rd	4th	OT	Total
Southeast Missouri	28	34	44	59	13	178
Opponents	21	47	28	37	7	140

All Purpose	g	rush	rcv	pr	kr	ir	total	avg/g
WILKERSON, K.	6	0	776	0	0	0	776	129.3
CUSTIS, Zion	6	316	3	0	147	0	466	77.7
ALSTON, Aaron	6	0	340	0	0	0	340	56.7
SMITH, Zack	6	29	135	68	68	0	300	50.0
HESS, Geno	6	290	0	0	0	0	290	48.3
ROBINSON, Mar	5	176	7	0	0	0	183	36.6
CORNETT, Colb	6	-4	67	0	0	0	63	10.5
WILLIAMS, Eric	6	0	55	0	0	0	55	9.2
PYLE, Joe	1	35	0	0	0	0	35	35.0
DOUGLAS, O.	6	0	0	0	0	32	32	5.3
Total	6	866	1377	68	215	73	2599	433.2
Opponents	6	706	1562	16	430	55	2769	461.5

Total Offense	g	plays	rush	pass	total	avg/g
SANTACATERINA	6	200	30	1326	1356	226.0
CUSTIS, Zion	6	70	316	0	316	52.7



SOUTHEAST MISSOURI AND OPPONENT GAME HIGHS

Individual Game Highs

Rushes	19	CUSTIS, Zion at Jacksonville State (10-19-19)
Yards Rushing	156	HESS, Geno at Tennessee State (11-02-19)
TD Rushes	3	ROBINSON, Mark vs Tennessee Tech (10-05-19)
Long Rush	73	HESS, Geno at Tennessee State (11-02-19)
Pass attempts	37	SANTACATERINA at Tennessee State (11-02-19)
Pass completions	25	SANTACATERINA at Tennessee State (11-02-19)
Yards Passing	295	SANTACATERINA vs Eastern Kentucky (11-09-19)
TD Passes	3	SANTACATERINA at Austin Peay (10-12-19)
		SANTACATERINA at Jacksonville State (10-19-19)
		SANTACATERINA vs Eastern Kentucky (11-09-19)
Long Pass	80	SANTACATERINA at Jacksonville State (10-19-19)
Receptions	10	WILKERSON, K. vs Eastern Kentucky (11-09-19)
Yards Receiving	254	WILKERSON, K. vs Eastern Kentucky (11-09-19)
TD Receptions	2	WILKERSON, K. at Austin Peay (10-12-19)
		WILKERSON, K. at Jacksonville State (10-19-19)
		WILKERSON, K. vs Eastern Kentucky (11-09-19)
		WILKERSON, K. at Jacksonville State (10-19-19)
Long Reception	80	WILKERSON, K. at Jacksonville State (10-19-19)
Field Goals	4	TILLER, K. at Tennessee State (11-02-19)
Long Field Goal	55	TILLER, K. at Montana State (09-07-19)
Punts	14	REYNOLDS, Jake at Mizzou Tigers (09-14-19)
Punting Avg	46.0	REYNOLDS, Jake vs West Virginia State (09-21-19)
Long Punt	53	REYNOLDS, Jake at Montana State (09-07-19)
Punts inside 20	5	REYNOLDS, Jake at Jacksonville State (10-19-19)
Long Punt Return	52	SMITH, Zack at Montana State (09-07-19)
Long Kickoff Return	36	CUSTIS, Zion vs Eastern Kentucky (11-09-19)
Tackles	19	HALL, Zach vs Southern Illinois (08-29-19)
Sacks	1.5	AVERY, Josh vs UT Martin (10-26-19)
Tackles For Loss	2.5	PIRTLE, Bryant vs West Virginia State (09-21-19)
		SWIFT, Justin at Jacksonville State (10-19-19)
Interceptions	1	LUCAS, Marcus vs Southern Illinois (08-29-19)
		YOUNG, Al at Mizzou Tigers (09-14-19)
		YOUNG, Al vs West Virginia State (09-21-19)
		FREEMAN, DJ vs Tennessee Tech (10-05-19)
		KNIGHTEN, B. at Jacksonville State (10-19-19)
		KNIGHTEN, B. vs UT Martin (10-26-19)
		DOUGLAS, O. vs UT Martin (10-26-19)
		THORNTON, C. vs UT Martin (10-26-19)
		LUCAS, Marcus at Tennessee State (11-02-19)
		FREEMAN, DJ at Tennessee State (11-02-19)
		KNIGHTEN, B. vs Eastern Kentucky (11-09-19)
		DAVIS, Shabari vs Eastern Kentucky (11-09-19)

Team Game Highs

Rushes	49	vs Southern Illinois (08-29-19)
Yards Rushing	381	vs West Virginia State (09-21-19)
Yards Per Rush	8.3	vs West Virginia State (09-21-19)
TD Rushes	6	vs West Virginia State (09-21-19)
Pass attempts	38	at Tennessee State (11-02-19)
Pass completions	25	at Tennessee State (11-02-19)
Yards Passing	295	vs Eastern Kentucky (11-09-19)
Yards Per Pass	13.7	vs West Virginia State (09-21-19)
TD Passes	3	at Austin Peay (10-12-19)
		at Jacksonville State (10-19-19)
		vs Eastern Kentucky (11-09-19)
		vs Southern Illinois (08-29-19)
Total Plays	74	vs West Virginia State (09-21-19)
Total Offense	668	vs West Virginia State (09-21-19)
Yards Per Play	10.0	vs West Virginia State (09-21-19)
Points	56	vs West Virginia State (09-21-19)
Sacks By	5	at Jacksonville State (10-19-19)
		vs UT Martin (10-26-19)
First Downs	29	vs West Virginia State (09-21-19)
Penalties	12	vs Southern Illinois (08-29-19)
Penalty Yards	130	vs UT Martin (10-26-19)
Turnovers	5	vs Eastern Kentucky (11-09-19)
Interceptions By	3	vs UT Martin (10-26-19)
Punts	14	at Mizzou Tigers (09-14-19)
Punting Avg	46.0	vs West Virginia State (09-21-19)
Long Punt	53	at Montana State (09-07-19)
Punts inside 20	5	at Jacksonville State (10-19-19)
Long Punt Return	52	at Montana State (09-07-19)

Opponent Game Highs

Rushes	22	Davis, D.J., vs Southern Illinois (08-29-19)
		TANNER, Ahmaad, at Austin Peay (10-12-19)
		Rountree, Larry, at Mizzou Tigers (09-14-19)
Yards Rushing	142	Davis, D.J., vs Southern Illinois (08-29-19)
TD Rushes	2	ANDERSEN, Troy, at Montana State (09-07-19)
		Rountree, Larry, at Mizzou Tigers (09-14-19)
		TANNER, Ahmaad, at Austin Peay (10-12-19)
		IFANSE, Isaiah, at Montana State (09-07-19)
Long Rush	62	FISHER, Bailey, vs Tennessee Tech (10-05-19)
Pass attempts	54	FISHER, Bailey, vs Tennessee Tech (10-05-19)
Pass completions	26	FISHER, Bailey, vs Tennessee Tech (10-05-19)
Yards Passing	347	COOPER, Zerrick, at Jacksonville State (10-19-19)
TD Passes	2	FISHER, Bailey, vs Tennessee Tech (10-05-19)
		CRAIG, JaVaughn, at Austin Peay (10-12-19)
		COOPER, Zerrick, at Jacksonville State (10-19-19)
Long Pass	66	FISHER, Bailey, vs Tennessee Tech (10-05-19)
Receptions	9	FLEMING, Metriu, vs Tennessee Tech (10-05-19)
Yards Receiving	109	PEARSON, Josh, at Jacksonville State (10-19-19)
TD Receptions	1	JONES, Logan, at Montana State (09-07-19)
		Okwuegbunam, A., at Mizzou Tigers (09-14-19)
		Isiah Scott, vs West Virginia State (09-21-19)
		GIST, David, vs Tennessee Tech (10-05-19)
		GOLDSMITH, Andr, vs Tennessee Tech (10-05-19)
		WILSON, DeAngel, at Austin Peay (10-12-19)
		TANNER, Ahmaad, at Austin Peay (10-12-19)
		HESTER, Jamari, at Jacksonville State (10-19-19)
		EDWARDS, Ahmad, at Jacksonville State (10-19-19)
		WILLIAMS, Terry, vs UT Martin (10-26-19)
		ROWLAND, Chris, at Tennessee State (11-02-19)
Long Reception	66	GIST, David, vs Tennessee Tech (10-05-19)
Field Goals	3	McCann, Tucker, at Mizzou Tigers (09-14-19)
		ZAIDAN, Haidar, vs Tennessee Tech (10-05-19)
Long Field Goal	52	McCann, Tucker, at Mizzou Tigers (09-14-19)
Punts	8	STUART, Devin, at Austin Peay (10-12-19)
Punting Avg	55.4	McCann, Tucker, at Mizzou Tigers (09-14-19)
Long Punt	62	McCann, Tucker, at Mizzou Tigers (09-14-19)
Punts inside 20	4	STUART, Devin, at Austin Peay (10-12-19)
Long Punt Return	71	Floyd, Richaud, at Mizzou Tigers (09-14-19)
Long Kickoff Return	70	Taveon Hunter, vs West Virginia State (09-21-19)
Tackles	16	Brown, Qua, vs Southern Illinois (08-29-19)
Sacks	3.0	STERK, Bryce, at Montana State (09-07-19)
Tackles For Loss	3.5	CHERRY, Cecil, vs UT Martin (10-26-19)
Interceptions	1	PATRICK, Aaron, vs Eastern Kentucky (11-09-19)
		10 tied

Opponent Team Game Highs

Rushes	46	at Montana State (09-07-19)
Yards Rushing	265	at Montana State (09-07-19)
Yards Per Rush	6.5	at Mizzou Tigers (09-14-19)
TD Rushes	4	vs Southern Illinois (08-29-19)
		at Montana State (09-07-19)
		vs Tennessee Tech (10-05-19)
Pass attempts	54	vs Tennessee Tech (10-05-19)
Pass completions	26	vs Tennessee Tech (10-05-19)
Yards Passing	347	at Jacksonville State (10-19-19)
Yards Per Pass	9.7	at Mizzou Tigers (09-14-19)
TD Passes	2	vs Tennessee Tech (10-05-19)
		at Austin Peay (10-12-19)
		at Jacksonville State (10-19-19)
		vs Tennessee Tech (10-05-19)
Total Plays	93	vs Tennessee Tech (10-05-19)
Total Offense	501	at Mizzou Tigers (09-14-19)
Yards Per Play	7.7	at Mizzou Tigers (09-14-19)
Points	50	at Mizzou Tigers (09-14-19)
Sacks By	5	at Montana State (09-07-19)
First Downs	26	vs Tennessee Tech (10-05-19)
Penalties	14	vs West Virginia State (09-21-19)
Penalty Yards	105	vs West Virginia State (09-21-19)
Turnovers	5	vs UT Martin (10-26-19)
Interceptions By	2	at Austin Peay (10-12-19)
		vs Eastern Kentucky (11-09-19)
		at Austin Peay (10-12-19)
Punts	8	at Mizzou Tigers (09-14-19)
Punting Avg	55.4	at Mizzou Tigers (09-14-19)
Long Punt	62	at Mizzou Tigers (09-14-19)
Punts inside 20	4	at Austin Peay (10-12-19)
Long Punt Return	71	at Mizzou Tigers (09-14-19)



Southeast Mo. St. - 2019-20 Football Ranking Summary thru games 11/09/2019

Statistic	National Rank	Conference Rank	Value	National Leader	Value	Conference Leader	Value
3rd Down Conversion Pct (124 ranked)	108	8	0.326	Davidson	0.568	Austin Peay	0.441
3rd Down Conversion Pct Defense (124 ranked)	37	3	0.356	Sam Houston St.	0.268	Eastern Ky.	0.314
4th Down Conversion Pct (124 ranked)	32	3	0.571	Alcorn	1.000	Eastern Ill.	0.595
4th Down Conversion Pct Defense (124 ranked)	26	3	0.389	Jackson St.	0.214	Eastern Ky.	0.353
Blocked Kicks (60 ranked)	36	3	2	Harvard	8	UT Martin	4
Blocked Kicks Allowed (123 ranked)	88	9	3	28 teams tied	0	Jacksonville St.	0
Blocked Punts (21 ranked)				Harvard	6	UT Martin	2
Blocked Punts Allowed (121 ranked)	67	6	1	66 teams tied	0	5 teams tied	0
Completion Percentage (124 ranked)	109	8	0.525	Southeastern La.	0.692	Murray St.	0.639
Defensive TDs (41 ranked)	41	5	1	Grambling	6	UT Martin	3
Fewest Penalties (124 ranked)	114	8	84	Dartmouth	29	UT Martin	48
Fewest Penalties Per Game (124 ranked)	110	8	8.40	Delaware	3.60	UT Martin	4.80
Fewest Penalty Yards (124 ranked)	112	8	774	Princeton	210	Eastern Ill.	468
Fewest Penalty Yards Per Game (124 ranked)	108	8	77.40	Princeton	26.25	Eastern Ill.	46.80
First Downs Defense (124 ranked)	65	4	195	Harvard	124	Eastern Ky.	172
First Downs Offense (124 ranked)	71	6	186	Houston Baptist	264	Jacksonville St.	241
Fumbles Lost (124 ranked)	29	4	5	Drake	1	Austin Peay	2
Fumbles Recovered (121 ranked)	29	5	8	Albany (NY)	15	Murray St.	13
Kickoff Return Defense (124 ranked)	92	6	22.11	Tennessee Tech	12.70	Tennessee Tech	12.70
Kickoff Returns (124 ranked)	89	5	18.53	North Dakota St.	27.78	Eastern Ky.	25.40
Net Punting (124 ranked)	33	1	37.06	Bucknell	43.88	Southeast Mo. St.	37.06
Passes Had Intercepted (122 ranked)	73	3	10	North Dakota St.	1	UT Martin	8
Passes Intercepted (124 ranked)	13	1	12	UIW	17	Southeast Mo. St.	12
Passing Offense (124 ranked)	71	7	208.0	Northern Ariz.	355.7	Jacksonville St.	294.6
Passing Yards Allowed (124 ranked)	77	5	237.1	Jacksonville	144.0	Eastern Ky.	201.5
Passing Yards per Completion (124 ranked)	21	1	14.15	Kennesaw St.	21.17	Southeast Mo. St.	14.15
Punt Return Defense (124 ranked)	93	7	11.62	Samford	-2.75	Austin Peay	3.00
Punt Returns (124 ranked)	30	4	11.16	Wofford	20.73	UT Martin	18.69
Red Zone Defense (124 ranked)	19	3	0.727	Illinois St.	0.545	Eastern Ky.	0.697
Red Zone Offense (124 ranked)	14	2	0.900	North Dakota	0.964	Eastern Ky.	0.923
Rushing Defense (124 ranked)	54	7	151.3	Central Conn. St.	64.6	Austin Peay	83.9
Rushing Offense (124 ranked)	41	3	170.0	Kennesaw St.	350.0	Eastern Ky.	203.3
Sacks Allowed (124 ranked)	81	8	2.40	Wofford	0.11	Austin Peay	0.70
Scoring Defense (124 ranked)	53	4	26.4	Dartmouth	10.1	Eastern Ky.	23.1
Scoring Offense (124 ranked)	51	3	29.5	Dayton	41.2	Austin Peay	34.7
Tackles for Loss Allowed (124 ranked)	92	5	7.20	San Diego	3.11	Austin Peay	5.50
Team Passing Efficiency (124 ranked)	74	7	125.44	North Dakota St.	183.92	Tennessee Tech	141.28
Team Passing Efficiency Defense (124 ranked)	11	1	113.75	North Dakota St.	102.10	Southeast Mo. St.	113.75
Team Sacks (124 ranked)	62	3	2.00	Harvard	4.63	UT Martin	2.70
Team Tackles for Loss (124 ranked)	55	6	6.4	Sam Houston St.	11.4	Eastern Ky.	7.7
Time of Possession (124 ranked)	91	7	29.05	The Citadel	35.26	Tennessee Tech	32.45
Total Defense (124 ranked)	62	6	388.4	Central Conn. St.	276.6	Austin Peay	312.1
Total Offense (124 ranked)	70	6	378.0	Eastern Wash.	524.3	Austin Peay	436.1
Turnover Margin (124 ranked)	33	3	0.50	UIW	1.60	Austin Peay	0.60
Turnovers Gained (120 ranked)	18	2	20	UIW	30	Murray St.	21
Turnovers Lost (124 ranked)	55	4	15	North Dakota St.	5	Austin Peay	11
Winning Percentage (123 ranked)	13	1	0.700	Dartmouth	1.000	Austin Peay	0.700
				North Dakota St.	1.000	Southeast Mo. St.	0.700



NCAA STATISTICS

NCAA Statistics

11/11/19, 4:46 PM

Statistic	Player	National Rank	Conference Rank	Value	National Leader	Value	Conference Leader	Value
All Purpose (199 ranked)	Kristian Wilkerson	52	6	108.50	Jake Chisholm, Dayton	202.38	Chris Rowland, Tennessee St.	194.90
Blocked Kicks (6 ranked)					5 players tied		3 Malik Abdul-Haqq, Tennessee St. Korbin Harmon, UT Martin Khalil Jones, Tennessee St.	2 2 2
Combined Kick Returns (200 ranked)	Zack Smith Zion Custis	96 160	7 14	247 147	Bronson Yoder, William & Mary	874	Terry Williams, UT Martin	667
Completion Percentage (108 ranked)	Daniel Santacaterina	92	7	0.539	Trey Lance, North Dakota St.	0.696	Preston Rice, Murray St.	0.643
Completions Per Game (149 ranked)	Daniel Santacaterina	83	8	13.90	Bailey Zappe, Houston Baptist	31.40	Preston Rice, Murray St.	22.90
Field Goal Percentage (83 ranked)	Kendrick Tiller	41	4	0.733	Seth Harrison, Eastern Wash.	1.000	Antonio Zita, Tennessee St.	0.857
Field Goals Per Game (128 ranked)	Kendrick Tiller	21	2	1.22	Noel Ruiz, N.C. A&T	2.11	Antonio Zita, Tennessee St.	1.80
Forced Fumbles (37 ranked)					Charles Akanno, Idaho Nick Eaton, UC Davis Eli Mencer, Albany (NY)	0.50 0.50 0.50	Dytarion Johnson, Eastern Ill.	0.40
Fumbles Recovered (19 ranked)	Bryson Donnell Daterraion Richardson	19 19	2 2	2 2	Mason King, Hampton	4	Corey Glass, Eastern Ky.	3
Interceptions Per Game (144 ranked)	Bydarius Knighten DJ Freeman Marcus Lucas	56 144 144	3 9 9	0.3 0.2 0.2	Kordell Jackson, Austin Peay Greg Liggs Jr., Elon	0.7 0.7	Kordell Jackson, Austin Peay	0.7
Kickoff Return TDs (6 ranked)					5 players tied		2 Quinz Turner, Murray St. Chris Rowland, Tennessee St. Metrius Fleming, Tennessee Tech	1 1 1
Kickoff Returns (86 ranked)					Ernest Edwards, Maine	31.3	Metrius Fleming, Tennessee Tech	27.7
Passes Defended (50 ranked)					Anthony Adams, Portland St.	2.1	Nick Harper, Jr., Tennessee St.	1.4
Passing Efficiency (108 ranked)	Daniel Santacaterina	59	6	130.8	Trey Lance, North Dakota St.	191.1	Javaughn Craig, Austin Peay	143.3
Passing TDs (136 ranked)	Daniel Santacaterina	50	5	15	Jeff Undercuffler, Albany (NY)	31	Zerrick Cooper, Jacksonville St.	25
Passing Yards (150 ranked)	Daniel Santacaterina	53	7	2,012	Case Cookus, Northern Ariz.	3,339	Zerrick Cooper, Jacksonville St.	3,093
Passing Yards Per Game (150 ranked)	Daniel Santacaterina	63	7	201.2	Case Cookus, Northern Ariz.	333.9	Zerrick Cooper, Jacksonville St.	281.2
Passing Yards per Completion (108 ranked)	Daniel Santacaterina	10	1	14.47	Tyquell Fields, Stony Brook	17.91	Daniel Santacaterina, Southeast Mo. St.	14.47
Points Responsible For (187 ranked)	Daniel Santacaterina Kendrick Tiller	56 148	5 13	108 67	Jack Cook, Dayton	228	Zerrick Cooper, Jacksonville St. Bailey Fisher, Tennessee Tech	186 196
Points Responsible For Per Game (147 ranked)	Daniel Santacaterina Kendrick Tiller	70 135	5 11	10.8 7.4	Jack Cook, Dayton	25.3	Bailey Fisher, Tennessee Tech	18.6
Punt Return TDs (2 ranked)					Terry Williams, UT Martin	2	Terry Williams, UT Martin	2
Punt Returns (51 ranked)	Zack Smith	22	4	10.1	D'mauriae VanCleave, Wofford	20.7	Terry Williams, UT Martin	18.7
Punting (98 ranked)	Jake Reynolds	46	3	40.5	Alex Pechin, Bucknell	47.9	Kaleb Mosley, Tennessee St.	42.2
Receiving TDs (119 ranked)	Kristian Wilkerson Aaron Alston	13 119	2 8	9 4	Jadakis Bonds, Hampton	14	Josh Pearson, Jacksonville St.	13
Receiving Yards (150 ranked)	Kristian Wilkerson Aaron Alston	3 98	3 11	1,085 560	Chris Rowland, Tennessee St.	1,289	Chris Rowland, Tennessee St.	1,289
Receiving Yards Per Game (200 ranked)	Kristian Wilkerson Aaron Alston	5 116	3 11	108.5 56.0	Chris Rowland, Tennessee St.	128.9	Chris Rowland, Tennessee St.	128.9
Receptions Per Game (194 ranked)	Kristian Wilkerson Aaron Alston	50 162	4 12	5.1 3.5	Chris Rowland, Tennessee St. Jerreth Sterns, Houston Baptist	9.2 9.2	Chris Rowland, Tennessee St.	9.2
Rush Yards Per Carry (145 ranked)	Zion Custis	74	5	4.65	Jah-Maine Martin, N.C. A&T	7.76	Peyton Logan, UT Martin	7.19
Rushing TDs (141 ranked)	Geno Hess Mark Robinson Zion Custis	73 73 102	5 5 10	6 6 5	Alex Ramsey, VMI	22	Alonzo Booth, Eastern Ky.	12
Rushing Yards (199 ranked)	Geno Hess Zion Custis Mark Robinson	80 105 171	5 8 12	570 507 331	Julius Chestnut, Sacred Heart	1,224	Daryl McCleskey, Eastern Ky.	1,022
Rushing Yards Per Game (200 ranked)	Geno Hess Zion Custis Mark Robinson	98 127 190	5 7 12	57.0 50.7 39.1	Julius Chestnut, Sacred Heart	122.4	Daryl McCleskey, Eastern Ky.	102.2
Sacks (194 ranked)	Bryant Pirtle	80	4	0.50	Andre Walker, Houston Baptist	1.35	Aaron Patrick, Eastern Ky.	0.70
Scoring (200 ranked)	Kendrick Tiller Kristian Wilkerson	38 136	3 11	7.4 5.4	Alex Ramsey, VMI	13.4	Antonio Zita, Tennessee St.	7.8
Solo Tackles (28 ranked)					Keith Woetzel, Lehigh	7.4	Anthony Koclanakis, Murray St.	5.0
Tackles For Loss (89 ranked)	Justin Swift	89	4	1.0	Eli Mencer, Albany (NY)	1.9	Josephus Smith, Austin Peay	1.5
Total Offense (200 ranked)	Daniel Santacaterina	65	7	212.5	EJ Perry, Brown	366.3	Zerrick Cooper, Jacksonville St.	306.3
Total Points Scored (0 ranked)								
Total Tackles (198 ranked)	Zach Hall Justin Swift	30 138	3 9	9.0 6.8	Brandon Easterling, Dayton	12.6	Anthony Koclanakis, Murray St.	10.3
Total Touchdowns (146 ranked)	Kristian Wilkerson Geno Hess Mark Robinson	56 146 146	6 11 11	6 6 6	Alex Ramsey, VMI	22	Josh Pearson, Jacksonville St.	13
Yards per Pass Attempt (108 ranked)	Daniel Santacaterina	38	4	7.80	Aaron Winchester, Central Conn. St.	10.06	Javaughn Craig, Austin Peay	8.22
Yards per Reception (200 ranked)	Kristian Wilkerson Aaron Alston	14 82	1 8	21.27 16.00	Isaiah Weston, UNI	25.18	Kristian Wilkerson, Southeast Mo. St.	21.27



SEMO GAME-BY-GAME STATISTICS

	SIU	@MSU	@MIZZOU	WVSU	TTU	@APSU	@JSU	UTM	@TSU	EKU	@EIU	MUR
	8/29	9/7	9/14	9/21	10/5	10/12	10/29	10/26	11/2	11/9	11/16	11/23
First Downs	28	12	8	29	23	15	15	11	23	22		
Rushing	15	5	3	17	13	5	3	3	8	8		
Passing	9	6	4	8	9	8	8	6	12	11		
Penalty	4	1	1	4	1	2	4	2	3	3		
Third Downs	13	15	18	10	14	12	16	15	16	12		
Converted	6	3	2	5	7	2	4	3	9	5		
Efficiency	46.2	20.0	11.1	50.0	50.0	16.7	25.0	20.0	56.3	41.7		
Fourth Downs	1	2	0	1	1	1	0	0	0	1		
Converted	1	1	0	1	1	0	0	0	0	0		
Efficiency	1.000	50.0	0.0	1.000	1.000	0.0	0.0	0.0	0.0	0.0		
Total Net Yards	529	245	94	669	393	345	280	263	496	466		
Plays	74	66	64	67	73	60	65	55	70	68		
Avg Per Play	7.1	3.7	1.5	10.0	5.4	5.8	4.3	4.8	7.1	6.9		
Net Yards Rushing	281	131	40	382	221	124	60	85	205	171		
Attempts	49	37	32	46	46	36	37	26	32	41		
Avg. Per Rush	5.7	3.5	1.2	8.3	4.8	3.4	1.6	3.3	6.4	4.2		
Net Yards Passing	248	114	54	287	172	221	220	178	291	295		
Attempts	25	29	32	21	27	24	28	29	38	27		
Completions	15	13	11	16	12	15	12	11	25	17		
Completion Pct.	60.0	44.8	34.4	76.2	44.4	62.5	42.9	37.9	65.8	62.9		
Yds. Per Attempt	9.9	3.9	1.7	13.7	6.4	9.2	7.9	6.1	7.7	10.9		
Touchdowns	1	1	0	2	1	3	3	0	1	3		
Interceptions	1	1	1	0	1	2	0	1	1	2		
Sacked	0	5	3	1	4	2	1	4	2	2		
Yards Lost	0	32	19	7	20	14	14	30	8	12		
Touchdowns	6	2	0	8	6	3	3	2	3	5		
Rushing	5	1	0	6	5	0	0	1	2	2		
Passing	1	1	0	2	1	3	3	0	1	3		
Returns	0	0	0	0	0	0	0	1	0	0		
Penalties	12	11	6	10	6	11	9	10	5	4		
Yards Lost	81	97	50	114	60	85	69	130	46	42		
Fumbles	1	1	0	0	1	1	0	1	1	3		
Fumbles Lost	0	0	0	0	1	0	0	1	0	3		
Punts	3	10	14	2	5	7	11	8	1	3		
Total Yards	117	413	576	92	197	298	404	313	29	124		
Gross Avg.	39.0	41.3	41.1	46.0	39.4	42.6	36.7	39.1	29.0	41.3		
Net Avg.	37.7	35.7	34.4	46.0	39.4	42.7	34.9	38.6	16.0	41.3		
Inside 20	0	1	2	0	2	1	5	3	1	0		
Touchbacks	0	1	0	0	0	0	0	0	0	0		
FGs Attempted	1	1	0	1	1	1	1	2	5	1		
FGs Made	1	1	0	0	1	1	1	1	4	1		
PATs Made-Att.	5-6	2-2	0-0	8-8	4-6	3-3	3-3	2-2	2-3	5-5		
Kicking M-A	5-6	2-2	0-0	8-8	4-6	3-3	3-3	2-2	2-3	5-5		
2-pt. Rushing M-A	0-0	0-0	0-0	0-0	0-0	0-0	0-0	0-0	0-0	0-0		
2-pt. Passing M-A	0-0	0-0	0-0	0-0	0-0	0-0	0-0	0-0	0-0	0-0		
Kickoffs-Yds-TB	8-461-1	2-127-0	1-65-1	9-557-1	6-353-0	5-300-0	5-229-0	4-225-2	8-395-0	7-283-1		
Safeties	0	0	0	0	0	0	0	0	0	0		
Points Scored	44	17	0	56	43	24	24	17	32	38		
Time of Possession	31:36	28:40	30:57	29:21	26:18	29:34	29:50	24:30	32:40	27:27		
Net TO Ratio	-	-	-	+1	-	-2	+4	+3	+2	-3		



OPPONENT GAME-BY-GAME STATISTICS

	SiU	@MSU	@MIZZOU	WVSU	TTU	@APSU	@JSU	UTM	@TSU	EKU	@EIU	MUR
	8/29	9/7	9/14	9/21	10/5	10/12	10/29	10/26	11/2	11/9	11/16	11/23
First Downs	18	21	19	16	26	20	24	19	15	17		
Rushing	7	14	10	4	8	7	6	5	3	7		
Passing	9	6	7	9	14	10	14	10	11	8		
Penalty	2	1	2	3	4	3	4	4	1	2		
Third Downs	15	14	10	16	19	15	18	14	11	17		
Converted	8	5	2	4	8	5	6	3	4	8		
Efficiency	53.3	35.7	20.0	25.0	42.1	33.3	33.3	21.4	36.3	47.0		
Fourth Downs	2	2	0	2	3	1	4	2	1	1		
Converted	1	1	0	1	2	1	1	0	0	0		
Efficiency	50.0	50.0	0.0	50.0	66.7	1.00	25.0	0.0	0.0	0.0		
Total Net Yards	387	456	501	272	421	385	471	369	300	322		
Plays	68	72	65	67	93	67	87	76	54	69		
Avg Per Play	5.7	6.3	7.7	4.1	4.5	5.7	5.4	4.9	5.6	4.7		
Net Yards Rushing	170	265	259	113	131	142	124	85	83	141		
Attempts	40	46	40	32	39	39	35	41	28	40		
Avg. Per Rush	4.2	5.8	6.5	3.5	3.4	3.6	3.5	2.1	3.0	3.5		
Net Yards Passing	217	318	242	159	290	243	347	284	217	181		
Attempts	28	26	25	35	54	28	52	35	26	29		
Completions	16	14	16	16	26	17	23	14	17	14		
Completion Pct.	57.1	53.8	64.0	45.7	48.1	60.7	44.2	40.0	65.4	48.2		
Yds. Per Attempt	7.8	13.6	9.7	4.5	5.4	8.7	6.7	8.1	8.3	6.2		
Touchdowns	0	1	1	1	2	2	2	1	1	0		
Interceptions	1	0	1	1	1	0	1	3	2	2		
Sacked	2	1	1	2	2	1	5	5	1	1		
Yards Lost	8	10	2	15	9	2	36	26	5	3		
Touchdowns	4	5	5	1	4	4	3	1	2	4		
Rushing	4	4	3	0	2	2	1	0	1	3		
Passing	0	1	1	1	2	2	2	1	1	0		
Returns	0	0	1	0	0	0	0	0	0	1		
Penalties	11	5	9	14	6	10	10	5	6	8		
Yards Lost	94	65	79	105	44	71	100	63	52	64		
Fumbles	0	1	0	0	1	1	4	2	1	0		
Fumbles Lost	0	1	0	0	1	0	3	2	1	0		
Punts	5	5	5	7	4	8	7	5	4	6		
Total Yards	202	194	277	261	112	282	287	194	151	242		
Gross Avg.	40.4	38.8	55.4	37.3	28.0	35.2	41.0	38.8	37.8	40.3		
Net Avg.	33.0	26.0	50.0	35.0	27.5	33.9	33.7	34.8	35.8	41.0		
Inside 20	1	2	2	2	0	4	2	2	0	2		
Touchbacks	0	0	0	0	0	0	1	0	0	0		
FGs Attempted	0	2	3	2	4	1	0	3	1	1		
FGs Made	0	1	3	1	3	0	0	1	0	1		
PATs Made-Att.	2-4	5-5	5-6	1-1	4-4	4-4	3-3	1-1	1-2	4-4		
Kicking M-A	2-2	5-5	5-6	1-1	4-4	4-4	3-3	1-1	1-1	4-4		
2-pt. Rushing M-A	0-0	0-0	0-0	0-0	0-0	0-0	0-0	0-0	0-0	0-0		
2-pt. Passing M-A	0-2	0-0	0-0	0-0	0-0	0-0	0-0	0-0	0-1	0-0		
Kickoffs-Yds-TB	5-295-1	7-404-2	10-635-10	2-105-0	6-388-4	5-320-2	3-64-0	3-178-2	5-113-0	6-285-0		
Safeties	0	0	0	0	0	0	0	0	0	0		
Points Scored	26	38	50	10	37	28	21	10	13	31		
Time of Possession	28:24	31:20	29:03	30:39	33:42	30:26	30:10	35:30	27:20	32:33		
Net TO Ratio	-	-	-	-1	-	+2	-4	-3	-2	+3		



STATISTICS

Game-by-Game Leaders

Date	Opponent	Scoring	Rushing Yards	Receptions	Receiving Yards	Tackles
08-29-19	Southern Illinois	Santacaterina - 12 pts.	Custis - 78	Wilkerson - 6	Wilkerson - 146	Hall - 19
09-07-19	at Montana State	Wilkerson, Robinson, 6 pts.	Hess - 90	Wilkerson - 6	Wilkerson - 77	Knighten, Hall, Swift - 10
09-14-19	at Missouri	-	Robinson - 19	Alston, Smith - 2	Wilkerson - 15	Young - 6
09-21-19	West Virginia State	Hess, 12 pts.	Hess - 96	Alston, Wilkerson, Cornett - 4	Alston - 90	Johnson, Hall - 7
10-05-19	Tennessee Tech	Robinson - 18 pts.	Custis - 117	Wilkerson - 5	Wilkerson - 124	Calhoun - 12
10-12-19	at Austin Peay	Wilkerson - 12 pts.	Custis - 66	Wilkerson - 5	Wilkerson - 122	Hall, Lucas - 8
10-19-19	at Jacksonville State	Wilkerson - 12 pts.	Custis - 45	Wilkerson - 3	Wilkerson - 129	Swift - 12
10-26-19	UT Martin	Douglas, Pyle - 6 pts.	Robinson - 39	Alston - 6	Alston - 101	Hall - 10
11-02-19	at Tennessee State	Tiller - 14 pts.	Hess - 156	Wilkerson - 9	Wilkerson - 111	Swift - 8
11-09-19	Eastern Kentucky	Custis, Wilkerson - 12 pts.	Custis - 83	Wilkerson - 10	Wilkerson - 254	Hall - 11
11-16-19	at Eastern Illinois					
11-23-19	Murray State					

Game-by-Game Scoring

Date	Opponent	Southeast Missouri								Opponents								Point Differential
		1	2	1H	3	4	2H	OT	TOT	1	2	1H	3	4	2H	OT	TOT	
08-29-19	Southern Illinois	0	20	20	17	7	24	-	44	7	7	14	0	12	12	-	26	+18
09-07-19	at Montana State	0	10	10	0	7	7	-	17	10	0	10	28	0	28	-	38	-21
09-14-19	at Missouri	0	0	0	0	0	0	-	0	27	10	37	10	3	13	-	50	-50
09-21-19	West Virginia State	14	14	28	7	21	28	-	56	0	0	0	10	0	10	-	10	+46
10-05-19	Tennessee Tech	6	14	20	3	7	10	13	43	7	13	20	7	3	10	7	37	+6
10-12-19	at Austin Peay	3	0	3	14	7	21	-	24	0	7	7	7	14	21	-	28	-4
10-19-19	at Jacksonville State	0	7	7	3	14	17	-	24	0	7	7	0	14	14	-	21	+3
10-26-19	UT Martin	3	0	3	7	7	14	-	17	7	3	10	0	0	0	-	10	+7
11-02-19	at Tennessee State	9	6	15	10	7	17	-	32	0	0	0	7	6	13	-	13	+19
11-09-19	Eastern Kentucky	7	7	14	7	17	24	-	38	7	17	24	7	0	7	-	31	+7
11-16-19	at Eastern Illinois																	
11-23-19	Murray State																	
	Total	42	78	120	68	94	162	13	295	65	64	129	76	52	128	7	264	+31

Southeast Missouri Red Zone Statistics

Date	Opponent	Drives In		Scoring		Total	Made	Missed	TO	Downs	Avg. Points	GOAL-TO-GO			
		Red Zone	Scores	%	TDs							Pts.	FGs	FGs	TDs
08-29-19	Southern Illinois	7	7	100.0	6	44	1	0	0	0	6.3	6	5	83.3	1
09-07-19	at Montana State	3	2	66.7	2	14	0	0	0	1	7.0	1	1	100.0	0
09-14-19	at Missouri	0	0	0.0	0	0	0	0	0	0	0.0	0	0	0.0	0
09-21-19	West Virginia State	5	5	100.0	5	35	0	0	0	0	7.0	4	4	100.0	0
10-05-19	Tennessee Tech	8	7	87.5	6	43	1	0	1	0	6.0	3	3	100.0	0
10-12-19	at Austin Peay	3	3	100.0	2	17	1	0	0	0	5.7	0	0	0.0	0
10-19-19	at Jacksonville State	2	2	100.0	1	10	1	0	0	0	5.0	0	0	0.0	0
10-26-19	UT Martin	2	1	50.0	0	3	1	1	0	0	3.0	1	0	0.0	0
11-02-19	at Tennessee State	6	6	100.0	2	25	4	0	0	0	4.2	4	0	0.0	4
11-09-19	Eastern Kentucky	4	3	75.0	3	21	0	0	1	0	7.0	2	2	100.0	0
11-16-19	at Eastern Illinois														
11-23-19	Murray State														
	Total	40	36	90.0	27	212	9	1	2	1	5.8	21	15	71.4	5



STATISTICS

Opponent Red Zone Statistics

Date	Opponent	Drives In		Scoring			Total Pts.	Made FGs	Missed FGs	TO	Downs	Avg. Points	GOAL-TO-GO			
		Red Zone	Scores	%	TDs	FGs							TDs	TD %	FGs	
08-29-19	Southern Illinois	5	4	80.0	4	26	0	0	1	0	6.5	2	2	100.0	0	
09-07-19	at Montana State	5	4	80.0	3	24	1	1	0	0	6.0	2	2	100.0	0	
09-14-19	at Missouri	6	5	83.3	4	31	1	0	1	0	6.2	3	3	100.0	0	
09-21-19	West Virginia State	3	2	66.7	1	10	1	1	0	0	5.0	0	0	0.0	1	
10-05-19	Tennessee Tech	6	5	83.3	3	27	2	1	0	0	5.4	2	2	100.0	0	
10-12-19	at Austin Peay	5	3	60.0	3	21	0	1	0	0	7.0	1	1	100.0	0	
10-19-19	at Jacksonville State	3	3	100	3	21	0	0	0	0	7.0	3	3	100.0	0	
10-26-19	UT Martin	3	0	0.0	0	0	0	2	0	1	0.0	1	0	0.0	0	
11-02-19	at Tennessee State	4	2	50.0	2	13	0	1	1	0	5.0	3	1	33.3	0	
11-09-19	Eastern Kentucky	4	4	100	3	24	1	0	0	0	6.0	2	1	50.0	1	
11-16-19	at Eastern Illinois															
11-23-19	Murray State															
	Total	44	32	72.7	26	197	6	7	3	1	6.2	19	15	78.9	2	

Game-by-Game Comparison (Southeast Missouri/Opponent)

DATE	OPPONENT	FIRST DOWNS					RUSHING		PASSING		TOTAL OFFENSE		RETURN	
		Score	Total	Rush	Pass	Pen	No.-Yds		Comp-Att-Int	Yds	Plays-Yds	Yds	TOs	
08-29-19	Southern Illinois	44-26	28/18	15/7	9/9	4/2	49-281/40-170		15-25-1/16-28-1	248/217	74-529/68-387	80/115	1/1	
09-07-19	at Montana State	17-38	12/21	5/14	6/6	1/1	37-131/46-265		13-29-1/14-26-0	114/191	66-245/72-456	150/118	1/1	
09-14-19	at Missouri	0-50	8/19	3/10	4/7	1/2	32-40/40-259		11-32-1/16-25-1	54/242	64-94/65-501	39/122	1/1	
09-21-19	West Virginia State	56-10	29/16	17/4	8/9	4/3	46-381/32-113		16-21-0/16-35-1	287/159	67-668/67-272	34/200	0/1	
10-05-19	Tennessee Tech	43-37	23/26	13/8	9/14	1/4	46-221/39-131		12-27-1/26-54-1	172/290	73-393/93-421	57/122	2/2	
10-12-19	at Austin Peay	24-28	15/20	5/7	8/10	2/3	36-124/39-142		15-24-2/17-28-0	221/243	60-345/67-385	74/153	2/0	
10-19-19	at Jacksonville State	24-21	15/24	3/6	8/14	4/4	37-60/35-124		12-28-0/23-52-1	220/347	65-280/87-471	39/59	0/4	
10-26-19	UT Martin	17-10	11/19	3/5	6/10	2/4	26-85/41-85		11-29-1/14-35-3	178/284	55-263/76-369	76/33	2/5	
11-02-19	at Tennessee State	32-13	23/15	8/3	12/11	3/1	32-205/28-83		25-38-1/17-26-2	291/217	70-496/54-300	33/131	1/3	
11-09-19	Eastern Kentucky	38-31	22/17	8/7	11/8	3/2	41-171/40-141		17-27-2/14-29-2	295/181	68-466/69-322	77/3	5/2	
11-16-19	at Eastern Illinois													
11-23-19	Murray State													

DATE	OPPONENT	3rd Down		4th Down		Time of Possession		TOP Margin		Avg Yds		Avg Yds		Punting		Penalties	
		Conv	Conv	Possession	Margin	Per Rush	Per Pass	Per Play	No.-Avg	No.-Yds							
08-29-19	Southern Illinois	6-13/8-15	1-1/1-2	31:36/28:24	3:12	5.7/4.2	9.9/7.8	7.1/5.7	3-39.0/5-40.4	12-81/11-94							
09-07-19	at Montana State	3-15/5-14	1-2/1-2	28:40/31:20	-2:40	3.5/5.8	3.9/7.3	3.7/6.3	10-41.3/5-38.8	11-97/5-65							
09-14-19	at Missouri	2-18/2-10	0-0/0-0	30:57/29:03	1:54	1.2/6.5	1.7/9.7	1.5/7.7	14-41.1/5-55.4	6-50/9-79							
09-21-19	West Virginia State	5-10/4-16	1-1/1-2	29:21/30:39	-1:18	8.3/3.5	13.7/4.5	10.0/4.1	2-46.0/7-37.3	10-114/14-105							
10-05-19	Tennessee Tech	7-14/8-19	1-1/2-3	26:18/33:42	-7:24	4.8/3.4	6.4/5.4	5.4/4.5	5-39.4/4-28.0	6-60/6-44							
10-12-19	at Austin Peay	2-12/5-15	0-1/1-1	29:34/30:26	-0:52	3.4/3.6	9.2/8.7	5.8/5.7	7-42.6/8-35.2	11-85/10-71							
10-19-19	at Jacksonville State	4-16/6-18	0-0/1-4	29:50/30:10	-0:20	1.6/3.5	7.9/6.7	4.3/5.4	11-36.7/7-41.0	9-69/10-100							
10-26-19	UT Martin	3-15/3-14	0-0/0-2	24:30/35:30	-11:00	3.3/2.1	6.1/8.1	4.8/4.9	8-39.1/5-38.8	10-130/5-63							
11-02-19	at Tennessee State	9-16/4-11	0-0/0-1	32:40/27:20	5:20	6.4/3.0	7.7/8.3	7.1/5.6	1-29.0/4-37.8	5-46/6-52							
11-09-19	Eastern Kentucky	5-12/8-17	0-1/0-1	27:27/32:33	-5:06	4.2/3.5	10.9/6.2	6.9/4.7	3-41.3/6-40.3	4-42/8-64							
11-16-19	at Eastern Illinois																
11-23-19	Murray State																



SEMO SCORING DRIVES

Date	Opponent	Obtained	Scoring Play	PAT	Drive		Score	QTR	Time
					Plays-Yards	Time	SEMO-OPP		Left
08-29-19	Southern Illinois	Punt	Santacaterina 3 yd run	Tiller kick	7-85	2:25	7-7	2	10:06
08-29-19	Southern Illinois	Kickoff	Custis 4 yd run	Tiller kick blocked	4-65	1:14	14-13	2	4:30
08-29-19	Southern Illinois	Punt	Robinson 1 yd run	Tiller kick	4-31	1:36	20-14	2	0:37
08-29-19	Southern Illinois	Punt	Tiller 22 yd field goal	-	12-60	4:31	23-14	3	8:47
08-29-19	Southern Illinois	Punt	Santacaterina 7 yd run	Tiller kick	10-65	4:12	30-14	3	3:47
08-29-19	Southern Illinois	Punt	Wilkerson 18 yd pass from Santacaterina	Tiller kick	3-75	0:49	37-14	3	1:57
08-29-19	Southern Illinois	Kickoff	Hess 1 yd run	Tiller kick	8-75	3:28	44-20	4	10:41
09-07-19	Montana State	Fumble	Wilkerson 5 yd pass from Santacaterina	Tiller kick	3-9	0:54	7-10	2	11:01
09-07-19	Montana State	Punt	Tiller 55 yd field goal	-	7-51	1:02	10-10	2	0:00
09-07-19	Montana State	Kickoff	Robinson 1 yd run	Tiller kick	11-75	4:43	17-38	4	11:55
09-21-19	West Virginia State	Missed FG	Santacaterina 18 yd run	Tiller kick	11-80	3:40	7-0	1	6:51
09-21-19	West Virginia State	Punt	Alston 50 yd pass from Santacaterina	Tiller kick	1-50	0:10	14-0	1	5:17
09-21-19	West Virginia State	Downs	Cornett 26 yd pass fro Santacaterina	Tiller kick	7-67	2:42	21-0	2	7:13
09-21-19	West Virginia State	Punt	Hess 8 yd run	Tiller kick	8-80	3:42	28-0	2	2:24
09-21-19	West Virginia State	Punt	Custis 2 yd run	Tiller kick	9-92	3:43	35-7	3	2:54
09-21-19	West Virginia State	Kickoff	Hess 24 yd run	Tiller kick	7-75	2:40	42-10	4	13:11
09-21-19	West Virginia State	Interception	Robinson 21 yd run	Tiller kick	6-87	3:46	49-10	4	6:18
09-21-19	West Virginia State	Punt	Hull 8 yd run	Tiller kick	3-51	1:09	56-10	4	3:40
10-05-19	Tennessee Tech	Fumble	Robinson 2 yd run	Tiller kick failed	4-20	1:25	6-0	1	10:20
10-05-19	Tennessee Tech	Kickoff	Alston 9 yd pass from Santacaterina	Tiller kick	8-75	4:19	13-10	2	8:27
10-05-19	Tennessee Tech	Punt	Robinson 5 yd run	Tiller kick	4-45	1:06	20-10	2	6:19
10-05-19	Tennessee Tech	Punt	Tiller 35 yd field goal	-	7-46	2:33	23-27	3	3:21
10-05-19	Tennessee Tech	Punt	Hess 1 yd run	Tiller kick	10-78	3:55	30-27	4	1:36
10-05-19	Tennessee Tech	Possession	Robinson 16 yd run	Tiller kick	4-25	0:00	37-37	OT	15:00
10-05-19	Tennessee Tech	Possession	Custis 13 yd run	Tiller kick failed	3-25	0:00	43-37	OT	15:00
10-12-19	Austin Peay	Punt	Tiller 22 yd field goal	-	9-74	4:38	3-0	1	3:56
10-12-19	Austin Peay	Kickoff	Wilkerson 25 yd pass from Santacaterina	Tiller kick	5-75	2:39	10-14	3	8:58
10-12-19	Austin Peay	Punt	Wilkerson 12 yd pass from Santacaterina	Tiller kick	4-55	1:21	17-14	3	5:42
10-12-19	Austin Peay	Kickoff	Alston 13 yd pass from Santacaterina	Tiller kick	9-52	3:58	24-21	4	9:52
10-19-19	Jacksonville State	Punt	Wilkerson 15 yd pass from Santacaterina	Tiller kick	6-47	3:15	7-0	2	1:07
10-19-19	Jacksonville State	Fumble	Tiller 24 yd field goal	-	5-5	1:24	10-7	3	8:44
10-19-19	Jacksonville State	Downs	Wilkerson 80 yd pass from Santacaterina	Tiller kick	2-75	0:17	17-7	4	4:21
10-19-19	Jacksonville State	Kickoff	Alston 38 yd pass from Santacaterina	Tiller kick	3-40	0:28	24-14	4	1:47
10-26-19	UT Martin	Fumble	Tiller 29 yd field goal	-	5-21	1:06	3-0	1	2:45
10-26-19	UT Martin	Kickoff	Pyle 61 yd run	Tiller kick	3-75	1:13	10-10	3	13:38
10-26-19	UT Martin	Interception	Douglas 32 yd interception return	Tiller kick	-	-	17-10	4	5:32
11-02-19	Tennessee State	Punt	Wilkerson 20 yd pass from Santacaterina	Tiller kick	5-60	1:20	6-0	1	11:49
11-02-19	Tennessee State	Fumble	Tiller 33 yd field goal	-	9-29	4:10	9-0	1	1:59
11-02-19	Tennessee State	Punt	Tiller 23 yd field goal	-	11-72	5:22	12-0	2	9:31
11-02-19	Tennessee State	Punt	Tiller 23 yd field goal	-	10-59	3:59	15-0	2	4:05
11-02-19	Tennessee State	Kickoff	Hess 18 yd run	Tiller kick	5-54	1:30	22-0	3	13:30
11-02-19	Tennessee State	Kickoff	Tiller 30 yd field goal	-	10-46	4:40	25-7	3	6:10
11-02-19	Tennessee State	Missed FG	Hess 73 yd run	Tiller kick	3-80	1:24	32-7	4	14:04
11-09-19	Eastern Kentucky	Kickoff	Wilkerson 68 yd pass from Santacaterina	Tiller kick	4-75	1:42	7-7	1	8:32
11-09-19	Eastern Kentucky	Kickoff	Wilkerson 45 yd pass from Santacaterina	Tiller kick	3-66	1:05	14-10	2	8:50
11-09-19	Eastern Kentucky	Kickoff	Smith 7 yd pass from Santacaterina	Tiller kick	11-71	4:54	21-31	3	5:11
11-09-19	Eastern Kentucky	Punt	Custis 4 yd run	Tiller kick	9-75	3:38	28-31	4	11:22
11-09-19	Eastern Kentucky	Interception	Tiller 40 yd field goal	-	10-41	4:03	31-31	4	5:55
11-09-19	Eastern Kentucky	Downs	Custis 12 yd run	Tiller kick	6-69	0:55	38-31	4	0:37



OPPONENT SCORING DRIVES

Date	Opponent	Obtained	Scoring Play	PAT	Drive		Score	QTR	Time
					Plays-Yards	Time			
08-29-19	Southern Illinois	Punt	Williams 1 yd run	Cerra kick	10-66	5:04	0-7	1	7:28
08-29-19	Southern Illinois	Kickoff	Davis 17 yd run	Cerra kick	8-75	4:22	7-14	2	5:44
08-29-19	Southern Illinois	Kickoff	Davis 2 yd run	Labanowitz pass failed	10-75	2:48	37-20	4	14:09
08-29-19	Southern Illinois	Interception	Elliott 4 yd run	Labanowitz pass failed	8-76	2:47	44-26	4	5:20
09-07-19	Montana State	Punt	Andersen 38 yd run	Bailey kick	2-42	0:40	0-7	1	12:28
09-07-19	Montana State	Punt	Bailey 34 yd field goal	-	14-63	5:35	0-10	1	3:37
09-07-19	Montana State	Kickoff	Hosey 9 yd run	Bailey kick	3-65	1:02	10-17	3	13:58
09-07-19	Montana State	Punt	Andersen 2 yd run	Bailey kick	11-65	4:51	10-24	3	7:12
09-07-19	Montana State	Punt	Jones 55 yd pass from Jonsen	Bailey kick	2-59	0:40	10-31	3	5:36
09-07-19	Montana State	Punt	Tucker II 4 yd run	Bailey kick	7-51	2:31	10-38	3	1:38
09-14-19	Missouri	Kickoff	Rountree 3 yd run	McCann kick	7-75	2:55	0-7	1	12:05
09-14-19	Missouri	Interception	Garrett 27 yd interception return	McCann kick blocked	-	-	0-13	1	11:07
09-14-19	Missouri	Punt	Okwuegbunam 3 yd pass from Bryant	McCann kick	3-60	1:09	0-20	1	8:41
09-14-19	Missouri	Punt	Floyd 71 yd punt return	McCann kick	-	-	0-27	1	6:41
09-14-19	Missouri	Punt	Rountree 2 yd run	McCann kick	5-64	1:43	0-34	2	1:32
09-14-19	Missouri	Punt	McCann 44 yd field goal	-	8-45	1:03	0-37	2	0:05
09-14-19	Missouri	Punt	McCann 42 yd field goal	-	8-33	4:26	0-40	3	9:33
09-14-19	Missouri	Punt	Badie 6 yd run	McCann kick	7-75	2:46	0-47	3	4:42
09-14-19	Missouri	Punt	McCann 52 yd field goal	-	5-18	1:11	0-50	4	12:32
09-21-19	West Virginia State	Kickoff	Scott 20 yd pass from Riddick	Ahlstroe kick	7-56	1:43	28-7	3	13:15
09-21-19	West Virginia State	Kickoff	Ahlstroe 34 yd field goal	-	4--3	1:49	35-10	3	0:53
10-05-19	Tennessee Tech	Kickoff	Fleming 12 yd run	Zaidan kick	4-20	1:25	6-7	1	6:38
10-05-19	Tennessee Tech	Punt	Zaidan 33 yd field goal	-	10-75	3:42	6-10	2	12:46
10-05-19	Tennessee Tech	Kickoff	Gist 66 yd pass from Fisher	Zaidan kick	4-77	1:52	20-17	2	4:21
10-05-19	Tennessee Tech	Punt	Zaidan 35 yd field goal	-	13-38	2:20	20-20	2	0:00
10-05-19	Tennessee Tech	Punt	Fisher 5 yd run	Zaidan kick	9-58	4:56	20-27	3	9:23
10-05-19	Tennessee Tech	Kickoff	Zaidan 51 yd field goal	-	6-30	0:55	30-30	4	0:31
10-05-19	Tennessee Tech	Possession	Goldsmith 3 yd pass from Fisher	Zaidan kick	5-25	0:00	30-37	OT	15:00
10-12-19	Austin Peay	Punt	Tanner 23 yd run	Birchfield kick	6-45	2:29	3-7	2	12:31
10-12-19	Austin Peay	Punt	Wilson 8 yd pass from Craig	Birchfield kick	4-68	1:23	3-14	3	11:37
10-12-19	Austin Peay	Interception	Tanner 11 yd pass from Craig	Birchfield kick	3-17	0:46	17-21	4	13:57
10-12-19	Austin Peay	Kickoff	Tanner 2 yd run	Birchfield kick	8-72	3:36	24-28	4	6:10
10-19-19	Jacksonville State	Kickoff	Cooper 2 yd run	Wallace kick	7-72	1:00	7-7	2	0:00
10-19-19	Jacksonville State	Kickoff	Hester 8 yd pass from Cooper	Wallace kick	10-79	1:56	17-14	4	2:15
10-19-19	Jacksonville State	Kickoff	Edwards 7 yd pass from Cooper	Wallace kick	10-67	1:40	24-21	4	0:07
10-26-19	UT Martin	Kickoff	Williams 29 yd pass from Bachus	Courtright kick	5-75	2:15	3-7	1	0:30
10-26-19	UT Martin	Missed FG	Courtright 47 yd field goal	-	8-50	3:07	3-10	2	2:01
11-02-19	Tennessee State	Kickoff	Roberson 20 yd run	Zita kick	6-75	2:29	22-7	3	10:54
11-02-19	Tennessee State	Kickoff	Rowland 6 yd pass from Rosendahl	Rosendahl pass intercepted	12-71	6:03	32-13	4	8:01
11-09-19	Eastern Kentucky	Punt	McCleskey 7 yd run	Hayworth kick	8-65	2:48	0-7	1	10:14
11-09-19	Eastern Kentucky	Punt	Hayworth 29 yd field goal	-	12-56	4:53	7-10	2	10:01
11-09-19	Eastern Kentucky	Fumble	McKinney 6 yd run	Hayworth kick	1-6	0:06	14-17	2	5:45
11-09-19	Eastern Kentucky	Fumble	Booth 12 yd run	Hayworth kick	4-35	2:04	14-24	2	2:39
11-09-19	Eastern Kentucky	Fumble	Turner 0 yd fumble recovery	Hayworth kick	-	-	14-31	3	10:11



STATISTICS

Southeast Missouri Rushes of 10 or More Yards

Date	Opponent	QTR	Rusher	Yards
08-29-19	Southern Illinois	2	Zion Custis	16
08-29-19	Southern Illinois	3	Zion Custis	12
08-29-19	Southern Illinois	3	Mark Robinson	16
08-29-19	Southern Illinois	3	Mark Robinson	10
08-29-19	Southern Illinois	4	Geno Hess	39
08-29-19	Southern Illinois	4	Daniel Santacaterina	18
09-07-19	Montana State	1	Zion Custis	11
09-07-19	Montana State	1	Mark Robinson	24
09-07-19	Montana State	2	Daniel Santacaterina	16
09-07-19	Montana State	3	Geno Hess	15
09-07-19	Montana State	3	Geno Hess	22
09-07-19	Montana State	4	Geno Hess	22
09-14-19	Missouri	3	Mark Robinson	12
09-14-19	Missouri	4	Geno Hess	11
09-21-19	West Virginia State	1	Zion Custis	29
09-21-19	West Virginia State	1	Daniel Santacaterina	18
09-21-19	West Virginia State	2	Geno Hess	10
09-21-19	West Virginia State	2	Geno Hess	19
09-21-19	West Virginia State	2	Geno Hess	13
09-21-19	West Virginia State	3	Zion Custis	19
09-21-19	West Virginia State	4	Daniel Santacaterina	30
09-21-19	West Virginia State	4	Geno Hess	24
09-21-19	West Virginia State	4	Joe Pyle	16
09-21-19	West Virginia State	4	Mark Robinson	22
09-21-19	West Virginia State	4	Mark Robinson	18
09-21-19	West Virginia State	4	Mark Robinson	21
09-21-19	West Virginia State	4	Brayden Hull	12
09-21-19	West Virginia State	4	Joe Pyle	31
10-05-19	Tennessee Tech	2	Zion Custis	11
10-05-19	Tennessee Tech	2	Mark Robinson	17
10-05-19	Tennessee Tech	4	Geno Hess	10
10-05-19	Tennessee Tech	4	Zion Custis	10
10-05-19	Tennessee Tech	4	Mark Robinson	10
10-05-19	Tennessee Tech	OT	Mark Robinson	16
10-05-19	Tennessee Tech	OT	Zion Custis	13
10-12-19	Austin Peay	2	Geno Hess	11
10-12-19	Austin Peay	3	Zion Custis	40
10-19-19	Jacksonville State	1	Zion Custis	12
10-26-19	UT Martin	2	Geno Hess	10
10-26-19	UT Martin	3	Joe Pyle	61
10-26-19	UT Martin	4	Mark Robinson	31
11-02-19	Tennessee State	1	Colby Cornett	13
11-02-19	Tennessee State	2	Geno Hess	16
11-02-19	Tennessee State	2	Daniel Santacaterina	24
11-02-19	Tennessee State	3	Geno Hess	18
11-02-19	Tennessee State	4	Geno Hess	73
11-02-19	Tennessee State	4	Geno Hess	18
11-09-19	Eastern Kentucky	1	Zack Smith	29
11-09-19	Eastern Kentucky	1	Geno Hess	11
11-09-19	Eastern Kentucky	2	Geno Hess	14
11-09-19	Eastern Kentucky	4	Zion Custis	11
11-09-19	Eastern Kentucky	4	Zion Custis	21
11-09-19	Eastern Kentucky	4	Mark Robinson	10
11-09-19	Eastern Kentucky	4	Zion Custis	18
11-09-19	Eastern Kentucky	4	Zion Custis	12

Opponent Rushes of 10 or More Yards

Date	Opponent	QTR	Rusher	Yards
08-29-19	Southern Illinois	1	D.J. Davis	28
08-29-19	Southern Illinois	2	D.J. Davis	17
08-29-19	Southern Illinois	3	D.J. Davis	15
08-29-19	Southern Illinois	4	D.J. Davis	14
09-07-19	Montana State	1	Troy Andersen	38
09-07-19	Montana State	1	Troy Andersen	10
09-07-19	Montana State	1	Isaiah Ifanse	23
09-07-19	Montana State	1	Isaiah Ifanse	10
09-07-19	Montana State	2	Isaiah Ifanse	62
09-07-19	Montana State	3	DeMareus Hosey	12
09-07-19	Montana State	3	Troy Andersen	44
09-14-19	Missouri	1	Larry Rountree	30
09-14-19	Missouri	1	Larry Rountree	11
09-14-19	Missouri	1	Larry Rountree	10
09-14-19	Missouri	1	Larry Rountree	16
09-14-19	Missouri	2	Tyler Badie	49
09-14-19	Missouri	3	Larry Rountree	21
09-14-19	Missouri	3	Larry Rountree	26
09-14-19	Missouri	3	Dawson Downing	13
09-21-19	West Virginia State	1	Dant'e Jones	31
09-21-19	West Virginia State	1	Austin Hensley	10
09-21-19	West Virginia State	2	Taylor Carter	12
09-21-19	West Virginia State	2	Austin Hensley	11
09-21-19	West Virginia State	3	Taylor Carter	14
09-21-19	West Virginia State	3	Taylor Carter	11
10-05-19	Tennessee Tech	1	Metrius Fleming	12
10-05-19	Tennessee Tech	2	Bailey Fisher	16
10-12-19	Austin Peay	2	Ahmaad Tanner	23
10-12-19	Austin Peay	2	Ahmaad Tanner	31
10-12-19	Austin Peay	2	Ahmaad Tanner	10
10-12-19	Austin Peay	3	JaVaughn Craig	14
10-19-19	Jacksonville State	1	Jaelen Greene	18
10-19-19	Jacksonville State	2	Michael Matthews	21
10-19-19	Jacksonville State	3	Zerrick Cooper	15
10-19-19	Jacksonville State	4	Zerrick Cooper	15
10-19-19	Jacksonville State	4	Michael Matthews	15
10-19-19	Jacksonville State	4	Zerrick Cooper	18
10-26-19	UT Martin	1	Peyton Logan	11
10-26-19	UT Martin	1	Jaimiee Bowe	10
10-26-19	UT Martin	2	Peyton Logan	33
10-26-19	UT Martin	2	Peyton Logan	10
10-26-19	UT Martin	3	John Bachus	11
11-02-19	Tennessee State	3	T. Roberson	20
11-02-19	Tennessee State	3	McColley	42
11-09-19	Eastern Kentucky	1	P. McKinney	16
11-09-19	Eastern Kentucky	1	D. McCleskey	15
11-09-19	Eastern Kentucky	2	D. McCleskey	20
11-09-19	Eastern Kentucky	2	Alonzo Booth	12



STATISTICS

Southeast Missouri Completions of 20 or More Yards

Date	Opponent	QTR	Passer/Receiver	Yards
08-29-19	Southern Illinois	2	Santacaterina/Alston	30
08-29-19	Southern Illinois	2	Santacaterina/Wilkerson	33
08-29-19	Southern Illinois	2	Santacaterina/Wilkerson	34
08-29-19	Southern Illinois	3	Santacaterina/Wilkerson	47
09-07-19	Montana State	4	Santacaterina/Wilkerson	27
09-21-19	West Virginia State	1	Santacaterina/Alston	50
09-21-19	West Virginia State	2	Santacaterina/Cornett	26
09-21-19	West Virginia State	2	Santacaterina/Alston	24
09-21-19	West Virginia State	2	Santacaterina/Wilkerson	34
09-21-19	West Virginia State	3	Santacaterina/Williams	51
10-05-19	Tennessee Tech	2	Santacaterina/Wilkerson	42
10-05-19	Tennessee Tech	3	Santacaterina/Wilkerson	38
10-05-19	Tennessee Tech	4	Santacaterina/Wilkerson	20
10-12-19	Austin Peay	1	Santacaterina/Wilkerson	45
10-12-19	Austin Peay	2	Santacaterina/Wilkerson	33
10-12-19	Austin Peay	3	Santacaterina/Wilkerson	25
10-19-19	Jacksonville State	2	Santacaterina/Wilkerson	34
10-19-19	Jacksonville State	2	Santacaterina/Williams	22
10-19-19	Jacksonville State	4	Santacaterina/Alston	23
10-19-19	Jacksonville State	4	Santacaterina/Wilkerson	80
10-19-19	Jacksonville State	4	Santacaterina/Alston	38
10-26-19	UT Martin	1	Santacaterina/Smith	32
10-26-19	UT Martin	1	Santacaterina/Wilkerson	21
10-26-19	UT Martin	3	Pyle/Alston	51
11-02-19	Tennessee State	1	Santacaterina/Alston	23
11-02-19	Tennessee State	1	Santacaterina/Wilkerson	20
11-02-19	Tennessee State	1	Santacaterina/Smith	31
11-02-19	Tennessee State	2	Santacaterina/Cornett	27
11-02-19	Tennessee State	2	Santacaterina/Alston	21
11-02-19	Tennessee State	3	Santacaterina/Wilkerson	42
11-09-19	Eastern Kentucky	1	Santacaterina/Wilkerson	68
11-09-19	Eastern Kentucky	2	Santacaterina/Wilkerson	45
11-09-19	Eastern Kentucky	2	Santacaterina/Wilkerson	26
11-09-19	Eastern Kentucky	3	Santacaterina/Wilkerson	35
11-09-19	Eastern Kentucky	4	Santacaterina/Wilkerson	23

Opponent Completions of 20 or More Yards

Date	Opponent	QTR	Passer/Receiver	Yards
08-29-19	Southern Illinois	1	Labanowitz/Burton	34
08-29-19	Southern Illinois	2	Labanowitz/Thompson	31
08-29-19	Southern Illinois	4	Labanowitz/Kilby	33
09-07-19	Montana State	3	Bauman/Kassis	38
09-07-19	Montana State	3	Jonsen/Jones	55
09-14-19	Missouri	1	Bryant/Johnson	36
09-14-19	Missouri	1	Bryant/Knox	54
09-14-19	Missouri	2	Bryant/Knox	50
09-14-19	Missouri	2	Bryant/Banister	22
09-14-19	Missouri	3	Bryant/Okwuegbunam	21
09-21-19	West Virginia State	1	Hensley/Scott	29
09-21-19	West Virginia State	3	Riddick/Scott	20
10-05-19	Tennessee Tech	2	Fisher/Gist	66
10-05-19	Tennessee Tech	3	Fisher/Fleming	21
10-05-19	Tennessee Tech	4	Fisher/Fleming	26
10-12-19	Austin Peay	1	Craig/Harley	43
10-12-19	Austin Peay	2	Craig/Wilson	25
10-12-19	Austin Peay	3	Craig/Harley	48
10-12-19	Austin Peay	4	Craig/Wilson	29
10-19-19	Jacksonville State	1	Cooper/Pearson	44
10-19-19	Jacksonville State	1	Cooper/Pearson	23
10-19-19	Jacksonville State	2	Cooper/Hester	28
10-19-19	Jacksonville State	2	Cooper/Hester	20
10-19-19	Jacksonville State	2	Cooper/Washington	24
10-19-19	Jacksonville State	4	Cooper/Pearson	53
10-19-19	Jacksonville State	4	Cooper/Byrd	20
10-19-19	Jacksonville State	4	Cooper/Washington	27
10-26-19	UT Martin	1	Bachus/Young	35
10-26-19	UT Martin	1	Bachus/Williams	29
10-26-19	UT Martin	2	Bachus/Dowell	33
10-26-19	UT Martin	3	Bachus/Dowell	33
10-26-19	UT Martin	3	Bachus/Williams	40
10-26-19	UT Martin	4	Bachus/Williams	26
10-26-19	UT Martin	4	Bachus/Dowell	38
11-02-19	Tennessee State	1	Rosendahl/Johnson	23
11-02-19	Tennessee State	3	Rosendahl/Newbold	34
11-02-19	Tennessee State	4	Rosendahl/Rowland	23
11-02-19	Tennessee State	4	Rosendahl/Rowland	22
11-02-19	Tennessee State	4	Rosendahl/Rowland	20
11-09-19	Eastern Kentucky	2	P. McKinney/Carter	29
11-09-19	Eastern Kentucky	2	P. McKinney/Bradds	27
11-09-19	Eastern Kentucky	4	P. McKinney/Gross	26



GAME-BY-GAME TACKLES

Player	SIU 8/29	@MSU 9/7	@MIZZOU 9/14	WVSU 9/21	TTU 10/5	@APSU 10/12	@JSU 10/19	UTM 10/26	@TSU 11/2	EKU 11/9	@EIU 11/16	MUR 11/23
Jermel Adams	-	-	-	2	-	1	-	-	-	-	-	-
Devin Alexander	6	4	-	-	-	-	-	-	-	-	-	-
Josh Avery	1	-	3	-	3	3	3	3	4	3	-	-
Anthony Ballard	-	-	2	1	-	-	-	-	-	-	-	-
Derrick Calhoun	2	3	2	3	12	1	-	5	4	-	-	-
Shabari Davis	2	1	2	-	3	6	5	2	1	-	-	-
Jontae Dobson	-	-	5	-	1	1	3	1	-	-	-	-
Bryson Donnell	3	1	2	5	2	-	-	1	4	2	-	-
Omarrick Douglas	3	3	3	1	1	3	1	3	3	2	-	-
DJ Freeman	1	3	3	4	6	3	4	5	4	5	-	-
Zach Hall	19	10	3	7	9	8	6	10	7	11	-	-
Britt Harris	-	-	-	1	1	-	-	-	-	-	-	-
Robert Hatchett III	-	1	2	3	1	1	-	-	-	-	-	-
Bud Hilburn	-	1	-	-	-	-	-	-	-	-	-	-
Trai Hodges	1	2	2	1	-	-	2	-	-	-	-	-
Rashad Hughes	-	-	-	1	-	-	-	-	-	-	-	-
Ben Hutch	-	1	-	-	-	-	-	-	-	-	-	-
Taj Jenkins	2	1	2	1	1	2	1	4	2	2	-	-
Lawrence Johnson	2	1	3	7	9	1	7	1	2	6	-	-
Bydarrius Knighten	6	10	4	5	4	4	4	9	1	5	-	-
Marcus Lucas	2	3	-	1	-	8	-	-	1	2	-	-
Patrick Maddox	-	-	-	2	-	-	-	-	-	-	-	-
Mike Matthews	-	2	1	2	1	1	1	3	-	6	-	-
Rasean McCauley	1	1	2	3	-	1	-	3	3	3	-	-
Noah McWell	1	-	-	2	-	-	-	-	-	-	-	-
Cameron Meeks	-	-	-	2	-	1	-	-	-	-	-	-
Brandon Mincey	1	-	4	4	5	6	3	-	-	-	-	-
Ryan Ochoa	2	2	1	-	5	2	2	2	1	4	-	-
Bryant Pirtle	2	1	1	4	1	-	2	3	4	2	-	-
Josh Price	3	1	-	2	4	1	2	-	2	1	-	-
Daterraion Richardson	1	-	-	1	2	3	1	3	2	3	-	-
Zack Smith	-	1	-	-	-	-	-	-	-	-	-	-
Justin Swift	6	10	4	6	4	7	12	5	8	8	-	-
Izeal Terrell	-	-	-	-	-	-	-	1	-	-	-	-
Nick Thompson	-	-	-	1	-	-	-	-	-	-	-	-
Clarence Thornton	4	1	1	3	3	1	1	2	2	3	-	-
Ivory Winters	-	-	-	-	2	-	-	-	-	-	-	-
Al Young	2	1	6	1	-	-	-	-	-	-	-	-

Sacks

Player	No.	Yds
Bryant Pirtle	5.0	34
Justin Swift	3.0	9
Bryson Donnell	2.0	13
Zach Hall	2.5	19
Josh Avery	1.5	7
Josh Price	1.0	8
Devin Alexander	1.0	7
DJ Freeman	1.0	6
Rasean McCauley	1.0	3
Omarrick Douglas	1.0	2
Ryan Ochoa	0.5	2
Daterraion Richardson	0.5	1
Total	21.0	116

Josh Price	2.0	13
Devin Alexander	2.0	10
Lawrence Johnson	2.0	3
Brandon Mincey	1.5	3
Daterraion Richardson	1.5	2
Mike Matthews	1.0	3
Bydarrius Knighten	1.0	2
Total	64.0	230

Forced Fumbles

Zach Hall	3
Derrick Calhoun	1
Shabari Davis	1
Justin Swift	1

Pass Breakups

Shabari Davis	5
DJ Freeman	7
Marcus Lucas	3
Bydarrius Knighten	3
Taj Jenkins	3
Al Young	2
Justin Swift	2
Brandon Mincey	2
Jontae Dobson	1
Omarrick Douglas	1
Trai Hodges	1
Robert Hatchett III	1
Lawrence Johnson	1
Total	36

Tackles for Loss

Player	No.	Yds
Justin Swift	11.0	40
Zach Hall	7.5	28
Bryant Pirtle	5.5	35
Josh Avery	4.5	20
Derrick Calhoun	4.0	9
DJ Freeman	3.5	15
Clarence Thornton	3.5	8
Bryson Donnell	3.0	15
Rasean McCauley	3.0	7
Omarrick Douglas	3.0	4
Ryan Ochoa	2.5	6

Player	No.	Yds
Bryson Donnell	2	0
Daterraion Richardson	2	0
Ryan Ochoa	1	0
Justin Swift	1	0
DJ Freeman	1	0
Derrick Calhoun	1	0

Interceptions

Player	No.	Yds
Bydarrius Knighten	3	0
DJ Freeman	2	30
Al Young	2	12
Marcus Lucas	2	9
Omarrick Douglas	1	32
Shabari Davis	1	10
Clarence Thornton	1	1
Total	12	94

Blocked Kicks

Derrick Calhoun, PAT, at Missouri (9/14/19)
Omarrick Douglas, FG, vs. UT Martin (10/26/19)



GAME-BY-GAME STARTERS

Game-by-Game Offensive Starters

Date	Opponent	WR	WR	TE	LT	LG	C	RG	RT	QB	RB	WR
08-29-19	Southern Illinois	Cornett	Alston	Hilburn	Baker	Swehla	Ford	Rosenthal	Korte	Santacaterina	Robinson	Wilkerson
09-07-19	at Montana State	Smith	Alston	Hilburn	Baker	Swehla	Nelson	Ford	Korte	Santacaterina	Custis	Wilkerson
09-14-19	at Missouri	Smith	Alston	Williams	Baker	Swehla	Ford	Rosenthal	Korte	Santacaterina	Robinson	Wilkerson
09-21-19	West Virginia State	Smith	Alston	Williams	Baker	Swehla	Ford	Rosenthal	Korte	Santacaterina	Custis	Wilkerson
10-05-19	Tennessee Tech	Smith	Alston	Crump	Baker	Swehla	Nelson	Rosenthal	Korte	Santacaterina	Custis	Wilkerson
10-12-19	at Austin Peay	Smith	Alston	Williams	Baker	Swehla	Nelson	Rosenthal	Korte	Santacaterina	Custis	Wilkerson
10-19-19	at Jacksonville State	Smith	Alston	Crump	Baker	Swehla	Nelson	Rosenthal	Korte	Santacaterina	Custis	Wilkerson
10-26-19	UT Martin	Smith	Alston	Crump	Baker	Swehla	Nelson	Rosenthal	Korte	Santacaterina	Custis	Wilkerson
11-02-19	at Tennessee State	Smith	Alston	Crump	Baker	Swehla	Nelson	Rosenthal	Cook	Santacaterina	Robinson	Wilkerson
11-09-19	Eastern Kentucky	Smith	Alston	Crump	Cook	Swehla	Nelson	Rosenthal	Korte	Santacaterina	Hess	Wilkerson
11-16-19	at Eastern Illinois											
11-23-19	Murray State											

Game-by-Game Defensive Starters

Date	Opponent	DT	NT	DT	OLB	LB (Will)	ILB (Mike)	OLB	CB	SS	FS	CB
08-29-19	Southern Illinois	Thornton	Avery	Ochoa	Swift	Alexander	Hall	Douglas	Young	Lucas	Knighten	Freeman
09-07-19	at Montana State	Thornton	Richardson	Price	Swift	Alexander	Hall	Douglas	Young	Lucas	Knighten	Freeman
09-14-19	at Missouri	Donnell	Richardson	Price	Calhoun	Swift	Hall	Douglas	Young	Johnson	Knighten	Freeman
09-21-19	West Virginia State	Donnell	Richardson	Price	Swift	Mincey	Hall	Calhoun	Young	Johnson	Knighten	Freeman
10-05-19	Tennessee Tech	Thornton	Richardson	Price	Swift	Mincey	Hall	Calhoun	Davis	Johnson	Knighten	Freeman
10-12-19	at Austin Peay	Thornton	Richardson	Price	Swift	Mincey	Hall	Douglas	Davis	Johnson	Knighten	Freeman
10-19-19	at Jacksonville State	Thornton	Richardson	Price	Swift	Mincey	Hall	Douglas	Davis	Johnson	Knighten	Freeman
10-26-19	UT Martin	Thornton	Richardson	Price	Swift	Matthews	Hall	Douglas	Davis	Johnson	Knighten	Freeman
11-02-19	at Tennessee State	Thornton	Richardson	Price	Swift	Matthews	Hall	Douglas	Davis	Johnson	Knighten	Freeman
11-09-19	Eastern Kentucky	Thornton	Richardson	Price	Swift	Matthews	Hall	Douglas	Jenkins	Johnson	Knighten	Freeman
11-16-19	at Eastern Illinois											
11-23-19	Murray State											

Game-by-Game Specialists

Date	Opponent	K	P
08-29-19	Southern Illinois	Krause	Reynolds
09-07-19	at Montana State	Krause	Reynolds
09-14-19	at Missouri	Krause	Reynolds
09-21-19	West Virginia State	Krause	Reynolds
10-05-19	Tennessee Tech	Krause	Reynolds
10-12-19	at Austin Peay	Krause	Reynolds
10-19-19	at Jacksonville State	Krause	Reynolds
10-26-19	UT Martin	Krause	Reynolds
11-02-19	at Tennessee State	Krause	Reynolds
11-09-19	Eastern Kentucky	Krause	Reynolds
11-16-19	at Eastern Illinois		
11-23-19	Murray State		

2019 Participation Chart

10 Jermel Adams	9/0	74 Preston Haynes	8/0	99 Daterraion Richardson	10/9
8 Devin Alexander	2/2	26 Geno Hess	10/1	23 Mark Robinson	9/3
85 Aaron Alston	10/10	44 Bud Hilburn	2/2	64 Jaden Rosenthal	9/9
90 Josh Avery	10/1	25 Trai Hodges	10/0	10 Daniel Santacaterina	10/10
71 Ja'Chai Baker	9/9	31 Rashad Hughes	5/0	60 Brandt Selesky	10/0
32 Anthony Ballard	10/0	35 Brayden Hull	5/0	9 Zack Smith	10/9
41 Camden Boyle	10/0	72 Gabe Jackson	9/0	87 Caleb Strauss	10/0
2 Jacob Buie	2/0	21 Taj Jenkins	10/1	77 Elijah Swehla	10/10
29 Derrick Calhoun	10/3	13 Lawrence Johnson	10/8	3 Justin Swift	10/10
73 Will Christopher	1/0	2 Bydarrius Knighten	10/10	45 Izeal Terrell	3/0
76 Terry Cook	9/1	68 Nate Korte	10/9	30 Nick Thompson	10/0
82 Michael Cooney	1/0	39 Adam Krause	10/0	50 Clarence Thornton	10/8
16 Colby Cornett	10/1	7 Marcus Lucas	10/2	37 Kendrick Tiller	9/0
84 Austin Crump	7/5	27 Patrick Maddox	8/0	18 Taylen Waller	4/0
22 Zion Custis	10/6	27 Mike Matthews	10/2	6 Kristian Wilkerson	10/10
24 Shabari Davis	10/5	33 Rasean McCauley	10/0	88 Eric Williams	10/3
19 Jontae Dobson	10/0	5 Noah McWell	9/0	14 Ivory Winters	3/0
93 Bryson Donnell	9/2	97 Cameron Meeks	3/0	1 Al Young	4/4
4 Omarbrick Douglas	10/8	12 Brandon Mincey	8/4		
70 Tyler Ford	8/4	61 Dane Nelson	10/7		
15 Jordan Foster	3/0	92 Ryan Ochoa	10/1		
11 DJ Freeman	10/10	59 Alex Parades	3/0		
43 Cleyton Gracie	4/0	6 Bryant Pirtle	10/0		
48 Andrew Graves	4/0	91 Josh Price	10/9		
5 Zach Hall	10/10	69 Immanuel Pride	10/0		
28 Robert Hatchett III	9/0	8 Joe Pyle	5/0		
		36 Jake Reynolds	10/0		



GAME-BY-GAME STATISTICS

Game-by-Game Rushing/Passing/Receiving
(Games with Statistics Listed Only)

11-09-19	Eastern Kentucky	2	-4	0	1	2	11	0	6
	<i>Total</i>	0	-4	0	1	17	140	1	27

Aaron Alston

		RUSHING				RECEIVING			
2018	Opponent	No.	Yds	TD	Lg	No.	Yds	TD	Lg
09-08-18	Dayton	0	0	0	0	1	19	0	19
10-06-18	at Tennessee Tech	0	0	0	0	2	62	0	41
10-13-18	Austin Peay	0	0	0	0	1	14	0	14
11-03-18	Tennessee State	0	0	0	0	1	14	0	14
11-24-18	Stony Brook	0	0	0	0	1	13	0	13
12-01-18	at Weber State	0	0	0	0	1	15	0	15
	<i>Total</i>	0	0	0	0	7	137	0	41

Austin Crump

		RUSHING				RECEIVING			
2018	Opponent	No.	Yds	TD	Lg	No.	Yds	TD	Lg
09-15-18	at Southern Illinois	0	0	0	0	3	23	2	14
10-13-18	Austin Peay	0	0	0	0	1	19	1	19
10-27-18	at UT Martin	0	0	0	0	2	27	0	16
11-03-18	Tennessee State	0	0	0	0	1	9	0	9
11-17-18	Eastern Illinois	0	0	0	0	1	34	0	34
11-24-18	Stony Brook	0	0	0	0	1	1	0	1
	<i>Total</i>	0	0	0	0	9	113	3	34

		RUSHING				RECEIVING			
2019	Opponent	No.	Yds	TD	Lg	No.	Yds	TD	Lg
08-29-19	Southern Illinois	0	0	0	0	5	91	0	30
09-07-19	at Montana State	0	0	0	0	3	26	0	15
09-14-19	at Missouri	0	0	0	0	2	13	0	15
09-21-19	West Virginia State	0	0	0	0	4	90	1	50
10-05-19	Tennessee Tech	0	0	0	0	2	35	1	26
10-12-19	at Austin Peay	0	0	0	0	5	78	1	34
10-19-19	at Jacksonville State	0	0	0	0	2	61	1	38
10-26-19	UT Martin	0	0	0	0	6	101	0	51
11-02-19	at Tennessee State	0	0	0	0	4	51	0	23
11-09-19	Eastern Kentucky	0	0	0	0	2	14	0	11
	<i>Total</i>	0	0	0	0	35	560	4	51

		RUSHING				RECEIVING			
2019	Opponent	No.	Yds	TD	Lg	No.	Yds	TD	Lg
10-19-19	at Jacksonville State	0	0	0	0	3	-1	0	6
11-02-19	at Tennessee State	0	0	0	0	1	-5	0	0
	<i>Total</i>	0	0	0	0	4	-6	0	6

Jacob Buie

		RUSHING				RECEIVING			
2019	Opponent	No.	Yds	TD	Lg	No.	Yds	TD	Lg
09-14-19	at Missouri	0	0	0	0	0	0	0	0
	<i>Total</i>	0	0	0	0	0	0	0	0

		PASSING			
2019	Opponent	Cmp	Att	Int	LG
09-14-19	at Missouri	2	4	0	-4
	<i>Total</i>	2	4	0	-4

Zion Custis

		RUSHING				RECEIVING			
2018	Opponent	No.	Yds	TD	Lg	No.	Yds	TD	Lg
09-22-18	at Eastern Kentucky	11	37	1	10	0	0	0	0
10-06-18	at Tennessee Tech	14	66	2	24	1	32	0	32
10-13-18	Austin Peay	12	53	0	8	0	0	0	0
10-27-18	at UT Martin	3	23	0	26	0	0	0	0
11-03-18	Tennessee State	5	27	0	11	0	0	0	0
11-10-18	at Murray State	1	0	0	0	0	0	0	0
11-17-18	Eastern Illinois	11	77	0	27	2	-3	0	0
11-24-18	Stony Brook	2	-4	0	1	0	0	0	0
12-01-18	at Weber State	5	62	1	34	0	0	0	0
	<i>Total</i>	64	366	4	34	3	29	0	32

		RUSHING				RECEIVING			
2019	Opponent	No.	Yds	TD	Lg	No.	Yds	TD	Lg
08-29-19	Southern Illinois	12	78	1	16	0	0	0	0
09-07-19	at Montana State	5	20	0	11	2	9	0	10
09-14-19	at Missouri	10	17	0	5	0	0	0	0
09-21-19	West Virginia State	12	76	1	29	1	11	0	11
10-05-19	Tennessee Tech	18	117	1	13	0	0	0	0
10-12-19	at Austin Peay	12	66	0	40	2	3	0	7
10-19-19	at Jacksonville State	19	45	0	12	0	0	0	0
10-26-19	UT Martin	5	5	0	2	0	0	0	0
11-09-19	Eastern Kentucky	16	83	2	21	0	0	0	0
	<i>Total</i>	109	507	5	40	5	23	0	11

Colby Cornett

		RUSHING				RECEIVING			
2018	Opponent	No.	Yds	TD	Lg	No.	Yds	TD	Lg
09-08-18	Dayton	0	0	0	0	2	16	0	10
09-15-18	at Southern Illinois	0	0	0	0	1	-2	0	0
10-02-18	at Tennessee Tech	0	0	0	0	3	115	2	69
10-27-18	at UT Martin	0	0	0	0	2	15	0	9
11-03-18	Tennessee State	0	0	0	0	3	27	0	13
11-10-18	at Murray State	1	7	0	7	0	0	0	0
11-17-18	Eastern Illinois	0	0	0	0	5	13	0	6
12-01-18	at Weber State	0	0	0	0	1	30	0	30
	<i>Total</i>	1	7	0	7	17	214	2	69

		RUSHING				RECEIVING			
2019	Opponent	No.	Yds	TD	Lg	No.	Yds	TD	Lg
08-29-19	Southern Illinois	0	0	0	0	3	10	0	6
09-07-19	at Montana State	0	0	0	0	1	2	0	2
09-14-19	at Missouri	0	0	0	0	1	8	0	8
09-21-19	West Virginia State	0	0	0	0	4	53	1	26
10-05-19	Tennessee Tech	0	0	0	0	3	5	0	5
10-19-19	at Jacksonville State	0	0	0	0	1	11	0	11
11-02-19	at Tennessee State	0	0	0	0	2	40	0	27

Jordan Foster

		RUSHING				RECEIVING			
2019	Opponent	No.	Yds	TD	Lg	No.	Yds	TD	Lg
09-14-19	at Missouri	0	0	0	0	1	12	0	12
	<i>Total</i>	0	0	0	0	1	12	0	12

Geno Hess

		RUSHING				RECEIVING			
2018	Opponent	No.	Yds	TD	Lg	No.	Yds	TD	Lg
10-06-18	at Tennessee Tech	0	0	0	0	11	64	0	17
	<i>Total</i>	0	0	0	0	11	64	0	17

		RUSHING				RECEIVING			
2019	Opponent	No.	Yds	TD	Lg	No.	Yds	TD	Lg
08-29-19	Southern Illinois	13	77	1	39	0	0	0	0
09-07-19	at Montana State	13	90	0	22	0	0	0	0



GAME-BY-GAME STATISTICS

09-14-19	at Missouri	1	-2	0	0	1	-2	0	0
09-21-19	West Virginia State	10	96	2	24	0	0	0	0
10-05-19	Tennessee Tech	7	36	1	10	0	0	0	0
10-12-19	at Austin Peay	7	20	0	11	0	0	0	0
10-19-19	at Jacksonville State	14	33	0	8	0	0	0	0
10-26-19	UT Martin	3	5	0	10	0	0	0	0
11-02-19	at Tennessee State	14	156	2	73	0	0	0	0
11-09-19	Eastern Kentucky	10	40	0	14	0	0	0	0
<i>Total</i>		92	551	6	73	1	-2	0	0

09-14-19	at Missouri	11	19	0	12	1	1	0	1
09-21-19	West Virginia State	11	91	1	22	1	4	0	4
10-05-19	Tennessee Tech	13	77	3	17	0	0	0	0
10-12-19	at Austin Peay	10	37	0	37	0	0	0	0
10-26-19	UT Martin	9	39	0	31	1	0	0	0
11-02-19	at Tennessee State	8	11	0	5	2	7	0	4
11-09-19	Eastern Kentucky	3	12	0	10	0	0	0	0
<i>Total</i>		89	390	6	37	5	12	0	5

Bud Hilburn

2018	Opponent	RUSHING				RECEIVING			
		No.	Yds	TD	Lg	No.	Yds	TD	Lg
11-10-18	at Murray State	0	0	0	0	1	10	0	10
<i>Total</i>		0	0	0	0	1	10	0	10

Brayden Hull

2019	Opponent	RUSHING				RECEIVING			
		No.	Yds	TD	Lg	No.	Yds	TD	Lg
09-21-19	West Virginia State	5	25	1	12	0	0	0	0
<i>Total</i>		5	25	1	12	0	0	0	0

Joe Pyle

2019	Opponent	RUSHING				RECEIVING			
		No.	Yds	TD	Lg	No.	Yds	TD	Lg
09-07-19	at Montana State	2	-1	0	2	0	0	0	0
09-14-19	at Missouri	1	-6	0	0	0	0	0	0
09-21-19	West Virginia State	2	47	0	47	0	0	0	0
10-26-19	UT Martin	8	35	1	61	0	0	0	0
<i>Total</i>		13	75	1	61	0	0	0	0

Mark Robinson

2019	Opponent	PASSING			
		Cmp	Att	Int	LG
08-29-19	Southern Illinois	1	1	0	0
09-07-19	at Montana State	0	1	0	0
09-14-19	at Missouri	2	6	0	13
09-21-19	West Virginia State	1	1	0	8
10-26-19	UT Martin	2	8	0	51
<i>Total</i>		6	17	0	51

Mark Robinson

2018	Opponent	RUSHING				RECEIVING			
		No.	Yds	TD	Lg	No.	Yds	TD	Lg
09-01-18	at Arkansas State	12	33	0	12	1	2	0	2
09-08-18	Dayton	3	6	0	6	1	21	0	21
09-15-18	at Southern Illinois	1	2	0	2	0	0	0	0
09-22-18	at Eastern Kentucky	4	13	0	4	0	0	0	0
10-06-18	at Tennessee Tech	9	75	1	29	0	0	0	0
10-13-18	Austin Peay	3	19	0	7	0	0	0	0
10-20-18	Jacksonville State	5	80	1	52	0	0	0	0
10-27-18	at UT Martin	2	14	0	14	0	0	0	0
11-03-18	Tennessee State	1	17	0	17	0	0	0	0
11-10-18	at Murray State	2	11	0	8	0	0	0	0
11-17-18	Eastern Illinois	16	49	1	13	1	1	0	1
11-24-18	Stony Brook	4	9	0	5	0	0	0	0
12-01-18	at Weber State	12	36	0	13	2	7	0	7
<i>Total</i>		74	364	3	52	5	31	0	21

2019	Opponent	RUSHING				RECEIVING			
		No.	Yds	TD	Lg	No.	Yds	TD	Lg
08-29-19	Southern Illinois	16	72	1	16	0	0	0	0
09-07-19	at Montana State	8	32	1	24	0	0	0	0

Daniel Santacaterina

2018	Opponent	RUSHING				RECEIVING			
		No.	Yds	TD	Lg	No.	Yds	TD	Lg
09-01-18	at Arkansas State	3	-9	0	11	0	0	0	0
09-08-18	Dayton	5	5	1	11	0	0	0	0
09-15-18	at Southern Illinois	8	22	0	26	0	0	0	0
09-22-18	at Eastern Kentucky	6	21	0	7	0	0	0	0
10-06-18	at Tennessee Tech	1	2	0	2	0	0	0	0
10-13-18	Austin Peay	7	25	0	11	0	0	0	0
10-20-18	Jacksonville State	7	11	0	14	0	0	0	0
10-27-18	at UT Martin	6	2	0	9	0	0	0	0
11-03-18	Tennessee State	8	27	0	11	0	0	0	0
11-10-18	at Murray State	6	3	0	7	0	0	0	0
11-17-18	Eastern Illinois	5	15	0	6	0	0	0	0
11-24-18	Stony Brook	11	35	1	16	0	0	0	0
12-01-18	at Weber State	15	44	1	33	0	0	0	0
<i>Total</i>		88	203	3	33	0	0	0	0

2018	Opponent	PASSING			
		Cmp	Att	Int	LG
09-01-18	at Arkansas State	10	13	0	89
09-08-18	Dayton	21	31	0	269
09-15-18	at Southern Illinois	18	31	1	179
09-22-18	at Eastern Kentucky	15	32	4	159
10-06-18	at Tennessee Tech	20	27	0	395
10-13-18	Austin Peay	19	37	1	344
10-20-18	Jacksonville State	13	21	0	104
10-27-18	at UT Martin	21	34	0	386
11-03-18	Tennessee State	22	36	0	306
11-10-18	at Murray State	18	34	1	156
11-17-18	Eastern Illinois	30	38	0	211
11-24-18	Stony Brook	13	29	0	136
12-01-18	at Weber State	12	30	4	110
<i>Total</i>		232	393	11	2,844

2019	Opponent	RUSHING				RECEIVING			
		No.	Yds	TD	Lg	No.	Yds	TD	Lg
08-29-19	Southern Illinois	8	54	2	18	0	0	0	0
09-07-19	at Montana State	9	-10	0	16	0	0	0	0
09-14-19	at Missouri	4	-7	0	3	0	0	0	0
09-21-19	West Virginia State	6	46	1	30	0	0	0	0
10-05-19	Tennessee Tech	8	-9	0	6	0	0	0	0
10-12-19	at Austin Peay	7	1	0	1	0	0	0	0
10-19-19	at Jacksonville State	3	-14	0	1	0	0	0	0
10-26-19	UT Martin	1	1	0	1	0	0	0	0
11-02-19	at Tennessee State	8	40	0	24	0	0	0	0
11-09-19	Eastern Kentucky	9	11	0	7	0	0	0	0
<i>Total</i>		40	113	3	30	0	0	0	0

2019	Opponent	PASSING			
		Cmp	Att	Int	LG
08-29-19	Southern Illinois	14	24	1	248
09-07-19	at Montana State	13	28	1	114
09-14-19	at Missouri	7	22	1	45



GAME-BY-GAME STATISTICS

09-21-19	West Virginia State	15	20	0	279	2	51
10-05-19	Tennessee Tech	12	27	1	172	1	42
10-12-19	at Austin Peay	15	24	2	221	3	45
10-19-19	at Jacksonville State	12	28	0	220	3	80
10-26-19	UT Martin	9	21	1	127	0	32
11-02-19	at Tennessee State	25	37	1	291	1	42
11-09-19	Eastern Kentucky	17	27	2	295	3	68
	<i>Total</i>	<i>139</i>	<i>258</i>	<i>10</i>	<i>2,012</i>	<i>15</i>	<i>80</i>

Taylen Waller

		RUSHING				RECEIVING			
2016	Opponent	No.	Yds	TD	Lg	No.	Yds	TD	Lg
10-06-18	at Tennessee Tech	0	0	0	0	1	36	1	36
	<i>Total</i>	<i>0</i>	<i>0</i>	<i>0</i>	<i>0</i>	<i>1</i>	<i>36</i>	<i>1</i>	<i>36</i>
		RUSHING				RECEIVING			
2019	Opponent	No.	Yds	TD	Lg	No.	Yds	TD	Lg
09-14-19	at Missouri	0	0	0	0	1	1	0	1
	<i>Total</i>	<i>0</i>	<i>0</i>	<i>0</i>	<i>0</i>	<i>1</i>	<i>1</i>	<i>0</i>	<i>1</i>

Zack Smith

		RUSHING				RECEIVING			
2017	Opponent	No.	Yds	TD	Lg	No.	Yds	TD	Lg
09-16-17	Southern Illinois	0	0	0	0	3	20	1	12
09-23-17	at Eastern Illinois	0	0	0	0	6	55	0	28
09-30-17	Eastern Kentucky	0	0	0	0	1	11	0	11
10-21-17	at Austin Peay	0	0	0	0	3	66	1	34
10-28-17	at Jacksonville State	0	0	0	0	4	81	1	37
11-04-17	UT Martin	1	7	0	7	2	20	0	14
11-11-17	at Tennessee State	0	0	0	0	1	0	0	0
	<i>Total</i>	<i>1</i>	<i>7</i>	<i>0</i>	<i>7</i>	<i>20</i>	<i>253</i>	<i>3</i>	<i>37</i>

Kristian Wilkerson

		RUSHING				RECEIVING			
2016	Opponent	No.	Yds	TD	Lg	No.	Yds	TD	Lg
09-03-16	at Memphis	0	0	0	0	5	48	0	21
09-10-16	at Southern Illinois	0	0	0	0	4	85	1	31
09-17-16	Indiana State	0	0	0	0	3	58	0	23
09-24-16	at Murray State	0	0	0	0	2	24	0	19
10-08-16	at Eastern Kentucky	0	0	0	0	3	67	1	45
10-22-16	at Tennessee Tech	0	0	0	0	4	116	1	47
10-29-16	Austin Peay	0	0	0	0	5	70	0	24
11-05-16	Jacksonville State	0	0	0	0	2	93	1	49
11-12-16	at UT Martin	0	0	0	0	4	131	0	55
11-19-16	Tennessee State	0	0	0	0	3	51	0	25
	<i>Total</i>	<i>0</i>	<i>0</i>	<i>0</i>	<i>0</i>	<i>35</i>	<i>743</i>	<i>4</i>	<i>55</i>

		RUSHING				RECEIVING			
2018	Opponent	No.	Yds	TD	Lg	No.	Yds	TD	Lg
09-01-18	at Arkansas State	0	0	0	0	6	34	0	14
09-08-18	Dayton	0	0	0	0	5	122	1	73
09-15-18	at Southern Illinois	1	17	0	17	4	36	0	14
09-22-18	at Eastern Kentucky	0	0	0	0	4	42	1	18
10-06-18	at Tennessee Tech	0	0	0	0	1	-5	0	0
10-13-18	Austin Peay	1	16	0	16	5	63	1	30
10-20-18	Jacksonville State	1	-2	0	0	2	9	1	14
10-27-18	at UT Martin	1	3	0	3	6	56	0	27
11-10-18	at Murray State	0	0	0	0	2	19	1	14
11-17-18	Eastern Illinois	0	0	0	0	4	45	0	27
11-24-18	Stony Brook	0	0	0	0	3	50	0	39
12-01-18	at Weber State	1	7	0	7	2	6	0	4
	<i>Total</i>	<i>5</i>	<i>41</i>	<i>0</i>	<i>17</i>	<i>44</i>	<i>477</i>	<i>5</i>	<i>73</i>

		RUSHING				RECEIVING			
2017	Opponent	No.	Yds	TD	Lg	No.	Yds	TD	Lg
09-02-17	at Kansas	0	0	0	0	9	68	1	22
09-09-17	at Dayton	0	0	0	0	9	88	1	17
09-16-17	Southern Illinois	0	0	0	0	4	26	0	19
09-23-17	at Eastern Illinois	0	0	0	0	7	134	0	60
09-30-17	Eastern Kentucky	0	0	0	0	3	40	0	20
10-14-17	Tennessee Tech	0	0	0	0	7	109	1	47
10-21-17	at Austin Peay	0	0	0	0	5	26	0	13
11-11-17	at Tennessee State	0	0	0	0	7	55	2	15
11-18-17	Murray State	0	0	0	0	1	7	0	7
	<i>Total</i>	<i>0</i>	<i>0</i>	<i>0</i>	<i>0</i>	<i>52</i>	<i>553</i>	<i>5</i>	<i>60</i>

		RUSHING				RECEIVING			
2019	Opponent	No.	Yds	TD	Lg	No.	Yds	TD	Lg
08-29-19	Southern Illinois	0	0	0	0	1	1	0	1
09-07-19	at Montana State	0	0	0	0	1	0	0	0
09-14-19	at Missouri	0	0	0	0	2	1	0	1
10-05-19	Tennessee Tech	0	0	0	0	1	-3	0	0
10-12-19	at Austin Peay	0	0	0	0	2	11	0	7
10-19-19	at Jacksonville State	0	0	0	0	2	-2	0	0
10-26-19	UT Martin	0	0	0	0	2	41	0	32
11-02-19	at Tennessee State	0	0	0	0	6	72	0	31
11-09-19	Eastern Kentucky	1	29	0	29	3	16	1	7
	<i>Total</i>	<i>1</i>	<i>29</i>	<i>0</i>	<i>29</i>	<i>20</i>	<i>137</i>	<i>1</i>	<i>32</i>

		RUSHING				RECEIVING			
2018	Opponent	No.	Yds	TD	Lg	No.	Yds	TD	Lg
09-01-18	at Arkansas State	0	0	0	0	2	56	0	52
09-08-18	Dayton	0	0	0	0	4	34	2	18
09-15-18	at Southern Illinois	0	0	0	0	4	43	0	28
09-22-18	at Eastern Kentucky	0	0	0	0	3	23	0	16
10-06-18	at Tennessee Tech	0	0	0	0	7	70	1	22
10-13-18	Austin Peay	0	0	0	0	4	66	1	20
10-20-18	Jacksonville State	0	0	0	0	6	53	1	13
10-27-18	at UT Martin	0	0	0	0	8	263	3	58
11-03-18	Tennessee State	0	0	0	0	8	129	3	37
11-10-18	at Murray State	0	0	0	0	3	29	0	17
11-17-18	Eastern Illinois	0	0	0	0	5	40	1	13
11-24-18	Stony Brook	0	0	0	0	5	57	2	38
12-01-18	at Weber State	0	0	0	0	2	31	0	22
	<i>Total</i>	<i>0</i>	<i>0</i>	<i>0</i>	<i>0</i>	<i>61</i>	<i>894</i>	<i>14</i>	<i>58</i>

Caleb Strauss

		RUSHING				RECEIVING			
2016	Opponent	No.	Yds	TD	Lg	No.	Yds	TD	Lg
09-14-19	at Missouri	0	0	0	0	1	5	0	5
	<i>Total</i>	<i>0</i>	<i>0</i>	<i>0</i>	<i>0</i>	<i>1</i>	<i>5</i>	<i>0</i>	<i>5</i>

		RUSHING				RECEIVING			
2019	Opponent	No.	Yds	TD	Lg	No.	Yds	TD	Lg
08-29-19	Southern Illinois	0	0	0	0	6	146	1	47
09-07-19	at Montana State	0	0	0	0	6	77	1	27
09-14-19	at Missouri	0	0	0	0	1	15	0	15
09-21-19	West Virginia State	0	0	0	0	4	71	0	34
10-05-19	Tennessee Tech	0	0	0	0	5	124	0	42
10-12-19	at Austin Peay	0	0	0	0	5	122	2	45



GAME-BY-GAME STATISTICS

10-19-19	at Jacksonville State	0	0	0	0	3	129	2	80
10-26-19	UT Martin	0	0	0	0	2	36	0	21
11-02-19	at Tennessee State	0	0	0	0	9	111	1	42
11-09-19	Eastern Kentucky	0	0	0	0	10	254	2	68
Total		0	0	0	0	51	1,085	9	80

Eric Williams

2017	Opponent	RUSHING				RECEIVING			
		No.	Yds	TD	Lg	No.	Yds	TD	Lg
09-09-17	at Dayton	0	0	0	0	1	4	0	4
09-30-17	Eastern Kentucky	0	0	0	0	1	6	0	6
10-14-17	Tennessee Tech	0	0	0	0	3	28	1	18
10-21-17	at Austin Peay	0	0	0	0	4	51	1	16
10-28-17	at Jacksonville State	0	0	0	0	1	40	0	40
11-04-17	UT Martin	0	0	0	0	4	47	0	25
11-11-17	at Tennessee State	0	0	0	0	1	12	0	12
Total		0	0	0	0	15	188	2	40

2019	Opponent	RUSHING				RECEIVING			
		No.	Yds	TD	Lg	No.	Yds	TD	Lg
09-21-19	West Virginia State	0	0	0	0	2	58	0	51
10-05-19	Tennessee Tech	0	0	0	0	1	11	0	11
10-12-19	at Austin Peay	0	0	0	0	1	7	0	7
10-19-19	at Jacksonville State	0	0	0	0	1	22	0	22
11-02-19	at Tennessee State	0	0	0	0	1	15	0	15
Total		0	0	0	0	6	113	0	51

Game-by-Game Defensive (Games with Statistics Listed Only)

Jermel Adams

2017	Opponent	Solo	Ast	Total	TFL-Yds	SK-Yds	FF	FR-Yds	Int-Yds
10-14-17	Tennessee Tech	1	0	1	0.0-0	0.0-0	0	0-0	0-0
Total		1	0	1	0.0-0	0.0-0	0	0-0	0-0
2018	Opponent	Solo	Ast	Total	TFL-Yds	SK-Yds	FF	FR-Yds	Int-Yds
09-01-18	at Arkansas State	0	1	1	0.0-0	0.0-0	0	0-0	0-0
Total		0	1	1	0.0-0	0.0-0	0	0-0	0-0
2019	Opponent	Solo	Ast	Total	TFL-Yds	SK-Yds	FF	FR-Yds	Int-Yds
09-21-19	West Virginia State	2	0	2	0.0-0	0.0-0	0	0-0	0-0
10-12-19	at Austin Peay	1	0	1	0.0-0	0.0-0	0	0-0	0-0
Total		3	0	3	0.0-0	0.0-0	0	0-0	0-0

Devin Alexander

2016	Opponent	Solo	Ast	Total	TFL-Yds	SK-Yds	FF	FR-Yds	Int-Yds
09-03-16	at Memphis	1	0	1	0.0-0	0.0-0	0	0-0	0-0
09-10-16	at Southern Illinois	3	1	4	1.0-8	1.0-8	0	0-0	0-0
09-17-16	Indiana State	2	1	3	0.0-0	0.0-0	0	0-0	0-0
09-24-16	at Murray State	1	0	1	0.0-0	0.0-0	0	0-0	0-0
10-01-16	Eastern Illinois	0	1	1	0.0-0	0.0-0	0	0-0	0-0
10-08-16	at Eastern Kentucky	1	1	2	0.0-0	0.0-0	0	0-0	0-0
10-22-16	at Tennessee Tech	1	1	2	0.0-0	0.0-0	0	0-0	0-0
10-29-16	Austin Peay	1	0	1	1.0-6	0.0-0	0	0-0	0-0
11-05-16	Jacksonville State	1	0	1	0.0-0	0.0-0	0	0-0	0-0
11-12-16	at UT Martin	0	1	1	0.0-0	0.0-0	0	0-0	0-0
11-19-16	Tennessee State	1	2	3	0.0-0	0.0-0	0	0-0	0-0
Total		12	8	20	2.0-14	1.0-8	0	0-0	0-0
2017	Opponent	Solo	Ast	Total	TFL-Yds	SK-Yds	FF	FR-Yds	Int-Yds
09-02-17	at Kansas	2	1	3	0.0-0	0.0-0	0	0-0	0-0
09-09-17	at Dayton	0	3	3	0.0-0	0.0-0	0	0-0	0-0
09-16-17	Southern Illinois	2	0	2	0.0-0	0.0-0	0	0-0	0-0

09-23-17	at Eastern Illinois	1	2	3	1.0-6	1.0-6	0	0-0	0-0
09-30-17	Eastern Kentucky	1	0	1	0.0-0	0.0-0	0	0-0	0-0
10-14-17	Tennessee Tech	1	4	5	0.0-0	0.0-0	0	0-0	0-0
10-21-17	at Austin Peay	0	2	2	0.0-0	0.0-0	0	0-0	0-0
10-28-17	at Jacksonville State	0	2	2	0.0-0	0.0-0	0	0-0	0-0
11-04-17	UT Martin	5	1	6	1.0-1	0.0-0	0	0-0	0-0
11-11-17	at Tennessee State	1	3	4	1.5-5	0.5-3	0	0-0	1-21
11-18-17	Murray State	2	0	2	1.0-19	1.0-19	0	0-0	0-0
Total		15	18	33	4.5-31	2.5-28	0	0-0	1-21

2019	Opponent	Solo	Ast	Total	TFL-Yds	SK-Yds	FF	FR-Yds	Int-Yds
08-29-19	Southern Illinois	4	2	6	2.0-10	1.0-7	0	0-0	0-0
09-07-19	at Montana State	1	3	4	0.0-0	0.0-0	0	0-0	0-0
Total		5	5	10	2.0-10	1.0-7	0	0-0	0-0

Aaron Alston

2018	Opponent	Solo	Ast	Total	TFL-Yds	SK-Yds	FF	FR-Yds	Int-Yds
09-15-18	at Southern Illinois	1	0	1	0.0-0	0.0-0	0	0-0	0-0
10-27-18	at UT Martin	0	1	1	0.0-0	0.0-0	0	1-0	0-0
11-03-18	Tennessee State	0	1	1	0.0-0	0.0-0	0	0-0	0-0
11-10-18	at Murray State	1	0	1	0.0-0	0.0-0	0	0-0	0-0
11-17-18	Eastern Illinois	4	2	6	0.0-0	0.0-0	0	0-0	0-0
Total		6	4	10	0.0-0	0.0-0	0	1-0	0-0

Josh Avery

2018	Opponent	Solo	Ast	Total	TFL-Yds	SK-Yds	FF	FR-Yds	Int-Yds
09-01-18	at Arkansas State	0	2	2	0.0-0	0.0-0	0	0-0	0-0
09-08-18	Dayton	0	1	1	0.0-0	0.0-0	0	0-0	0-0
09-22-18	at Eastern Kentucky	0	2	2	0.0-0	0.0-0	0	0-0	0-0
11-10-18	at Murray State	1	0	1	0.0-0	0.0-0	0	0-0	0-0
11-17-18	Eastern Illinois	2	0	2	1.0-5	1.0-5	0	0-0	0-0
11-24-18	Stony Brook	0	2	2	0.0-0	0.0-0	0	0-0	0-0
12-01-18	at Weber State	1	0	1	0.0-0	0.0-0	0	0-0	0-0
Total		4	7	11	1.0-5	1.0-5	0	0-0	0-0

2019	Opponent	Solo	Ast	Total	TFL-Yds	SK-Yds	FF	FR-Yds	Int-Yds
08-29-19	Southern Illinois	0	1	1	0.0-0	0.0-0	0	0-0	0-0
10-05-19	Tennessee Tech	0	3	3	0.5-1	0.0-0	0	0-0	0-0
10-12-19	at Austin Peay	2	1	3	1.5-6	0.0-0	0	0-0	0-0
10-19-19	at Jacksonville State	3	0	3	0.0-0	0.0-0	0	0-0	0-0
10-26-19	UT Martin	2	1	3	1.5-7	1.5-7	0	0-0	0-0
11-02-19	at Tennessee State	2	2	4	1.5-5	0.0-0	0	0-0	0-0
11-09-19	Eastern Kentucky	2	1	3	1.0-6	0.0-0	0	0-0	0-0
Total		11	9	20	6.0-25	1.5-7	0	0-0	0-0

Anthony Ballard

2019	Opponent	Solo	Ast	Total	TFL-Yds	SK-Yds	FF	FR-Yds	Int-Yds
09-14-19	at Missouri	1	1	2	0.0-0	0.0-0	0	0-0	0-0
09-21-19	West Virginia State	0	1	1	0.0-0	0.0-0	0	0-0	0-0
Total		1	2	3	0.0-0	0.0-0	0	0-0	0-0

Derrick Calhoun

2018	Opponent	Solo	Ast	Total	TFL-Yds	SK-Yds	FF	FR-Yds	Int-Yds
10-06-18	at Tennessee Tech	2	1	3	0.0-0	0.0-0	0	0-0	0-0
10-13-18	Austin Peay	1	0	1	0.0-0	0.0-0	0	0-0	0-0
10-20-18	Jacksonville State	1	1	2	0.0-0	0.0-0	0	0-0	0-0
10-27-18	at UT Martin	0	1	1	0.0-0	0.0-0	0	0-0	0-0
11-03-18	Tennessee State	1	0	1	0.0-0	0.0-0	0	0-0	0-0
11-10-18	at Murray State	5	0	5	0.0-0	0.0-0	0	0-0	0-0
11-17-18	Eastern Illinois	0	1	1	0.0-0	0.0-0	0	0-0	0-0
11-24-18	Stony Brook	3	2	5	0.0-0	0.0-0	0	0-0	0-0
12-01-18	at Weber State	0	2	2	0.0-0	0.0-0	0	0-0	0-0



GAME-BY-GAME STATISTICS

	Total	Solo	Ast	Total	TFL-Yds	SK-Yds	FF	FR-Yds	Int-Yds
2019	13	8	21	0.0-0	0.0-0	0	0-0	0-0	0-0
08-29-19	Opponent								
09-07-19	Southern Illinois	1	1	2	0.0-0	0.0-0	0	0-0	0-0
09-14-19	at Montana State	3	0	3	0.0-0	0.0-0	0	0-0	0-0
09-21-19	at Missouri	1	1	2	0.0-0	0.0-0	0	0-0	0-0
10-05-19	West Virginia State	2	1	3	0.0-0	0.0-0	0	0-0	0-0
10-12-19	Tennessee Tech	6	6	12	0.5-3	0.0-0	1	0-0	0-0
10-26-19	at Austin Peay	1	0	1	0.0-0	0.0-0	0	0-0	0-0
11-02-19	UT Martin	3	2	5	1.5-2	0.0-0	0	1-0	0-0
	at Tennessee State	3	1	4	1.0-2	0.0-0	0	0-0	0-0
	Total	20	12	32	3.0-7	0.0-0	1	1-0	0-0

Shabari Davis

	Opponent	Solo	Ast	Total	TFL-Yds	SK-Yds	FF	FR-Yds	Int-Yds
2017									
09-02-17	at Kansas	3	0	3	1.0-2	0.0-0	0	0-0	1-18
09-09-17	at Dayton	1	1	2	0.0-0	0.0-0	0	0-0	0-0
09-23-17	at Eastern Illinois	2	0	2	0.0-0	0.0-0	0	0-0	0-0
09-30-17	Eastern Kentucky	2	0	2	0.0-0	0.0-0	0	0-0	1-27
10-28-17	at Jacksonville State	1	0	1	0.0-0	0.0-0	0	0-0	0-0
11-11-17	at Tennessee State	0	1	1	0.0-0	0.0-0	0	0-0	0-0
11-18-17	Murray State	1	0	1	0.0-0	0.0-0	0	0-0	0-0
	Total	10	2	12	1.0-2	0.0-0	0	0-0	2-45

	Opponent	Solo	Ast	Total	TFL-Yds	SK-Yds	FF	FR-Yds	Int-Yds
2018									
09-01-18	at Arkansas State	3	1	4	0.0-0	0.0-0	0	0-0	0-0
09-15-18	at Southern Illinois	2	0	2	0.0-0	0.0-0	0	0-0	0-0
09-22-18	at Eastern Kentucky	1	0	1	0.0-0	0.0-0	0	0-0	0-0
10-06-18	at Tennessee Tech	3	0	3	0.0-0	0.0-0	0	0-0	0-0
10-27-18	at UT Martin	1	0	1	0.0-0	0.0-0	0	0-0	1-25
11-17-18	Eastern Illinois	1	0	1	0.0-0	0.0-0	0	0-0	1-3
11-24-18	Stony Brook	1	1	2	0.0-0	0.0-0	0	0-0	0-0
12-01-18	at Weber State	1	2	3	0.0-0	0.0-0	0	0-0	0-0
	Total	13	4	17	0.0-0	0.0-0	0	0-0	2-28

	Opponent	Solo	Ast	Total	TFL-Yds	SK-Yds	FF	FR-Yds	Int-Yds
2019									
08-29-19	Southern Illinois	2	0	2	0.0-0	0.0-0	0	0-0	0-0
09-07-19	at Montana State	0	1	1	0.0-0	0.0-0	0	0-0	0-0
09-14-19	at Missouri	2	0	2	0.0-0	0.0-0	0	0-0	0-0
10-05-19	Tennessee Tech	3	0	3	0.0-0	0.0-0	0	0-0	0-0
10-12-19	at Austin Peay	6	0	6	0.0-0	0.0-0	1	0-0	0-0
10-19-19	at Jacksonville State	3	2	5	0.0-0	0.0-0	0	0-0	0-0
10-26-19	UT Martin	1	1	2	0.0-0	0.0-0	0	0-0	0-0
11-02-19	at Tennessee State	1	0	1	0.0-0	0.0-0	0	0-0	0-0
11-09-19	Eastern Kentucky	0	0	0	0.0-0	0.0-0	0	0-0	1-10
	Total	18	4	22	0.0-0	0.0-0	1	0-0	1-10

Jontae Dobson

	Opponent	Solo	Ast	Total	TFL-Yds	SK-Yds	FF	FR-Yds	Int-Yds
2019									
09-14-19	at Missouri	3	2	5	0.0-0	0.0-0	0	0-0	0-0
10-05-19	Tennessee Tech	0	1	1	0.0-0	0.0-0	0	0-0	0-0
10-12-19	at Austin Peay	1	0	1	0.0-0	0.0-0	0	0-0	0-0
10-19-19	at Jacksonville State	3	0	3	0.0-0	0.0-0	0	0-0	0-0
10-26-19	UT Martin	0	1	1	0.0-0	0.0-0	0	0-0	0-0
	Total	7	4	11	0.0-0	0.0-0	0	0-0	0-0

Bryson Donnell

	Opponent	Solo	Ast	Total	TFL-Yds	SK-Yds	FF	FR-Yds	Int-Yds
2017									
09-09-17	at Dayton	0	1	1	0.0-0	0.0-0	0	0-0	0-0
09-16-17	Southern Illinois	1	0	1	0.0-0	0.0-0	0	0-0	0-0
09-23-17	at Eastern Illinois	1	1	2	0.0-0	0.0-0	0	0-0	0-0
10-14-17	Tennessee Tech	1	0	1	0.0-0	0.0-0	0	1-0	0-0
10-21-17	at Austin Peay	1	1	2	1.0-7	1.0-7	0	0-0	0-0

10-28-17	at Jacksonville State	1	2	3	0.0-0	0.0-0	0	0-0	0-0
11-04-17	UT Martin	1	1	2	0.5-1	0.0-0	0	0-0	0-0
11-11-17	at Tennessee State	1	0	1	1.0-3	0.0-0	0	0-0	0-0
11-18-17	Murray State	0	1	1	0.0-0	0.0-0	0	0-0	0-0
	Total	7	7	14	2.5-11	1.0-7	0	0-0	0-0

	Opponent	Solo	Ast	Total	TFL-Yds	SK-Yds	FF	FR-Yds	Int-Yds
2018									
09-01-18	at Arkansas State	0	4	4	0.5-0	0.0-0	0	0-0	0-0
09-08-18	Dayton	1	0	1	0.0-0	0.0-0	0	0-0	0-0
09-15-18	at Southern Illinois	1	1	2	1.0-6	1.0-6	0	0-0	0-0
09-22-18	at Eastern Kentucky	0	4	4	0.0-0	0.0-0	0	0-0	0-0
10-06-18	at Tennessee Tech	1	1	2	0.0-0	0.0-0	0	0-0	0-0
10-27-18	at UT Martin	0	1	1	0.5-0	0.0-0	0	0-0	0-0
11-03-18	Tennessee State	0	1	1	0.0-0	0.0-0	0	0-0	0-0
11-10-18	at Murray State	1	0	1	0.0-0	0.0-0	0	0-0	0-0
11-17-18	Eastern Illinois	0	1	1	0.0-0	0.0-0	0	0-0	0-0
12-01-18	at Weber State	0	1	1	0.0-0	0.0-0	0	0-0	0-0
	Total	4	14	18	2.0-6	1.0-6	0	0-0	0-0

	Opponent	Solo	Ast	Total	TFL-Yds	SK-Yds	FF	FR-Yds	Int-Yds
2019									
08-29-19	Southern Illinois	1	2	3	0.0-0	0.0-0	0	0-0	0-0
09-07-19	at Montana State	1	0	1	1.0-2	0.0-0	0	1-0	0-0
09-14-19	at Missouri	2	0	2	0.0-0	0.0-0	0	0-0	0-0
09-21-19	West Virginia State	1	4	5	1.0-8	1.0-8	0	0-0	0-0
10-05-19	Tennessee Tech	0	2	2	0.0-0	0.0-0	0	0-0	0-0
10-19-19	at Jacksonville State	1	0	1	1.0-5	0.0-0	0	1-0	0-0
10-26-19	UT Martin	0	1	1	0.0-0	0.0-0	0	0-0	0-0
11-02-19	at Tennessee State	1	3	4	0.0-0	0.0-0	0	0-0	0-0
11-09-19	Eastern Kentucky	1	1	2	0.0-0	0.0-0	0	0-0	0-0
	Total	7	9	16	3.0-15	1.0-8	0	2-0	0-0

Omarrick Douglas

	Opponent	Solo	Ast	Total	TFL-Yds	SK-Yds	FF	FR-Yds	Int-Yds
2017									
09-02-17	at Kansas	0	0	0	0.0-0	0.0-0	0	1-0	0-0
09-16-17	Southern Illinois	0	2	2	0.0-0	0.0-0	0	0-0	0-0
09-23-17	at Eastern Illinois	2	2	4	1.0-2	0.0-0	0	0-0	0-0
09-30-17	Eastern Kentucky	1	0	1	0.0-0	0.0-0	0	0-0	0-0
10-14-17	Tennessee Tech	1	1	2	0.0-0	0.0-0	0	0-0	0-0
10-21-17	at Austin Peay	0	2	2	1.0-2	0.0-0	0	0-0	0-0
10-28-17	at Jacksonville State	0	2	2	0.5-1	0.0-0	0	0-0	0-0
11-04-17	UT Martin	2	0	2	0.0-0	0.0-0	0	0-0	0-0
	Total	6	9	15	2.5-5	0.0-0	0	1-0	0-0

	Opponent	Solo	Ast	Total	TFL-Yds	SK-Yds	FF	FR-Yds	Int-Yds
2018									
09-01-18	at Arkansas State	2	5	7	0.0-0	0.0-0	0	0-0	1-0
09-08-18	Dayton	1	2	3	0.0-0	0.0-0	0	0-0	0-0
09-15-18	at Southern Illinois	7	1	8	1.0-2	0.0-0	0	0-0	0-0
09-22-18	at Eastern Kentucky	5	5	10	1.0-5	1.0-5	0	0-0	0-0
10-06-18	at Tennessee Tech	2	1	3	1.0-6	1.0-6	0	0-0	0-0
10-13-18	Austin Peay	2	0	2	0.0-0	0.0-0	0	0-0	0-0
10-20-18	Jacksonville State	3	2	5	0.0-0	0.0-0	0	2-0	0-0
10-27-18	at UT Martin	1	13	14	1.5-4	0.0-0	0	0-0	0-0
11-03-18	Tennessee State	1	4	5	0.0-0	0.0-0	0	0-0	0-0
11-10-18	at Murray State	10	4	14	4.0-14	1.0-6	2	1-0	0-0
11-17-18	Eastern Illinois	3	2	5	1.5-4	0.0-0	0	0-0	1-10
11-24-18	Stony Brook	3	4	7	0.5-1	0.0-0	0	0-0	0-0
12-01-18	at Weber State	2	3	5	0.0-0	0.0-0	0	0-0	0-0
	Total	42	46	88	10.0-36	3.0-17	2	3-0	2-10

	Opponent	Solo	Ast	Total	TFL-Yds	SK-Yds	FF	FR-Yds	Int-Yds
2019									
08-29-19	Southern Illinois	1	2	3	0.0-0	0.0-0	0	0-0	0-0
09-07-19	at Montana State	2	1	3	0.0-0	0.0-0	0	0-0	0-0
09-14-19	at Missouri	2	1	3	2.0-3	1.0-2	0	0-0	0-0
09-21-19	West Virginia State	1	0	1	0.0-0	0.0-0	0	0-0	0-0



GAME-BY-GAME STATISTICS

Date	Opponent	Solo	Ast	Total	TFL-Yds	SK-Yds	FF	FR-Yds	Int-Yds	2018	Opponent	Solo	Ast	Total	TFL-Yds	SK-Yds	FF	FR-Yds	Int-Yds
10-05-19	Tennessee Tech	1	0	1	0.0-0	0.0-0	0	0-0	0-0	2018	Opponent	Solo	Ast	Total	TFL-Yds	SK-Yds	FF	FR-Yds	Int-Yds
10-12-19	at Austin Peay	2	1	3	0.0-0	0.0-0	0	0-0	0-0	09-01-18	at Arkansas State	9	13	22	1.0-3	0.0-0	1	0-0	0-0
10-19-19	at Jacksonville State	1	0	1	0.0-0	0.0-0	0	0-0	0-0	09-08-18	Dayton	4	5	9	0.0-0	0.0-0	0	1-0	0-0
10-26-19	UT Martin	1	2	3	0.0-0	0.0-0	0	0-0	1-32	09-15-18	at Southern Illinois	4	6	10	0.0-0	0.0-0	0	0-0	1-10
11-02-19	at Tennessee State	3	0	3	0.0-0	0.0-0	0	0-0	0-0	09-22-18	at Eastern Kentucky	5	9	14	0.0-0	0.0-0	0	0-0	0-0
11-09-19	Eastern Kentucky	0	2	2	0.5-0	0.0-0	0	0-0	0-0	10-06-18	at Tennessee Tech	3	5	8	1.0-2	0.0-0	0	1-0	0-0
	Total	14	9	23	2.5-3	1.0-2	0	0-0	1-32	10-13-18	Austin Peay	6	8	14	3.0-17	1.0-11	0	0-0	0-0

DJ Freeman

2018	Opponent	Solo	Ast	Total	TFL-Yds	SK-Yds	FF	FR-Yds	Int-Yds
09-01-18	at Arkansas State	0	2	2	0.0-0	0.0-0	0	0-0	0-0
09-08-18	Dayton	4	0	4	0.0-0	0.0-0	0	0-0	0-0
09-15-18	at Southern Illinois	4	3	7	0.0-0	0.0-0	0	0-0	1-0
09-22-18	at Eastern Kentucky	1	1	2	0.0-0	0.0-0	0	0-0	0-0
10-06-18	at Tennessee Tech	3	1	4	0.0-0	0.0-0	0	0-0	0-0
10-13-18	Austin Peay	2	1	3	0.0-0	0.0-0	0	0-0	0-0
10-20-18	Jacksonville State	0	3	3	0.0-0	0.0-0	0	0-0	1-0
10-27-18	at UT Martin	4	3	7	2.0-7	1.0-6	0	0-0	0-0
11-03-18	Tennessee State	6	1	7	0.0-0	0.0-0	0	0-0	0-0
11-10-18	at Murray State	3	5	8	1.0-1	0.0-0	0	0-0	0-0
11-24-18	Stony Brook	4	0	4	1.0-10	1.0-10	0	0-0	0-0
12-01-18	at Weber State	2	3	5	0.0-0	0.0-0	0	0-0	0-0
	Total	33	23	56	4.0-18	2.0-16	0	0-0	2-0

2019	Opponent	Solo	Ast	Total	TFL-Yds	SK-Yds	FF	FR-Yds	Int-Yds
08-29-19	Southern Illinois	1	0	1	0.0-0	0.0-0	0	0-0	0-0
09-07-19	at Montana State	3	0	3	1.0-5	0.0-0	0	0-0	0-0
09-14-19	at Missouri	2	1	3	0.0-0	0.0-0	0	0-0	0-0
09-21-19	West Virginia State	3	1	4	0.5-0	0.0-0	0	0-0	0-0
10-05-19	Tennessee Tech	6	0	6	1.0-6	1.0-6	0	0-0	1-19
10-12-19	at Austin Peay	3	0	3	0.0-0	0.0-0	0	0-0	0-0
10-19-19	at Jacksonville State	4	0	4	0.0-0	0.0-0	0	1-0	0-0
10-26-19	UT Martin	4	1	5	1.0-4	0.0-0	0	0-0	0-0
11-02-19	at Tennessee State	4	0	4	0.0-0	0.0-0	0	0-0	1-11
11-09-19	Eastern Kentucky	4	1	5	0.0-0	0.0-0	0	0-0	0-0
	Total	34	4	38	2.5-15	1.0-6	0	1-0	2-30

Zach Hall

2016	Opponent	Solo	Ast	Total	TFL-Yds	SK-Yds	FF	FR-Yds	Int-Yds
09-24-16	at Murray State	2	3	5	1.0-3	0.0-0	0	0-0	0-0
10-01-16	Eastern Illinois	1	1	2	0.0-0	0.0-0	0	0-0	0-0
10-08-16	at Eastern Kentucky	1	1	2	0.0-0	0.0-0	0	1-0	0-0
10-22-16	at Tennessee Tech	3	1	4	0.0-0	0.0-0	0	0-0	0-0
10-29-16	Austin Peay	4	3	7	1.0-7	1.0-7	0	0-0	0-0
11-05-16	Jacksonville State	4	6	10	1.5-4	0.0-0	0	0-0	0-0
11-12-16	at UT Martin	1	1	2	0.0-0	0.0-0	0	0-0	0-0
11-19-16	Tennessee State	0	4	4	0.0-0	0.0-0	0	0-0	0-0
	Total	16	20	36	3.5-14	1.0-7	0	1-0	0-0

2017	Opponent	Solo	Ast	Total	TFL-Yds	SK-Yds	FF	FR-Yds	Int-Yds
09-02-17	at Kansas	1	1	2	0.0-0	0.0-0	0	0-0	0-0
09-09-17	at Dayton	1	3	4	1.5-5	1.0-5	0	0-0	0-0
09-16-17	Southern Illinois	1	3	4	0.0-0	0.0-0	0	0-0	0-0
09-23-17	at Eastern Illinois	1	8	9	0.0-0	0.0-0	0	0-0	0-0
09-30-17	Eastern Kentucky	3	1	4	1.0-12	1.0-12	0	0-0	0-0
10-14-17	Tennessee Tech	5	1	6	2.0-18	1.0-15	1	0-0	0-0
10-21-17	at Austin Peay	3	7	10	0.5-1	0.0-0	0	0-0	0-0
10-28-17	at Jacksonville State	8	3	11	3.0-20	3.0-20	0	0-0	0-0
11-04-17	UT Martin	5	4	9	2.0-6	1.0-5	0	0-0	0-0
11-11-17	at Tennessee State	5	5	10	4.0-24	2.0-20	0	0-0	0-0
11-18-17	Murray State	5	5	10	1.0-1	0.0-0	0	0-0	0-0
	Total	38	41	79	15.0-87	9.0-77	1	0-0	0-0

2018	Opponent	Solo	Ast	Total	TFL-Yds	SK-Yds	FF	FR-Yds	Int-Yds
09-01-18	at Arkansas State	9	13	22	1.0-3	0.0-0	1	0-0	0-0
09-08-18	Dayton	4	5	9	0.0-0	0.0-0	0	1-0	0-0
09-15-18	at Southern Illinois	4	6	10	0.0-0	0.0-0	0	0-0	1-10
09-22-18	at Eastern Kentucky	5	9	14	0.0-0	0.0-0	0	0-0	0-0
10-06-18	at Tennessee Tech	3	5	8	1.0-2	0.0-0	0	1-0	0-0
10-13-18	Austin Peay	6	8	14	3.0-17	1.0-11	0	0-0	0-0
10-20-18	Jacksonville State	6	9	15	2.5-4	0.0-0	0	0-0	0-0
10-27-18	at UT Martin	6	9	15	0.5-2	0.0-0	1	0-0	1-0
11-03-18	Tennessee State	5	7	12	1.5-5	0.0-0	0	0-0	1-35
11-10-18	at Murray State	7	8	15	1.5-13	1.0-12	2	0-0	1-11
11-17-18	Eastern Illinois	7	9	16	0.0-0	0.0-0	0	0-0	0-0
11-24-18	Stony Brook	4	9	13	1.0-1	0.0-0	0	0-0	0-0
12-01-18	at Weber State	1	4	5	0.0-0	0.0-0	0	0-0	0-0
	Total	67	101	168	12.0-47	2.0-23	4	1-0	4-56

2019	Opponent	Solo	Ast	Total	TFL-Yds	SK-Yds	FF	FR-Yds	Int-Yds
08-29-19	Southern Illinois	7	12	19	2.0-3	1.0-1	0	0-0	0-0
09-07-19	at Montana State	7	3	10	0.5-0	0.0-0	0	0-0	0-0
09-14-19	at Missouri	2	1	3	0.0-0	0.0-0	0	0-0	0-0
09-21-19	West Virginia State	4	3	7	0.5-1	0.0-0	0	0-0	0-0
10-05-19	Tennessee Tech	1	8	9	1.0-3	0.5-2	0	0-0	0-0
10-12-19	at Austin Peay	2	6	8	0.5-0	0.0-0	0	0-0	0-0
10-19-19	at Jacksonville State	5	1	6	0.0-0	0.0-0	1	1-0	0-0
10-26-19	UT Martin	4	6	10	2.0-17	1.0-16	1	0-0	0-0
11-02-19	at Tennessee State	4	3	7	0.0-0	0.0-0	1	0-0	0-0
11-09-19	Eastern Kentucky	6	5	11	1.0-4	0.0-0	0	0-0	0-0
	Total	42	48	90	6.5-27	2.5-19	3	1-0	0-0

Britt Harris

2018	Opponent	Solo	Ast	Total	TFL-Yds	SK-Yds	FF	FR-Yds	Int-Yds
09-08-18	Dayton	1	1	2	0.0-0	0.0-0	0	0-0	0-0
11-03-18	Tennessee State	0	1	1	0.0-0	0.0-0	0	0-0	0-0
11-10-18	at Murray State	2	0	2	0.0-0	0.0-0	0	0-0	0-0
11-17-18	Eastern Illinois	1	2	3	0.0-0	0.0-0	0	0-0	0-0
11-24-18	Stony Brook	0	1	1	0.0-0	0.0-0	0	0-0	0-0
12-01-18	at Weber State	1	0	1	0.0-0	0.0-0	0	0-0	0-0
	Total	5	5	10	0.0-0	0.0-0	0	0-0	0-0

2019	Opponent	Solo	Ast	Total	TFL-Yds	SK-Yds	FF	FR-Yds	Int-Yds
09-21-19	West Virginia State	1	0	1	0.0-0	0.0-0	0	0-0	0-0
10-05-19	Tennessee Tech	1	0	1	0.0-0	0.0-0	0	0-0	0-0
	Total	2	0	2	0.0-0	0.0-0	0	0-0	0-0

Robert Hatchett III

2019	Opponent	Solo	Ast	Total	TFL-Yds	SK-Yds	FF	FR-Yds	Int-Yds
09-07-19	at Montana State	1	0	1	0.0-0	0.0-0	0	0-0	0-0
09-14-19	at Missouri	2	0	2	0.0-0	0.0-0	0	0-0	0-0
09-21-19	West Virginia State	3	0	3	0.0-0	0.0-0	0	0-0	0-0
10-05-19	Tennessee Tech	0	1	1	0.0-0	0.0-0	0	0-0	0-0
10-12-19	at Austin Peay	1	0	1	0.0-0	0.0-0	0	0-0	0-0
	Total	7	1	8	0.0-0	0.0-0	0	0-0	0-0

Bud Hilburn

2019	Opponent	Solo	Ast	Total	TFL-Yds	SK-Yds	FF	FR-Yds	Int-Yds
09-07-19	at Montana State	1	0	1	0.0-0	0.0-0	0	0-0	0-0
	Total	1	0	1	0.0-0	0.0-0	0	0-0	0-0



GAME-BY-GAME STATISTICS

Trai Hodges

2018	Opponent	Solo	Ast	Total	TFL-Yds	SK-Yds	FF	FR-Yds	Int-Yds
09-01-18	at Arkansas State	0	1	1	0.0-0	0.0-0	0	0-0	0-0
09-15-18	at Southern Illinois	1	0	1	0.0-0	0.0-0	0	0-0	0-0
10-06-18	at Tennessee Tech	0	1	1	0.0-0	0.0-0	0	0-0	0-0
10-20-18	Jacksonville State	2	0	2	0.0-0	0.0-0	0	0-0	0-0
11-10-18	at Murray State	2	2	4	0.0-0	0.0-0	0	0-0	0-0
11-17-18	Eastern Illinois	2	0	2	0.0-0	0.0-0	0	0-0	0-0
12-01-18	at Weber State	2	0	2	0.0-0	0.0-0	0	0-0	0-0
	Total	9	4	13	0.0-0	0.0-0	0	0-0	0-0
2019	Opponent	Solo	Ast	Total	TFL-Yds	SK-Yds	FF	FR-Yds	Int-Yds
08-29-19	Southern Illinois	1	0	1	0.0-0	0.0-0	0	0-0	0-0
09-07-19	at Montana State	1	1	2	0.0-0	0.0-0	0	0-0	0-0
09-14-19	at Missouri	2	0	2	0.0-0	0.0-0	0	0-0	0-0
09-21-19	West Virginia State	1	0	1	0.0-0	0.0-0	0	0-0	0-0
10-19-19	at Jacksonville State	2	0	2	0.0-0	0.0-0	0	0-0	0-0
	Total	7	1	8	0.0-0	0.0-0	0	0-0	0-0

Rashad Hughes

2018	Opponent	Solo	Ast	Total	TFL-Yds	SK-Yds	FF	FR-Yds	Int-Yds
09-08-18	Dayton	0	1	1	0.0-0	0.0-0	0	0-0	0-0
09-15-18	at Southern Illinois	1	1	2	0.0-0	0.0-0	0	0-0	0-0
10-06-18	at Tennessee Tech	1	0	1	0.0-0	0.0-0	0	0-0	0-0
	Total	2	2	4	0.0-0	0.0-0	0	0-0	0-0
2019	Opponent	Solo	Ast	Total	TFL-Yds	SK-Yds	FF	FR-Yds	Int-Yds
09-21-19	West Virginia State	0	1	1	0.5-2	0.0-0	0	0-0	0-0
	Total	0	1	1	0.5-2	0.0-0	0	0-0	0-0

Taj Jenkins

2016	Opponent	Solo	Ast	Total	TFL-Yds	SK-Yds	FF	FR-Yds	Int-Yds
10-08-16	at Eastern Kentucky	1	1	2	0.0-0	0.0-0	0	0-0	0-0
10-22-16	at Tennessee Tech	0	1	1	0.0-0	0.0-0	0	0-0	0-0
10-29-16	Austin Peay	2	1	3	0.0-0	0.0-0	0	0-0	0-0
11-12-16	at UT Martin	0	1	1	0.0-0	0.0-0	0	0-0	0-0
11-19-16	Tennessee State	0	1	1	0.0-0	0.0-0	0	0-0	0-0
	Total	3	5	8	0.0-0	0.0-0	0	0-0	0-0
2017	Opponent	Solo	Ast	Total	TFL-Yds	SK-Yds	FF	FR-Yds	Int-Yds
09-09-17	at Kansas	1	0	1	0.0-0	0.0-0	0	0-0	0-0
	Total	1	0	1	0.0-0	0.0-0	0	0-0	0-0
2018	Opponent	Solo	Ast	Total	TFL-Yds	SK-Yds	FF	FR-Yds	Int-Yds
09-01-18	at Arkansas State	1	3	4	0.0-0	0.0-0	0	0-0	0-0
09-08-18	Dayton	2	1	3	0.0-0	0.0-0	0	0-0	0-0
09-15-18	at Southern Illinois	2	1	3	0.0-0	0.0-0	0	0-0	0-0
09-22-18	at Eastern Kentucky	1	0	1	0.0-0	0.0-0	0	0-0	0-0
10-06-18	at Tennessee Tech	1	1	2	0.0-0	0.0-0	0	0-0	0-0
10-13-18	Austin Peay	0	1	1	0.0-0	0.0-0	0	0-0	0-0
10-20-18	Jacksonville State	0	0	0	0.0-0	0.0-0	0	0-0	1-0
11-10-18	at Murray State	5	2	7	1.0-1	0.0-0	0	0-0	0-0
11-17-18	Eastern Illinois	0	3	3	0.0-0	0.0-0	0	0-0	0-0
11-24-18	Stony Brook	3	1	4	0.5-0	0.0-0	0	0-0	1-0
12-01-18	at Weber State	2	0	2	0.0-0	0.0-0	0	0-0	0-0
	Total	17	13	30	1.5-1	0.0-0	0	0-0	2-0
2019	Opponent	Solo	Ast	Total	TFL-Yds	SK-Yds	FF	FR-Yds	Int-Yds
08-29-19	Southern Illinois	2	0	2	0.0-0	0.0-0	0	0-0	0-0
09-07-19	at Montana State	1	0	1	0.0-0	0.0-0	0	0-0	0-0
09-14-19	at Missouri	1	1	2	0.0-0	0.0-0	0	0-0	0-0
09-21-19	West Virginia State	1	0	1	0.0-0	0.0-0	0	0-0	0-0
10-05-19	Tennessee Tech	1	0	1	0.0-0	0.0-0	0	0-0	0-0
10-12-19	at Austin Peay	1	1	2	0.0-0	0.0-0	0	0-0	0-0
10-19-19	at Jacksonville State	1	0	1	0.0-0	0.0-0	0	0-0	0-0
	Total	11	3	14	0.0-0	0.0-0	0	0-0	0-0

10-26-19	UT Martin	4	0	4	0.0-0	0.0-0	0	0-0	0-0
11-09-19	Eastern Kentucky	1	1	2	0.0-0	0.0-0	0	0-0	0-0
	Total	13	3	16	0.0-0	0.0-0	0	0-0	0-0

Lawrence Johnson

2019	Opponent	Solo	Ast	Total	TFL-Yds	SK-Yds	FF	FR-Yds	Int-Yds
08-29-19	Southern Illinois	2	0	2	0.0-0	0.0-0	0	0-0	0-0
09-07-19	at Montana State	1	0	1	1.0-1	0.0-0	0	0-0	0-0
09-14-19	at Missouri	3	0	3	0.0-0	0.0-0	0	0-0	0-0
09-21-19	West Virginia State	4	3	7	0.5-1	0.0-0	0	0-0	0-0
10-05-19	Tennessee Tech	9	0	9	0.0-0	0.0-0	0	0-0	0-0
10-12-19	at Austin Peay	1	0	1	0.0-0	0.0-0	0	0-0	0-0
10-19-19	at Jacksonville State	6	1	7	0.0-0	0.0-0	0	0-0	0-0
10-26-19	UT Martin	0	1	1	0.0-0	0.0-0	0	0-0	0-0
11-02-19	at Tennessee State	2	0	2	0.0-0	0.0-0	0	0-0	0-0
11-09-19	Eastern Kentucky	1	5	6	0.5-1	0.0-0	0	0-0	0-0
	Total	29	10	39	1.5-2	0.0-0	0	0-0	0-0

Bydarrius Knighten

2017	Opponent	Solo	Ast	Total	TFL-Yds	SK-Yds	FF	FR-Yds	Int-Yds
09-02-17	at Kansas	3	1	4	0.0-0	0.0-0	0	0-0	0-0
09-09-17	at Dayton	4	2	6	0.0-0	0.0-0	0	0-0	0-0
09-16-17	Southern Illinois	6	1	7	0.0-0	0.0-0	0	0-0	0-0
09-23-17	at Eastern Illinois	1	1	2	0.0-0	0.0-0	0	0-0	0-0
09-30-17	Eastern Kentucky	3	2	5	0.0-0	0.0-0	0	0-0	0-0
10-14-17	Tennessee Tech	4	1	5	0.0-0	0.0-0	0	0-0	0-0
10-21-17	at Austin Peay	1	4	5	0.0-0	0.0-0	0	0-0	0-0
10-28-17	at Jacksonville State	1	0	1	0.0-0	0.0-0	0	0-0	1-0
11-04-17	UT Martin	6	1	7	0.0-0	0.0-0	0	0-0	0-0
11-11-17	at Tennessee State	2	3	5	0.0-0	0.0-0	0	0-0	0-0
11-18-17	Murray State	2	3	5	0.0-0	0.0-0	0	0-0	0-0
	Total	33	19	52	0.0-0	0.0-0	0	0-0	1-0
2018	Opponent	Solo	Ast	Total	TFL-Yds	SK-Yds	FF	FR-Yds	Int-Yds
09-01-18	at Arkansas State	2	3	5	0.0-0	0.0-0	0	1-2	0-0
09-08-18	Dayton	6	1	7	0.0-0	0.0-0	1	0-0	0-0
09-15-18	at Southern Illinois	9	2	11	0.0-0	0.0-0	0	0-0	0-0
09-22-18	at Eastern Kentucky	5	4	9	0.0-0	0.0-0	0	0-0	0-0
10-06-18	at Tennessee Tech	0	3	3	0.0-0	0.0-0	0	0-0	0-0
10-13-18	Austin Peay	5	5	10	0.5-2	0.0-0	0	0-0	0-0
10-20-18	Jacksonville State	2	3	5	0.0-0	0.0-0	0	0-0	0-0
10-27-18	at UT Martin	3	4	7	0.0-0	0.0-0	0	0-0	1-16
11-03-18	Tennessee State	4	0	4	0.0-0	0.0-0	0	0-0	0-0
11-10-18	at Murray State	4	3	7	0.0-0	0.0-0	0	0-0	0-0
11-17-18	Eastern Illinois	5	2	7	1.0-3	0.0-0	0	0-0	0-0
11-24-18	Stony Brook	2	2	4	0.0-0	0.0-0	0	0-0	0-0
12-01-18	at Weber State	4	5	9	0.0-0	0.0-0	0	0-0	0-0
	Total	51	37	88	1.5-5	0.0-0	1	1-2	1-16
2019	Opponent	Solo	Ast	Total	TFL-Yds	SK-Yds	FF	FR-Yds	Int-Yds
08-29-19	Southern Illinois	3	3	6	0.0-0	0.0-0	0	0-0	0-0
09-07-19	at Montana State	9	1	10	0.0-0	0.0-0	0	0-0	0-0
09-14-19	at Missouri	4	0	4	0.0-0	0.0-0	0	0-0	0-0
09-21-19	West Virginia State	3	2	5	0.0-0	0.0-0	0	0-0	0-0
10-05-19	Tennessee Tech	3	1	4	0.0-0	0.0-0	0	0-0	0-0
10-12-19	at Austin Peay	3	1	4	0.0-0	0.0-0	0	0-0	0-0
10-19-19	at Jacksonville State	3	1	4	0.0-0	0.0-0	0	0-0	1-0
10-26-19	UT Martin	2	7	9	0.0-0	0.0-0	0	0-0	1-0
11-02-19	at Tennessee State	1	0	1	0.0-0	0.0-0	0	0-0	0-0
11-09-19	Eastern Kentucky	4	1	5	1.0-2	0.0-0	0	0-0	1-0
	Total	35	17	52	1.0-2	0.0-0	0	0-0	3-0



GAME-BY-GAME STATISTICS

Marcus Lucas

2018	Opponent	Solo	Ast	Total	TFL-Yds	SK-Yds	FF	FR-Yds	Int-Yds
09-01-18	at Arkansas State	1	0	1	0.0-0	0.0-0	0	0-0	1-35
09-08-18	Dayton	3	1	4	0.0-0	0.0-0	0	0-0	1-7
09-15-18	at Southern Illinois	3	4	7	0.0-0	0.0-0	0	0-0	0-0
09-22-18	at Eastern Kentucky	2	0	2	0.0-0	0.0-0	0	0-0	0-0
10-06-18	at Tennessee Tech	0	1	1	0.0-0	0.0-0	0	0-0	0-0
10-13-18	Austin Peay	6	3	9	0.5-3	0.0-0	0	0-0	0-0
10-20-18	Jacksonville State	4	0	4	0.0-0	0.0-0	0	0-0	0-0
10-27-18	at UT Martin	1	2	3	0.0-0	0.0-0	0	0-0	0-0
11-03-18	Tennessee State	6	1	7	1.0-7	0.0-0	0	0-0	0-0
11-10-18	at Murray State	4	1	5	0.0-0	0.0-0	0	0-0	0-0
11-24-18	Stony Brook	1	1	2	0.0-0	0.0-0	0	0-0	0-0
	Total	31	14	45	1.5-10	0.0-0	0	0-0	2-42
2019	Opponent	Solo	Ast	Total	TFL-Yds	SK-Yds	FF	FR-Yds	Int-Yds
08-29-19	Southern Illinois	2	0	2	0.0-0	0.0-0	0	0-0	1-9
09-07-19	at Montana State	2	1	3	0.0-0	0.0-0	0	0-0	0-0
09-21-19	West Virginia State	0	1	1	0.0-0	0.0-0	0	0-0	0-0
10-12-19	at Austin Peay	5	3	8	0.0-0	0.0-0	0	0-0	0-0
11-02-19	at Tennessee State	1	0	1	0.0-0	0.0-0	0	0-0	1-0
11-09-19	Eastern Kentucky	1	1	2	0.0-0	0.0-0	0	0-0	0-0
	Total	11	6	17	0.0-0	0.0-0	0	0-0	2-9

Patrick Maddox

2019	Opponent	Solo	Ast	Total	TFL-Yds	SK-Yds	FF	FR-Yds	Int-Yds
09-21-19	West Virginia State	2	0	2	0.0-0	0.0-0	0	0-0	0-0
	Total	2	0	2	0.0-0	0.0-0	0	0-0	0-0

Mike Matthews

2019	Opponent	Solo	Ast	Total	TFL-Yds	SK-Yds	FF	FR-Yds	Int-Yds
09-14-19	at Missouri	1	0	1	0.0-0	0.0-0	0	0-0	0-0
09-21-19	West Virginia State	1	1	2	0.0-0	0.0-0	0	0-0	0-0
10-05-19	Tennessee Tech	1	0	1	0.0-0	0.0-0	0	0-0	0-0
10-12-19	at Austin Peay	1	0	1	0.0-0	0.0-0	0	0-0	0-0
10-19-19	at Jacksonville State	1	0	1	0.0-0	0.0-0	0	0-0	0-0
10-26-19	UT Martin	2	1	3	0.0-0	0.0-0	0	0-0	0-0
11-09-19	Eastern Kentucky	4	2	6	1.0-3	0.0-0	0	0-0	0-0
	Total	11	4	15	1.0-3	0.0-0	0	0-0	0-0

Rasean McCauley

2019	Opponent	Solo	Ast	Total	TFL-Yds	SK-Yds	FF	FR-Yds	Int-Yds
09-07-19	at Montana State	0	1	1	0.0-0	0.0-0	0	0-0	0-0
09-14-19	at Missouri	0	2	2	0.5-2	0.0-0	0	0-0	0-0
09-21-19	West Virginia State	1	2	3	0.0-0	0.0-0	0	0-0	0-0
10-12-19	at Austin Peay	1	0	1	0.0-0	0.0-0	0	0-0	0-0
10-26-19	UT Martin	2	1	3	1.5-2	0.0-0	0	0-0	0-0
11-02-19	at Tennessee State	2	1	3	0.0-0	0.0-0	0	0-0	0-0
11-09-19	Eastern Kentucky	1	2	3	1.0-3	1.0-3	0	0-0	0-0
	Total	7	9	16	3.0-7	0.0-0	0	0-0	0-0

Noah McWell

2019	Opponent	Solo	Ast	Total	TFL-Yds	SK-Yds	FF	FR-Yds	Int-Yds
08-29-19	Southern Illinois	1	0	1	0.0-0	0.0-0	0	0-0	0-0
09-21-19	West Virginia State	1	1	2	0.0-0	0.0-0	0	0-0	0-0
	Total	2	1	3	0.0-0	0.0-0	0	0-0	0-0

Cameron Meeks

2018	Opponent	Solo	Ast	Total	TFL-Yds	SK-Yds	FF	FR-Yds	Int-Yds
09-01-18	at Arkansas State	0	1	1	0.0-0	0.0-0	0	0-0	0-0
11-03-18	Tennessee State	0	1	1	0.5-4	0.5-4	0	0-0	0-0
11-17-18	Eastern Illinois	1	1	2	0.0-0	0.0-0	0	0-0	0-0
11-24-18	Stony Brook	1	4	5	0.0-0	0.0-0	0	0-0	0-0
12-01-18	at Weber State	1	1	2	0.0-0	0.0-0	0	0-0	0-0
	Total	3	8	11	0.5-4	0.5-4	0	0-0	0-0
2019	Opponent	Solo	Ast	Total	TFL-Yds	SK-Yds	FF	FR-Yds	Int-Yds
09-21-19	West Virginia State	0	2	2	0.0-0	0.0-0	0	0-0	0-0
10-12-19	at Austin Peay	0	1	1	0.0-0	0.0-0	0	0-0	0-0
	Total	1	3	4	0.0-0	0.0-0	0	0-0	0-0

Brandon Mincey

2019	Opponent	Solo	Ast	Total	TFL-Yds	SK-Yds	FF	FR-Yds	Int-Yds
08-29-19	Southern Illinois	1	0	1	0.0-0	0.0-0	0	0-0	0-0
09-14-19	at Missouri	3	1	4	0.5-2	0.0-0	0	0-0	0-0
09-21-19	West Virginia State	0	4	4	0.0-0	0.0-0	0	0-0	0-0
10-05-19	Tennessee Tech	2	3	5	0.0-0	0.0-0	0	0-0	0-0
10-12-19	at Austin Peay	3	3	6	1.0-1	0.0-0	0	0-0	0-0
10-19-19	at Jacksonville State	3	0	3	0.0-0	0.0-0	0	0-0	0-0
	Total	12	11	23	1.5-3	0.0-0	0	0-0	0-0

Ryan Ochoa

2016	Opponent	Solo	Ast	Total	TFL-Yds	SK-Yds	FF	FR-Yds	Int-Yds
10-22-16	at Tennessee Tech	0	1	1	0.0-0	0.0-0	0	0-0	0-0
	Total	0	1	1	0.0-0	0.0-0	0	0-0	0-0
2017	Opponent	Solo	Ast	Total	TFL-Yds	SK-Yds	FF	FR-Yds	Int-Yds
09-02-17	at Kansas	2	0	2	0.0-0	0.0-0	0	0-0	0-0
09-09-17	at Dayton	0	2	2	0.0-0	0.0-0	0	0-0	0-0
09-16-17	Southern Illinois	2	0	2	0.0-0	0.0-0	0	0-0	0-0
09-23-17	at Eastern Illinois	3	1	4	1.0-1	1.0-1	0	0-0	0-0
10-14-17	Tennessee Tech	2	0	2	1.0-1	0.0-0	0	0-0	0-0
10-21-17	at Austin Peay	1	3	4	0.0-0	0.0-0	0	0-0	0-0
11-04-17	UT Martin	3	1	4	1.5-8	1.0-7	0	0-0	0-0
11-18-17	Murray State	1	1	2	1.5-7	0.0-0	0	1-0	0-0
	Total	14	8	22	5.0-17	2.0-8	0	1-0	0-0
2018	Opponent	Solo	Ast	Total	TFL-Yds	SK-Yds	FF	FR-Yds	Int-Yds
09-01-18	at Arkansas State	2	3	5	1.0-4	0.0-0	0	0-0	0-0
09-08-18	Dayton	1	1	2	1.0-6	1.0-6	0	0-0	0-0
09-15-18	at Southern Illinois	1	0	1	0.0-0	0.0-0	0	0-0	0-0
09-22-18	at Eastern Kentucky	0	1	1	0.0-0	0.0-0	0	0-0	0-0
10-06-18	at Tennessee Tech	2	1	3	1.0-2	0.0-0	0	0-0	0-0
10-20-18	Jacksonville State	2	2	4	1.0-1	1.0-1	0	0-0	0-0
10-27-18	at UT Martin	1	3	4	1.5-5	0.0-0	0	0-0	0-0
11-10-18	at Murray State	1	0	1	1.0-2	0.0-0	0	0-0	0-0
11-17-18	Eastern Illinois	0	1	1	0.0-0	0.0-0	0	0-0	0-0
11-24-18	Stony Brook	1	1	2	1.0-6	1.0-6	0	0-0	0-0
12-01-18	at Weber State	1	1	2	1.5-2	0.0-0	0	0-0	0-0
	Total	12	14	24	9.0-28	3.0-13	0	0-0	0-0
2019	Opponent	Solo	Ast	Total	TFL-Yds	SK-Yds	FF	FR-Yds	Int-Yds
08-29-19	Southern Illinois	2	0	2	0.0-0	0.0-0	0	0-0	0-0
09-07-19	at Montana State	1	1	2	0.0-0	0.0-0	0	0-0	0-0
09-14-19	at Missouri	1	0	1	0.0-0	0.0-0	0	0-0	0-0
10-05-19	Tennessee Tech	2	3	5	1.0-3	0.0-0	0	1-0	0-0
10-12-19	at Austin Peay	0	2	2	0.0-0	0.0-0	0	0-0	0-0
10-19-19	at Jacksonville State	1	1	2	0.0-0	0.0-0	0	0-0	0-0
10-26-19	UT Martin	1	1	2	1.5-3	0.5-2	0	0-0	0-0
11-02-19	at Tennessee State	0	1	1	0.0-0	0.0-0	0	0-0	0-0



GAME-BY-GAME STATISTICS

11-09-19	Eastern Kentucky	2	2	4	0.0-0	0.0-0	0	0-0	0-0
	<i>Total</i>	<i>10</i>	<i>11</i>	<i>21</i>	<i>2.5-6</i>	<i>0.5-2</i>	<i>0</i>	<i>1-0</i>	<i>0-0</i>

Bryant Pirtle

2019	Opponent	Solo	Ast	Total	TFL-Yds	SK-Yds	FF	FR-Yds	Int-Yds
08-29-19	Southern Illinois	2	0	2	0.0-0	0.0-0	0	0-0	0-0
09-07-19	at Montana State	1	0	1	1.0-10	1.0-10	0	0-0	0-0
09-14-19	at Missouri	1	0	1	0.0-0	0.0-0	0	0-0	0-0
09-21-19	West Virginia State	2	2	4	2.5-8	1.0-7	0	0-0	0-0
10-19-19	at Jacksonville State	2	0	2	1.0-12	1.0-12	0	0-0	0-0
10-26-19	UT Martin	2	1	3	0.0-0	1.0-0	0	0-0	0-0
11-02-19	at Tennessee State	3	1	4	1.0-5	1.0-5	0	0-0	0-0
11-09-19	Eastern Kentucky	0	2	2	0.0-0	0.0-0	0	0-0	0-0
	<i>Total</i>	<i>13</i>	<i>6</i>	<i>19</i>	<i>5.5-35</i>	<i>5.0-34</i>	<i>0</i>	<i>0-0</i>	<i>0-0</i>

Josh Price

2018	Opponent	Solo	Ast	Total	TFL-Yds	SK-Yds	FF	FR-Yds	Int-Yds
09-01-18	at Arkansas State	0	1	1	0.0-0	0.0-0	0	0-0	0-0
09-08-18	Dayton	3	1	4	0.0-0	0.0-0	0	0-0	0-0
09-15-18	at Southern Illinois	3	1	4	0.0-0	0.0-0	0	0-0	0-0
09-22-18	at Eastern Kentucky	0	1	1	0.0-0	0.0-0	0	0-0	0-0
10-06-18	at Tennessee Tech	0	3	3	0.5-2	0.5-2	0	0-0	0-0
10-27-18	at UT Martin	1	1	2	0.0-0	0.0-0	0	0-0	0-0
11-03-18	Tennessee State	1	1	2	0.0-0	0.0-0	0	0-0	0-0
	<i>Total</i>	<i>8</i>	<i>9</i>	<i>17</i>	<i>0.5-2</i>	<i>0.5-2</i>	<i>0</i>	<i>0-0</i>	<i>0-0</i>
2019	Opponent	Solo	Ast	Total	TFL-Yds	SK-Yds	FF	FR-Yds	Int-Yds
08-29-19	Southern Illinois	2	1	3	0.0-0	0.0-0	0	0-0	0-0
09-07-19	at Montana State	1	0	1	0.0-0	0.0-0	0	0-0	0-0
09-21-19	West Virginia State	1	1	2	0.0-0	0.0-0	0	0-0	0-0
10-05-19	Tennessee Tech	1	3	4	0.5-3	0.0-0	0	0-0	0-0
10-12-19	at Austin Peay	1	0	1	0.0-0	0.0-0	0	0-0	0-0
10-19-19	at Jacksonville State	1	1	2	1.0-8	1.0-8	0	0-0	0-0
11-02-19	at Tennessee State	0	2	2	0.5-2	0.0-0	0	0-0	0-0
11-09-19	Eastern Kentucky	1	0	1	0.0-0	0.0-0	0	0-0	0-0
	<i>Total</i>	<i>8</i>	<i>8</i>	<i>16</i>	<i>2.0-13</i>	<i>1.0-8</i>	<i>0</i>	<i>0-0</i>	<i>0-0</i>

Daterraion Richardson

2017	Opponent	Solo	Ast	Total	TFL-Yds	SK-Yds	FF	FR-Yds	Int-Yds
09-02-17	at Kansas	1	0	1	0.0-0	0.0-0	0	0-0	0-0
09-16-17	Southern Illinois	1	0	1	0.0-0	0.0-0	0	0-0	0-0
10-21-17	at Austin Peay	0	1	1	0.0-0	0.0-0	0	0-0	0-0
10-28-17	at Jacksonville State	2	1	3	1.0-1	1.0-1	0	0-0	0-0
11-04-17	UT Martin	1	1	2	0.0-0	0.0-0	0	0-0	0-0
11-11-17	at Tennessee State	1	0	1	0.0-0	0.0-0	0	0-0	0-0
	<i>Total</i>	<i>6</i>	<i>3</i>	<i>9</i>	<i>1.0-1</i>	<i>1.0-1</i>	<i>0</i>	<i>0-0</i>	<i>0-0</i>
2018	Opponent	Solo	Ast	Total	TFL-Yds	SK-Yds	FF	FR-Yds	Int-Yds
09-01-18	at Arkansas State	1	1	2	1.0-1	0.0-0	0	0-0	0-0
09-08-18	Dayton	1	1	2	0.0-0	0.0-0	0	0-0	0-0
09-15-18	at Southern Illinois	2	1	3	0.0-0	0.0-0	0	0-0	0-0
09-22-18	at Eastern Kentucky	0	1	1	0.0-0	0.0-0	0	0-0	0-0
10-06-18	at Tennessee Tech	0	1	1	0.0-0	0.0-0	0	0-0	0-0
10-20-18	Jacksonville State	0	1	1	0.5-2	0.0-0	0	0-0	0-0
10-27-18	at UT Martin	0	2	2	0.5-0	0.0-0	0	0-0	0-0
11-03-18	Tennessee State	0	1	1	0.0-0	0.0-0	0	0-0	0-0
11-10-18	at Murray State	1	1	2	1.0-3	0.0-0	0	0-0	0-0
11-17-18	Eastern Illinois	0	1	1	0.0-0	0.0-0	0	0-0	0-0
11-24-18	Stony Brook	0	1	1	0.0-0	0.0-0	0	0-0	0-0
12-01-18	at Weber State	1	3	4	1.0-6	1.0-6	0	0-0	0-0
	<i>Total</i>	<i>6</i>	<i>15</i>	<i>21</i>	<i>4.0-12</i>	<i>1.0-6</i>	<i>0</i>	<i>0-0</i>	<i>0-0</i>

2019	Opponent	Solo	Ast	Total	TFL-Yds	SK-Yds	FF	FR-Yds	Int-Yds
08-29-19	Southern Illinois	1	0	1	0.0-0	0.0-0	0	0-0	0-0
09-21-19	West Virginia State	1	0	1	0.0-0	0.0-0	0	0-0	0-0
10-05-19	Tennessee Tech	2	0	2	0.0-0	0.0-0	0	0-0	0-0
10-12-19	at Austin Peay	2	1	3	0.0-0	0.0-0	0	0-0	0-0
10-19-19	at Jacksonville State	1	0	1	1.0-1	0.0-0	0	0-0	0-0
10-26-19	UT Martin	2	1	3	0.5-1	0.5-1	0	1-0	0-0
11-02-19	at Tennessee State	1	1	2	0.0-0	0.0-0	0	1-0	0-0
11-09-19	Eastern Kentucky	0	3	3	0.0-0	0.0-0	0	0-0	0-0
	<i>Total</i>	<i>10</i>	<i>6</i>	<i>16</i>	<i>0.5-1</i>	<i>0.5-1</i>	<i>0</i>	<i>2-0</i>	<i>0-0</i>

Zack Smith

2018	Opponent	Solo	Ast	Total	TFL-Yds	SK-Yds	FF	FR-Yds	Int-Yds
09-22-18	at Eastern Kentucky	1	0	1	0.0-0	0.0-0	0	0-0	0-0
12-01-18	at Weber State	2	0	2	0.0-0	0.0-0	0	0-0	0-0
	<i>Total</i>	<i>3</i>	<i>0</i>	<i>3</i>	<i>0.0-0</i>	<i>0.0-0</i>	<i>0</i>	<i>0-0</i>	<i>0-0</i>
2019	Opponent	Solo	Ast	Total	TFL-Yds	SK-Yds	FF	FR-Yds	Int-Yds
09-07-19	at Montana State	1	0	1	0.0-0	0.0-0	0	0-0	0-0
	<i>Total</i>	<i>1</i>	<i>0</i>	<i>1</i>	<i>0.0-0</i>	<i>0.0-0</i>	<i>0</i>	<i>0-0</i>	<i>0-0</i>

Justin Swift

2016	Opponent	Solo	Ast	Total	TFL-Yds	SK-Yds	FF	FR-Yds	Int-Yds
10-01-16	Eastern Illinois	0	1	1	0.0-0	0.0-0	0	0-0	0-0
10-08-16	at Eastern Kentucky	1	0	1	0.0-0	0.0-0	0	0-0	0-0
10-22-16	at Tennessee Tech	1	0	1	0.0-0	0.0-0	0	0-0	0-0
10-29-16	Austin Peay	1	3	4	0.0-0	0.0-0	0	0-0	0-0
11-19-16	Tennessee State	0	1	1	0.0-0	0.0-0	0	0-0	0-0
	<i>Total</i>	<i>3</i>	<i>5</i>	<i>8</i>	<i>0.0-0</i>	<i>0.0-0</i>	<i>0</i>	<i>0-0</i>	<i>0-0</i>
2017	Opponent	Solo	Ast	Total	TFL-Yds	SK-Yds	FF	FR-Yds	Int-Yds
09-02-17	at Kansas	1	0	1	0.0-0	0.0-0	0	0-0	0-0
09-30-17	Eastern Kentucky	0	1	1	0.0-0	0.0-0	0	0-0	0-0
10-14-17	Tennessee Tech	2	1	3	0.0-0	0.0-0	0	0-0	0-0
10-21-17	at Austin Peay	0	1	1	0.0-0	0.0-0	0	0-0	0-0
10-28-17	at Jacksonville State	4	1	5	4.5-14	3.0-11	0	0-0	0-0
11-04-17	UT Martin	6	3	9	1.0-5	1.0-5	0	1-0	0-0
11-11-17	at Tennessee State	5	4	9	0.5-2	0.5-2	0	0-0	0-0
11-18-17	Murray State	6	4	10	3.0-17	2.5-16	0	0-0	0-0
	<i>Total</i>	<i>24</i>	<i>15</i>	<i>39</i>	<i>9.0-38</i>	<i>7.0-34</i>	<i>0</i>	<i>1-0</i>	<i>0-0</i>
2018	Opponent	Solo	Ast	Total	TFL-Yds	SK-Yds	FF	FR-Yds	Int-Yds
09-01-18	at Arkansas State	2	5	7	0.0-0	0.0-0	0	0-0	0-0
09-08-18	Dayton	8	3	11	2.0-9	0.0-0	1	0-0	0-0
09-15-18	at Southern Illinois	4	3	7	0.0-0	0.0-0	0	0-0	0-0
09-22-18	at Eastern Kentucky	6	4	10	0.5-0	0.0-0	0	1-0	0-0
10-06-18	at Tennessee Tech	4	3	7	3.0-26	2.0-24	0	0-0	0-0
10-13-18	Austin Peay	6	6	12	1.0-7	0.5-5	0	0-0	0-0
10-20-18	Jacksonville State	7	4	11	2.0-10	2.0-10	2	0-0	1-0
10-27-18	at UT Martin	1	5	6	0.0-0	0.0-0	0	0-0	0-0
11-03-18	Tennessee State	5	3	8	2.5-10	1.5-9	0	0-0	1-44
11-10-18	at Murray State	3	5	8	1.0-5	0.5-4	0	1-60	1-76
11-17-18	Eastern Illinois	3	7	10	0.5-2	0.0-0	1	0-0	0-0
11-24-18	Stony Brook	7	5	12	1.5-4	1.0-4	0	1-0	1-1
12-01-18	at Weber State	2	3	5	1.0-6	1.0-6	0	0-0	0-0
	<i>Total</i>	<i>58</i>	<i>56</i>	<i>114</i>	<i>15.0-79</i>	<i>8.5-62</i>	<i>4</i>	<i>3-60</i>	<i>4-121</i>
2019	Opponent	Solo	Ast	Total	TFL-Yds	SK-Yds	FF	FR-Yds	Int-Yds
08-29-19	Southern Illinois	2	4	6	1.5-5	0.0-0	0	0-0	0-0
09-07-19	at Montana State	6	4	10	1.0-5	0.0-0	0	0-0	0-0
09-14-19	at Missouri	3	1	4	1.0-3	0.0-0	0	0-0	0-0
09-21-19	West Virginia State	0	6	6	0.0-0	0.0-0	0	0-0	0-0
10-05-19	Tennessee Tech	1	3	4	0.5-1	0.5-1	0	0-0	0-0
10-12-19	at Austin Peay	6	1	7	2.0-6	1.0-2	0	0-0	0-0
10-19-19	at Jacksonville State	6	6	12	2.5-8	1.0-6	1	0-0	0-0



GAME-BY-GAME STATISTICS

10-26-19	UT Martin	1	4	5	0.5-0	0.5-0	0	0-0	0-0
11-02-19	at Tennessee State	5	3	8	1.0-9	0.0-0	0	0-0	0-0
11-09-19	Eastern Kentucky	4	4	8	1.0-3	0.0-0	0	0-0	0-0
	Total	34	36	70	11.0-40	3.0-9	1	0-0	0-0

Nick Thompson

2016	Opponent	Solo	Ast	Total	TFL-Yds	SK-Yds	FF	FR-Yds	Int-Yds
09-03-16	at Memphis	1	0	1	0.0-0	0.0-0	0	0-0	0-0
11-05-16	Jacksonville State	0	1	1	0.0-0	0.0-0	0	0-0	0-0
11-12-16	at UT Martin	1	0	1	0.0-0	0.0-0	0	0-0	0-0
11-19-16	Tennessee State	0	1	1	0.0-0	0.0-0	0	0-0	0-0
	Total	2	2	4	0.0-0	0.0-0	0	0-0	0-0
2017	Opponent	Solo	Ast	Total	TFL-Yds	SK-Yds	FF	FR-Yds	Int-Yds
10-14-17	Tennessee Tech	0	1	1	0.0-0	0.0-0	0	0-0	0-0
10-28-17	at Jacksonville State	1	1	2	0.0-0	0.0-0	0	0-0	0-0
11-18-17	Murray State	1	0	1	0.0-0	0.0-0	0	0-0	0-0
	Total	2	2	4	0.0-0	0.0-0	0	0-0	0-0
2018	Opponent	Solo	Ast	Total	TFL-Yds	SK-Yds	FF	FR-Yds	Int-Yds
09-08-18	Dayton	0	1	1	0.0-0	0.0-0	0	0-0	0-0
09-15-18	at Southern Illinois	1	2	3	0.0-0	0.0-0	0	0-0	0-0

09-22-18	at Eastern Kentucky	1	0	1	0.0-0	0.0-0	0	0-0	0-0
10-06-18	at Tennessee Tech	3	4	7	0.0-0	0.0-0	0	0-0	0-0
10-13-18	Austin Peay	1	0	1	0.0-0	0.0-0	0	0-0	0-0
10-20-18	Jacksonville State	1	0	1	0.0-0	0.0-0	0	0-0	0-0
10-27-18	at UT Martin	0	1	1	0.0-0	0.0-0	0	0-0	0-0
11-03-18	Tennessee State	0	2	2	0.5-1	0.0-0	0	0-0	0-0
11-10-18	at Murray State	0	1	1	0.0-0	0.0-0	0	0-0	1-0
11-17-18	Eastern Illinois	1	2	3	1.0-3	0.0-0	0	0-0	0-0
11-24-18	Stony Brook	2	0	2	0.0-0	0.0-0	0	0-0	0-0
12-01-18	at Weber State	1	3	4	0.0-0	0.0-0	0	0-0	0-0
	Total	11	16	27	1.5-4	0.0-0	0	0-0	1-0
2019	Opponent	Solo	Ast	Total	TFL-Yds	SK-Yds	FF	FR-Yds	Int-Yds
09-21-19	West Virginia State	0	1	1	0.0-0	0.0-0	0	0-0	0-0
	Total	0	1	1	0.0-0	0.0-0	0	0-0	0-0

Clarence Thornton

2016	Opponent	Solo	Ast	Total	TFL-Yds	SK-Yds	FF	FR-Yds	Int-Yds
10-22-16	at Tennessee Tech	0	1	1	0.0-0	0.0-0	0	0-0	0-0
11-05-16	Jacksonville State	1	0	1	0.0-0	0.0-0	0	0-0	0-0
11-19-16	Tennessee State	0	1	1	0.5-1	0.0-0	0	0-0	0-0
	Total	1	2	3	0.5-1	0.0-0	0	0-0	0-0
2017	Opponent	Solo	Ast	Total	TFL-Yds	SK-Yds	FF	FR-Yds	Int-Yds
09-02-17	at Kansas	2	1	3	0.0-0	0.0-0	0	0-0	0-0
09-09-17	at Dayton	1	1	2	1.0-8	1.0-8	0	0-0	0-0
09-16-17	Southern Illinois	1	1	2	0.0-0	0.0-0	0	0-0	0-0
09-23-17	at Eastern Illinois	6	2	8	1.0-5	1.0-5	0	0-0	0-0
09-30-17	Eastern Kentucky	1	1	2	0.0-0	0.0-0	0	0-0	0-0
10-14-17	Tennessee Tech	3	1	4	0.0-0	0.0-0	0	0-0	0-0
10-21-17	at Austin Peay	1	6	7	0.5-2	0.0-0	0	0-0	0-0
10-28-17	at Jacksonville State	0	3	3	0.0-0	0.0-0	0	0-0	0-0
11-04-17	UT Martin	2	1	3	0.0-0	0.0-0	0	0-0	0-0
11-11-17	at Tennessee State	2	5	7	0.0-0	0.0-0	0	0-0	0-0
11-18-17	Murray State	0	1	1	0.0-0	0.0-0	0	0-0	0-0
	Total	19	23	42	2.5-15	2.0-13	0	0-0	0-0
2018	Opponent	Solo	Ast	Total	TFL-Yds	SK-Yds	FF	FR-Yds	Int-Yds
09-01-18	at Arkansas State	0	5	5	0.5-1	0.0-0	0	0-0	0-0
09-08-18	Dayton	3	1	4	1.0-1	0.0-0	0	0-0	0-0
09-22-18	at Eastern Kentucky	1	2	3	0.0-0	0.0-0	0	0-0	0-0
10-06-18	at Tennessee Tech	1	2	3	0.0-0	0.0-0	0	0-0	0-0

10-13-18	Austin Peay	0	2	2	1.0-5	0.5-4	0	0-0	0-0
10-20-18	Jacksonville State	1	1	2	0.0-0	0.0-0	0	0-0	0-0
10-27-18	at UT Martin	0	3	3	0.5-2	0.0-0	0	0-0	0-0
11-03-18	Tennessee State	2	2	4	1.0-3	0.0-0	0	0-0	0-0
11-10-18	at Murray State	2	1	3	1.5-9	1.5-9	0	0-0	0-0
11-17-18	Eastern Illinois	0	1	1	0.5-4	0.5-4	0	0-0	0-0
11-24-18	Stony Brook	1	2	3	1.5-7	1.0-6	0	0-0	0-0
12-01-18	at Weber State	1	2	3	0.5-1	0.0-0	0	0-0	0-0
	Total	12	24	36	8.0-33	3.5-23	0	0-0	0-0
2019	Opponent	Solo	Ast	Total	TFL-Yds	SK-Yds	FF	FR-Yds	Int-Yds
08-29-19	Southern Illinois	2	2	4	0.5-2	0.0-0	0	0-0	0-0
09-07-19	at Montana State	0	1	1	0.0-0	0.0-0	0	0-0	0-0
09-14-19	at Missouri	1	0	1	0.0-0	0.0-0	0	0-0	0-0
09-21-19	West Virginia State	1	2	3	0.5-2	0.0-0	0	0-0	0-0
10-05-19	Tennessee Tech	2	1	3	0.0-0	0.0-0	0	0-0	0-0
10-12-19	at Austin Peay	1	0	1	1.0-2	0.0-0	0	0-0	0-0
10-19-19	at Jacksonville State	0	1	1	0.5-1	0.0-0	0	0-0	0-0
10-26-19	UT Martin	1	1	2	0.0-0	0.0-0	0	0-0	1-1
11-09-19	Eastern Kentucky	2	1	3	1.0-1	0.0-0	0	0-0	0-0
	Total	10	9	19	3.0-7	0.0-0	0	0-0	1-1

Ivory Winters

2019	Opponent	Solo	Ast	Total	TFL-Yds	SK-Yds	FF	FR-Yds	Int-Yds
10-05-19	Tennessee Tech	2	0	2	0.0-0	0.0-0	0	0-0	0-0
	Total	2	0	2	0.0-0	0.0-0	0	0-0	0-0

Al Young

2017	Opponent	Solo	Ast	Total	TFL-Yds	SK-Yds	FF	FR-Yds	Int-Yds
09-02-17	at Kansas	1	0	1	0.0-0	0.0-0	0	0-0	1-0
09-09-17	at Dayton	2	0	2	0.0-0	0.0-0	0	0-0	0-0
09-16-17	Southern Illinois	0	1	1	0.0-0	0.0-0	0	0-0	0-0
09-23-17	at Eastern Illinois	0	1	1	0.0-0	0.0-0	0	0-0	0-0
09-30-17	Eastern Kentucky	3	0	3	0.0-0	0.0-0	0	1-0	0-0
10-14-17	Tennessee Tech	0	1	1	0.0-0	0.0-0	0	0-0	0-0
10-21-17	at Austin Peay	0	1	1	0.0-0	0.0-0	0	0-0	0-0
11-04-17	UT Martin	2	0	2	0.0-0	0.0-0	0	0-0	0-0
11-18-17	Murray State	1	2	3	0.0-0	0.0-0	0	0-0	0-0
	Total	9	6	15	0.0-0	0.0-0	0	1-0	1-0
2018	Opponent	Solo	Ast	Total	TFL-Yds	SK-Yds	FF	FR-Yds	Int-Yds
09-01-18	at Arkansas State	3	0	3	0.0-0	0.0-0	0	0-0	0-0
09-08-18	Dayton	4	0	4	0.0-0	0.0-0	0	0-0	0-0
09-15-18	at Southern Illinois	2	0	2	0.0-0	0.0-0	0	0-0	1-0
09-22-18	at Eastern Kentucky	0	1	1	0.0-0	0.0-0	0	0-0	0-0
10-06-18	at Tennessee Tech	1	1	2	0.0-0	0.0-0	0	0-0	0-0
10-13-18	Austin Peay	1	0	1	0.0-0	0.0-0	0	0-0	1-0
10-20-18	Jacksonville State	4	1	5	0.0-0	0.0-0	0	0-0	0-0
10-27-18	at UT Martin	0	2	2	0.0-0	0.0-0	0	0-0	0-0
11-03-18	Tennessee State	3	0	3	0.0-0	0.0-0	0	0-0	0-0
11-17-18	Eastern Illinois	1	0	1	0.0-0	0.0-0	0	0-0	0-0
11-24-18	Stony Brook	1	0	1	0.0-0	0.0-0	0	0-0	0-0
12-01-18	at Weber State	4	1	5	0.0-0	0.0-0	0	0-0	0-0
	Total	24	6	30	0.0-0	0.0-0	0	0-0	1-0
2019	Opponent	Solo	Ast	Total	TFL-Yds	SK-Yds	FF	FR-Yds	Int-Yds
08-29-19	Southern Illinois	1	1	2	0.0-0	0.0-0	0	0-0	0-0
09-07-19	at Montana State	1	0	1	0.0-0	0.0-0	0	0-0	0-0
09-14-19	at Missouri	5	1	6	0.0-0	0.0-0	0	0-0	1-12
09-21-19	West Virginia State	0	1	1	0.0-0	0.0-0	0	0-0	1-0
	Total	7	3	10	0.0-0	0.0-0	0	0-0	2-12



GAME-BY-GAME STATISTICS

Game-by-Game Kicking/Punting/Returns
(Games with Statistics Listed Only)

Aaron Alston

2018	Opponent	KR	Yds	TD	Long	PR	Yds	TD	Long
09-08-18	Dayton	0	0	0	0	1	11	0	11
10-06-18	at Tennessee Tech	0	0	0	0	1	43	0	43
10-20-18	Jacksonville State	1	16	0	16	0	0	0	0
	<i>Total</i>	1	16	0	16	2	54	0	43

Michael Cooney

2019	Opponent	KO	Yds	TB	FG-A	Long	PAT	Pts
09-21-19	West Virginia State	1	56	0	0-0	0	0-0	0
	<i>Total</i>	1	56	0	0-0	0	0-0	0

Zion Custis

2018	Opponent	KR	Yds	TD	Long	PR	Yds	TD	Long
11-03-18	Tennessee State	1	24	0	24	0	0	0	0
11-10-18	at Murray State	5	152	0	38	0	0	0	0
11-17-18	Eastern Illinois	3	180	1	97	0	0	0	0
11-24-18	Stony Brook	1	41	0	41	0	0	0	0
12-01-18	at Weber State	5	100	0	24	0	0	0	0
	<i>Total</i>	15	497	1	97	0	0	0	0

2019	Opponent	KR	Yds	TD	Long	PR	Yds	TD	Long
10-12-19	at Austin Peay	3	63	0	28	0	0	0	0
10-26-19	UT Martin	1	23	0	23	0	0	0	0
11-09-19	Eastern Kentucky	3	61	0	36	0	0	0	0
	<i>Total</i>	7	147	0	36	0	0	0	0

Shabari Davis

2017	Opponent	KR	Yds	TD	Long	PR	Yds	TD	Long
09-02-17	at Kansas	0	0	0	0	3	79	0	30
09-09-17	at Dayton	0	0	0	0	2	7	0	7
09-16-17	Southern Illinois	0	0	0	0	3	3	0	4
11-18-17	Murray State	0	0	0	0	2	38	0	37
	<i>Total</i>	0	0	0	0	10	127	0	37

2018	Opponent	KR	Yds	TD	Long	PR	Yds	TD	Long
09-08-18	Dayton	0	0	0	0	2	43	0	29
	<i>Total</i>	0	0	0	0	2	43	0	29

2019	Opponent	KR	Yds	TD	Long	PR	Yds	TD	Long
08-29-19	Southern Illinois	1	17	0	17	0	0	0	0
09-07-19	at Montana State	3	59	0	24	1	13	0	13
	<i>Total</i>	4	76	0	24	1	13	0	13

Adam Krause

2019	Opponent	KO	Yds	TB	FG-A	Long	PAT	Pts
08-24-19	Southern Illinois	8	461	1	0-0	0	0-0	0
09-07-19	at Montana State	2	127	0	0-0	0	0-0	0
09-14-19	at Missouri	1	65	1	0-0	0	0-0	0
09-21-19	West Virginia State	8	501	1	0-0	0	0-0	0
10-05-19	Tennessee Tech	6	353	0	0-0	0	0-0	0
10-12-19	at Austin Peay	5	300	0	0-0	0	0-0	0
10-19-19	at Jacksonville State	5	229	0	0-0	0	0-0	0
10-26-19	UT Martin	4	225	2	0-0	0	0-0	0
11-02-19	at Tennessee State	8	395	0	0-0	0	0-0	0
11-09-19	Eastern Kentucky	7	283	1	0-0	0	0-0	0
	<i>Total</i>	54	2,939	6	0-0	0	0-0	0

Jake Reynolds

2017	Opponent	No	Yds	Long	Blkd	TB	50+	I20
09-09-17	at Dayton	2	75	38	0	0	0	0
09-16-17	Southern Illinois	7	295	47	0	1	0	1
09-23-17	at Eastern Illinois	8	285	45	0	0	0	5
09-30-17	Eastern Kentucky	9	392	59	0	0	3	4
10-14-17	Tennessee Tech	7	321	78	0	2	1	2
10-21-17	at Austin Peay	5	188	42	0	0	0	1
10-28-17	at Jacksonville State	4	159	44	0	0	0	1
11-04-17	UT Martin	5	182	47	0	0	0	1
11-11-17	at Tennessee State	3	119	47	1	0	0	2
11-18-17	Murray State	10	358	52	0	1	1	4
	<i>Total</i>	60	2374	78	1	4	5	21

2018	Opponent	No	Yds	Long	Blkd	TB	50+	I20
09-01-18	at Arkansas State	10	460	59	0	1	4	3
09-08-18	Dayton	5	214	51	0	0	1	1
09-15-18	at Southern Illinois	5	188	43	0	0	0	1
09-22-18	at Eastern Kentucky	4	144	39	0	0	0	0
10-06-18	at Tennessee Tech	2	83	52	0	0	1	2
10-13-18	Austin Peay	2	68	44	0	0	0	0
10-20-18	Jacksonville State	7	317	71	0	1	1	3
10-27-18	at UT Martin	3	123	46	0	1	0	1
11-03-18	Tennessee State	3	120	51	0	1	1	1
11-10-18	at Murray State	9	367	59	0	1	1	5
11-17-18	Eastern Illinois	5	201	49	0	0	0	2
11-24-18	Stony Brook	11	453	55	0	1	1	5
12-01-18	at Weber State	5	191	44	0	0	0	0
	<i>Total</i>	71	2,929	71	0	5	10	24

2019	Opponent	No	Yds	Long	Blkd	TB	50+	I20
08-29-19	Southern Illinois	3	117	48	0	0	0	0
09-07-19	at Montana State	9	401	53	1	1	2	1
09-14-19	at Missouri	14	576	52	0	0	2	2
09-21-19	West Virginia State	2	92	48	0	0	0	0
10-05-19	Tennessee Tech	5	197	46	0	0	0	2
10-12-19	at Austin Peay	7	298	50	0	0	1	1
10-19-19	at Jacksonville State	11	404	44	0	1	0	5
10-26-19	UT Martin	8	313	47	0	0	0	3
11-02-19	at Tennessee State	1	29	29	0	0	0	1
11-09-19	Eastern Kentucky	3	124	45	0	0	0	0
	<i>Total</i>	63	2,551	53	1	2	5	15

Zack Smith

2017	Opponent	KR	Yds	TD	Long	PR	Yds	TD	Long
09-16-17	Southern Illinois	0	0	0	0	1	9	0	9
09-23-17	at Eastern Illinois	1	24	0	24	4	40	0	21
09-30-17	Eastern Kentucky	0	0	0	0	1	-2	0	0
10-14-17	Tennessee Tech	0	0	0	0	1	8	0	8
10-21-17	at Austin Peay	0	0	0	0	1	5	0	5
11-04-17	UT Martin	0	0	0	0	1	0	0	0
11-11-17	at Tennessee State	0	0	0	0	1	5	0	5
11-18-17	Murray State	0	0	0	0	1	9	0	9
	<i>Total</i>	1	24	0	24	11	74	0	21

2018	Opponent	KR	Yds	TD	Long	PR	Yds	TD	Long
09-01-18	at Arkansas State	5	83	0	18	1	0	0	5
09-08-18	Dayton	1	27	0	27	0	0	0	0
09-15-18	at Southern Illinois	0	0	0	0	1	36	0	36
09-22-18	at Eastern Kentucky	1	15	0	15	3	10	0	16
10-06-18	at Tennessee Tech	0	0	0	0	2	27	0	15
10-13-18	Austin Peay	4	126	0	58	0	0	0	0
10-20-18	Jacksonville State	2	73	0	52	1	23	0	23



GAME-BY-GAME STATISTICS

10-27-18	at UT Martin	3	48	0	22	1	6	0	6
11-10-18	at Murray State	0	0	0	0	2	33	0	24
11-17-18	Eastern Illinois	0	0	0	0	3	13	0	6
11-24-18	Stony Brook	0	0	0	0	2	4	0	3
12-01-18	at Weber State	2	-51	0	22	1	36	0	36
	<i>Total</i>	<i>18</i>	<i>321</i>	<i>0</i>	<i>58</i>	<i>17</i>	<i>188</i>	<i>0</i>	<i>36</i>
2019	Opponent	KR	Yds	TD	Long	PR	Yds	TD	Long
09-07-19	at Montana State	0	0	0	0	2	51	0	52
09-14-19	at Missouri	0	0	0	0	3	27	0	13
09-21-19	West Virginia State	1	17	0	17	2	17	0	17
10-05-19	Tennessee Tech	2	36	0	20	1	2	0	0
10-12-19	at Austin Peay	0	0	0	0	1	11	0	11
10-19-19	at Jacksonville State	0	0	0	0	2	31	0	21
10-26-19	UT Martin	0	0	0	0	1	20	0	20
11-02-19	at Tennessee State	1	14	0	14	2	8	0	6
11-09-19	Eastern Kentucky	1	10	0	10	1	-4	0	1
	<i>Total</i>	<i>5</i>	<i>77</i>	<i>0</i>	<i>17</i>	<i>15</i>	<i>163</i>	<i>0</i>	<i>52</i>

Kendrick Tiller

2017	Opponent	KO	Yds	TB	FG-A	Long	PAT	Pts
09-02-17	at Kansas	4	212	0	0-0	0	0-0	0
09-09-17	at Dayton	4	216	0	0-0	0	0-0	0
09-16-17	Southern Illinois	4	246	0	0-0	0	0-0	0
09-30-17	Eastern Kentucky	2	127	0	0-0	0	0-0	0
10-21-17	at Austin Peay	1	9	0	0-0	0	0-0	0
	<i>Total</i>	<i>15</i>	<i>810</i>	<i>0</i>	<i>0-0</i>	<i>0</i>	<i>0-0</i>	<i>0</i>
2018	Opponent	KO	Yds	TB	FG-A	Long	PAT	Pts
09-01-18	at Arkansas State	1	61	0	0-0	0	0-0	0
09-08-18	Dayton	5	316	3	0-0	0	0-0	0
09-15-18	at Southern Illinois	4	179	0	0-0	0	0-0	0
09-22-18	at Eastern Kentucky	1	65	1	0-0	0	0-0	0
10-06-18	at Tennessee Tech	9	542	4	0-0	0	0-0	0
10-13-18	Austin Peay	1	53	0	0-0	0	0-0	0
10-20-18	Jacksonville State	6	368	2	0-0	0	0-0	0
10-27-18	at UT Martin	0	0	0	3-3	41	5-7	14
11-03-18	Tennessee State	0	0	0	1-2	40	5-5	8
11-10-18	at Murray State	1	51	0	1-1	33	5-5	8
11-17-18	Eastern Illinois	0	0	0	3-4	48	3-3	12
11-24-18	Stony Brook	0	0	0	0-0	0	4-4	4
12-01-18	at Weber State	0	0	0	1-1	45	2-3	5
	<i>Total</i>	<i>28</i>	<i>1,635</i>	<i>10</i>	<i>9-11</i>	<i>41</i>	<i>24-27</i>	<i>51</i>
2019	Opponent	KO	Yds	TB	FG-A	Long	PAT	Pts
08-29-19	Southern Illinois	0	0	0	1-1	22	5-6	8
09-07-19	at Montana State	0	0	0	1-1	55	2-2	5
09-21-19	West Virginia State	0	0	0	0-1	0	8-8	8
10-05-19	Tennessee Tech	0	0	0	1-1	35	4-6	7
10-12-19	at Austin Peay	0	0	0	1-1	22	3-3	6
10-19-19	at Jacksonville State	0	0	0	1-1	24	3-3	6
10-26-19	UT Martin	0	0	0	1-3	29	2-2	5
11-02-19	at Tennessee State	0	0	0	4-5	43	2-3	14
11-09-19	Eastern Kentucky	0	0	0	1-1	40	5-5	8
	<i>Total</i>	<i>0</i>	<i>0</i>	<i>0</i>	<i>11-15</i>	<i>55</i>	<i>34-38</i>	<i>61</i>

Eric Williams

2018	Opponent	KR	Yds	TD	Long	PR	Yds	TD	Long
11-10-18	at Murray State	1	12	0	12	0	0	0	0
	<i>Total</i>	<i>1</i>	<i>12</i>	<i>0</i>	<i>0</i>	<i>0</i>	<i>0</i>	<i>0</i>	<i>0</i>

Al Young

2016	Opponent	KR	Yds	TD	Long	PR	Yds	TD	Long
09-17-16	Indiana State	0	0	0	0	2	-2	0	0
	<i>Total</i>	<i>0</i>	<i>0</i>	<i>0</i>	<i>0</i>	<i>2</i>	<i>-2</i>	<i>0</i>	<i>0</i>
2017	Opponent	KR	Yds	TD	Long	PR	Yds	TD	Long
09-23-17	at Eastern Illinois	0	0	0	0	0	12	0	12
	<i>Total</i>	<i>0</i>	<i>0</i>	<i>0</i>	<i>0</i>	<i>0</i>	<i>12</i>	<i>0</i>	<i>12</i>
2019	Opponent	KR	Yds	TD	Long	PR	Yds	TD	Long
08-29-19	Southern Illinois	1	17	0	17	2	37	0	36
09-07-19	at Montana State	1	27	0	27	0	0	0	0
	<i>Total</i>	<i>2</i>	<i>44</i>	<i>0</i>	<i>27</i>	<i>2</i>	<i>37</i>	<i>0</i>	<i>36</i>



LAST TIME IT HAPPENED

Southeast Missouri Had . . .

30 or more first downs..... vs. West Virginia, 9/21/03 (29)
 400 yards rushing.....at Jacksonville State, 11/23/13 (410)
 300 yards rushing..... vs. West Virginia State, 9/21/19 (382)
 200 yards rushing.....at Tennessee State, 11/2/19 (205)
 400 yards passing.....at Tennessee Tech, 10/6/18 (483)
 300 yards passing..... vs. Tennessee State, 11/3/18 (306)
 600 yards of total offense..... vs. West Virginia State, 9/21/19 (668)
 500 yards of total offense..... vs. Southern Illinois (529)
 90 total plays.....at Murray State, 9/24/16 (91)
 Four passes intercepted..... at Eastern Kentucky, 9/22/18 (4)
 Five pass interceptions..... vs. Mars Hill College, 9/8/12 (5)
 Five or more Turnovers..... vs. Eastern Kentucky, 11/9/19 (5)
 Four pass interceptions..... vs. Eastern Kentucky, 10/23/10 (4)
 10 penalties..... vs. UT Martin, 10/26/19 (10)
 100 yards in penalties..... vs. UT Martin, 10/26/19 (10)
 70 or more points..... vs. Missouri Baptist, 8/28/14 (77)
 99-yard scoring drive..... vs. Murray State, 10/2/15 (12 plays, 99 yards, 2nd Qtr)
 90-yard scoring drive..... vs. West Virginia State, 9/21/19 (92 yards)
 7 Takeaways..... vs. Southern Illinois, 9/12/15
 6 or more Sacks..... 6, vs. Murray State, 11/18/17
 5 Sacks..... vs. UT Martin, 10/26/19

Southeast Missouri Held Its Opponent To . . .

Less than 10 first downs..... vs. Missouri Baptist, 8/28/14 (6)
 10 first downs..... vs. Jacksonville State, 11/17/07 (10)
 Zero yards rushing.....at Tennessee State, 11/19/94
 Negative yards rushing..... vs. Murray State, 11/18/17 (-9)
 Under 30 yards rushing..... vs. Eastern Kentucky, 9/30/17 (11)
 100 yards rushing or less..... at Tennessee State (83)
 Zero passing yards..... at Eastern Illinois, 10/13/01
 No pass completions..... at Eastern Illinois, 10/13/01
 No pass attempts..... at Eastern Illinois, 10/13/01
 Under 30 yards passing..... at Austin Peay, 10/30/93 (23)
 150 yards or less of total offense..... vs. Missouri Baptist, 8/28/14 (81)
 200 yards or less of total offense..... vs. Tennessee Tech, 10/14/17 (195)
 No touchdowns..... vs. Tennessee Tech, 10/14/17

Southeast Missouri . . .

Had two passers throw for 100 yards..... vs. Jacksonville State, 9/24/05
 (Kevin Ballatore 195 yds & Mike Haley 160 yds)
 Had two passers complete 10 passes..... vs. Jacksonville State, 9/24/05
 (Kevin Ballatore 22 yds & Mike Haley 14 yds)
 Had two rushers run for 100 yards..... at Jacksonville State, 11/23/13
 (DeMichael Jackson 183 yds & Lewis Washington 111 yds)
 Had two receivers over 100 receiving yards..... at Tennessee Tech, 10/6/18
 (Jerrick Orr, 121 yds; Colby Cornett, 115 yds)
 Had a quarterback rush for 100 yards..... at Eastern Kentucky, 10/25/14 (Kyle Snyder, 116 yds)
 Had a quarterback rush for 200 yards..... vs. Jacksonville State, 11/12/11 (Matt Scheible 209 yds)
 Had three receivers catch five passes..... vs. Eastern Illinois, 10/18/14
 (Peter Lloyd, Spencer Davis, DeMichael Jackson)
 Had a 100-yard rusher and a 100-yard receiver..... at Tennessee State, 11/2/19
 (Geno Hess, 156 yds, Kristian Wilkerson, 111 yds)
 Had a 300-yard passer, 100-yard receiver and 100-yard rusher..... vs. Tennessee St., 11/3/18
 (Daniel Santacaterina, 306 yds; Kristian Wilkerson, 129 yds; Marquis Terry, 107 yds)
 Had a 300-yard rusher..... at Southern Illinois, 9/15/18 (Marquis Terry, 311)
 Returned a punt for a touchdown..... vs. Tennessee Tech, 10/31/15 (Paul McRoberts 69 yds)
 Returned a kickoff for a touchdown..... at Eastern Illinois, 9/23/17 (Cameron Sanders, 93 yds)
 Returned an interception for a touchdown..... vs. UT Martin, 10/26/19
 (Omarbrick Douglas, 32 yds)
 Returned two interceptions for touchdowns..... vs. Tennessee Tech, 9/22/12
 (Darrick Borum 41 yds & Branden Spann 100 yds)
 Returned a fumble for a touchdown..... at Murray State, 11/10/18 (Justin Swift, 60 yds)
 Returned a blocked field goal for a TD..... vs. Jacksonville State, 10/20/18 (Knighten, 85 yds)
 Blocked a punt..... at UT Martin, 10/27/18 (Taylen Waller)
 Blocked a punt for a touchdown..... at Tennessee Tech, 10/6/18
 (Aaron Alston blocked and Taylen Waller recovered)
 Blocked an opponent's field goal attempt..... vs. UT Martin, 10/26/19 (Omarbrick Douglas)
 Had a punt blocked..... at Montana State, 9/7/19

Had punt blocked for a touchdown..... at Missouri, 9/5/15
 (Brothers blocked the punt, Aarion Penton recovered)
 Had a kickoff returned for a touchdown..... at Murray State (Malik Honeycutt, 79 yds), 11/10/18
 Had a punt returned for a touchdown..... at Murray State (Walter Powell, 100 yds), 11/17/12
 Had an interception returned for a touchdown..... at Missouri
 (Cale Garrett, 27 yds) 9/14/19
 Had a fumble returned for a touchdown..... at Southern Illinois, 9/10/16
 (James Ceasar, 47 yds)
 Missed a PAT kick..... at Tennessee State, 11/2/19
 Had a PAT kick blocked..... vs. Southern Illinois, 8/29/19
 Blocked an opponent's PAT kick..... Derrick Calhoun at Missouri, 9/14/19
 A successful 2-point conversion..... vs. UT Martin. 11/21/15
 (Logan Larson pass from Dante Vandeven)
 Had a field goal attempt blocked..... vs. UT Martin, 10/26/19
 Recovered an onside kick..... at Jacksonville State, 10/19/19
 Shut out an opponent..... vs. Missouri Baptist (77-0), 8/28/14
 Was shut out..... at Missouri (50-0), 9/7/19
 Played an overtime game..... vs. Tennessee Tech, 10/5/19 (W, 43-37 2OT)
 Scored a safety..... vs. Jacksonville State, 10/20/18
 Gave up a safety..... vs. Southern Illinois, 9/21/13
 Had no turnovers..... at Jacksonville State, 10/19/19
 Beat a nationally-ranked opponent..... at #14 Jacksonville State, 10/19/19
 Was ranked in Top-25 of FCS Coaches or Sports STATS Polls..... #17, 11/4/19
 Ended the year ranked in the Top-25 of FCS Coaches or Sports Network Polls..... #20, 2018

A Southeast Missouri Player . . .

Rushed 30 times..... Marquis Terry (30) at UT Martin, 10/27/18
 Rushed 25 times..... Marquis Terry (25) at Dayton, 9/9/17
 Rushed for 300 Yards..... Marquis Terry (311) at Southern Illinois, 9/15/18
 Rushed for 250 yards..... Henry Harris (293) vs. Southwest Baptist, 11/6/10
 Rushed for 200 yards..... Marquis Terry (202) vs. Dayton, 9/8/18
 Rushed for 150 yards..... Geno Hess (156) at Tennessee State, 11/2/19
 Rushed for 100 yards..... Zion Custis (117) vs. Tennessee Tech, 10/5/19
 Passed for 400 yards..... Andrew Goodenough (407) vs. Jacksonville State, 11/22/03
 Passed for 300 yards..... Daniel Santacaterina (306), vs. Tennessee State, 11/3/18
 Attempted 50 passes..... Mike Haley (61) at Kent State, 9/10/05
 Attempted 40 passes..... Jesse Hosket (44) at Austin Peay, 10/21/17
 Attempted 30 passes..... Daniel Santacaterina (37) at Tennessee State, 11/2/19
 Completed 30 passes..... Daniel Santacaterina (30) vs. Eastern Illinois, 11/17/18
 Completed 20 passes..... Daniel Santacaterina (25) at Tennessee State, 11/2/19
 Passed for four or more touchdowns... Daniel Santacaterina (4) at Tennessee Tech, 10/6/18
 Threw three or more interceptions..... Dante Vandeven (3) vs. UT Martin, 11/21/15
 Had 400 yards of total offense..... Jack Tomco (429 passing) vs. UT Martin, 10/12/02
 Had 300 yards of total offense..... Daniel Santacaterina (331) at Tennessee State, 11/2/19
 Had 100 yards rushing and 100 yards passing..... Kyle Snyder (116 rushing; 245 passing)
 at Eastern Kentucky, 10/25/14
 Had 400 All-Purpose Yards..... Marquis Terry (438) at Southern Illinois, 9/15/18
 Had 300 All-Purpose Yards..... Henry Harris (314) at Austin Peay, 10/16/10
 Had 250 All-Purpose Yards..... Zion Custis (254) vs. Eastern Illinois, 11/17/18
 Had 200 All-Purpose Yards..... Kristian Wilkerson (263) at UT Martin, 10/27/18
 Caught 10 passes..... Paul McRoberts vs. UT Martin, 11/21/15
 Caught nine passes..... Kristian Wilkerson at Tennessee State, 11/2/19
 Had 200 receiving yards..... Kristian Wilkerson (254) vs. Eastern Kentucky, 11/9/19
 Had 100 receiving yards..... Kristian Wilkerson (111) at Tennessee State, 11/2/19
 Scored 10 points kicking..... Kendrick Tiller (14) at Tennessee State, 11/2/19
 Scored four touchdowns rushing..... Marquis Terry at Southern Illinois, 9/15/18
 Scored three touchdowns rushing..... Mark Robinson vs. Tennessee Tech, 10/5/19
 Scored two touchdowns rushing..... Zion Custis vs. Eastern Kentucky, 11/9/19
 Scored three touchdowns receiving..... Kristian Wilkerson vs. Tennessee State, 11/3/18
 Scored two touchdowns receiving..... Colby Cornett at Tennessee Tech, 10/6/18
 Intercepted three passes..... Eddie Calvin vs. Southwest Baptist, 8/28/08
 Intercepted two passes..... Omar Pierre-Louis vs. Tennessee Tech, 10/14/17
 Recovered two fumbles..... Maurice Lyles vs. Eastern Illinois, 9/19/09
 Had a 70-yard punt..... Jake Reynolds (78) vs. Tennessee Tech, 10/14/17
 Kicked a 45-yard field goal..... Kendrick Tiller (48) vs. Eastern Illinois, 11/17/18
 Kicked a 50-yard field goal..... Kendrick Tiller (55) at Montana State, 9/7/19
 Kicked three field goals in a game..... Kendrick Tiller vs. Eastern Illinois, 11/17/18
 Kicked four field goals in a game..... Kendrick Tiller at Tennessee State, 11/2/19



PERFORMANCE LISTS

100-Yard Rushing Games (Since 1969)

Date	Player	Yards	Opponent	Date	Player	Yards	Opponent
Nov. 8, 1969	Al Holmes	254	vs. Truman State	Nov. 5, 1988	Brian Lattimore	151	at Northwest Missouri
Oct. 3, 1970	Richard Attig	111	vs. Evansville	Sept. 9, 1989	Brian Lattimore	115	vs. Missouri Southern
Oct. 10, 1970	Eddie Moss	144	vs. Missouri State	Sept. 23, 1989	Brian Lattimore	241	at Northwest Missouri
Oct. 24, 1970	Richard Attig	145	at Bradley	Oct. 28, 1989	Brian Lattimore	110	vs. Missouri Western
Oct. 31, 1970	Al Holmes	101	vs. Lincoln	Nov. 4, 1989	Brian Lattimore	133	at Central Missouri
Nov. 7, 1970	Richard Attig	109	at Northwest Missouri	Sept. 1, 1990	Steve Jones	101	vs. Southwest Baptist
Nov. 14, 1970	Richard Attig	143	at Missouri S&T	Sept. 8, 1990	Steve Jones	103	at Missouri Southern
Oct. 9, 1971	Art Miller	157	at Missouri State	Oct. 6, 1990	Percy Johnson	131	vs. Missouri S&T
Nov. 13, 1971	Eddie Moss	157	vs. Missouri S&T	Sept. 3, 1992	Kelvin Anderson	222	vs. Murray State
Sept. 16, 1972	Richard Attig	175	at Missouri Southern	Sept. 12, 1992	Kelvin Anderson	127	at Southern Illinois
Oct. 7, 1972	Richard Attig	157	vs. Missouri State	Sept. 26, 1992	Kelvin Anderson	161	vs. Austin Peay
Oct. 28, 1972	John Gabrisch	124	vs. Lincoln	Oct. 3, 1992	Kelvin Anderson	124	at Eastern Kentucky
Oct. 28, 1972	Richard Attig	137	vs. Lincoln	Oct. 10, 1992	Kelvin Anderson	125	at Tennessee Tech
Sept. 29, 1973	John Gabrisch	102	at Evansville	Oct. 31, 1992	Kelvin Anderson	207	vs. UT Martin
Oct. 6, 1973	Richard Attig	100	at Missouri State	Nov. 14, 1992	Kelvin Anderson	180	vs. Illinois State
Nov. 10, 1973	Richard Attig	120	vs. Missouri S&T	Oct. 2, 1993	Kelvin Anderson	101	vs. Morehead State
Oct. 19, 1974	Anthony Wallace	127	vs. Missouri State	Oct. 30, 1993	Kelvin Anderson	196	at Austin Peay
Oct. 26, 1974	Bobby Everage	177	at Missouri Western	Nov. 6, 1993	Shane Kennedy	109	vs. Eastern Kentucky
Nov. 2, 1974	Anthony Wallace	128	at Northwest Missouri	Nov. 13, 1993	Kelvin Anderson	187	vs. Kentucky State
Oct. 25, 1975	Jack Gokin	188	vs. Missouri Western	Nov. 20, 1993	Kelvin Anderson	126	vs. Tennessee State
Oct. 2, 1976	Jack Gokin	107	vs. Arkansas Tech	Sept. 24, 1994	Kelvin Anderson	112	vs. UT Martin
Oct. 9, 1976	Jack Gokin	119	vs. Central Missouri	Oct. 1, 1994	Kelvin Anderson	131	at Morehead State
Sept. 24, 1977	Jack Gokin	130	at Evansville	Oct. 15, 1994	Kelvin Anderson	132	at Southern Illinois
Oct. 8, 1977	Jack Gokin	145	at Central Missouri	Sept. 23, 1995	Dione Tyler	149	at Austin Peay
Oct. 15, 1977	Jack Gokin	117	vs. Northwest Missouri	Oct. 7, 1995	Dione Tyler	100	vs. Tennessee Tech
Oct. 15, 1977	Bill White	144	vs. Northwest Missouri	Oct. 28, 1995	Dione Tyler	144	at UT Martin
Sept. 30, 1978	Doug Beard	125	vs. Arkansas Tech	Nov. 4, 1995	Stanley Parker	130	vs. Morehead State
Nov. 11, 1978	Bill White	106	at Northwest Missouri	Nov. 18, 1995	Dione Tyler	169	vs. Tennessee State
Nov. 11, 1978	Mike Wieser	186	at Northwest Missouri	Oct. 12, 1996	Britt Mirgoux	102	at Tennessee Tech
Oct. 27, 1979	Ernest Edwards	190	at Lincoln	Nov. 2, 1996	Britt Mirgoux	103	vs. UT Martin
Nov. 10, 1979	Ernest Edwards	142	vs. Northwest Missouri	Aug. 30, 1997	Riki Smith	112	vs. Lambuth
Sept. 20, 1980	Keith Hubbard	112	vs. Evansville	Nov. 1, 1997	Aaron Layne	127	at Austin Peay
Sept. 20, 1980	Marlon Lee	116	vs. Evansville	Nov. 22, 1997	Corey Williams	136	vs. Tennessee State
Oct. 4, 1980	Ernest Edwards	138	vs. Missouri State	Oct. 31, 1998	Corey Williams	185	vs. Middle Tennessee
Oct. 25, 1980	Ernest Edwards	146	vs. Lincoln	Sept. 18, 1999	Mike Gross	104	at Murray State
Oct. 9, 1982	Jim Prestwood	100	at Truman State	Nov. 6, 1999	Broderick Benson	125	vs. Eastern Illinois
Oct. 23, 1982	Ed Wachter	126	vs. Lincoln	Nov. 13, 1999	Rashad West	135	vs. Tennessee State
Oct. 30, 1982	Jim Prestwood	105	at Northwest Missouri	Sept. 1, 2001	Curtis Cooper	129	at Eastern Michigan
Oct. 8, 1983	Audwin Hudson	108	vs. Truman State	Sept. 15, 2001	Curtis Cooper	194	vs. Missouri State
Oct. 22, 1983	Marvin Johnson	131	at Lincoln	Sept. 29, 2001	Curtis Cooper	146	at Tennessee State
Sept. 8, 1984	Brian Brumley	111	vs. Central Arkansas	Oct. 6, 2001	Curtis Cooper	216	vs. UT Martin
Sept. 14, 1985	Anthony Jackson	104	at Central Arkansas	Nov. 11, 2001	Curtis Cooper	129	vs. Quincy
Oct. 12, 1985	Anthony Jackson	135	vs. Abilene Christian	Aug. 29, 2002	Corey Kinsey	180	vs. Arkansas-Monticello
Nov. 9, 1985	Anthony Jackson	117	at Lincoln	Sept. 7, 2002	Corey Kinsey	132	at Southern Illinois
Nov. 9, 1985	Brian Lattimore	163	at Lincoln	Sept. 14, 2002	Keiki Misipeka	126	at Eastern Michigan
Sept. 20, 1986	Anthony Jackson	191	at UT Martin	Sept. 21, 2002	Corey Kinsey	108	at Missouri State
Oct. 18, 1986	Anthony Jackson	147	at Missouri S&T	Sept. 28, 2002	Keiki Misipeka	144	at Middle Tennessee
Nov. 15, 1986	Anthony Jackson	182	vs. Lincoln	Oct. 26, 2002	Keiki Misipeka	100	at Murray State
Sept. 5, 1987	Trent Lane	155	vs. Troy	Oct. 26, 2002	Corey Kinsey	103	at Murray State
Sept. 26, 1987	Brian Lattimore	132	at Delta State	Nov. 9, 2002	Corey Kinsey	102	at Eastern Kentucky
Oct. 3, 1987	Percy Johnson	101	vs. Northwest Missouri	Nov. 16, 2002	Corey Kinsey	101	vs. Samford
Nov. 7, 1987	Trent Lane	110	vs. Missouri S&T	Sept. 20, 2003	David Taufouou	107	vs. UT Martin
Sept. 3, 1988	Trent Lane	131	at Troy	Nov. 8, 2003	Jamel Oliver	186	vs. Tennessee State
Oct. 22, 1988	Brian Lattimore	101	vs. Missouri S&T	Oct. 30, 2004	David Taufouou	127	vs. UT Martin
Oct. 29, 1988	Brian Lattimore	104	at Grand Valley State	Oct. 22, 2005	Timmy Holloman	155	at Eastern Kentucky
				Nov. 21, 2005	Timmy Holloman	181	vs. Murray State
				Sept. 9, 2006	John Radney	116	vs. Missouri S&T
				Sept. 9, 2006	Timmy Holloman	149	vs. Missouri S&T



PERFORMANCE LISTS

Oct. 28, 2006	Timmy Holloman	212	at Murray State	Sept. 3, 2016	Will Young	114	at Memphis
Aug. 30, 2007	Victor Anderson	118	at Cincinnati	Sept. 10, 2016	Will Young	100	at Southern Illinois
Sept. 8, 2007	Timmy Holloman	203	vs. Southwest Baptist	Oct. 22, 2016	Will Young	102	at Tennessee Tech
Sept. 15, 2007	Timmy Holloman	141	vs. Indiana State	Oct. 29, 2016	Will Young	154	vs. Austin Peay
Sept. 22, 2007	Timmy Holloman	170	at Samford	Sept. 9, 2017	Marquis Terry	111	at Dayton
Sept. 29, 2007	Timmy Holloman	133	vs. Eastern Illinois	Sept. 30, 2017	Marquis Terry	184	vs. Eastern Kentucky
Oct. 25, 2007	Mike Jones	131	vs. Murray State	Oct. 14, 2017	Cameron Sanders	102	vs. Tennessee Tech
Nov. 17, 2007	Elton Peterson	120	vs. Jacksonville State	Nov. 4, 2017	Marquis Terry	154	vs. UT Martin
Sept. 27, 2008	Henry Harris	110	at Indiana State	Nov. 11, 2017	Marquis Terry	116	at Tennessee State
Nov. 1, 2008	Timmy Holloman	107	vs. Eastern Kentucky	Sept. 8, 2018	Marquis Terry	202	vs. Dayton
Sept. 26, 2009	Mike Jones	101	at UT Martin	Sept. 15, 2018	Marquis Terry	311	at Southern Illinois
Nov. 14, 2009	Mike Jones	113	vs. Murray State	Oct. 20, 2018	Marquis Terry	101	vs. Jacksonville State
Sept. 11, 2010	Henry Harris	113	at Murray State	Oct. 27, 2018	Marquis Terry	123	at UT Martin
Sept. 11, 2010	Matt Scheible	134	at Murray State	Nov. 3, 2018	Marquis Terry	107	vs. Tennessee State
Sept. 18, 2010	Henry Harris	142	at Southern Illinois	Nov. 10, 2018	Marquis Terry	120	at Murray State
Sept. 25, 2010	Henry Harris	196	vs. Tennessee Tech	Oct. 5, 2019	Zion Custis	117	vs. Tennessee Tech
Oct. 2, 2010	Henry Harris	179	at Eastern Illinois	Nov. 2, 2019	Geno Hess	156	at Tennessee State
Oct. 9, 2010	Matt Scheible	128	vs. Tennessee State				
Oct. 9, 2010	Henry Harris	188	vs. Tennessee State				
Oct. 16, 2010	Matt Scheible	116	at Austin Peay				
Oct. 16, 2010	Henry Harris	152	at Austin Peay				
Oct. 23, 2010	Henry Harris	109	vs. Eastern Kentucky				
Nov. 6, 2010	Henry Harris	293	vs. Southwest Baptist				
Nov. 13, 2010	Henry Harris	134	at Jacksonville State				
Dec. 4, 2010	Henry Harris	108	at Eastern Washington				
Sept. 24, 2011	Levi Terrell	154	at Tennessee Tech				
Oct. 1, 2011	Levi Terrell	106	vs. Eastern Illinois				
Oct. 1, 2011	Matt Scheible	161	vs. Eastern Illinois				
Nov. 5, 2011	Matt Scheible	112	vs. Central Methodist				
Nov. 12, 2011	Matt Scheible	209	vs. Jacksonville State				
Sept. 8, 2012	Levi Terrell	128	vs. Mars Hill College				
Sept. 22, 2012	Levi Terrell	171	vs. Tennessee Tech				
Sept. 29, 2012	Levi Terrell	146	at Jacksonville State				
Oct. 13, 2012	Scott Lathrop	145	vs. Tennessee State				
Oct. 13, 2012	Levi Terrell	110	vs. Tennessee State				
Oct. 20, 2012	Levi Terrell	144	vs. UT Martin				
Oct. 27, 2012	Levi Terrell	137	at Austin Peay				
Oct. 27, 2012	Scott Lathrop	179	at Austin Peay				
Nov. 10, 2012	Scott Lathrop	102	at Eastern Illinois				
Nov. 17, 2012	Scott Lathrop	119	at Murray State				
Nov. 17, 2012	Levi Terrell	215	at Murray State				
Oct. 5, 2013	Lewis Washington	101	at Tennessee State				
Oct. 19, 2013	DeMichael Jackson	126	at Eastern Illinois				
Nov. 2, 2013	DeMichael Jackson	112	vs. Urbana				
Nov. 9, 2013	DeMichael Jackson	104	vs. Tennessee Tech				
Nov. 16, 2013	DeMichael Jackson	140	at Austin Peay				
Oct. 4, 2014	Lennies McFerren	115	vs. Tennessee State				
Oct. 11, 2014	DeMichael Jackson	104	at Murray State				
Oct. 25, 2014	Kyle Snyder	116	at Eastern Kentucky				
Nov. 8, 2014	DeMichael Jackson	172	at Tennessee Tech				
Nov. 15, 2014	DeMichael Jackson	122	vs. Austin Peay				
Sept. 12, 2015	DeMichael Jackson	186	vs. Southern Illinois				
Sept. 19, 2015	Tremane McCullough	114	at Indiana State				
Sept. 26, 2015	Tremane McCullough	166	vs. Shorter				
Oct. 3, 2015	Tremane McCullough	220	vs. Murray State				
Oct. 31, 2015	Tremane McCullough	138	vs. Tennessee Tech				
Nov. 7, 2015	Tremane McCullough	150	at Austin Peay				
Nov. 21, 2015	Tremane McCullough	101	vs. UT Martin				

100-Yard Receiving Games (Since 1969)

<u>Date</u>	<u>Player</u>	<u>Yards</u>	<u>Opponent</u>
Oct. 4, 1969	Art Miller	211	at Evansville
Oct. 24, 1970	Art Miller	134	at Bradley
Nov. 11, 1972	David Newberry	106	at Missouri S&T
Nov. 18, 1972	David Newberry	116	vs. Central Missouri
Sept. 15, 1973	Ed Slaughter	125	vs. Missouri Southern
Sept. 29, 1973	Ed Slaughter	173	at Evansville
Oct. 13, 1973	Ed Slaughter	138	vs. Truman State
Nov. 9, 1974	Carl Gross	144	vs. Central Missouri
Oct. 25, 1975	Terry Slattery	104	vs. Missouri Western
Nov. 19, 1977	Michael Tindall	118	at Lincoln
Oct. 4, 1980	Doug Beard	152	vs. Missouri State
Nov. 8, 1980	Doug Beard	136	at Missouri S&T
Sept. 24, 1983	Marvin Johnson	111	at Delta State
Oct. 8, 1983	David Stewart	109	vs. Truman State
Sept. 8, 1984	David Jackson	112	vs. Central Arkansas
Sept. 15, 1984	Gregg Parker	105	at Murray State
Oct. 27, 1984	David Jackson	117	at Northwest Missouri
Nov. 10, 1984	David Jackson	165	vs. Lincoln
Oct. 26, 1985	David Jackson	181	vs. Northwest Missouri
Nov. 16, 1985	Ralph Jefferson	103	vs. Truman State
Nov. 16, 1985	Rick Aeilts	107	vs. Truman State
Sept. 19, 1987	Lorenzo Gathers	112	vs. UT Martin
Oct. 24, 1987	Lorenzo Gathers	131	at Southwest Baptist
Sept. 10, 1988	Lorenzo Gathers	130	vs. Murray State
Oct. 8, 1988	Rick Aeilts	102	at Truman State
Oct. 22, 1988	Lorenzo Gathers	162	vs. Missouri S&T
Nov. 12, 1988	Rick Aeilts	119	vs. Southwest Baptist
Sept. 16, 1989	Farron Harley	103	vs. Mississippi College
Sept. 30, 1989	Farron Harley	139	vs. Pittsburg State
Oct. 21, 1989	Darrell Philon	157	at Truman State
Nov. 4, 1989	Darrell Philon	108	at Central Missouri
Nov. 11, 1989	Farron Harley	178	vs. Lincoln
Sept. 29, 1990	Ches Salyer	119	at Pittsburg State
Oct. 13, 1990	Darrell Philon	142	at Washburn
Oct. 27, 1990	Ches Salyer	116	at Missouri Western
Nov. 3, 1990	Ches Salyer	139	vs. Central Missouri
Aug. 31, 1991	Darrell Philon	160	vs. Southern Illinois



PERFORMANCE LISTS

Nov. 3, 1990	Jason Liley	261	vs. Central Missouri
Aug. 31, 1991	Jason Liley	256	vs. Southern Illinois
Sept. 28, 1991	Jason Liley	275	at Austin Peay
Oct. 12, 1991	Eric Cohoon	283	vs. Tennessee Tech
Oct. 19, 1991	Eric Cohoon	250	vs. Tennessee State
Sept. 12, 1992	Jason Liley	270	at Southern Illinois
Sept. 26, 1992	Jason Liley	256	vs. Austin Peay
Oct. 24, 1992	Jason Liley	288	vs. Middle Tennessee
Nov. 14, 1992	Jason Liley	317	vs. Illinois State
Oct. 7, 1995	Shane Kennedy	314	vs. Tennessee Tech
Oct. 30, 1999	Rashad West	260	at UT Martin
Sept. 8, 2001	Jeromy McDowell	391	at Southern Illinois
Sept. 15, 2001	Jeromy McDowell	322	vs. Missouri State
Oct. 20, 2001	Jeromy McDowell	303	vs. Murray State
Sept. 14, 2002	Jack Tomco	298	at Eastern Michigan
Sept. 21, 2002	Jack Tomco	297	at Missouri State
Oct. 5, 2002	Jack Tomco	300	vs. Tennessee State
Oct. 12, 2002	Jack Tomco	429	at UT Martin
Oct. 19, 2002	Jack Tomco	260	vs. Eastern Illinois
Nov. 9, 2002	Jack Tomco	283	at Eastern Kentucky
Nov. 16, 2002	Jack Tomco	358	vs. Samford
Sept. 27, 2003	Jack Tomco	291	at Samford
Oct. 18, 2003	Jack Tomco	352	at Eastern Kentucky
Nov. 15, 2003	Jack Tomco	353	at Tennessee Tech
Nov. 22, 2003	Andrew Goodenough	407	vs. Jacksonville State
Sept. 11, 2004	Andrew Goodenough	269	at Bowling Green
Sept. 18, 2004	Andrew Goodenough	304	at Central Michigan
Sept. 25, 2004	Andrew Goodenough	327	vs. Samford
Oct. 2, 2004	Andrew Goodenough	321	at Eastern Illinois
Oct. 16, 2004	Andrew Goodenough	339	vs. Eastern Kentucky
Oct. 23, 2004	Andrew Goodenough	263	at Murray State
Nov. 6, 2004	Andrew Goodenough	292	at Tennessee State
Nov. 13, 2004	Andrew Goodenough	250	vs. Tennessee Tech
Sept. 10, 2005	Mike Haley	275	at Kent State
Nov. 19, 2005	Mike Haley	285	at Tennessee Tech
Oct. 27, 2007	Houston Lillard	252	at UT Martin
Nov. 3, 2007	Houston Lillard	265	vs. Austin Peay
Aug. 28, 2008	Houston Lillard	387	vs. Southwest Baptist
Sept. 20, 2008	Houston Lillard	331	vs. Missouri State
Sept. 6, 2014	Kyle Snyder	269	at Kansas
Sept. 27, 2014	Kyle Snyder	269	at UT Martin
Nov. 15, 2014	Kyle Snyder	334	vs. Austin Peay
Sept. 24, 2016	Jesse Hosket	257	at Murray State
Oct. 8, 2016	Jesse Hosket	291	at Eastern Kentucky
Sept. 9, 2017	Jesse Hosket	251	at Dayton
Oct. 21, 2017	Jesse Hosket	348	at Austin Peay
Sept. 8, 2018	Daniel Santacaterina	269	vs. Dayton
Oct. 6, 2018	Daniel Santacaterina	395	at Tennessee Tech
Oct. 13, 2018	Daniel Santacaterina	344	vs. Austin Peay
Oct. 27, 2018	Daniel Santacaterina	386	at UT Martin
Nov. 3, 2018	Daniel Santacaterina	306	vs. Tennessee State
Sept. 21, 2019	Daniel Santacaterina	279	vs. West Virginia State
Nov. 2, 2019	Daniel Santacaterina	291	at Tennessee State
Nov. 9, 2019	Daniel Santacaterina	295	vs. Eastern Kentucky

Top 20 Single-Game Rushing Yards

<u>Date</u>	<u>Player</u>	<u>Yards</u>	<u>Opponent</u>
Sept. 15, 2018	Marquis Terry	311	at Southern Illinois
Nov. 6, 2010	Henry Harris	293	vs. Southwest Baptist
Nov. 8, 1969	Al Holmes	254	vs. Truman State
Sept. 23, 1989	Brian Lattimore	241	at Northwest Missouri
Sept. 3, 1992	Kelvin Anderson	222	vs. Murray State
Oct. 3, 2015	Tremane McCullough	220	vs. Murray State
Oct. 6, 2001	Curtis Cooper	216	vs. UT Martin
Oct. 28, 2006	Timmy Holloman	212	at Murray State
Nov. 12, 2011	Matt Scheible	209	vs. Jacksonville State
Oct. 31, 2002	Kelvin Anderson	207	vs. UT Martin
Sept. 8, 2007	Timmy Holloman	203	vs. Southwest Baptist
Sept. 25, 2010	Henry Harris	196	vs. Tennessee Tech
Oct. 30, 1993	Kelvin Anderson	196	at Austin Peay
Sept. 15, 2001	Curtis Cooper	194	vs. Missouri State
Sept. 20, 1986	Anthony Jackson	191	at UT Martin
Oct. 27, 1979	Ernest Edwards	190	at Lincoln
Oct. 9, 2010	Henry Harris	188	vs. Tennessee State
Oct. 25, 1975	Jack Gokin	188	vs. Missouri Western
Nov. 13, 1993	Kelvin Anderson	187	vs. Kentucky State
Sept. 12, 2015	DeMichael Jackson	186	vs. Southern Illinois

Top 20 Single-Game Receiving Yards

<u>Date</u>	<u>Player</u>	<u>Yards</u>	<u>Opponent</u>
Oct. 27, 2018	Kristian Wilkerson	263	at UT Martin
Nov. 9, 2019	Kristian Wilkerson	254	vs. Eastern Kentucky
Oct. 4, 1969	Art Miller	211	at Evansville
Aug. 28, 2008	Miles Edwards	204	vs. Southwest Baptist
Nov. 16, 2002	Willie Ponder	195	vs. Samford
Sept. 8, 2001	Adrian Sanders	190	at Southern Illinois
Nov. 9, 2002	Willie Ponder	185	at Eastern Kentucky
Oct. 26, 1985	David Jackson	181	vs. Northwest Missouri
Sept. 27, 2014	Peter Lloyd	179	at UT Martin
Nov. 11, 1989	Farron Harley	178	vs. Lincoln
Sept. 22, 2001	Willie Ponder	175	at Illinois State
Sept. 6, 2014	Paul McRoberts	173	at Kansas
Sept. 29, 1973	Ed Slaughter	173	at Evansville
Sept. 15, 2001	Willie Ponder	170	vs. Missouri State
Oct. 3, 2015	Paul McRoberts	169	vs. Murray State
Nov. 10, 1984	David Jackson	165	vs. Lincoln
Oct. 13, 2018	Jerrick Orr	163	vs. Austin Peay
Oct. 22, 1988	Lorenzo Gathers	162	vs. Missouri S&T
Aug. 31, 1991	Darrell Philon	160	vs. Southern Illinois
Oct. 24, 1992	Aaron Layton	158	vs. Middle Tennessee

Top 20 Single-Game Passing Yards

<u>Date</u>	<u>Player</u>	<u>Yards</u>	<u>Opponent</u>
Oct. 12, 2002	Jack Tomco	429	at UT Martin
Nov. 22, 2003	Andrew Goodenough	407	vs. Jacksonville State
Oct. 6, 2018	Daniel Santacaterina	395	at Tennessee Tech
Sept. 8, 2001	Jeromy McDowell	391	at Southern Illinois
Aug. 28, 2008	Houston Lillard	387	vs. Southwest Baptist
Oct. 27, 2018	Daniel Santacaterina	386	at UT Martin
Nov. 16, 1985	Jeff Brown	372	vs. Truman State



PERFORMANCE LISTS

Oct. 27, 1990	Jason Liley	359	at Missouri Western	Nov. 3, 1979	Keith Hubbard	96 (TD)	vs. Truman State
Nov. 16, 2002	Jack Tomco	358	vs. Samford	Sept. 23, 2017	Cameron Sanders	93 (TD)	at Eastern Illinois
Nov. 15, 2003	Jack Tomco	353	at Tennessee Tech	Oct. 29, 2016	Cameron Sanders	93 (TD)	vs. Austin Peay
Oct. 18, 2003	Jack Tomco	352	at Eastern Kentucky	Oct. 19, 2013	Spencer Davis	93 (TD)	at Eastern Illinois
Sept. 29, 1990	Jason Liley	349	at Pittsburg State	Nov. 6, 2004	Romae Rucker	85 (TD)	at Tennessee State
Oct. 21, 2017	Jesse Hosket	348	at Austin Peay	Sept. 27, 2008	Jacob McKinley	85	at Indiana State
Oct. 13, 2018	Daniel Santacaterina	344	vs. Austin Peay	Sept. 3, 2009	Jacob McKinley	80	vs. Quincy
Oct. 16, 2004	Andrew Goodenough	339	vs. Eastern Kentucky	Sept. 23, 2000	Curtis Cooper	79	vs. Western Kentucky
Oct. 21, 1989	Jim Eustice	339	at Truman State	Oct. 16, 2010	Henry Harris	71	at Austin Peay
Nov. 15, 2014	Kyle Snyder	334	vs. Austin Peay	Nov. 6, 1999	Brian Hinton	69	vs. Eastern Illinois
Oct. 26, 1985	Jeff Brown	333	vs. Northwest Missouri				
Sept. 20, 2008	Houston Lillard	331	vs. Missouri State				
Sept. 25, 2004	Andrew Goodenough	327	vs. Samford				

Longest Rushing Plays

Date	Player	Yards	Opponent
Oct. 5, 2013	Lewis Washington	99 (TD)	at Tennessee State
Sept. 3, 1992	Kelvin Anderson	96 (TD)	vs. Murray State
Sept. 8, 2018	Marquis Terry	95 (TD)	vs. Dayton
Nov. 8, 2003	Jamel Oliver	82 (TD)	vs. Tennessee State
Oct. 31, 2015	Tremaine McCullough	81 (TD)	vs. Tennessee Tech
Sept. 19, 2015	Tay Bender	80 (TD)	at Indiana State
Oct. 25, 2003	Chaun Tate	80 (TD)	vs. Murray State
Sept. 28, 2002	Keiki Misipeka	78 (TD)	at Middle Tennessee
Sept. 30, 2017	Cameron Sanders	77 (TD)	vs. Eastern Kentucky
Oct. 28, 2006	Timmy Holloman	76 (TD)	at Murray State
Nov. 6, 1999	Broderick Benson	75 (TD)	vs. Eastern Illinois
Sept. 15, 2018	Marquis Terry	74 (TD)	at Southern Illinois
Nov. 2, 2019	Geno Hess	73 (TD)	at Tennessee State
Oct. 1, 2011	Matt Scheible	71 (TD)	vs. Eastern Illinois
Oct. 14, 2017	Cameron Sanders	70 (TD)	vs. Tennessee Tech
Oct. 30, 2004	David Taufou	69 (TD)	vs. UT Martin

Longest Receptions

Date	Player	Yards	Opponent
Oct. 8, 1983	David Stewart	94 (TD)	vs. Truman State
Nov. 10, 2001	Adrian Sanders	93	vs. Quincy
Oct. 15, 2011	Spencer Davis	82	at Eastern Kentucky
Oct. 19, 2019	Kristian Wilkerson	80 (TD)	at Jacksonville State
Aug. 28, 2008	Miles Edwards	80 (TD)	vs. Southwest Baptist
Nov. 5, 2005	T.J. Milcic	80 (TD)	at UT Martin
Sept. 22, 2001	Willie Ponder	80 (TD)	at Illinois State
Oct. 12, 2013	D.J. Foster	78 (TD)	vs. Murray State
Nov. 22, 2003	Brandon Amick	76	vs. Jacksonville State
Sept. 21, 2013	Paul McRoberts	75 (TD)	vs. Southern Illinois
Nov. 14, 2009	Chantae Ahamerule	75 (TD)	vs. Murray State
Sept. 8, 2018	Zack Smith	73 (TD)	vs. Dayton
Oct. 30, 2004	Antonio Scaife	73	vs. UT Martin
Oct. 24, 1998	Corey Williams	73 (TD)	at Missouri State

Longest Kickoff Returns

Date	Player	Yards	Opponent
Nov. 14, 2015	Cameron Sanders	99 (TD)	at Jacksonville State
Nov. 17, 2018	Zion Custis	97 (TD)	vs. Eastern Illinois
Oct. 12, 1985	David Jackson	97 (TD)	vs. Abilene Christian

Longest Punt Returns

Date	Player	Yards	Opponent
1962	Lyman Brown	86 (TD)	vs. Northwest Missouri
Sept. 22, 2001	Curtis Cooper	70 (TD)	at Illinois State
Oct. 31, 2015	Paul McRoberts	69 (TD)	vs. Tennessee Tech
Sept. 9, 2000	Curtis Cooper	66 (TD)	at Southern Illinois
Aug. 28, 2014	Spencer Davis	61	vs. Missouri Baptist
Nov. 1, 2003	Antonio Scaife	58	at UT Martin
Sept. 7, 2019	Zack Smith	52	at Montana State
Sept. 6, 2003	Antonio Scaife	45	vs. Southern Illinois
Oct. 5, 2002	Chris NesSmith	44 (TD)	vs. Tennessee State
Nov. 10, 2007	Kendall Magana	41	at Missouri State

Longest Interception Returns

Date	Player	Yards	Opponent
Sept. 22, 2012	Branden Spann	100 (TD)	vs. Tennessee Tech
Sept. 8, 2007	Eddie Calvin	100 (TD)	vs. Southwest Baptist
Nov. 10, 2018	Justin Swift	76 (TD)	at Murray State
Oct. 10, 2009	Bryan Blanfort	69 (TD)	vs. Austin Peay
Oct. 16, 2010	Tylor Brock	67	at Austin Peay
Sept. 17, 2005	Kellin White	64 (TD)	at Missouri State
Sept. 8, 2012	Tylor Brock	64	vs. Mars Hill College
Oct. 25, 2014	DeMichael Jackson,	63	at Eastern Kentucky
	Travis Sanders, David Coley		
Sept. 9, 2006	Todshon Jones	63	vs. Missouri S&T
Aug. 28, 2008	Eddie Calvin	62	vs. Southwest Baptist
Oct. 30, 2004	Kellin White	61 (TD)	vs. UT Martin
Nov. 8, 2003	Kellin White	60 (TD)	vs. Tennessee State
Oct. 20, 2001	Demar Winston	57 (TD)	vs. Murray State

Longest Fumble Returns

Date	Player	Yards	Opponent
Oct. 27, 2012	Branden Spann	98 (TD)	at Austin Peay
Sept. 16, 2000	Rodney Woodall	80 (TD)	vs. Illinois State
Aug. 31, 1995	Greg Klund	80 (TD)	vs. Southern Illinois
Oct. 5, 2013	Cantrell Andrews	68 (TD)	at Tennessee State
Nov. 10, 2018	Justin Swift	60 (TD)	at Murray State
Dec. 4, 2010	Taylor West	59	at Eastern Washington
Nov. 10, 2007	Victor Anderson	45 (TD)	at Missouri State
Sept. 27, 2003	Brandon Bohnert	45	at Samford
Nov. 10, 2007	Nick Stauffer	44	at Missouri State
Sept. 7, 2013	Cantrell Andrews	43	at Ole Miss
Sept. 12, 1998	Jeremy Atwell	39 (TD)	vs. Indiana State
Dec. 1, 2018	Demarcus Rogers	33 (TD)	at Weber State



PERFORMANCE LISTS

Aug. 29, 2002	Nate Johnston	33	vs. Arkansas-Monticello
Sept. 17, 2011	Ben Kargbo	24	at Purdue
Nov. 12, 2005	Justin Komondoreas	23	vs. Tennessee State
Oct. 4, 2003	Ricky Farmer	21	vs. Eastern Illinois

Passing Attempts

<u>Date</u>	<u>Player</u>	<u>Attempts</u>	<u>Opponent</u>
Sept. 10, 2005	Mike Haley	61	at Kent State
Oct. 16, 2004	Andrew Goodenough	57	vs. Eastern Kentucky
Nov. 6, 2004	Andrew Goodenough	54	at Tennessee State
Sept. 18, 2004	Andrew Goodenough	50	at Central Michigan
Oct. 2, 2004	Andrew Goodenough	49	at Eastern Illinois
Nov. 13, 2004	Andrew Goodenough	48	vs. Tennessee Tech
Nov. 19, 2005	Mike Haley	47	at Tennessee Tech
Nov. 11, 2000	Rashad West	47	at Missouri State
Nov. 22, 2003	Andrew Goodenough	45	vs. Jacksonville State
Nov. 15, 2003	Jack Tomco	45	at Tennessee Tech
Sept. 21, 2002	Jack Tomco	45	at Missouri State

Longest Punts

<u>Date</u>	<u>Player</u>	<u>Yards</u>	<u>Opponent</u>
Oct. 4, 2003	David Simonhoff	83	vs. Eastern Illinois
Oct. 30, 2004	David Simonhoff	82	vs. UT Martin
Sept. 29, 2005	David Simonhoff	80	at Samford
Oct. 14, 2017	Jake Reynolds	78	vs. Tennessee Tech
Oct. 14, 2006	David Simonhoff	75	at Arkansas
Oct. 23, 2004	David Simonhoff	74	at Murray State
Nov. 10, 2007	Doug Spada	73	at Missouri State
Sept. 25, 2004	David Simonhoff	73	vs. Samford
Nov. 12, 2011	Joe Vucic	72	vs. Jacksonville State
Oct. 20, 2018	Jake Reynolds	71	vs. Jacksonville State
Sept. 9, 2006	David Simonhoff	71	vs. Missouri S&T
Oct. 30, 2004	David Simonhoff	71	vs. UT Martin
Oct. 2, 2004	David Simonhoff	71	at Eastern Illinois

Rushing Attempts

<u>Date</u>	<u>Player</u>	<u>Attempts</u>	<u>Opponent</u>
Oct. 30, 1993	Kelvin Anderson	40	at Austin Peay
Nov. 6, 2010	Henry Harris	35	vs. Southwest Baptist
Oct. 16, 2010	Henry Harris	35	at Austin Peay
Nov. 17, 2007	Elton Peterson	33	vs. Jacksonville State
Sept. 15, 2007	Timmy Holloman	33	vs. Indiana State
Sept. 25, 2010	Henry Harris	32	vs. Tennessee Tech
Sept. 30, 2017	Marquis Terry	31	vs. Eastern Kentucky
Oct. 29, 2005	Timmy Holloman	31	vs. Murray State
Oct. 22, 2005	Timmy Holloman	31	at Eastern Kentucky
Oct. 6, 2001	Curtis Cooper	31	vs. UT Martin

Longest Field Goals

<u>Date</u>	<u>Player</u>	<u>Yards</u>	<u>Opponent</u>
1975	Mike Wood	61	vs. Lincoln
Sept. 7, 2019	Kendrick Tiller	55	at Montana State
Oct. 4, 2014	Ryan McCrum	55	vs. Tennessee State
Sept. 20, 2014	Ryan McCrum	54	vs. Southeastern La.
Sept. 2, 2010	Drew Geldbach	53	at Ball State
Sept. 26, 2009	Doug Spada	53	at UT Martin
Oct. 11, 2014	Ryan McCrum	52	at Murray State
Oct. 22, 2016	Ryan McCrum	51	at Tennessee Tech
Oct. 18, 2014	Ryan McCrum	51	vs. Eastern Illinois
Nov. 6, 2004	Derek Kutz	51	at Tennessee State
Oct. 8, 2016	Ryan McCrum	50	at Eastern Kentucky
Oct. 31, 2015	Ryan McCrum	50	vs. Tennessee Tech
Oct. 29, 2011	Drew Geldbach	50	at UT Martin
Oct. 20, 2007	Doug Spada	50	vs. Murray State
Sept. 8, 2007	Doug Spada	49	vs. Southwest Baptist
Oct. 27, 2012	Drew Geldbach	49	at Austin Peay
Nov. 17, 2018	Kendrick Tiller	48	vs. Eastern Illinois
Sept. 22, 2007	Doug Spada	48	at Samford

Longest Return on Blocked Field Goal

<u>Date</u>	<u>Player</u>	<u>Yards</u>	<u>Opponent</u>
Oct. 20, 2018	Bydarrius Knighten	85 (TD)	vs. Jacksonville State

Tackles

<u>Date</u>	<u>Player</u>	<u>Tackles</u>	<u>Opponent</u>
Oct. 16, 1982	Wayne James	27	vs. Northern Iowa
Oct. 24, 1987	Ken Miller	23	at Southwest Baptist
Sept. 1, 2018	Zach Hall	22	at Arkansas State
Sept. 12, 1992	Joe Divis	22	at Southern Illinois
Oct. 25, 2008	Nick Stauffer	21	vs. Tennessee State
Nov. 8, 2008	Nick Stauffer	20	at Murray State
Sept. 29, 2007	Adam Casper	20	vs. Eastern Illinois
Oct. 7, 2006	Adam Casper	20	at Eastern Illinois
Oct. 28, 2000	Ricky Farmer	20	vs. UT Martin
Sept. 16, 2000	Isaac Powell	20	vs. Illinois State
Sept. 9, 2000	Joe Williams	20	at Southern Illinois



RECORDS LIST

Passing Yards (Career)

1. Jason Liley, 1989-92	6,179
2. Jeff Brown, 1983-87	5,853
3. Jack Tomco, 2002-03	4,946
4. Daniel Santacaterina, 2018-pr.	4,856
5. Matt Scheible, 2008-11	4,841
6. Lance Brune, 1970-73	4,808
7. Greg Brune, 1964-67	4,210
8. Jesse Hosket, 2016-17	4,155
9. Bobby Brune, 1998-01	4,124
10. Jim Eustice, 1988-89	3,935

Most Touchdown Passes (Career)

1. Jeff Brown, 1983-87	45
2. Daniel Santacaterina, 2018-pr.	43
3. Jack Tomco, 2002-03	37
4. Matt Scheible, 2008-11	36
5. Lance Brune, 1970-73	30
Jason Liley, 1989-92	30
7. Kyle Snyder, 2013-14	29
Greg Brune, 1964-67	29
9. Jesse Hosket, 2016-17	26
10. Bobby Brune, 1998-01	24

Pass Completions (Career)

1. Jason Liley, 1989-92	530
2. Jeff Brown, 1983-87	445
3. Matt Scheible, 2008-11	417
4. Jack Tomco, 2002-03	386
5. Daniel Santacaterina, 2018-pr.	371
6. Jesse Hosket, 2016-17	351
Bobby Brune, 1998-01	351
8. Lance Brune, 1970-73	350
9. Andrew Goodenough, 2003-04	349
10. Jim Eustice, 1988-89	312

Pass Completion Percentage (Career)

Minimum 150 Attempts

1. Jack Tomco, 2002-03	62.2
2. Dante Vandeven, 2015-16	61.4
3. Eric Cohoon, 1990-91	60.7
4. Andrew Goodenough, 2003-04	60.2
5. Jason Liley, 1989-92	58.2
6. Kyle Snyder, 2013-14	57.6
7. Bobby Brune, 1998-01	57.3
8. Houston Lillard, 2006-08	57.2
9. Scott Lathrop, 2011-13	57.1
10. Daniel Santacaterina, 2018-pr.	57.0

Pass Efficiency Percentage (Career)

Minimum 150 Attempts

1. Jack Tomco, 2002-03	141.3
2. Kyle Snyder, 2013-14	134.9
Daniel Santacaterina, 2018-pr.	134.9
4. Eric Cohoon, 1990-91	127.6
5. Houston Lillard, 2006-08	126.4
6. Dante Vandeven, 2015-16	121.6
7. Jim Eustice, 1988-89	121.3
8. Scott Lathrop, 2011-13	119.4

9. Jeromy McDowell, 2001-03	119.2
10. Andrew Goodenough, 2003-04	118.3

Total Offense Yardage (Career)

Rushing and Passing Yardage

1. Matt Scheible, 2008-11	7,436
2. Jeff Brown, 1983-87	5,935
3. Jason Liley, 1989-92	5,764
4. Daniel Santacaterina, 2018-pr.	5,172
5. Jack Tomco, 2002-03	4,861
Lance Brune, 1970-73	4,861
7. Bobby Brune, 1998-01	4,278
8. Greg Brune, 1964-67	4,250
9. Jesse Hosket, 2016-17	4,126
10. Kyle Snyder, 2013-14	3,987

Pass Receptions (Career)

1. Kristian Wilkerson, 2015-pr.	199
2. Darrell Philon, 1988-91	181
3. Paul McRoberts, 2012-15	175
4. Willie Ponder, 2001-02	157
5. Ray Goodson, 2001-04	149
6. Glenn Krupa, 1989-92	136
7. Leslie Weaver, 1997-00	131
8. Aaron Layton, 1990-93	130
9. Chris Salyer, 1988-91	118
10. Miles Edwards, 2007-10	116
Lorenzo Gathers, 1984-88	116

Receiving Yardage (Career)

1. Kristian Wilkerson, 2015-pr.	3,275
2. Willie Ponder, 2001-02	2,543
3. Darrell Philon, 1988-91	2,502
4. Paul McRoberts, 2012-15	2,435
5. John Diepenbrock, 1965-68	2,073
6. Leslie Weaver, 1997-00	1,866
7. Lorenzo Gathers, 1984-88	1,832
8. Edward Slaughter, 1971-74	1,782
9. Aaron Layton, 1990-93	1,699
10. T.J. Milcic, 2003-05	1,661

Receiving Touchdowns (Career)

1. Kristian Wilkerson, 2015-pr.	32
2. Paul McRoberts, 2012-15	29
3. Willie Ponder, 2001-02	26
4. John Diepenbrock, 1965-68	20
5. Miles Edwards, 2007-10	15
6. David Gross, 1976-79	14
David Jackson, 1983-86	14
8. Edward Slaughter, 1971-74	13
9. D.J. Foster, 2010-13	12
Darrell Philon, 1988-91	12
Arthur Miller, 1969-71	12
Leslie Weaver, 1997-00	12

Touchdowns (Career)

1. Walter Smallwood, 1965-68	36
2. Kristian Wilkerson, 2015-pr.	32
3. Paul McRoberts, 2012-15	30
Henry Harris, 2008-10	30
5. Timmy Holloman, 2005-08	29
6. Brian Lattimore, 1985-89	28
Willie Ponder, 2001-02	27
8. Kelvin Anderson, 1992-94	25
9. Marquis Terry, 2017-18	22
Matt Scheible, 2008-11	22

Punting Average (Career)

Minimum 50 Attempts

1. David Simonhoff, 2003-06	43.89
2. Doug Spada, 2006-09	42.69
3. Alex Knight, 2013-16	42.12
4. Jake Reynolds, 2016-pr.	40.50
5. George Goodwin, 1937	40.44
6. Joe Vucic, 2010-13	40.20
7. Todd Fields, 1982-85	39.75
8. Mike Wood, 1974-77	39.13
9. Seth Carriere, 1999	38.88
10. Justin Terrill, 1994-97	38.58

Punt Attempts (Career)

1. Justin Terrill, 1994-97	276
2. David Simonhoff, 2003-06	237
3. Alex Knight, 2013-16	216
4. Ed Hotz, 1978-81	197
5. Jake Reynolds, 2016-pr.	194
6. Greg Brune, 1964-67	160
7. Doug Spada, 2006-09	156
8. Joe Vucic, 2010-13	149
Todd Fields, 1982-85	149
10. Mike Wood, 1974-77	121

Punting Yards (Career)

1. Justin Terrill, 1994-97	10,647
2. David Simonhoff, 2003-06	10,402
3. Alex Knight, 2013-16	9,100
4. Jake Reynolds, 2016-pr.	7,854
5. Ed Hotz, 1978-81	7,243
6. Doug Spada, 2006-09	6,660
7. Greg Brune, 1964-67	6,138
8. Joe Vucic, 2010-13	5,991
9. Todd Fields, 1982-85	5,923
10. Mike Wood, 1974-77	4,735



RECORDS LIST

Punt Return Yards (Career)

1. Dione Tyler, 1994-95	525
2. Darrell Philon, 1988-91	500
3. Antonio Scaife, 2003-06	485
4. Curtis Cooper, 2000-01	468
5. Aaron Layton, 1990-93	464
6. Zack Smith, 2016-pr.	425
7. Spencer Davis, 2010-14	319
8. Mike Hargens, 1980-82	312
9. Jim Bland, 1967-68	292
10. David Newberry, 1970-72	264

Punt Return Average (Career)

Minimum 25 Returns

1. Dione Tyler, 1994-95	13.46
2. Curtis Cooper, 2000-01	12.32
3. Jim Bland, 1967-68	11.68
4. Zack Smith, 2016-pr.	9.9
5. David Jackson, 1983-86	8.15
6. Darrell Philon, 1988-91	8.06
7. Aaron Layton, 1990-93	7.37
8. Chris Salyer, 1988-91	7.12
9. Spencer Davis, 2010-14	7.10
10. Antonio Scaife, 2003-06	6.83

Punt Returns (Career)

1. Antonio Scaife, 2003-06	71
2. Aaron Layton, 1990-93	63
3. Darrell Philon, 1988-91	62
4. Mike Hargens, 1980-82	59
5. Spencer Davis, 2010-14	45
6. Zack Smith, 2016-pr.	43
7. Dione Tyler, 1994-95	39
8. Curtis Cooper, 2000-01	38
9. Timbo Jones, 1981-84	32
10. Chris NesSmith, 2000-04	29

Tackles (Career)

Note: Statistics for tackles have only been recorded since 1980.

1. Robert Haggerty, 1993-96	424
2. Ricky Farmer, 2000-03	378
3. Zach Hall, 2016-pr.	374
4. Roper Garrett, 2012-16	359
Blake Peiffer, 2009-12	359
6. Ronald Smith, 1993-97	358
7. Brian Burton, 1992-96	330
Angel Rubio, 1993-97	330
Joe Divis, 1990-92	312
10. O.J. Turner, 2001-04	293
11. Doug Berg, 1990-94	290
12. Troy Baglio, 1995-98	285
13. Rick Borman, 1980-81	278
14. James Chinn, 1989-92	277
15. Adam Casper, 2004-07	262
16. Isaac Powell, 1997-00	258

17. Philip Klapproth, 2008-11	252
Mike Miller, 2001-05	252
Mike Hargens, 1980-82	252
20. Ken Harmon, 1980-83	242

Sacks (Career)

Note: Statistics for sacks have only been recorded since 1993.

1. Angel Rubio, 1993-97	21.5
2. Justin Swift, 2016-pr.	18.5
3. Edgar Jones, 2003-06	16.0
4. Doug Berg, 1990-94	15.5
5. Zach Hall, 2016-pr.	14.5
6. Kendall Donnerson, 2014-17	12.0
7. James Jennette, 1999-02	11.0
8. Cordez Vaughn, 1993-94	10.5
Ricky Farmer, 2000-03	10.0
Ryan Roth, 2000-03	10.0
11. Chad Meredith, 2013-17	9.5
12. Roper Garrett, 2012-16	9.0
Troy Baglio, 1995-98	9.0
Mark Munsell, 1991-94	9.0
Corey Mathis, 2000-01	9.0
16. Travis Sanders, 2012-16	8.0
Adam Jones, 2001-04	8.0
Justin Komondoreas, 2004-05	8.0
Joel Becker, 1996-99	8.0
20. John Popovich, 2013-16	7.5

Tackles for Loss (Career)

Note: Statistics for TFL have been kept consistently since 1993.

1. Angel Rubio, 1993-97	44.0
2. James Jennette, 1999-02	40.0
3. Zach Hall, 2016-pr.	38.0
4. Justin Swift, 2016-pr.	35.0
5. Kendall Donnerson, 2014-17	34.5
6. Ricky Farmer, 2000-03	33.0
7. Chad Meredith, 2013-17	29.5
8. Ryan Roth, 2000-03	29.0
9. Roper Garrett, 2012-16	27.5
10. Troy Baglio, 1995-98	26.0
Corey Mathis, 2000-01	26.0
12. O.J. Turner, 2001-04	24.0
13. Edgar Jones, 2003-06	24.0
14. Jeremy Atwell, 1998-99	22.0
15. Brian Burton, 1992-96	21.0
16. Travis Sanders, 2012-16	19.5
17. Doug Berg, 1990-94	19.0
Justin Komondoreas, 2004-05	18.5
19. Adam Jones, 2001-04	18.0
Mike Miller, 2001-05	18.0



SERIES RECORDS

Opponent	W	L	T	First Meeting	Last Meeting	Mississippi	0	1	0	Sept. 7, 2013	Sept. 7, 2013
Abilene Christian	1	1	0	1985	1986	Mississippi A&M	1	1	0	1907	1908
Arkansas	0	2	0	Nov. 6, 1906	Oct. 14, 2006	Mississippi College	2	2	0	Aug. 30, 1986	Sept. 16, 1989
Arkansas College (Batesville)	2	0	0	1935	1941	Missouri	0	4	0	Oct. 3, 1936	Sept. 14, 2019
Arkansas-Monticello	1	2	0	Oct. 17, 1981	Aug. 29, 2002	Missouri "B" Team	1	1	0	1942	1950
Arkansas State	7	4	1	1916	Sept. 1, 2018	Missouri Baptist	1	0	0	Aug. 28, 2014	Aug. 28, 2014
Arkansas Tech	6	7	1	Oct. 6, 1956	Oct. 5, 1957	Missouri Southern	4	2	0	Sept. 18, 1971	Sept. 8, 1990
Augustana (S.D.)	1	0	0	1963	1963	Missouri S&T	36	23	2	Nov. 10, 1906	Sept. 9, 2006
Austin Peay	16	8	0	1953	Oct. 12, 2019	Missouri State	28	46	0	Nov. 16, 1917	Sept. 20, 2008
Ball State	0	1	0	Sept. 2, 2010	Sept. 2, 2010	Missouri Valley College	3	1	0	1943	1944
Barnes College	1	0	0	1905	1905	Missouri Western	4	0	0	Oct. 26, 1974	Oct. 27, 1990
Bethel College (Tenn.)	1	0	0	1952	1952	Montana State	0	1	0	Sept. 7, 2019	Sept. 7, 2019
Bowling Green	0	1	0	Sept. 11, 2004	Sept. 11, 2004	Morehead State	3	2	0	Nov. 9, 1991	Nov. 4, 1995
Bradley	2	1	0	1967	1970	Murray State	12	40	1	Oct. 29, 1926	Nov. 10, 2018
Carson-Newman	2	0	0	1958	1959	Nicholls State	0	1	0	Oct. 4, 1975	Oct. 4, 1975
Carthage College (Ill.)	2	0	0	1934	1939	North Alabama	0	1	0	1956	1956
Central Arkansas	7	7	1	Sept. 18, 1953	Sept. 13, 1986	Northeastern Oklahoma A&M	0	2	0	1963	1964
Central Iowa State	0	1	0	1951	1951	Northern Iowa	1	1	0	Nov. 18, 1980	Oct. 16, 1982
Central Michigan	0	2	0	Sept. 18, 2004	Aug. 30, 2012	Northern Michigan	0	2	0	1964	Oct. 13, 1984
Central Missouri	37	24	7	1906	Nov. 3, 1990	Northwest Missouri State	34	27	2	Oct. 10, 1924	Sept. 22, 1990
Central Wesleyan	2	0	0	1922	1923	Oakland City College	2	0	0	1933	1934
Charleston Athletic Club	0	1	0	1915	1915	Ohio University	0	1	0	Aug. 28, 2003	Aug. 28, 2003
Christian Brothers	0	4	0	1912	1916	Pittsburg State	0	2	0	Aug. 30, 1989	Sept. 29, 1990
Cincinnati	0	2	0	Aug. 30, 2007	Sept. 12, 2009	Poplar Bluff Athletic Club	1	0	0	1904	1904
Dayton	1	1	0	Sept. 9, 2017	Sept. 8, 2018	Purdue	0	1	0	Sept. 17, 2011	Sept. 17, 2011
Culver-Stockton	2	0	1	1940	1949	Quincy	2	0	0	Nov. 10, 2001	Sept. 3, 2009
Delta State	4	23	1	1954	Sept. 26, 1987	Rose-Hulman	1	0	0	1940	1940
DeSoto Athletic Club	1	0	0	1916	1916	Saint Louis	0	13	0	1905	1923
Drake	0	1	0	Sept. 23, 1960	Sept. 23, 1960	Samford	3	5	0	Oct. 5, 1991	Sept. 22, 2007
Eastern Illinois	8	18	0	Sept. 29, 1956	Nov. 17, 2018	Sam Houston State	0	2	0	Sept. 11, 1993	Sept. 10, 1994
Eastern Kentucky	5	25	0	Sept. 15, 1990	Nov. 9, 2019	Shorter University (Ga.)	0	1	0	Sept. 26, 2015	Sept. 26, 2015
Eastern Michigan	0	2	0	Sept. 1, 2001	Sept. 14, 2002	Shurtleff College	3	1	0	1911	1922
Eastern Washington	0	1	0	Dec. 4, 2010	Dec. 4, 2010	Sikeston Athletic Club	2	2	1	1912	1918
Evansville	17	6	1	1931	Sept. 18, 1982	South Dakota	1	0	0	1958	1958
Farmington Athletic Club	2	0	0	1911	1916	Southeastern Louisiana	1	1	0	Aug. 29, 2013	Sept. 20, 2014
Grand Valley State	0	1	0	Oct. 29, 1988	Oct. 29, 1988	Southeastern Oklahoma State	0	2	0	1948	1949
Haskell Indian Nations Univ.	1	0	0	1930	1930	Southern Illinois	42	37	8	1909	Aug. 29, 2019
Hawai'i	0	1	0	Nov. 12, 1994	Nov. 12, 1994	Southwest Baptist	5	2	0	Oct. 29, 1987	Nov. 6, 2010
Henderson State	1	0	0	1955	1955	Stony Brook	1	0	0	Nov. 24, 2018	Nov. 24, 2018
Hendrix College	5	1	0	1936	1947	St. Ambrose	1	0	1	1958	1959
Hillsdale	0	1	0	1959	1959	St. Benedict's	3	0	0	1960	1962
Illinois College	0	1	0	1936	1936	Tennessee State	12	14	0	Oct. 19, 1991	Nov. 3, 2018
Illinois State	3	7	0	Nov. 13, 1943	Sept. 22, 2001	Tennessee Tech	13	15	0	Oct. 12, 1991	Oct. 5, 2019
Indiana State	4	5	0	Sept. 17, 2016	Sept. 19, 2015	Troy	1	1	0	Sept. 5, 1987	Sept. 3, 1988
Jackson Athletic Club	6	1	0	1904	1919	Truman State	24	40	2	1906	Sept. 3, 1998
Jacksonville State	7	17	0	1961	Oct. 19, 2019	Upper Iowa	1	0	0	1941	1941
Kansas	0	2	0	Sept. 6, 2014	Sept. 2, 2017	Urbana (Ohio)	1	0	0	Nov. 2, 2013	Nov. 2, 2013
Kent State	0	1	0	Sept. 10, 2005	Sept. 10, 2005	UT Martin	17	18	0	Oct. 8, 1966	Oct. 26, 2019
Kentucky State	2	0	0	Nov. 13, 1993	Sept. 1, 1994	Washburn	3	0	0	1971	Oct. 13, 1990
Lambuth	1	0	0	Aug. 30, 1997	Aug. 30, 1997	Washington University (Mo.)	0	4	1	1906	1950
Lincoln University	19	1	0	Oct. 31, 1970	Nov. 11, 1989	Weber State	0	1	0	Dec. 1, 2018	Dec. 1, 2018
Louisiana-Monroe	0	2	0	Sept. 18, 1965	Sept. 17, 1966	Western Illinois	1	0	0	1944	1944
Macomb Teachers College	1	0	0	1944	1944	Western Kentucky	1	10	0	Nov. 15, 1952	Sept. 23, 2000
Marshall	0	1	0	Aug. 31, 2000	Aug. 31, 2000	Westminster College	1	1	1	1917	1931
Mars Hill College	1	0	0	Sept. 8, 2012	Sept. 8, 2012	West Virginia State	1	0	1	Sept. 21, 2019	Sept. 21, 2019
Mayfield College (Mo.)	3	0	0	1916	1925	William Penn	1	0	0	1940	1940
McKendree College	1	5	2	1920	1932						
Memphis	1	3	2	Sept. 3, 2016	1934	2019 Opponent					
Memphis Navy	1	0	0	1954	1954						
Middle Tennessee State	2	9	0	1947	Sept. 28, 2002						
Millikin	2	0	0	1950	1951						



SOUTHERN ILLINOIS 26
#17 SOUTHEAST MISSOURI 44

August 29, 2019 • Houck Field • Attendance: 8,312

CAPE GIRARDEAU, Mo.— Daniel Santacaterina threw for 248 yards and a touchdown, and ran for two other scores to lead #17 Southeast Missouri to a 44-26 season-opening win over longtime rival Southern Illinois in front of a raucous crowd of 8,312 at Houck Field.

SEMO started slow and trailed 14-7 before scoring 30-straight points on its way to burying the Salukis for the second-straight season. The Redhawks and Salukis met for the 87th time in the longest rivalry for both schools.

Down seven with 5:44 remaining in the second quarter, Zion Custis ignited SEMO's scoring surge with a 4-yard touchdown run that ended a four-play, 65-yard drive. Santacaterina completed an 18-yard pass to Aaron Alston and followed that up with a 34-yard completion to Kristian Wilkerson to set up Custis' touchdown.

SEMO managed to get in the end zone once more just before the half when Mark Robinson hit paydirt on a 1-yard plunge with 37 seconds left to put the Redhawks up, 20-14, at the intermission.

After scoring 20 second-quarter points, SEMO tacked on 17 more in the third.

Kendrick Tiller kicked a 22-yard field goal and Santacaterina scored his second rushing touchdown on a 7-yard run. Wilkerson then made a highlight-reel one-handed catch on a 47-yard pass from Santacaterina and made an 18-yard touchdown reception on the next play to widen SEMO's lead to 37-14 with just under two minutes (1:57) in the third quarter.

Geno Hess completed SEMO's scoring with a 1-yard touchdown run at the 10:41 mark in the fourth quarter.

Six different Redhawks scored points as SEMO racked up 529 yards of total offense.

Santacaterina completed 14-of-24 passes and ran for 54 yards to lead the way. Custis (78), Hess (77) and Robinson (72) each added over 70

yards rushing. As a team, SEMO finished with 281 yards on the ground.

Wilkerson caught six passes for 146 yards, going over 100 receiving yards for the seventh time in his career.

Defensively, the reigning FCS National Defensive Player of the Year Zach Hall notched a game-high 19 tackles, including 15 in the first half. Hall went over 300 tackles in his career. He also had two tackles for loss and a sack.

SEMO forced one turnover when Marcus Lucas intercepted a tipped pass by Justin Swift deep in the Redhawks territory during the first quarter.

The Redhawks won the War for the Wheel again and, as a result, the ship's wheel trophy remains in Cape Girardeau.

SEMO improved to 10-19 all-time in season-openers since moving to NCAA Division I in 1991. The Redhawks also won their eighth-straight home game and beat the Salukis in back-to-back seasons for the first time since 2001 (24-5) and 2002 (21-14).

Score by Quarters	1	2	3	4	OT	Score	
Southern Illinois	7	7	0	12	-	26	Record: 0-1
#17 Southeast Missouri	0	20	17	7	-	44	Record: 1-0

Scoring Summary

1st	7:28	SIU	Williams Jr. 1 yd run (Cerra kick)
2nd	10:06	SEMO	Santacaterina 3 yd run (Tiller kick)
	5:44	SIU	Davis 17 yd run (Cerra kick)
	4:30	SEMO	Custis 4 yd run (Tiller kick blocked)
3rd	0:37	SEMO	Robinson 1 yd run (Tiller kick)
	8:47	SEMO	Tiller 22 yd field goal
	3:47	SEMO	Santacaterina 7 yd run (Tiller kick)
4th	1:57	SEMO	Wilkerson 18 yd pass from Santacaterina (Tiller kick)
	14:09	SIU	Davis 2 yd run (Labanowitz pass failed)
	10:41	SEMO	Hess 1 yd run (Tiller kick)
	5:20	SIU	Elliott 4 yd run (Labanowitz pass failed)

	SIU	SEMO
First Downs	18	28
Rushes-Yards (Net)	40-170	49-281
Passing Yards (Net)	217	248
Passes Comp-Att-Int	16-28-1	15-25-1
Total Offense Plays-Yards	68-387	74-529
Fumble Returns-Yards-TD	0-0-0	0-0-0
Punt Returns-Yards-TD	1-4-0	2-37-0
Kickoff Returns-Yards-TD	5-111-0	2-34-0
Interceptions-Yards-TD	1-0-0	1-9-0
Punts (Number-Avg)	5-40.4	3-39.0
Fumbles-Lost	0-0	1-0
Penalties-Yards	11-94	12-81
Possession Time	28:24	31:36
Third-Down Conversions	8-15	6-13
Fourth-Down Conversions	1-2	1-1
Red-Zone Scores-Chances	4-5	7-7
Sacks By: Number-Yards	0-0	2-8

GAME
1



Rushing (Att.-Yds.-TD): SIU - Davis, D.J. 22-125-2; Elliott, Romeir 9-39-1; Williams Jr. 2-7-1; Labanowitz, Stone 6-2-0; Burton, Je'Quan 1-3-0. SEMO - Custis, Zion 12-78-1; Hess, Geno 13-77-1; Robinson, Mark 16-72-1; Santacaterina, Daniel 8-54-2.

Passing (C-A-I-TD-Yds.): SIU - Labanowitz, Stone 16-28-1-0-217. Santacaterina, Daniel 14-24-1-1-248; Pyle, Joe 1-1-0-0-0.

Receiving (No.-Yds.-TD): SIU - Bonansinga, Sam 4-16-0; Lenoir, Landon 3-38-0; Kilby, Nigel 2-49-0; Burton, Je'Quan 2-42-0; Thompson, Sam 1-31-0; Davis, D.J. 1-19-0; Garrett, Jacob 1-11-0; Elliott, Romeir 1-8-0; Cox, Avante 1-3-0. SEMO - Wilkerson, Kristian 6-146-1; Alston, Aaron 5-91-0; Cornett, Colby 3-10-0; Smith, Zack 1-1-0.

Leading Tacklers: SIU - Brown, Qua 16. SEMO - Hall, Zach 19.





GAME RECAPS

#12 SOUTHEAST MISSOURI 17
#13 MONTANA STATE 38

September 7, 2019 • Bobcat Stadium • Attendance: 19,497

Score by Quarters	1	2	3	4	OT	Score	
#12 Southeast Missouri	0	10	0	7	-	17	Record: 1-1
#13 Montana State	10	0	28	0	-	38	Record: 1-1

Scoring Summary

1st	12:28	MSU	Andersen 38 yd run (Bailey kick)
	3:37	MSU	Bailey 34 yd field goal
2nd	11:01	SEMO	Wilkerson 5 yd pass from Santacaterina (Tiller kick)
	0:00	SEMO	Tiller 55 yd field goal
3rd	13:58	MSU	Hosey 9 yd run (Bailey kick)
	7:12	MSU	Andersen 2 yd run (Bailey kick)
	5:36	MSU	Jones 55 yd pass from Jonsen (Bailey kick)
	1:38	MSU	Tucker II 4 yd run (Bailey kick)
4th	11:55	SEMO	Robinson 1 yd run (Tiller kick)

	SEMO	MSU
First Downs	12	21
Rushes-Yards (Net)	37-131	46-265
Passing Yards (Net)	114	191
Passes Comp-Att-Int	13-29-1	14-26-0
Total Offense Plays-Yards	66-245	72-456
Fumble Returns-Yards-TD	0-0-0	0-0-0
Punt Returns-Yards-TD	3-64-0	3-36-0
Kickoff Returns-Yards-TD	4-86-0	2-55-0
Interceptions-Yards-TD	0-0-0	1-27-0
Punts (Number-Avg)	10-41.3	5-38.8
Fumbles-Lost	1-0	1-1
Penalties-Yards	11-97	5-65
Possession Time	28:40	31:20
Third-Down Conversions	3-15	5-14
Fourth-Down Conversions	1-2	1-2
Red-Zone Scores-Chances	2-3	4-5
Sacks By: Number-Yards	1-10	5-32

GAME
2



Rushing (Att.-Yds.-TD): SEMO - Hess, Geno 13-90-0; Robinson, Mark 8-32-1; Custis, Zion 5-20-0; Pyle, Joe 2--1-0; Santacaterina, Daniel 9--10-0. MSU - Ifanse, Isaiah 11-114-0; Andersen, Troy 6-102-2; Jones, Logan 8-27-0; Hosey, DeMareus 6-21-1; Tucker II, Karl 4-20-1; Jonsen, Travis 5-17-0; Patterson, W. 2--1-0; Bauman, Casey 3--8-0; TEAM 1--27-0.

Passing (C-A-I-TD-Yds.): SEMO - Santacaterina, Daniel 13-28-1-1-114; Pyle, Joe 0-1-0-0-0. MSU - Bauman, Casey 13-25-0-0-136; Jonsen, Travis 1-1-0-1-55.

Receiving (No.-Yds.-TD): SEMO - Wilkerson, Kristian 6-77-1; Alston, Aaron 3-26-0; Custis, Zion 2-9-0; Cornett, Colby 1-2-0; Smith, Zack 1-0-0. MSU - Kassis, Kevin 6-85-0; Jonsen, Travis 3-25-0; Patterson, W. 2-9-0; Jones, Logan 1-55-1; Hosey, DeMareus 1-14-0; Andersen, Troy 1-3-0.

Leading Tacklers: SEMO - Knighten, Bydarrius 10; Hall, Zach 10; Swift, Justin 10. MSU - Benson 7.



BOZEMAN, Mont. – #13 Montana State rushed for 265 yards, had a pair of 100-yard rushers and scored 28 third-quarter points to beat #12 Southeast Missouri, 38-17, on a cool Saturday night in front of a sellout crowd of 19,497 at Bobcat Stadium.

Isaiah Ifanse ran for 114 yards and Troy Andersen added 102 yards and two touchdowns as the Bobcats averaged nearly six yards per carry (5.8) for the night.

MSU broke a 10-10 halftime deadlock by scoring 28 points in the third quarter and never looked back.

The Bobcats started the second half with a quick 3-play, 65-yard drive in just 1:02. All of MSU's yards came on the ground as Andersen broke free for a 44-yard run that was followed by a 9-yard touchdown run by DeMareus Hosey.

After SEMO punted, MSU went 65 yards again and capped its scoring drive with a 2-yard run by Andersen to widen its lead to 24-10.

The Redhawks went three-and-out on their next possession and MSU capitalized once more. On the second play, Travis Jonsen hooked up with Logan Jones for a 55-yard strike.

MSU scored on its fourth-straight drive when Karl Tucker II plunged four yards into the end zone extending the Bobcats lead to 38-10 with 1:38 left in the third quarter.

SEMO managed to put the game's final points on the board with a 1-yard run by Mark Robinson.

Immediately after Robinson's touchdown, Adam Krause recovered his own onside kick at the SEMO 46-yard line, but the Redhawks came up empty.

SEMO fell behind 10-0 in the first quarter.

Jake Reynolds' first punt was blocked by Coy Steel setting up MSU's first score which came on a 38-yard touchdown run by Andersen a little over two-and-a-half minutes into the contest.

Tristan Bailey kicked a 34-yard field goal to push the Bobcats lead to

10-0 with 3:37 remaining. Bailey's kick capped a 14-play, 63-yard march.

Bryson Donnell recovered a fumbled snap on a MSU punt at the Bobcats 9-yard line. Daniel Santacaterina completed a 10-yard pass to Zion Custis and then found Kristian Wilkerson in the end zone for a 5-yard completion on third down to make it a 10-7 game at the 11:01 mark of the second quarter. For Wilkerson, it was his second touchdown reception of the season and 25th of his career.

Late in the first half, Santacaterina's pass was intercepted by Jahque Alleyne, but a roughing the passer penalty gave the Redhawks a first down at the MSU-38.

Kendrick Tiller then came on and kicked a 55-yard field goal that just cleared the crossbar to tie the game, 10-10, at the intermission. The field goal was the longest of Tiller's career and tied for second in both SEMO football and MSU Bobcat Stadium history.

MSU outgained SEMO 140-55 in rushing yards during the first half. Ifanse ran for all 114 of his yards in the game's first 30 minutes.

The Bobcats finished with 456 yards of total offense.

Geno Hess ran for 90 yards on 13 carries and averaged 6.9 yards per touch to lead SEMO. Wilkerson also caught six passes for 77 yards.

Defensively, Bydarrius Knighten, Zach Hall and Justin Swift each had 10 tackles. Bryant Pirtle recorded his first sack as a Redhawk, as well.



#19 SOUTHEAST MISSOURI 0 MISSOURI 50

September 14, 2019 • Faurot Field/Memorial Stadium • Attendance: 56,620

COLUMBIA, Mo.— Junior Jake Reynolds broke a single-game school record with 14 punts as #19 Southeast Missouri was shutout by Southeastern Conference member Missouri, 50-0, Saturday night in the 500th game played at Faurot Field/Memorial Stadium.

Reynolds, who hails from Wildwood, Missouri, broke his own previous record of 11 punts in SEMO's Football Championship Subdivision Playoff win over Stony Brook a year ago. His 14 punts sailed 576 yards for an average of 41.1 yards per attempt against the Tigers.

Missouri put the game out of reach early scoring 27 points in first 8:19 of the contest.

The Tigers went 75 yards in seven plays on the opening drive of the game and scored the first touchdown on a 3-yard run by Larry Rountree III less than three minutes in.

On SEMO's third play from scrimmage, Daniel Santacaterina was intercepted by Cale Garrett. Garrett returned his pick 27 yards to the end zone. Tucker McCann's point after attempt was blocked.

After the Redhawks went three-and-out, Missouri began its next drive with a 54-yard completion from Kelly Bryant to Jalen Knox moving the Tigers to the SEMO 6-yard line. Two plays later, Bryan hit Albert Okwuegbunam on a 3-yard touchdown pass to give the Tigers a 20-0 advantage at the 8:41 mark of the first quarter.

Two minutes later, Missouri scored again, this time on a 71-yard punt return by Richaud Floyd to make it a 27-0 game.

The Tigers added 10 more points in the second quarter with a 2-yard touchdown run by Rountree III and a 44-yard field goal by Tucker McCann to grab a 37-0 lead at the half.

After a 10-point third quarter, Missouri polished off its shutout with a 52-yard field goal by McCann at the 12:32 mark of the fourth period.

SEMO had scored in 90-straight games prior to being shutout tonight. It was the first time the Redhawks went scoreless since a 59-0 loss at Purdue on Sept. 17, 2011.

The Redhawks punted on all but two of their 16 drives and went three-and-out on nine occasions. SEMO made it into Missouri territory just once and was outgained, 501-94. The 94 total yards were the Redhawks third-fewest in a game during their NCAA Division I era.

Santacaterina completed 7-of-22 passes for 45 yards as one of three SEMO quarterbacks who played against Missouri. Joe Pyle threw for 13 yards on 2-of-6 passes and redshirt-freshman Jacob Buie attempted four passes in his first career college game.

Mark Robinson picked up 19 of SEMO's 40 rushing yards and nine different Redhawk receivers had a catch.

Defensively, Al Young led SEMO with five tackles and one interception.

Rountree III ran for 142 yards and two touchdowns, Bryant completed 15-of-20 passes for 225 yards and a touchdown, and Knox caught two passes for 104 yards to lead Missouri.

Score by Quarters	1	2	3	4	OT	Score
#19 Southeast Missouri	0	0	0	0	-	0
Missouri	27	10	10	3	-	50

Record: 1-2
Record: 2-1

Scoring Summary

1st	12:05	MU	Rountree 3 yd run (McCann kick)
	11:07	MU	Garrett 27 yd interception return (McCann kick blocked)
	8:41	MU	Okwuegbunam 3 yd pass from Bryant (McCann kick)
	6:41	MU	Floyd 71 yd punt return (McCann kick)
2nd	1:32	MU	Rountree 2 yd run (McCann kick)
	0:05	MU	McCann 44 yd field goal
3rd	9:33	MU	McCann 42 yd field goal
	4:42	MU	Badie 6 yd run (McCann kick)
4th	12:32	MU	McCann 52 yd field goal

	SEMO	MISSOURI
First Downs	8	19
Rushes-Yards (Net)	32-40	40-259
Passing Yards (Net)	54	242
Passes Comp-Att-Int	11-32-1	16-25-1
Total Offense Plays-Yards	64-94	65-501
Fumble Returns-Yards-TD	0-0-0	0-0-0
Punt Returns-Yards-TD	3-27-0	5-95-1
Kickoff Returns-Yards-TD	0-0-0	0-0-0
Interceptions-Yards-TD	1-12-0	1-27-0
Punts (Number-Avg)	14-41.1	5-55.4
Fumbles-Lost	0-0	0-0
Penalties-Yards	6-50	9-79
Possession Time	30:57	29:03
Third-Down Conversions	2-18	2-10
Fourth-Down Conversions	0-0	0-0
Red-Zone Scores-Chances	0-0	5-6
Sacks By: Number-Yards	1-2	3-19

GAME 3




Rushing (Att.-Yds.-TD): SEMO - Robinson, Mark 11-19-0; Custis, Zion 10-17-0; Hess, Geno 6-17-0; Pyle, Joe 1-6-0; Santacaterina, Daniel 4--7-0. MU - Rountree, Larry 18-142-2; Badie, Tyler 7-73-1; Watkins, A. 6-19-0; Downing, Dawson 5-17-0; Bryant, Kelly 2-6-0; Bakare, Simi 1-1-0; Bazalak, Connor 1-1-0.

Passing (C-A-I-TD-Yds.): SEMO - Santacaterina, Daniel 7-22-1-0-45; Pyle, Joe 2-6-0-0-13; Buie, Jacob 2-4-0-0-4. MU - Bryant, Kelly 15-20-1-225; Powell, Tyler 1-5-0-0-17.

Receiving (No.-Yds.-TD): SEMO - Alston, Aaron 2-13-0; Smith, 2-1-0; Wilkerson, Kristian 1-15-0; Foster, Jordan 1-12-0; Cornett, Colby 1-8-0; Strauss, Caleb 1-5-0; Robinson, Mark 1-1-0; Waller, Taylen 1-1-0; Hess, Geno 1-2-0. MU - Banister, B. 3-37-0; Rountree, Larry 3-16-0; Knox, Jalen 2-104-0; Okwuegbunam, A. 2-24-1; Johnson, J. 2-3-0; Nance, Jonathan 1-18-0; Scott, Kam 1-17-0; Badie, Tyler 1-17-0; Parker, Daniel 1-6-0.

Leading Tacklers: SEMO - Young, Al 6. MU - Wilkins, C., Garrett, Cale, Brooks, Jamal 5.





GAME RECAPS

**WEST VIRGINIA STATE 10
#23 SOUTHEAST MISSOURI 56**

September 21, 2019 • Houck Field • Attendance: 5,324

CAPE GIRARDEAU, Mo. – #23
Southeast Missouri racked up 668 yards of total offense and put an end to a two-game losing skid with a commanding 56-10 victory over West Virginia State during Family Weekend at Houck Field.

SEMO's 668 yards marked the second-most total yards in a game during its NCAA Division I era.

Daniel Santacaterina completed 15-of-20 passes for a season-high 279 yards and was responsible for three touchdowns (2 passing, 1 rushing). Geno Hess paved the way with 96 yards and two touchdowns on 10 carries and Mark Robinson followed with 92 yards and a touchdown as the Redhawks piled up 382 yards on the ground.

Three other Redhawks, including Santacaterina, Zion Custis and walk-on Brayden Hull also scored a rushing touchdown.

WVSU faked a punt on a fourth-and-9 and Dant'e Jones ran 31 yards for a first down on the opening drive of the game. The Yellow Jackets managed to get to SEMO's 14-yard line before Martin Ahlstroee's 27-yard field goal sailed wide right.

The Redhawks scored on their next two possessions after that.

Custis picked up 39 yards on five carries and ripped off a 29-yard run to give SEMO a first-and-Goal at the WVSU-5. After the Redhawks were backed up to the Yellow Jackets' 18-yard line following a holding penalty, Santacaterina dashed 18 yards to the end zone to give SEMO a 7-0 lead with 6:51 remaining in the first quarter.

SEMO's defense forced a three-and-out and the Redhawks took over on downs at midfield. On the next play, Santacaterina threw a 50-yard touchdown pass to Aaron Alston extending the Redhawks lead to 14-0 at the 5:17 mark. Alston scored his first touchdown of the year.

The Redhawks scored twice more in the second quarter to stretch their lead to 28-0 at halftime.

Colby Cornett caught a 26-yard pass from Santacaterina and Hess hit paydirt on an 8-yard run for those scores.

SEMO polished off its victory with another four touchdowns in the second half with 21 of those points coming in the fourth quarter.

Custis scored on a 2-yard run to cap SEMO's longest drive of nine plays and 92 yards with 2:54 left to play in the third quarter.

Hess then scored his second touchdown on a 24-yard run, Robinson crossed the goal line on a 21-yard rush and Hull scored his first career touchdown from eight yards out.

SEMO won its ninth-straight game at home and scored on eight of its 11 drives.

Zach Hall and Lawrence Johnson led the Redhawks defense with seven tackles apiece. Al Young also had an interception. Young tore his Achilles on the play and will miss the rest of the season.

Score by Quarters	1	2	3	4	OT	Score	
West Virginia State	0	0	10	0	-	10	Record: 2-1
#23 Southeast Missouri	14	14	7	21	-	56	Record: 2-2

Scoring Summary			
1st	6:51	SEMO	Santacaterina 18 yd run (Tiller kick)
	5:17	SEMO	Alston 50 yd pass from Santacaterina (Tiller kick)
2nd	7:13	SEMO	Cornett 26 yd pass from Santacaterina (Tiller kick)
	2:24	SEMO	Hess 8 yd run (Tiller kick)
3rd	13:15	WVSU	Scott 20 yd pass from Riddick (Ahlstroee kick)
	2:54	SEMO	Custis 2 yd run (Tiller kick)
	0:53	WVSU	Ahlstroee 34 yd field goal
4th	13:11	SEMO	Hess 24 yd run (Tiller kick)
	6:18	SEMO	Robinson 21 yd run (Tiller kick)
	3:40	SEMO	Hull 8 yd run (Tiller kick)

	WVSU	SEMO
First Downs	16	29
Rushes-Yards (Net)	32-113	46-382
Passing Yards (Net)	159	287
Passes Comp-Att-Int	16-35-1	16-21-0
Total Offense Plays-Yards	67-272	67-668
Fumble Returns-Yards-TD	0-0-0	0-0-0
Punt Returns-Yards-TD	1-0-0	2-17-0
Kickoff Returns-Yards-TD	8-200-0	1-17-0
Interceptions-Yards-TD	0-0-0	1-0-0
Punts (Number-Avg)	7-37.3	2-46.0
Fumbles-Lost	0-0	0-0
Penalties-Yards	14-105	10-114
Possession Time	30:39	29:21
Third-Down Conversions	4-16	5-10
Fourth-Down Conversions	1-2	1-1
Red-Zone Scores-Chances	2-3	5-5
Sacks By: Number-Yards	1-7	2-15

GAME
4



Rushing (Att.-Yds.-TD): WVSU - Carter, Taylor 6-43-0; Jones, Dant'e 1-31-0; Hensley, Austin 2-21-0; Lucas, Dylan 10-20-0; Cunnin, Keedrick 8-12-0; Riddick, Donovan 3-6-0; Jude, Jasper 2-8-0. SEMO - Hess, Geno 10-96-2; Robinson, Mark 11-92-1; Custis, Zion 12-76-1; Pyle, Joe 2-47-0; Santacaterina, Daniel 6-46-1; Hull, Brayden 5-25-1.

Passing (C-A-I-TD-Yds.): WVSU - Hensley, Austin 10-20-0-0-92; Riddick, Donovan 4-8-1-1-61; Jude, Jasper 2-6-0-0-6; Brown, Tyler 0-1-0-0-0. SEMO - Santacaterina, Daniel 15-20-0-2-279; Pyle, Joe 1-1-0-0-8.

Receiving (No.-Yds.-TD): WVSU - Pate, Zach 7-52-0; Scott, Isiah 5-88-1; Lucas, Dylan 2-7-0; Barrette, AJ 1-11-0; Lyte, Tyrone 1-1-0. SEMO - Alston, Aaron 4-90-1; Wilkerson, Kristian 4-71-0; Cornett, Colby 4-53-1; Williams, Eric 2-58-0; Custis, Zion 1-11-0; Robinson, Mark 1-4-0.

Leading Tacklers: WVSU - Stanley, Cody 8, Crouser, Dustin 8. SEMO - Johnson, Lawrence 7, Hall, Zach 7.





TENNESSEE TECH 37
#23 SOUTHEAST MISSOURI 43

October 5, 2019 • Houck Field • Attendance: 4,373

CAPE GIRARDEAU, Mo. – Southeast Missouri scored the final 13 points to beat Tennessee Tech, 43-37, in a dramatic double overtime affair Saturday night at Houck Field.

Tied, 30-30, after TTU's Haidar Zaidan kicked a 51-yard field goal, the Golden Eagles pulled ahead by seven on a 3-yard touchdown pass from Bailey Fisher to Andrew Goldsmith during TTU's first possession of overtime.

Mark Robinson answered with a 16-yard touchdown run to force a second overtime period.

After TTU elected to go on defense, Zion Custis broke free for a 13-yard touchdown run to put SEMO ahead, 43-37. Kendrick Tiller then missed his second extra point.

The Redhawk defense, which was remarkable all night, came up a huge stop to put SEMO's Ohio Valley Conference opening win on ice. SEMO dropped Fisher for a loss of three yards. After that, Fisher threw three incompletions.

Early on, the teams combined for three turnovers in a quick stretch of 83 seconds. DJ Freeman intercepted Fisher's pass on the first drive of the game.

On the fourth play of SEMO's opening possession, Adam Swayze picked off Daniel Santacaterina in TTU's end zone. The Redhawks, however, got the ball right back when Derrick Calhoun hit David Gist on the ensuing play. Gist fumbled and Ryan Ochoa recovered at the TTU 20-yard line.

SEMO capitalized on its fumble recovery by scoring the game's first points on a 2-yard touchdown run by Robinson.

The Golden Eagles responded by scoring the next 17 points to take a 27-20 advantage.

Fisher hit paydirt on a 5-yard run at the 9:23 mark of the third quarter to break the 20-20 halftime score.

Tiller's 35-yard field goal and a 1-yard touchdown run by Geno Hess gave SEMO a 30-27 edge.

Kristian Wilkerson caught five passes for 124 yards en route to breaking SEMO's all-time career record in receiving yardage. Wilkerson, who recorded his eighth career 100-yard receiving game, surpassed Willie Ponder for the new mark. He now has 2,623 receiving yards.

Custis ran for over 100 yards for the first time in his college career. He ran the ball 18 times for 117 yards and scored the game's final touchdown.

SEMO finished with 393 yards of total offense, including 221 on the ground.

Fisher completed 26-of-54 passes for 290 yards and two touchdowns, and ran for 68 yards and another score to lead the Golden Eagles. Fleming also had nine catches for 108 yards.

TTU racked up 421 total yards.

Defensively, Calhoun posted a game and career-high 12 tackles and forced a fumble to top the Redhawks. DJ Freeman added six tackles, a sack, one interception and two pass breakups, as well.

Score by Quarters	1	2	3	4	OT	Score	
Tennessee Tech	7	13	7	3	7	37	Record: 4-2, 1-1 OVC
#23 Southeast Missouri	6	14	3	7	13	43	Record: 3-2, 1-0 OVC

Scoring Summary

1st	10:20	SEMO	Robinson 2 yd run (Tiller kick failed)
	6:38	TTU	Fleming 12 yd run (Zaidan kick)
2nd	12:46	TTU	Zaidan 33 yd field goal
	8:27	SEMO	Alston 9 yd pass from Santacaterina (Tiller kick)
	6:19	SEMO	Robinson 5 yd run (Tiller kick)
	4:21	TTU	Gist 66 yd pass from Fisher (Zaidan kick)
	0:00	TTU	Zaidan 35 yd field goal
3rd	9:23	TTU	Fisher 5 yd run (Zaidan kick)
	3:21	SEMO	Tiller 35 yd field goal
4th	1:36	SEMO	Hess 1 yd run (Tiller kick)
	0:31	TTU	Zaidan 51 yd field goal
OT	15:00	TTU	Goldsmith 3 yd pass from Fisher (Zaidan kick)
	15:00	SEMO	Robinson 16 yd run (Tiller kick)
	15:00	SEMO	Custis 13 yd run (Tiller kick failed)

	TTU	SEMO
First Downs	26	23
Rushes-Yards (Net)	39-131	46-221
Passing Yards (Net)	290	172
Passes Comp-Att-Int	26-54-1	12-27-1
Total Offense Plays-Yards	421	393
Fumble Returns-Yards-TD	0-0-0	0-0-0
Punt Returns-Yards-TD	0-0-0	1-2-0
Kickoff Returns-Yards-TD	5-122-0	2-36-0
Interceptions-Yards-TD	1-0-0	1-19-0
Punts (Number-Avg)	4-28.0	5-39.4
Fumbles-Lost	1-1	1-1
Penalties-Yards	6-44	6-60
Possession Time	33:42	26:18
Third-Down Conversions	8-19	7-14
Fourth-Down Conversions	2-3	1-1
Red-Zone Scores-Chances	5-6	7-8
Sacks By: Number-Yards	4-20	2-9

GAME 5



Rushing (Att.-Yds.-TD): TTU - Fisher, Bailey 19-68-1; Gist, David 6-18-0; Fleming, Metrius 2-16-1; Goldsmith, Andrew 6-14-0; Miller, Willie 5-13-0; Jones, John 1-2-0. SEMO - Custis, Zion 18-117-1; Robinson, Mark 13-77-3; Hess, Geno 7-36-1; Santacaterina, Daniel 8--9-0.

Passing (C-A-I-TD-Yds.): TTU - Fisher, Bailey 26-54-1-2-290. SEMO - Santacaterina, Daniel 12-27-1-1-172.

Receiving (No.-Yds.-TD): TTU - Fleming, Metrius 9-108-0; Gist, David 4-96-1; Jones, John 3-38-0; Stafford, Darrius 3-17-0; Hicks, Austin 2-15-0; Kilpatrick, T. 2-6-0; Wilkes, D.J. 1-4-0; Goldsmith, Andrew 1-3-1; Huner, Seth 1-3-0. SEMO - Wilkerson, Kristian 5-124-0; Cornett, Colby 3-5-0; Alston, Aaron 2-35-1; Williams, Eric 1-11-0; Smith, Zack 1--3-0.

Leading Tacklers: TTU - Moore, Aderick 11. SEMO - Calhoun, Derrick 12.





GAME RECAPS

**#20 SOUTHEAST MISSOURI 24
AUSTIN PEAY 28**

October 12, 2019 • Fortera Stadium • Attendance: 6,343

Score by Quarters	1	2	3	4	OT	Score	
#20 Southeast Missouri	3	0	14	7	-	24	Record: 3-3, 1-1 OVC
Austin Peay	0	7	7	14	-	28	Record: 4-2, 2-0 OVC

Scoring Summary

1st	3:56	SEMO	Tiller 22 yd field goal
2nd	12:31	APSU	Tanner 23 yd run (Birchfield kick)
3rd	11:37	APSU	Wilson 8 yd pass from Craig (Birchfield kick)
	8:58	SEMO	Wilkerson 25 yd pass from Santacaterina (Tiller kick)
4th	5:42	SEMO	Wilkerson 12 yd pass from Santacaterina (Tiller kick)
	13:57	APSU	Tanner 11 yd pass from Craig (Birchfield kick)
	9:52	SEMO	Alston 13 yd pass from Santacaterina (Tiller kick)
	6:10	APSU	Tanner 2 yd run (Birchfield kick)

	SEMO	APSU
First Downs	15	20
Rushes-Yards (Net)	36-124	39-142
Passing Yards (Net)	221	243
Passes Comp-Att-Int	15-24-2	17-28-0
Total Offense Plays-Yards	60-345	67-385
Fumble Returns-Yards-TD	0-0-0	0-0-0
Punt Returns-Yards-TD	1-11-0	1-1-0
Kickoff Returns-Yards-TD	3-63-0	5-107-0
Interceptions-Yards-TD	0-0-0	2-47-0
Punts (Number-Avg)	7-42.6	8-35.2
Fumbles-Lost	1-0	1-0
Penalties-Yards	11-85	10-71
Possession Time	29:34	30:26
Third-Down Conversions	2-12	5-15
Fourth-Down Conversions	0-1	1-1
Red-Zone Scores-Chances	3-3	3-5
Sacks By: Number-Yards	1-2	2-14



Rushing (Att.-Yds.-TD): SEMO - Custis, Zion 12-66-0; Robinson, Mark 10-37-0; Hess, Geno 7-20-0; Santacaterina, Daniel 7-1-0. APSU - Tanner, Ahmaad 22-76-2; Craig, JaVaughn 8-38-0; Momodu, Prince 1-2-0; TEAM 1-2-0.

Passing (C-A-I-TD-Yds.): SEMO - Santacaterina, Daniel 15-24-2-3-221. APSU - Craig, JaVaughn 17-28-0-2-243.

Receiving (No.-Yds.-TD): SEMO - Wilkerson, Kristian 5-122-2; Alston, Aaron 5-78-1; Smith, Zack 2-11-0; Custis, Zion 2-3-0; Williams, Eric 1-7-0. APSU - Wilson, DeAngelo 6-89-1; Harley, Baniko 5-102-0; Tanner, Ahmaad 2-23-1; Barnes, Keenan 2-21-0; Goulbourne, K. 2-8-0.

Leading Tacklers: SEMO - Hall, Zach; Lucas, Marcus 8. APSU - McDonald, Jack 10.



CLARKSVILLE, Tenn.— Austin Peay made a big stop on a fourth-and-3 to secure a wild 28-24 win over #20 Southeast Missouri at Fortera Stadium.

Down four, SEMO needed to get to its own 41-yard line on fourth down, but Mark Robinson was tackled a yard short by Pat Walker and Jau'von Young.

APSU took over on downs, picked up a couple key first downs, and ran out the final 4:19 of play.

APSU held a 7-3 halftime lead before things turned into a shootout in the second half. The Redhawks and Governors combined for 42 points in the third and fourth quarters.

Trailing, 14-3, Kristian Wilkerson caught two touchdown passes in the third quarter to regain a 17-14 edge for the Redhawks. Wilkerson on receptions consisting of 25 and 12 yards. Both passes came from Daniel Santacaterina.

Santacaterina was intercepted by Trent Taylor at the start of the fourth quarter. Taylor returned his pick 35 yards to the SEMO 17-yard line.

The Governors later capitalized on the turnover when JaVaughn Craig hit Ahmaad Taylor for an 11-yard strike to put APSU ahead, 21-17.

SEMO and APSU exchanged touchdowns on their ensuing drives.

The Redhawks covered 52 yards in nine plays and grabbed the lead again when Santacaterina threw a 13-yard touchdown pass to Aaron Alston with 9:52 to play.

APSU then went 72 yards in eight plays and Tanner hit paydirt on a 2-yard run for the final score of the contest.

SEMO struggled to move the football against APSU's tough defense early.

The Redhawks, whose average field position was their own 21-yard line, went 3-and-out on three possessions, punted five times and threw an interception on their seven first-half drives.

Kendrick Tiller kicked a 22-yard field goal for the first points of the game as SEMO took a 3-0 lead with 3:56 left to play in the first quarter. Santacaterina threw a 45-yard completion to Wilkerson to get the Redhawks to the APSU 34-yard line.

A three-yard rush by Santacaterina later put SEMO at the Governors 8-yard line before Tiller's field goal capped the 9-play, 74-yard march.

APSU pulled ahead early in the second quarter when Ahmaad Tanner broke loose for a 23-yard touchdown run to finish off a Governors drive that began at the SEMO-45. Tanner's score gave the Governors a 7-3 lead.

Santacaterina completed 15-of-24 passes for 221 yards and three touchdowns. As a result, he went over 4,000 total yards in his two-year SEMO career.

Wilkerson had five catches for 122 yards and two touchdowns. He went over 100 receiving yards for the third time this season and ninth in his career. Wilkerson is now second all-time at SEMO with 27 receiving touchdowns.

SEMO put up 124 rushing yards against APSU, which entered the game with the Football Championship Subdivision's best run defense. The 124 yards were the second-most the Governors allowed on the ground this season.



**SOUTHEAST MISSOURI 24
#14 JACKSONVILLE STATE 21**

October 19, 2019 • Burgess-Snow Field • Attendance: 13,643

Score by Quarters	1	2	3	4	OT	Score
Southeast Missouri	0	7	3	14	-	24
#14 Jacksonville State	0	7	0	14	-	21

Record: 4-3, 2-1 OVC
Record: 5-3, 2-2 OVC

Scoring Summary

2nd	1:07	SEMO	Wilkerson 15 yd pass from Santacaterina (Tiller kick)
	0:00	JSU	Cooper 2 yd run (Wallace kick)
3rd	8:44	SEMO	Tiller 24 yd field goal
4th	4:21	SEMO	Wilkerson 80 yd pass from Santacaterina (Tiller kick)
	2:15	JSU	Hester 8 yd pass from Cooper (Wallace kick)
	1:47	SEMO	Alston 38 yd pass from Santacaterina (Tiller kick)
	0:07	JSU	Edwards 7 yd pass from Cooper (Wallace kick)

JACKSONVILLE, Ala. – Southeast Missouri had a season-high four takeaways and scored 14 fourth-quarter points to stun #14 Jacksonville State, 24-21, on a rainy day at Burgess-Snow Field.

SEMO beat JSU in Jacksonville for the first time in its NCAA Division I history. The Redhawks defeated the Gamecocks in back-to-back seasons for the first time since 1963 and 1964. And, with the win, the Redhawk seniors became the all-time winningest senior class in program history.

SEMO's senior class recorded their 19th win since the 2016 campaign and surpassed the 2010 class' total of 18 victories. The Redhawks gave Matukewicz his program-best sixth win over a ranked opponent, as well.

Tied, 7-7, at halftime, Kendrick Tiller kicked a 24-yard field goal to put SEMO ahead with 8:44 left to play in the third quarter. Tiller's field goal came after Justin Swift jarred the ball loose when he sacked Zerrick Cooper and Bryson Donnell recovered at the JSU-12.

On a day where it was tough to throw the football, the rain subsided enough for Daniel Santacaterina to throw a pair of touchdown passes in the fourth quarter.

After SEMO's defense held on fourth down, the Redhawks took over on downs at their own 25-yard line. Immediately following a false start penalty, Santacaterina completed an 80-yard touchdown pass to Kristian Wilkerson. Wilkerson's 29th career receiving touchdown tied a school record and widened the Redhawks lead to 17-7 with 4:21 to go in the fourth quarter. The 80-yard play tied SEMO's fourth longest reception in school history.

JSU answered on its ensuing drive by covering 79 yards in 10 plays and scoring on an 8-yard touchdown pass from Cooper to Jamari Hester in just under two minutes.

SEMO, however, delivered the dagger when Aaron Alston caught a 38-yard pass from Santacaterina, broke multiple tackles and plowed

his way into the end zone at the 1:47 mark. Alston's fourth touchdown this season gave the Redhawks a 24-14 advantage.

Neither team scored for the first 28:53 of play.

SEMO, which had 19 yards on its first 18 plays offensively, overshadowed that with outstanding defense forcing two turnovers and a fourth-down stop.

On JSU's first drive, Zach Hall dropped Jaelen Greene for no gain on a fourth-and-1 at the SEMO 27-yard line.

Following a SEMO punt, Ryan Ochoa forced a fumble when he hit Cooper. DJ Freeman recovered at the 50-yard line, but nothing came of the turnover.

The Redhawks registered their next takeaway in the second quarter when Bydarrus Knighten intercepted Cooper's pass in SEMO's end zone on a fourth-and-11. It was Knighten's first interception of the season and third in his career.

SEMO, after punting on six-straight drives, scored the game's first points with 1:07 remaining in the first half.

Santacaterina threw a 22-yard pass downfield to Eric Williams for a first down at the JSU-25. Three plays later, Santacaterina tossed a 15-yard touchdown pass to Wilkerson to put SEMO ahead 7-0.

JSU responded with a 7-play, 72-yard march in a quick minute to tie the game. Cooper plunged forward for a 2-yard touchdown and Bryant Wallace followed with the PAT as time expired bringing the score to 7-7 at the half.

Santacaterina completed 12-of-28 passes for 220 yards and three touchdowns. He threw three touchdown passes for the second-straight game and went over 4,000 passing yards in his Redhawk career. Santacaterina is now eighth all-time at SEMO with 4,143 yards.

Wilkerson added 129 yards and two touchdowns on three catches. It marked the 10th 100-yard receiving game of Wilkerson's career.

	SEMO	JSU
First Downs	15	24
Rushes-Yards (Net)	37-60	35-124
Passing Yards (Net)	220	347
Passes Comp-Att-Int	12-28-0	23-52-1
Total Offense Plays-Yards	65-280	87-471
Fumble Returns-Yards-TD	0-0-0	0-0-0
Punt Returns-Yards-TD	2-31-0	0-0-0
Kickoff Returns-Yards-TD	1-8-0	4-59-0
Interceptions-Yards-TD	1-0-0	0-0-0
Punts (Number-Avg)	11-36.7	7-41.0
Fumbles-Lost	0-0	4-3
Penalties-Yards	9-69	10-100
Possession Time	29:50	30:10
Third-Down Conversions	4-16	6-18
Fourth-Down Conversions	0-0	1-4
Red-Zone Scores-Chances	2-2	3-3
Sacks By: Number-Yards	5-36	1-14

**GAME
7**



Rushing (Att.-Yds.-TD): SEMO - Custis, Zion 19-45-0; Hess, Geno 14-33-0; TEAM 1--4-0; Santacaterina, Daniel 3--14-0. JSU - Matthews, Michael 14-73-0; Greene, Jaelen 8-26-0; Cooper, Zerrick 13-25-1.

Passing (C-A-I-TD-Yds.): SEMO - Santacaterina, Daniel 12-28-0-3-220. JSU - Cooper, Zerrick 23-52-1-2-347.

Receiving (No.-Yds.-TD): SEMO - Wilkerson, Kristian 3-129-2; Crump, Austin 3--1-0; Alston, Aaron 2-61-1; Smith, Zack 2--2-0; Williams, Eric 1-22-0; Cornett, Colby 1-11-0. JSU - Hester, Jamari 5-87-1; Pearson, Josh 4-109-0; Stepherson, KJ 3-41-0; Byrd, Daniel 3-31-0; Washington, J. 2-51-0; Greene, Jaelen 2-12-0; Matthews, Michael 1-6-0; Clark, Marshall 1-3-0; Etheridge, Dalton 1-0-0.

Leading Tacklers: SEMO - Swift, Justin 12. JSU - Choice, Jalen 9.





GAME RECAPS

UT MARTIN 10
#24 SOUTHEAST MISSOURI 17

October 26, 2019 • Houck Field • Attendance: 2,467

CAPE GIRARDEAU, Mo. – Outside linebacker Oмарdrick Douglas returned an interception 32 yards for the decisive touchdown to send #24 Southeast Missouri to a 17-10 win over UT Martin on a cold and rainy Homecoming at Houck Field.

SEMO battled through adverse weather conditions to hand UTM its first loss in Ohio Valley Conference play. The Redhawks also moved into a first-place tie atop the OVC standings with the win.

On second-and-11 at the UTM 28-yard line, Douglas picked off John Bachus and dashed down the near sideline. Douglas finished off his first career interception by diving across the goal line to give SEMO a 17-10 advantage with 5:32 remaining.

UTM would get two more chances after that and SEMO's defense stopped both of those drives.

Bachus' pass fell incomplete on a fourth-and-17 at the SEMO 19-yard line. Then, with two seconds on the clock, Bydarrius Knighten intercepted Bachus' pass in the Redhawks end zone as time expired. Prior to that play, UTM threw four complete passes, but had its final drive extended due to a pass interference penalty by the Redhawks.

SEMO started the second half with a huge play as backup quarterback Joe Pyle busted loose for a 61-yard touchdown run to tie the game at 10-10 just 1:22 into the third quarter. The touchdown was the first for Pyle who played the entire second half under center after starting quarterback Daniel Santacaterina after a coach's decision removed Santacaterina from the game.

Kendrick Tiller turned the game's second turnover, a fumble by Bachus, into the first points of the contest.

Zach Hall knocked the ball out of Bachus' hand on a sack and Daterraion Richardson recovered at the UTM 33-yard line.

After Santacaterina threw a 21-yard completion to Kristian Wilkerson, Tiller kicked a 29-yard field goal to

put SEMO ahead, 3-0, with 2:45 left to play in the first quarter.

UTM responded by marching 75 yards in five plays over 2:15 to take the lead. Bachus capped the drive with a 29-yard touchdown pass to Terry Williams as the Skyhawks took a 7-3 lead with 30 seconds left in the quarter.

The Skyhawks tacked on three more points with a 47-yard field goal by Ryan Courtright to grab a 10-3 halftime advantage.

SEMO had only 14 rushing yards in the first half, its lowest mark of the season. Both teams combined for a mere nine rushing yards in the first quarter alone.

Defensively, SEMO put together another stout performance shutting out the Skyhawks in the second half. The Redhawks also forced a season-high five turnovers and had nine takeaways in their last two games.

Zach Hall paved the way with a game-high 10 tackles, a forced fumble, two tackles for loss and a sack. Knighten followed close behind with nine tackles and an interception. SEMO notched three interceptions and five sacks for the day, as well.

Special teams wise, Jake Reynolds was again outstanding punting the football, this time in adverse weather conditions. He averaged 39.1 yards per punt on eight attempts and dropped three of his kicks inside the 20-yard line. In addition to his pick six, Douglas blocked a field goal.

Santacaterina threw for 127 yards on 9-of-21 passes in the first half. Pyle threw for 51 yards and ran for 35 and a touchdown the rest of the way.

Aaron Alston registered a career-high 101 yards on six catches.

UTM outgained SEMO, 369-263. Both teams had 85 yards rushing and the Skyhawks held a 284-178 advantage in passing yardage.

SEMO, which has won two-straight and four of its last five contests, pushed its home winning streak to 11 games (currently the longest in the OVC).

Score by Quarters	1	2	3	4	OT	Score	
UT Martin	7	3	0	0	-	10	Record: 5-3, 4-1 OVC
#24 Southeast Missouri	3	0	7	7	-	17	Record: 5-3, 3-1 OVC

Scoring Summary			
1st	2:45	SEMO	Tiller 29 yd field goal
	0:30	UTM	Williams 29 yd pass from Bahus (Courtright kick)
2nd	2:01	UTM	Courtright 47 yd field goal
3rd	13:38	SEMO	Pyle 61 yd run (Tiller kick)
4th	5:32	SEMO	Douglas 32 yd interception return (Tiller kick)

	UTM	SEMO
First Downs	19	11
Rushes-Yards (Net)	41-85	26-85
Passing Yards (Net)	284	178
Passes Comp-Att-Int	14-35-3	11-29-1
Total Offense Plays-Yards	76-389	55-263
Fumble Returns-Yards-TD	0-0-0	0-0-0
Punt Returns-Yards-TD	1-4-0	1-20-0
Kickoff Returns-Yards-TD	1-29-0	1-23-0
Interceptions-Yards-TD	1-0-0	3-33-1
Punts (Number-Avg)	5-38.8	8-39.1
Fumbles-Lost	2-2	1-1
Penalties-Yards	5-63	10-130
Possession Time	35:30	24:30
Third-Down Conversions	3-14	3-15
Fourth-Down Conversions	0-2	0-0
Red-Zone Scores-Chances	0-3	1-2
Sacks By: Number-Yards	4-30	5-26

GAME
8



Rushing (Att.-Yds.-TD): UTM - Logan, Peyton 20-72-0; Bowe, Jaimiee 6-26-0; Young, Lamarcus 3-4-0; Hudson, Joe 1-0-0; Bachus, John 10--8-0; Cox, Zane 1--9-0. SEMO - Robinson, Mark 9-39-0; Pyle, Joe 8-35-1; Custis, Zion 5-5-0; Hess, Geno 3-5-0; Santacaterina, Daniel 1-1-0.

Passing (C-A-I-TD-Yds.): UTM - Bachus, John 14-34-2-1-284; Winn, Dresser 0-1-1-0-0. SEMO - Santacaterina, Daniel 9-21-1-0-127; Pyle, Joe 2-8-0-0-51.

Receiving (No.-Yds.-TD): UTM - Williams, Terry 7-83-1; Dowell, Colton 3-104-0; Williams, Rodney 2-52-0; Young, Lamarcus 1-35-0; Williams, Donnell 1-10-0. SEMO - Alston, Aaron 6-101-0; Smith, Zack 2-41-0; Wilkerson, Kristian 2-36-0; Robinson, Mark 1-0-0.

Leading Tacklers: UTM - Jefferson, TJ 8. SEMO - Hall, Zach 10.





#18 SOUTHEAST MISSOURI 32 TENNESSEE STATE 13

November 2, 2019 • W.J. Hale Stadium • Attendance: 4,738

NASHVILLE, Tenn. – Daniel Santacaterina threw for 291 yards and a touchdown, and Geno Hess ran for a career-high 156 yards and two touchdowns to lead #18 Southeast Missouri to a 32-13 win over Tennessee State at W.J. Hale Stadium.

SEMO posted its third-straight win and beat the Tigers in Nashville for the first time since 1996. The Redhawks ended an eight-game losing streak on TSU's home field.

The Redhawks, who have heated up to win five of their last six games, remains in a tie for first in the Ohio Valley Conference standings with UT Martin and Austin Peay.

SEMO's defense set the tone early forcing one turnover and holding TSU to only 43 total yards in the first half. The Redhawks also forced four 3-and-outs and never let the Tigers into their territory during the first 30 minutes of play.

The Redhawks scored the game's first points on their opening drive.

Santacaterina completed a 23-yard pass to Aaron Alston and Colby Cornett rushed for 13 yards on the next play to move SEMO to TSU's 20-yard line. Santacaterina followed with a 20-yard touchdown pass to Kristian Wilkerson. Kendrick Tiller's PAT went off the upright as the Redhawks took a 6-0 lead with 11:49 remaining in the first quarter. Wilkerson broke SEMO's career record in touchdown receptions with his 30th all-time.

Three Kendrick Tiller field goals consisting of 33, 23 and 23 yards stretched SEMO's lead to 15-0 at the intermission.

SEMO started the second half strong by scoring on the first possession.

Santacaterina completed a 14-yard pass to Wilkerson and threw a 19-yard completion to Zack Smith to get the Redhawks in the red zone. Hess hit paydirt on an 18-yard run to cap a 5-play, 54-yard march in a quick 1:30.

Hess later scored again, this time on a 73-yard run early in the fourth quarter. That play, SEMO's longest rushing play of the year, widened the Redhawks lead to 32-7 with a little

over eight minutes left.

Santacaterina completed 25-of-37 passes and ran for 40 yards on eight carries.

Wilkerson finished with 111 receiving yards and a touchdown on nine catches. It was the eleventh 100-yard receiving game of his career. Wilkerson also broke SEMO's all-time career record in pass receptions (189) and became the first player in program history to accumulate over 3,000 career receiving yards. Hess averaged over 11 yards per carry (11.1) on 14 attempts.

SEMO racked up 496 yards of total offense with 225 on the ground.

Defensively, the Redhawks held TSU under 100 yards rushing (83) and tallied three takeaways. SEMO has forced a combined 12 turnovers in its last three games.

Justin Swift and Zach Hall paved the way with eight and seven tackles, respectively.

Additionally, Tiller matched a career-high with 14 points on four field goals and two PATs.

Score by Quarters	1	2	3	4	OT	Score
#18 Southeast Missouri	9	6	10	7	-	32
Tennessee State	0	0	7	6	-	13

Record: 6-3, 4-1 OVC
Record: 2-7, 1-4 OVC

Scoring Summary

1st	11:49	SEMO	Wilkerson 20 yd pass from Santacaterina (Tiller kick failed)
	1:59	SEMO	Tiller 33 yd field goal
2nd	9:31	SEMO	Tiller 23 yd field goal
	4:05	SEMO	Tiller 23 yd field goal
3rd	13:30	SEMO	Hess 18 yd run (Tiller kick)
	10:54	TSU	Roberson 20 yd run (Zita kick)
	6:10	SEMO	Tiller 30 yd field goal
4th	14:04	SEMO	Hess 73 yd run (Tiller kick)
	8:01	TSU	Rowland 6 yd pass from Rosendahl (Rosendahl pass failed)

	SEMO	TSU
First Downs	23	15
Rushes-Yards (Net)	32-205	28-83
Passing Yards (Net)	291	217
Passes Comp-Att-Int	25-38-1	17-26-2
Total Offense Plays-Yards	70-496	54-300
Fumble Returns-Yards-TD	0-0-0	0-0-0
Punt Returns-Yards-TD	2-8-0	1-13-0
Kickoff Returns-Yards-TD	1-14-0	5-113-0
Interceptions-Yards-TD	2-11-0	1-5-0
Punts (Number-Avg)	1-29.0	4-37.8
Fumbles-Lost	1-0	1-1
Penalties-Yards	5-46	6-52
Possession Time	32:40	27:20
Third-Down Conversions	9-16	4-11
Fourth-Down Conversions	0-0	0-1
Red-Zone Scores-Chances	6-6	2-4
Sacks By: Number-Yards	1-5	2-8



Rushing (Att.-Yds.-TD): SEMO - Hess, Geno 14-156-2; Santacaterina, Daniel 8-40-0; Robinson, Mark 8-11-0; TEAM 2--2-0. TSU - McColley, Shawn 5-39-0; Roberson, T. 6-28-1; Rowland, Seth 6-15-0; Corbin, DeMarco 5-9-0; Rowland, Chris 2-2-0; Curtis, Sabree 1-1-0; Rosendahl, C. 1-11-0.

Passing (C-A-I-TD-Yds.): SEMO - Santacaterina, Daniel 25-31-1-1-291; Cornett, Colby 0-1-0-0-0. TSU - Rosendahl, C. 17-26-2-1-217.

Receiving (No.-Yds.-TD): SEMO - Wilkerson, Kristian 9-111-1; Smith, Zack 6-72-0; Alston, Aaron 4-51-0; Cornett, Colby 2-40-0; Robinson, Mark 2-7-0; Williams, Eric 1-15-0; Crump, Austin 1--5-0. TSU - Rowland, Chris 7-100-1; Newbold, Steven 3-42-0; Johnson, Dayron 1-23-0; Moore, Al-Malik 1-17-0; Stewart, Cam. 1-13-0; Segree, L. 1-7-0; Roberson, T. 1-7-0; McColley, Shawn 1-7-0; Brown, Phillip 1-1-0.

Leading Tacklers: SEMO - Swift, Justin 8. TSU - Bryant, Jahsun 9.





GAME RECAPS

**EASTERN KENTUCKY 31
#17 SOUTHEAST MISSOURI 38**

November 9, 2019 • Houck Field • Attendance: 3,750

CAPE GIRARDEAU, Mo.— Kristian Wilkerson had a season-high 254 receiving yards and two touchdowns, and Zion Custis ran for a pair of fourth-quarter touchdowns, including the game-winner to lead #17 Southeast Missouri to a 38-31 come-from-behind win over Eastern Kentucky at Houck Field.

SEMO trailed, 31-14, with 10:11 remaining in the third quarter before scoring 24 unanswered points to grab its 12th-straight victory at home. The Redhawks scored 17 points in the fourth quarter alone.

The Redhawks took the field for their inaugural Impact Game playing for special individuals who have made a difference in their lives.

With its victory today, SEMO secured a winning season in back-to-back years for the first time in its NCAA Division I history. The Redhawk senior class has won 22 games and is the winningest senior class since SEMO turned Division I in 1991.

The Redhawks, who had five turnovers, overcame that misfortune with huge plays on both sides of the football.

After Daniel Santacaterina's 4-yard touchdown run tied the game at 31-31 with 5:55 left to play, SEMO's defense made a huge stop on EKU's ensuing drive.

The Colonels went for it on fourth-and-1 at the Redhawks 31-yard line, but fell short of a first down when Daryl McCleskey was tackled by Mike Matthews and Lawrence Johnson at the line of scrimmage.

SEMO took over on downs with 1:32 on the clock and Santacaterina immediately completed a 19-yard pass to Wilkerson to get the Redhawks to midfield.

An 18-yard run by Custis moved SEMO into EKU territory. Three plays later, Custis sprinted 12 yards into the end zone for the go-ahead touchdown with a little under one minute to go (:55).

EKU managed to get to SEMO's 38-yard line and had one final chance,

but Shabari Davis intercepted Parker McKinney's hail mary pass to nail down the win.

Zack Smith also scored on a 7-yard touchdown pass from Santacaterina (5:11, third quarter) and Kendrick Tiller kicked a 40-yard field goal (5:55, fourth quarter) during SEMO's stretch of 24 unanswered points.

Santacaterina completed 63 percent (17-of-27) of his passes for 295 yards and three touchdowns, and Wilkerson caught 10 passes for an average of 25.4 yards per reception. Custis added 83 yards on 16 carries. Wilkerson now has the top two single-game receiving yard marks in school history (363 at UT Martin in 2018; 354 vs. EKU in 2019).

SEMO outgained EKU, 466-322, for the day.

Zach Hall finished with a game-high 11 tackles to lead the Redhawk defense.

The Colonels scored three of their four touchdowns on the ground with McCleskey, McKinney and Alonzo Booth running for one each.

Score by Quarters	1	2	3	4	OT	Score	
Eastern Kentucky	7	17	7	0	-	31	Record: 5-5, 3-3 OVC
#17 Southeast Missouri	7	7	7	17	-	38	Record: 7-3, 5-1 OVC

Scoring Summary

1st	10:14	EKU	McCleskey 7 yd run (Hayworth kick)
	8:32	SEMO	Wilkerson 68 yd pass from Santacaterina (Tiller kick)
2nd	10:01	EKU	Hayworth 29 yd field goal
	8:50	SEMO	Wilkerson 45 yd pass from Santacaterina (Tiller kick)
	5:45	EKU	McKinney 6 yd run (Hayworth kick)
	2:39	EKU	Booth 12 yd run (Hayworth kick)
3rd	10:11	EKU	Turner 0 yd fumble recovery (Hayworth kick)
	5:11	SEMO	Smith 7 yd pass from Santacaterina (Tiller kick)
4th	11:22	SEMO	Custis 4 yd run (Tiller kick)
	5:55	SEMO	Tiller 40 yd field goal
	0:37	SEMO	Custin 12 yd run (Tiller kick)

	EKU	SEMO
First Downs	17	22
Rushes-Yards (Net)	40-141	41-171
Passing Yards (Net)	181	295
Passes Comp-Att-Int	14-29-2	17-27-2
Total Offense Plays-Yards	69-322	68-466
Fumble Returns-Yards-TD	0-0-1	0-0-0
Punt Returns-Yards-TD	0-0-0	1-4-0
Kickoff Returns-Yards-TD	1-0-0	4-71-0
Interceptions-Yards-TD	2-3-0	2-10-0
Punts (Number-Avg)	6-40.3	3-41.3
Fumbles-Lost	0-0	3-3
Penalties-Yards	8-64	4-42
Possession Time	32:33	27:27
Third-Down Conversions	8-17	5-12
Fourth-Down Conversions	0-1	0-1
Red-Zone Scores-Chances	4-4	3-4
Sacks By: Number-Yards	2-12	1-3



Rushing (Att.-Yds.-TD): EKU - McCleskey, D. 19-75-1; McKinney, P. 12-41-1; Booth, Alonzo 9-25-1. SEMO - Custis, Zion 16-83-2; Hess, Geno 10-40-0; Smith, Zack 1-29-0; Robinson, Mark 3-12-0; Santacaterina, Daniel 9-11-0; Cornett, Colby 2--4-0.

Passing (C-A-I-TD-Yds.): EKU - McKinney, P. 13-28-2-0-167; Booth, Alonzo 1-1-0-0-14. SEMO - Santacaterina, Daniel 17-27-2-3-295.

Receiving (No.-Yds.-TD): EKU - McCleskey, D. 4-21-0; Gross, Jerome 3-47-0; Wilcox, Matt 3-25-0; Carter, Jaelin 1-29-0; Bradds, Ethan 1-27-0; Dixon, Keylon 1-18-0; Owens, Malik 1-14-0. SEMO - Wilkerson, Kristian 10-254-2; Smith, Zack 3-16-1; Alston, Aaron 2-14-0; Cornett, Colby 2-11-0.

Leading Tacklers: EKU - Crowder, Steven 8. SEMO - Hall, Zach 11.

