

YOUR REDHAWKS

2019-20 WOMEN'S BASKETBALL GUIDE





**DO
YOU
HAVE
THE
WILL
TO**

serve all
community
members?



**SOUTHEAST MISSOURI
STATE UNIVERSITY - 1873**



TABLE OF CONTENTS

Intro to Redhawk Basketball

Media Information	2-5
Show Me Center	6-7
Academic Excellence	8
Social Development	9
Competitive Success	10
Sports Medicine	11
Redhawks Gameday	12-13
Redhawks & Under Armour	14-15
President Dr. Carlos Vargas	16-17
Director of Athletics Brady Barke	18-19
Athletics Staff	20-22

Season Preview

Season Outlook	24-26
Numerical/Alphabetical Roster	27
Radio/TV Roster	28-29
Schedule	30-32
Opponents	33-36

Coaches

Head Coach Rekha Patterson	38-40
Assistant Coaches	41-43
Basketball Staff	44

Player Profiles

Returnees	46-54
Newcomers	55-57

Year in Review

2018-19 Final Statistics	60-70
2018-19 Box Scores	71-78

Records & History

Honors & Awards	80-81
Records	82-86
Coaching History	87
Year-by-Year	88-97
All-Time Series	98-111
All-Time Lettermen	112
Postseason	113

This is the OVC

OVC History	116-121
2020 OVC Tournament	122
OVC Staff	123

This is SEMO

University Pages	126-131
------------------------	---------

Credits

The 2019-20 Southeast Missouri Basketball Media Guide was written, edited and designed by Assistant Director of Athletics for Strategic Communications Jeff Honza. Additional assistance by Morgan Harding and Eric Mueller. Photography by Marc Mahnke, Southeast Missourian/SEMOBall, Getty Images, Dallas Mavericks, Bill Barrett, Josh Russell, Aaron Palmer, Kyle Carter, Emily Blunt and Laura Stickles. Special thanks to opposing school media relations personnel for submitting information to the opponents section of this guide.





The 2019-20 Southeast Missouri basketball media guide is a source of information for the news media covering the Redhawks. news releases, clips, video footage, photographs and other information will also be available to accredited members of the media upon request.

Strategic Communications

The Southeast Missouri Strategic Communications Office is always willing to assist the media with their coverage of Redhawk basketball. All media and credential requests should be made to Assistant Director of Athletics Jeff Honza. Should you need any information, feel free to call any time, day or night. Honza can be reached at (573) 651-2933 (work) or (618) 528-1145 (mobile).

In-Season Interview Policy

All of Southeast Missouri's basketball players and coaches will be available to the media throughout the 2019-20 season. Interviews should be arranged through the Southeast Missouri Strategic Communications Office. Interviews with players and coaches will be conducted after practice during the season. Please let the Strategic Communications Office know if you plan to attend practice. Practices generally run from 8:00-10:15 a.m. during the season and are held at either the Show Me Center or Student Recreation Center.

Credentials

Credentials are required for entrance to the Show Me Center. To request season or single-game credentials, please contact Jeff Honza in the Southeast Missouri Strategic Communications Office by phone at (573) 651-2933 or email at redhawk1@me.com/jhonza@semo.edu. Credentials can be picked up at the NCAA Pass Gate located at the

main entrance of the Show Me Center.

Southeast Missouri follows the guidelines set forth by the NCAA governing the issuance of credentials. Press credentials will be issued to accredited sports writers of daily and weekly newspapers. Photo passes will be issued to accredited members of the photo media working for newspapers and television stations.

All credential requests should come from sports editors, directors or anchors. Spouses, dates and minors will not be permitted on Press Row or in the press areas at the Show Me Center. Any unauthorized use of credentials will result in revocation of credentials issued by Southeast Missouri State University and credential requests will not be honored for future SEMO athletic events.

Press Row

Media will be assigned seats courtside on the north side of the Show Me Center. Press Row is reserved for working media only. Professional decorum is expected at all times. Cheering or outward expression is strictly prohibited.

Press Row Services

The Show Me Center is equipped with wireless internet. A member of the Strategic Communications staff will provide login information. Southeast Missouri uses "Stat Crew" for basketball computerized statistics. Working media will receive a complete play-by-play and final

SOUTHEAST MISSOURI STRATEGIC COMMUNICATIONS

One University Plaza MS 0200
Cape Girardeau, MO 63701
Phone: (573) 651-2294 | Fax: (573) 651-2810



Jeff Honza
Assistant AD/
Basketball Contact
(573) 651-2933
(618) 528-1145 (cell)
redhawk1@me.com/
jhonza@semo.edu



Morgan Harding
Assistant Director
(573) 651-2294
(812) 306-8322 (cell)
mharding@semo.edu



Charlie Balcom
Coordinator of
Digital Media
(513) 673-3220 (cell)
cbalcom@semo.edu



Eric Mueller
Graduate Assistant
(573) 651-2937
(630) 267-5145 (cell)
ejmueller@semo.edu

Postgame Interviews

The Southeast Missouri Strategic Communications staff will make requested student-athletes available to the media at the conclusion of each game. Head Coach Rick Ray's first postgame responsibility after meeting with the team is his live radio show. Ray and selected student-athletes will address the media during press conferences after every game and the opposing head coach will be invited upon request. Ray will join press conferences immediately after his postgame radio obligation with the Redhawks Radio Network.

Photographers

Photographers working the floor level at the Show Me Center are required to shoot from behind the dash lines along the baselines and must sit on the floor in those areas. The Strategic Communications Department may identify other positions off the court where photographers may work, provided the view is not blocked for fans. At no time may photographers work directly from behind the official scorer's table and team benches, and in front of any courtside signage. No tripods may be placed on or beside the court and flash photography is prohibited.

Gameday Parking

There is no media parking at the Show Me Center. Parking is available on a first-come, first-serve basis.

box score at the end of each game. Box scores will be distributed to media in-game during media timeouts, haltime and postgame. Rosters and updated game notes will also be available. Pregame meals, soft drinks and water will be available in the Show Me Center media room.

Redhawks Radio Network

All Southeast Missouri basketball games will be broadcast live on the radio at Real Rock 99.3 FM (KCGQ) and online at GoSoutheast.com. Erik Sean returns for his 20th year as the "Voice of the Redhawks." Sean is the Director of Sports Operations for Mississippi River Radio's eight radio stations in Cape Girardeau. Sean will be assisted by Jess Bolen at all home games.



Radio Network Affiliates

Real Rock 99.3 FM (KCGQ) Cape Girardeau, Mo.
ESPN 1220 AM (KGIR) Cape Girardeau, Mo.
ESPN 1470 AM (KMAL) Malden, Mo.

Basketball Radio Show

Southeast Missouri's basketball radio show will be on Mondays at Wings Etc. beginning Dec. 2 with shows at both the Cape Girardeau (3047 William Street) and Jackson (2003 E. Jackson Blvd.) locations. The radio show airs live from Noon-1 p.m., CT, on ESPN 1220 & 1470 AM each week. You can also listen and watch all of Southeast Missouri's basketball radio shows during the 2019-20 season live online at SEMOESPN.com.

Radio Show Schedule

December 2 Wings Etc. (Cape Girardeau)
December 9 Wings Etc. (Cape Girardeau)
December 16 Wings Etc. (Jackson)
December 23 Wings Etc. (Cape Girardeau)
December 30 Wings Etc. (Cape Girardeau)
January 6 Wings Etc. (Jackson)
January 13 Wings Etc. (Cape Girardeau)
January 20 Wings Etc. (Cape Girardeau)
January 27 Wings Etc. (Jackson)
February 3 Wings Etc. (Cape Girardeau)
February 10 Wings Etc. (Cape Girardeau)
February 17 Wings Etc. (Jackson)
February 24 Wings Etc. (Cape Girardeau)

Visiting Radio Lines

A courtesy POTS phone line and ethernet line is available for official visiting team radio in the Houck Field Press Box. Radio booths are located in Area 3 of the press box. If additional phone lines are needed, they must be secured by calling (573) 651-2275 at least one week in advance.

Live Stats

StatBroadcast Live is the official live statistics platform of Southeast Missouri basketball. Live stats can be accessed at Statb.us/I/SEMO.

Redhawks on the Internet

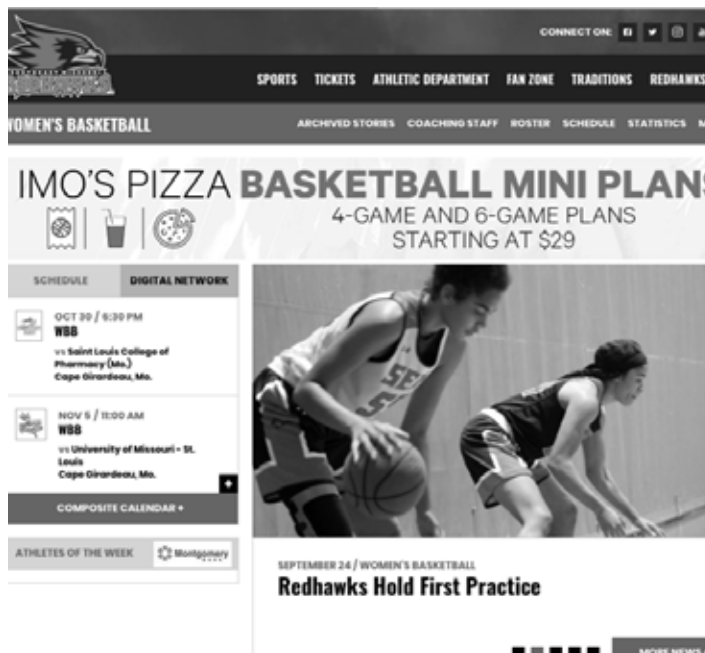
Southeast Missouri's Official Athletics website can found at the following address:

GoSoutheast.com

The website is updated daily and information on all 15 sports is available. Complete schedule, results, coaches and player bios and conference information can be accessed.

Redhawks on ESPN+

The Ohio Valley Conference and ESPN reached an extension of their media rights agreement, which includes a minimum of 600 conference events on ESPN+, the recently launched multi-sport, direct-to-consumer subscription streaming service from The Walt Disney Company Direct-to-Consumer & International segment and ESPN. All of Southeast Missouri's home and OVC games air live on ESPN+. ESPN+ is the first-ever multi-sport, direct-to-consumer subscription streaming service from The Walt Disney Company's Direct-to-Consumer and International division in partnership with ESPN. It offers fans thousands of additional live events, on-demand content and original programming not available on ESPN's linear TV or digital networks. ESPN+ is an integrated part of the completely redesigned ESPN App. Already the leading sports app, the new ESPN App is the premier all-in-one digital sports platform for fans across mobile and tv-connected devices. ESPN+ is also available through ESPN.com.



@OfficialSEMOWBB
@GoSoutheast



GoSoutheast



GoSoutheast
/OfficialSEMOWBB



SEMORedhawks

GENERAL INFORMATION

Location	Cape Girardeau, Mo.
Founded	1873
Enrollment	11,502
Nickname	Redhawks
Colors	Red and Black
Affiliation	NCAA Division I
Conference	Ohio Valley
President	Dr. Carlos Vargas
Director of Athletics	Brady Barke
Basketball Office Phone	(573) 651-5030

FACILITY INFORMATION

Home Facility	Show Me Center
Capacity	7,373
Year Constructed	1987

WOMEN'S BASKETBALL HISTORY

First Year	1975-76
First Year Division I/OVC	1991-92
All-Time Record	626-573
Division I Record	350-323
All-Time OVC Record	204-242
OVC Championships/Last	2/2008
OVC Tournament Appearances/Last	18/2019
OVC Tournament Titles/Last	1/2007
NCAA Tournament Appearances/Last	1/2007
WNIT Appearances/Last	1/2008
Last Postseason Opponent	Belmont (OVC Tourn.)
Result	L, 74-65

TEAM INFORMATION

2018-19 Record	13-17
Home	8-5
Away	5-10
Neutral	0-2
2018-19 OVC Record/Finish	8-10 / 8th
Home	5-4
Away	3-6
Players Returning/Lost	9/6
Starters Returning/Lost	4/2
Newcomers	5





The 7,000-seat Show Me Center (SMC) is the home of the Southeast Missouri State University men's and women's basketball teams. Additionally, the Show Me Center is the entertainment and meeting hub for the 250,000 residents of the tristate region.

A number of renovations were made to the Show Me Center prior to the 2015-16 season, including new telescopic seating, a state of the art center-hung video board and improvements to sound and lighting systems.

On June 26, 2014, the Southeast Missouri State University Board of Regents approved a list of high priority major capital renovation projects to be completed over the next two to three years to upgrade the Show Me Center to modern arena standards.

The other phase of the project

includes high priority items such as renovating the front meeting room and parking lot areas.

The facility first opened its doors in the summer of 1987 and celebrated its 25th Anniversary during the 2012-13 season.

One of the best arenas in the Ohio Valley Conference, the Show Me Center has served Southeast Missouri State University, the City of Cape Girardeau, and the citizens of Southeast Missouri, Southern Illinois, and Western Kentucky by providing quality concerts, sporting events, top-notch family entertainment, and a first-rate banquet, convention, and meeting facility.

The facility is a joint-venture of Southeast Missouri State and the City of Cape Girardeau. The combined SMC and Student Recreation Center, which received a complete renovation and expansion in 1999, were originally

built at a cost of \$18 million.

The building houses the Redhawks men's and women's locker rooms, which have been completely remodeled. New basketball offices on the north side of the SMC were completed during the fall of 2003. More recently, a portable floor and goals were purchased before the 2011-12 season.

Southeast's Student Recreation Center is adjoined to the Show Me Center, and it houses the Redhawks' practice facilities. The center has five full basketball courts (including two hardwood courts), a large weight room, six racquetball courts, an indoor track, two cardiovascular equipment areas, a climbing wall, two multipurpose rooms, and full locker rooms. The new Student Aquatic Center, which opened in December 2007, features a four-lane lap pool, a


recreational pool with a rock wall and zip line, hot tub and locker rooms.

In addition, the Redhawks had over 10,000 fans for the Western Kentucky (10,222) and Murray State (10,028) games in 2000, the Murray State (10,100) game in 2001 and the Southern Illinois matchups in 2005 (10,100) and 2011 (10,136).

Largest Show Me Center Crowds

vs. North Dakota State (Mar. 23, 1991)	7,064
vs. Norfolk State (Mar. 22, 1991)	6,640
vs. Austin Peay (Jan. 22, 2005)	6,607
vs. Cal-Poly Pomona (Mar. 16, 1991)	4,023
vs. Tennessee State (Feb. 3, 2001)	3,844
vs. Murray State (Jan. 14, 1999)	3,669
vs. Murray State (Feb. 23, 1999)	3,385
vs. Eastern Illinois (Feb. 20, 2000)	3,855
vs. Eastern Illinois (Feb. 17, 2001)	3,850
vs. UT Martin (Jan. 13, 2001)	3,344
vs. Central Missouri (Feb. 18, 1989)	2,982





The Holcomb Success Center offers Southeast Missouri student-athletes a place to study and develop as students and campus leaders.

It is located in the Student Recreation Center, just south of Houck Field. The Holcomb Success Center offers a computer lab with 18 work terminals, study areas and rooms for group meetings. The facility houses the Southeast Academic Services staff and main weight room for Redhawk student-athletes.

The beautiful facility has enhanced the outstanding work in the classroom already enjoyed by SEMO student-athletes.

A total of 229 individuals achieved a 3.0 or higher grade point average during the 2018-19 academic year equating to 67.7 percent of the entire student-athlete population. Forty-five of those student-athletes recorded

perfect 4.0 GPAs.

The SEMO women's tennis team led the department with a 3.87 cumulative GPA and registered a 4.0 during the spring semester alone. Women's cross country (3.75), gymnastics (3.70), women's soccer (3.69), softball (3.67), women's track & field (3.62), volleyball (3.61), baseball (3.27), women's basketball (3.19) and men's cross country (3.16) followed as the other programs to post 3.16 or better GPAs.

During the spring semester, SEMO's Department of Athletics accumulated a 3.23 GPA. Women's tennis (4.0), softball (3.74), women's track & field (3.71), volleyball (3.68) and women's soccer (3.67) filled the top five GPAs over the spring term. The 3.23 GPA was the Redhawks highest for any semester since 2014-15.

In all, 68 student-athletes

received their degrees, including 18 in the fall and 50 in the spring.

Tutors are available for all student-athletes as needed. In addition, both attendance and academic progress is monitored through regular checks with faculty.

A special course is required for all first time student-athletes at Southeast. The course, which offers three credit hours, is part of a comprehensive program developed to address study skills and life skills topics, and thus, enhance retention and academic success for student-athletes.

Entering student-athletes are evaluated for academic

preparedness and assigned to appropriate categories. Student-athletes can also receive individualized academic programs which include meeting with a mentor bi-weekly to discuss academic progress.

The Holcomb Success Center staff works to get athletes involved in campus and community projects, as well. This is done to provide a support structure and greater opportunity for academic success. Through the NCAA's CHAMPS/Life Skills Program, the Holcomb Success Center gives student-athletes personal and professional skills in order to facilitate successful and productive futures.



Student-athletes and coaches at Southeast Missouri are dedicated to giving back to the community that so generously supports them.

Redhawk basketball student-athletes have opportunities to participate in a variety of community service activities each year. Community involvement helps provide a support structure and greater opportunity for academic success.

We are proud of the level of commitment shown by our student-athletes and always encourage them to participate in community service projects here at Southeast.

Southeast student-athletes also have the opportunity to participate in the Redhawks BRIDGE Program. The mission of the Redhawks BRIDGE Program is to develop a comprehensive student-athlete development

program by Building Responsible Individuals and Delivering Gainful Experiences. This program provides student-athletes with both leadership and life skills experiences through interactive programming that will prepare them to be successful in life after athletics. The leadership programming will teach student-athletes about Southeast's culture and allow them to learn, develop, and apply leadership skills. The life skills programming provides educational programs designed to assist student-athletes in identifying and applying transferable skills and experiences to prepare them to succeed outside of the athletic arena.





Southeast Missouri's Strength and Conditioning program is committed to developing the total student-athlete through their experiences within a competitive training environment.

SEMO's weight room renovations at the Holcomb Success Center were completed in January, 2016.

Indoor turf, weights, equipment and lifting platforms were added as part of the renovation, which

cost \$500,000. The facility now has more space and equipment to handle SEMO's larger teams or multiple teams training at the same time. Branding and new lighting were also included in the overall project.

The newly-renovated weight room enhances training with the best equipment available and is able to accommodate larger teams or multiple teams training at the same time.





Prevention. Treatment. Rehabilitation. Education.

Those are the four primary phases of athletic training, and the Southeast Missouri athletic training staff strives to fulfill all of those areas when working with student-athletes on a daily basis.

SEMO student-athletes are offered the best care possible by the athletic training staff. The Sports Medicine department includes five full-time athletic trainers, six graduate assistants and several student assistants. The staff serves student-athletes around-the-clock at numerous facilities on campus.

The athletic trainers begin treatments and rehabilitation starting as early as 6 a.m., and are available until the last student-athlete is through.

There are currently four athletic training facilities on campus. The staff treats out of the

Rosengarten Athletic Complex, where the primary training room is located. There are two other satellite athletic training rooms, including one at Houck Field House and one at the Show Me Center.

The SEMO athletic training rooms are equipped with stationary bikes, hand weights, therapeutic modalities and the latest physical therapy equipment. Each component is strategically designed to not only give the student-athlete the best care, but also to aid in returning to competition as quickly as possible.

The SEMO Athletic Training program prides and commits itself to providing the best comprehensive, personalized and efficient healthcare to its student-athletes.





SOUTHEAST MISSOURI


S GAME DAY | REDHAWKS GAME DAY | REDHAWKS GAME DAY | REDHAWKS



REDHAWKS
GAME DAY



BASKETBALL **#LETSSOAR**





KS & UNDER ARMOUR | REDHAWKS & UNDER A



REDHAWKS & UNDER ARMOUR



Southeast Missouri and Under Armour, Inc. (NYSE: UA, UAA) announced a new partnership agreement. The Baltimore-based global leader in performance footwear, apparel and equipment became the official outfitter of Southeast Missouri Athletics on July 1, 2018.

As part of the multi-year agreement, Under Armour will provide on-field and training gear for 15 sports. Additionally, Under Armour will outfit members of the athletic department including coaches and staff.

"We are extremely excited to announce our partnership with Under Armour and BSN SPORTS to outfit our student-athletes and coaches with the highest quality apparel in the market," said Director of Athletics Brady Barke. "Having two of the industry leaders in athletic apparel associated with us will expand the

resources available to each of our teams and significantly benefit our student-athletes."

The new official outfitter agreement includes marketing entitlement that will complement Under Armour's brand marketing campaigns through print and venue presence at the University.

Southeast Missouri's athletic programs include football, men's basketball, women's basketball, baseball, men's cross country, women's cross country, softball, women's tennis, volleyball, women's soccer, men's outdoor track & field, men's indoor track & field, women's outdoor track & field, women's indoor track & field and women's gymnastics.

The Redhawks compete at the NCAA Division I level and are part of the NCAA Football Championship Subdivision (formerly I-AA) in football. Southeast first became a member

of the Ohio Valley Conference when it moved to NCAA Division I in 1991-92. The Redhawks have won 53 OVC regular-season championships and 18 OVC tournament titles during their first 26 years in the league. Southeast also won seven Women's All-Sports trophies in that span.


Southeast Missouri joins the growing Under Armour roster of NCAA partners that includes the University of California, Los Angeles, University of California, Berkeley, University of Wisconsin, University of Notre Dame, Naval Academy Athletic Association, University of Maryland, Texas Tech University, Northwestern University, University of Cincinnati, Boston College, University of Utah, University of South Carolina and Auburn University.

About Under Armour

Under Armour, Inc., headquartered in Baltimore, Maryland is a leading innovator, marketer and distributor of branded performance athletic apparel, footwear and accessories. Designed to make all athletes better, the brand's innovative products are sold worldwide to consumers with active lifestyles. The company's Connected Fitness™ platform powers the world's largest digitally connected health and fitness community. For further information, visit www.uabiz.com.







PRESIDENT DR. CARLOS VARGAS

Dr. Carlos Vargas became the 18th president of Southeast Missouri State University July 1, 2015, after having served as acting president at Kutztown University of Pennsylvania.

Since becoming president, Dr. Vargas has launched initiatives to marshal the resources, leverage opportunities and address a variety of challenges and needs of Southeast Missouri State University. He has set as primary goals for the institution the support for student persistence and retention.

He has encouraged and supported the identification and development of innovative academic programs, including bachelor's degrees in Unmanned Aircraft Systems, Geographic Information Science, and industrial and systems engineering. He has continued

to support the globalization of the campus through expansion of study-abroad experiences, extensive engagement of international students, and encouragement of students on campus and abroad to explore cultural interaction. He has championed the work of the President's Task Force on Diversity Education and continued emphasizing the expectations for enhancement of the teacher-scholar model. Under President Vargas' leadership, regional partnerships and collaborations have been solidified, including several joint initiatives with Three Rivers, Mineral Area and other community colleges.

Prior to assuming the presidency at Southeast, Dr. Vargas served one year as acting president of Kutztown University, where he also served as the provost and vice president for

academic and student affairs.

Prior to his tenure at Kutztown, Dr. Vargas was at Central State University in Wilberforce, Ohio, where he served as provost and vice president for academic affairs. He previously served in several roles at Kent State University (Ohio) for a total of 18 years, including founding director of the program on electron beam technology. He was also Kent's associate dean for research, interim assistant dean for research and interim assistant dean for the School of Technology. He started his tenure at Kent State in 1985 as a professor, and continued to teach until his departure from the university in 2003.


Dr. Vargas began his career in higher education at the National Autonomous University of Mexico (UNAM), from which he received a Bachelor of Science in physics.

He earned his Ph.D. in physics and aerospace science from the University of Michigan and he has Master of Science degrees from Michigan in both physics and aerospace science. He is married to Pam Vargas, who currently serves as director of Research and Grant Development at Southeast, and they have a son, a daughter, and two granddaughters.

Southeast Missouri State Board of Regents



Edward P. Gargas
President



Phillip M. Britt



James P. Limbaugh



Tina L. Klocke



Jay B. Knudtson



Dennis Vinson



Luke M. LeGrand
Student Representative





DIRECTOR OF ATHLETICS BRADY BARKE

Brady Barke is in his fourth year as Southeast Missouri's Director of Athletics.

Barke served as the Interim Director of Athletics since July, 2015, before being named to the permanent position of Director of Athletics on June 7, 2016.

During the 2018-19 season, the Redhawks finished fifth in the Ohio Valley Conference Commissioner's Cup standings, improving three spots from where they ranked the previous year. SEMO accumulated a total of 98.75 points in the overall scoring and was awarded 12.5 points for winning the softball OVC regular season and tournament titles. The Redhawks tacked on a combined 43 points between second-place finishes in women's cross country, women's outdoor track & field, football and men's outdoor track & field.

Academically, SEMO's athletic teams were once again strong in the classroom.

A total of 229 individuals achieved a 3.0 or higher grade point average during the 2018-19 academic year equating to 67.7 percent of the entire student-athlete population.

Forty-five of those student-athletes recorded perfect 4.0 GPAs. The women's tennis team led the athletics department with a 3.87 cumulative GPA and registered a perfect 4.0 in the spring semester. SEMO's 3.23 spring GPA was the department's highest in any semester over the last 10 years.

In all, 68 student-athletes received degrees, including 18 in the fall and 50 in the spring. Additionally, the women's cross country and volleyball programs earned NCAA Public Recognition awards based on their multiyear Academic Progress Rates for the fourth year in a row.

The upcoming 2019-20 campaign marks SEMO's second year with Under Armour. Barke reached a multi-year agreement

with the Baltimore-based global leader in performance footwear, apparel and equipment that made Under Armour the official outfitter of Southeast Missouri Athletics on July 1, 2018.

As part of the multi-year agreement, Under Armour provides on-field and training gear for 15 sports. Additionally, Under Armour outfits members of the athletic department including coaches and staff.

Most recently, renovations have been made to the nutrition area that serves as a fueling station for SEMO student-athletes at the Holcomb Success Center. Construction for a new hitting facility at Capaha Field is underway and scheduled to be completed by the start of the upcoming 2020 baseball season.

During his first year in 2016-17, Barke introduced Andy Sawyers as the Redhawks head baseball coach and worked tirelessly on two major renovation projects.

Nearly a month after Sawyers

was hired, Southeast Missouri State and the City of Cape Girardeau officially broke ground on Capaha Field. New synthetic turf, new fencing and a digital scoreboard in the outfield were added as part of the \$1.8 million project that was completed before SEMO's season-opener.

On Feb. 3, 2017, SEMO formally dedicated Holcomb Success Center. To honor the long-time service and philanthropy of Dr. John and Judy Holcomb, the University named the facility the Holcomb Success Center located in the Student Recreation Center-South.

Indoor turf, weights, equipment and lifting platforms were added as part of the renovation at a cost of \$500,000. The facility now has more space and equipment to handle Southeast's larger teams or multiple teams training at the same time. Barke helped secure the Holcombs gift, the largest single cash gift in SEMO Athletics history.

Major improvements were also made to the second floor of the building where athletic academic services are housed. This space provides student-athletes with places to study and features a computer lab with 30 work terminals and rooms for group meetings. Staff members assist student-athletes with life skills development, academic advising and academic progress toward degree requirements and NCAA eligibility.

Fundraising continues to increase under Barke's leadership.

The 2018-19 campaign marked the fifth consecutive year of growth for the Redhawks Club general fund. It is the highest level of giving to the Redhawks Club general fund since 2003-04.

Barke also worked with donors to establish two new endowed scholarships for student-athletes and raised over \$60,000 to support the SEMO football program and summer school

scholarships.

More than \$250,000 in pledges for the Redhawks Club unrestricted booster fund has been raised with Barke as Director of Athletics. Over \$200,000 was raised in Sponsorship & Marketing contracts each of the last two years. The 2018-19 season was the fifth-consecutive year of Sponsorship and Marketing revenues.

Barke has also worked hard to enhance Redhawks branding around the community. Redhawk banners, S-E! M-O! billboards, Welcome to Redhawk country and Your Redhawks yard signs are prominently displayed all over Cape Girardeau.

Barke created the Redhawks Trivia Night & Auction, a sold out event that generated over \$40,000 in net revenue its first year. In addition, he launched the Redhawks BRIDGE program which provides student-athletes with both leadership and life skills

experiences through interactive programming that will prepare them to be successful in life after athletics.

Barke, senior associate to the president and secretary to the Board of Regents at Southeast, officially began as Director of Athletics on July 1, 2016.

Barke served as Interim Associate Director of Athletics for Compliance & Student Support Services before being named the Senior Associate to the President and Secretary to the Southeast Missouri State University Board of Regents in 2013.

He began his tenure at Southeast in 2008 as Assistant Director of Athletics for Compliance & Eligibility. Barke previously served as a governance intern with the NCAA national headquarters in Indianapolis, and as a law clerk with the Southern Illinois University-Carbondale Department of Athletics Compliance Office.

Barke has served as a member of the National Association of Athletics Compliance (NAAC), chaired the NAAC Education Committee, and was a member of the NAAC Board of Directors. He has facilitated the NCAA Regional Leadership Academy, and served on both the NCAA Sports Wagering Task Force and the Olympic Sports Liaison Committee.

Barke has a juris doctorate degree from Southern Illinois University School of Law, an MBA from Southeast Missouri State University, and a bachelor of science degree in biology from Webster University. While a student at Webster, Barke was a member of both the basketball and golf teams and was inducted into the Webster Athletic Hall of Fame.

He and his wife, Halley, are parents of three children, Mabrie, Jackson, and Kolbe.



SOUTHEAST MISSOURI




Shannon Yates
Associate Director of Athletics
Senior Woman Administrator



Nate Saverino
Associate Director of Athletics
External Affairs



Robert Greim
Associate Director of Athletics
Compliance & Student Services



Jeff Honza
Assistant Director of Athletics
Strategic Communications



Phillip Lady
Assistant Director of Athletics
Marketing & Engagement



Liz Brucker
Director of Business Operations



Beth Easter
Faculty Athletics
Representative



Karen Gleeson
Senior Administrative Assistant



Kent Phillips
Coordinator of Facilities &
Event Management



Brad Koester
Ticket Office Manager




Brooke Hengst
Coordinator of Student-Athlete
Development



Betsy Wilcox
Coordinator of Student-Athlete
Development



Barb Kinsey
Development



Charlie Balcom
Coordinator of Digital Media



Jared Waldhoff
Assistant Director of Compliance



Morgan Harding
Assistant Director of Strategic
Communications



Ben Fox
Co-Head Athletic Trainer



Amanda Martin
Co-Head Athletic Trainer



Kristin Jones
Assistant Athletic Trainer




Holly Reynolds
Assistant Athletic Trainer


ATHLETIC STAFF



Andy Sawyers
Head Baseball Coach



Craig Ringe
Assistant Baseball Coach




Matthew Kinney
Assistant Baseball Coach



Michael Cavazos
Volunteer Assistant
Baseball Coach



Rick Ray
Head Men's
Basketball Coach



Keith Pickens
Assistant Men's
Basketball Coach



Tarrance Crump
Assistant Men's
Basketball Coach




Jason Owens
Assistant Men's
Basketball Coach



Al Myers
Director of Men's
Basketball Operations



Ashley Lawson
Head Women's
Gymnastics Coach



Tom Matukewicz
Head Football Coach




Bryce Saia
Assistant Football Coach



Jeromy McDowell
Assistant Football Coach




Joe Uhls
Assistant Football Coach




Matt Martin
Assistant Football Coach



Tyler French
Assistant Football Coach



Ben Blake
Assistant Football Coach




Ray Smith
Assistant Football Coach



Justin Drudik
Assistant Football Coach



Jerone Williams
Assistant Football Coach



Brandon Jackson
Assistant Football Coach



Brett Blackman
Director of Football Operations



Mary Beth Gunn
Head Women's Tennis
Coach



Jason Collins
Assistant Gymnastics Coach



Andavea Alexander
Volunteer Gymnastics Coach



Mark Redburn
Head Softball Coach



Kristen Jones
Assistant Softball Coach



Tatianna Parham
Sundancers Coach




Ryan Lane
Head Cross Country Coach



Eric Crumpecker
Head Track & Field Coach



Danielle Burbage
Assistant Track & Field Coach




Chris Navarro
Assistant Track & Field Coach



Julie Yankus
Head Volleyball Coach




Loni Kreun
Assistant Volleyball Coach



Derek Van Blarcom
Strength & Conditioning



Billy Hoskins
Cheerleaders Coach



Eric Mueller
Graduate Assistant
Strategic Communications



Kindra Lierz
Graduate Assistant
Soccer



Jason Zerbach
Strength & Conditioning



PREVIEW

SEASON

Southeast Missouri women's basketball is in its fifth season under the direction of head coach Rekha Patterson. During the 2018-19 season, Patterson and the Redhawks finished 13-17 overall and 8-10 in Ohio Valley Conference play, finishing eighth in the league. SEMO punched its ticket to a fourth-straight OVC Tournament with Patterson at the helm.

Coaching Staff

A couple new faces joined the SEMO women's basketball staff this offseason. Mike Geary was hired as Associate Head Coach after a year at Rhode Island. Sakellie Daniels was named an assistant coach after two seasons at the University of Miami.

Before Rhode Island, Geary spent five years at Saint Louis, starting as an assistant coach in June, 2013 after four seasons as an assistant at the University of Detroit Mercy. He was promoted to associate head coach in June 2014. Geary helped lead SLU's program to two WNIT appearances and one Atlantic-10 regular-season co-championship during his tenure.

Daniels was a three-time team MVP as a student-athlete at the University of North Carolina at Charlotte, where she spent her first three years playing for Katie Meier. Following her standout career with the 49ers, Daniels went on to play professionally for eight years in Europe, competing for teams in Germany, Switzerland, Lithuania, Finland and Romania.

Courtney Smith (Director of Operations) and Losmie Lutaya (Graduate Assistant) round out the staff.

Lutaya was a forward with the Redhawks the last two seasons. She started 23 games, averaging 4.6 rebounds and 6.8 points per game.

Smith is a former Division I student-athlete who participated in track and field at Northern Illinois. Prior to SEMO, Smith worked as a Physical Education teacher and an Administrative Assistant in Cape Girardeau. Smith's responsibilities will include business operations, Under Armour inventory, communications, team travel, community service and alumni coordinator. She will assist with on-campus recruiting and camps as well.



Newcomers

Five newcomers are listed on the Redhawks' roster this season including two transfers. Guard Terri Smith joins the team from Western Kentucky and graduate transfer Denisha Gardener is from Central Connecticut State.

Freshman Roshala Scott comes to SEMO from Earle High School where she averaged 25 points, five assists and four steals a game. Scott won two state titles with the Bulldogs.

Sophie Bussard finished her career at Tippecanoe Valley High School with 1,244 points, 508 rebounds and 244 assists. She led the team in points, rebounds, steals and assists, and topped the conference in points. Bussard also played volleyball, where she had 1,000 digs and 1,000 kills.

Sophia Hancock joins the squad from Puxico High School where she finished her career with 2,055 points. Hancock averaged 25 points, 13.5 rebounds and 4.5 steals a game as a senior, landing her a spot on the SEMO Ball Award ballot and All-District Team.

Returnees

Guards Tesia Thompson and Carrie Shephard along with forward Jocelyn Taylor are the returning starters from last season. Jessie Harshberger (Sr., G/F, Dodge City, Kan.), Iyanna McCurdy (Sr., G, Philadelphia, Penn.), Kennedi Allen (Jr., F, Little Rock, Ark.), LaTrese Saine (R-Jr., F, West Memphis, Ark.), Taelour Pruitt (So., G, Arlington, Texas) and Celeste Akoro (R-So., C, O'Fallon, Ill.) are the rest of the returnees. Allen and Pruitt each played in 29 games, while Harshberger saw action in 28.

OUTLOOK

Guards

Tesia Thompson, Carrie Shephard, Taelour Pruitt, Iyanna McCurdy and Jessie Harshberger return at the guard position.

Thompson was a First-Team All-Ohio Valley Conference selection who led the Redhawks in scoring (18.2 ppg), rebounds (7.6 rpg), offensive rebounds (2.8 rpg), defensive rebounds (4.8 rpg), field goals made (182), field goals attempted (409), free throws made (150) and free throws attempted (204) in 2018-19. She also dished out 66 assists, had 59 steals and 14 blocks. Thompson garnered OVC Freshman of the Year, Second-Team All-OVC and All-Newcomer honors during her SEMO career.

A native of Memphis, Tennessee, Thompson scored double figures a team-high 27 times and registered 13 performances with 20 or more points during the 2018-19 campaign. Additionally, she capped her sophomore season with a total of 11 double-doubles. Thompson tied for first in the OVC in scoring and enters the upcoming season with 927 points following her first two years.

Shephard averaged 9.6 points in 30 games and 28 starts. She broke the school's single-season records in 3-pointers made (73) and 3-pointers attempted (217). The Steele, Missouri native averaged 27.4 minutes per game and tallied 30 steals. Shephard graduated from SEMO in May of 2017 and is currently working on getting her masters in Higher Education Administration.



Pruitt saw action in all 31 games, averaging 18.8 minutes as a true freshman. In her first career start, Pruitt put up 15 points at Mississippi State. The Arlington, Texas native went 31-for-42 (.738) from the free-throw line. She scored in double-figures on three occasions.

McCurdy enters her fourth season with the Redhawks, averaging 12.9 minutes per game. She went 9-for-12 (.750) from the free throw line. McCurdy, a Philadelphia, Pennsylvania native, had four rebounds and seven points in her homecoming last season when the Redhawks played in the NJIT Tournament. She had to sit out much of

the 2018-19 season due to injury.

Harshberger had 50 points and 37 rebounds last season. She has a team-best free throw percentage (.938) after going 15-for-16 the last three seasons. The senior from Dodge City, Kansas had four defensive rebounds in just eight minutes of play last season at Eastern Kentucky (Jan. 19).

Forwards

Kennedi Allen, Jocelyn Taylor and LaTrese Saine all return for SEMO in the front court.

Taylor was SEMO's fourth-leading scorer with 8.1 points per contest and ranked second on the team with 27 blocks. She averaged 20.3 minutes per game in 29 appearances. The Grand Rapids, Michigan native had a career-best four blocks at Tennessee State (Feb. 2). She notched 11 double-figure games with a season-high 19 points against North Alabama (Nov. 24).

Allen averaged three rebounds and 2.9 points per game a year ago. The Little Rock, Arkansas native had 29 blocks in 29 games, with a career-high five blocks at Morehead State (1/17). Allen had a season-high 10 rebounds against North Alabama (11/24) in the NJIT Tournament.

Saine appeared in 13 games before being sidelined due to injury. She averaged 10.2 minutes, 4.3 points and three rebounds. Saine finished with 16 blocks, a season-high four against Murray State (Jan. 12). This will be Saine's fourth season with the Redhawks. In the 2017-18 season, Saine

recorded 143 points, fifth most on the team. She also had 107 rebounds and 20 steals. Saine led the team and ranked sixth in the OVC with 44 blocks.

Schedule

The Redhawks have 29 regular-season games scheduled, including 13 at the Show Me Center.

“We are excited about our schedule because we have great regional games and opponents who will prepare us for another tough OVC season,” said head coach Rekha Patterson.

SEMO will host Saint Louis College of Pharmacy (Oct. 30) in an exhibition match before tipping off the regular season against Missouri-St. Louis (Nov. 5) for the annual “Classroom on the Court” contest. This game affords local schools the opportunity to take a field trip to the Show Me Center.

The Redhawks then hit the road for a seven-game stretch with visits to Arkansas State (Nov. 13), Eastern Michigan (Nov. 19), Purdue Fort Wayne (Nov. 21) and Saint Louis (Dec. 3). The trip is broken up by a home game with longtime rival Southern Illinois (Dec. 7).

SEMO heads back on the road to face Ole Miss (Dec. 14), Western Illinois (Dec. 17) and Indiana State (Dec. 21) before wrapping up the non-conference at home against Harris-Stowe (Dec. 29).

The Redhawks begin their 18-game Ohio Valley Conference schedule with a pair of away games followed by four home contests.

SEMO travels to Austin Peay (Jan. 2) for its league-opener and plays at Murray State (Jan. 4). The Redhawks face Austin Peay, Murray State, SIU Edwardsville, Eastern Illinois, Tennessee Tech and UT Martin twice this year. Road games at Morehead State (Jan. 30), Eastern Kentucky (Feb. 1) and home contests with Belmont (Jan. 9), Tennessee State (Jan. 11) and Jacksonville State (Feb. 6) complete the OVC slate.



2018-19 PREDICTED ORDER OF FINISH

1. Belmont (14 votes)
2. UT Martin (9 votes)
3. Tennessee Tech (1 vote)
4. Austin Peay
5. Jacksonville State
- 6. Southeast Missouri**
7. Morehead State
8. Murray State
9. SIUE
10. Eastern Illinois
11. Tennessee State
12. Eastern Kentucky

PRESEASON PLAYER OF THE YEAR

Ellie Harmeyer, Belmont;

PRESEASON ALL-OVC TEAM

Jordan Brock (G, Jr.)- Tennessee Tech
 Arielle Gonzalez-Varnier (F, Jr.)- Austin Peay
 Ellie Harmeyer (F, Sr.)- Belmont
 Maura Muensterman (G, Sr.)- Belmont
 Karle Pace (G, Jr.)- Eastern Illinois
 Chelsey Perry (F, Jr.)- UT Martin
Tesia Thompson (G, Jr.)- Southeast Missouri
 Macey Turley (G, So.)-Murray State
 Maddie Waldrop (F, Jr.)- UT Martin
 Maddie Wright (F, Sr.)- Belmont



THE TEAM



2019-20 ROSTER

PRONUNCIATION GUIDE

Roshala Scott	Row-Sh-Ah-La
Taelour Pruitt	Taylor
Iyanna McCurdy	eye-yanna
Tesia Thompson	TEE-see-UH
Denisha Gardener	De-Nee-Sha
Sophie Bussard	Buzzard
LaTrese Saine	La-Tree-S Sane
Celeste Akoro	Cell-Es-T A-Car-O
Rekha Patterson	ree-KUH
Losmie Lutaya	LOW-smee loo-TAY-uh

ROSTER BREAKDOWN

Total Squad Members	14
Graduates	1
Senior	4
Junior	4
Sophomore	2
Freshman	3
Returners	9
Newcomers	5

BREAKDOWN BY STATE

Arkansas	3
Missouri	2
Illinois	1
Texas	1
Kansas	1
Pennsylvania	1
Michigan	1
Tennessee	1
Connecticut	1
Indiana	1
Alabama	1

NUMERICAL ROSTER

#	Name	Ht.	Pos.	Class	Hometown / Previous School
1	Kennedi Allen	6-1	F	Jr.	Little Rock, Ark. / Little Rock Central HS
2	Carrie Shephard	5-4	G	R-Sr.	Steele, Mo. / South Pemiscot HS / Missouri
3	Roshala Scott	5-8	G	Fr.	Earle, Ark. / Earle HS
10	Taelour Pruitt	5-6	G	So.	Arlington, Texas / Crowley HS
12	Sophia Hancock	5-10	F	Fr.	Puxico, Mo. / Puxico HS
13	Jessie Harshberger	5-10	G/F	Sr.	Dodge City, Kan. / Dodge City HS
21	Iyanna McCurdy	5-9	G	Sr.	Philadelphia, Penn. / Friends Central HS
23	Jocelyn Taylor	6-0	F	Sr.	Grand Rapids, Mi. / Moberly Area CC
24	Tesia Thompson	5-10	G	Jr.	Memphis, Tenn. / Hamilton HS
30	Terri Smith	5-7	G	Jr.	Harvest, Ala. / Western Kentucky
32	Denisha Gardener	6-1	F	Gr.	Norwalk, Conn. / Central Connecticut State Co.
34	Sophie Bussard	5-8	G	Fr.	Silver Lake, Ind. / Tippecanoe Valley HS
40	LaTrese Saine	6-4	F	R-Jr.	West Memphis, Ark. / West Memphis HS
55	Celeste Akoro	6-2	C	R-So.	O'Fallon, Ill. / O'Fallon Township HS / Virginia Tech

Head Coach:

Rekha Patterson (Fifth Season | North Carolina A&T, 2001)

Associate Head Coach:

Mike Geary (First Season | Aquinas College, 1979)

Assistant Coaches:

Chanté Crutchfield (Fifth Season | Texas Arlington, 2000)

Sakellie Daniels (First Season | Charlotte, 2006)

Director of Operations:

Courtney Smith (First Season | Northern Illinois, 2006)

Graduate Assistant:

Losmie Lutaya (First Season | Southeast Missouri, 2019)

#LETSSOAR

MEET



Kennedi Allen

F • 6-1 • Jr.
Little Rock, Ark.
Corporate
Communications




Carrie Shephard

G • 5-4 • R-Sr.
Steele, Mo.
Higher Education
Administration




Roshala Scott

G • 5-8 • Fr
Earle, Ark.
Athletic Training




Taelour Pruitt

G • 5-6 • So.
Arlington, Texas
Exploratory



Sophia Hancock

F • 5-10 • Fr.
Puxico, Mo.
Exploratory




Jessie Harshberger

G/F • 5-10 • Sr.
Dodge City, Kan.
Marketing /
Psychology



Iyanna McCurdy

G • 5-9 • Sr.
Philadelphia, Penn.
Entrepreneurship



Jocelyn Taylor

F • 6-0 • Sr.
Grand Rapids, Mich.
General Studies



Tesia Thompson

G • 5-10 • Jr.
Memphis, Tenn.
General Studies



Terri Smith

G • 5-7 • Jr.
Harvest, Ala.
Psychology




Denisha Gardener

F • 6-1 • Gr.
Norwalk, Conn.
Mental Health
Counseling



Sophie Bussard

G • 5-8 • Fr.
Silver Lake, Ind.
Communications Disorders



LaTrese Saine

F • 6-4 • R-Jr.
West Memphis, Ark.
Corporate Communications



Celeste Akoro

C • 6-2 • R-So.
O'Fallon, Ill.
General Studies



Losmie Lutaya

Graduate Assistant
First Season




Rekha Patterson

Head Coach
Fifth Season



Mike Geary

Associate Head Coach
First Season



Chanté Crutchfield

Assistant Coach /
Recruiting Coordinator
Fifth Season



Sakellie Daniels

Assistant Coach
First Season



Courtney Smith

Director of Operations
First Season

THE REDHAWKS

SENIORS



L-R: Iyanna McCurdy, Jocelyn Taylor, Carrie Shephard, Denisha Gardener, Jessie Harshberger

JUNIORS



L-R: LaTrese Saine, Kennedy Allen, Terri Smith, Tesia Thompson

SOPHOMORES



L-R: Taelour Pruitt, Celeste Akoro

FRESHMEN



L-R: Roshala Scott, Sophia Hancock, Sophie Bussard

2019-20 SCHEDULE

Date	Day	Opponent	Location	Time
OCT. 30	WEDNESDAY	ST. LOUIS COLLEGE OF PHARMACY (EXHIB)	SHOW ME CENTER	6:30 PM
NOV. 5	TUESDAY	MISSOURI-SAINT LOUIS	SHOW ME CENTER	11:00 AM
NOV. 10	SUNDAY	EVANSVILLE	SHOW ME CENTER	2:00 PM
Nov. 13	Wednesday	Arkansas State	Jonesboro, Ark.	7:00 PM
Nov. 19	Tuesday	Eastern Michigan	Ypsilanti, Mich.	6:00 PM
Nov. 21	Thursday	Purdue-Fort Wayne	Fort Wayne, Ind.	6:00 PM
Dec. 3	Tuesday	Saint Louis	St. Louis, Mo.	7:00 PM
DEC. 7	SATURDAY	SOUTHERN ILLINOIS	SHOW ME CENTER	6:30 PM
Dec. 14	Saturday	Ole Miss	Oxford, Miss.	5:00 PM
Dec. 17	Tuesday	Western Illinois	Macomb, Ill.	5:30 PM
Dec. 21	Saturday	Indiana State	Terre Haute, Ind.	1:00 PM
DEC. 29	SUNDAY	HARRIS-STOWE	SHOW ME CENTER	2:00 PM
Jan. 2	Thursday	Austin Peay*	Clarksville, Tenn.	5:30 PM
Jan. 4	Saturday	Murray State*	Murray, Ky.	5:00 PM
JAN. 9	THURSDAY	BELMONT*	SHOW ME CENTER	5:15 PM
JAN. 11	SATURDAY	TENNESSEE STATE*	SHOW ME CENTER	2:00 PM
JAN. 16	THURSDAY	AUSTIN PEAY*	SHOW ME CENTER	5:15 PM
JAN. 18	SATURDAY	MURRAY STATE*	SHOW ME CENTER	2:00 PM
Jan. 23	Thursday	SIUE*	Edwardsville, Ill.	5:30 PM
Jan. 25	Saturday	Eastern Illinois*	Charleston, Ill.	TBA
Jan. 30	Thursday	Morehead State*	Morehead, Ky.	4:00 PM
Feb. 1	Saturday	Eastern Kentucky	Richmond, Ky.	12:30 PM
FEB. 6	THURSDAY	JACKSONVILLE STATE*	SHOW ME CENTER	5:15 PM
FEB. 8	SATURDAY	TENNESSEE TECH*	SHOW ME CENTER	2:00 PM
FEB. 13	THURSDAY	UT MARTIN*	SHOW ME CENTER	5:15 PM
FEB. 15	SATURDAY	SIUE*	SHOW ME CENTER	2:00 PM
Feb. 20	Thursday	Jacksonville State*	Jacksonville, Ala.	5:15 PM
Feb. 22	Saturday	Tennessee Tech*	Cookeville, Tenn.	2:00 PM
FEB. 27	THURSDAY	EASTERN ILLINOIS*	SHOW ME CENTER	5:15 PM
Feb. 29	Saturday	UT Martin*	Martin, Tenn.	2:00 PM
OVC TOURNAMENT - EVANSVILLE, IND.				
Mar. 4	Wednesday	First Round	Ford Center, Evansville, Indiana	TBA
Mar. 5	Thursday	Quarterfinals	Ford Center, Evansville, Indiana	TBA
Mar. 6	Friday	Semifinals	Ford Center, Evansville, Indiana	TBA
Mar. 7	Saturday	Championship	Ford Center, Evansville, Indiana	TBA

Home Games in **Bold**/Played at the Show Me Center

* - Denotes Ohio Valley Conference Game

All times central and subject to change.

All home games and every OVC game can be viewed on ESPN+.









#LETSSOAR

■ - Home Game

■ - Away Game

All home games played at the Show Me Center

All times central and subject to change

Sunday	Monday	Tuesday	Wednesday	Thursday	Friday	Saturday
				November	1	2
3	4	5 	6	7	8	9
10 	11	12	13 	14	15	16
17	18	19 	20	21 	22	23
24	25	26	27	28	29	30
1 December	2	3 	4	5	6	7 
8	9	10	11	12	13	14 
15	16	17 	18	19	20	21 
22	23	24	25	26	27	28
29 	30	31	1 January	2 	3	4 

■ - Home Game

■ - Away Game

All home games played at the Show Me Center

All times central and subject to change

Sunday	Monday	Tuesday	Wednesday	Thursday	Friday	Saturday
5	6	7	8	9 	10	11 
12	13	14	15	16 	17	18 
19	20	21	22	23 	24	25 
26	27	28	29	30 	31	1 February 
2	3	4	5	6 	7	8 
9	10	11	12	13 	14	15 
16	17	18	19	20 	21	22 
23	24	25	26	27 	28	29 
1 March	2	3	4 	5 OVC Tournament	6	7 

REDHAWK OPPONENTS



St. Louis College of Pharmacy
October 30th, 6:30 p.m., CT

University Information:
Location: St. Louis, Mo.
Founded: 1864
Enrollment: 698
Colors: Purple & Yellow
Nickname: Eutectic
Conference: AMC: NAIA
Facility: STLCOP Gymnasium

Team Information:
Head Coach: Stephen Allen
School Record: 13-46 (3rd)
2018-19 Record: 8-22
SEMO vs: First Meeting
Last Meeting: First Meeting

Athletic Communications:
SID: Briana Hepfinger
Office: (314) 446-8348
Email: brianahepfinger@stlcop.edu
Website: eutecticsports.com



Missouri-St. Louis
November 5th, 11:00 a.m., CT

University Information:
Location: St. Louis, Ill.
Founded: 1963
Enrollment: 16,809
Colors: Red and Yellow
Nickname: Tritons
Conference: GLVC, DII
Facility: Mark Twain Building

Team Information:
Head Coach: Katie Vaughn
School Record: 110-83
2018-19 Record: 12-15
SEMO vs:
Last Meeting:

Athletic Communications:
SID: Mary Ann Mitchell
Office: (314) 516-5660
Email: tierneym@umsl.edu
Website: umsltriton.com



Evansville
November 10th, 2:00 p.m., CT

University Information:
Location: Evansville, Ind.
Founded: 1854
Enrollment: 2,290
Colors: Purple, White & Orange
Nickname: Purple Aces/Aces
Conference: Missouri Valley Conference
Facility: Carson Center

Team Information:
Head Coach: Matt Ruffing
School Record: 24-98
2018-19 Record: 4-26
SEMO vs: SEMO trails 0-1
Last Meeting: 12/8/18 Away W, 54-50

Athletic Communications:
SID: Michael Robertson
Office: (812) 488-2238
Email: mr328@evansville.edu
Website: gopurpleaces.com



Arkansas State
November 13th, 7:00 p.m., CT

University Information:
Location: Jonesboro, Ark.
Founded: 1909
Enrollment: 21,976
Colors: Scarlet, Black and White
Nickname: Red Wolves
Conference: Sun Belt
Facility: First National Bank Arena

Team Information:
Head Coach: Matt Daniel
School Record: First Year
2018-19 Record: 12-18
SEMO vs:
Last Meeting:

Athletic Communications:
SID: Caleb Garner
Office: (870) 972-2541
Email: rgarner@astate.edu
Website: astateredwolves.com



Eastern Michigan
November 19th, 6:00 p.m., CT

University Information:
Location: Ypsilanti, Mich.
Founded: 1849
Enrollment: 16,997
Colors: Green and White
Nickname: Eagles
Conference: MAC
Facility: Convocation Center (8,754)

Team Information:
Head Coach: Fred Castro
School Record: 31-62
2018-19 Record: 14-17
SEMO vs:
Last Meeting:

Athletic Communications:
SID: TBA
Office: --
Email: --
Website: emueagles.com



Purdue-Fort Wayne
November 21st, 6:00 p.m., CT

University Information:
Location: Fort Wayne, Ind.
Founded: 1964
Enrollment: 10,414
Colors: Blue and White
Nickname: Mastadons
Conference: Summit League
Facility: Gates Sport Center

Team Information:
Head Coach: Niecee Nelson
School Record: 16-70
2018-19 Record: 7-22
SEMO vs:
Last Meeting:

Athletic Communications:
SID: Aaron Johnson
Office: (260) 481-0278
Email: aaron.johnson@pfw.edu
Website: gomastadons.com

2019-20 REDHAWKS



Saint Louis

December 3rd, 7:00 p.m., CT

University Information:

Location: St. Louis, Mo.
Founded: 1818
Enrollment: 12,649
Colors: Blue & White
Nickname: Billikens
Conference: Atlantic 10
Facility: Chaifetz Arena

Team Information:

Head Coach: Lisa Stone
School Record: 625-339
2018-19 Record: 15-16
SEMO vs:
Last Meeting:

Athletic Communications:

SID: Mickey Smith
Office: (314) 977-3463
Email: mickey.smith@slu.edu
Website: www.slubillikens.com



Southern Illinois

December 7th, 6:30 p.m., CT

University Information:

Location: Carbondale, Ill.
Founded: 1869
Enrollment: 12,817
Colors: Maroon & White
Nickname: Salukis
Conference: Missouri Valley
Facility: SIU Arena (9,000)

Team Information:

Head Coach: Cindy Stein
School Record: 90-95
2018-19 Record: 15-15
SEMO vs:
Last Meeting: 11/14/18 Away L, 40-60

Athletic Communications:

SID: Will Becque
Office: (618) 453-5470
Email: william.becque@siu.edu
Website: siusalukis.com



Ole Miss

December 14th, 1:00 p.m. CT

University Information:

Location: Oxford, Miss.
Founded: 1848
Enrollment: 23,258
Colors: Cardinal Red, Navy Blue
Nickname: Rebels
Conference: SEC
Facility: The Pavilion (9,500)

Team Information:

Head Coach: Yvette McPhee-McCuin
School Record: 9-22
2018-19 Record: 9-22
SEMO vs:
Last Meeting:

Athletic Communications:

SID: Tyler Wooten
Office: (662) 915-7509
Email: tjwooten@olemiss.edu
Website: olemisssports.com



Western Illinois

December 17th, 5:30 p.m. CT

University Information:

Location: Macomb, Ill.
Founded: 1899
Enrollment: 8,166
Colors: Purple & Gold
Nickname: Leathernecks
Conference: Summit League
Facility: Western Hall (4,421)

Team Information:

Head Coach: JD Gravina
School Record: 121-96
2018-19 Record: 12-18
SEMO vs:
Last Meeting: 11/20/18 Home W, 81-71

Athletic Communications:

SID: Jessi Skonning
Office: (309) 298-1133
Email: ja-skonningwiu.edu
Website: www.goleathernecks.com



Indiana State

December 21st, 1:00 p.m., CT

University Information:

Location: Terre Haute, Ind.
Founded: 1865
Enrollment: 12,531
Colors: Yale Blue, White
Nickname: Sycamores
Conference: Missouri Valley
Facility: Hulman Center (10,200)

Team Information:

Head Coach: Vicki Hall
School Record: 11-19
2018-19 Record: 11-19
SEMO vs:
Last Meeting: 11/29/18 Home L, 51-62

Athletic Communications:

SID: Andrew Hile
Office: (812) 237-4160
Email: ahile1@sycamores.indstate.edu
Website: www.gosycamores.com



Harris-Stowe

December 29th, 2:00 p.m., CT

University Information:

Location: St. Louis, Mo.
Founded: 1857
Enrollment: 1,716
Colors: Brown & Gold
Nickname: Hornets
Conference: AMC- NAIA
Facility: Emerson Performance Center

Team Information:

Head Coach: Seth McDowell
School Record: First Season
2018-19 Record: 14-16
SEMO vs:
Last Meeting: 12/29/18 Home W, 80-65

Athletic Communications:

SID: Ben Economon
Office: (314) 340-3570
Email: economob@hssu.edu
Website: www.hornetsathletics.com

OPPONENTS



Austin Peay

January 2nd & January 16th

University Information:

Location: Clarksville, Tenn.
Founded: 1927
Enrollment: 9,835
Colors: Red & White
Nickname: Governors
Conference: Ohio Valley
Facility: Winfield Dunn Center (7,257)

Team Information:

Head Coach: David Midlick
School Record: 55-65
2018-19 Record: 15-15, 10-8 OVC
SEMO vs:
Last Meeting: 2/21/19 Away L, 54-56

Athletic Communications:

SID: Casey Crigger
Office: (931) 221-6563
Email: criggerc@apsu.edu
Website: www.letsgopeay.com



Murray State

January 4th & January 18th

University Information:

Location: Murray, Ky.
Founded: 1922
Enrollment: 9,466
Colors: Navy Blue & Gold
Nickname: Racers
Conference: Ohio Valley
Facility: CFSB Center

Team Information:

Head Coach: Rechelle Turner
School Record: 24-36
2018-19 Record: 13-17, 9-9 OVC
SEMO vs:
Last Meeting: 2/23/19 Away L, 74-82

Athletic Communications:

SID: Parker Griffith
Office: (270) 809-3351
Email: pgriffith2@murraystate.edu
Website: www.goracers.com



Belmont

January 9th, 5:15 p.m., CT

University Information:

Location: Nashville, Tenn.
Founded: 1892
Enrollment: 8,318
Colors: Navy Blue, Red, White
Nickname: Bruins
Conference: Ohio Valley
Facility: Curb Event Center

Team Information:

Head Coach: Bart Brooks
School Record: 26-7
2018-19 Record: 26-7, 16-2 OVC
SEMO vs:
Last Meeting: 3/6/19 OVC Tourn. L, 65-74

Athletic Communications:

SID: Seth Raborn
Office: (615) 460-8023
Email: seth.raborn@belmont.edu
Website: www.belmontbruins.com



Tennessee State

January 11th, 2:00 p.m., CT

University Information:

Location: Nashville, Tenn.
Founded: 1912
Enrollment: 9,165
Colors: Reflex Blue & White
Nickname: Lady Tigers
Conference: Ohio Valley
Facility: Gentry Center

Team Information:

Head Coach: Jessica Kern
School Record: 11-46
2018-19 Record: 5-25, 5-13 OVC
SEMO vs:
Last Meeting: 2/28/19 Home W, 81-57

Athletic Communications:

SID: Zekeya Anderson-Harrison
Office: (615) 963-1867
Email: zanderson01@tnstate.edu
Website: www.tsutigers.com



SIU Edwardsville

January 23rd & February 15th

University Information:

Location: Edwardsville, Ill.
Founded: 1957
Enrollment: 14,142
Colors: White, Red
Nickname: Cougars
Conference: Ohio Valley
Facility: Vadalabene Center

Team Information:

Head Coach: Paula Buscher
School Record: 92-92
2018-19 Record: 13-16, 8-10 OVC
SEMO vs:
Last Meeting: 1/24/19 Home W, 63-58

Athletic Communications:

SID: Joe Pott
Office: (618) 650-2860
Email: jpott@siue.edu
Website: www.siuecougars.com



Eastern Illinois

January 25th & February 27th

University Information:

Location: Charleston, Ill.
Founded: 1899
Enrollment: 7,526
Colors: Blue, Gray, White
Nickname: Panthers
Conference: Ohio Valley
Facility: Lantz Arena

Team Information:

Head Coach: Matt Bollant
School Record: 14-44
2018-19 Record: 11-18, 5-13 OVC
SEMO vs:
Last Meeting: 2/16/19 Away W, 80-54

Athletic Communications:

SID: Brad O'Brien
Office: (217) 581-7151
Email: btobrien@eiu.edu
Website: www.eiupanthers.com

OPPONENTS



Morehead State

January 30th, 4:00 p.m., CT

University Information:

Location: Morehead, Ky.
Founded: 1887
Enrollment: 10,200
Colors: Blue, Gold
Nickname: Eagles
Conference: Ohio Valley
Facility: Johnson Arena

Team Information:

Head Coach: Greg Todd
School Record: 88-70
2018-19 Record: 24-11, 13-5 OVC
SEMO vs:
Last Meeting: 1/17/19 Away L, 54-82

Athletic Communications:

SID: Ted McCoart
Office: (606) 783-2557
Email: tbmccoart@moreheadstate.edu
Website: www.msueagles.com



Eastern Kentucky

February 1st, 12:30 p.m., CT

University Information:

Location: Richmond, Ky.
Founded: 1906
Enrollment: 16,881
Colors: Maroon & White
Nickname: Colonels
Conference: Ohio Valley
Facility: McBrayer Arena

Team Information:

Head Coach: Samantha Williams
School Record: First Year
2018-19 Record: 2-27, 0-18 OVC
SEMO vs:
Last Meeting: 1/19/19 Away W, 52-42

Athletic Communications:

SID: Chris Wells
Office: (859) 622-6170
Email: christofer.wells@eku.edu
Website: www.ekusports.com



Jacksonville State

February 6th & February 20th

University Information:

Location: Jacksonville, Ala.
Founded: 1883
Enrollment: 8,567
Colors: Red, White
Nickname: Gamecocks
Conference: Ohio Valley
Facility: Pete Mathews Coliseum

Team Information:

Head Coach: Rick Pietri
School Record: 90-88
2018-19 Record: 15-15, 9-9 OVC
SEMO vs:
Last Meeting: 2/9/19 Home L, 39-56

Athletic Communications:

SID: Daniel Porter
Office: (256) 782-5965
Email: dporter@jsu.edu
Website: www.jsugamecocksports.com



Tennessee Tech

February 8th & February 22nd

University Information:

Location: Cookeville, Tenn.
Founded: 1915
Enrollment: 10,504
Colors: Purple & Gold
Nickname: Golden Eagles
Conference: Ohio Valley
Facility: Eblen Center

Team Information:

Head Coach: Kim Rosamond
School Record: 39-53
2018-19 Record: 22-11, 12-6 OVC
SEMO vs:
Last Meeting: 2/7/19 Home W, 62-53

Athletic Communications:

SID: Jonathan Caudle
Office: (931) 372-6139
Email: jcaudle@tnitech.edu
Website: www.ttusports.com



UT Martin

February 13th & February 29th

University Information:

Location: Martin, Tenn.
Founded: 1900
Enrollment: 6,705
Colors: Navy, Orange, White
Nickname: Skyhawks
Conference: Ohio Valley
Facility: Elam Center (4,300)

Team Information:

Head Coach: Kevin McMillan
School Record: 196-126
2018-19 Record: 23-9, 13-5 OVC
SEMO vs:
Last Meeting: 2/14/19 Away L, 50-61

Athletic Communications:

SID: Alex Boggis
Office: (731) 881-7694
Email: daboggis@utm.edu
Website: www.utmsports.com

#LETSSOAR



COACHES



Rekha Patterson enters in her fifth season at the helm of the Southeast Missouri State Women's Basketball program.

In just four years as a head coach, Patterson has guided the Redhawks to four-consecutive Ohio Valley Conference Tournament appearances, a first since the 2006-2009 seasons.

Patterson is an active member of the community, serving on the Cape Girardeau Public Library Board of Directors since 2017, the Southeast Missouri FCA Board since 2016 and has been a member of the Chamber of Commerce since 2015. She has been a guest speaker for many local civic groups, sports organizations and Chamber of Commerce events and was the 2016 keynote speaker for the Women's Prayer Breakfast.

Academically, the Redhawks have an average of 3.30 GPA over the last four years. SEMO has had 29 student-athletes on the Commissioner's Honor Roll. In 2015-16 and 2017-18 Ashton Luttrull received the OVC Medal of Honor.

Last season, the Redhawks faced a tough non-conference schedule, including trips to Mississippi State, Bradley, Southern Illinois, Memphis and NJIT. SEMO went 8-10 in conference play to earn a spot into the OVC Tournament for the fourth consecutive year under Patterson.

The Redhawks, ranked No. 8, fell short against No. 1 seeded Belmont in the first round of the OVC Tournament at the Ford Center in Evansville, Indiana. Senior Adrianna Murphy posted 20 points in her final game in a SEMO uniform. At the end of the third, SEMO led the Bruins 51-50, only for Belmont to go on a 10-6 run in the final quarter.

Four Redhawks logged over 200 points, with Tesia Thompson leading the team and the conference with 529 points. Carrie Shephard (288), Murphy (258) and Jocelyn Taylor (234) also scored over 200 points. Carrie Shephard set the single-season record for three-pointers attempted (217) and three-pointers made (73).

In 2017-18, Patterson mentored Tesia Thompson, the first to gain All-OVC Newcomer, All-OVC Second Team and later named OVC Freshman of the Year honors in the same year. Thompson ended the season with a team-high 398 points. She recorded 51 steals and 164 rebounds in her rookie campaign. Murphy was named OVC Defensive Player of the Year, the first honor for a Redhawk. Murphy recorded 160 rebounds, 88 steals and 305 points.

The Redhawks recorded the first ever pre-season WNIT victory over Saint Francis (82-50). SEMO had six of the 10 tough non-conference opponents participate in post season play. In conference play, the Redhawks held the opponents to 62.3 points per game, down from 73.8 points a season before. Opponents went from shooting .429 from the floor to .388. SEMO was in the top four in scoring defense, field goal percentage defense and led the conference in defensive rebounds and steals per game (9.6).

In 2016-17, Patterson mentored Bri Mitchell, the first First Team All-OVC performer out of Southeast since Missy Whitney in 2007-08. Mitchell's senior season followed a Second Team-caliber junior season.

Mitchell and fellow 2016-17 senior Olivia Hackmann both topped the 1,000-point marks in their Redhawk careers. As a team, Southeast ranked second in the league in assists (479), fewest turnovers, scoring offense (73.9 points per game), and 3-point shooting percentage (34.9%). Individually, point guard Adrianna Murphy led the OVC in assists per game (5.8) and second in total assists (174).

The 2016-17 season was highlighted by conference wins over UT Martin (Jan. 14), SIUE (Feb. 8), and a home-and-home sweep of Murray State. The win over UT Martin saw the Redhawks snap a 14-game losing streak to the OVC powerhouse Skyhawks and the first since the 2008-09 campaign. The sweep of the Racers was also significant for SEMO as it was the first series win over Murray since the 2004 season. It was also Southeast's first series sweep over an opponent since SIUE in 2014. During conference play, Southeast finished 5-3 on the road.

In her first season as head coach, Patterson guided the Redhawks to their first winning season in seven years, posting an even 15-15 overall record and an 8-8 Ohio Valley Conference record. The Redhawks, who were picked to finish last in the 12-team league, finished tied for fifth in Patterson's first season. In addition, Southeast punched its ticket to the OVC Tournament for the first time since 2009 under Patterson's tutelage.

In their first OVC Tournament appearance in seven years, the sixth-seeded Redhawks took on No. 3 SIUE. Southeast

ultimately fell to the Cougars, 80-76, but battled hard and took SIUE to overtime in the first round. The Redhawks had four players in double-digit points and shot 40 percent as a team, out-shooting the Cougars by four percentage points in the game.

Of the eight head coaches in the history of Southeast Missouri women's basketball, Patterson became the fourth to record a winning season in their first year at the helm of the program.

The 2015-16 campaign began with Southeast winning four of its first five games. In non-conference play, Southeast picked up victories over UMKC, Western Illinois, and Missouri Valley powerhouse Wichita State. SMO opened OVC play winning five of its first six league games. Southeast finished the season going 9-4 at the Show Me Center.

Statistically, the Redhawks ranked 13th nationally in rebounds per game, averaging 43.4 board per game. That figure ranked second in the OVC. Southeast's 28 defensive rebounds per game ranked 24th nationally, third in the OVC.

In the classroom, Patterson's 2015-16 team posted eight players to the OVC Commissioner's Honor Roll for achieving at least a 3.25 grade point average. In addition, Ashton Luttrull was awarded the OVC Medal of Honor for earning a perfect 4.0 GPA.

Patterson was named the eighth head coach in Southeast Missouri women's basketball history during a press conference at the Show Me Center on April 15, 2015.

Patterson is the first female head coach in the NCAA Division I era for Southeast and fourth female head coach in the 39-year history of the program.

Patterson spent the previous two seasons (2013-15) as the associate head coach at Ball State. She previously worked on the staffs at Baylor (2002-04, 2010-12), Creighton (2007-08), Ball State (2006-07) and Eastern Illinois (2004-06). Patterson was also the Coordinator of Operations for the 2008-09 academic year.

During her coaching career, Patterson has been on the staff of programs that have advanced to postseason play in 12 of 14 seasons. She has worked with teams that have won a National Championship, reached two Final Fours, the Sweet 16 four times and has been a part of seven Big 12 championships.

Patterson has helped guide Ball State to the WNIT. In 2014-15, the Cardinals were 13-5 in Mid-American Conference (MAC) play. In her first season back at Ball State, the Cardinals advanced to the 2014 MAC Tournament championship game. Ball State became the first team to ever play five games in



a single MAC Tournament. It was her second stint with the Cardinals after previously serving as an assistant coach in 2006-07.

In 2014, Patterson was a participant in the Achieving Coaching Excellence (ACE) program that is run by the NCAA.

Patterson has coached a National Player of the Year (Brittney Griner), two National Freshmen of the Year, four College All-Americans, an Ohio Valley Conference Freshman of the Year (Rachel Galligan) and numerous all-conference performers.

While at Baylor from 2009-13, Patterson was part of the first women's basketball team to ever win 40 games as the Lady Bears posted an unbeaten mark on the way to the national championship. She spent the 2012-13 season as the associate coach and recruiting coordinator after working the previous three years as the coordinator of basketball operations.

Patterson was an assistant coach at Creighton in 2007-08 when the Bluejays won 21 games, fell one win short of sharing the Missouri Valley Conference regular season title, and completed the 15th-best turnaround in the nation that season.

While she was an assistant coach at Eastern Illinois from 2004-06, Patterson was the post coach for Galligan as she earned the top freshman honor in the OVC.

From 2002-04, Patterson began her coaching career as a graduate assistant at Baylor. Prior to that, she spent a year working at the NCAA national headquarters, where she was an education services intern.

A native of Red Springs, North Carolina, Patterson was a four-year letterwinner and two-time captain in women's basketball at North Carolina A&T, where she earned a bachelor's degree in public relations in 2001. She received a master's degree in education with an emphasis in sport management from Baylor in 2004.

Her mother, Eva Patterson-Heath, was the head coach of the Fayetteville State (N.C.) women's basketball program and took her team to the NCAA Division II national tournament. She previously won over 500 games as the head coach at Red Springs (N.C.) High School.

The Rekha Patterson File

Hometown

- Red Spring, North Carolina

Family

- Daughter of Tim Heath and Eva Patterson-Heath

Education

- North Carolina A&T, 2001 (bachelor's degree in Public Relations)
- Baylor, 2004 (master's degree in Education with an emphasis in Sport Management)

Playing Career

- Four-year letterwinner; two-time team captain, North Carolina A&T (1997-2001)

Coaching Career

Year	School	Position	Record	Conf. Finish
2002-03	Baylor	Graduate Assistant Coach	24-11, 8-8 Big 12	7 th
2003-04	Baylor	Graduate Assistant Coach	26-9, 10-6 Big 12	t-4 th
2004-05	Eastern Illinois	Assistant Coach	10-17, 3-13 OVC	10 th
2005-06	Eastern Illinois	Assistant Coach	10-19, 9-11 OVC	8 th
2006-07	Ball State	Assistant Coach	24-7, 13-3 MAC	1 st -West
2007-08	Creighton	Assistant Coach	21-12, 12-6 MVC	4 th
2009-10	Baylor	Coordinator of Operations	27-10, 9-7 Big 12	6 th
2010-11	Baylor	Coordinator of Operations	34-3, 15-1 Big 12	1 st
2011-12	Baylor	Coordinator of Operations	40-0, 18-0 Big 12	1 st
2012-13	Baylor	Associate Coach	34-2, 18-0 Big 12	1 st
2013-14	Ball State	Associate Head Coach	18-17, 9-9 MAC	t-2 nd -West
2014-15	Ball State	Associate Head Coach	17-14, 13-5 MAC	1 st -West
2015-16	Southeast Missouri	Head Coach	15-15, 8-8 OVC	t-5 th
2016-17	Southeast Missouri	Head Coach	13-17, 7-9 OVC	t-6 th
2017-18	Southeast Missouri	Head Coach	14-17, 9-9 OVC	t-6 th
2018-19	Southeast Missouri	Head Coach	13-17, 8-10 OVC	8 th

Head Coaching Overall Record - 54-64 (Fifth Season)

Record at Southeast Missouri - 54-64, 32-46 OVC (Fifth Season)





Mike Geary was hired as the Redhawks Associate Head Coach after spending one season as an assistant at Rhode Island.

Before Rhode Island, Geary spent five years at Saint Louis, starting as an assistant coach in June, 2013 after four seasons as an assistant at the University of Detroit Mercy. He was promoted to associate head coach at SLU in June 2014. He helped lead SLU's program to two WNIT appearances and one Atlantic-10 regular-season co-championship during his tenure.

While with the Bilikens, Geary had five players named all-conference as well as two player of the year awards. SLU made the WNIT three times.

Detroit Mercy posted a 21-13 record and won the Women's Basketball Invitational with Geary on staff in 2012-13. That followed a 2011-12 campaign that saw the Titans go 20-14 and earn a WNIT bid. During Geary's tenure, Detroit Mercy improved its NCAA Ratings Percentage Index (RPI) from 220 to 97. Detroit Mercy also appeared in the WNIT one time, and had four athletes named to the all-conference team.

Geary also spent two seasons as an assistant coach alongside Patterson at Ball State. They helped guide the 2006-07 Cardinals to a 24-7 ledger, the Mid-American Conference West Division title and a WNIT berth. While at Ball State, they had one student athlete named to all-conference team.

He had success as a head coach at the NCAA Division II level, winning 417 games. Geary led Lake Superior State to the 1988 NCAA Tournament round of 16 in his second season, and the Lakers were 47-10 in his two campaigns at the helm. As head coach, Geary led the Lakers to a pair of NCAA appearances and had five all-conference players.

Geary then embarked on a stellar 17-year stint at Northern Michigan, where his teams compiled a 370-123 record and enjoyed 12 winning seasons, including eight in succession with 20 or more victories. As head coach, Geary had eleven NCAA Tournament appearances. He had 20 all-conference players and six athletes earn player of the year titles.

Geary's Northern Michigan teams captured seven GLIAC Tournament crowns, including four-straight from 1995 to 1998. The Wildcats played in seven NCAA regional championship games and his players earned five All-America awards to go along with six GLIAC Most Valuable Player accolades.

Geary has three sons, Sean, Tyler and Cruz.





Chanté Crutchfield enters her fifth season as an assistant coach with the Southeast Missouri women's basketball program. Crutchfield was promoted to Recruiting Coordinator at the end of the 2017-18 season after landing an impressive class of recruits.

In her first season at Southeast, Crutchfield helped lead the Redhawks to a 15-15 finish on the season and an 8-8 record in OVC play, finishing tied for fifth in the 12-team league.

Crutchfield helped mentor guard Bri Mitchell from 2015 to 2017. Mitchell was named First Team All-OVC in 2016-17 and Second Team the year prior. She became the first SEMO player to earn First Team honors since Missy Whitney in 2007-08. Mitchell became the 18th member of Southeast's 1,000-Point Club in 2016-17.

Crutchfield recruited and signed Tesia Thompson, an ESPN Top 100 in the 2017 class. In 2018, Thompson was honored as the OVC Freshman of the Year, and named to the All-OVC Second-Team and All-Newcomer Team. This accolade was the first in program history. Thompson was Southeast's top scorer as a freshman at 12.8 points per game and ranked second on the team with 5.3 rebounds and 51 steals.

Prior to Southeast, Crutchfield was head coach at Crowley High School in 2014-15, leading her team to an overall record of 23-8 and 11-3 in district play. She guided her team to its first District Championship in seven seasons and first playoff win in 10 years.

Crutchfield is now reunited with Crowley athlete, Taelour Pruitt. She was the head coach and helped Pruitt gain multiple honors. Pruitt was named District 8-5A Newcomer and All-Region First-Team after her freshman season.

A native of Waco, Texas, Crutchfield has seven years of head girls basketball coaching experience at the high school level. She also worked at other Texas prep schools, including Brenham, William B. Travis, and University. At Brenham, Crutchfield compiled an overall record of 55-15. She guided the program to its first District Championship in nine years and back-to-back District titles for the first time in 12 seasons. Those teams produced two District Most Valuable Players, one Offensive MVP, two Defensive MVPs, one Newcomer of the Year, one Most Improved Player, 14 All-District selections, nine Academic All-District honorees, four All-Brazos Valley, three All-State and three All-Region picks, and one District 18-4A Coach of the Year accolade.

Crutchfield had the pleasure of coaching center Teaira McCowan at Brenham. The highly-recruited McCowan played for the USA U18 National Team that went on to win gold. McCowan played at Mississippi State out of the Southeastern Conference, and was drafted third overall in the 2019 WNBA Draft by Indiana Fever. She was voted ESPNW National Player of the Week on January 21, 2019. In her first game for the Fever, McCowan hit a buzzer-beater layup to deliver an 81-80 victory.

McCowan finished her career at Mississippi State with 1,942 points, 1,402 rebounds and 271 blocks. She finished among MSU career leaders in scoring (1,942, 4th), field goal percentage (59.7%, 1st), field goals made (770, 4th), rebounds (1,502, 1st), blocks (271, 2nd). McCowan is the only person in MSU history to record 1,500 points, 1,500 rebounds and 250 blocks. She is also the all-time leading rebounder in NCAA Tournament history (240).

In her first year, McCowan was an SEC All-Freshman Team selection after averaging 6.6 points, 5.6 rebounds and 1.3 blocks. In 2016-17, McCowan posted averages of 8.7 points, 7.1 rebounds and 1.5 blocks en route to being voted SEC Sixth Woman of the Year and helping lead the Bulldogs to the National Championship game including wins over Baylor and (then) undefeated UConn. In 2017-18, she posted averages of 18.2 points, 13.9 rebounds, 2.07 blocks. As a senior, McCowan averaged 18.4 points, 13.5 rebounds and 2.4 blocks a game.

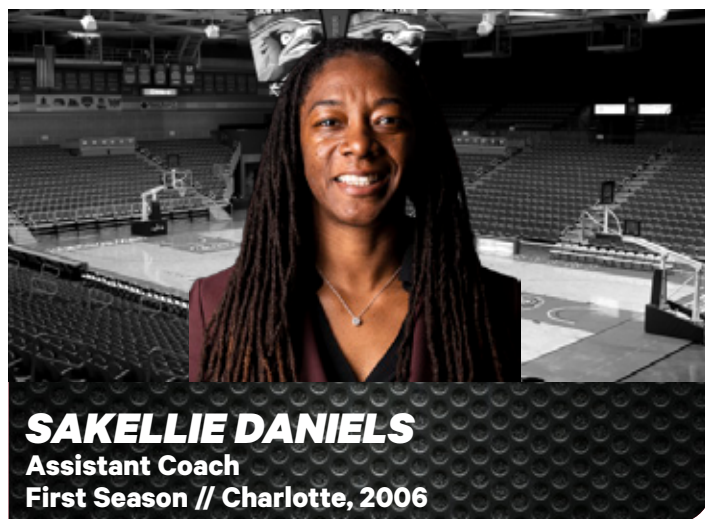
McCowan was a 13-time SEC Player of the week. At the conclusion the 2018-19 season, she was named SEC Player of the Year, SEC & WBCA Defensive Player of the Year, WBCA All-American, ESPNW & AP First Team All-American, Wooden Award All-America Team, and First-Team All-SEC. As a junior, she was voted WBCA, ESPNW and AP All-American, Naismith Defensive Player of the Year SEC Co-Defensive Player of the Year, SEC All-Defensive Team – 2017-2018 and First Team All-SEC all while returning to the National Championship game again.

Crutchfield started her head coaching career at William B. Travis High School, helping the Rebels to an overall 62-54 record, three consecutive playoff appearances and their first 20-win season in 15 years and was named Coach of the Year twice.

In 2007, Crutchfield served as the Director of Operations for the Houston Comets out of the WNBA and worked as a basketball operations coordinator from 2002-05. During this time, Crutchfield had an opportunity to go travel overseas with the USA Women's Basketball National Team during their Pre-Olympic Tour in 2004.

Crutchfield was a graduate assistant coach for Kim Mulkey at Baylor from 2000-02. She helped to lay the foundation of the program that Baylor has become today, and was instrumental in Baylor making the NCAA Tournament for the first time in program history.

She received her bachelor's degree in business administration-finance from Texas-Arlington in 2000 and earned her master's in sports management at Baylor in 2002.



Sakellie Daniels joins the Redhawks after working two seasons for Katie Meier at the University of Miami.

The Hurricanes had two berths in the NCAA Tournament during Daniels stint, finishing with a compiled record of 46-20. Last season the Hurricanes hosted the first two rounds in Coral Gables. Daniels came to Miami from her alma mater, Hoke County (N.C.) High School, where she served as the head varsity basketball coach from 2015-17. She led the team to the state playoffs both of her seasons there, ending an eight-year drought. She also had the opportunity to coach Mahogany Matthews who is now a student-athlete at Marshall University.

Sakellie had a standout career under the direction of Coach Meier with the Charlotte 49ers where she was named Team MVP 3 seasons 2004-2006. All Conference USA Freshman team, 2005 All Conference USA Second Team, 2006 First Team Atlantic 10 and Atlantic 10 All Defensive Team.

Daniels was named a WNBA Draft prospect in 2006. She went on to play professionally for eight years in Europe, competing for teams in Germany, Switzerland, Lithuania, Finland and Romania.

While in Switzerland 2009 and 2010, Daniels earned first team all-league and defensive player of the year recognition. During her stint in Finland with Lappeenranta Catz they won the Finnish Cup and also won the Finnish League Championship. She was named first team all-league in Lithuania in 2012 and 2014, also garnering guard of the year accolades the latter time.

A native of Raeford, N.C., Daniels graduated from Charlotte in 2006 after double majoring in Africana studies and communications.



COURTNEY SMITH
Director of Operations
First Season // Northern Illinois, 2006

Courtney Smith was hired as Director of Operations in August of 2019. Smith will be responsible for business operations, Under Armour contract, communications, team travel, community service and alumni coordinator. She will also assist with on-campus recruiting and camps.

Smith is a former Division I student-athlete who participated in track and field at Northern Illinois. She was a head track and field & cross country coach in Schaumburg, Illinois prior to SEMO. Smith has also worked as a Physical Education teacher and an Administrative Assistant in Cape Girardeau.

Smith resides in Jackson with her husband, Ray, daughters, Leila and Zoe, and son, Tripp.



LOSMIE LUTAYA
Graduate Assistant
First Season // Southeast Missouri, 2019

Losmie Lutaya joins the Women's Basketball coaching staff after spending two years playing at Southeast.

Appeared in nearly 60 games for the Redhawks, playing 556 minutes. Lutaya posted 122 rebounds and 125 points. She had a career-high 10 points against SIUE (Jan. 24) and 23 minutes against Belmont (Mar. 2) in her final season. Lutaya also posted a career-high 10 rebounds against EIU (Jan. 26) in the 2018-19 season.

In two seasons at Pensacola State, Lutaya played power forward and center for the Pirates... In her first season with the Pirates, she started 23 games... Pulled in 4.6 boards and scored 6.8 points per game... As a sophomore, she played in all 28 games... Averaged 3.7 rebounds and 3.9 points per game... Had a career-high 12 rebounds come in 12 minutes against Tallahassee CC on Jan. 7, 2017... Helped turn the Pirates around from a 12-18 record in 2015-16 to an 18-10 clip in 2016-17... At one point, Pensacola was ranked 10th in the NJCAA poll... Member of the Florida College System Activities Association Academic Team.

The Kinshasa, Democratic Republic of Congo native, graduated from Southeast Missouri in the spring of 2019. She has a daughter named Happiness.



PLAYERS



2

CARRIE SHEPHARD

Guard
Redshirt-Senior • 5-4
Steele, Mo.
Missouri

2018-19:

Appeared in 30 games, starting the last 28 ... Played 823 minutes, averaging 27.4 ... Scored 288 points ... Set the program record for 3-pointers made (73) and attempted (217) ... Tied a season-best three steals twice, tallied 30 steals ... Notched a career-high 25 points against UT Martin (1/5) after sinking seven treys ... Scored in double-digits 14 times, notching 20+ games on three occasions.

2017-18: Redshirted.

2016-17: Redshirted.

2015-16 (Mizzou):

Played in 15 games... Averaged 0.7 points, 0.5 assists and 0.3 rebounds per contests... Finished with 11 points, 11 assists, five rebounds and a steal... Entered the scoring column in five contests... Shot 36% (5-for-14) from the field... Averaged 1.4 points and 0.5 rebounds during non-conference action... Notched a season-high three points vs. Arkansas-Pine Bluff (11/16)... Tied career-highs with two rebounds and a steal vs. SIUE (11/24)... Drained lone 3-pointer vs. Arkansas-Pine Bluff (11/16)... Saw action in six SEC contests and in the NCAA Tournament Second Round at Texas (3/21).

2014-15 (Mizzou):

Saw reserve action in 13 games... Missed 17 games during the middle of the season with a stress fracture in her shin... Averaged 1.2 points and 6.2 minutes per contest... Scored a season-high seven points vs. UNLV (11/21) in the Wahine Classic in Honolulu, Hawaii... Season-best two steals vs. Loyola Chicago (12/3)... Played a season-high 16 minutes vs. Southeast Missouri (11/17)... Shot 6-for-10 from the floor, 1-for-2 from 3-point range and 2-for-7 from the foul line... Participated in the Athletes in Action Ultimate Training Camp in Fort Collins, Colorado following the season.

Prep:

Named Miss Show-Me Basketball for South Pemiscot High School in Steele, Missouri... Two-time Class 2 Player of the Year... McDonald's All-American nominee... Four-time all-conference selection... Three-time all-state, all-district and all-region honoree... Earned Basketball Stars of America Player of the Year honors... Named to the Missouri Basketball Coaches Association All-Tournament Team and the U.S. Junior Nationals Gateway Challenge All-Star Team... Led her team to conference, district and sectional titles as a sophomore... Averaged 35 points per game during her junior season, once scoring a career-high 51 points in a game... Led her team to Conference and District Championship titles in her senior season... Played under the direction of Charles "Chuck" Williams with Southeast Dynasty and SEMO Dream ... All-conference, All-district volleyball player... Named all-conference on the softball diamond... Participated in band, Student Activity Council, Mu Alpha Theta and Honor Society Trio.

Personal:

Born Nov. 20, 1995 in Kennett, Missouri... Daughter of Stephen and Edna Shepard... Has two siblings, John Michael and Lachelle ... Graduated from SEMO with a degree in Marketing/Management in May 2018 ... Will graduate in May 2020 with a Master's degree in Higher Education Administration ... Recruited by Southeast Missouri, Mizzou, Nebraska, Missouri State, and George Mason out of high school.

**HONORS & AWARDS**


2018 Southeast Scholar-Athlete
 May 2017 Graduate of Southeast Missouri
 2019 Tammy Hoffmeister Award
 2018-19 OVC Commissioner's Honor Roll
 December 11, 2018 - OVC Newcomer of the Week

SINGLE-GAME HIGHS

Points.....25; vs UT Martin (01/05/19)
 Rebounds.....5; at Eastern Illinois (02/16/19)
 Assists.....5; vs Belmont (03/06/19)
 Blocks.....1; 3x; last at Evansville (12/8/18)
 Steals.....3; 3x; last vs Jacksonville State (02/09/19)
 FG made.....9; vs UT Martin (01/05/19)
 3FG made.....7; vs UT Martin (01/05/19)
 FT made.....3; at UT Martin (02/14/19)
 Minutes.....37; at Austin Peay (02/21/19)



Year	GP-GS	Min/Avg	Total		3-Point		F-Throws		Rebounds			Avg	PF	FO	AST	TO	BLK	STL	Scoring	
			FG-FGA	PCT	FG-FGA	PCT	FT-FTA	PCT	OFF	DEF	Total								PTS	Avg
2016-17					--Redshirt--															
2017-18					--Redshirt--															
2018-19	30-28	823/27.4	101-296	.341	73-217	.336	13-23	.565	6	43	49	16	50	0	46	56	3	30	288	9.6
Total	30-28	823/27.4	101-296	.341	73-217	.336	13-23	.565	6	43	49	16	50	0	46	56	3	30	288	9.6



13 JESSIE HARSHBERGER

Guard/Forward
Senior • 5-10
Dodge City, Kan.
Dodge City HS

2018-19:

Played in 28 games ... Logged 247 minutes, averaging 8.8 per game ... Had 50 points and 37 rebounds ... Went 3-for-4 (.750) from the free-throw line ... Had 12 steals and three blocks... Scored a season-high seven points twice ... Had four defensive rebounds in just eight minutes of play at Eastern Kentucky (1/19).

2017-18:

Played in all 31 games, with 10 starts... Had 62 points and 39 rebounds... Went 10-10 from the free-throw line... Went 4-4 from the line at Austin Peay (1/6) in five minutes of play.

2016-17:

Played in 17 total games as a true freshman... Missed first five games due to a leg injury... Had four points and four rebounds in second career game on Nov. 26 against Alcorn State in 11 minutes off the bench... Turned in a season-high seven points against Stephens College (12/4).

Prep:

Four-year letterwinner and three-year starter for the Dodge City High School Red Demons... In her career, she accumulated 833 career points, good enough for second most in school history... Had 355 field goals, 450 rebounds, and 173 steals in her high school career... Was a two-time Western Athletic Conference Player of the Year and All-WAC First Team selection... Helped lead her squad to two WAC Championships with back-to-back undefeated seasons in conference play... The MVP of her team as a senior after she netted 321 points, the third most in a single season at Dodge City... She pulled down 127 rebounds, dished out 34 assists, and picked up 67 steals... She earned Topeka Capital Third Team honors... As a junior, she scored 267 points on 103 field goals... She tallied 148 rebounds, 35 assists, and 51 steals en route to a Topeka Capital Honorable Mention... Tallied 157 points, 99 boards, 26 assists, and 35 steals as a sophomore for Dodge City... As a freshman, she had 88 points with 76 rebounds... She was awarded the Most Improved Player award following her freshman campaign... Also competed in volleyball and track in high school... She was a four-year state qualifier in track in the 800m and 4x800 relay... Harshberger was a State Champion in the 800m her senior year ... In the classroom, Harshberger was a member of the National Honor Society and was a three-year member of the All-Conference 4.0 team.

Personal:

Born Oct. 31, 1997... Majoring in Marketing... Daughter of Gary and Melanie Harshberger... Brother Jacob played defensive end for the Kansas State Wildcats football team ... Will graduate in May 2020 with a degree in Marketing and minor in Psychology.

HONORS & AWARDS

2016-17 Commissioner's Honor Roll
 2017-18 Commissioner's Honor Roll
 2018 Southeast Scholar Athlete
 Executive Board Member of SEMO SAAC
 OVC SAAC Representative

SINGLE-GAME HIGHS

Points.....12; vs Missouri Valley College (11/14/17)
 Rebounds.....5; at UT Martin (02/10/18)
 Assists.....2; at Belmont (01/31/19)
 Blocks.....2; 2x; last vs Tennessee Tech (02/07/19)
 Steals.....3; vs Missouri Valley College (11/14/17)
 FG Made.....6; vs Missouri Valley College (11/14/17)
 3FG Made.....1; 5x; last vs Tennessee Tech (02/07/19)
 FT Made.....4; vs Austin Peay (01/06/18)
 Minutes.....28; at Eastern Kentucky (01/13/18)



Year	GP-GS	Min/Avg	Total		3-Point		F-Throws		OFF	Rebounds		Avg	PF	FO	AST	TO	BLK	STL	Scoring	
			FG-FGA	PCT	FG-FGA	PCT	FT-FTA	PCT		DEF	Total								PTS	Avg
2016-17	18-0	112/6.2	11-27	.407	0-0	.000	2-2	1.000	10	13	23	1.3	20	0	5	10	2	4	24	1.3
2017-18	31-10	339/10.9	25-66	.379	2-10	.200	10-10	1.000	16	23	39	1.3	40	0	8	26	2	8	62	2.0
2018-19	28-2	247/8.8	22-63	.349	3-12	.250	3-4	.750	12	25	37	1.3	34	0	4	14	3	12	50	1.8
Total	77-12	698/9.1	58-156	.372	5-22	.227	15-16	.938	38	61	99	1.3	94	0	17	50	7	24	136	1.8



21

IYANNA MCCURDY

Guard
Senior • 5-9
Philadelphia, Penn.
Friends Central HS

2018-19:

Played in all 16 games before being sidelined due to injury ... Averaged 10.6 minutes ... Went 9-for-12 (.750) from the free throw line ... Scored six points and had two rebounds in nine minutes against Harris-Stowe (12/29).

2017-18:

Played in 22 games with 15 starts... Played a season-high 35 minutes at Austin Peay (1/6) where she recorded four assists... Scored in double-digits six times in the season ... Was sidelined a portion of the season due to injury.

2016-17:

Played in every game of the regular season as a true freshman... Averaged 8.2 minutes a game... Turned in 14 points in her second career game on Nov. 14 against Hannibal-LaGrange (11/14) in 24 minutes off the bench... Picked up a season-high five rebounds against Stephens College (12/4).

Prep:

Four-year starter and letterwinner at Friends' Central School... As a junior, McCurdy averaged 18 points, 7.9 assists, and 3.7 steals a game... Was named team MVP and Captain as a junior... Averaged 17 points a game as a sophomore and was named the team MVP... Earned her team's Most Improved Player award as a freshman ... Finished her AAU career playing for Books & Basketball ... Also participated in Track & Field during high school.

Personal:

Born July 19, 1998... Majoring in Management Entrepreneurship ... Daughter of Edward Anthony and Katrina McCurdy ... Will graduate in December 2019 with a degree in Entrepreneurship.



HONORS & AWARDS

Iron Woman Award (Team Award)
2016-17 OVC Commissioner's Honor Roll
2017-18 OVC Commissioner's Honor Roll
2017 Southeast Scholar-Athlete
2018 Southeast Scholar Athlete
2018-19 OVC Commissioner's Honor Roll

SINGLE-GAME HIGHS

Points.....14; vs Hannibal-LaGrange (11/14/16)
Rebounds.....7; 3x, last vs SIUE (2/17/18)
Assists.....5; at UT Martin (2/10/18)
Blocks.....1; 2x, last vs UT Martin (2/24/18)
Steals.....3; at Tennessee Tech (1/25/18)
FG Made.....7; vs Hannibal-LaGrange (11/14/16)
3FG Made.....1; vs Stephens College (12/4/16)
FT Made.....6; vs SIUE (2/17/18)
Minutes.....35; at Austin Peay (1/6/18)



Year	GP-GS	Total			3-Point		F-Throws		Rebounds		Scoring									
		Min/Avg	FG-FGA	PCT	FG-FGA	PCT	FT-FTA	PCT	OFF	DEF	Total	Avg	PF	FO	AST	TO	BLK	STL	PTS	Avg
2016-17	30-0	251/8.4	27-69	.391	0-0	.000	17-26	.654	16	19	35	1.2	30	0	7	22	1	8	71	2.4
2017-18	22-15	455/20.7	45-117	.385	0-1	.000	31-63	.492	35	45	80	3.6	58	1	32	60	1	13	121	5.5
2018-19	16-0	169/10.6	15-37	.405	0-0	.000	9-12	.750	10	11	21	1.3	24	0	5	22	0	9	39	2.4
Total	68-15	875/12.9	87-223	.390	0-1	.000	57-101	.564	62	75	136	2.0	112	1	44	104	2	30	231	3.4



23 JOCELYN TAYLOR

Forward
Senior • 6-0
Grand Rapids, Mich.
Moberly Area CC

2018-19:

Started in 22 games, and played in 29 ... Averaged 20.3 minutes, 8.1 points and 3.9 rebounds ... Had a career-best four blocks at Tennessee State (2/2) ... Notched 11 double-digit games, with a season-high 19 points against North Alabama (11/24).

2017-18 - Moberly Area CC:

Helped lead the Greyhounds to a historic 32-1 season and ranked fourth in the country ... Sophomore year, averaged 9.6 points, five rebounds, 2.2 steals and 1.1 blocks per game ... Named First-Team All-Region and Second-Team All-MCCAC ... Led the team in steals and finished second in blocks ... Named Lady Greyhounds Defensive Player of the Year.

Prep:

Was named Freshman of the Year in both the Great Rivers Athletic Conference and NJCAA Region 24 the year before at Southeastern Illinois College ... Attended Southeastern Illinois after prepping at Grand Rapids Christian School ... Played AAU with Seidman Wildcats and Grand Rapids Storm.

Personal:

Born Jocelyn Brianna Taylor on November 18, 1997 ... Daughter of Stephanie Nelson-Taylor and Brian Taylor ... Has three siblings, two older brothers, Jalen and Juwan, and an older sister Tierra ... Older brother Jalen earned a scholarship to bowl at Corner Stone University in Grand Rapids, Michigan ... Will graduate in May 2020 with a degree in General Studies.

SINGLE-GAME HIGHS

Points.....	19; vs North Alabama (11/24/18)
Rebounds.....	8; 4x; last at Murray State (02/23/19)
Assists.....	4; vs Illinois-Springfield (12/04/18)
Blocks.....	4; at Tennessee State (02/02/19)
Steals.....	4; at Eastern Illinois (02/16/19)
FG Made	8; vs North Alabama (11/24/18)
3FG Made	2; at Morehead State (01/17/19)
FT Made	5; vs NJIT (11/25/18)
Minutes.....	31; at Eastern Kentucky (01/19/19)



Year	GP-GS	Min/Avg	Total		3-Point		F-Throws		Rebounds				PF	FO	AST	TO	BLK	STL	Scoring	
			FG-FGA	PCT	FG-FGA	PCT	FT-FTA	PCT	OFF	DEF	Total	Avg							PTS	Avg
2018-19	22-29	589/20.3	94-189	.497	4-17	.235	42-67	.627	41	71	112	3.9	80	1	20	32	27	28	234	8.1
Total	22-29	589/20.3	94-189	.497	4-17	.235	42-67	.627	41	71	112	3.9	80	1	20	32	27	28	234	8.1



1

KENNEDI ALLEN**Forward****Junior • 6-1****Little Rock, Ark.****Little Rock Central HS****2018-19:**

Played in 29 games last season, starting in six ... Averaged 16.8 minutes, 2.9 points and three rebounds per game ... Finished the season with 88 blocks and 62 defensive rebounds ... Had a season-high five blocks at Morehead State (1/17) ... Went 2-for-2 (1.000) from the free throw line at SIUE (1/3) ... Had 88 total blocks, 62 defensive ... Recorded a season-high 10 rebounds, against North Alabama (11/24).

2017-18:

Played in 23 games, recording three starts as a true freshman... She had a .522 field goal percentage and recorded 28 points... Dished out 13 blocks and six steals... Allen had 38 rebounds, 26 defensive... Her freshman year, she went 4-6 from the line for a .667 percentage.

Prep:

Three-year letterwinner and senior captain for the Little Rock Central Tigers and head coach Michael Green... In her junior season, Allen recorded five points, five rebounds, and five blocks a game... Her single-game career highs came in a triple-double with 12 points, 10 rebounds, and 10 blocks ... As a sophomore, she was responsible for four points, four rebounds, and four blocks per game ... Played AAU with Arkansas Mavs, coached by Ed Durham.

Personal:

Born March 14, 1999... Daughter of Cornelius and LaRonica Allen... Has one brother, Karter ... Majoring in Corporate Communications.

**SINGLE-GAME HIGHS**

Points.....	13; vs North Alabama (11/24/18)
Rebounds.....	10; vs North Alabama (11/24/18)
Assists.....	3; vs Harris-Stowe (12/29/18)
Blocks.....	5; at Morehead State (01/17/19)
Steals.....	2; 5x; last vs Tennessee State (02/28/19)
FG Made.....	6; vs North Alabama (11/24/18)
3FG Made.....	--
FT Made.....	2; 2x; last at SIUE (01/03/19)
Minutes.....	27; 2x; last vs North Alabama (11/24/18)



Year	GP-GS	Total		3-Point		F-Throws		Rebounds		Scoring										
		Min/Avg	FG-FGA	PCT	FG-FGA	PCT	FT-FTA	PCT	OFF	DEF	Total	Avg	PF	FO	AST	TO	BLK	STL	PTS	Avg
2017-18	23-3	204/8.9	12-23	.522	0-0	.000	4-6	.667	12	26	38	1.7	44	3	6	13	13	6	28	1.2
2018-19	29-6	487/16.8	38-77	.494	0-1	.000	7-17	.412	26	62	88	3.0	88	4	16	37	29	14	83	2.9
Total	52-9	691/13.3	50-100	.500	0-1	.000	11-23	.470	38	88	126	2.9	132	7	22	50	42	20	111	2.1



24

TESIA THOMPSON

Guard
Junior • 5-10
Memphis, Tenn.
Hamilton HS

HONORS & AWARDS

2019-20 Preseason All-OVC Team
 2019 Windex Award & Susan Guidicy Award
 2018-19 Preseason All-OVC Team
 2018-19 All-OVC First-Team
 2018-19 OVC Player of the Week: Jan. 29
 2018 Playmaker Award & Susan Guidicy Award
 2017-18 Adidas Athlete of the Week: 1/2/18; 1/16/18; 2/20/18
 2017-18 OVC Freshman of the Year
 2017-18 All-OVC All-Newcomer Team

SINGLE-GAME HIGHS

Points.....32; 2x; vs Tennessee State (02/28/19)
 Rebounds.....16; at UT Martin (02/14/19)
 Assists.....6; vs Saint Francis (11/17/17)
 Blocks.....2; 3x; last at UT Martin (02/14/19)
 Steals.....6; 3x; last at UT Martin (02/14/19)
 FG Made.....13; vs Tennessee State (02/28/19)
 3FG Made.....4; vs Belmont (03/02/19)
 FT Made.....11; vs SIUE (01/24/19)
 Minutes.....39; at Evansville (12/08/18)



2018-19:

Started in 27 games, playing in 29 ... Led the conference with 529 points, averaging 18.2 points ... Tabbed a season-best 32 points twice ... Played 871 minutes, averaging 30 minutes ... Recorded seven double-doubles ... Had 27 double-digit games ... Finished with 59 steals, 14 blocks, 66 assists and 219 rebounds ... Went 150-for-204 (.735) from the line ... Had 206 points in non-conference play, averaging 17.2 points a game ... Had 139 rebounds in conference play ... Had double-digit points in every OVC game, recording eight double-doubles ... Went a season-high 11-for-12 from the line against SIUE (Jan. 24) ... Has 529 points, landing her 8th in program history for a single season ... Led the Redhawks in points (529), scoring average (18.2), rebounds (219), field goals made (182) ... Named All-OVC First-Team.

2017-18:

Played in every game as a true freshman with 23 starts... Recorded 398 points with 51 steals, 164 rebounds and 39 assists... Had a team-high 118-163 (.724) from the free-throw line... Averaged 12.8 points in 27.2 minutes per game ... Named OVC Freshman of the Year.

Prep:

Four-year starter and letterwinner at Hamilton High School... She was the number five-ranked high school player in Tennessee, an ESPN Top 100 prospect, and a McDonald's All-American nominee... She is a three-time all-district honoree and an all-state and all-region player as a senior... Also garnered Best of Prep honors 10th through 12th grade... Averaged 26.5 points per game, 11.6 rebounds, 5.3 assists, and 4.8 steals... Awarded the 2017 Senior Award and Ultimate All-Star MVP for her efforts on the hardwood... Was the Commercial Appeal Player of the Week on several occasions... Her club team, Team Penny, won the Battle of the Boro Championship as Thompson led the squad as the team MVP... An all-around athlete, she also competed on the Hamilton volleyball team and was named team MVP as well... In the classroom, Thompson carried a 3.8 GPA and ranked in the top 20 of her class, earning a spot on the Distinguished Honor Roll list.

Personal:

Born June 20, 1999... Daughter of Crystal Thompson and Jerome Taylor... Has one brother, Adrian ... Majoring in General Studies at Southeast Missouri.

Year	GP-GS	Min/Avg	Total		3-Point		F-Throws		OFF	Rebounds		Avg	PF	FO	AST	TO	BLK	STL	Scoring	
			FG-FGA	PCT	FG-FGA	PCT	FT-FTA	PCT		DEF	Total								PTS	Avg
2017-18	31-23	842/272	137-325	.422	6-16	.375	118-163	.724	63	101	164	5.3	83	2	39	87	8	51	398	12.8
2018-19	29-27	871/30.0	182-409	.445	15-47	.319	150-204	.735	81	138	219	7.6	73	0	66	90	14	59	529	18.2
Total	60-50	1713/28.6	319-734	.435	21-63	.333	268-367	.730	144	239	383	6.4	156	2	105	177	22	110	927	15.5



40 LATRESE SAINÉ

Forward
Redshirt-Junior • 6-4
West Memphis, Ark.
West Memphis HS

2018-19:

Played in 13 games, before injury ... Played 132 minutes, with a season-high 19 against Murray State (1/12) ... Averaged 10.2 minutes, 4.3 points and three rebounds ... Finished with 16 blocks, a season-high four against Murray State (1/12) ... Had 12 points and eight rebounds against Austin Peay (1/10).

2017-18:

Played in 28 games and started in 16...Recorded a total of 143 points, the fifth most on the team...Had a total of 107 rebounds and 20 steals... Recorded 44 blocks, most on the team and sixth in the OVC...Had a season-high 15 points against Evangel (11/24)... Went 6-for-6 from the free throw line at Murray State (1/4) ... Had 6 blocked shots, and 17 rebounds at Morehead St.

2016-17:

Recorded nine points in 15 minutes off the bench in NCAA debut against Western Illinois (11/16)... Shut down for the remainder of the 2016-17 season due to a leg injury... Granted Medical Redshirt.

Prep:

Three-year starter and four-year letterwinner at West Memphis High School out of West Memphis, Arkansas... Saine is a two-time all-conference performer in the post for West Memphis during her sophomore and junior campaigns... Averaged five blocks and six rebounds per game as a junior... As a sophomore, she averaged four blocks and five rebounds to help lead her team to a conference championship and an appearance in the state final four ... Played AAU with Memphis Elite, coached by Eric Daniels.

Personal:

Born Jan. 9, 1998... Majoring in Athletic Training... Daughter of Carl and Gwendolyn Saine.



SINGLE-GAME HIGHS

Points	15; vs Evangel (11/24/17)
Rebounds	17; at Morehead State (2/8/18)
Assists	2; 4x, last at Eastern Kentucky (2/22/18)
Blocks	6; at Morehead State (2/8/18)
Steals	3; vs Belmont (12/28/17)
FG Made	5; 2x, last at Morehead State (2/8/18)
3FG Made	-
FT Made	6; vs Bradley (11/25/17)
Minutes	34; at Morehead State (2/8/18)



Year	GP-GS	Min/Avg	Total		3-Point		F-Throws		Rebounds		Scoring									
			FG-FGA	PCT	FG-FGA	PCT	FT-FTA	PCT	OFF	DEF	Total	Avg	PF	FO	AST	TO	BLK	STL	PTS	Avg
2017-18	28-16	490/17.5	56-135	.415	0-0	.000	31-50	.620	42	65	107	3.8	90	4	17	35	44	20	143	5.1
2016-17	0-2	23/11.5	6-9	.667	0-0	.000	1-6	.167	1	2	3	1.5	7	0	0	1	1	0	13	6.5
2018-19	13-0	132/10.2	13-40	.325	0-0	.000	18-28	.643	20	19	39	3.0	33	0	0	19	16	5	44	3.4
Total	41-18	645/15.7	75-184	.408	0-0	.000	50-84	.595	63	86	149	3.6	130	4	17	55	61	25	200	4.9



10 TAELOUR PRUITT

Guard
Sophomore • 5-6
Arlington, Texas
Crowley HS

2018-19:

Saw action in all 31 games, and had 10 starts... First career start was at Mississippi State (11/6) ... Had a career-high 15 points at Mississippi State (11/6) ... Finished with 62 points and 39 rebounds ... Went 31-for-42 (.738) at the line ... Made a season-high seven free throws against Tennessee Tech (2/7) ... Scored in double-digits three times.

Prep:

Four-year letter-winner and four-year starter at Crowley HS ... Averaged 21 points, 6 assists, 3.0 rebounds and 3.0 steals ... Scored 1800 career points at Crowley ... Named District MVP her sophomore, junior and senior year, and District Newcomer of the Year her freshman season ... Named to the All-Region First-Team all four years ... Named All-State First-Team her junior and senior season ... Was a McDonald's All-American Nominee her senior year ... Played summer ball with Lady Jets, coached by NBA player Jason "The Jet" Terry.

Personal:

Born Taelour Emon Pruitt on September 23, 1999 ... Daughter of Karlous and Anita Pruitt ... Has one sister Tyelour and one brother KJ ... Majoring in Exploratory at SEMO.

SINGLE-GAME HIGHS

Points.....	15; at Mississippi State (11/06/18)
Rebounds.....	4; 3x; last vs Tennessee State (02/28/19)
Assists.....	7; vs Tennessee State (02/28/19)
Blocks.....	1; at SIUE (01/03/19)
Steals.....	3; 2x; last vs Tennessee Tech (02/07/19)
FG made.....	6; at Mississippi State (11/06/18)
3FG made.....	3; vs Illinois-Springfield (12/04/18)
FT made.....	7; vs Tennessee Tech (02/07/19)
Minutes.....	33; at Murray State (02/23/19)



Year	GP-GS	Total			3-Point		F-Throws		Rebounds		Scoring	
		Min/Avg	FG-FGA	PCT	FG-FGA	PCT	FT-FTA	PCT	OFF	DEF	Total	Avg
2018-19	29-6	544/18.8	51-134	.381	15-52	.288	31-42	.738	11	41	52	1.8
Total	29-6	544/18.8	51-134	.381	15-52	.288	31-42	.738	11	41	52	1.8

55

CELESTE AKORO

Center

Redshirt-Sophomore • 6-2

O'Fallon, Ill.

Virginia Tech

2018-19:

Appeared in 16 games as a redshirt-freshman, averaging 9.7 minutes per game ... Averaged 1.4 points and 1.8 rebounds ... Had a career-high six rebounds at Tennessee State (2/2) ... Had a season-best six points twice, last against Tennessee Tech (2/7) ... Went 3-for-4 (.750) from the field against SIUE (1/24) ... Started in four games, totaling 155 minutes.

2017-18 (Virginia Tech):

Redshirted.

Prep:

Tabbed a three-star recruit by ESPN HoopGurlz and ranked 14th among post players... Was a Southwestern third team all-conference selection and is a two-time All-State Honorable Mention honoree... Averaged nine points, nine rebounds and five blocks per game as a junior... Second Team All-STL/Southern Ill. after leading the region in blocks... Set an all-time record with 14 blocks in a playoff game... Played club ball for Best Choice United and led the team to victory at the Brandon Clay Summer Invitational... Helped the team to the finals at Deep South Classic... Was a U-17 Olympic Trials finalist in 2016 and was a third round finalist at the U-16 trials in 2015.

Personal:

Born Celestine Abigale Akoro on June 15, 1999 ... Daughter of Ian and Melanie Akoro ... Has two siblings, Isabelle and Ben ... Mother played basketball at Chester High where she still holds the all-time scoring, rebound and blocks records and went on to play at John Logan and Pittsburg State ... Father played in Kenya before coming to the U.S. to compete for Pittsburg State ... Majoring in General Studies with an emphasis in Psychology and Sociology.

**SINGLE-GAME HIGHS**

Points.....	6; 2x; last vs Tennessee Tech (02/07/19)
Rebounds.....	6; at Tennessee State (02/02/19)
Assists.....	--
Blocks.....	--
Steals.....	2; 4x; last vs Tennessee Tech (02/07/19)
FG Made.....	3; vs SIUE (01/24/19)
3FG Made.....	--
FT Made.....	2; vs Tennessee Tech (02/07/19)
Minutes.....	22; 2x; last vs Tennessee Tech (02/07/19)



Year	GP-GS	Min/Avg	Total		3-Point		F-Throws		Rebounds		Scoring	
			FG-FGA	PCT	FG-FGA	PCT	FT-FTA	PCT	OFF	DEF	Total	Avg
2018-19	16-4	155/9.7	9-25	.360	0-0	.000	4-12	.333	10	18	28	1.8
Total	16-4	155/9.7	9-25	.260	0-0	.000	4-12	.333	10	18	28	1.8



32 DENISHA GARDENER
Forward
Graduate Transfer • 6-1
Norwalk, Conn.
Central Connecticut State College

30 TERRI SMITH
Guard
Junior • 5-7
Harvest, Ala.
Western Kentucky

2018-19 - Central Connecticut State College:

Played in three games before suffering a finger injury... Played 13 minutes grabbing five rebounds at Brown... In 14 minutes grabbed three boards, had one assist and one block vs. Lehigh... Against Rutgers, played 23 minutes totaling six points, four rebounds, and one steal ... As a Blue Devil, Gardener tallied 134 rebounds and 18 blocks in 32 games ... Averaged 3.3 points and 15.3 minutes per contest.

2018-19 - Central Connecticut State College:

Played in 29 games and made four starts... Played 15.1 minutes per game and averaged 3.4 points and 4.2 rebounds... Scored nine points with 10 rebounds and three steals against Saint Francis U... Scored nine points at Stony Brook... Corralled 11 rebounds with six points and three assists... against Mount St. Mary's... Blocked two shots at St. Francis Brooklyn... Rejected three shots in 12 minutes at Sacred Heart... Added five rebounds and four points against the Pioneers.

2018-19 - Central Connecticut State College:

Began her collegiate career at Dean College ... Named the women's basketball team captain at Dean College ... Ranked 16th in the nation in rebounds per game as a freshman ... Received the Michelle Porter Female Athlete of the Year honor as a sophomore and was an Academic Achievement Award honoree ...

Prep:

Attended both Norwalk and Kolbe Cathedral High Schools ... Played in the Southwest Conference All-Star game at Kolbe ... Honored as Womens' Basketball Sixth Woman of the Year at Norwalk.

Personal:

Born on July 30, 1997 to Ian Gardener, Sr and Laurette Vereen ... Brother, Ian Gardener played basketball at Dominican College ... Plans on studying Mental Health Counseling.

2017-18 - Western Kentucky:

Appeared in 23 of WKU's 33 games... Hit at least one three-pointer in 12 of her 23 appearances... Scored a season-best six points against Old Dominion (Feb. 8) and at Middle Tennessee (Feb. 15)... Played a season-high 23 minutes against Charlotte in WKU's home finale (Feb. 23)... Finished the season with 46 total points and a .302 three-point percentage (13-of-43).

Prior to Western Kentucky:

Earned an honorable mention nod as a sophomore on the All Tennessee Valley girls' basketball team before receiving Third Team All-Huntsville Region honors as a junior in 2015-16, averaging 12.5 points and 2.9 rebounds per game... Led the Senators to a 21-7 record in 2015-16 and earned a spot on the North team in the 2016 AHSAA North-South All-Star Game for her performance... Served as a team captain for the Senators and earned multiple All-County and All-Tournament team selections during her prep career... Competed for the Southern Starz under Head Coach Doug Bush on the AAU circuit.

Personal:

Born January 27, 1999 to Terry and Kelley Smith ... Has two sisters that play basketball at the collegiate level, Chelsea at Snead State and Ashanti at Alabama State ... Studying Psychology at SEMO.



3

ROSHALA SCOTT

Guard
Freshman • 5-8
Earle, Ark.
Earle HS

Prep:

Played for Corey Garret at Earle H.S. ... Lettered all four years and started every year since her seventh grade season ... Averaged 25 points, five assists and four steals per game as a prep ... Won two state titles with the Bulldogs ... Named MVP two times ... Top 5 player in 2A conference and Top 5 player in the 2019 class .. Played for Coach Livingston and Woodz Elite (Black) ... Named All-Conference and All-State ... Played in the 2A All-Star Game ... Won Regional and Conference titles ... Also played tennis while at Earle HS.

Personal:

Born December 19, 2000 to Gary and Lois Scott in Earle, Arkansas ... Has four siblings, Gary, Aaliyah, Carmelo and Cameron ... Plans on studying Athletic Training while at SEMO.

12

SOPHIA HANCOCK

Forward
Freshman • 5-10
Puxico, Texas
Puxico HS

Prep:

Played four years for Jordan Hill at Puxico High School ... Finished with 2,055 career points ... Averaged 25 points, 13.5 and four steals per game as a senior ... Named All-District and was a SEMO Ball Award Nominee ... Averaged 18.5 points, 10 rebounds per game as a junior ... Finished her junior year with a .630 field goal percentage and .720 free throw percentage ... Led her team with the highest free-throw percentage and most rebounds ... Named Offensive Player of the Year as a junior ... As a sophomore, averaged 14.8 points, 9.9 rebounds and four steals per game ... Named Offensive Player of the Year as a sophomore ... Led the team in rebounds and steals ... Was a district champion in the 2016-17 and 2017-18 seasons ... Played volleyball in high school ... Graduated second in her class and was named Academic All-State all four years.

Personal:

Born May 29, 2001 to Richard and Tammy Hancock ... Studying General Health Science.



32

SOPHIE BUSSARD

Guard

Freshman • 5-8

Silver Lake, Ind.

Tippecanoe Valley HS

Prep:

Played for Chris Kindig at Tippecanoe Valley for four years, and started three seasons ... Won back-to-back sectional and conference championship teams ... Led the team in points, rebounds, steals and assists ... Had the best three-point percentage on the team ... Led her conference with the most points ... Was First-Team All-Conference, First-Team Ink-Free News, First-Team Rochester Sentinel and First-Team Times Union ... Was Honorable Mention All-State ... Played in the Indiana McDonalds All-Star Game ... Named Times Union, Ink-Free and Rochester Sentinel Player of the Year ... Played in Nancy Rehm Border Wars Game ... Was a three-time Academic All-Conference Player ... Played for James Banks and the Indy Lady Gym Rats ... Also played volleyball ... Earning First-Team All-Conference honors three times ... Finished with 1,000 kills and 1,000 digs.

Personal:

Born on April 10, 2001 to Chuck and Bridget Bussard in Silver Lake, Indiana ... Her parents are livestock growers in Indiana ... Plans on studying Speech Pathology while at SEMO.







REVIEW



2018-19

RECORD:	OVERALL	HOME	AWAY	NEUTRAL
ALL GAMES	13-17	8-5	5-10	0-2
CONFERENCE	8-10	5-4	3-6	0-0
NON-CONFERENCE	5-7	3-1	2-4	0-2

#	Player	gp-gs	min	avg	Total		3-Point		F-Throw		Rebounds										pts	avg	
					fg-fga	fg%	3fg-fga	3fg%	ft-fa	ft%	off	def	tot	avg	pf	dq	a	to	blk	stl			
24	THOMPSON, Tesia	29-27	871	30.0	182-409	.445	15-47	.319	150-204	.735	81	138	219	7.6	73	0	66	90	14	59	529	18.2	
02	SHEPHARD, Carrie	30-28	823	27.4	101-296	.341	73-217	.336	13-23	.565	6	43	49	1.6	50	0	46	56	3	30	288	9.6	
03	MURPHY, Adrianna	30-23	890	29.7	107-249	.430	26-76	.342	18-24	.750	34	68	102	3.4	55	0	106	76	2	62	258	8.6	
23	TAYLOR, Jocelyn	29-22	589	20.3	94-189	.497	4-17	.235	42-67	.627	41	71	112	3.9	80	1	20	32	27	28	234	8.1	
10	PRUITT, Taelour	29-6	544	18.8	51-134	.381	15-52	.288	31-42	.738	11	41	52	1.8	57	0	57	67	1	22	148	5.1	
40	SAINE, LaTrese	13-0	132	10.2	13-40	.325	0-0	.000	18-28	.643	20	19	39	3.0	33	0	0	19	16	5	44	3.4	
04	BALOGUN, Dolapo	29-14	402	13.9	34-74	.459	0-0	.000	24-35	.686	27	44	71	2.4	35	0	19	27	4	10	92	3.2	
32	LUTAYA, Losmie	30-12	376	12.5	34-74	.459	0-0	.000	19-27	.704	32	53	85	2.8	72	2	10	30	8	9	87	2.9	
01	ALLEN, Kennedi	29-6	487	16.8	38-77	.494	0-1	.000	7-17	.412	26	62	88	3.0	88	4	16	37	29	14	83	2.9	
21	MCCURDY, Iyanna	16-0	169	10.6	15-37	.405	0-0	.000	9-12	.750	10	11	21	1.3	24	0	5	22	0	9	39	2.4	
13	HARSHBERGER, Jess	28-2	247	8.8	22-63	.349	3-12	.250	3-4	.750	12	25	37	1.3	34	0	4	14	3	12	50	1.8	
55	AKORO, Celeste	16-4	155	9.7	9-25	.360	0-0	.000	4-12	.333	10	18	28	1.8	21	0	0	8	11	0	22	1.4	
05	COLYER, Tionne	25-6	253	10.1	10-31	.323	0-4	.000	11-20	.550	14	40	54	2.2	20	0	10	22	1	10	31	1.2	
25	BALFOUR, Sarah	15-0	59	3.9	3-18	.167	0-11	.000	7-10	.700	0	3	3	0.2	5	0	1	9	1	1	13	0.9	
30	CUPP, Brittney	2-0	4	2.0	0-1	.000	0-0	.000	0-0	.000	0	0	0	0.0	0	0	0	0	0	0	0	0.0	
Team											65	57	122				13						
Total.....		30	6001		713-1717	.415	136-437	.311	356-525	.678	389	693	1082	36.1	647	7	360	522	120	271	1918	63.9	
Opponents.....		30	6001		648-1642	.395	175-533	.328	490-692	.708	399	683	1082	36.1	525	12	344	525	89	238	1961	65.4	

TEAM STATISTICS	SEMOW	OPP
SCORING	1918	1961
Points per game	63.9	65.4
Scoring margin	-1.4	-
FIELD GOALS-ATT	713-1717	648-1642
Field goal pct	.415	.395
3 POINT FG-ATT	136-437	175-533
3-point FG pct	.311	.328
3-pt FG made per game	4.5	5.8
FREE THROWS-ATT	356-525	490-692
Free throw pct	.678	.708
F-Throws made per game	11.9	16.3
REBOUNDS	1082	1082
Rebounds per game	36.1	36.1
Rebounding margin	+0.0	-
ASSISTS	360	344
Assists per game	12.0	11.5
TURNOVERS	522	525
Turnovers per game	17.4	17.5
Turnover margin	+0.1	-
Assist/turnover ratio	0.7	0.7
STEALS	271	238
Steals per game	9.0	7.9
BLOCKS	120	89
Blocks per game	4.0	3.0
ATTENDANCE	8634	18250
Home games-Avg/Game	13-664	15-1190
Neutral site-Avg/Game	-	2-200

Score by Periods	1st	2nd	3rd	4th	Totals
Southeast Missouri	468	436	513	501	1918
Opponents	444	438	539	540	1961

Date	Opponent	Score	Att.
11-06-18	at Mississippi State	L 53-88	6373
11-10-18	at Bradley	L 79-85	693
11/14/18	at Southern Illinois	L 40-60	2500
11/20/18	WESTERN ILLINOIS	w 81-71	362
11/24/18	vs North Alabama	L 67-80	399
11/25/18	at NJIT	w 68-58	399
11/29/18	INS	L 51-62	443
12/04/18	UIS	w 82-46	1650
12/08/18	at Evansville	w 54-50	307
12/17/18	at Memphis	L 57-69	553
12/29/18	HARRIS-STOWE	w 80-65	561
* 01/03/19	at SIUE	w 62-52	587
* 01/05/19	UTM	L 73-80	409
* 01/10/19	APSU	w 64-54	645
* 01-12-19	MURRAY STATE	L 59-64	603
* 01/17/19	at Morehead State	L 54-82	1018
* 01/19/19	at Eastern Kentucky	w 52-42	280
* 01/24/19	SIUE	w 63-58	588
* 01/26/19	EIU	w 72-57	723
* 01/31/19	at BELMONT	L 57-91	1043
* 02/02/19	at TSU Lady Tigers	L 59-62	893
* 02/07/19	TTU	w 62-53	585
* 02/09/19	JACKSONVILLE STATE	L 39-56	515
* 02/14/19	at UTM	L 50-61	1101
* 2/16/19	at EIU	w 80-54	366
* 02/21/19	at APSU	L 54-56	513
* 02/23/19	at Murray St.	L 74-82	1225
* 02/28/19	TSU LADY TIGERS	w 81-57	815
* 03-02-19	BELMONT	L 86-92	735
03/06/19	vs BELMONT	L 65-74	0

* = Conference game



STATISTICS

2018-19 Game-by-Game

TEAM STATISTICS

Opponent	Date	Score		Total		3-Pointers		Free throws		Rebounds				pf	a	t/o	blk	stl	pts	avg
				fg-fga	pct	3fg-fga	pct	ft-fa	pct	off	def	tot	avg							
at Mississippi State	11-06-18	53-88	L	17-53	.321	4-9	.444	15-22	.682	12	14	26	26.0	32	5	20	5	4	53	53.0
at Bradley	11-10-18	79-85	L	31-79	.392	5-23	.217	12-16	.750	22	17	39	32.5	26	13	14	1	15	79	66.0
at Southern Illinois	11/14/18	40-60	L	14-54	.259	5-19	.263	7-9	.778	10	27	37	34.0	22	6	23	7	4	40	57.3
WESTERN ILLINOIS	11/20/18	81-71	W	31-63	.492	10-21	.476	9-15	.600	16	22	38	35.0	26	21	29	1	17	81	63.2
vs North Alabama	11/24/18	67-80	L	25-53	.472	1-6	.167	16-26	.615	16	24	40	36.0	24	11	31	2	10	67	64.0
at NJIT	11/25/18	68-58	W	22-68	.324	3-12	.250	21-26	.808	17	22	39	36.5	20	7	7	3	16	68	64.7
INS	11/29/18	51-62	L	17-50	.340	2-9	.222	15-28	.536	18	26	44	37.6	26	12	35	9	9	51	62.7
UIS	12/04/18	82-46	W	32-64	.500	11-21	.524	7-10	.700	16	29	45	38.5	19	20	21	7	12	82	65.1
at Evansville	12/08/18	54-50	W	22-58	.379	3-17	.176	7-14	.500	11	16	27	37.2	12	14	9	4	18	54	63.9
at Memphis	12/17/18	57-69	L	22-70	.314	4-25	.160	9-16	.563	19	26	45	38.0	26	14	19	9	6	57	63.2
HARRIS-STOWE	12/29/18	80-65	W	31-68	.456	4-11	.364	14-19	.737	16	21	37	37.9	12	9	17	2	18	80	64.7
at SIUE	01/03/19	62-52	W	21-47	.447	3-12	.250	17-29	.586	9	20	29	37.2	18	10	17	3	15	62	64.5
UTM	01/05/19	73-80	L	27-54	.500	11-22	.500	8-14	.571	9	24	33	36.8	19	17	15	2	6	73	65.2
APSU	01/10/19	64-54	W	23-52	.442	1-7	.143	17-21	.810	13	26	39	37.0	21	12	18	5	7	64	65.1
MURRAY STATE	01-12-19	59-64	L	23-60	.383	2-12	.167	11-17	.647	16	17	33	36.7	22	13	8	7	5	59	64.7
at Morehead State	01/17/19	54-82	L	20-71	.282	3-21	.143	11-18	.611	20	24	44	37.2	26	10	13	7	7	54	64.0
at Eastern Kentucky	01/19/19	52-42	W	21-53	.396	5-17	.294	5-10	.500	10	27	37	37.2	19	13	16	3	9	52	63.3
SIUE	01/24/19	63-58	W	20-47	.426	6-16	.375	17-21	.810	11	21	32	36.9	20	13	19	2	7	63	63.3
EIU	01/26/19	72-57	W	27-51	.529	3-14	.214	15-21	.714	14	25	39	37.0	23	11	18	4	7	72	63.7
at BELMONT	01/31/19	57-91	L	22-64	.344	3-19	.158	10-16	.625	14	20	34	36.8	18	9	8	5	4	57	63.4
at TSU Lady Tigers	02/02/19	59-62	L	19-47	.404	8-18	.444	13-20	.650	11	28	39	37.0	23	9	22	7	3	59	63.2
TTU	02/07/19	62-53	W	19-41	.463	4-8	.500	20-28	.714	7	24	31	36.7	28	9	22	6	10	62	63.1
JACKSONVILLE STATE	02/09/19	39-56	L	16-48	.333	3-12	.250	4-7	.571	11	14	25	36.2	17	5	17	1	9	39	62.1
at UTM	02/14/19	50-61	L	17-59	.288	3-20	.150	13-21	.619	19	26	45	36.5	22	10	19	3	9	50	61.6
at EIU	2/16/19	80-54	W	32-59	.542	5-8	.625	11-13	.846	9	25	34	36.4	15	15	12	2	13	80	62.3
at APSU	02/21/19	54-56	L	22-48	.458	2-10	.200	8-11	.727	8	27	35	36.4	22	12	21	6	6	54	62.0
at Murray St.	02/23/19	74-82	L	26-58	.448	2-10	.200	20-26	.769	11	26	37	36.4	22	9	15	4	8	74	62.4
TSU LADY TIGERS	02/28/19	81-57	W	32-51	.627	6-11	.545	11-15	.733	3	33	36	36.4	20	19	17	1	8	81	63.1
BELMONT	03-02-19	86-92	L	31-68	.456	11-18	.611	13-14	.929	14	20	34	36.3	24	16	8	0	2	86	63.9
vs BELMONT	03/06/19	65-74	L	31-59	.525	3-9	.333	0-2	.000	7	22	29	36.1	23	16	12	2	7	65	63.9
Southeast Missouri		1918		713-1717	.415	136-437	.311	356-525	.678	389	693	1082	36.1	647	360	522	120	271	1918	63.9
Opponents		1961		648-1642	.395	175-533	.328	490-692	.708	399	683	1082	36.1	525	344	525	89	238	1961	65.4

Games played: 30
Points/game: 63.9
FG Pct: 41.5
3FG Pct: 31.1
FT Pct: 67.8

Rebounds/game: 36.1
Assists/game: 12.0
Turnovers/game: 17.4
Assist/turnover ratio: 0.7
Steals/game: 9.0
Blocks/game: 4.0

2018-19 Results

RECORD:	OVERALL	HOME	AWAY	NEUTRAL
ALL GAMES	13-17	8-5	5-10	0-2
CONFERENCE	8-10	5-4	3-6	0-0
NON-CONFERENCE	5-7	3-1	2-4	0-2

Date	Opponent	Score	Att.	High Points	High Rebounds
11-06-18	at Mississippi State	53-88 L	6373	(19)THOMPSON, Tesia	(4)PRUITT, Taelour
11-10-18	at Bradley	79-85 L	693	(32)THOMPSON, Tesia	(12)THOMPSON, Tesia
11/14/18	at Southern Illinois	40-60 L	2500	(12)SHEPHARD, Carrie	(8)TAYLOR, Jocelyn
11/20/18	WESTERN ILLINOIS	w 81-71	362	(24)THOMPSON, Tesia	(10)THOMPSON, Tesia
11/24/18	vs North Alabama	67-80 L	399	(19)TAYLOR, Jocelyn	(10)ALLEN, Kennedi
11/25/18	at NJIT	w 68-58	399	(15)THOMPSON, Tesia	(8)TAYLOR, Jocelyn
					(8)THOMPSON, Tesia
11/29/18	INS	51-62 L	443	(23)THOMPSON, Tesia	(8)THOMPSON, Tesia
12/04/18	UIS	w 82-46	1650	(24)MURPHY, Adrianna	(11)MURPHY, Adrianna
12/08/18	at Evansville	w 54-50	307	(14)THOMPSON, Tesia	(6)MURPHY, Adrianna
12/17/18	at Memphis	57-69 L	553	(21)THOMPSON, Tesia	(10)THOMPSON, Tesia
12/29/18	HARRIS-STOWE	w 80-65	561	(15)THOMPSON, Tesia	(4)ALLEN, Kennedi
					(4)THOMPSON, Tesia
					(4)TAYLOR, Jocelyn
01/03/19	*at SIUE	w 62-52	587	(22)THOMPSON, Tesia	(6)TAYLOR, Jocelyn
					(6)THOMPSON, Tesia
01/05/19	*UTM	73-80 L	409	(25)SHEPHARD, Carrie	(7)COLYER, Tionne
01/10/19	*APSU	w 64-54	645	(17)THOMPSON, Tesia	(10)THOMPSON, Tesia
01-12-19	*MURRAY STATE	59-64 L	603	(13)THOMPSON, Tesia	(7)SAINE, LaTrese
01/17/19	*at Morehead State	54-82 L	1018	(16)THOMPSON, Tesia	(6)ALLEN, Kennedi
					(6)LUTAYA, Losmie
01/19/19	*at Eastern Kentucky	w 52-42	280	(17)THOMPSON, Tesia	(11)THOMPSON, Tesia
01/24/19	*SIUE	w 63-58	588	(22)THOMPSON, Tesia	(10)THOMPSON, Tesia
01/26/19	*EIU	w 72-57	723	(26)THOMPSON, Tesia	(10)LUTAYA, Losmie
01/31/19	*at BELMONT	57-91 L	1043	(21)THOMPSON, Tesia	(10)THOMPSON, Tesia
02/02/19	*at TSU Lady Tigers	59-62 L	893	(20)SHEPHARD, Carrie	(11)THOMPSON, Tesia
02/07/19	*TTU	w 62-53	585	(13)TAYLOR, Jocelyn	(9)COLYER, Tionne
02/09/19	*JACKSONVILLE STATE	39-56 L	515	(12)TAYLOR, Jocelyn	(8)THOMPSON, Tesia
02/14/19	*at UTM	50-61 L	1101	(12)SHEPHARD, Carrie	(16)THOMPSON, Tesia
2/16/19	*at EIU	w 80-54	366	(20)THOMPSON, Tesia	(6)THOMPSON, Tesia
02/21/19	*at APSU	54-56 L	513	(24)THOMPSON, Tesia	(12)THOMPSON, Tesia
02/23/19	*at Murray St.	74-82 L	1225	(28)THOMPSON, Tesia	(13)THOMPSON, Tesia
02/28/19	*TSU LADY TIGERS	w 81-57	815	(32)THOMPSON, Tesia	(9)ALLEN, Kennedi
03-02-19	*BELMONT	86-92 L	735	(31)THOMPSON, Tesia	(6)BALOGUN, Dolapo
03/06/19	vs BELMONT	65-74 L		(20)MURPHY, Adrianna	(7)THOMPSON, Tesia

* = Conference game

Attendance Summary	Games	Attend	Avg/Game
Home	13	8634	664
Away	15	17851	1190
Neutral	2	399	200
Total	30	26884	896

2018-19 Game-by-Game

	Score	FG-A	Pct.	3FG-A	Pct.	FT-A	Pct.	Off	Def	Total	F	A	TO	B	S
Southeast Missouri	53-88	17-53	.321	4-9	.444	15-22	.682	12	14	26	32	5	20	5	4
Mississippi State	88-53	29-64	.453	5-14	.357	25-38	.658	26	28	54	20	18	15	11	8
Southeast Missouri	79-85	31-79	.392	5-23	.217	12-16	.750	22	17	39	26	13	14	1	15
Bradley	85-79	28-53	.528	5-14	.357	24-34	.706	11	28	39	22	13	18	4	7
Southeast Missouri	40-60	14-54	.259	5-19	.263	7-9	.778	10	27	37	22	6	23	7	4
Southern Illinois	60-40	22-57	.386	4-15	.267	12-18	.667	11	29	40	15	13	16	4	9
Western Illinois	71-81	24-56	.429	5-18	.278	18-26	.692	12	20	32	1	9	7	28	3
Southeast Missouri	81-71	31-63	.492	10-21	.476	9-15	.600	16	22	38	26	21	29	1	17
Northern Alabama	80-67	26-51	.510	6-18	.333	22-29	.759	5	13	18	26	16	21	3	12
Southeast Missouri	67-80	25-53	.472	1-6	.167	16-26	.615	16	24	40	24	11	31	2	10
Southeast Missouri	68-58	22-68	.324	3-12	.250	21-26	.808	17	22	39	20	7	7	3	16
NJIT	58-68	18-50	.360	8-20	.400	14-21	.667	13	30	43	24	11	22	2	1
Indiana State	62-51	20-50	.400	6-13	.462	16-23	.696	9	23	32	31	11	28	1	20
Southeast Missouri	51-62	17-50	.340	2-9	.222	15-28	.536	18	26	44	26	12	35	9	9
Illinois-Springfield	46-82	14-53	.264	4-19	.211	14-20	.700	15	17	32	13	8	22	1	7
Southeast Missouri	82-46	32-64	.500	11-21	.524	7-10	.700	16	29	45	19	20	21	7	12
Southeast Missouri	54-50	22-58	.379	3-17	.176	7-14	.500	11	16	27	12	14	9	4	18
Evansville	50-54	18-42	.429	8-18	.444	6-6	1.000	8	27	35	18	11	25	3	3
Southeast Missouri	57-69	22-70	.314	4-25	.160	9-16	.563	19	26	45	26	14	19	9	6
Memphis	69-57	22-58	.379	2-11	.182	23-37	.622	15	29	44	17	12	17	6	6
Harris-Stowe	65-80	26-53	.491	6-12	.500	7-12	.583	7	22	29	14	11	26	3	11
Southeast Missouri	80-65	31-65	.456	4-11	.364	14-19	.737	16	21	37	12	9	17	2	18
Southeast Missouri	62-52	21-47	.447	3-12	.250	17-29	.586	9	20	29	18	10	17	3	15
SIUE	52-62	19-62	.306	3-19	.158	11-16	.688	24	22	46	19	13	25	2	11
UT Martin	80-73	27-62	.435	5-14	.357	21-24	.875	13	18	31	11	10	10	3	7
Southeast Missouri	73-80	27-54	.500	11-22	.500	8-14	.571	9	24	33	19	17	15	2	6
Austin Peay	54-64	16-53	.302	5-22	.227	17-25	.680	14	19	33	18	5	17	1	10
Southeast Missouri	64-54	23-52	.442	1-7	.143	17-21	.810	13	26	39	21	12	18	5	7
Murray State	64-59	19-46	.413	8-14	.571	18-24	.750	13	24	37	13	9	16	3	4
Southeast Missouri	59-64	23-60	.383	2-12	.167	11-17	.647	16	17	33	22	13	8	7	5
Southeast Missouri	54-82	20-71	.282	3-21	.143	11-18	.611	20	24	44	26	10	13	7	7
Morehead State	82-54	31-64	.484	7-18	.389	13-24	.542	17	34	51	18	18	13	11	9
Southeast Missouri	52-42	21-53	.396	5-17	.294	5-10	.500	10	27	37	19	13	16	3	9
Eastern Kentucky	42-52	13-51	.255	5-20	.250	11-14	.786	12	23	35	18	9	20	1	7
SIUE	58-63	21-57	.368	4-10	.400	12-21	.571	21	19	40	17	9	20	1	12
Southeast Missouri	63-58	20-47	.426	6-16	.375	17-21	.810	11	21	32	20	13	19	2	7
Eastern Illinois	57-72	17-47	.362	8-17	.471	15-23	.652	9	13	22	22	12	15	1	9
Southeast Missouri	72-57	27-51	.529	3-14	.214	15-21	.714	14	25	39	23	11	18	4	7
Southeast Missouri	57-91	22-64	.344	3-19	.158	10-16	.625	14	20	34	18	9	8	5	4
Belmont	91-57	31-60	.517	15-33	.455	14-18	.778	11	30	41	16	18	8	0	2
Southeast Missouri	59-62	19-47	.404	8-18	.444	13-20	.650	11	28	39	23	9	22	7	3
Tennessee State	62-59	24-56	.429	1-8	.125	13-20	.650	10	21	31	18	10	13	1	7
Tennessee Tech	53-62	14-52	.269	4-23	.174	21-23	.913	15	19	34	24	7	21	3	4
Southeast Missouri	62-53	19-41	.463	4-8	.500	20-28	.714	7	24	31	28	9	22	6	10
Jacksonville State	56-39	19-54	.352	5-20	.250	13-20	.650	24	23	47	9	2	16	2	7
Southeast Missouri	39-56	16-48	.333	3-12	.250	4-7	.571	11	14	25	17	5	17	1	9
Southeast Missouri	50-61	17-59	.288	3-20	.150	13-21	.619	19	26	45	22	10	19	3	9
UT Martin	61-50	20-59	.339	5-19	.263	16-26	.615	17	28	45	20	14	16	9	11
Southeast Missouri	80-54	32-59	.542	5-8	.625	11-13	.846	9	25	34	15	15	12	2	13
Eastern Illinois	54-80	20-49	.408	6-17	.353	8-10	.800	5	20	25	11	10	17	1	7
Southeast Missouri	54-56	22-48	.458	2-10	.200	8-11	.727	8	27	35	22	12	21	6	6
Austin Peay	56-54	16-53	.302	6-21	.286	18-27	.667	16	17	33	15	10	14	3	10
Southeast Missouri	74-82	26-58	.448	2-10	.200	20-26	.769	11	26	37	22	9	15	4	8
Murray State	82-74	24-54	.444	10-21	.476	24-30	.800	7	23	30	17	13	12	1	5
Tennessee State	57-81	20-61	.328	1-17	.059	16-20	.800	10	18	28	16	13	14	2	7
Southeast Missouri	81-57	32-51	.627	6-11	.545	11-15	.733	3	33	36	20	19	17	1	8
Belmont	92-86	27-58	.466	9-24	.375	29-36	.806	14	24	38	16	17	11	2	6
Southeast Missouri	86-92	31-68	.456	11-18	.611	13-14	.929	14	20	34	24	16	8	0	2
Belmont	74-65	23-57	.404	9-24	.375	19-27	.704	15	22	37	8	14	9	1	5
Southeast Missouri	65-74	31-59	.525	3-9	.333	0-2	.000	7	22	29	23	16	12	2	7
Southeast Missouri	1918	713-1717	.415	136-437	.311	356-525	.678	389	693	1082	647	360	522	120	271
Opponent	1961	648-1642	.395	175-533	.328	490-692	.708	399	683	1082	525	344	525	89	238



Comparisons

Opponent	1st	2nd	Score	Mar	Total FG	FG Pct.	3-Pts.	3FG Pct.	Free Throws	FT Pct.	Rebounds	Assist	T/Over	Block	Steal	Fouls
Mississippi State	25/45	28/43	53-88	-35	17-53/29-64	.321/.453	4-9/5-14	.444/.357	15-22/35-38	.682/.658	26/54	5/18	20/15	5/11	4/8	32/30
Bradley	31/33	48/52	79-85	-6	31-79/28-53	.392/.528	5-23/5-14	.217/.357	12-16/24-34	.750/.706	39/39	13/13	14/18	1/4	15/7	26/22
Southern Illinois	20/25	20/35	40-60	-20	14-54/22-57	.259/.386	5-19/4-15	.263/.267	7-9/12-18	.778/.667	37/40	6/13	23/16	7/4	4/9	22/15
Western Illinois	35/32	46/39	81-71	10	31-63/24-56	.492/.429	10-21/5-18	.476/.278	9-15/18-26	.600/.692	38/32	21/7	29/28	1/3	17/14	26/19
North Alabama	24/38	43/42	67-80	-13	25-53/26-51	.472/.510	1-6/6-18	.167/.333	16-26/22-29	.615/.759	40/18	11/16	31/21	2/3	10/12	24/26
NJIT	28/31	40/27	68-58	10	22-68/18-50	.324/.360	3-12/8-20	.250/.400	21-26/14-21	.808/.667	39/43	7/11	7/22	3/2	16/1	20/24
Indiana State	24/33	27/29	51-62	-11	17-50/20-50	.340/.400	2-9/6-13	.222/.462	15-28/16-23	.536/.696	44/32	12/11	35/28	9/1	9/20	26/31
Illinois-Springfield	34/18	48/28	82-46	36	32-64/14-53	.500/.264	11-21/4-19	.524/.211	7-10/14-20	.700/.700	45/32	20/8	21/22	7/1	12/7	19/13
Evansville	30/27	24/23	54-50	4	22-58/18-42	.379/.429	3-17/8-18	.176/.444	7-14/6-6	.500/1.000	27/35	14/11	9/25	4/3	18/3	12/18
Memphis	22/21	35/48	57-69	-12	22-70/22-58	.314/.379	4-25/2-11	.160/.182	9-16/23-37	.563/.622	45/44	14/12	19/17	9/6	6/6	26/17
Harris-Stowe	53/24	27/41	80/65	15	31-68/26-53	.456/.491	4-11/6-12	.364/.500	14-19/7-12	.737/.583	37/29	9/11	17/26	2/3	18/11	12/14
SIUE	24/19	38/33	62-52	10	21-47/19-62	.447/.306	3-12/3-19	.250/1.000	17-29/11-16	.586/.688	29/46	10/13	17/25	3/2	15/11	18/19
UT Martin	43/31	30/49	73-80	-7	27-54/27-62	.500/.435	11-22/5-14	.500/.357	8-14/21-24	.571/.875	33/31	17/10	15/10	2/3	6/7	19/11
Austin Peay	25/28	39/26	64-54	10	23-52/16-53	.442/.302	1-7 / 5-22	.143/.227	17-21/17-25	.810/.680	39/33	12/5	18/17	5/1	7/10	21/18
Murray State	25/30	34/34	59-64	-5	23-60/19-46	.383/.413	2-12/8-14	.167/.571	11-17/18-24	.647/.750	33/37	13/9	8/16	7/3	5/4	22/13
Morehead State	27/47	27/35	54-82	-28	20-71/31-64	.280/.284	3-21/7-18	.143/.389	11-18/13-24	.611/.542	44/51	10/18	13/13	7/11	7/9	26/18
Eastern Kentucky	30/25	22/17	52-42	10	21-53/13-51	.396/.255	5-17/5-20	.294/.250	5-10/11-14	.500/.786	37/35	13/9	16/20	3/1	9/7	19/18
SIUE	33/26	30/32	63/58	5	20-47/21-57	.426/.368	6-16/4-10	.375/.400	17-21/12-21	.810/.571	32/40	13/9	19/20	2/1	7/12	20/17
Eastern Illinois	34/26	38/31	72-57	15	27-51/17-47	.529/.362	3-14/8-17	.214/.471	15-21/15-23	.714/.652	39/22	11/12	18/15	4/1	7/9	23/22
Belmont	23/42	34/49	57-91	-34	22-64/31-60	.344/.517	3-19/15-33	.158/.455	10-16/14-18	.625/.778	34/41	9/18	8/8	5/0	4/2	18/16
Tennessee State	24/29	35/33	59-62	-3	19-47/24-56	.404/.429	8-18/1-8	.444/.125	13-20/13-20	.650/.650	39/31	9/10	22/13	7/1	3/7	23/18
Tennessee Tech	25/24	37/29	62-53	9	19-41/14-52	.463/.269	4-8/4-23	.500/.174	20-28/21-23	.714/.913	31/34	9/7	22/21	6/3	10/4	28/24
Jacksonville State	22/26	17/30	39-56	-17	16-48/19-54	.333/.352	3-12/5-20	.250/.250	4-7/13-20	.571/.650	25/47	5/2	17/16	1/2	9/7	17/9
UT Martin	24/33	26/28	50-61	-11	17-59/20-59	.288/.339	3-20/5-19	.150/.263	13-21/16-26	.619/.615	45/45	10/14	19/16	3/9	9/11	22/20
Eastern Illinois	39/20	41/34	80-54	26	32-59/20-49	.542/.408	5-8/6-17	.625/.353	11-13/8-10	.846/.800	34/25	15/10	12/17	2/1	13/7	15/11
Austin Peay	23/22	31/34	54-56	-2	22-48/16-53	.458/.302	2-10/6-21	.200/.286	8-11/18-27	.727/.667	35/33	12/10	21/14	6/3	6/10	22/15
Murray State	38/31	36/51	74-82	-8	26-58/24-54	.448/.444	2-10/10-21	.200/.476	20-26/24-30	.769/.800	37/30	9/13	15/12	4/1	8/5	22/17
Tennessee State	48/18	33/39	81-57	24	32-51/20-61	.627/.328	6-11/ 1-17	.545/.059	11-15/16-20	.733/.800	36/28	19/13	17/14	1/2	8/7	20/1
Belmont	40/47	46/45	86-92	-6	31-68/27-58	.456/.466	11-18/ 9-24	.611/.375	13-14/29-36	.929/.806	34/38	16/17	8/11	0/2	2/6	24/1
Belmont	31/31	34/43	65-74	-9	31-59/23-57	.525/.404	3-9 / 9-24	.333/.375	0-2 /19-27	.000/.704	29/37	16/14	12/9	2/1	7/5	23/8

Specialty Stats

Opponent	W/L	Points in the Paint		Points off Turnovers		2nd Chance Points		Fastbreak Points		Bench Points	
		SEMO	Opp.	SEMO	Opp.	SEMO	Opp.	SEMO	Opp.	SEMO	Opp.
Mississippi State	L, 53-88	12	38	12	22	9	21	4	16	15	23
Bradley	L, 79-85	32	40	24	14	22	10	8	10	23	36
Southern Illinois	L, 40-60	16	34	10	21	6	7	0	8	15	3
Western Illinois	W, 81-71	18	30	24	32	12	15	0	2	17	23
North Alabama	L, 67-80	42	38	20	40	14	6	6	6	44	26
NJIT	W, 68-58	28	20	25	12	8	7	15	0	13	8
Indiana State	L, 62-51	22	22	18	35	13	14	4	0	20	10
Illinois-Springfield	W, 82-46	22	12	26	11	18	10	8	4	21	30
Evansville	W, 54-50	30	10	24	9	20	9	8	0	12	18
Memphis	L, 57-69	30	32	16	12	16	10	10	17	18	21
Harris-Stowe	W, 80-65	34	30	33	14	17	11	4	4	25	9
SIUE	W, 62-52	30	24	29	14	2	14	22	7	22	20
UT Martin	L, 80-73	18	34	13	22	7	15	10	0	21	35
Austin Peay	W, 64-54	34	16	19	20	13	8	12	8	26	20
Murray State	L, 59-64	24	10	15	6	14	8	4	0	26	0
Morehead State	L, 54-82	24	38	9	13	10	18	12	6	19	34
Eastern Kentucky	W, 52-42	28	14	14	13	6	7	0	4	10	7
SIUE	W, 63-58	18	16	19	15	4	19	6	0	6	32
Eastern Illinois	W, 72-52	34	10	12	19	15	10	6	2	10	11
Belmont	L, 57-91	30	18	4	10	14	18	4	0	23	18
Tennessee State	L, 62-59	20	34	14	24	8	10	2	6	16	32
Tennessee Tech	W, 62-53	24	12	18	12	7	9	8	0	35	24
Jacksonville State	L, 56-39	14	16	12	13	7	16	0	0	20	18
UT Martin	L, 61-50	24	22	18	20	14	10	12	13	14	12
Eastern Illinois	W, 80-54	46	24	26	8	13	4	6	0	32	24
Austin Peay	L, 54-56	24	16	13	27	3	10	6	2	6	8
Murray State	L, 82-74	44	22	11	13	17	4	20	10	13	5
Tennessee State	W, 81-57	46	22	17	17	3	13	8	6	44	35
Belmont	L 92-86	22	32	12	10	16	22	4	2	8	15
Belmont	L, 74-65	36	22	12	14	8	17	19	12	17	6
Totals (Avg.)		804 (26.8)	708 (23.6)	548 (18.3)	512 (17.1)	336 (11.2)	352 (11.7)	228 (7.6)	145 (4.8)	591 (19.7)	563 (18.8)

Game-By-Game Leaders

Opponent	W/L	Score	Points	Rebounds	Assists	Blocks	Steals
Mississippi State	L	53-88	Thompson-19	Pruitt-4	Murphy-3	Saine, Akoro-2	Thompson-2
Bradley	L	79-85	Thompson-32	Thompson-12	Murphy-6	Thompson-1	Murphy, Thompson-4
Southern Illinois	L	40-60	Shephard-12	Taylor-8	Thompson, Murphy-2	Taylor-3	Three-1
Western Illinois	W	81-71	Thompson-24	Thompson-10	Murphy-9	Shephard-1	Murphy-7
North Alabama	L	67-80	Taylor-19	Allen-10	Pruitt-4	Allen-2	Three-2
NJIT	W	68-58	Thompson-15	Thompson, Taylor-8	Murphy-4	Three-1	Murphy-7
Indiana State	L	51-62	Thompson-23	Thompson-8	Murphy-4	Saine-3	Thompson, Murphy-3
Illinois-Springfield	W	82-46	Murphy-24	Murphy-11	Murphy-6	Saine-2	Three-2
Evansville	W	54-50	Thompson-14	Murphy-6	Murphy-5	Taylor-2	Murphy-7
Memphis	L	57-69	Thompson-21	Thompson-10	Murphy-4	Taylor-3	Six-1
Harris-Stowe	W	80-65	Thompson-15	Thompson, Taylor-4	Allen-3	Thompson, Taylor-1	Murphy-6
SIUE	W	62-52	Thompson-22	Thompson, Taylor-6	Pruitt-3	Three-1	Murphy-4
UT Martin	L	73-80	Shephard-25	Colyer-7	Murphy-7	Allen-2	Murphy-2
Austin Peay	W	64-54	Thompson-17	Thompson-10	Murphy-5	Saine, Lutaya-2	Harshberger, Murphy-2
Murray State	L	59-64	Thompson-13	Saine-7	Thompson-4	Saine-4	Murphy-2
Morehead State	L	54-82	Thompson-16	Lutaya, Allen-6	Murphy-3	Allen-5	Balogun, Murphy-2
Eastern Kentucky	W	52-42	Thompson-17	Thompson-11	Thompson, Murphy-4	Allen-2	Thompson-4
SIUE	W	63-58	Thompson-22	Thompson-10	Shephard-3	Akoro, Taylor-1	Murphy-3
Eastern Illinois	W	72-57	Thompson-26	Lutaya-10	Thompson-5	Four-1	Murphy-3
Belmont	L	57-91	Thompson-21	Thompson-10	Murphy-3	Allen-4	Allen-2
Tennessee State	L	59-62	Shephard-20	Thompson-11	Murphy-4	Taylor-3	Thompson-2
Tennessee Tech	W	62-53	Taylor-13	Colyer-9	Murphy-3	Akoro, Harshberger-2	Pruitt-3
Jacksonville State	L	39-56	Taylor-12	Thompson-8	Murphy-2	Thompson-1	Shephard-3
UT Martin	L	50-61	Shephard-12	Thompson-16	Thompson-5	Thompson-2	Thompson-6
Eastern Illinois	W	80-54	Thompson-20	Thompson-6	Murphy-6	Lutaya, Allen-1	Taylor-4
Austin Peay	L	54-56	Thompson-24	Thompson-12	Murphy, Thompson-3	Allen-3	Thompson-3
Murray State	L	74-82	Thompson-28	Thompson-13	Thompson-3	Taylor, Allen-2	Three-2
Tennessee State	W	81-57	Thompson-32	Allen-9	Pruitt-7	Balogun-1	Thompson-3
Belmont	L	86-92	Thompson-31	Balogun-6	Thompson, Pruitt-4	None	Thompson, Pruitt-1
Belmont	L	65-74	Murphy-20	Thompson-7	Shephard-5	Thompson, Allen-1	Thompson-3

Game-By-Game Starters

Opponent	G	G	G	F	F	(W-L)
Mississippi State	Adrianna Murphy	Tesia Thompson	Taelour Pruitt	Kennedi Allen	Jocelyn Taylor	#1 (0-1)
Bradley	Adrianna Murphy	Tesia Thompson	Taelour Pruitt	Kennedi Allen	Jocelyn Taylor	#1 (0-2)
Southern Illinois	Adrianna Murphy	Tesia Thompson	Carrie Shephard	Jessie Harshberger	Losmie Lutaya	#2 (0-1)
Western Illinois	Adrianna Murphy	Tesia Thompson	Carrie Shephard	Jessie Harshberger	Jocelyn Taylor	#3 (1-0)
North Alabama	Adrianna Murphy	Tesia Thompson	Carrie Shephard	Dolapo Balogun	Celeste Akoro	#4 (0-1)
NJIT	Adrianna Murphy	Tesia Thompson	Carrie Shephard	Jocelyn Taylor	Kennedi Allen	#5 (1-0)
Indiana State	Adrianna Murphy	Tesia Thompson	Carrie Shephard	Jocelyn Taylor	Celeste Akoro	#6 (0-1)
Illinois-Springfield	Adrianna Murphy	Tionne Colyer	Carrie Shephard	Jocelyn Taylor	Dolapo Balogun	#7 (1-0)
Evansville	Adrianna Murphy	Tesia Thompson	Carrie Shephard	Jocelyn Taylor	Dolapo Balogun	#8 (1-0)
Memphis	Adrianna Murphy	Tesia Thompson	Carrie Shephard	Jocelyn Taylor	Dolapo Balogun	#8 (1-1)
Harris-Stowe	Adrianna Murphy	Tesia Thompson	Carrie Shephard	Jocelyn Taylor	Dolapo Balogun	#8 (2-1)
SIUE	Adrianna Murphy	Tesia Thompson	Carrie Shephard	Jocelyn Taylor	Dolapo Balogun	#8 (3-1)
UT Martin	Adrianna Murphy	Tionne Colyer	Carrie Shephard	Jocelyn Taylor	Dolapo Balogun	#7 (1-1)
Austin Peay	Adrianna Murphy	Tesia Thompson	Carrie Shephard	Jocelyn Taylor	Dolapo Balogun	#8 (4-1)
Murray State	Adrianna Murphy	Tesia Thompson	Carrie Shephard	Jocelyn Taylor	Dolapo Balogun	#8 (4-2)
Morehead State	Adrianna Murphy	Tesia Thompson	Carrie Shephard	Jocelyn Taylor	Dolapo Balogun	#8 (4-3)
Eastern Kentucky	Adrianna Murphy	Tesia Thompson	Carrie Shephard	Jocelyn Taylor	Losmie Lutaya	#9 (1-0)
SIUE	Adrianna Murphy	Tesia Thompson	Carrie Shephard	Jocelyn Taylor	Losmie Lutaya	#9 (2-0)
Eastern Illinois	Adrianna Murphy	Tesia Thompson	Carrie Shephard	Jocelyn Taylor	Losmie Lutaya	#9 (3-0)
Belmont	Adrianna Murphy	Tesia Thompson	Carrie Shephard	Jocelyn Taylor	Losmie Lutaya	#9 (3-1)
Tennessee State	Adrianna Murphy	Tesia Thompson	Carrie Shephard	Kennedi Allen	Celeste Akoro	#10 (0-1)
Tennessee Tech	Tionne Colyer	Tesia Thompson	Carrie Shephard	Kennedi Allen	Celeste Akoro	#11 (1-0)
Jacksonville State	Tionne Colyer	Tesia Thompson	Carrie Shephard	Kennedi Allen	Losmie Lutaya	#12 (0-1)
UT Martin	Tionne Colyer	Tesia Thompson	Carrie Shephard	Dolapo Balogun	Jocelyn Taylor	#13 (0-1)
Eastern Illinois	Taelour Pruitt	Tesia Thompson	Carrie Shephard	Losmie Lutaya	Jocelyn Taylor	#14 (1-0)
Austin Peay	Taelour Pruitt	Tesia Thompson	Carrie Shephard	Losmie Lutaya	Jocelyn Taylor	#14 (1-1)
Murray State	Taelour Pruitt	Tesia Thompson	Carrie Shephard	Losmie Lutaya	Jocelyn Taylor	#14 (1-2)
Tennessee State	Taelour Pruitt	Tesia Thompson	Carrie Shephard	Losmie Lutaya	Dolapo Balogun	#15 (1-0)
Belmont	Adrianna Murphy	Tionne Colyer	Carrie Shephard	Losmie Lutaya	Dolapo Balogun	#16 (0-1)
Belmont	Adrianna Murphy	Tesia Thompson	Carrie Shephard	Losmie Lutaya	Dolapo Balogun	#16 (0-2)

STAT

Points	G	Pts	Pts/G
THOMPSON, Tesia	29	529	18.2
SHEPHARD, Carrie	30	288	9.6
MURPHY, Adrianna	30	258	8.6
TAYLOR, Jocelyn	29	234	8.1
PRUITT, Taelour	29	148	5.1
BALOGUN, Dolapo	29	92	3.2
LUTAYA, Losmie	30	87	2.9
ALLEN, Kennedy	29	83	2.9
HARSHBERGER, Jessie	28	50	1.8
SAINE, LaTrese	13	44	3.4
MCCURDY, Iyanna	16	39	2.4
COLYER, Tionne	25	31	1.2

FG Percentage	FG	Att	Pct
TAYLOR, Jocelyn	94	189	.497
ALLEN, Kennedy	38	77	.494
LUTAYA, Losmie	34	74	.459
BALOGUN, Dolapo	34	74	.459
THOMPSON, Tesia	182	409	.445
MURPHY, Adrianna	107	249	.430
MCCURDY, Iyanna	15	37	.405
PRUITT, Taelour	51	134	.381
AKORO, Celeste	9	25	.360
HARSHBERGER, Jessie	22	63	.349
SHEPHARD, Carrie	101	296	.341
SAINE, LaTrese	13	40	.325

3-Point Percentage	3FG	Att	Pct
MURPHY, Adrianna	26	76	.342
SHEPHARD, Carrie	73	217	.336
THOMPSON, Tesia	15	47	.319
PRUITT, Taelour	15	52	.288
HARSHBERGER, Jessie	3	12	.250
TAYLOR, Jocelyn	4	17	.235
BALFOUR, Sarah	0	11	.000
COLYER, Tionne	0	4	.000
ALLEN, Kennedy	0	1	.000

Free Throw Percent	FG	Att	Pct
MURPHY, Adrianna	18	24	.750
MCCURDY, Iyanna	9	12	.750
HARSHBERGER, Jessie	3	4	.750
PRUITT, Taelour	31	42	.738
THOMPSON, Tesia	150	204	.735
LUTAYA, Losmie	19	27	.704
BALFOUR, Sarah	7	10	.700
BALOGUN, Dolapo	24	35	.686
SAINE, LaTrese	18	28	.643
TAYLOR, Jocelyn	42	67	.627
SHEPHARD, Carrie	13	23	.565
COLYER, Tionne	11	20	.550

Scoring Average	G	Pts	Avg/G
THOMPSON, Tesia	29	529	18.2
SHEPHARD, Carrie	30	288	9.6
MURPHY, Adrianna	30	258	8.6
TAYLOR, Jocelyn	29	234	8.1
PRUITT, Taelour	29	148	5.1
SAINE, LaTrese	13	44	3.4
BALOGUN, Dolapo	29	92	3.2
LUTAYA, Losmie	30	87	2.9
ALLEN, Kennedy	29	83	2.9
MCCURDY, Iyanna	16	39	2.4
HARSHBERGER, Jessie	28	50	1.8
AKORO, Celeste	16	22	1.4

Field Goal Attempts	G	Att	Att/G
THOMPSON, Tesia	29	409	14.1
SHEPHARD, Carrie	30	296	9.9
MURPHY, Adrianna	30	249	8.3
TAYLOR, Jocelyn	29	189	6.5
PRUITT, Taelour	29	134	4.6

Field Goals Made	G	Made	Made/G
THOMPSON, Tesia	29	182	6.3
MURPHY, Adrianna	30	107	3.6
SHEPHARD, Carrie	30	101	3.4
TAYLOR, Jocelyn	29	94	3.2
PRUITT, Taelour	29	51	1.8

3-Point FG Attempts	G	Att	Att/G
SHEPHARD, Carrie	30	217	7.2
MURPHY, Adrianna	30	76	2.5
PRUITT, Taelour	29	52	1.8
THOMPSON, Tesia	29	47	1.6
TAYLOR, Jocelyn	29	17	0.6

3-Point FG Made	G	Made	Made/G
SHEPHARD, Carrie	30	73	2.4
MURPHY, Adrianna	30	26	0.9
PRUITT, Taelour	29	15	0.5
THOMPSON, Tesia	29	15	0.5
TAYLOR, Jocelyn	29	4	0.1

Free Throw Attempts	G	Att	Att/G
THOMPSON, Tesia	29	204	7.0
TAYLOR, Jocelyn	29	67	2.3
PRUITT, Taelour	29	42	1.4
BALOGUN, Dolapo	29	35	1.2
SAINE, LaTrese	13	28	2.2

Free Throws Made	G	Made	Made/G
THOMPSON, Tesia	29	150	5.2
TAYLOR, Jocelyn	29	42	1.4
PRUITT, Taelour	29	31	1.1
BALOGUN, Dolapo	29	24	0.8
LUTAYA, Losmie	30	19	0.6

LEADERS

Rebounds	G	Reb	Reb/G
THOMPSON, Tesia	29	219	7.6
TAYLOR, Jocelyn	29	112	3.9
MURPHY, Adrianna	30	102	3.4
ALLEN, Kennedy	29	88	3.0
LUTAYA, Losmie	30	85	2.8

Rebound Average	G	Reb	Avg/G
THOMPSON, Tesia	29	219	7.6
TAYLOR, Jocelyn	29	112	3.9
MURPHY, Adrianna	30	102	3.4
ALLEN, Kennedy	29	88	3.0
SAINE, LaTrese	13	39	3.0

Offensive Rebounds	G	No.	Avg/G
THOMPSON, Tesia	29	81	2.8
TAYLOR, Jocelyn	29	41	1.4
MURPHY, Adrianna	30	34	1.1
LUTAYA, Losmie	30	32	1.1
BALOGUN, Dolapo	29	27	0.9

Defensive Rebounds	G	No.	Avg/G
THOMPSON, Tesia	29	138	4.8
TAYLOR, Jocelyn	29	71	2.4
MURPHY, Adrianna	30	68	2.3
ALLEN, Kennedy	29	62	2.1
LUTAYA, Losmie	30	53	1.8

Fouls	G	No.	Per/G
ALLEN, Kennedy	29	88	3.0
TAYLOR, Jocelyn	29	80	2.8
THOMPSON, Tesia	29	73	2.5
LUTAYA, Losmie	30	72	2.4
PRUITT, Taelour	29	57	2.0

Foulsouts	G	No.
ALLEN, Kennedy	29	4
LUTAYA, Losmie	30	2
TAYLOR, Jocelyn	29	1

Assists	G	No.	Ast/G
MURPHY, Adrianna	30	106	3.5
THOMPSON, Tesia	29	66	2.3
PRUITT, Taelour	29	57	2.0
SHEPHARD, Carrie	30	46	1.5
TAYLOR, Jocelyn	29	20	0.7

Steals	G	No.	Stl/G
MURPHY, Adrianna	30	62	2.1
THOMPSON, Tesia	29	59	2.0
SHEPHARD, Carrie	30	30	1.0
TAYLOR, Jocelyn	29	28	1.0
PRUITT, Taelour	29	22	0.8

Blocked Shots	G	No.	Blk/G
ALLEN, Kennedy	29	29	1.0
TAYLOR, Jocelyn	29	27	0.9
SAINE, LaTrese	13	16	1.2
THOMPSON, Tesia	29	14	0.5
AKORO, Celeste	16	11	0.7

Minutes	G	No.	Min/G
MURPHY, Adrianna	30	890	29.7
THOMPSON, Tesia	29	871	30.0
SHEPHARD, Carrie	30	823	27.4
TAYLOR, Jocelyn	29	589	20.3
PRUITT, Taelour	29	544	18.8

Turnovers	G	No.	TO/G
THOMPSON, Tesia	29	90	3.1
MURPHY, Adrianna	30	76	2.5
PRUITT, Taelour	29	67	2.3
SHEPHARD, Carrie	30	56	1.9
ALLEN, Kennedy	29	37	1.3

National Stat Leaders

Statistic	National Rank	Conference Rank	Value	National Leader	Value	OVC Leader	Value
Assist Turnover Ratio	266	9	0.69	Oregon	1.88	Belmont	1.27
Assists	255	9	360	Baylor	850	Morehead State	542
Assists Per Game	244	10	12.0	Baylor	22.4	Belmont	16.2
Blocked Shots	92	5	120	Baylor	274	Morehead State	188
Blocked Shots Per Game	78	6	4.0	Baylor	7.2	Morehead State	5.4
Defensive Rebounds Per Game				Baylor	32	Belmont	29
Fewest Fouls	333	10	647	Colorado St.	379	Murray State	472
Fewest Turnovers	240	12	522	Villanova	361	Austin Peay	410
Field-Goal Percentage	117	5	41.5	Iowa	51.5	Belmont	44.9
Field-Goal Percentage Defense	139	5	39.5	Baylor	31.8	Belmont	36.9
Free Throw Attempts	182	9	525	Notre Dame	827	UT Martin	674
Free Throws Made	195	8	356	Notre Dame	617	UT Martin	510
Free Throw Percentage	232	8	67.8	Virigina Tech	80.0	Tennessee Tech	77.6
Offensive Rebounds Per Game				Troy	22	Morehead State	15
Personal Fouls Per game	341	12	21.6	UConn	12.1	Belmont	14.6
Rebound Margin	178	7	0.0	Baylor	17.0	Belmont	6.0
Rebounds	256	8	1,082	Baylor	1,790	Morehead State	1,421
Rebounds Per Game	230	8	36.07	Troy	50.48	Jacksonville St.	40.77
Scoring Defense	198	5	65.4	Drexel	50.5	Jacksonville St.	59.1
Scoring Margin	207	9	-1.4	Mississippi State	28.0	Belmont	14.9
Scoring Offense	187	8	63.9	Notre Dame	88.6	UT Martin	77.9
Steals	95	4	271	Lamar	494	Morehead State	381
Steals Per Game	71	4	9.0	Lamar	15.9	UT Martin	11.3
Three Pt FG Defense	257	9	32.8	Drexel	24.5	Jacksonville St.	28.3
Three Pt FG Attempted				DePaul	1,121	Belmont	956
Three Pt Field Goals Made	292	10	136	Idaho	387	Belmont	341
Three Pt FG Per Game	290	10	4.5	Idaho	11.4	Belmont	10.3
Three Pt FG Percentage	174	7	31.1	Oregon	41.5	Belmont	37.5
Turnover Margin	176	8	0.13	Lamar	10.87	Morehead State	5.23
Turnovers Forced	76	5	17.53	Lamar	25.61	UT Martin	19.91
Turnovers Per Game	259	11	17.4	Oregon	10.0	Belmont	12.7
Won-Lost Percentage	219	8	43.3	Baylor	97.4	Belmont	78.8

All have 349 Ranked

National Stat Leaders

Statistic (Ranked)	Player	National	Conference	Value	National Leader	Value	OVC Leader	Value
Assist Turnover Ratio (250)	Adrianna Murphy	205	9	1.39	Jazzmun Holmes, Miss. State	4.81	Darby Maggard, Belmont	2.75
Assists (148)					Sabrina Ionescu, Oregon	311	Jenny Roy, Belmont	188
Assists Per Game (250)	Adrianna Murphy	210	7	3.5	Amy O'Neill, St. Francis Brooklyn	8.6	Jenny Roy, Belmont	5.7
Blocked Shots (146)					Channon Fluker, CSUN	112	Anacia Wilkinson, TTU	92
Blocked Shots Per Game (250)	Kennedi Allen	218	8	1.00	Nancy Mulkey, Rice	3.92	Anacia Wilkinson, TTU	2.79
Defensive Rebounds Per Game (30)					Kristine Anigwe, California	11	Evelyn Adebayo, Murray St.	10
Double Doubles (41)					Megan Gustafson, Iowa	33	Evelyn Adebayo, Murray St.	19
Field Goal Attempts (150)					Aari McDonald, Iowa	688	Miranda Crockett, Morehead St.	547
Field Goals Made (146)					Megan Gustafson, Iowa	412	Miranda Crockett, Morehead St.	268
Field Goal Percentage (250)	Tesia Thompson	168	6	44.5	Megan Gustafson, Iowa	69.6	Arielle Gonzalez-Varner, APSU	51.4
Final Points (200)	Tesia Thompson	110	6	529	Megan Gustafson, Iowa	1,001	Miranda Crockett, Morehead St.	633
Free Throw Attempts (150)	Tesia Thompson	19	1	204	Cierra Dillard, Buffalo	287	Tesia Thompson, SEMO	204
Free Throws Made (149)	Tesia Thompson	24	1	150	Cierra Dillard, Buffalo	233	Tesia Thompson, SEMO	150
Free Throw Percentage (250)	Tesia Thompson	230	10	73.5	Presley Hudson, Central Mich.	94.4	Keisha Gregory, APSU	88.9
Minutes Played (150)					Sabrina Ionescu, Oregon	1369:10	Miranda Crockett, Morehead St.	1215:14
Minutes Played Per Game (150)					Lauren Holden, Fordham	38.57	Evelyn Adebayo, Murray St.	34.98
Offensive Rebounds Per Game (30)					Teaira McCowan, Mississippi St.	6	Tierra McGowan, Morehead St.	4
Points Per Game (250)	Tesia Thompson	55	1	18.2	Megan Gustafson, Iowa	27.8	Tesia Thompson	18.2
Rebounds (150)					Kristine Anigwe, California	533	Evelyn Adebayo, Murray St.	342
Rebounds Per Game (247)	Tesia Thompson	183	8	7.6	Kristine Anigwe, California	16.2	Evelyn Adebayo, Murray St.	11.4
Steals (146)	Adrianna Murphy	118	4	62	Chastadine Barrs, Lamar	193	Emanye Robertson, UTM	83
	Tesia Thompson	146	7	59				
Steals Per Game (246)	Adrianna Murphy	98	3	2.07	Chastadine Barrs, Lamar	6.23	Emanye Robertson, UTM	2.59
	Tesia Thompson	106	4	2.03				
Three Pt FG Attempted (148)	Carrie Shephard	75	3	217	Taylor Pierce, Idaho	389	Darby Maggard, Belmont	275
Three Pt Field Goals Made (142)	Carrie Shephard	92	4	73	Taylor Pierce, Idaho	154	Darby Maggard, Belmont	113
Three Pt FG Per Game (249)	Carrie Shephard	68	2	2.43	Taylor Pierce, Idaho	4.53	Darby Maggard, Belmont	3.42
Three Pt FG Percentage (185)	Carrie Shephard	147	5	33.6	Marta Gomez, Wyoming	47.4	Darby Maggard, Belmont	41.1
Triple Doubles (8)					Sabrina Ionescu, Oregon	8	Jenny Roy, Belmont	1

Season/Career Report

SUMMARY	gp-gs	min/g	fg%	3fg%	ft%	r/g	a/g	stl	blk	pts/g	gp-gs	min/g	fg%	3fg%	ft%	r/g	a/g	stl	blk	pts/g
THOMPSON, Tesia	29-27	30.0	.445	.319	.735	7.6	2.3	59	14	18.2	60-50	28.6	.435	.333	.730	6.4	1.8	110	22	15.5
SHEPHARD, Carrie	30-28	27.4	.341	.336	.565	1.6	1.5	30	3	9.6	30-28	27.4	.341	.336	.565	1.6	1.5	30	3	9.6
MURPHY, Adrianna	30-23	29.7	.430	.342	.750	3.4	3.5	62	2	8.6	121-103	29.6	.401	.315	.705	4.8	4.9	274	6	7.7
TAYLOR, Jocelyn	29-22	20.3	.497	.235	.627	3.9	0.7	28	27	8.1	29-22	20.3	.497	.235	.627	3.9	0.7	28	27	8.1
PRUITT, Taelour	29-6	18.8	.381	.288	.738	1.8	2.0	22	1	5.1	29-6	18.8	.381	.288	.738	1.8	2.0	22	1	5.1
SAINE, LaTrese	13-0	10.2	.325	.000	.643	3.0	0.0	5	16	3.4	43-16	15.0	.408	.000	.595	3.5	0.4	25	61	4.7
BALOGUN, Dolapo	29-14	13.9	.459	.000	.686	2.4	0.7	10	4	3.2	69-16	11.1	.482	.000	.609	2.3	0.4	14	7	2.5
LUTAYA, Losmie	30-12	12.5	.459	.000	.704	2.8	0.3	9	8	2.9	60-13	9.3	.426	.000	.673	2.0	0.3	15	13	2.1
ALLEN, Kennedy	29-6	16.8	.494	.000	.412	3.0	0.6	14	29	2.9	52-9	13.3	.500	.000	.478	2.4	0.4	20	42	2.1
MCCURDY, Iyanna	16-0	10.6	.405	.000	.750	1.3	0.3	9	0	2.4	68-15	12.9	.390	.000	.564	2.0	0.6	30	2	3.4
HARSHBERGER, Jessi	28-2	8.8	.349	.250	.750	1.3	0.1	12	3	1.8	77-12	9.1	.372	.227	.938	1.3	0.2	24	7	1.8
AKORO, Celeste	16-4	9.7	.360	.000	.333	1.8	0.0	0	11	1.4	16-4	9.7	.360	.000	.333	1.8	0.0	0	11	1.4
COLYER, Tionne	25-6	10.1	.323	.000	.550	2.2	0.4	10	1	1.2	25-6	10.1	.323	.000	.550	2.2	0.4	10	1	1.2
BALFOUR, Sarah	15-0	3.9	.167	.000	.700	0.2	0.1	1	1	0.9	15-0	3.9	.167	.000	.700	0.2	0.1	1	1	0.9
CUPP, Brittney	2-0	2.0	.000	.000	.000	0.0	0.0	0	0	0.0	2-0	2.0	.000	.000	.000	0.0	0.0	0	0	0.0

SCORING	fg-fga	fg%	3fg-fga	3fg%	ft-fa	ft%	pts	pts/g	fg-fga	fg%	3fg-fga	3fg%	ft-fa	ft%	pts	pts/g
THOMPSON, Tesia	182-409	.445	15-47	.319	150-204	.735	529	18.2	319-734	.435	21-63	.333	268-367	.730	927	15.5
SHEPHARD, Carrie	101-296	.341	73-217	.336	13-23	.565	288	9.6	101-296	.341	73-217	.336	13-23	.565	288	9.6
MURPHY, Adrianna	107-249	.430	26-76	.342	18-24	.750	258	8.6	387-966	.401	64-203	.315	91-129	.705	929	7.7
TAYLOR, Jocelyn	94-189	.497	4-17	.235	42-67	.627	234	8.1	94-189	.497	4-17	.235	42-67	.627	234	8.1
PRUITT, Taelour	51-134	.381	15-52	.288	31-42	.738	148	5.1	51-134	.381	15-52	.288	31-42	.738	148	5.1
SAINE, LaTrese	13-40	.325	0-0	.000	18-28	.643	44	3.4	75-184	.408	0-0	.000	50-84	.595	200	4.7
BALOGUN, Dolapo	34-74	.459	0-0	.000	24-35	.686	92	3.2	66-137	.482	0-0	.000	42-69	.609	174	2.5
LUTAYA, Losmie	34-74	.459	0-0	.000	19-27	.704	87	2.9	46-108	.426	0-1	.000	33-49	.673	125	2.1
ALLEN, Kennedy	38-77	.494	0-1	.000	7-17	.412	83	2.9	50-100	.500	0-1	.000	11-23	.478	111	2.1
MCCURDY, Iyanna	15-37	.405	0-0	.000	9-12	.750	39	2.4	87-223	.390	0-1	.000	57-101	.564	231	3.4
HARSHBERGER, Jessi	22-63	.349	3-12	.250	3-4	.750	50	1.8	58-156	.372	5-22	.227	15-16	.938	136	1.8
AKORO, Celeste	9-25	.360	0-0	.000	4-12	.333	22	1.4	9-25	.360	0-0	.000	4-12	.333	22	1.4
COLYER, Tionne	10-31	.323	0-4	.000	11-20	.550	31	1.2	10-31	.323	0-4	.000	11-20	.550	31	1.2
BALFOUR, Sarah	3-18	.167	0-11	.000	7-10	.700	13	0.9	3-18	.167	0-11	.000	7-10	.700	13	0.9
CUPP, Brittney	0-1	.000	0-0	.000	0-0	.000	0	0.0	0-1	.000	0-0	.000	0-0	.000	0	0.0

TOTALS	o-reb	d-reb	t-reb	pf	fo	ast	to	a/to	o-reb	d-reb	t-reb	pf	fo	ast	to	a/to
THOMPSON, Tesia	81	138	219	73	0	66	90	0.7	144	239	383	156	2	105	177	0.6
SHEPHARD, Carrie	6	43	49	50	0	46	56	0.8	6	43	49	50	0	46	56	0.8
MURPHY, Adrianna	34	68	102	55	0	106	76	1.4	168	410	578	271	2	592	372	1.6
TAYLOR, Jocelyn	41	71	112	80	1	20	32	0.6	41	71	112	80	1	20	32	0.6
PRUITT, Taelour	11	41	52	57	0	57	67	0.9	11	41	52	57	0	57	67	0.9
SAINE, LaTrese	20	19	39	33	0	0	19	0.0	63	86	149	130	4	17	55	0.3
BALOGUN, Dolapo	27	44	71	35	0	19	27	0.7	67	95	162	81	1	31	64	0.5
LUTAYA, Losmie	32	53	85	72	2	10	30	0.3	39	83	122	101	2	15	51	0.3
ALLEN, Kennedy	26	62	88	88	4	16	37	0.4	38	88	126	132	7	22	50	0.4
MCCURDY, Iyanna	10	11	21	24	0	5	22	0.2	61	75	136	112	1	44	104	0.4
HARSHBERGER, Jessi	12	25	37	34	0	4	14	0.3	38	61	99	94	0	17	50	0.3
AKORO, Celeste	10	18	28	21	0	0	8	0.0	10	18	28	21	0	0	8	0.0
COLYER, Tionne	14	40	54	20	0	10	22	0.5	14	40	54	20	0	10	22	0.5
BALFOUR, Sarah	0	3	3	5	0	1	9	0.1	0	3	3	5	0	1	9	0.1
CUPP, Brittney	0	0	0	0	0	0	0	0.0	0	0	0	0	0	0	0	0.0

Game 1 - Southeast Missouri 53, Mississippi State 88

Nov. 6, 2018 - Starkville, Miss.

SE Missouri 53 • 0-1

#	Player	Total		3-Ptr		Rebounds			PF	TP	A				Stl	Min
		FG-FGA	FG-FGA	FT-FTA	Off	Def	Tot				A	To	Bk	Stl		
01	Kennedi Allen	f	0-2	0-0	0	1	1	5	0	0	0	0	0	0	0	10
23	Jocelyn Taylor	f	0-2	0-0	0	0	0	4	0	0	0	0	0	0	0	13
03	Adrianna Murphy	g	2-6	0-1	0-0	0	2	2	3	4	3	4	0	0	0	30
10	Taelour Pruitt	g	6-12	1-1	2-4	1	3	4	2	15	2	3	0	0	0	29
24	Tesia Thompson	g	5-15	0-2	9-12	1	2	3	3	19	0	3	1	2	29	29
02	Carrie Shephard	g	3-5	3-4	0-0	0	0	0	2	9	0	3	0	1	17	17
04	Dolapo Balogun	g	0-0	0-0	0-0	0	0	0	0	0	0	0	0	0	6	6
05	Tionne Colyer	g	0-0	0-0	0-0	0	0	0	0	0	0	0	0	0	2	2
13	Jessie Harshberger	g	0-1	0-0	0-0	0	0	0	1	0	0	3	0	1	16	16
21	Iyanna McCurdy	g	0-2	0-0	0-0	2	0	2	1	0	0	1	0	0	11	11
25	Sarah Balfour	g	1-2	0-1	0-0	0	0	0	0	2	0	1	0	0	2	2
30	Brittney Cupp	g	0-0	0-0	0-0	0	0	0	0	0	0	0	0	0	2	2
32	Losmie Lutaya	g	0-1	0-0	0-0	1	1	2	3	0	0	1	0	0	8	8
40	Latrese Saine	g	0-2	0-0	3-4	1	1	2	4	3	0	0	2	0	7	7
55	Celeste Akoro	g	0-3	0-0	1-2	1	2	3	4	1	0	1	2	0	18	18
Team					4	3	7									
Totals			17-53	4-9	15-22	12	14	26	32	53	5	20	5	4	200	

1st - FG %: 3-15 20.0% 2nd: 5-14 35.7% 3rd: 5-14 35.7% 4th: 4-10 40.0% Game: 17-53 32.1% Deadball
3FG %: 1-2 50.0% 1-2 50.0% 2-4 50.0% 0-1 0.0% 4-9 44.4% 15-22 68.2% Rebounds
FT %: 5-8 62.5% 2-2 100.0% 2-2 100.0% 6-10 60.0% 15-22 68.2%

Mississippi State 88 • 1-0

#	Player	Total		3-Ptr		Rebounds			PF	TP	A				Stl	Min
		FG-FGA	FG-FGA	FT-FTA	Off	Def	Tot				A	To	Bk	Stl		
05	Anriel Howard	f	4-7	0-0	1-3	2	5	7	4	9	1	2	0	0	19	19
55	Chloe Bibby	f	4-13	3-7	0-0	5	1	6	1	11	1	2	3	0	32	32
15	Teara McCowan	c	7-11	0-0	10-15	7	10	17	1	24	0	4	7	1	28	28
10	Jazzmun Holmes	g	5-8	0-0	1-3	0	2	2	1	11	5	1	0	2	25	25
24	Jordan Danberry	g	4-7	0-0	2-2	3	2	5	0	10	3	1	1	1	25	25
01	Myah Taylor	g	2-4	1-2	2-2	0	0	0	4	7	6	2	0	0	19	19
04	Jessika Carter	g	2-4	0-0	1-3	1	3	4	3	5	0	0	0	0	8	8
11	Xaria Wiggins	g	1-1	1-1	1-2	1	0	1	2	4	0	0	0	3	21	21
23	Bre'Amber Scott	g	0-5	0-1	6-6	4	1	5	4	6	2	1	0	0	19	19
25	Zion Campbell	g	0-0	0-0	1-2	1	1	2	0	1	0	2	0	1	4	4
Team					2	3	5									
Totals			29-64	5-14	25-38	26	28	54	20	88	18	15	11	8	200	

1st - FG %: 7-22 31.8% 2nd: 7-12 58.3% 3rd: 10-14 71.4% 4th: 5-16 31.3% Game: 29-64 45.3% Deadball
3FG %: 0-2 0.0% 1-5 20.0% 1-2 50.0% 2-4 50.0% 5-14 35.7% 25-38 65.8% Rebounds
FT %: 5-10 50.0% 11-12 91.7% 4-7 57.1% 5-9 55.6% 25-38 65.8%

Officials: Denise Brooks, Frank Steratore, Jennifer Rezac

Technical fouls: SE Missouri-None, Mississippi State-None.

Attendance: 6373

Score by periods	1st	2nd	3rd	4th	Total
SE Missouri	12	13	14	14	53
Mississippi State	19	26	26	17	88

Points	In	Off	2nd	Fast	Bench
SE Missouri	12	12	9	4	15
Mississippi State	18	22	21	16	23

Last FG - SEMOW 4th-00:53, MS 4th-01:23.
Largest lead - SEMOW None, MS by 36 4th-01:23.
SEMOW led for 00:00, MS led for 38:46. Game was tied for 01:12.

Score tied - 2 times.
Lead changed - 0 times.

Game 2 - Southeast Missouri 79, Bradley 85

Nov. 10, 2018 - Peoria, Ill.

SE Missouri State 79 • 0-2

#	Player	Total		3-Ptr		Rebounds			PF	TP	A				Stl	Min
		FG-FGA	FG-FGA	FT-FTA	Off	Def	Tot				A	To	Bk	Stl		
01	ALLEN, Kennedi	f	0-2	0-0	0-0	0	0	0	3	0	0	1	0	0	6	6
23	TAYLOR, Jocelyn	f	2-7	0-1	0-0	2	3	5	1	4	0	0	0	0	16	16
03	MURPHY, Adrianna	g	8-16	3-6	1-2	1	4	5	3	20	6	4	0	4	37	37
10	PRUITT, Taelour	g	0-3	0-1	0-0	0	0	0	0	0	4	3	0	1	15	15
24	THOMPSON, Tesia	g	11-22	1-4	9-12	10	2	12	3	32	2	3	1	4	37	37
02	SHEPHARD, Carrie	g	3-13	1-9	0-0	0	4	4	2	7	1	2	0	1	31	31
04	BALOGUN, Dolapo	g	0-0	0-0	0-0	0	0	0	0	0	0	0	0	1	2	2
13	HARSHBERGER, Jessie	g	2-4	0-1	0-0	1	1	2	2	4	0	0	0	2	17	17
25	BALFOUR, Sarah	g	1-2	0-1	0-0	0	0	0	2	2	0	1	0	0	3	3
32	LUTAYA, Losmie	g	3-5	0-0	2-2	3	1	4	5	8	0	0	0	0	21	21
40	SAINE, LaTrese	g	0-2	0-0	0-0	1	0	1	3	0	0	0	0	1	5	5
55	AKORO, Celeste	g	1-3	0-0	0-0	2	0	2	2	2	0	0	0	0	10	10
Team					2	2	4									
Totals			31-79	5-23	12-16	22	17	39	26	79	13	14	1	15	200	

1st - FG %: 6-22 27.3% 2nd: 7-21 33.3% 3rd: 9-17 52.9% 4th: 9-19 47.4% Game: 31-79 39.2% Deadball
3FG %: 1-8 12.5% 0-6 0.0% 1-2 50.0% 3-7 42.9% 12-16 75.0% Rebounds
FT %: 2-2 100.0% 2-4 50.0% 1-2 50.0% 1-1 100.0%

Bradley 85 • 1-0

#	Player	Total		3-Ptr		Rebounds			PF	TP	A				Stl	Min
		FG-FGA	FG-FGA	FT-FTA	Off	Def	Tot				A	To	Bk	Stl		
05	Brackmann, Chelsea	f	1-2	0-0	5-6	1	7	8	3	7	0	0	1	1	23	23
45	White, Nyjah	g	8-10	0-0	4-4	2	6	8	5	20	3	2	1	0	24	24
03	Davis, Elisha	g	0-3	0-0	2-4	0	3	3	2	2	5	1	0	0	32	32
03	Haack, Gabi	g	5-10	3-7	6-7	2	3	5	3	19	1	2	0	1	35	35
24	Kent, Shunseere	g	0-3	0-1	1-2	2	0	2	3	1	0	4	0	1	13	13
11	Petree, Lasha	g	10-18	2-4	2-5	0	5	5	1	24	0	3	1	1	31	31
13	Koenig, Tatum	g	0-0	0-0	1-2	0	0	0	1	1	1	2	0	2	9	9
14	Wilkins, Ryan	g	0-1	0-1	0-0	0	0	0	0	0	0	0	0	0	1	1
23	Lawson, Jailynn	g	0-0	0-0	0-0	0	0	0	0	0	0	1	0	1	2	2
30	Marsh, Emily	g	0-1	0-1	2-2	2	2	4	1	2	1	0	1	0	10	10
32	Speilhaug, Ellie	g	0-0	0-0	0-0	0	0	0	1	0	1	2	0	0	7	7
44	Markert, Vanessa	g	4-5	0-0	1-2	1	0	1	2	9	1	1	0	0	13	13
Team					1	2	3									
Totals			28-53	5-14	24-34	11	28	39	22	85	13	18	4	7	200	

1st - FG %: 5-15 33.3% 2nd: 6-11 54.5% 3rd: 7-12 58.3% 4th: 10-15 66.7% Game: 28-53 52.8% Deadball
3FG %: 1-4 25.0% 2-5 40.0% 1-2 50.0% 1-3 33.3% 5-14 35.7% 24-34 70.6% Rebounds
FT %: 5-7 71.4% 3-6 50.0% 10-11 90.9% 6-10 60.0%

Officials: Tina Napier, Brian Hall, Shane Bennett

Technical fouls: SE Missouri State-TEAM, Bradley-None.

Attendance: 693

#32 Losmie Lutaya fouled out with 53.7 remaining.

#45 Nyjah White fouled out with 27.6 remaining.

Score by periods	1st	2nd	3rd	4th	Total
SE Missouri State	15	16	26	22	79
Bradley	16	17	25	27	85

Points	In	Off	2nd	Fast	Bench
SE Missouri State	15	12	9	4	15
Bradley	18	22	21	16	23

Last FG - SEMOW 4th-00:06, BRAD 4th-01:31.
Largest lead - SEMOW by 5 4th-09:13, BRAD by 11 3rd-05:24.
SEMOW led for 05:24, BRAD led for 31:08. Game was tied for 03:28.

Score tied - 6 times.
Lead changed - 11 times.

Game 3 - Southeast Missouri 40, Southern Illinois 60

Nov. 14, 2018 - Carbondale, Ill.

Southeast Missouri State 40 (0-3)		Total		3-PT		Rebounds									
#	Player	FG	FGA	FT	FTA	Off	Def	Total	PF	TP	A	T	Bk	Stl	Min
02	Carrie Shephard	*	4-13	4-10	0-0	0	1	1	4	12	0	3	0	0	26
03	Adrianna Murphy	*	2-8	1-4	0-0	1	3	4	2	5	2	6	0	0	31
13	Jessie Harshberger	*	0-4	0-0	0-0	1	1	2	1	0	0	2	0	0	15
24	Tesia Thompson	*	3-11	0-1	2-3	2	5	7	2	8	2	0	1	1	24
32	Losmie Lutaya	*	0-0	0-0	0-0	0	0	0	3	0	1	1	0	4	4
01	Kennedi Allen	*	6-1	0-0	0-0	0	2	2	4	0	1	1	1	0	14
04	Dolapo Balogun	*	0-0	0-0	0-0	0	0	0	1	0	0	1	0	1	8
05	Tionne Colyer	*	0-0	0-0	0-0	0	0	0	1	0	0	1	0	0	4
10	Taelour Pruitt	*	1-4	0-2	3-4	2	0	2	1	5	1	3	0	0	24
21	Iyanna McCurdy	*	0-0	0-0	0-0	0	2	2	0	1	1	0	0	5	5
22	Jocelyn Taylor	*	2-6	0-1	1-2	3	5	8	2	0	0	1	0	1	22
25	Sarah Ballour	*	0-1	0-1	0-0	0	0	0	0	0	0	1	0	1	7
30	Brittney Cupo	*	0-1	0-0	0-0	0	0	0	0	0	0	0	0	2	2
55	TELEST Akoro	*	2-3	0-0	1-2	3	1	4	0	1	1	1	0	14	14
TEAM						0	6	6				1			
Totals			14-54	5-19	7-9	10	27	37	22	40	6	25	7	4	200
FG % 1st Half 6-29		27.6%		2nd Half 6-25		24.0%		Game 14-54		25.9%		Deadball			
3PT % 1st Half 4-12		33.3%		2nd Half 1-7		14.3%		Game 5-19		26.3%		Rebounds			
FT % 1st Half 0-0		0.0%		2nd Half 1-7		77.8%		Game 7-9		77.8%		0.4			

Game 5 - Southeast Missouri 67, North Alabama 80

Nov. 24, 2018 - Newark, N.J.

Southeast Missouri 67 • 1-4

#	Player	Total			3-Ptr			Rebounds			PF	TP	A	TO	Blk	Stl	Min
		FG-FGA	FG-FGA	FT-FTA	Off	Def	Tot	Off	Def	Tot							
04	BALOGUN, Dolapo	f	0-0	0-0	0-0	0	1	1	0	0	0	0	2	0	0	0	7
55	AKORO, Celeste	c	0-0	0-0	0-0	0	1	1	1	0	0	0	0	0	0	0	4
02	SHEPHARD, Carrie	g	0-1	0-0	1-2	0	0	0	1	1	1	3	0	0	0	0	15
03	MURPHY, Adrianna	g	5-13	1-4	0-0	3	3	6	3	11	1	3	0	0	2	35	35
24	THOMPSON, Tesia	g	3-11	0-0	5-6	5	2	7	4	11	3	5	0	0	1	23	27
01	ALLEN, Kennedy		6-9	0-1	1-2	1	9	10	3	13	0	3	2	0	2	21	21
05	COLYER, Tionne		0-0	0-0	0-0	0	0	0	0	0	0	1	0	0	0	1	1
10	PRUITT, Taelour		2-4	0-0	0-0	1	3	4	4	4	4	5	0	1	1	18	18
13	HARSHBERGER, Jessie		1-2	0-0	0-0	0	0	0	1	2	1	1	0	0	0	7	7
21	MCCURDY, Iyanna		0-0	0-0	3-4	1	1	2	3	3	1	2	0	2	2	23	23
23	TAYLOR, Jocelyn		8-13	0-1	3-8	3	3	6	2	19	0	3	0	1	0	28	28
25	BALFOUR, Sarah		0-0	0-0	3-4	0	0	0	1	3	0	1	0	0	0	5	5
32	LUTAYA, Losmie		0-0	0-0	0-0	1	1	2	1	0	0	1	0	0	1	7	7
Team						1	0	1						1			
Totals			25-53	1-6	16-26	16	24	40	24	67	11	31	2	10	200		

1st - FG %: 8-16 50.0% 2nd: 3-11 27.3% 3rd: 5-10 50.0% 4th: 2-4 50.0% Game: 25-53 47.2% Deadball Rebounds 7
3FG %: 1-2 50.0% 0-2 0.0% 0-0 0.0% 0-2 0.0% 1-6 16.7% 1-6 16.7%
FT %: 0-0 0.0% 1-4 25.0% 8-12 66.7% 7-10 70.0% 16-26 61.5%

North Alabama 80 • 6-0

#	Player	Total			3-Ptr			Rebounds			PF	TP	A	TO	Blk	Stl	Min
		FG-FGA	FG-FGA	FT-FTA	Off	Def	Tot	Off	Def	Tot							
44	PANETTI, Brittany	f	4-6	0-0	0-0	0	0	0	1	8	1	0	1	0	10	10	
00	EUBANK, Ansley	g	2-5	0-2	0-0	0	0	0	5	4	3	1	1	2	26	26	
01	WALLEN, Emma	g	3-9	2-7	2-2	0	0	3	3	10	2	3	0	0	2	37	
03	WALLEN, Ivy	g	5-9	0-0	4-7	0	3	3	4	14	6	9	0	1	37	37	
24	COULSON, Kenysha	g	7-10	2-3	2-2	1	2	3	5	18	1	3	0	1	27	27	
10	STUTTLE, Sarah		0-0	0-0	0-0	0	0	0	0	0	0	0	0	0	2	2	
12	STULTS, Savannah		3-7	1-3	9-10	2	2	4	4	16	1	1	0	4	30	30	
14	MADDEN, Darby		1-3	1-3	0-0	0	1	1	2	3	0	1	0	1	10	10	
20	NUNLEY, Katelyn		1-2	0-0	2-4	2	1	3	2	4	2	3	1	1	18	18	
25	GRAHAM, Olivia		0-0	0-0	3-4	0	0	0	0	3	0	0	0	0	3	3	
	Team					0	1	1									
Totals			26-51	6-18	22-29	5	13	18	26	80	16	21	3	12	200		

1st - FG %: 8-14 57.1% 2nd: 6-11 54.5% 3rd: 10-18 55.6% 4th: 2-8 25.0% Game: 26-51 51.0% Deadball Rebounds 3,2
3FG %: 2-3 66.7% 0-1 0.0% 4-9 44.4% 0-3 0.0% 6-18 33.3% 22-29 75.9%
FT %: 0-1 0.0% 8-9 88.9% 2-3 66.7% 12-16 75.0%

Officials: Technical fouls: Southeast Missouri-None. North Alabama-None.
Attendance: 399

Score by periods	1st	2nd	3rd	4th	Total
Southeast Missouri	17	7	18	25	67
North Alabama	18	20	26	16	80

Last FG - SEMOW 4th-01:12, UNA 4th-03:22.
Largest lead - SEMOW by 5 2nd-06:52, UNA by 24 3rd-04:38.

Points	In	Off	2nd	Fast	Bench
SEMOW	42	20	14	6	44
UNA	38	40	6	6	26

Score tied - 2 times.
Lead changed - 6 times.

Game 6 - NJIT 68, Southeast Missouri 58

Nov. 25, 2018 - Newark, N.J.

Southeast Missouri 68 • 2-4

#	Player	Total			3-Ptr			Rebounds			PF	TP	A	TO	Blk	Stl	Min
		FG-FGA	FG-FGA	FT-FTA	Off	Def	Tot	Off	Def	Tot							
01	ALLEN, Kennedy	f	2-4	0-0	0-0	0	5	5	4	0	0	1	1	1	1	22	22
23	TAYLOR, Jocelyn	f	3-10	0-0	5-6	7	1	8	4	11	0	1	1	3	25	25	
02	SHEPHARD, Carrie	g	3-9	3-6	2-2	0	0	0	0	11	1	0	0	1	27	27	
03	MURPHY, Adrianna	g	5-13	0-1	4-4	0	2	2	2	14	4	1	0	7	35	35	
24	THOMPSON, Tesia	g	5-18	0-5	5-8	3	5	8	1	15	1	1	1	2	34	34	
04	BALOGUN, Dolapo		1-4	0-0	0-0	1	1	2	0	2	0	0	0	0	10	10	
10	PRUITT, Taelour		0-1	0-0	2-2	0	0	0	0	2	1	0	0	1	10	10	
13	HARSHBERGER, Jessie		0-1	0-0	0-0	0	1	1	2	0	0	1	0	0	5	5	
21	MCCURDY, Iyanna		2-4	0-0	0-0	0	2	2	2	4	0	1	0	0	14	14	
32	LUTAYA, Losmie		0-0	0-0	0-0	0	0	0	1	0	0	0	0	0	2	2	
40	SAINE, LaTrese		1-4	0-0	2-2	1	1	2	3	4	0	1	0	1	11	11	
55	AKORO, Celeste		0-0	0-0	1-2	1	0	1	0	1	0	0	0	0	5	5	
Team						4	4	8									
Totals			22-68	3-12	21-26	17	22	39	20	68	7	7	3	16	200		

1st - FG %: 5-16 31.3% 2nd: 6-21 28.6% 3rd: 5-17 29.4% 4th: 6-14 42.9% Game: 22-68 32.4% Deadball Rebounds 3
3FG %: 0-1 0.0% 1-6 16.7% 2-3 66.7% 0-2 0.0% 3-12 25.0% 21-26 80.8%
FT %: 5-6 83.3% 0-0 0.0% 6-8 75.0% 10-12 83.3%

NJIT 58 • 1-6

#	Player		Total		3-Ptr		Rebounds			PF	TP	A	TO	Blk	Stl	Min
			FG-FGA	FG-FGA	FT-FTA	Off	Def	Tot								
10	LIBBY, Jillian	f	3-5	0-1	0-0	1	3	4	3	6	1	2	1	0	17	
20	TUNSTALL, Danielle	f	2-8	0-2	4-5	2	7	9	4	8	1	3	0	0	33	
13	GUARINO, Kelly	f	4-9	4-9	4-4	0	4	4	4	16	1	3	0	0	29	
22	TORRES, Tatianna	f	1-8	0-1	0-0	1	2	3	1	2	2	2	0	0	24	
44	STOLL, Eilyn	g	5-8	4-5	4-6	1	5	6	2	18	4	5	0	0	40	
11	IRELAND, Jordan		0-0	0-0	0-2	1	0	1	1	0	0	2	0	0	5	
21	MARTINEZ-ORTIZ, L.		0-0	0-0	0-0	0	1	1	2	0	0	0	1	0	6	
25	ALLEN, Dez		1-6	0-2	2-4	1	3	4	3	4	1	1	0	0	23	
31	BAJIC, Milena		2-6	0-0	0-0	3	3	6	4	4	1	4	0	1	23	
Team						3	2	5								
Totals			18-50	8-20	14-21	13	30	43	24	58	11	22	2	1	200	

1st - FG %: 6-16 37.5% 2nd: 5-11 45.5% 3rd: 4-12 33.3% 4th: 3-11 27.3% Game: 18-50 36.0% Deadball Rebounds 4,1
3FG %: 4-7 57.1% 0-0 0.0% 4-8 50.0% 6-6 100.0% 14-21 66.7%

Officials: Alex Sheffield, Kiesha Brown, Tunita Dumas
Technical fouls: Southeast Missouri-None. NJIT-None.
Attendance: 399

Score by periods	1st	2nd	3rd	4th	Total
Southeast Missouri	15	13	18	22	68
NJIT	18	13	14	13	58

Last FG - SEMOW 4th-00:52, NJIT 4th-05:16.
Largest lead - SEMOW by 10 4th-00:02, NJIT by 9 1st-01:33.
SEMOW led for 09:25. NJIT led for 26:20. Game was tied for 04:15.

Points	In	Off	2nd	Fast	Bench
SEMOW	28	25	8	15	13
NJIT	20	12	7	0	8

Score tied - 7 times.
Lead changed - 15 times.

Game 7 - Indiana State 62, Southeast Missouri 51

Nov. 29, 2018 - Cape Girardeau, Mo.

INS 62 • 4-1

#	Player	Total			3-Ptr			Rebounds			PF	TP	A	TO	Blk	Stl	Min
		FG-FGA	FG-FGA	FT-FTA	Off	Def	Tot	Off	Def	Tot							
24	Isaiah, Kierra	f	1-4	0-1	8-10	2	5	7	3	10	0	3	1	0	20	20	20
30	Wentland, Regan	f	4-5	1-1	1-2	0	2	2	5	10	0	1	0	3	28	28	28
03	O'Neal, Ashli	g	5-8	3-3	2-3	1	3	4	4	15	3	2	0	4	30	30	30
10	Lee, Tamara	g	4-7	1-3	3-4	0	1	1	3	12	2	2	0	4	23	23	23
14	Webb, Tierra	g	2-5	0-0	1-2	0	3	3	5	1	2	0	4	17	17	17	
05	Kitantova, Maeva		0-0	0-0	0-0	0	0	0	0	0	0	0	0	0	1	1	1
11	Rice, Krystal		2-5	1-3	0-0	0	0	0	4	5	1	4	0	1	17	17	17
13	Delgado, Alexis		0-5	0-2	0-0	0	1	1	2	0	3	5	0	1	20	20	20
21	Tamis, Lynn		2-4	0-0	1-2	2	2	4	3	5	0	7	0	0	21	21	21
23	Smith, Daijah		0-2	0-0	0-0	0	0	0	0	3	0	0	0	0	1	9	9
25	Valero Lopez, Ana		0-1	0-0	0-0	0	0	0	1	0	0	0	0	0	2	2	2
33	Battie, Ty		0-4	0-0	0-0	2	4	6	0	2	0	1	0	0	2	13	13
	Team					2	2	4	2	2							
	Totals		20-50	6-13	16-23	9	23	32	31	62	11	28	1	20	201	201	201

Game 9 - Evansville 50, Southeast Missouri 54

Dec. 8, 2018 - Evansville, Ind.

12/08/18 1:00 p.m. at Meeks Family Fieldhouse

SEMO 54 • 4-5, 0-0 OVC

#	Player	Total		3-Ptr		Rebounds		PF	TP	A	TO	Blk	Stl	Min	
		FG-FA	FG-FGA	FT-FTA	Off	Def	Total								
04	BALOGUN, Dolapo	f	2-3	0-0	0-0	0	0	0	4	0	0	0	1	13	
23	TAYLOR, Jocelyn	f	4-7	0-1	0-0	2	2	4	1	8	1	0	2	17	
02	SHEPARD, Carrie	g	2-8	2-7	0-0	0	0	0	4	6	2	0	1	19	
03	MURPHY, Adrianna	g	3-11	1-3	3-6	3	3	6	2	10	5	3	0	39	
24	THOMPSON, Tesia	g	5-14	0-4	4-8	3	2	5	1	14	3	3	0	4	
01	ALLEN, Kennedi		2-2	0-0	0-0	1	0	1	2	4	0	0	0	20	
10	PRUITT, Taelour		1-4	0-2	0-0	0	3	3	0	2	2	1	0	19	
13	HARSHBERGER, Jessie		0-0	0-0	0-0	0	0	0	1	0	0	0	0	1	
21	MCCURDY, Iyanna		0-0	0-0	0-0	0	0	0	0	0	1	0	0	4	
32	LUTAYA, Losmie		2-4	0-0	0-0	0	3	3	1	4	0	0	0	15	
40	SAINE, LaTrese		1-5	0-0	0-0	0	1	1	0	2	0	2	1	0	
Team						2	2	4							
Totals			22-58	3-17	7-14	11	16	27	12	54	14	9	4	18	200

1st FG %:	10-17	58.8%	2nd:	4-13	30.8%	3rd:	5-18	27.8%	4th:	3-12	25.0%	Game:	22-58	37.9%	Deadball
3FG %:	2-8	25.0%		0-5	0.0%		1-2	50.0%		0-2	0.0%		3-17	17.6%	Rebounds
FT %:	0-0	0.0%		0-0	0.0%		0-0	0.0%		7-14	50.0%		0-0	0.0%	5

Evansville 50 • 1-7, 0-0 MVC

#	Player		Total			3-Ptr		Rebounds			PF	TP	A	TO	Blk	Stl	Min
			FG-FGA	FG-FGA	FT-FTA	Off	Def	Total									
00	Buck, Tayzha	g	2-3	2-3	0-0	0	1	1	2	6	1	3	0	0	0	18	
01	Newman, Anna		0-3	0-1	2-2	0	1	1	3	2	2	3	0	0	0	13	
02	Gasper, Kerri	g	4-11	2-5	2-2	1	10	11	2	12	1	7	0	0	0	40	
11	Bishop, Brooke	g	5-9	0-1	0-0	2	2	4	2	10	2	2	0	0	0	28	
21	Griffin, A'Niah	g	1-4	0-3	0-0	0	3	3	4	1	0	1	0	2	0	29	
03	Miller, Marley		4-5	4-5	0-0	1	3	4	1	12	1	4	0	0	0	28	
04	Wallace, Makayla		0-1	0-0	0-0	0	1	1	1	0	3	3	0	0	3	13	
31	Hall, Tattenai		1-2	0-0	0-0	1	2	3	1	2	0	0	0	0	0	8	
42	Coffman, Kaylan		1-4	0-0	2-2	1	2	3	2	4	0	2	1	0	0	23	
Team															1		
Totals			18-42	8-18	6-6	8	27	35	18	50	11	25	3	3	3	200	
1st FG %: 7-12 58.3% 2nd: 4-8 50.0% 3rd: 6-11 54.5% 4th: 1-11 9.1% Game: 18-42 42.9% Deadball																	
3FG %: 3-4 75.0% 2-4 50.0% 2-3 66.7% FT %: 1-2 50.0% 8-18 44.4% Rebounds																	
4th FG %: 0-0 0.0% 0-0 0.0% 0-0 0.0% 0-0 0.0% 18-42 42.9% 18-42 44.4%																	

1st FG %:	7-12	58.3%	2nd:	4-8	50.0%	3rd:	6-11	54.5%	4th:	1-11	9.1%	Game:	18-42	42.9%	Deadball
3FG %:	3-4	75.0%		2-4	50.0%		2-3	66.7%		1-7	14.3%		8-18	44.4%	Rebounds
FT %:	0-0	0.0%		0-0	0.0%		2-2	100.0%		4-4	100.0%		6-6	100.0%	0

Officials:	Charlie Hust, Ryan Durham, Linda Miles
Technical fouls:	SEMO=None, Evansville=None.
Attendance:	307
Score by periods	1st 2nd 3rd 4th Total
SEMO	22 8 11 13 54
Evansville	17 10 16 7 50

Last FG - SEMOW 4th-03:39, UE 4th-00:26.	Points In Off 2nd Fast
Largest lead - SEMOW by 9 1st-02:16, UE by 7 3rd-02:09.	Paint T/O Chance Break Bench
SEMO led for 20:06, UE led for 08:23. Game was tied for 03:31.	30 24 20 8 12
	9 9 0 0 18
	Score tied - 5 times.
	Lead changed - 6 times.

Game 10 - Memphis 69, Southeast Missouri 57

Dec. 17, 2018 - Memphis, Tenn.

Southeast Missouri 57 • 4-6

#	Player		Total	3-Ptr	Rebounds										
			FG-FGA	FG-FGA	FT-FTA	Off	Def	Total	PF	TP	A	To	Blk	Stl	Min
04	BALOGUN, Dolapo	f	1-2	0-0	0-0	4	3	7	1	2	1	1	0	0	19
23	TAYLOR, Jocelyn	f	3-5	0-0	0-2	0	3	3	2	6	2	1	3	1	22
02	SHEPARD, Carrie	g	1-11	0-9	0-0	0	2	2	0	2	1	1	0	0	27
03	MURPHY, Adrianna	g	4-14	0-5	0-0	2	2	4	2	8	4	3	0	0	30
24	THOMPSON, Tesia	g	7-20	2-4	5-8	5	5	10	4	21	2	2	2	1	31
01	ALLEN, Kennedi		1-1	0-0	1-2	1	2	3	5	3	1	0	2	0	13
10	PRUITT, Taelour		2-8	2-7	2-2	0	1	1	2	8	2	3	0	0	18
13	HARSHBERGER, Jessie		0-1	0-0	0-0	1	0	1	1	0	0	0	0	1	4
21	MCCURDY, Iyanna		0-3	0-0	0-0	0	2	2	2	0	1	1	0	1	12
32	LUTAYA, Losmie		3-4	0-0	0-0	1	3	4	3	6	0	6	1	1	15
40	SAINE, LaTrese		0-0	0-0	1-2	0	0	0	4	1	0	1	1	0	7
55	AKORO, Celeste		0-1	0-0	0-0	0	1	1	0	0	0	0	0	0	2
Team						5	2	7							
Totals			22-70	4-25	9-16	19	26	45	26	57	14	19	9	6	200

1st FG %:	6-18	33.3%	2nd:	4-19	21.1%	3rd:	5-11	45.5%	4th:	7-22	31.8%	Game:	22-70	31.4%	Deadball
3FG %:	0-4	0.0%		1-5	20.0%		0-3	0.0%		3-12	25.0%		4-25	16.0%	Rebounds
FT %:	1-4	25.0%		0-0	0.0%		2-2	100.0%		6-10	60.0%		9-16	56.3%	6,1

Memphis 69 • 4-6

#	Player		FG-FTA	FG-FTA	3-Ptr	Rebounds	PF	TP	A	TO	Blk	Stl	Min
					FT-FTA	Off Def Tot							
33	Alana Davis	f	8-12	0-0	8-12	6 7 13	1	24	0	0	0	1	31
35	Jasmine James	f	0-3	0-1	0-0	0 3 3	3	0	1	1	1	0	24
00	Jada Stinson	g	3-9	1-4	0-0	2 3 5	0	7	3	1	1	1	28
03	Gazmyne Herndon	g	3-5	0-0	3-4	1 3 4	2	9	1	3	0	1	23
23	Jamirah Shutes	g	3-14	0-3	2-4	0 4 4	1	8	0	2	3	0	29
00	Camille Buckhanon		0-0	0-0	0-0	0 0 0	1	0	0	0	0	0	2
11	Malaina White		1-2	0-0	3-5	0 2 2	2	5	1	1	0	1	11
15	Taylor Barnes		3-6	1-2	6-8	1 1 2	3	13	3	6	0	1	25
22	Kiana Coomber		0-4	0-1	0-0	3 1 4	2	0	2	0	1	1	14
25	Brianna Porter		1-3	0-0	1-4	1 1 2	2	3	1	3	0	0	13
Team						1 4 5							
Totals			22-58	2-11	23-37	15 29 44	17	69	12	17	6	6	200
1st: FG-FTA: 2-18 11.1% 2nd: 5-12 41.7% 3rd: 9-16 56.3% 4th: 6-12 50.0% Games: 22-58 37.9% Deadball													

1st FG %:	2-18	11.1%	2nd:	5-12	41.7%	3rd:	9-16	56.3%	4th:	6-12	50.0%	Game:	22-58	37.9%	Deadball
3FG %:	1-5	20.0%		0-3	0.0%		1-1	100.0%		0-2	0.0%		2-11	18.2%	Rebounds
FT %:	2-4	50.0%		4-6	66.7%		1-6	16.7%		14-21	66.7%		23-37	62.2%	8,1

Officials:	Linda Miles, Scott Yarbrough, Kathleen Lynch
Technical fouls:	Southeast Missouri=None, Memphis=None.
Attendance:	553
2018-19 Women's Basketball. Round: 0. Memphis vs Southeast Mo. St.. Played at	
Score by periods	1st 2nd 3rd 4th Total
Southeast Missouri	13 9 12 23 57
Memphis	7 14 22 26 69

Last FG - SEMOW 4th-00:34, MEM 4th-00:19.	Points In Off 2nd Fast
Largest lead - SEMOW by 8 2nd-08:55, MEM by 18 4th-00:22.	Paint T/O Chance Break Bench
SEMO led for 19:15, MEM led for 17:07. Game was tied for 03:38.	30 12 10 10 18
	32 16 17 21
	Score tied - 6 times.
	Lead changed - 3 times.

Game 11 - Southeast Missouri 80, Harris-Stowe 65

Dec. 29, 2018 - Cape Girardeau, Mo.

Harris-Stowe 65 • 5-5

#	Player	Total		3-Ptr		Rebounds		PF	TP	A	TO	Blk	Stl	Min	
		FG-FGA	FG-FGA	FT-FTA	Off Def Tot										
03	BARNES, Takesia	f	6-16	0-3	3-4	0	6	6	4	15	1	3	3	2	31
30	MAY, Jordan	f	1-4	0-0	0-0	1	1	2	1	2	2	0	0	1	23
10	DAVISON, Kambri	g	5-9	3-4	1-2	3	0	3	2	14	2	2	0	0	31
11	PAGE, Tarsheia	g	5-8	1-1	1-2	0	3	3	0	12	0	4	0	4	34
15	DAVIS, Jayla	g	6-10	0-1	1-2	1	0	1	1	13	3	7	0	1	38
00	GATLUCK, Sebit		0-0	0-0	0-0	0	3	3	2	0	0	1	0	0	7
01	FINNIE, Surina		1-1	0-0	0-0	2	1	3	4	2	2	2	0	1	13
02	WEIR, Kierra		1-3	1-2	1-2	0	1	1	0	4	1	2	0	2	11
05	WINSTON, Daijahny		0-0	0-0	0-0	0	0	0	0	0	0	1	0	0	0
23	MAUFAS, Tyler		1-2	1-1	0-0	0	0	0	0	3	0	1	0	0	12
Team						0	7	7				3			
Totals			26-53	6-12	7-12	7	22	29	14	65	11	26	3	11	200

1st FG %:	6-13	46.2%	2nd:	3-10	30.0%	3rd:	10-17	58.8%	4th:	7-13	53.8%	Game:	26-53	49.1%	Deadball
3FG %:	1-2	50.0%		1-1	100.0%		2-4	50.0%		2-5	40.0%		6-12	50.0%	Rebounds
FT %:	1-2	50.0%		3-4	75.0%		2-4	50.0%		1-2	50.0%		7-12	58.3%	4

Southeast Missouri 80 • 4-6

#	Player	FG-FGA	FG-FGA	FT-FTA	Off Def Tot	PF	TP	A	O	Blk	Stl	Min				
04	BALOGUN, Dolapo	f	1-2	0-0	2-2	2	1	3	0	4	0	0	11			
23	TAYLOR, Jocelyn	f	5-6	0-0	2-2	1	3	4	3	12	1	1	0	18		
02	SHEPHARD, Carrie	g	4-7	3-3	0-0	0	1	1	0	11	1	1	0	3	25	
03	MURPHY, Adrianna	g	5-12	1-4	0-0	1	2	3	3	11	2	2	0	6	38	
24	THOMPSON, Tesia	g	6-11	0-0	3-4	2	2	4	2	15	1	5	1	3	25	
01	ALLEN, Kennedi		1-3	0-0	0-0	1	3	4	2	2	3	1	0	0	21	
05	COLYER, Tionne		0-2	0-1	2-4	2	1	3	0	2	0	0	0	0	6	
10	PRUITT, Taelour		4-12	0-3	1-1	1	2	3	0	9	1	1	0	0	16	
13	HARSHBERGER, Jessie		0-3	0-0	0-0	0	1	1	0	0	0	1	0	1	4	
21	MCCURDY, Iyanna		2-2	0-0	2-2	2	0	2	1	6	0	1	0	2	9	
25	BALFOUR, Sarah		0-0	0-0	0-0	0	0	0	0	0	0	1	0	0	0	
32	LUTAYA, Loshmie		2-5	0-0	1-2	0	1	1	0	5	0	0	1	0	2	10
40	SAINE, LaTrese		1-2	0-0	1-2	1	1	2	1	3	0	0	0	0	1	11
55	AKORO, Celeste		0-1	0-0	0-0	0	0	0	0	0	0	0	0	0	0	3
	Team					3	3	6								
	Totals		31-68	4-11	14-19	16	21	37	12	80	9	17	2	18	200	

Jan. 5, 2019 - Cape Girardeau, Mo.

02/02/2010 10:00 PM

#	Player	FG	FGA	3-Ptr	FT	FTA	Rebounds	Off	Def	TP	PF	TP	A	To	Blk	Stl	Min
11	Aundrea Adams	f	2-5	0-0	0-0	3	0	3	2	4	0	1	0	1	0	0	22
21	Maddie Waldrop	f	6-7	2-2	6-6	3	5	8	3	20	0	1	0	1	0	2	32
04	Emma Davis	g	1-5	1-3	0-0	0	1	1	0	3	0	0	1	0	1	0	17
00	Emanye Robertson	g	4-12	0-0	7-7	3	3	6	2	15	6	2	0	1	0	1	39
13	Tamiah Stanford	g	1-3	0-0	1-2	1	3	4	0	3	3	1	1	1	0	1	29
14	Zaire Hicks		1-7	0-3	0-0	1	0	1	0	2	1	1	0	1	0	2	17
20	Chelsey Perry		7-14	1-4	2-3	1	3	4	2	17	0	2	2	2	0	0	22
22	Damiah Griffin		4-7	0-1	5-6	0	2	2	1	13	0	1	0	1	0	2	17
31	Kyannah Grant		1-1	1-1	0-0	0	0	0	1	3	0	0	0	0	0	0	3
33	Demi Burdick		0-1	0-0	0-0	0	0	0	0	0	0	0	0	0	0	0	2
	Team					1	1	2									
	Totals		27-62	5-14	21-24	13	18	31	11	80	10	10	3	7	200		
1st - FG %:		7-17	41.2%	2nd: 5-15		33.3%	3rd: 9-19		47.4%	4th: 6-11		54.5%	Game: 27-62		43.5%	Deadball	
3FG %:		2-4	50.0%	0-1		0.0%	1-5		20.0%	2-4		50.0%	14-35		39.7%	Rebound	
FT %:		10-10	100%	7-8		87.5%	1-1		100%	1-1		100%					

#	Player	Total			3-Ptr			Rebounds							
		FG	FGA	FG%	FT	FTA	FT%	Off	Def	TP	PF	A	To	Blk	Stl
04	BALOGUN, Dolapo	f	1-1	0-0	3-4	0	0	0	2	5	0	0	0	0	15
23	TAYLOR, Jocelyn	f	0-2	0-0	1-2	0	1	1	2	1	0	1	0	0	16
02	SHEPHARD, Carrie	g	9-17	7-13	0-0	0	2	2	0	25	1	0	0	0	33
03	MURPHY, Adrianna	g	8-10	2-2	0-0	1	4	5	2	18	7	7	0	2	37
05	COLVER, Tionne	g	0-1	0-0	3-4	2	5	7	1	3	2	2	2	0	19
01	ALLEN, Kennedi		0-1	0-0	0-0	0	1	1	3	0	2	1	2	0	16
10	PRUITT, Taelour		4-12	1-6	0-0	0	2	2	3	9	4	1	0	0	22
13	HARSHBERGER, Jessie		3-4	1-0	0-0	1	1	2	2	7	0	0	0	0	13
21	MCCURDY, Iyanna		0-0	0-0	0-0	0	0	0	0	0	0	1	0	0	5
25	BALFOUR, Sarah		0-0	0-0	0-0	0	0	0	0	0	0	0	0	0	3
32	LUTAYA, Losmie		0-1	0-0	0-0	0	3	3	0	0	1	0	0	0	10
40	SAINE, LaTresh		2-5	0-0	1-2	3	2	5	4	5	0	1	0	0	7
55	AKORO, Celeste		0-0	0-0	0-2	1	1	2	0	0	0	0	0	0	4
Team							1	2	3				1		
Totals			27-54	11-22	8-14	9	24	33	19	73	17	15	2	6	200
1st - FG: 9-14 64.3%		2nd: 8-16 50.0%		3rd: 8-14 57.1%		4th: 2-10 20.0%		Game: 27-54		11-22 50.0%		Deadba		Rebound	
3FG: 1-3 33.3%		5-9 55.6%		5-7 71.4%		0-3 0.0%		11-22 50.0%		11-22 50.0%		11-22 50.0%		11-22 50.0%	
FT: 2-2 100.0%		1-4 25.0%		2-4 50.0%		3-4 75.0%		8-14 57.1%		8-14 57.1%		8-14 57.1%		8-14 57.1%	

Score by periods	1st	2nd	3rd	4th	Total
UTM	18	13	26	23	80
SEMOW	21	22	23	7	73

Score by periods	1st	2nd	3rd	4th	Total
UTM	18	13	26	23	80
SEMOW	21	22	23	7	73

	In Paint	Off T/O	2nd Chance	Fast Break	Bench
Points					
UTM	34	22	15	0	35
SEMOW	18	13	7	10	21

Score tied - 6 times.
Lead changed - 5 times.

Jan. 10, 2019 - Cape Girardeau, Mo.

#	Player	Total			3-Ptr			Rebouts			PF	TP	A	TO	Blk	Stl	Min
		FG	FGA	FG%	FT	FTA	FT%	Off	Def	Total							
04	GONZALEZ-VARNER, Ar	4	12	0-1	1-3	4	4	9	2	4	0	2	35				
23	KNOWLES, Maggie	1	4	0-1	0-0	1	1	2	1	2	0	0	26				
22	GREGORY, Keisha	3	9	2-4	5-6	3	3	6	2	13	0	1	2	35			
32	FERRY, Brianah	0	7	0-4	0-0	1	1	2	4	0	0	0	0	15			
33	FERRY, Brandi	2	6	1-5	5-6	0	1	1	2	10	0	2	0	34			
02	CRAWFORD, Nieja	1	7	1-5	1-2	1	4	5	4	2	5	0	1	26			
05	LEFLORE, Myah	4	6	1-1	4-6	2	1	3	1	13	0	0	0	1	18		
15	KIDWELL, Kasey	1	4	0-0	1-2	0	2	2	0	3	0	1	0	0	6		
30	GREGORY, Gabby	0	1	0-1	0-0	0	0	0	1	0	0	2	0	0	5		
	Team						2	2	4								
Totals		16	53	5-22	17-25	14	19	33	18	54	5	12	1	10	220		
1st - FG %	3-11 27.3%	2nd: 5-12 41.7%	3rd: 4-12 33.3%	4th: 4-19 21.1%	Game: 16-53 30.2%	Deadball											
FT %	1-5 20.0%	2-4 50.0%	1-8 12.5%	1-8 12.5%	5-22 22.7%	Rebounds											
FT %	6-8 75.0%	4-5 80.0%	3-3 100.0%	4-8 44.4%	17-25 68.0%												

#	Player	Total			3-Ptr			Rebounds			PF			A TO Blk Stl			Min
		FG	FGA	FG%	FT	FTA	FT%	Off	Def	Tot	PF	TP	A	TO	Blk	Stl	
04	BALOGUN, Dolapo	f	1-3	0-0	0-0	1	2	3	1	2	2	0	0	0	0	0	13
23	TAYLOR, Jocelyn	f	3-3	0-0	3-4	0	2	2	3	9	0	0	0	0	0	0	18
02	SHEPARD, Carrie	g	3-8	1-4	1-2	0	1	1	1	8	2	4	0	1	1	25	
03	MURPHY, Adrianna	g	1-3	0-1	0-0	0	5	5	2	2	5	2	1	2	36		
24	THOMPSON, Tesia	g	7-15	0-0	3-4	4	6	10	2	17	1	3	0	0	31		
01	ALLEN, Kennedi		2-4	0-0	0-0	3	1	4	1	4	0	1	0	1	16		
05	COLYER, Tionne		0-0	0-0	0-0	0	1	1	0	0	0	0	0	0	6		
10	PRUITT, Taelour		1-3	0-2	4-4	0	2	2	2	6	1	3	0	0	16		
13	HARSHBERGER, Jessie		1-2	0-0	0-0	0	0	0	0	2	0	0	0	2	5		
21	MCCURDY, Iyanna		0-4	0-0	0-0	1	0	1	0	0	0	1	0	0	5		
32	LUTAYA, Losmie		1-2	0-0	0-0	2	2	3	2	1	2	2	0	12			
40	SAINE, LaTrese		3-5	0-0	6-7	4	4	8	4	12	0	2	2	1	17		
	Team					0	0	0									
Totals			23-52	1-7	17-21	13	26	39	21	64	12	18	5	7	200		
1st - FG%: 5-16 31.3%		2nd: 5-12	41.7%	3rd: 8-13	61.5%	4th: 5-11	45.5%	Game: 23-52		44.2%	Deadball		Rebounds				
3FG%: 0-0 0.0%		1-3	33.3%	0-3	0.0%	0-1	0.0%	1-1		14.3%							
FT%: 2-4 100.0%		2-4	100.0%	1-1	100.0%	10-14	85.7%	17-21		81.0%							

Score by periods	1st	2nd	3rd	4th	Total
APSU	13	15	13	13	54
Southeast Missouri	12	13	17	22	64

	In	Off	2nd	Fast	
Points	Paint	T/O	Chance	Break	Bench
APSW	16	20	8	8	20
SEWOW	24	19	12	12	26

Lead changed = 8 times.

Jan. 12, 2019 - Cape Girardeau, Mo.

#	Player		Total	3-Ptr		Rebounds												
			FG-FGA	FG-FGA	FT-FTA	Off	Def	Total	PF	TP	A	To	Bk	Stl	Min			
14	ADEBAYO, Evelyn	f	6-15	3-5	0-0	1	9	10	2	15	2	5	2	0	40			
31	CRANE, Brianna	f	0-5	0-1	4-6	5	4	9	2	4	0	0	0	0	30			
04	MAYES, Lex	g	3-6	2-3	0-0	2	5	7	1	8	1	1	0	0	38			
05	TURLEY, Macey	g	9-14	3-3	11-12	1	0	1	4	32	3	5	0	3	39			
32	BURPO, Alexis	g	1-4	0-1	3-6	2	3	5	3	5	3	3	1	0	35			
00	GRIFFITH-WALLACE, J.		0-1	0-1	0-0	0	0	0	0	0	0	0	0	0	3			
01	BLACKBURN, Raegan		0-0	0-0	0-0	0	0	0	0	0	0	0	0	0	1			
20	MACK, Cekeya		0-0	0-0	0-0	0	1	1	1	0	0	1	0	0	10			
33	MANLEY, Michaela		0-0	0-0	0-0	0	0	0	0	0	0	1	0	1	4			
	Team					2	2	4										
	Totals		19-46	8-14	18-24	13	24	37	13	64	9	16	3	4	200			
1st - 3rd	FG: 8-14	57.1%	2nd: 3-12	25.0%	3rd: 4-10	40.0%	4th: 1-10	10.0%	Game: 19-46	41.3%					Deadball			
	FT: 3-4	75.0%	2nd: 3-5	60.0%	3rd: 2-3	66.7%	4th: 2-2	100.0%	Game: 18-24	75.1%					Rebounds			
	FT %:	0.0%	4-6	66.7%	6-8	75.0%	8-10	80.0%										

#	Player	Total			FG-Ptr			Rebounds			PF	TP	A	To	Bk	Stl	Min
		FG	FGA	FG-FGA	FT	FTA	FT-FTA	Off	Def	Tot							
04	BALOGUN, Dolapo	f	1-1	0-0	0	1	2	3	0	2	1	1	0	0	0	9	
23	TAYLOR, Jocelyn	f	2-6	0-0	2-4	2	2	4	3	6	0	1	2	0	14		
02	SHEPHARD, Carrie	g	2-10	2-9	0	1	2	1	6	3	1	0	1	0	23		
03	MURPHY, Adrianna	g	3-7	0-1	0-0	1	0	1	4	6	2	0	0	2	32		
24	THOMPSON, Tesia	g	4-11	0-0	5-6	3	1	4	3	13	4	4	0	1	30		
01	ALLEN, Kennedi	a	1-4	0-0	1-1	0	2	2	3	3	0	0	0	0	26		
05	COLYER, Tionne	a	1-1	0-0	0-0	0	0	0	0	2	0	0	0	0	5		
10	PRUITT, Taelour	a	2-6	0-2	0-0	0	2	2	2	4	3	1	0	1	20		
13	HARSHBERGER, Jessie	a	1-1	0-0	0-0	0	1	1	1	2	0	0	0	0	3		
21	MCCURDY, Iyanna	a	3-5	0-0	2-2	1	0	1	1	8	0	0	0	0	10		
32	LUTAYA, Losmie	a	1-3	0-0	0-0	0	1	1	3	2	0	0	1	0	9		
40	SAINE, LaTrese	a	2-5	0-0	1-4	4	3	7	1	5	0	0	4	0	19		
	Team					3	2	5									
	Totals		23-60	2-12	11-17	16	17	33	22	59	13	8	7	5	200		

Score by periods	1st	2nd	3rd	4th	Total
Murray State	17	13	16	18	64
Southeast Missouri	16	9	20	14	59

Score by periods	1st	2nd	3rd	4th	Total
Murray State	17	13	16	18	64
Southeast Missouri	16	9	20	14	59

Points	In Paint	Off T/O	2nd Chance	Fast Break	Bench
MURW	10	6	8	0	0
SEMOW	24	15	14	4	26

Score tied - 3 times.
Lead changed - 13 times.

Jan. 17, 2019 - Morehead, Ky.

#	Player		Total		3-Ptr		Rebounds		PF	TP	A	To	Bk	St	Min
			FG-GA	FG-FGA	FT-FTA	Off	Def	Tot							
04	BALOGUN, Dolapo	f	1-2	0-0	0-1	1	4	5	2	2	0	1	1	2	10
23	TAYLOR, Jocelyn	f	3-8	2-4	2-2	1	0	1	1	10	1	0	0	0	20
02	SHEPHARD, Carrie	g	1-8	0-6	0-0	0	1	1	2	2	1	0	0	1	16
03	MURPHY, Adrianna	g	2-8	1-5	0-0	3	2	5	2	5	3	4	0	2	32
24	THOMPSON, Tesia	g	5-12	0-1	6-7	1	1	2	3	16	1	1	0	1	18
01	ALLEN, Kennedi	f	1-3	0-0	0-4	2	4	6	1	2	0	2	5	0	21
05	COLYER, Tionne	f	1-4	0-0	0-0	1	0	1	3	2	1	1	0	0	14
10	PRUITT, Taelour	f	0-7	0-4	0-0	1	0	1	3	0	1	2	0	1	18
13	HARBERGER, Jessie	f	0-1	0-0	0-0	1	1	2	2	0	0	0	0	0	6
25	ACCURDY, Jyanna	f	5-8	0-0	0-0	1	2	3	0	1	0	0	0	0	15
15	BALFOUR, Sarah	f	0-2	0-1	3-4	0	2	2	0	3	0	0	0	0	6
32	LUTAYA, Losmie	f	0-4	0-0	0-0	2	4	6	2	0	1	0	1	0	13
40	SAINE, LaTrese	f	0-2	0-0	0-0	1	0	1	1	0	0	1	0	0	1
55	AKORO, Celeste	f	1-2	0-0	0-0	2	1	3	1	2	0	0	0	0	10
	Team					3	3	6							

1st: FG %: 0-18		27.8%	2nd: 5-18		27.8%	3rd: 7-22		31.8%	4th: 3-13		23.1%	Game: 20-71		28.2%	Deadball		
3FG %: 0-3		0.0%	2-5		40.0%	1-8		12.5%	0-5		0.0%	3-21		14.3%	Rebounds		
FT %: 1-1		100.0%	4-7		57.1%	2-2		100.0%	4-8		50.0%	11-18		61.1%	3		
Morehead State 82 • 12-6 (3-2)																	
		Total			3-Ptr			Rebounds									
##	Player	FG-FGA	FG-FG%	FT-FTA	Off	Def	Tot	PF	TP	A	To	Blk	Stl	Min			
12	CALVERT, McKenzie	f	5-10	1-3	0-2	1	6	7	2	11	4	3	1	1	29		
22	MCOWAN, Tierra	c	3-7	0-0	3-3	5	4	9	5	9	0	1	1	0	21		
40	SEWARD, Darianne	g	0-6	0-3	3-6	1	1	2	0	3	3	2	0	2	25		
11	CROCKETT, Miranda	g	8-13	0-0	1-3	2	6	8	2	17	1	2	2	1	33		
13	SIMMONS-COZAR, C.	g	2-4	0-1	4-8	1	3	4	2	24	4	2	2	1	25		
10	JEUNE, Aliyah	g	9-17	6-10	0-0	1	3	4	1	8	3	2	2	3	30		
03	JACKSON, Breuna	g	0-1	0-1	0-0	1	3	2	0	1	0	1	0	1	10		
02	JOHNSON, Ellie Jo	g	0-0	0-0	0-0	1	0	1	0	0	1	0	0	0	11		
10	AVERY, Jaleesa	g	2-3	0-0	0-0	0	1	1	2	4	1	0	2	0	2		
14	MOORE, Ashley	g	1-1	0-0	0-0	0	0	0	0	2	0	0	0	1	2		
23	HUMPHRIES, Orlanda	g	1-2	0-0	2-2	2	2	4	2	4	0	0	1	0	10		

Officials: Brad Maxey, Cara Seggie, Alex Sheffield
Technical fouls: Southeast Missouri-None. Morehead State-None.
Attendance: 1018

Officials: Brad Maxey, Cara Seggie, Alex Sheffield
Technical fouls: Southeast Missouri-None. Morehead State-None.
Attendance: 1018

1st	Off	2nd	Fast
Paint	T/O	Chance	Break
24	9	10	12
38	13	18	6

Score tied - 0 times.
Lead changed - 0 times.

Jan. 19, 2019 - Richmond, Ky.

Jan. 24, 2019 - Cape Girardeau, Mo.

#	Player		Total FG-FGA	3-Ptr FG-FTA	FT-FTA	Rebounds Off Def Tot	PF	TP	A TO Blk Stl	Min	
23	TAYLOR, Jocelyn	f	5-8	1-1	0-0	3 1 4	2	11	2 4 1 1	31	
32	LUTAYA, Losmie	f	1-4	0-0	0-0	1 0 1	3	2	0 0 0 0	15	
02	SHEPHARD, Carrie	f	2-7	2-7	0-0	0 2 2	3	6	3 1 0 0	26	
03	MURPHY, Adrianna	g	2-7	2-4	0-0	1 1 2	3	6	4 1 0 1	21	
24	THOMPSON, Tesia	g	6-12	0-2	5-8	0 11 11	0	17	4 3 0 4	35	
01	ALLEN, Kennedi	f	3-4	0-0	0-0	1 3 4	2	6	0 3 2 0	26	
05	COLYER, Tionne	f	0-1	0-1	0-2	1 1 2	1	0	0 1 0 0	10	
10	PRUITT, Taelour	f	0-2	0-1	0-0	2 2 3	0	0	0 0 0 1	13	
13	HARSHBERGER, Jessie	f	0-3	0-1	0-0	0 4 4	0	0	0 1 0 1	8	
21	MCCURDY, Iyanna	f	2-5	0-0	0-0	2 1 3	2	4	0 0 0 1	15	
	Team					1 1 2			1		
	Totals		21-53	5-17	5-10	10 27 37	19	52	13 16 3 9	200	
1st:	Game: 6-11	44.5%	2nd: 7-12	58.3%	3rd: 4-15	26.7%	4th: 4-15	26.7%	Game: 21-53	39.6%	Deadball Rebounds 3
	FT: 0-0	0.0%	0-0	0.0%	1-5	20.0%	5-8	62.5%	5-10	50.0%	

#	Player		Total FG-FGA	3-Ptr FG-FGA	FT-FTA	Rebounds Off	Def Tot	PF	TP	A TO	Blk	Stl	Min			
15	BASS, Bria	f	1-11	0-5	0-0	1	5	6	2	2	1	2	0	28		
30	KAIFES, Catie	f	2-10	0-7	4-4	2	6	8	5	10	2	4	1	0	31	
02	GOODLETT, Teri	g	3-5	1-2	1-1	0	1	1	3	8	1	3	0	2	30	
03	CECIL, Mashlaya	f	1-6	1-4	0-0	1	1	2	1	3	1	3	0	1	22	
14	SOLOMON, Shay	g	5-13	1-1	1-2	4	7	11	1	12	2	4	0	2	39	
01	CLARK, Valerie	f	0-0	0-0	0-0	0	0	0	0	0	0	0	0	0	1	
21	PIERCE, Madson	f	1-3	0-0	3-5	3	2	5	4	5	1	2	0	2	26	
31	MCCOY, Hailey	f	0-3	0-1	2-2	0	1	1	2	2	1	0	0	0	23	
	Team					1	0	1			2				0	
	Totals		13-51	5-20	11-14	12	23	35	18	42	9	20	1	7	200	
1st:	FG %:	3-13	23.1%	2nd:	4-10	40.0%	3rd:	2-9	22.2%	4th:	4-19	21.1%	Game:	13-51	25.5%	Deadball Rebounds
	FT %:	2-8	25.0%		2-3	66.7%		1-4	25.0%		0-5	0.0%		5-20	25.0%	
	3PT %:	5-6	83.3%		2-2	100.0%		4-6	66.7%		0-0	0.0%		11-14	78.6%	2.1

Score by periods	1st	2nd	3rd	4th	Total
Southeast Missouri	15	15	9	13	52
Eastern Kentucky	13	12	9	8	42

	In	Off	2nd	Fast	
Points	Paint	T/O	Chance	Break	Bench
SEMOW	28	14	6	0	10
EKU	14	13	7	4	7

Last FG - SEMOW 4th-01:13, EKU 4th-02:13.
Largest lead - SEMOW by 10 4th-00:18, EKU by 2 2nd-03:49.
SEMOW led for 34:49. EKU led for 01:47. Game was tied for 02:35.

#	Player		Total			3-Ptr			Rebounds								
			FG	FGA	FG%	FG	FGA	FG%	Off	Def	Total	PF	TP	A	TO	Bk	Stl
25	Zaria Whitlock	f	0-1	0-0	0-0	1	1	2	1	0	0	0	0	0	1	8	
34	Sydney Bauman	c	4-13	0-0	0-0	4	5	9	2	8	0	0	1	0	1	0	29
01	Christen King	g	1-5	0-0	1-2	1	1	2	4	3	2	3	0	2	0	21	
05	Jay'Nee Alston	d	2-6	2-5	4-4	0	3	3	0	10	2	1	0	1	1	31	
23	Allie Troeckler	g	2-6	0-0	1-2	4	3	7	3	5	2	5	0	2	29		
02	Nakiah Bell	f	1-5	1-4	0-0	1	1	2	2	3	3	2	0	2	2	28	
11	Mikia Keith	f	0-0	0-0	1-2	0	0	0	2	1	0	2	0	0	0	7	
14	Micha Jones	f	6-11	0-0	4-9	5	1	6	2	16	0	2	0	2	3	16	
21	Alek Akuen	f	3-4	0-0	1-2	1	1	2	1	7	0	0	0	0	0	15	
35	Mikala Hall	f	1-2	1-1	0-0	0	1	1	0	3	0	2	0	0	0	5	
44	Riana Everidge	f	1-4	0-0	0-0	1	1	1	0	2	0	3	0	1	1	11	
Team									4	1	5						
Totals			21-57	4-10	12-21	21	19	40	17	58	9	20	1	12	200		
1st - FG %: 4-14 28.6%			2nd: 6-14 42.9%			3rd: 3-15 20.0%			4th: 8-14 57.1%			Game: 9-20 45.0%			Deadball 12-21 57.1%		
3Pt %: 1-5 20.0%			2nd: 3-7 42.9%			3rd: 0-2 0.0%			4th: 1-4 25.0%			Game: 1-10 10.0%			Deadball 0-0 0.0%		
FT %: 0-0 0.0%			2nd: 2-4 50.0%			3rd: 1-5 20.0%			4th: 5-6 83.3%			Game: 12-17 70.6%			Deadball 12-17 70.6%		

#	Player	Total			3-Ptr			Rebounds			PF			A TO Blk			St	Min
		FG	FGA	%	FG	FGA	%	Off	Def	Total	PF	TP	%	A	TO	Blk		
23	TAYLOR, Jocelyn	f	2-3	1-1	3-4	1	1	2	5	8	0	2	1	0	2	1	0	13
32	LUTAYA, Lornie	f	5-8	0-0	0-1	3	3	6	4	10	0	2	0	2	2	0	21	
02	SHEPHARD, Carrie	g	3-11	3-10	1-2	0	3	3	1	10	3	4	0	1	3	1	31	
03	MURPHY, Adrianna	g	2-6	1-2	2-2	0	2	2	1	7	2	0	0	0	3	3	34	
24	THOMPSON, Tesia	g	5-13	1-2	11-12	4	6	10	3	22	1	5	0	1	3	3	33	
01	ALLEN, Kennedy	f	0-1	0-0	0-0	2	1	3	4	0	2	1	0	0	0	0	17	
04	BALOGUN, Dolapo	f	0-0	0-0	0-0	0	1	1	0	0	1	1	0	0	0	0	8	
03	COLYER, Tionne	f	0-0	0-0	0-0	0	1	1	0	0	2	2	0	0	0	0	12	
10	PRUITT, Taelour	f	0-1	0-1	0-0	0	2	2	0	0	2	2	0	0	0	0	11	
13	HARSHBERGER, Jessie	f	0-0	0-0	0-0	0	0	0	0	0	0	0	0	0	0	0	1	
55	AKORO, Celeste	f	3-4	0-0	0-0	0	1	1	1	6	0	0	1	0	1	0	19	
Team								1	0	1								
Totals			20-47		6-16	17-21		11	21	32	20	63	13	19	2	7	200	

Score by periods	1st	2nd	3rd	4th	Total
-------------------------	------------	------------	------------	------------	--------------

In Off 2nd Fast

SIUE	9	17	11	21	58
Southeast Missouri	20	13	11	19	63

Last FG - SIUE 4th-00:15, SEMOW 4th-01:10.
 Largest lead - SIUE by 4 1st-08:03, SEMOW by 16 2nd-07:24.
 SIUE led for 02:34. SEMOW led for 34:38. Game was tied for 02:48.

Jan. 26, 2019 - Cape Girardeau, Mo.

Jan. 31, 2019 - Nashville, Tenn.

[illegible]

#	Player		Total	3-Ptr	Rebounds										
			FG-GA	FG-GA	FT-FTA	Off	Def	Tot	PF	TP	A	To	Blk	Stl	Min.
23	TAYLOR, Jocelyn	f	6-9	0-1	3-6	1	2	3	3	15	1	1	1	0	28
32	LUTAYA, Loshmie	f	0-3	0-0	0-0	3	7	10	1	0	0	1	1	0	20
02	SHEPHARD, Carrie	g	4-10	3-9	0-0	0	0	0	2	11	0	2	1	0	31
23	MURPHY, Adrianna	g	5-9	0-1	0-0	5	1	6	2	10	3	6	0	0	37
04	THOMPSON, Tesia	g	9-15	0-3	8-10	2	6	8	3	26	5	4	1	0	33
01	ALLEN, Kennedy		1-1	0-0	1-2	1	4	5	4	3	0	2	0	1	14
04	BALOGUN, Dolapo		1-1	0-0	2-2	0	0	0	4	4	1	0	0	0	9
05	COLYER, Tionne		1-2	0-0	1-1	0	3	3	1	3	1	0	0	1	12
10	PRUITT, Taelor		0-1	0-0	0-0	0	0	0	2	0	0	2	0	1	7
55	AKORO, Celeste		0-0	0-0	0-0	0	1	1	1	0	0	0	1	0	9
	Team					2	1	3							
	Totals		27-51	3-14	15-21	14	25	39	23	72	11	18	4	7	200
1st - FG %: 4-12 33.3%			2nd: 8-14 57.1%	3rd: 7-13 53.8%	4th: 8-12 66.7%	Game: 27-51 52.9%			3-14 21.4%			Deadball Rebounds			
3FG %: 0-3 0.0%			3-5 60.0%	0-3 0.0%	0-3 0.0%	15-21 71.4%			5-9 55.6%						
FT %: 2-2 100.0%			2-2 100.0%	2-3 66.7%	2-3 66.7%										

Score by periods	1st	2nd	3rd	4th	Total
EIU	9	17	18	13	57
SEMOW	10	24	15	23	72

Score by periods	1st	2nd	3rd	4th	Total
EIU	9	17	18	13	57
SEMOW	10	24	15	23	72

Points	In Paint	Off T/O	2nd Chance	Fast Break	Bench
EIU	10	19	10	2	11
SFMOW	34	12	15	6	10

Points	In Paint	Off T/O	2nd Chance	Fast Break	Bench
EIU	10	19	10	2	11
SFMOW	34	12	15	6	10

#	Player		Total		3-Ptr		Rebounds									
			FG	FGA	FT	FTA	Off	Def	Total	PF	TP	A	TO	Bk	Stl	Min
23	TAYLOR, Jocelyn	f	1-5	0-1	2-4		1	2	3	2	4	0	0	0	0	20
22	LUTAYA, Loshmie	f	0-0	0-0	0-0		0	0	0	1	0	0	0	0	0	4
02	SHEPARD, Carrie	g	2-12	1-8	0-0		1	3	4	2	5	2	0	0	0	31
03	MURPHY, Adrianna	g	2-2	0-0	0		2	2	1	4		3	2	0	1	24
24	THOMPSON, Tesia	g	7-21	0-2	7-9		4	6	10	3	21	0	0	0	0	33
01	ALLEN, Kennedy		2-5	0-0	0-0		2	2	4	1	4	0	3	4	2	23
04	BALOGUN, Dolapo		2-4	0-0	1-3		1	2	3	3	5	0	1	0	0	13
05	COLYER, Tionne		2-4	0-1	0-0		2	2	1	4		1	1	0	1	12
10	PRUITT, Taelour		2-4	1-2	0-0		1	1	2	1	5	1	1	0	0	16
13	HARSBERGER, Jessie		2-3	1-2	0-0		0	1	1	1	5	2	0	1	0	15
25	BALFOUR, Sarah		0-3	0-0	0-0		0	0	0	0	0	0	0	0	0	3
55	AKORO, Celeste		0-1	0-0	0-0		0	0	0	2	0	0	0	0	0	6
Team							2		1		3					
Totals			22-64	3-19	10-16		14	20	34	18	57	9	8	5	4	200

#	Player	Total			3-Ptr			Rebounds			PF	TP	A	TO	Bk	Stl	Min
		FG-FGA	FG-FG%	FT-FTA	FT-FT%	Off	Def	Total									
30	HARMMEYER, ELLIE	f	4-8	3-6	5-7	2	12	14	2	16	1	2	0	0	0	29	
35	WRIGHT, MADDIE	f	7-10	2-3	4-4	4	3	7	4	20	2	0	0	0	28		
24	ROY, JENNY	g	1-6	1-4	1-2	1	5	6	3	4	6	1	0	1	32		
31	MUENSTERMAN, MAURA	g	5-7	5-6	1-1	0	0	0	16	2	0	0	0	22			
34	MAGGARD, DARBY	g	6-14	2-7	3-4	0	1	1	0	17	6	0	0	0	29		
13	KINNEY, JAMILYN	f	4-7	2-4	0-0	0	1	1	1	10	0	1	0	0	20		
20	CHINN, CONLEY	f	2-4	0-2	0-0	1	1	2	3	4	1	1	0	1	17		
22	COOK, MADDIE	f	2-3	0-0	0-0	1	4	5	3	4	0	1	0	0	19		
34	HARMMEYER, HANNAH	f	0-1	0-1	0-0	0	1	1	0	0	0	2	0	0	4		
Team						2	2	4									
Totals			31-60	15-33	14-18	11	30	41	16	91	18	8	0	2	200		
1st - FG %:		9-16	56.3%	2nd: 4-14	35.7%	3rd: 8-16	50.0%	4th: 9-14	64.3%	Game: 31-60		51.7%	Deadball				
FT %:		5-10	50.0%	3-9	33.3%	4-8	50.0%	3-6	50.0%	15-33		45.5%	Rebounds				
3P %:		2-2	100.0%	4-6	66.7%	5-5	100.0%	4-5	80.0%	13-18		77.8%					

Score by periods	1st	2nd	3rd	4th	Total
Southeast Missouri	13	10	14	20	57
BELMONT	25	17	24	25	91

Score by periods	1st	2nd	3rd	4th	Total
Southeast Missouri	13	10	14	20	57
BELMONT	25	17	24	25	91

	In Paint	Off T/O	2nd Chance	Fast Break	Bench
Points SEMOW	30	4	14	4	23

	In Paint	Off T/O	2nd Chance	Fast Break	Bench
Points SEMOW	30	4	14	4	23

Score tied - 0 times.
Lead changed - 0 times.



Game 21 - Tennessee State 62, Southeast Missouri 59

Feb. 2, 2019 - Nashville, Tenn.

Southeast Missouri 59 • (10-11, 5-5 OVC)

#	Player	Total	3-Ptr		Rebounds		PF	TP	A	TO	Bk	Stl	Min		
		FG-FGA	FG-FGA	FT-FTA	Off	Def								Total	
01	ALLEN, Kennedy	f	3-4	0-0	0-0	1	3	4	5	6	0	2	1	0	19
55	AKORO, Celeste	c	0-2	0-0	0-2	2	4	6	2	0	0	2	2	0	22
02	SHEPARD, Carrie	g	6-14	6-14	2-2	0	0	0	3	20	0	3	0	1	30
03	MURPHY, Adrianna	g	1-4	1-3	0-0	0	3	3	2	3	4	3	0	0	29
24	THOMPSON, Tesia	g	5-11	0-0	4-6	3	8	11	4	14	2	8	0	2	31
04	BALOGUN, Dolapo		0-0	0-0	0-0	0	0	0	0	0	1	0	0	0	4
05	COLYER, Tionne		0-0	0-0	0-0	0	2	2	1	0	0	1	0	0	10
10	PRUITT, Taelour		1-2	1-1	2-4	0	2	2	3	5	2	2	0	0	20
13	HARSHBERGER, Jessie		1-1	0-0	0-0	0	0	0	0	2	0	0	0	0	2
23	TAYLOR, Jocelyn		2-6	0-0	3-4	3	2	5	2	7	0	0	4	0	26
32	LUTAYA, Losmie		0-3	0-0	2-2	0	3	3	1	2	0	1	0	0	7
	Team					2	1	3							
Totals			19-47	8-18	13-20	11	28	39	23	59	9	22	7	3	200

1st - FG %: 5-14 35.7% 2nd: 3-7 42.9% 3rd: 5-11 45.5% 4th: 6-15 40.0% Game: 19-47 40.4% Deadball
3FG %: 1-5 20.0% 2-3 66.7% 2-2 100.0% 3-8 37.5% 8-18 44.4% 4-23 17.4%
FT %: 0-0 0.0% 5-10 50.0% 4-6 66.7% 4-4 100.0% 13-20 65.0% 8-9 88.9% 4-5 80.0% 21-23 91.3%

TSU Lady Tigers 62 • (3-19, 3-7 OVC)

03-2024, Figure 02-01 (p. 17)

#	Player		Total		3-Ptr		Rebounds			PF	TP	A	TO	Bk	Stl	Min
			FG-FGA	FT-FTA	FG-FGA	FT-FTA	Off	Def	Tot							
03	WRIGHTSELL, Jaden	f	2-6	0-0	1-2	1	3	4	4	5	1	0	0	1	25	
22	WOOTEN, Tia		7-13	0-0	0-2	1	5	6	3	14	2	3	1	4	33	
00	ROBERTS, Taylor	g	0-4	0-1	0-0	0	0	0	1	0	1	1	0	0	21	
02	WRISTER, Andrea	g	3-5	1-3	0-0	0	0	0	0	7	0	0	0	0	8	
10	ELLIOTT, Lauren	g	1-3	0-1	2-4	0	1	1	3	4	2	1	0	0	30	
01	YOUNG, Jazmine		5-7	0-0	3-3	1	2	3	2	13	0	4	0	0	25	
04	BANNER, Terrysha		0-5	0-2	1-2	1	0	1	0	1	3	0	0	0	18	
14	PRIMAS, Ashley		1-4	0-0	0-1	0	1	1	2	2	0	1	0	0	12	
20	OUTLOW, Cebria		5-9	0-1	6-6	5	5	10	3	16	1	1	0	2	28	
31	BURNETT, Annalese		0-0	0-0	0-0	0	0	0	0	0	0	0	0	0	0+	
Team						1	4	5			2					
Totals			24-56	1-8	13-20	10	21	31	18	62	10	13	1	7	200	

1st - FG %: 10-26 38.5% 2nd: 3-13 23.1% 3rd: 6-16 37.5% 4th: 5-11 45.5% Game: 24-56 42.9% Deadball
3FG %: 0-2 0.0% 1-3 33.3% 0-3 0.0% 0-0 0.0% 1-8 12.5% 0-0 0.0%
FT %: 0-2 0.0% 0-2 0.0% 0-3 66.7% 9-11 81.8% 13-20 65.0% 8-9 88.9% 11-14 78.6% 20-28 71.4%

Officials: Tim Buckner, Simone Redd, Ed Novak
Technical fouls: Southeast Missouri-None. TSU Lady Tigers-None.
Attendance: 893

Score by periods	1st	2nd	3rd	4th	Total
Southeast Missouri	11	13	16	19	59
TSU Lady Tigers	22	7	14	19	62

Last FG - SEMOW 4th-00:00, TSU 4th-00:22.
Largest lead - SEMOW by 3 1st-09:12, TSU by 11 1st-00:49.
SEMOW led for 03:48. TSU led for 35:24. Game was tied for 00:48.

Score tied - 0 times.
Lead changed - 3 times.

Game 22 - Southeast Missouri 62, Tennessee Tech 53

Feb. 7, 2018 - Cape Girardeau, Mo.

TTU 53 • 16-6, 8-3 OVC

#	Player		Total		3-Ptr		Rebounds				PF	TP	A	TO	Bk	Stl	Min
			FG-FGA	FT-FTA	FG-FGA	FT-FTA	Off	Def	Tot								
15	WILKINSON, Anacia	f	1-7	0-0	3-4	1	3	4	4	5	2	4	3	0	0	23	
44	CANTRELL, Lacy	f	0-2	0-0	0-0	0	1	1	1	0	0	0	0	0	0	9	
02	BROCK, Jordan	g	3-15	2-12	1-1	0	1	1	4	9	2	4	0	0	0	36	
11	ALEXANDER, Kentoria	g	2-4	0-0	5-5	0	2	2	4	9	2	5	0	0	0	32	
14	BUCKNER, Abby	g	2-6	2-5	0-0	1	6	7	3	6	1	1	0	1	33		
03	CLARK, Megan		0-2	0-2	2-2	1	0	1	0	2	0	0	0	0	0	6	
20	BRADY, Kesha		2-5	0-3	4-5	1	5	6	5	8	0	3	0	2	31		
33	COLEMAN, Mackenzie		4-11	0-1	6-6	1	2	3	3	14	0	3	0	1	30		
Team							6	3	9								
Totals				14-52	4-23	21-23	15	19	34	24	53	7	21	3	4	200	
1st: FG %: 5-13 38.5% 2nd: 2-11 18.2% 3rd: 2-16 16.7% 4th: 5-16 31.3% Game: 14-52 26.9% Deadball																	
3FG %: 1-4 25.0% 0-3 0.0% 1-6 16.7% 2-10 20.0% 4-23 17.4% Rebounds																	
FT %: 100.0% 4-4 100.0% 8-8 100.0% 11-12 91.7% 21-23 91.3%																	

1st - FG %: 5-13 38.5% 2nd: 2-11 18.2% 3rd: 2-12 16.7% 4th: 5-16 31.3% Game: 14-52 26.9% Deadball
3FG %: 1-4 25.0% 0-3 0.0% 1-6 16.7% 2-10 20.0% 4-23 17.4%
FT %: 5-5 100.0% 4-4 100.0% 8-9 88.9% 4-5 80.0% 21-23 91.3%

Southeast Missouri 62 • 11-11, 6-5 OVC

#	Player		Total		3-Ptr		Rebounds		PF	TP	A	TO	Bk	Stl	Min
			FG-FGA	FT-FTA	FG-FGA	FT-FTA	Off	Def							
01	ALLEN, Kennedy	f	0-0	0-0	0-0	1	0	1	0	0	3	0	0	0	13
02	SHEPARD, Carrie	g	4-8	3-6	0-0	0	1	3	11	2	1	1	2	35	35
05	COLYER, Tionne	g	0-2	0-0	0-0	0	9	9	3	0	0	3	1	0	28
24	THOMPSON, Tesia	g	3-6	0-0	4-4	1	0	1	4	10	1	2	0	2	11
55	AKORO, Celeste	*	2-5	0-0	2-4	0	3	3	3	6	0	2	2	0	22
03	MURPHY, Adrianna		1-4	0-0	0-0	2	2	4	0	2	3	1	0	0	17
04	BALOGUN, Dolapo		0-2	0-0	3-4	0	2	2	1	3	1	2	1	1	14
10	PRUITT, Taelour		1-3	0-0	7-10	1	1	2	3	9	1	4	0	3	24
13	HARSHBERGER, Jessie		1-2	1-2	1-2	0	1	1	2	4	0	0	2	1	13
23	TAYLOR, Jocelyn		6-8	0-0	1-2	0	4	4	3	13	1	1	0	1	12
25	BALFOUR, Sarah		0-0	0-0	0-0	0	0	0	0	0	0	0	0	0	1
32	LUTAYA, Losmie		1-1	0-0	2-2	1	0	1	5	4	0	2	0	0	10
Team						1	1	2							
Totals			19-41	4-8	20-28	7	24	31	28	62	9	22	6	10	200

1st - FG %: 6-13 46.2% 2nd: 3-7 42.9% 3rd: 4-11 36.4% 4th: 6-10 60.0% Game: 19-41 46.3% Deadball
3FG %: 2-3 66.7% 2-4 50.0% 0-1 0.0% 0-0 0.0% 4-8 50.0%
FT %: 0-0 0.0% 3-6 50.0% 6-8 75.0% 11-14 78.6% 20-28 71.4%

Officials: Ty Bills, Kayla Maxey, Jonathan Patterson
Technical fouls: TTU-None. Southeast Missouri-None.
Attendance: 585

Score by periods	1st	2nd	3rd	4th	Total
TTU	16	8	13	16	53
Southeast Missouri	14	11	14	23	62

Last FG - TTU 4th-00:01, SEMOW 4th-02:35.
Largest lead - TTU by 3 1st-08:50, SEMOW by 14 4th-00:39.
TTU led for 13:47. SEMOW led for 23:12. Game was tied for 03:01.

Points	In	Off	2nd	Fast	Bench
TTU	12	9	0	0	24
SEMOW	24	18	7	8	35

Score tied - 8 times.
Lead changed - 13 times.

Game 23 - Southeast Missouri 39, Jacksonville State 56

Feb. 9, 2019 - Cape Girardeau, Mo.

Jacksonville State 56 • 11-12, 5-7 OVC

#	Player		Total		3-Ptr		Rebounds		PF	TP	A	TO	Bk	Stl	Min	
			FG-FGA	FT-FTA	FG-FGA	FT-FTA	Off	Def								Tot
03	ELLIOTT, Destiny	f	3-11	1-6	2-2	0	1	1	3	9	1	2	0	0	26	
15	LONG, Chloe	f	2-2	0-0	2-4	3	1	4	1	6	0	3	0	0	20	
34	PEARSON, Rayven	f	3-9	0-0	4-8	9	6	15	2	10	0	6	1	2	23	
00	HAWKS, Taylor	g	2-6	1-4	5-6	1	3	4	1	10	1	2	0	2	30	
22	WALKER, Jayla	g	1-5	1-4	0-0	0	3	3	0	3	0	0	1	0	19	
02	WILLIS, JuToreyia	g	3-5	0-1	0-0	3	2	5	0	6	0	0	0	2	19	
11	JOHNSON, Kiana		0-1	0-0	0-0	0	0	0	1	0	0	0	0	0	5	
13	PERRY, Brianna		0-1	0-0	0-0	0	0	0	0	0	0	0	0	0	10	
23	DAY, Jessie		1-5	0-0	0-0	3	1	4	1	2	0	2	0	0	19	
24	JOHNSON, Yamia		4-9	2-5	0-0	0	1	1	0	10	0	1	0	0	20	
40	WEBSTER, Brittany		0-0	0-0	0-0	0	0	0	0	0	0	0	0	1	9	
Team						5	5	10								
Totals				19-54	5-20	13-20	24	23	47	9	56	2	16	2	7	200

1st - FG %: 4-16 25.0% 2nd: 5-15 33.3% 3rd: 5-12 41.7% 4th: 5-11 45.5% Game: 19-54 35.2% Deadball
3FG %: 1-6 16.7% 1-3 33.3% 2-7 28.6% 1-4 25.0% 5-20 25.0%
FT %: 4-6 66.7% 2-4 50.0% 3-4 75.0% 4-6 66.7% 13-20 65.0% 8-9 88.9% 4-5 80.0% 21-23 91.3%

Southeast Missouri 39 • 11-12, 6-6 OVC

#	Player		Total		3-Ptr		Rebounds		PF	TP	A	TO	Bk	Stl	Min
			FG-FGA	FT-FTA	FG-FGA	FT-FTA	Off	Def							
01	ALLEN, Kennedy	f	0-1	0-0	0-0	0	0	0	4	0	0	0	0	0	6
32	LUTAYA, Losmie	f	0-3	0-0	0-0	2	1	3	2	0	1	2	0	1	21
02	SHEPARD, Carrie	g	1-11	2-8	0-0	0	3	3	1	6	1	3	0	3	35
05	COLYER, Tionne	g	2-3	0-0	0-0	2	2	4	1	2	0	4	0	2	17
24	THOMPSON, Tesia	g	3-11	1-1	4-7	5	3	8	1	11	0	2	1	0	33
03	MURPHY, Adrianna	f	1-4	0-1	0-0	0	0	0	1	2	2	3	0	0	24
06	BALOGUN, Dolapo	f	2-2	0-0	0-0	0	0	0	1	4	0	1	0	0	17
13	HARSHEBERGER, Jessie	f	0-1	0-1	0-0	0	1	1	0	0	0	0	0	1	15
23	TAYLOR, Jocelyn	f	6-9	0-0	0-0	2	2	4	4	12	1	2	0	2	26
25	BALFOUR, Sarah	f	1-3	0-1	0-0	0	0	0	2	2	0	0	0	0	6
	Team					0	2	2							
Totals			16-48	3-12	4-7	11	14	25	17	39	5	17	1	9	200

Game 25 - Eastern Illinois 54, Southeast Missouri 80

Feb. 16, 2019 - Charleston, Ill.

SEMOW 80 • 12-13, 7-7 OVC

#	Player	Total			3-Ptr			Rebounds			PF	TP	A	TO	Blk	Stl	Min
		FG	FGA	FT	FTA	Off	Def	Off	Def	Tot							
23	TAYLOR, Jocelyn	f	7-11	0-0	2-2	2	3	5	2	16	1	1	0	4	28		
32	LUTAYA, Losmie	f	0-2	0-0	2-2	2	2	4	3	2	2	0	1	0	21		
02	SHEPARD, Carrie	g	4-7	2-3	0-0	1	4	5	1	10	1	2	0	0	11		
10	PRUITT, Taelour	g	0-1	0-0	0-0	0	0	0	0	0	1	0	0	0	11		
24	THOMPSON, Tesia	g	8-16	1-2	3-4	2	4	6	1	20	4	4	0	1	30		
01	ALLEN, Kennedi	g	2-3	0-0	0-0	0	0	0	4	4	0	1	1	1	16		
03	MURPHY, Adrianna	g	8-12	2-3	1-1	0	2	2	2	19	6	1	0	3	33		
04	BALOGUN, Dolapo	g	2-2	0-0	1-2	1	4	5	0	5	0	2	0	1	17		
05	COLYER, Tionne	g	0-1	0-0	2-2	0	4	4	1	2	0	0	0	1	17		
13	HARSHBERGER, Jessie	g	1-3	0-0	0-0	0	2	2	1	2	0	0	0	0	10		
25	BALFOUR, Sarah	g	0-1	0-0	0-0	0	0	0	0	0	0	0	0	0	3		
Team						1	0	1									
Totals			32-59	5-8	11-13	9	25	34	15	80	15	12	2	13	201		

1st - FG %:	5-12	41.7%	2nd:	11-15	73.3%	3rd:	9-15	60.0%	4th:	7-17	41.2%	Game:	32-59	54.2%	Deadball		
3FG %:	1-3	33.3%	0-1	0.0%	3-3	100.0%	1-4	25.0%	1-3	33.3%	11-13	84.6%	62.5%	50.0%	Rebounds		
FT %:	4-4	100.0%	2-2	100.0%	3-3	100.0%	2-4	50.0%	2-2	100.0%					0		

Eastern Illinois 54 • 10-15, 4-10 OVC

#	Player	Total			3-Ptr			Rebounds			PF	TP	A	TO	Blk	Stl	Min
		FG	FGA	FT	FTA	Off	Def	Off	Def	Tot							
14	McRAE, Grace	f	3-5	1-1	0-0	1	5	6	1	7	0	1	0	2	24		
41	WAHL, Abby	f	2-5	0-0	2-4	2	4	6	1	6	1	2	1	0	27		
05	LENNOX, Grace	g	0-1	0-1	0-0	0	1	1	1	0	2	3	0	0	19		
11	PACE, Karle	g	1-8	0-2	0-0	0	2	2	0	2	2	2	0	1	31		
15	STEELE, Taylor	g	6-12	1-4	2-2	0	0	0	5	15	2	3	0	1	34		
02	HUGHES, Jordyn	g	1-4	0-0	0-0	0	1	1	0	2	1	1	0	1	14		
12	TELLEZ, Carmen	g	3-6	3-6	0-0	0	2	2	2	2	2	2	0	0	20		
21	STULL, Halle	g	2-6	1-3	0-0	1	1	2	0	5	0	0	0	1	11		
22	MILLER, Damonique	g	1-1	0-0	0-0	0	2	2	0	2	0	0	0	0	3		
31	SMITH, Jalisha	g	1-1	0-0	4-4	1	1	2	1	6	0	2	0	1	14		
44	TELLEZ, Camino	g	0-0	0-0	0-0	0	1	1	0	0	0	1	0	0	3		
Team						0	0	0									
Totals			20-49	6-17	8-10	5	20	25	11	54	10	17	1	7	200		

1st - FG %:	4-10	40.0%	2nd:	3-9	33.3%	3rd:	7-15	46.7%	4th:	6-15	40.0%	Game:	20-49	40.8%	Deadball		
3FG %:	1-3	33.3%	0-1	0.0%	3-3	100.0%	1-4	25.0%	1-3	33.3%	6-15	80.0%	48.8%	50.0%	Rebounds		
FT %:	4-4	100.0%	2-2	100.0%	2-2	100.0%	2-2	100.0%	2-2	100.0%					1		

Officials: Molly Caldwell, Tony Ramsey, Kyle Thomas
Technical fouls: SEMOW-None, Eastern Illinois-TELLEZ, Carmen.
Attendance: 366

Score by periods	1st	2nd	3rd	4th	Total
SEMOW	15	24	24	17	80
Eastern Illinois	13	7	19	15	54

Last FG - SEMO 4th-00:49, EIU 4th-00:19.
Largest lead - SEMO by 28 4th-02:46, EIU by 2 1st-06:11.
SEMO led for 36:00, EIU led for 00:28. Game was tied for 03:32.

Score tied - 3 times.
Lead changed - 2 times.

Game 26 - Southeast Missouri 54, Austin Peay 56

Feb. 21, 2019 - Clarksville, Tenn.

Southeast Missouri 54 • 12-14 (7-8 OVC)

#	Player	Total			3-Ptr			Rebounds			PF	TP	A	TO	Blk	Stl	Min
		FG	FGA	FT	FTA	Off	Def	Off	Def	Tot							
23	TAYLOR, Jocelyn	f	2-3	0-0	0-0	0	2	2	4	4	1	2	2	1	18		
32	LUTAYA, Losmie	f	4-5	0-0	1-2	1	1	2	4	9	1	3	0	0	14		
02	SHEPARD, Carrie	g	3-7	1-4	1-1	0	1	1	1	8	1	4	0	0	37		
10	PRUITT, Taelour	g	1-3	0-1	1-1	0	1	1	2	3	2	3	0	0	18		
24	THOMPSON, Tesia	g	10-20	1-1	3-4	1	11	12	2	24	3	6	1	3	38		
01	ALLEN, Kennedi	g	0-1	0-0	0-0	1	3	4	0	4	0	1	1	3	23		
03	MURPHY, Adrianna	g	1-6	0-4	0-0	0	3	3	1	2	3	1	0	0	25		
04	BALOGUN, Dolapo	g	1-2	0-0	2-3	2	0	2	1	4	0	1	0	0	16		
05	COLYER, Tionne	g	0-0	0-0	0-0	0	1	1	0	0	0	0	0	0	2		
13	HARSHBERGER, Jessie	g	0-1	0-0	0-0	0	0	0	3	0	0	0	0	0	9		
Team						3	4	7									
Totals			22-48	2-10	8-11	8	27	35	22	54	12	21	6	6	200		

1st - FG %:	4-13	30.8%	2nd:	6-16	37.5%	3rd:	9-11	81.8%	4th:	3-8	37.5%	Game:	22-48	45.8%	Deadball		
3FG %:	0-5	0.0%	1-3	33.3%	1-2	50.0%	1-1	100.0%	0-3	0.0%	8-11	72.7%	50.0%	50.0%	Rebounds		
FT %:	1-2	50.0%	1-2	50.0%	3-4	75.0%	2-3	66.7%	2-3	66.7%					4		

Austin Peay 56 • 14-12 (9-6 OVC)

#	Player	Total			3-Ptr			Rebounds			PF	TP	A	TO	Blk	Stl	Min
		FG	FGA	FT	FTA	Off	Def	Off	Def	Tot							
04	GONZALEZ-VARNER, Ar	f	4-10	0-0	5-7	7	2	9	5	13	1	3	0	2	29		
23	KNOWLES, Maggie	f	4-8	4-6	0-0	0	3	3	3	12	1	2	0	3	33		
02	CRAWFORD, Nieja	g	1-5	0-1	2-2	1	2	3	1	4	1	0	0	1	24		
22	GREGORY, Keisha	g	2-7	0-3	6-8	3	4	7	1	10	5	2	2	0	37		
32	FERRY, Brianah	g	3-12	1-6	2-4	1	1	2	1	9	0	1	0	2	25		
15	KIDWELL, Kasey	g	1-2	0-1	0-0	0	0	0	1	2	0	1	0	0	4		
24	KENOL, Kelen	g	0-1	0-0	0-0	0	0	0	0	0	0	0	0	0	5		
25	CAMPBELL, Michaela	g	0-0	0-0	0-0	0	0	0	0	0	0	1	0	0	1		
30	GREGORY, Gabby	g	0-2	0-2	1-2	0	0	0	1	1	0	2	0	0	6		
33	FERRY, Brandi	g	1-6	1-2	2-4	0	2	2	2	5	2	2	1	2	36		
Team						4	3	7									
Totals			16-53	6-21	18-27	16	17	33	15	56	10	14	3	10	200		

1st - FG %:	1-11	9.1%	2nd:	4-15	26.7%	3rd:	5-14	35.7%	4th:	6-13	46.2%	Game:	16-53	30.2%	Deadball		
3FG %:	0-5	0.0%	3-8	37.5%	2-6	33.3%	1-2	50.0%	1-2	50.0%	6-10	60.0%	28.6%	28.6%	Rebounds		
FT %:	8-10	80.0%	1-2	50.0%	3-5	60.0%							18-27	66.7%	3		

Officials: Joshua Hall, Neonta Williams, Kerry Winders
Technical fouls: Southeast Missouri-None, Austin Peay-None.
Attendance: 513

Score by periods	1st	2nd	3rd	4th	Total
Southeast Missouri	9	14	20	11	54
Austin Peay	10	12	15	19	56

Last FG - SEMO 4th-00:43, APSU 4th-01:45.
Largest lead - SEMO by 9 3rd-03:51, APSU by 4 1st-03:10.
SEMO led for 19:34, APSU led for 16:44. Game was tied for 03:35.

Score tied - 4 times.
Lead changed - 8 times.

Game 27 - Southeast Missouri 74, Murray State 82

Feb. 23, 2019 - Murray, Ky.



Official Basketball Box Score - Final
Southeast Mo. St. at Murray St.
02/23/19 CBS Sports Center, Murray, Ky.
2019-20 Women's Basketball

Game Time: 5:00 PM
Game Duration: 1:57
Attendance: 1,225

Officials: Cole Womack, Elise Bradley, Eli Novak

Southeast Mo. St. - 74

Record: 12-15 (7-9)

NO.	Name	Min	FG		3P	FT	Rebounds		Fouls	PF	TP	AS	TO	ST	Blacks		+/-	Shooting By Period			
			M	A	M	A	OR	DR	OR	DR	OR	DR	OR	DR	OR	DR		1st FG	5-14	35.7%	
23	Jocelyn Taylor	F	29:50	7-16	0-2	3-3	2	6	8	4	3	17	1	1	2	2	1	-7	1st FG	5-14	35.7%
32	Losmie Lutaya	F	22:03	0-0	0-0	2-2	2	2	4	3	1	2	0	0	1	0	0	-2	1st FG	7-9	77.8%
2	Carrie Shepard	G	35:13	4-9	2-6	0-0	0	1	1	3	1	10	2	2	0	0	0	1	2nd FG	7-12	58.3%
10	Taelour Pruitt	G	32:56	1-6	0-2	2-2	0	2	2	4	1	4	1	2	0	0	0	-3	3PT%	0-1	0.0%
24	Tessa Thompson	G	37:42	9-18	0-0	10-12	4	9	13	3	7	28	3	2	0	0	-2	1	FT%	7-10	70%
1	Kenneth Allen	M	16:11	2-3	0-0	1-4	2	3	5	3	2	5	1	1	0	2	0	-2	3rd FG	8-13	61.5%
3	Adrianna Murphy	F	20:23	1-2	0-0	1-1	0	1	0	1	0	0	0	0	0	0	-10	3PT%	0-2	0.0%	
4	Dolapo Balogun	M	10:40	2-4	0-0	2-3	1	0	1	0	2	6	1	1	1	0	0	-5	FT%	4-5	80%
5	Tionne Coker	F	03:34	0-0	0-0	0-0	0	0	0	0	0	0	0	0	0	0	0	-5	4th FG	6-19	31.6%
13	Jessie Harscherberger	F	01:22	0-0	0-0	0-0	0	0	0	0	1	0	0	2	0	0	-4	3PT%	2-5	40.0%	

Game 29 - Belmont 92, Southeast Missouri 86

Mar. 2, 2019 - Cape Girardeau, Mo.

Belmont 92 • 23-6, 16-2 OVC

#	Player		Total		3-Ptr		Rebounds			PF	TP	A	TO	Blk	Stl	Min
			FG	FGA	FG	FGA	Off	Def	Tot							
30	HARMMEYER, Ellie	f	6-12	0-3	8-9	5	4	9	4	20	0	3	0	0	0	31
55	WRIGHT, Maddie	f	1-6	0-3	4-6	3	0	3	2	6	2	1	0	2	2	25
24	ROY, Jenny	g	6-9	0-0	3-5	4	8	12	3	15	9	1	2	1	35	
31	MUENSTERMAN, Maura	g	3-7	2-5	2-2	0	3	3	2	10	0	0	0	0	20	
33	MAGGARD, Darby	g	6-16	5-10	9-10	0	2	2	0	26	3	4	0	0	38	
04	CULBERTSON, Macie		2-2	0-0	3-4	1	2	3	1	7	0	1	0	2	15	
14	KINNEY, Jamilyn		2-4	2-3	0-0	0	2	2	1	6	3	1	0	0	19	
20	CHINN, Conley		1-2	0-0	0-0	1	1	2	3	2	0	0	0	0	14	
22	COOK, Maddie		0-0	0-0	0-0	0	0	0	0	0	0	0	0	1	3	
Team						0	2	2								
Totals			27-58	9-24	29-36	14	24	38	16	92	17	11	2	6	200	

1st - FG %: 9-18 50.0% 2nd: 6-11 54.5% 3rd: 8-17 47.1% 4th: 4-12 33.3% Game: 27-58 46.6% Deadball Rebounds 4
3FG %: 3-9 33.3% 1-4 25.0% 4-8 50.0% 1-3 33.3% 9-24 37.5%
FT %: 0-0 0.0% 13-17 76.5% 4-5 80.0% 12-14 85.7% 29-36 80.6%

Southeast Missouri 86 • 13-16, 8-10 OVC

#	Player		Total		3-Ptr		Rebounds			PF	TP	A	TO	Blk	Stl	Min
			FG	FGA	FG	FGA	Off	Def	Tot							
04	BALOGUN, Dolapo	f	2-6	0-0	2-2	2	4	6	2	6	2	1	0	0	31	
32	LUTAYA, Losmie	f	3-7	0-0	2-2	0	5	5	3	8	1	0	0	0	23	
02	SHEPARD, Carrie	g	8-19	6-9	0-0	0	2	0	4	22	1	1	0	0	36	
03	MURPHY, Adrianna	g	5-8	1-2	0-0	0	3	3	2	11	3	2	0	0	22	
24	THOMPSON, Tesia	g	11-18	4-4	5-6	1	4	5	2	31	4	1	0	1	34	
01	ALLEN, Kennedy		0-3	0-0	0-0	1	0	1	4	0	0	0	0	0	11	
05	COLYER, Tionne		0-1	0-0	0-0	0	0	0	1	0	1	0	0	0	7	
10	PRUITT, Taelour		2-3	0-1	2-2	0	2	2	2	6	4	3	0	1	20	
13	HARSHBERGER, Jessie		0-1	0-1	0-0	0	1	1	0	0	0	0	0	0	4	
23	TAYLOR, Jocelyn		0-2	0-1	2-2	0	1	1	4	2	0	0	0	0	9	
25	BALFOUR, Sarah		0-0	0-0	0-0	0	0	0	0	0	0	0	0	0	1	
55	AKORO, Celeste		0-0	0-0	0-0	0	0	0	0	0	0	0	0	0	2	
Team						8	0	8								
Totals			31-68	11-18	13-14	14	20	34	24	86	16	8	0	2	200	

1st - FG %: 6-17 35.3% 2nd: 8-15 53.3% 3rd: 9-21 42.9% 4th: 8-15 53.3% Game: 31-68 45.6% Deadball Rebounds 0
3FG %: 1-3 33.3% 4-4 100.0% 3-6 50.0% 3-5 60.0% 11-18 61.1%
FT %: 7-7 100.0% 0-1 0.0% 3-3 100.0% 3-3 100.0% 13-14 92.9%

Officials: Alicia Dukes, Molly McFadden, Adam Reiter
Technical fouls: Belmont-None. Southeast Missouri-TEAM 2.
Attendance: 735

Score by periods	1st	2nd	3rd	4th	Total
Belmont	21	26	24	21	92
Southeast Missouri	20	20	24	22	86

Last FG - BEL 4th-04:46, SEMOW 4th-01:14.
Largest lead - BEL by 17 3rd-05:10, SEMOW by 1 1st-07:13.
BEL led for 38:37, SEMOW led for 00:01. Game was tied for 01:22.

	In	Off	2nd	Fast	Bench
Points	Paint	T/O	Chance	Break	
BEL	22	10	22	2	15
SEMOW	22	12	16	4	8

Score tied - 3 times.
Lead changed - 2 times.

Game 30 - Southeast Missouri 65, Belmont 74

Mar. 6, 2019 - Evansville, Ind.



Official Basketball Box Score - Final
Southeast Missouri at Belmont
03/06/19 Ford Center, Evansville, Ind.
2019 OVC Basketball Championships - Women's First Round

Game Time: 1:00
Game Duration: 1

Officials: Royce Bevis, Ryan Durham, Kayla Ma

Southeast Missouri - 65

Record: 13-17

NO.	Name	Min	FG		3P		Rebounds			Fouls		TP	AS	TO	ST	Blocks		+/-
			M-A	M-A	M-A	M-A	OR	DR	TOT	PF	FD					BS	BA	
4	Dolapo Balogun	F	26:02	2-4	0-0	0-0	2	3	5	3	2	4	2	0	1	0	0	-3
32	Losmie Lutaya	F	16:26	3-4	0-0	0-0	2	2	4	2	0	6	0	1	0	0	0	0
2	Carrie Shephard	G	34:30	4-12	0-2	0-0	0	1	1	3	0	8	5	3	0	0	0	-16
3	Adrianna Murphy	G	36:48	9-19	2-6	0-0	1	1	2	3	0	20	3	2	1	0	0	-7
24	Tesia Thompson	G	27:32	5-7	0-0	0-0	2	5	7	4	2	10	4	5	3	1	1	12
1	Kennedi Allen		10:19	1-2	0-0	0-0	0	1	1	1	1	2	0	1	0	1	0	-5
23	Jocelyn Taylor		26:25	5-8	0-0	0-2	0	4	4	2	2	10	1	0	1	0	0	-10
10	Taelour Pruitt		14:35	1-2	1-1	0-0	0	2	2	4	0	3	1	0	1	0	0	-7
5	Tionne Colyer		07:23	1-1	0-0	0-0	0	2	2	1	1	2	0	0	0	0	0	-9
Team																		
Totals			31-59	3-9	0-2	7	22	29	23	8	65	16	12	7	2	1	-9	

Technical Fouls: NONE

Shooting By Period	1st	FG%	2nd	FG%	3rd	FG%	4th	FG%	GM FG%	FT%	Dead Ball Rebounds: 1, 0
1st FG%	7-15	46.7%	3PT%	1-1	100.0%	2nd FG%	8-12	66.7%	3PT%	0-0	0.0%
3PT%	0-2	0%	FT%	0-0	0%	3rd FG%	10-13	76.9%	3PT%	0-2	0.0%
2nd FG%	8-12	66.7%	3PT%	0-0	0.0%	4th FG%	6-19	31.6%	3PT%	2-6	33.3%
FT%	0-0	0%	FT%	0-0	0%	GM FG%	31-59	52.5%	3PT%	3-9	33.3%
3rd FG%	10-13	76.9%	FT%	0-0	0%	FT%	0-2	0.0%			
4th FG%	6-19	31.6%									

Belmont - 74

Record: 24-6

NO.	Name	Min	FG		3P		Rebounds			Fouls		TP	AS	TO	ST	Blocks		+/-
			M-A	M-A	M-A	M-A	OR	DR	TOT	PF	FD					BS	BA	
24	Jenny Roy	F	40:00	2-6	1-1	1-4	3	6	9	3	4	6	8	3	3	0	0	9
30	Ellie Hammeyer	F	34:31	6-14	2-4	10-13	6	8	14	2	9	24	2	4	1	0	2	12
55	Maddie Wright	F	23:24	5-11	3-5	0-0	1	2	3	0	1	13	0	0	0	1	0	-6
31	Maura Muensterman	G	30:26	2-6	0-4	0-0	1	4	5	2	1	4	0	0	0	0	0	-9
33	Darby Maggard	G	38:41	6-15	3-7	6-8	1	0	1	0	7	21	3	1	1	0	0	11
14	Jamilyn Kinney		10:53	0-1	0-1	0-0	0	0	0	0	0	0	1	0	0	0	0	-2
20	Conley Chinn		19:12	2-4	0-1	2-2	0	1	1	1	1	6	0	0	0	0	0	11
4	Macie Culbertson		02:53	0-0	0-0	0-0	0	0	0	0	0	0	0	0	0	0	0	1
Team																		
Totals			23-57	9-24	19-27	15	22	37	8	23	74	14	9	5	1	2	9	

Technical Fouls: NONE

	SEMO	BEL
Biggest lead	8 (3rd 3:58)	10 (4th 0:43)
Best Scoring Run	8 (2nd 7:18)	8 (4th 3:45)
Lead Changes	4	
Times Tied	6	
Time with Lead	19:33	16:42

Points from	SEMO	BEL
Turnovers	12	14
Paint	36	22
Second Chance	8	17
Fast Breaks	19	12
Bench	17	6

Period by Period Scoring	1st	2nd	3rd	4th	TOT
SEMO	15	16	20	14	65
BEL	18	13	19	24	74



RECORDS



PROTECT
THIS HOUSE

HONORS &

OVC Player of the Year

1996 Gray C. Harris
2005 Tatiana Conceicao

OVC Freshman of the Year

2017 Tesia Thompson

OVC Newcomer of the Year

2003 Kenja White
2004 Sami Jo Cotton

OVC Defensive Player of the Year

2017 Adrianna Murphy

OVC Newcomer of the Year

2003 Kenja White
2004 Sami Jo Cotton

Preseason All-OVC Team

2018 Tesia Thompson
2019 Tesia Thompson

OVC All-Newcomer Team

1993 Julie Meier
1993 Gray C. Harris
1996 Sarah Miller
1996 Zandra Moore
1997 Sarah Frazier
1999 Pam Iversen
2000 Lori Chase
2007 Missy Whitney
2013 Kara Wright
2017 Tesia Thompson

All-OVC First Team

1992 Renee Rogliardi
1994 Gray C. Harris
1995 Gray C. Harris
1996 Gray C. Harris
2001 Lori Chase
2005 Tatiana Conceicao
2006 Tatiana Conceicao
2007 Lachelle Lyles
2008 Missy Whitney
2017 Bri Mitchell
2018 Tesia Thompson

All-OVC Second Team

1993 Julie Meier
1994 Julie Meier
1998 Jamie Koester
1999 Paula Corder-King
2002 Lori Chase
2003 Lori Chase
2007 Missy Whitney
2008 Tarina Nixon
2009 Tarina Nixon
2016 Bri Mitchell
2017 Tesia Thompson

All-OVC Honorable Mention

1997 Jamie Koester
1997 Kim Palmer
1999 Pam Iversen
1999 Rusty Sowers
2003 Carina Souza
2003 Kenja White

OVC Coach of the Year

1999 Ed Arzen

2007 John Ishee

OVC Tournament MVP

2006 Tatiana Conceicao
2007 Sonya Daugherty

OVC All-Tournament Team

2003 Lori Chase
2003 Kenja White
2005 Tatiana Conceicao
2005 Natalie Purcell
2006 Lachelle Lyles
2007 Lachelle Lyles
2007 Sonya Daugherty

Academic All-District First Team

2008 Rachel Blunt
2009 Rachel Blunt

WBCA Academic Top-25

2012-13 (5th; 3.546 GPA)



Tatiana Conceicao was a two-time First Team All-OVC selection, the 2005 OVC Player of the Year and 2006 OVC Tournament MVP



Sonya Daugherty was named the 2007 OVC Tournament MVP



John Ishee was the 2007 OVC Coach of the Year



Rachel Blunt was a two-time CoSIDA/ESPN the Magazine Academic All-District First Team selection

AWARDS

NCAA South Regional MVP

1991 Renee Rogliardi

MIAA MVP

1991 Jerri Wiley

MIAA First Team

1983 Pat Colon
 1984 Pat Colon
 1984 Virginia Blissett
 1985 Virginia Blissett
 1986 Pat Colon
 1986 Virginia Blissett
 1987 Sandy Heitschmidt
 1988 Anne Cook
 1988 Michelle Horneker
 1989 Lisa Foster
 1990 Michelle Horneker
 1990 Jerri Wiley
 1991 Jerri Wiley
 1991 Sherry Mitchell
 1991 Renee Rogliardi

MIAA Second Team

1983 Mary Herring
 1984 Mary Herring
 1985 Sandy Heitschmidt
 1986 Sandy Heitschmidt
 1987 Pat Colon
 1988 Lisa Foster
 1989 Sherry Mitchell
 1990 Sarita Wesley
 1991 Sarita Wesley

MIAA Honorable Mention

1983 Karen Vaughn
 1983 Cindy Zadnick
 1984 Cindy Zadnick
 1986 Nina Meniffee
 1986 Stephanie Williams
 1987 Stephanie Williams
 1987 Sherri Shirrell
 1988 Sherry Mitchell
 1988 Vera Roberts
 1989 Sarita Wesley
 1989 Michelle Horneker
 1990 Sherry Mitchell
 1990 Renee Rogliardi
 1991 Anne Cate

MIAA Newcomer Team

1990 Jerri Wiley

MIAA Freshman Team

1991 Anne Cate

MIAA Coach of the Year

1986 Ed Arnzen
 1987 Ed Arnzen
 1991 Ed Arnzen



GAME

Team Game Records

POINTS

Game - 107, (three times) last at Eastern Illinois (2/11/17)

Season - 2,750, (1990-91)

FIELD GOALS MADE

Game - 48, vs. Missouri Baptist (12/8/87)

Season - 1,109, (1990-91)

FIELD GOALS ATTEMPTED

Game - 92, vs. Mankato State (12/2/88)

Season - 2,391, (1990-91)

FIELD GOAL PERCENTAGE

Game - .648, vs Tennessee Tech (1/10/04)

Season - .495, (1983-84)

THREE-POINTERS MADE

Game - 17, at Eastern Illinois (2/11/17)

Season - 227, (2004-05)

THREE-POINTERS ATTEMPTED

Game - 41, vs. UT Martin (2/18/17)

Season - 662, (2004-05)

THREE-POINT FIELD GOAL PERCENTAGE

Game - 1.000, (three times), last vs. Saint Louis (12/30/92)

Season - .384, (1992-93)

FREE THROWS MADE

Game - 38, vs. Eastern Kentucky (1/2/99)

Season - 525, (2000-01)

FREE THROWS ATTEMPTED

Game - 54, vs. Eastern Kentucky (1/2/99)

Season - 726, (1990-91)

FREE THROW PERCENTAGE

Game - 1.000, (12 times), last at Green Bay (12/10/10)

Season - .759, (1981-82)

REBOUNDS

Game - 64, vs. UT Martin (12/1/90)

Season - 1,546, (1990-91)

ASSISTS

Game - 32, vs. Tennessee State (1/14/04)

Season - 650, (1990-91)

STEALS

Game - 30, vs Oakland City (12/16/02)

Season - 437, (1990-91)

BLOCKED SHOTS

Game - 10, at Eastern Illinois (2/14/07)

Season - 124, (2006-07)

MISCELLANEOUS TEAM RECORDS

POINTS IN A GAME 107 (three times), last at Eastern Illinois (2/11/17)

POINTS IN A HALF 61 (three times), last vs. Lyon College (11/23/04)

POINTS BY BOTH TEAMS 196, vs. Christian Brothers (12/1/79)

POINTS BY OPPONENT 113 by Union (1976)

POINTS IN LOSING EFFORT 93, vs. Christian Brothers (12/1/79)

MOST GAMES PLAYED 35, (1990-91)

MOST WINS 31, (1990-91)

MOST LOSSES 22, (2011-12)

FEWEST WINS 5, (1996-97)

FEWEST LOSSES 4 (three times), last in 1990-91

BEST W/L PERCENTAGE .885, (1990-91)

MOST CONFERENCE WINS 17, (2007-08)

MOST CONFERENCE LOSSES 15, (1996-97)

FEWEST CONFERENCE WINS 3 (two times), last in 2014-15

FEWEST CONFERENCE LOSSES 1 (three times), last in 1987-88

BEST CONFERENCE W/L % .928 (twice), last in 1987-88

MOST CONSECUTIVE WINS 21, (1990-91)

MOST CONSECUTIVE LOSSES 9, (2009-10)



The 1990-91 team holds 14 team records including most wins in a season (31).

RECORDS

Individual Game Records

POINTS

Game - 49, Gray C. Harris vs. Williams Baptist (2/26/96)
Season - 713, Gray C. Harris (1995-96)
Career - 2,176, Gray C. Harris (1992-96)

SCORING AVERAGE

Season - 26.4, Gray C. Harris (1995-96)
Career - 20.5, Gray C. Harris (1992-96)

GAMES

Season - 35 (twice), last by Stephanie Holland (1990-91)
Career - 123, Sherry Mitchell (1987-91)

FIELD GOALS MADE

Game - 17, Gray C. Harris vs. Williams Baptist (2/26/96)
Season - 255, Gray C. Harris (1995-96)
Career - 875, Pat Colon (1982-87)

FIELD GOALS ATTEMPTED

Game - 30, Gray C. Harris vs. UT Martin (2/8/96)
Season - 544, Gray C. Harris (1995-96)
Career - 1,649, Gray C. Harris (1992-96)

FIELD GOAL PERCENTAGE

Career - .598, Pat Colon (1982-87)

THREE-POINTERS MADE

Game - 9, Hannah Noe at Eastern Illinois (2/11/17)
and Paula Corder-King vs. Eastern Kentucky (1/2/99)
Season - 73, Carrie Shephard (2018-19)
Career - 174, Julie Meier (1991-95)

THREE-POINTERS ATTEMPTED

Game - 16, Lisa Foster vs. SIU Edwardsville (1/25/88)
Season - 217, Carrie Shephard (2018-19)

FREE THROWS MADE

Game - 23, Lori Chase vs. Tennessee State (2/3/01)
Season - 202, Gray C. Harris (1995-96)
Career - 611, Gray C. Harris (1992-96)

FREE THROWS ATTEMPTED

Game - 25, Lori Chase vs. Tennessee State (2/3/01)
Season - 276, Gray C. Harris (1995-96)

FREE THROW PERCENTAGE

Season - .941, Paula Corder-King (1999-00)
Career - .938, Paula Corder-King (1998-00)

REBOUNDS

Game - 32, Lachelle Lyles vs. Tennessee State (12/7/06)
Season - 527, Lachelle Lyles (2006-07)
Career - 1,003, Pat Colon (1982-87)

REBOUNDING AVERAGE

Season - 17.0, Lachelle Lyles (2006-07)

ASSISTS

Game - 18, Sandy Kearbey vs. UMSL (1/21/81)
Season - 232, Sherry Mitchell (1990-91)
Career - 639, Sherry Mitchell (1987-91)

STEALS

Game - 10, Mary Herring vs. Stetson (11/27/82)
Season - 114, Sherry Mitchell (1988-89)
Career - 335, Sherry Mitchell (1987-91)

BLOCKED SHOTS

Game - 6 (5 times), last by LaTrese Saine @Morehead St. (02-08-18)
Season - 49, Chandra Brown (2004-05)
Career - 115 (tied), Vera Roberts (1986-90) & Pam Iversen (1998-02)



Natalie Purcell shares the school record for most three-pointers made in a single season with 68 (2005-06).



Lachelle Lyles set the school's and OVC's single season rebounding record during the 2006-07 season when she led the nation with 17.0 rebounds per game.

SINGLE-SEASON

POINTS

1.	Gray C. Harris, 1995-96.....	713
2.	Gray C. Harris, 1994-95.....	630
3.	Tatiana Conceicao, 2005-06.....	601
4.	Pat Colon, 1985-86.....	586
5.	Virginia Blissett, 1985-86.....	563
6.	Pat Colon, 1983-84.....	550
7.	Jerri Wiley, 1990-91.....	540
8.	Tesia Thompson, 2018-19.....	529
9.	Tatiana Conceicao, 2004-05.....	527
10.	Gray C. Harris, 1993-94.....	491

FIELD GOAL PERCENTAGE (min. 75 made)

1.	Deja Jones, 2017-18.....	68.1% (109-of-160)
2.	Deja Jones, 2015-16.....	67.2% (88-of-131)
3.	Pat Colon, 1985-86.....	62.7% (249-of-397)
4.	Pat Colon, 1983-84.....	61.4% (239-of-389)
5.	Pam Iversen, 2000-01.....	60.2% (100-of-166)
6.	Pat Colon, 1986-87.....	59.8% (205-of-343)
7.	Deja Jones, 2016-17.....	59.7% (83-of-139)
8.	Anne Crowley, 1982-83.....	57.0% (57-of-100)
9.	Anne Cook, 1987-88.....	56.8% (159-of-280)
10.	Jerri Wiley, 1989-90.....	55.6% (190-of-342)

3-POINT FIELD GOAL PERCENTAGE (min. 30 made)

1.	Julie Meier, 1993-94.....	46.3% (68-of-147)
2.	Kristy Roherty, 1999-00.....	46.2% (42-of-91)
3.	Julie Meier, 1992-93.....	45.6% (52-of-114)
4.	Julie Meier, 1994-95.....	44.1% (49-of-111)
5.	Paula Corder-King, 1998-99.....	43.1% (56-of-130)
6.	Lakyn Gulley, 2016-17.....	41.9% (39-of-93)
7.	Tarina Nixon, 2006-07.....	40.9% (56-of-137)
8.	Tarina Nixon, 2005-06.....	40.5% (30-of-74)
9.	Sami Jo Cotton, 2003-04.....	39.5% (64-of-162)
10.	Brandi Russia, 2004-05.....	38.9% (51-of-131)

FREE THROW PERCENTAGE (min. 50 made)

1.	Paula Corder-King, 1998-99.....	94.1% (111-of-118)
2.	Paula Corder-King, 1999-00.....	93.2% (69-of-74)
3.	Ashton Luttrull, 2017-18.....	92.6% (52-of-56)
4.	Pam Iversen, 1998-99.....	89.5% (68-of-76)
5.	Jasmine Davis, 2009-10.....	87.7% (57-of-65)
6.	Anne Cooke, 1987-88.....	87.5% (70-of-80)
7.	Lori Chase, 2000-01.....	85.0% (181-of-213)
8.	Yashika Sidbury, 2002-03.....	84.7% (50-of-59)
9.	Jordan Hunter, 2012-13.....	83.3% (60-of-72)
10.	Lori Chase, 1999-00.....	82.6% (95-of-115)

REBOUNDS

1.	Lachelle Lyles, 2006-07.....	527
2.	Jerri Wiley, 1990-91.....	328
3.	Gray C. Harris, 1993-94.....	290
4.	Pat Colon, 1985-86.....	289
5.	Jerri Wiley, 1989-90.....	281
6.	Pat Colon, 1983-84.....	277
7.	Patricia Mack, 2012-13.....	270
8.	Mary Waters, 1981-82.....	255
9.	Missy Whitney, 2006-07.....	249
10.	Virginia Blissett, 1985-86.....	246
	Virginia Blissett, 1984-85.....	246

ASSISTS

1.	Sherry Mitchell, 1990-91.....	232
2.	Mary Herring, 1982-83.....	226
3.	Mary Herring, 1983-84.....	213
4.	Adrianna Murphy, 2016-17.....	174
5.	Adrianna Murphy, 2017-18.....	168
6.	Sherry Mitchell, 1989-90.....	156
7.	Stephanie Williams, 1986-87.....	151
8.	Bri Mitchell, 2016-17.....	149
9.	Adrianna Murphy, 2015-16.....	144
	Sara Costello, 2003-04.....	144

BLOCKS

1.	Chandra Brown, 2004-05.....	49
2.	Vera Roberts, 1987-88.....	46
	Pam Iversen 2001-02.....	46
4.	Missy Whitney, 2006-07.....	45
5.	LaTrese Saine, 2017-2018.....	44
6.	Missy Whitney, 2007-08.....	40
7.	Allison Iversen, 1999-00.....	39
8.	Courtney Shiffer, 2010-11.....	36
9.	Jamie Koester, 1997-98.....	35
	Kim Palmer, 1995-96.....	35

3-POINT FIELD GOALS MADE

1.	Carrie Shephard, 2018-19.....	73
2.	Hannah Noe, 2016-17.....	69
3.	Natalie Purcell, 2005-06.....	68
	Julie Meier, 1993-94.....	68
5.	Sammi Jo Cotton, 2003-04.....	67
6.	Rusty Sowers, 1997-98.....	59
	Paula Corder-King, 1999-00.....	59
8.	Ashton Luttrull, 2017-18.....	57
9.	Paula Corder-King, 1998-99.....	56
	Julie Meier, 1994-95.....	56
	Tarina Nixon, 2006-07.....	56

STEALS

1.	Sherry Mitchell, 1988-89.....	114
2.	Sherry Mitchell, 1990-91.....	95
3.	Adrianna Murphy, 2017-18.....	88
4.	Sherry Mitchell, 1989-90.....	81
5.	Tammy Page, 1978-79.....	77
6.	Sherre Simmons, 1981-82.....	75
7.	Mary Herring, 1983-84.....	74
8.	Tatiana Conceicao, 2004-05.....	73
9.	Selina Madison, 1978-79.....	69
	Jerri Wiley, 1990-91.....	69
	Gray C. Harris, 1994-95/1995-96.....	69
	Sarah Costello, 2002-03.....	69

CAREER

POINTS

1.	Gray C. Harris, 1992-96.....	2,176
2.	Pat Colon, 1982-87.....	2,034
3.	Lori Chase, 1999-03.....	1,501
4.	Virginia Blissett, 1983-86.....	1,463
5.	Sherry Mitchell, 1987-91.....	1,398
6.	Sandy Heitschmidt, 1983-87.....	1,372
7.	Renee Rogliardi, 1987-92.....	1,371
8.	Cindy Zadnick, 1981-85.....	1,298
9.	Michelle Horneker, 1986-90.....	1,290
10.	Bri Mitchell, 2013-17.....	1,202

3-POINT FIELD GOALS MADE

1.	Julie Meier, 1991-95.....	174
2.	Tarina Nixon, 2005-09.....	169
3.	Allyson Bradshaw, 2011-15.....	162
4.	Ashton Luttrull, 2014-18.....	128
5.	Natalie Purcell, 2004-06.....	123
6.	Hannah Noe, 2014-17.....	119
7.	Paula Corder-King, 1998-2000.....	115
8.	Rusty Sowers, 1997-99.....	110
9.	Olivia Hackmann, 2012-17.....	94
10.	Yashika Sidbury, 2002-04.....	93

REBOUNDS

1.	Pat Colon, 1982-87.....	1,003
2.	Gray C. Harris, 1992-96.....	872
3.	Patricia Mack, 2009-14.....	865
4.	Pam Iversen 1998-02.....	770
5.	Renee Rogliardi, 1987-92.....	766
6.	Lachelle Lyles, 2005-07.....	726
7.	Sandy Heitschmidt, 1983-87.....	721
8.	Vera Roberts, 1986-90.....	719
9.	Kim Palmer, 1993-98.....	676
10.	Virginia Blissett, 1983-86.....	667
	Sherry Mitchell, 1987-91.....	667

ASSISTS

1.	Sherry Mitchell, 1987-91.....	639
2.	Adrianna Murphy, 2015-19.....	592
3.	Sandy Heitschmidt, 1983-87.....	470
4.	Cindy Zadnick, 1981-85.....	357
	Sarita Wesley, 1987-91.....	357
6.	Bri Mitchell, 2013-17.....	342
	Tonia Harris, 1992-95.....	338
8.	Dawn Massani, 1993-97.....	325
9.	Julie Meier, 1991-95.....	297
10.	Tarina Nixon, 2005-09.....	293

BLOCKS

1.	Vera Roberts, 1986-90.....	115
	Pam Iversen, 1998-02.....	115
3.	Renee Rogliardi, 1987-92.....	108
4.	Kim Palmer, 1993-98.....	96
5.	Missy Whitney, 2006-08.....	85
6.	Chandra Brown, 2003-05.....	75
7.	Courtney Shiffer, 2010-13.....	73
8.	Allison Iversen, 1998-00.....	70
9.	Jamie Koester, 1996-98.....	64
10.	Olivia Hackmann, 2012-17.....	61

STEALS

1.	Sherry Mitchell, 1987-91.....	335
2.	Adrianna Murphy, 2015-19.....	274
3.	Gray C. Harris, 1992-96.....	260
4.	LaShelle Porter, 1999-02.....	203
5.	Sandy Heitschmidt, 1983-87.....	188
6.	Tarina Nixon, 2005-09.....	176
7.	Mary Herring, 1982-84.....	163
8.	Moneik Campbell, 1996-99.....	159
9.	Sarita Wesley, 1988-91.....	147
10.	Sonya Daugherty, 2005-09.....	144



Pat Colon is the only Southeast player to record over 1,000 career rebounds



Julie Meier holds the school record for career and single-season three-pointers



Tarina Nixon ranks second in career three pointers, fifth in career steals and eighth in career assists



Pam Iversen shares the career blocked shots record with Vera Roberts



**PROTECT
THIS HOUSE**

1000 POINT CLUB

1,000 Point Scorers (All-Time)

Gray C. Harris, 1992-96.....	2,176
Pat Colon, 1982-87.....	2,034
Lori Chase, 1999-03.....	1,501
Virginia Blissett, 1983-86.....	1,463
Sherry Mitchell, 1987-91.....	1,398
Sandy Heitschmidt, 1983-87.....	1,372
Renee Rogliardi, 1987-92.....	1,371
Cindy Zadnick, 1981-85.....	1,298
Michelle Horneker, 1986-90.....	1,290
Bri Mitchell, 2013-17.....	1,202
Sonya Daugherty, 2005-09.....	1,170
Pam Iversen, 1998-02.....	1,158
Tarina Nixon, 2005-09.....	1,150
Karen Vaughn, 1979-83.....	1,073
Tatiana Conceicao, 2004-06.....	1,073
Olivia Hackmann, 2012-17.....	1,065
Sarita Wesley, 1987-91.....	1,029
Jerri Wiley, 1989-91.....	1,025

1,000 Point Scorers (Division I Era)

Gray C. Harris, 1992-96.....	2,176
Lori Chase, 1999-03.....	1,501
Renee Rogliardi, 1987-92*.....	1,371
Bri Mitchell, 2013-17.....	1,202
Sonya Daugherty, 2005-09.....	1,170
Pam Iversen, 1998-02.....	1,158
Tarina Nixon, 2005-09.....	1,150
Tatiana Conceicao, 2004-06.....	1,073
Olivia Hackmann, 2012-17.....	1,065

*Scored 923 points during Southeast's Division II days. Scored 448 in lone DI season.



Gray C. Harris tallied 2,176 points at Southeast, the only player to score over 2,000 career points in the Division I era.



Lori Chase scored 1,501 career points, second most in Southeast's Division I era.



Tatiana Conceicao scored 1,073 points in only two seasons at Southeast.

<u>Year</u>	<u>Head Coach</u>	<u>Record</u>	<u>Conf. Record</u>	<u>Conf. Tournament</u>	<u>Postseason</u>
1975-76	Donna Enslow	0-10	-	-	-
1976-77	Amy Spence	2-18	-	-	-
1977-78	Amy Spence	6-20	-	-	-
1978-79	Amy Spence	11-15	-	-	-
1979-80	Amy Spence	8-16	-	-	-
1980-81	Angela Beck	9-15	-	-	-
1981-82	Angela Beck	23-11	-	-	-
1982-83	Angela Beck	21-8	10-2 MIAA/2nd	1st Round	NCAA 2nd Round
1983-84	Ed Arnzen	23-6	10-2 MIAA/t-1st	Finals	NCAA 2nd Round
1984-85	Ed Arnzen	18-10	7-5 MIAA/3rd	Finals	NCAA 2nd Round
1985-86	Ed Arnzen	25-6	11-1 MIAA/t-1st	Finals	NCAA 2nd Round
1986-87	Ed Arnzen	26-4	13-1 MIAA/1st	Champions	NCAA 1st Round
1987-88	Ed Arnzen	26-4	13-1 MIAA/t-1st	Finals	NCAA 1st Round
1988-89	Ed Arnzen	23-7	12-2 MIAA/2nd	Finals	NCAA 1st Round
1989-90	Ed Arnzen	24-6	14-2 MIAA/t-1st/1st South	Finals	NCAA 1st Round
1990-91	Ed Arnzen	31-4	14-2 MIAA/2nd	Champions	NCAA Finals
1991-92	Ed Arnzen	16-12	7-7 OVC/4th	1st Round	-
1992-93	Ed Arnzen	13-13	8-8 OVC/t-5th	Did not qualify	2nd NIT
1993-94	Ed Arnzen	16-11	9-7 OVC/5th	1st Round	5th NIT
1994-95	Ed Arnzen	12-15	4-12 OVC/7th	1st Round	3rd NIT
1995-96	Ed Arnzen	14-13	9-7 OVC/3rd	1st Round	3rd NIT
1996-97	Ed Arnzen	5-21	3-15 OVC/10th	Did not qualify	2nd NIT
1997-98	Ed Arnzen	8-19	5-13 OVC/8th	1st Round	-
1998-99	Ed Arnzen	19-9	13-5 OVC/4th	Semifinals	-
1999-00	Ed Arnzen	12-16*	7-11 OVC/7th	1st Round	-
2000-01	Ed Arnzen	14-13	9-7 OVC/4th	1st Round	-
2001-02	Ed Arnzen	16-12	8-8 OVC/5th	1st Round	-
2002-03	BJ Smith	19-11	11-5 OVC/2nd	Semifinals	-
2003-04	BJ Smith	16-13	10-6 OVC/4th	Semifinals	-
2004-05	BJ Smith	0-8*	0-2 OVC*	N/A*	-
2005-06	BJ Smith	0-9*	0-4 OVC*	N/A*	-
2006-07	John Ishee	24-8	16-4 OVC/1st	Champions	NCAA 1st Round
2007-08	John Ishee	23-9	17-3 OVC/1st	Finals	WNIT 1st Round
2008-09	John Ishee	15-15	10-8 OVC/t-5th	1st Round	-
2009-10	John Ishee	7-21	4-14 OVC/10th	Did not qualify	-
2010-11	John Ishee	8-21	4-14 OVC/9th	Did not qualify	-
2011-12	Ty Margenthaler	7-22	4-12 OVC/10th	Did not qualify	-
2012-13	Ty Margenthaler	11-18	5-11 OVC/t-9th	Did not qualify	-
2013-14	Ty Margenthaler	10-19	6-10 OVC/t-9th	Did not qualify	-
2014-15	Ty Margenthaler	9-19	3-13 OVC/t-9th	Did not qualify	-
	Heather Ezell [△]	1-0	-	-	-
2015-16	Rekha Patterson	15-15	8-8 OVC/t-5th	1st Round	-
2016-17	Rekha Patterson	13-17	7-9 OVC/t-6th	1st Round	-
2017-18	Rekha Patterson	14-17	9-9 OVC/t-6th	1st Round	-
2018-19	Rekha Patterson	13-17	8-10 OVC/ 8th	1st Round	-
44 years	8 Head Coaches	626-573			

ALL-TIME COACHING RECORDS

<u>Head Coach</u>	<u>Record</u>	<u>Years</u>
Donna Enslow	0-10	1
Amy Spence	27-69	4
Angela Beck	53-34	3
Ed Arnzen	340-202 (144-155 DI)	19
BJ Smith	35-41*	4
John Ishee	77-74	5
Ty Margenthaler	37-78	4
Rekha Patterson	55-66	4

History Notes:

Southeast moved to Division I prior to the 1991-92 season.

△ = One win came via opponent forfeit. Southeast picked up the win as a team, but Ed Arnzen's coaching record was 11-17 that season.

* = All wins in the 2004-05 and 2005-06 seasons were vacated due to NCAA sanctions.

Southeast vacated OVC Tournament title and NCAA Tournament appearance in the 2005-06 season.

Records unavailable prior to 1975-76 season.

△ = Assistant coach Heather Ezell was credited with the 66-38 victory over Alabama A&M on Nov. 14, 2014 while serving as acting head coach.



Southeast

Year	G	Min	fg-fga	pct	3fg-3fga	pct	ft-fta	pct	Rebounding			pf-fo	ast	to	blk	stl	pts	avg
									off-def	tot	avg							
1991-92	28	5600	762-1847	.413	18-84	.214	339-503	.674	492-709	1201	42.9	498-7	425	453	94	254	1881	67.2
1992-93	26	5200	689-1702	.405	68-177	.384	307-431	.712	422-598	1020	39.2	483-9	389	395	51	299	1753	67.4
1993-94	27	5400	704-1675	.420	96-266	.361	425-643	.661	445-680	1125	41.7	485-8	348	421	27	234	1929	71.4
1994-95	27	5650	696-1667	.418	113-317	.356	358-538	.665	378-645	1023	37.9	498-12	417	462	48	256	1863	69.0
1995-96	27	5400	709-1653	.429	80-258	.310	457-684	.688	360-689	1049	38.9	486-11	408	482	70	228	1955	72.4
1996-97	26	5225	580-1486	.390	104-367	.283	301-471	.639	325-635	960	36.9	489-13	361	508	102	197	1565	60.2
1997-98	27	5550	598-1490	.401	119-386	.308	413-652	.633	348-661	1009	37.4	501-7	362	561	66	231	1728	64.0
1998-99	28	5650	726-1652	.439	164-468	.350	470-620	.758	342-730	1072	38.3	516-6	437	500	90	228	2086	74.5
1999-00	28	5675	681-1573	.433	145-394	.368	461-632	.729	349-672	1021	36.5	452-7	400	551	95	227	1968	70.3
2000-01	27	5450	674-1581	.426	99-308	.321	525-712	.737	371-644	1015	37.6	458-12	351	503	71	256	1972	73.0
2001-02	28	5650	753-1620	.465	111-308	.360	420-573	.733	332-713	1045	37.3	424-4	425	512	83	242	2037	72.8
2002-03	30	6075	800-1818	.440	193-628	.307	478-661	.723	375-736	1111	37.0	610-13	473	613	39	339	2271	75.7
2003-04	29	5850	722-1744	.414	202-642	.315	424-595	.713	350-705	1055	36.4	614-16	444	517	56	310	2070	71.4
2004-05	30	6075	792-1820	.435	227- 662	.343	403-505	.665	373-754	1127	37.6	630-18	484	545	99	346	2214	73.8
2005-06	31	6300	726-1835	.426	209-646	.324	428-639	.670	416-806	1222	39.4	601-14	432	533	61	272	2201	71.0
2006-07	32	6475	748-1853	.404	167-457	.365	485-709	.684	479-909	1388	43.4	517-9	404	495	124	215	2148	67.1
2007-08	32	6425	678-1793	.378	160-525	.305	469-669	.701	420-745	1165	36.4	508-9	346	437	83	331	1985	62.0
2008-09	30	6025	609-1649	.369	165-534	.309	419-602	.696	371-722	1093	36.4	474-5	336	486	58	294	1802	60.1
2009-10	28	5600	518-1539	.337	139-514	.270	320-464	.690	335-666	1001	35.8	505-14	293	528	64	195	1495	53.4
2010-11	29	5800	515-1490	.346	154-555	.277	308-439	.702	271-683	954	32.9	520-8	311	566	87	200	1492	51.4
2011-12	29	5825	534-1564	.341	99-434	.228	356-524	.679	348-738	1086	37.4	480-10	313	525	65	171	1523	52.5
2012-13	29	5800	629-1671	.376	162-556	.291	302-416	.726	313-805	1118	38.6	463-12	400	469	74	170	1722	59.4
2013-14	29	5800	647-1703	.380	136-472	.288	410-606	.677	372-767	1139	39.3	618-11	346	460	59	163	1840	63.4
2014-15	29	5824	662-1734	.382	130-467	.278	301-497	.606	357-768	1125	38.8	539-9	327	443	86	228	1755	60.5
2015-16	30	6050	783-1923	.407	144-499	.289	413-590	.700	453-849	1302	43.4	558-10	427	493	95	240	2123	70.8
2016-17	30	6025	833-2009	.415	229-657	.349	322-459	.702	451-753	1204	40.1	565-15	479	433	79	217	2217	73.9
2017-18	31	6250	715-1724	.415	122-404	.302	396-593	.668	392-753	1145	36.9	640-12	372	566	110	297	1948	62.8
2018-19	30	6001	713-1717	.415	136-437	.311	356-525	.678	389-693	1082	36.1	647-7	360	522	120	271	1918	63.9

Division I school records in **bold**

Opponents


Year	G	Min	fg-fga	pct	3fg-3fga	pct	ft-fta	pct	Rebounding			pf	ast	to	blk	stl	pts	avg
									off-def	tot	avg							
1991-92	28	5600	673-1663	.405	128-394	.324	374-543	.687	393-673	1066	38.1	468	422	515	107	219	1847	66.0
1992-93	26	5200	619-1419	.436	123-469	.333	356-513	.694	317-660	977	37.6	422	412	521	76	201	1717	66.0
1993-94	27	5400	650-1615	.402	122-435	.280	340-504	.675	390-683	1073	39.7	545	358	496	67	192	1762	65.3
1994-95	27	5650	696-1667	.425	148-448	.330	399-547	.729	355-686	1041	38.6	490	448	482	55	243	1903	70.5
1995-96	27	5400	745-1723	.432	151-434	.348	344-536	.642	412-708	1120	41.5	522	443	503	N/A	202	1985	73.5
1996-97	26	5225	666-1603	.415	139-403	.345	411-570	.721	396-689	1085	41.7	456	404	419	67	259	1882	72.4
1997-98	27	5550	734-1683	.436	135-381	.354	386-540	.681	386-681	1067	39.5	552	469	480	81	293	1971	73.0
1998-99	28	5650	682-1737	.393	126-420	.300	383-548	.699	422-676	1098	39.2	557	395	536	69	240	1873	66.9
1999-00	28	5675	762-1755	.434	161-432	.372	324-460	.704	385-648	1033	36.9	561	453	518	90	260	2009	71.8
2000-01	27	5450	683-1563	.437	128-360	.356	365-514	.710	299-630	929	34.4	553	391	536	65	232	1859	68.9
2001-02	28	5650	717-1716	.418	153-418	.366	320-444	.721	333-629	962	34.4	501	375	506	77	238	1907	68.1
2002-03	30	6075	746-1708	.473	96-301	.319	477-678	.704	343-742	1085	36.2	579	428	687	76	271	2065	68.8
2003-04	29	5850	674-1568	.430	99-323	.307	473-685	.691	312-756	1068	36.8	525	341	605	59	253	1920	66.2
2004-05	30	6075	618-1572	.393	110-334	.329	499-736	.678	300-735	1035	34.5	526	326	673	67	268	1845	61.5
2005-06	31	6300	782-1835	.399	121-381	.318	502-707	.710	309-751	1060	34.2	583	313	559	92	215	1969	63.5
2006-07	32	6475	690-1876	.368	163-547	.298	428-584	.733	357-741	1098	34.3	594	349	440	75	234	1971	61.6
2007-08	32	6475	637-1626	.392	170-545	.312	364-521	.699	331-821	1152	36.0	557	400	593	112	191	1808	56.5
2008-09	30	6025	645-1586	.407	149-521	.291	325-511	.626	331-761	1092	36.4	553	371	565	92	230	1764	58.8
2009-10	28	5600	615-1520	.405	184-571	.322	410-588	.697	351-769	1120	40.0	505	397	500	89	245	1824	65.1
2010-11	29	5800	638-1628	.392	185-597	.310	428-604	.709	405-776	1181	40.7	485	439	494	99	301	1889	65.1
2011-12	29	5825	665-1676	.397	154-498	.309	377-542	.696	363-778	1141	39.3	489	353	415	88	241	1861	64.2
2012-13	29	5800	666-1765	.377	149-508	.293	359-518	.693	382-797	1179	40.7	434	353	411	96	230	1840	63.4
2013-14	29	5800	680-1667	.408	144-455	.316	513-683	.751	311-798	1109	38.2	559	368	398	103	191	2017	69.6
2014-15	29	5824	715-1729	.414	124-422	.294	348-527	.660	350-832	1182	40.8	492	360	439	87	189	1902	65.6
2015-16	30	6050	756-1903	.397	207-601	.344	388-561	.692	366-778	1144	38.1	537	403	451	78	219	2107	70.2
2016-17	30	6025	780-1865	.418	194-583	.333	395-552	.716	389-787	1176	39.2	480	438	462	96	212	2149	71.6
2017-18	31	6250	647-1677	.386	182-577	.315	458-657	.697	371-714	1085	36.9	554	380	563	74	275	1934	62.4
2018-19	30	6001	648-1642	.395	175-533	.328	490-692	.708	399-683	1082	36.1	525	344	525	89	238	1961	65.4

Points

<u>Year</u>	<u>Player</u>	<u>Pts</u>	<u>Avg</u>
1991-92	Renee Rogliardi	448	16.0
1992-93	Gray C. Harris	342	13.2
1993-94	Gray C. Harris	491	18.2
1994-95	Gray C. Harris	630	24.2
1995-96	Gray C. Harris	713	26.4
1996-97	Jamie Koester	305	15.3
1997-98	Jamie Koester	330	12.2
1998-99	Paula Corder-King	411	14.7
1999-00	Paula Corder-King	418	15.5
2000-01	Lori Chase	397	14.7
2001-02	Lori Chase	463	16.5
2002-03	Kenja White	418	13.9
2003-04	Kenja White	332	11.4
2004-05	Tatiana Conceicao	527	17.6
2005-06	Tatiana Conceicao	601	19.4
2006-07	Sonya Daugherty	425	14.2
2007-08	Missy Whitney	399	14.3
2008-09	Sonya Daugherty	345	12.3
2009-10	Katie Norman	202	7.2
2010-11	Katie Norman	257	8.9
	Brittany Harriel	257	8.9
2011-12	Brittany Harriel	296	10.2
2012-13	Bailie Roberts	320	11.0
2013-14	Patricia Mack	286	9.9
2014-15	Jasmine Robinson	354	12.2
2015-16	Bri Mitchell	365	13.5
2016-17	Bri Mitchell	480	16.0
2017-18	Tesia Thompson	398	12.8
2018-19	Tesia Thompson	529	18.2

Scoring Average

<u>Year</u>	<u>Player</u>	<u>Pts</u>	<u>Avg</u>
1991-92	Renee Rogliardi	448	16.0
1992-93	Gray C. Harris	342	13.2
1993-94	Gray C. Harris	491	18.2
1994-95	Gray C. Harris	630	24.2
1995-96	Gray C. Harris	713	26.4
1996-97	Jamie Koester	305	15.3
1997-98	Jamie Koester	330	12.2
1998-99	Paula Corder-King	411	14.7
1999-00	Paula Corder-King	418	15.5
2000-01	Lori Chase	397	14.7
2001-02	Lori Chase	463	16.5
2002-03	Kenja White	418	13.9
2003-04	Kenja White	332	11.4
2004-05	Tatiana Conceicao	527	17.6
2005-06	Tatiana Conceicao	601	19.4
2006-07	Sonya Daugherty	425	14.2
2007-08	Missy Whitney	399	14.3
2008-09	Tarina Nixon	340	12.6
2009-10	Bailie Roberts	198	9.0
2010-11	Katie Norman/ Brittany Harriel	257	8.9



Gray C. Harris led Southeast in scoring and rebounding in all four of her seasons on

2011-12	Brittany Harriel	296	10.2
2012-13	Bailie Roberts	320	11.0
2013-14	Patricia Mack	286	9.9
2014-15	Jasmine Robinson	354	12.2
2015-16	Olivia Hackmann	148	16.4
2016-17	Bri Mitchell	480	16.0
2017-18	Tesia Thompson	398	12.8
2018-19	Tesia Thompson	529	18.2

Rebounds

<u>Year</u>	<u>Player</u>	<u>Reb</u>	<u>Avg</u>
1991-92	Renee Rogliardi	251	9.0
1992-93	Gray C. Harris	230	8.8
1993-94	Gray C. Harris	290	10.7
1994-95	Gray C. Harris	239	9.2
1995-96	Gray C. Harris	241	8.9
1996-97	Kim Palmer	191	7.3
1997-98	Jamie Koester	234	8.7
1998-99	Pam Iversen	218	7.8
1999-00	Pam Iversen	148	7.8
2000-01	Pam Iversen	197	7.3
2001-02	Pam Iversen	207	7.4
2002-03	Lori Chase	179	6.0
2003-04	Chandra Brown	184	6.3
2004-05	Chandra Brown	216	7.2
2005-06	Tatiana Conceicao	219	7.1
2006-07	Lachelle Lyles	527	17.0
2007-08	Missy Whitney	207	7.4
2008-09	Crysta Glenn	243	8.1
2009-10	Lesley Adams	150	5.4
2010-11	Brittany Harriel	194	6.7
2011-12	Brittany Harriel	201	6.9
2012-13	Patricia Mack	270	9.3
2013-14	Patricia Mack	300	10.3

2014-15	Connor King	237	8.2
2015-16	Deja Jones	194	6.5
2016-17	Adrianna Murphy	163	5.4
	Deja Jones	163	6.0
2017-18	Deja Jones	172	5.7
2018-19	Tesia Thompson	219	7.6

Rebounding Average

<u>Year</u>	<u>Player</u>	<u>Reb</u>	<u>Avg</u>
1991-92	Renee Rogliardi	251	9.0
1992-93	Gray C. Harris	230	8.8
1993-94	Gray C. Harris	290	10.7
1994-95	Gray C. Harris	239	9.2
1995-96	Gray C. Harris	241	8.9
1996-97	Jamie Koester	148	7.4
1997-98	Jamie Koester	234	8.7
1998-99	Pam Iversen	218	7.8
1999-00	Pam Iversen	148	7.8
2000-01	Pam Iversen	197	7.3
2001-02	Pam Iversen	207	7.4
2002-03	Lori Chase	179	6.0
2003-04	Chandra Brown	184	6.3
2004-05	Chandra Brown	216	7.2
2005-06	Tatiana Conceicao	219	7.1
2006-07	Lachelle Lyles	527	17.0
2007-08	Missy Whitney	207	7.4
2008-09	Crysta Glenn	243	8.1
2009-10	Lesley Adams/ Patricia Mack	150	5.4
		145	5.4
2010-11	Brittany Harriel	194	6.7
2011-12	Brittany Harriel	201	6.9
2012-13	Patricia Mack	270	9.3
2013-14	Patricia Mack	300	10.3
2014-15	Connor King	237	8.2
2015-16	Erin Bollmann	193	6.7
2016-17	Olivia Hackmann	122	6.4
2017-18	Deja Jones	172	5.7
2018-19	Tesia Thompson	219	7.6

Assists

<u>Year</u>	<u>Player</u>	<u>Ast</u>	<u>Avg</u>
1991-92	Erica Musgrow	124	4.4
1992-93	Erica Musgrow	100	3.8
1993-94	Tonia Harris	111	4.1
1994-95	Julie Meier	89	3.6
1995-96	Dawn Massani	132	5.3
1996-97	Sarah Frazier	51	2.0
1997-98	Moneik Campbell	86	3.4
1998-99	Rusty Sowers	69	2.5
1999-00	Moneik Campbell	91	3.4
2000-01	Christine Rathke	71	2.6
2001-02	LaShelle Porter	95	3.4
2002-03	Sarah Costello	97	3.9
2003-04	Sarah Costello	144	5.0
2004-05	Wanika Owsley	100	3.3

2005-06 Wanika Owsley	98	3.2
2006-07 Tarina Nixon	103	3.2
2007-08 Tarina Nixon	86	2.8
2008-09 Sonya Daugherty	88	3.1
2009-10 Bianca Beck	77	2.8
2010-11 Jasmine Davis	49	1.9
2011-12 Bianca Beck	102	3.5
2012-13 Jordan Hunter	115	4.0
2013-14 Jordan Hunter	99	3.4
2014-15 Brianna Mitchell	73	2.5
2015-16 Adrianna Murphy	144	4.8
2016-17 Adrianna Murphy	174	5.8
2017-18 Adrianna Murphy	168	5.4
2018-19 Adrianna Murphy	106	3.5

Steals

Year	Player	Stl	Avg
1991-92	Renee Rogliardi	55	2.0
1992-93	Gray C. Harris	68	2.6
1993-94	Gray C. Harris	54	2.0
1994-95	Gray C. Harris	69	2.7
1995-96	Gray C. Harris	69	2.6
1996-97	Jamie Koester	39	2.0
1997-98	Jamie Koester	49	1.8
1998-99	Moneik Campbell	53	2.0
1999-00	Moneik Campbell	42	1.6
2000-01	LaShelle Porter	60	2.2
2001-02	Veronica Benson	50	1.8
2002-03	Sarah Costello	69	2.8
2003-04	Kenja White	48	1.7
2004-05	Tatiana Conceicao	73	2.4
2005-06	Katrisha Dunn	54	1.7
2006-07	Tarina Nixon	52	1.7
2007-08	Tarina Nixon	59	1.9
2008-09	Lauren Sharpe	60	2.1
2009-10	Bianca Beck	30	1.1
2010-11	Bianca Beck	39	1.3
2011-12	Bianca Beck	35	1.2
2012-13	Jordan Hunter	34	1.2
2013-14	Patricia Mack	27	0.9
2014-15	Erin Bollmann	54	1.9
2015-16	Adrianna Murphy	59	1.9
2016-17	Adrianna Murphy	65	2.2
2017-18	Adrianna Murphy	88	2.8
2018-19	Adrianna Murphy	62	2.1

Blocked Shots

Year	Player	Blk	Avg
1991-92	Renee Rogliardi	37	1.3
1992-93	Julie Meier	15	0.6
	Dawn Westman	15	0.6
1993-94	Alison Morris	10	0.5
1994-95	Kim Palmer	23	0.9
1995-96	Kim Palmer	35	1.3
1996-97	Kim Palmer	33	1.3
1997-98	Jamie Koester	35	1.3



Tatiana Conceicao set Southeast's Division I record with 73 steals in the 2004-05 season.

1998-99	Pam Iversen	33	1.2
1999-00	Allison Iversen	39	1.4
2000-01	Pam Iversen	18	0.7
2001-02	Pam Iversen	46	1.6
2002-03	Kenja White	7	0.2
2003-04	Chandra Brown	26	0.9
2004-05	Chandra Brown	49	1.6
2005-06	Tatiana Conceicao	17	0.5
2006-07	Missy Whitney	45	1.4
2007-08	Missy Whitney	40	1.4
2008-09	Lauren Sharpe	13	0.5
2009-10	Katie Norman	15	0.5
2010-11	Courtney Shiffer	36	1.2
2011-12	Courtney Shiffer	21	0.7
2012-13	Courtney Shiffer	16	0.7
2013-14	Kara Wright	12	0.4
2014-15	Olivia Hackmann	23	0.8
2015-16	Connor King	25	0.8
2016-17	Mandy Madden	33	1.1
2017-18	LaTrese Saine	44	1.4
2018-19	Kennedi Allen	29	1.0

Field Goals Made

Year	Player	FG	Avg
1991-92	Renee Rogliardi	181	6.5
1992-93	Julie Meier	129	5.0
1993-94	Gray C. Harris	167	6.2
1994-95	Gray C. Harris	231	8.9
1995-96	Gray C. Harris	255	9.4
1996-97	Kim Palmer	131	5.0
1997-98	Jamie Koester	120	4.4
1998-99	Pam Iversen	130	4.6
1999-00	Paula Corder-King	145	5.4
2000-01	Veronica Benson	131	4.9
2001-02	Pam Iversen/ Veronica Benson	148	5.3
2002-03	Carina Souza	147	4.9

2003-04	Chandra Brown	119	4.1
2004-05	Tatiana Conceicao	184	6.1
2005-06	Tatiana Conceicao	199	6.4
2006-07	Sonya Daugherty	150	5.0
2007-08	Sonya Daugherty	129	4.2
2008-09	Sonya Daugherty	118	4.2
2009-10	Baillie Roberts/ Katie Norman	73	3.3
	Katie Norman	73	2.6
2010-11	Brittany Harriel	94	3.2
2011-12	Brittany Harriel/ Baillie Roberts	115	4.0
2012-13	Baillie Roberts	119	4.1
2013-14	Olivia Hackmann	111	3.8
2014-15	Jasmine Robinson	129	4.4
2015-16	Erin Bollmann	145	5.0
2016-17	Bri Mitchell	179	6.0
2017-18	Tesia Thompson	137	4.4
2018-19	Tesia Thompson	182	6.3

Field Goal% (Minimum 75 Made)

Year	Player	FG% (FG-ATT)
1991-92	Alison Morris	52.3% (78-149)
1992-93	Roberta Granderson	44.5% (98-220)
1993-94	Gray C. Harris	49.4% (167-338)
1994-95	Gray C. Harris	52.6% (231-439)
1995-96	Kim Palmer	48.2% (105-218)
1996-97	Kim Palmer	47.5% (131-276)
1997-98	Tajuana White	53.1% (102-192)
1998-99	Pam Iversen/ Tajuana White	51.6% (130-252)
	Tajuana White	51.6% (97-188)
1999-00	Pam Iversen	52.1% (100-192)
2000-01	Pam Iversen	60.2% (100-166)
2001-02	Pam Iversen	56.9% (148-260)
2002-03	Carina Souza	53.1% (147-277)
2003-04	Chandra Brown	50.4% (119-236)
2004-05	Chandra Brown	52.0% (103-198)
2005-06	Tatiana Conceicao	48.4% (199-411)
2006-07	Lachelle Lyles	44.0% (88-200)
2007-08	Missy Whitney	42.4% (120-283)
2008-09	Lauren Sharpe	42.9% (79-184)
2009-10	N/A	
2010-11	Brittany Harriel	42.0% (94-224)
2011-12	Brittany Harriel	46.0% (115-250)
2012-13	Kara Wright	45.5% (92-202)
2013-14	Patricia Mack	40.2% (100-249)
2014-15	Erin Bollmann	47.9% (114-238)
2015-16	Deja Jones	67.2% (88-131)
2016-17	Deja Jones	59.7% (83-139)
2017-18	Deja Jones	68.1% (109-160)
2018-19	Jocelyn Taylor	49.7% (94-189)

Three-Pointers Made

Year	Player	3FG	Avg
1991-92	Julie Meier	8	0.3
1992-93	Julie Meier	52	2.0
1993-94	Julie Meier	68	2.5
1994-95	Julie Meier	49	2.0
1995-96	Sarah Miller	41	1.6

1996-97	Jamie Koester	26	1.3
1997-98	Rusty Sowers	51	2.0
1998-99	Rusty Sowers	59	2.1
1999-00	Paula Corder-King	59	2.2
2000-01	Tiffany Melis	34	1.3
2001-02	Lori Chase	30	1.1
2002-03	Yashika Sidbury	51	1.7
2003-04	Sami Jo Cotton	67	2.3
2004-05	Natalie Purcell	55	1.8
2005-06	Natalie Purcell	68	2.2
2006-07	Tarina Nixon	56	1.8
2007-08	Tarina Nixon	36	1.2
2008-09	Tarina Nixon	47	1.7
2009-10	Shelah Fields	28	1.2
2010-11	Katie Norman	31	1.1
2011-12	Allyson Bradshaw/ Karley Evans	34	1.2
2012-13	Allyson Bradshaw	48	1.8
2013-14	Allyson Bradshaw	42	1.4
2014-15	Allyson Bradshaw	39	1.4
2015-16	Hannah Noe	41	1.4
2016-17	Hannah Noe	69	2.4
2017-18	Ashton Luttrull	57	1.8
2018-19	Carrie Shephard	73	2.4

Three-Point% (Minimum 30 Made)

Year	Player	3FG% (3FG-ATT)
1991-92	N/A	
1992-93	Julie Meier	45.6% (52-114)
1993-94	Julie Meier	46.3% (68-147)
1994-95	Julie Meier	44.1% (49-111)
1995-96	Sarah Miller	36.0% (41-114)
1996-97	N/A	
1997-98	Rusty Sowers	36.2% (51-141)
1998-99	Paula Corder-King	43.1% (56-130)
1999-00	Kristy Roherty	46.2% (42-91)
2000-01	Tiffany Melis	35.1% (34-97)
2001-02	Lori Chase	38.0% (30-79)
2002-03	Yashika Sidbury	35.4% (51-144)
2003-04	Sami Jo Cotton	36.8% (67-182)
2004-05	Brandi Russia	38.9% (51-131)
2005-06	Tarina Nixon	40.5% (30-74)
2006-07	Tarina Nixon	40.9% (56-137)
2007-08	Tarina Nixon	31.0% (36-116)
2008-09	Tarina Nixon	37.3% (47-126)
2009-10	N/A	
2010-11	Katie Norman	27.2% (31-114)
2011-12	Allyson Bradshaw	29.1% (34-117)
2012-13	Allyson Bradshaw	33.3% (48-144)
2013-14	Allyson Bradshaw	32.3% (42-130)
2014-15	Allyson Bradshaw	30.0% (39-130)
2015-16	Hannah Noe	28.7% (41-143)
2016-17	Lakyn Gulley	41.5% (39-94)
2017-18	Kaley Leyhue	30.8% (37-120)
2018-19	Adrianna Murphy	34.2% (26-76)



Paula Corder-King made an amazing 111-of-118 free throws in the 1998-99 season, best

Free Throws Made


Year	Player	FT	Avg
1991-92	Renee Rogliardi	85	3.0
1992-93	Gray C. Harris	86	3.3
1993-94	Gray C. Harris	156	5.8
1994-95	Gray C. Harris	167	6.4
1995-96	Gray C. Harris	202	7.5
1996-97	Dana Hawkins	68	2.7
1997-98	Moneik Campbell	72	2.9
1998-99	Paula Corder-King	111	4.0
1999-00	Lori Chase	95	3.4
2000-01	Lori Chase	181	6.7
2001-02	Lori Chase	151	5.4
2002-03	Lori Chase	127	4.2
2003-04	Sarah Costello	76	2.6
2004-05	Tatiana Conceicao	148	4.9
2005-06	Tatiana Conceicao	171	5.5
2006-07	Missy Whitney	135	4.2
2007-08	Missy Whitney	139	5.0
2008-09	Crysta Glenn	119	4.0
2009-10	Bianca Beck	62	2.2
2010-11	Courtney Shiffer	49	1.7
2011-12	Bianca Beck	86	3.0
2012-13	Jordan Hunter	60	2.1
2013-14	Patricia Mack	65	2.2
2014-15	Jasmine Robinson	86	3.0
2015-16	Bri Mitchell	104	3.9
2016-17	Bri Mitchell	103	3.4
2017-18	Tesia Thompson	118	3.8
2018-19	Tesia Thompson	150	5.2

Free Throw% (Minimum 50 Made)

Year	Player	FT% (FT-ATT)
1991-92	Renee Rogliardi	70.8% (85-120)
1992-93	Dawn Westman	78.1% (50-64)

1993-94	Julie Meier	85.2% (52-61)
1994-95	Gray C. Harris	68.2% (167-245)
1995-96	Gray C. Harris	73.2% (202-276)
1996-97	Dana Hawkins	74.7% (68-91)
1997-98	Dana Hawkins	68.2% (51-74)
1998-99	Paula Corder-King	94.1% (111-118)
1999-00	Paula Corder-King	93.2% (69-74)
2000-01	Lori Chase	85.0% (181-213)
2001-02	Lori Chase	80.3% (151-188)
2002-03	Yashika Sidbury	84.7% (50-59)
2003-04	Sarah Costello	73.8% (76-103)
2004-05	Tatiana Conceicao	70.5% (148-210)
2005-06	Tatiana Conceicao	75.3% (171-227)
2006-07	Missy Whitney	79.9% (135-169)
2007-08	Tarina Nixon	79.5% (70-88)
2008-09	Tarina Nixon	76.8% (73-95)
2009-10	Jasmine Davis	87.7% (57-65)
2010-11	N/A	
2011-12	Brittany Harriel	76.6% (59-77)
2012-13	Jordan Hunter	83.3% (60-72)
2013-14	Allyson Bradshaw	83.3% (50-60)
2014-15	Jasmine Robinson	55.5% (86-155)
2015-16	Imani Johnson	81.6% (71-87)
2016-17	Bri Mitchell	73.0% (103-141)
2017-18	Ashton Luttrull	92.6% (52-56)
2018-19	Tesia Thompson	73.5% (150-204)

YEAR BY YEAR



Donna Enlow

0-10 (.000) - 1 Season

1975-76 0-10

Southern Illinois	L, 20-70
Missouri	L, 44-95
Missouri State	L, 44-95
Forest Park	L, 43-47
Northwest Missouri	L, 21-116
Central Missouri	L, 16-107
UMSL	L, 31-71
Meramec	L, 61-66
Forest Park	L, 43-68
Northeast Missouri	L, 47-78



Amy Spence

26-69 (.274) - 4 Seasons

1976-77 2-18

Union	L, 30-113
Memphis State	L, 29-93
UT Martin	L, 47-66
Murray State	L, 47-105
Central Missouri	L, 42-105
Missouri	L, 39-97
UT Martin	L, 33-83
Northwest Missouri	L, 30-92
Memphis State	L, 24-109
Murray State	L, 38-63
UMSL	L, 34-70
Northeast Missouri	L, 39-56
Danville !	W, 42-40
Meramec !	L, 51-57
Lincoln	L, 52-58
Missouri State	L, 38-93
Forest Park	W, 64-47
Meramec	L, 55-79
Missouri	L, 55-89

! = Meramec Classic

1977-78 6-20

N10	Meramec	L*
N12	Union	L, 30-98
N18	at Saint Louis	L, 58-67
N19	Northwest Missouri	L, 44-90
N29	at Meramec	L*
D1	UT Martin	L, 35-74
D3	Missouri-Rolla	L, 41-99
D7	Southern Illinois	W, 42-36
D9	at Missouri-Rolla	L*
D10	at Central Missouri	L, 37-111
J9	Meramec	W*
J13	Christian Brothers	L, 50-57
J14	Northwestern (Tenn.)	L, 43-51
J16	Meramec	W*
J18	Lincoln	L, 54-56
J20	at SIU Edwardsville	L, 58-67
J24	at UT Martin	L, 47-67
J25	at Forest Park	W*
J28	Missouri State	L, 49-73
J31	at UMSL	W, 63-46
F1	at Northeast Missouri	L, 47-76
F3	at Forest Park	W*
F11	at Lincoln	L, 44-77
F14	at Forest Park	L, 49-55
F16	SIU Edwardsville	L, 53-59
F21	at Southern Illinois	L*

* = Game results not available

1978-79 11-15

N15	at William Woods	L, 62-85
N18	at Missouri State	L, 67-69
N24	Eastern Illinois #	L, 50-56
N25	Washburn #	W, 73-56
N26	Missouri Southern #	W, 73-66
N27	at Central Methodist	W, 82-48
N28	at Missouri	L, 36-101
D1	Missouri-Rolla	L, 49-58
D5	SIU Edwardsville	L, 61-62
D8	Central Missouri	L, 41-82
D9	Northwest Missouri	L, 41-75
D13	Saint Louis	L, 54-66
D20	Forest Park	W, 71-46
	William Woods	L, 50-78
	SIU Edwardsville	W, 53-50
	Meramec	W, 61-59
	UT Martin	L, 48-73
	McKendree	W, 85-36
	Belleville Area C.C.	L, 58-67
J23	UMSL	W, 67-58
J26	at Christian Brothers	W, 61-55
J27	at Southwestern	W, 65-39
F1	at Saint Louis	L, 49-73
F2	at Missouri-Rolla	L, 50-71
F13	Meramec	W, 61-59
F14	at Greenville	L, 57-63

= Woods Owl Classic

1979-80 8-16

N10	Arkansas State	L, 36-53
N13	at Lincoln	L, 53-61
N16	at Saint Louis	L, 57-79
N20	at Missouri-Rolla	L, 60-69
N23	Washburn \$	L, 58-73
N23	Tabor \$	W, 57-51
N24	Langston	L, 62-77
D1	at Christian Brothers	L, 93-103
D4	UT Martin	L, 61-64
D8	Southwestern (Tenn.)	W, 69-47
D8	SIU Edwardsville	W, 77-53
D29	Chicago State	W, 84-53
J7	Elmhurst %	W, 77-36
J8	State Francis %	L, 53-68
J12	at SIU Edwardsville	W, 59-57
J19	Lincoln	L, 59-60

J21	UMSL	W, 56-53
J24	at Washington	W, 63-30
J26	William Woods	L, 49-54
J28	Missouri-Rolla	L, 49-71
J30	at UMSL	L, 35-60
F1	Missouri State	L, 54-63
F6	at William Woods	L, 42-90
F8	Saint Louis	L, 61-78

\$ = Woods Owl Classic
% = Chicago Shootout



Angela Beck

53-34 (.609) - 3 Seasons

1980-81 9-15

N14	Lincoln	L, 70-82
N15	at Arkansas State	L, 65-94
N18	Missouri State	L, 69-84
N21	at Southern Illinois	L, 58-93
N22	SIU Edwardsville	W, 99-76
N24	Missouri-Rolla	W, 60-57
D5	at Northeast Missouri	L, 51-90
D6	William Woods	L, 53-71
D10	at ISU-Evansville	W, 86-75
J8	Carthage *	W, 67-65
J9	SIU Edwardsville ^	L, 67-71
J17	McKendree	W, 93-55
J21	UMSL	W, 83-66
J24	at Christian Brothers	L, 73-79
J28	at Evansville	W, 70-68
J30	at Saint Louis	L, 54-71
F3	at William Woods	L, 51-62
F6	at Lincoln	L, 60-73
F9	Missouri-Rolla	L, 56-57
F13	at Evangel	L, 47-66
F18	at UMSL	L, 47-70
F20	at MacMurray	W, 92-49
F21	at Illinois College	W, 84-47
M2	William Woods	L, 56-58

^ = NIU Tourn. (Dekalb, Ill.)

1981-82 23-11

N19	Christian Brothers	W, 64-60
N21	SIU Edwardsville	W, 75-71
N24	William Woods	W, 76-51
N27	Belmont*	L, 65-66
N28	Missouri-Rolla*	W, 83-68
N29	UMSL*	L, 69-72
N30	Saint Louis	W, 69-63
D1	at Lincoln	W, 78-39
D4	at Missouri-Rolla	W, 73-64
D6	Southern Illinois	L, 55-68
D9	at UMSL	W, 80-63
D11	at Missouri Southern	W, 75-70
J14	Carthage #	W, 75-56
J15	Northern Illinois #	L, 44-91
J16	North Central #	L, 60-77
J18	at William Woods	W, 64-44
J20	Lincoln	W, 82-59

J22	Eastern Illinois \$	L, 66-81
J23	Wright State \$	W, 90-55
J29	Missouri State	W, 84-68
F2	Northeast Missouri	W, 82-55
F3	UMSL	W, 70-63
F6	at Christian Brothers	L, 63-68
F10	at Northwest Missouri	L, 60-85
F12	Evangel	W, 76-48
F13	Missouri-Rolla	W, 84-62
F16	Evansville	W, 101-65
F18	ISU-Evansville	W, 97-65
F23	McKendree	W, 77-58
F25	UMSL	W, 56-45
F26	Northeast Missouri	L, 70-72

AIAW Division II Tournament

M10	Morehead State	W, 60-46
M11	North Dakota State	L, 70-85
M12	Northern Iowa	L, 56-59

* = UMSL Tourn. (State Louis, Mo.)
= NIU Tourn. (Dekalb, Ill.)
\$ = EIU Tourn. (Charleston, Ill.)

1982-83 21-8, 10-2 MIAA

N27	Stetson @	W, 78-51
N28	UT Martin @	L, 72-82 (ot)
N30	Christian Brothers	W, 60-57
D4	Kentucky Wesleyan	W, 75-51
D8	at Evansville	L, 58-63
D11	at Mississippi State	L, 44-77
D28	Milikin #	W, 88-59
D29	Augustana #	W, 86-70
D31	Florida Int'l #	W, 81-67
J2	Western Illinois #	W, 76-64
J7	SIU Edwardsville	W, 78-60
J8	at Christian Brothers	L, 58-69
J12	at UMSL	W, 74-61
J15	Northeast Missouri	W, 74-67
J19	at ISU-Evansville	W, 77-46
J22	Central Missouri	L, 85-93
J26	at Missouri-Rolla	W, 87-54
J28	Saint Louis	W, 77-45
J29	Lincoln	W, 81-66
F2	Northwest Missouri	W, 87-59
F5	Northeast Missouri	W, 75-66
F12	at Central Missouri	L, 46-70
F16	Missouri-Rolla	W, 80-44
F19	at Lincoln	W, 68-60
F23	at Northwest Missouri	W, 77-59
F26	UMSL	W, 96-60

MIAA Tournament

F23	Northwest Missouri	L, 64-66
-----	--------------------	----------

NCAA Division II Tournament


M1	Abilene Christian	Won by forfeit
M3	Central Missouri	L, 50-71

@ = UTM Tourn. (Martin, Tenn.)
= Miami Dial Classic



**PROTECT
THIS HOUSE**

RESULTS



Ed Arnzen

340-202 (627) - 19 Seasons

1983-84

23-6, 10-2 MIAA

N25	Morningside !	W, 71-60
N26	State Cloud State !	W, 69-57
N27	Northwest Missouri !	L, 71-93
N30	Arkansas State	W, 82-74
D6	Union	W, 79-76
D8	at Kentucky Wesleyan	W, 67-49
D10	at SIU Edwardsville	W, 76-52
J4	UIC*	W, 74-61
J5	Nebraska-Omaha*	W, 66-60
J7	Florida International*	W, 74-61
J9	at Arkansas State	L, 56-66
J11	UMSL	W, 90-61
J14	at Northwest Missouri	W, 83-66
J17	ISU-Evansville	W, 88-62
J21	at Central Missouri	W, 80-64
J25	Missouri-Rolla	W, 78-41
J28	at Lincoln	W, 85-68
F1	at Northwest Missouri	L, 81-87
F4	Northeast Missouri	W, 80-50
F8	Evansville	W, 87-64
F11	Central Missouri	L, 82-83
F15	at Missouri-Rolla	W, 90-63
F18	Lincoln	W, 78-58
F22	Northwest Missouri	W, 87-67
F25	at UMSL	W, 83-66

MIAA Tournament

M1	Northwest Missouri	W, 99-77
M3	Central Missouri	L, 65-88

1984-85

18-10, 7-5 MIAA

N26	at ISU-Evansville	W, 68-44
D1	at Eastern Kentucky	L, 64-70
D3	Arkansas State	W, 81-68
D4	at Murray State	L, 64-74
D7	at UT Martin	W, 85-73
D10	McKendree	W, 85-50
D14	SIU Edwardsville	W, 72-58
J2	at State Mary's	W, 75-65
J3	Sul Ross !	W, 69-55
J4	Tarleton !	W, 67-61
J9	Missouri-Rolla	W, 89-41
J12	at Northwest Missouri	L, 74-83
J16	Murray State	L, 64-66
J19	Central Missouri	L, 62-68
J23	UMSL	W, 69-59
J26	Northeast Missouri	W, 87-65
J28	at Union	L, 67-79
J30	at Lincoln	L, 54-67
F2	at Missouri-Rolla	L, 69-72
F6	UT Martin	W, 71-57
F9	Northwest Missouri	W, 68-58
F13	at UMSL	W, 69-64
F16	at Central Missouri	L, 71-84
F18	at SIU Edwardsville	W, 52-46
F20	Lincoln	W, 64-56
F23	at Northwest Missouri	W, 77-75

MIAA Tournament

F27	Northwest Missouri	W, 66-63
M1	Central Missouri	L, 67-72

! = Nebraska-Omaha Tournament (Omaha, Neb.)

1985-86

25-6, 11-1 MIAA

N23	at Rust	L, 58-61
N25	UT Martin	W, 79-68
N29	Morningside #	W, 97-64
N30	Nebraska-Omaha #	W, 70-52
D4	SIU Edwardsville	W, 80-48
D7	Kentucky Wesleyan	W, 93-39
D9	at Millikin	W, 93-67
D10	Southern Indiana	W, 106-41
D12	at UT Martin	W, 71-59
J2	at SE Louisiana	W, 68-61
J3	at SW Louisiana	L, 70-72
J4	at Southern	L, 74-75
J8	at Missouri-Rolla	W, 87-69
J11	Northwest Missouri	W, 88-62
J15	Rust	W, 93-51
J18	at Central Missouri	L, 78-96
J22	at UMSL	W, 70-66
J25	at Northeast Missouri	W, 65-53
J29	Lincoln	W, 92-46
F1	Missouri-Rolla	W, 90-41
F3	at Arkansas State	W, 83-73
F5	at SIU Edwardsville	W, 71-54
F8	at Northwest Missouri	W, 83-71
F12	UMSL	W, 84-56
F15	Central Missouri	W, 79-65
F19	at Lincoln	W, 90-70
F22	Northeast Missouri	W, 80-44

MIAA Tournament

F27	Lincoln	W, 96-75
M1	Central Missouri	L, 69-77

NCAA Division II Tournament

M8	Alaska-Anchorage	W, 80-65
M11	Central Missouri	L, 64-65

= Nebraska-Omaha Tour. (Omaha, Neb.)

1986-87

26-4, 13-1 MIAA

N22	at SIU Edwardsville	W, 55-50
N26	UT Martin	W, 78-59
N29	at Northeastern Illinois	W, 94-59
N30	National College of Education	W, 77-52
D5	Mississippi #	L, 63-72
D6	Alcorn State #	W, 73-49
D8	McKendree	W, 89-46
D9	David Lipscomb	W, 70-48
D13	at USI	W, 62-55
J2	at West Virginia Tech	W, 76-53
J3	at Central Arkansas	L, 64-65
J7	Missouri-Rolla	W, 73-72
J10	at Northwest Missouri	W, 78-66
J14	Southwest Baptist	W, 82-51
J17	Central Missouri	W, 70-65
J19	SIU Edwardsville	W, 83-55
J21	UMSL	W, 75-50
J24	Northeast Missouri	W, 83-38
J26	at UT Martin	W, 67-65
J28	at Lincoln	W, 87-48
J31	at Missouri-Rolla	W, 71-67
F3	at Southwest Baptist	W, 84-45
F7	Northwest Missouri	W, 67-51
F11	at UMSL	W, 72-55
F14	at Central Missouri	L, 51-72
F18	Lincoln	W, 72-49
F21	at Northeast Missouri	W, 67-51

MIAA Tournament

F26	Missouri-Rolla	W, 76-64
F28	Central Missouri	W, 78-55

NCAA Division II Tournament

M7	Central Missouri	L, 62-64
----	------------------	----------

= Ole Miss Dial Classic (Oxford, Miss.)

1987-88

26-4, 13-1 MIAA

N21	at Quincy	W, 91-72
N25	SIU Edwardsville	W, 77-55
N29	National College of Education	W, 99-30
D2	at UT Martin	W, 79-78
D5	Southern Indiana	W, 83-33
D8	Missouri Baptist	W, 106-57
D11	at Christian Bro.	W, 67-38
J5	at Colorado College	W, 74-66
J6	at Metropolitan State	W, 83-57
J8	at Colorado Christian	W, 79-29
J13	at Missouri-Rolla	W, 72-40
J16	at Northwest Missouri	W, 87-79
J20	Southwest Baptist	W, 84-71
J23	Central Missouri	W, 92-85 (ot)
J25	at SIU Edwardsville	L, 57-65
J27	at UMSL	W, 70-64 (ot)
J30	Northeast Missouri	W, 89-59
F1	Quincy	W, 88-56
F3	at Lincoln	W, 74-56
F6	Missouri-Rolla	W, 60-47
F9	at Southwest Baptist	W, 73-56
F11	Northwest Missouri	W, 100-64
F13	UT Martin	W, 73-66
F17	UMSL	W, 77-44
F20	at Central Missouri	L, 59-72
F24	Lincoln	W, 83-48
F27	at Northeast Missouri	W, 90-54

MIAA Tournament

M3	Northeast Missouri	W, 91-53
M5	Central Missouri	L, 68-80

NCAA Division II Tournament

West Texas State	L, 61-64
------------------	----------

1988-89

23-7, 12-2 MIAA

N19	at Delta State	L, 55-74
N21	at Southern Indiana	W, 90-75
N23	at Missouri Baptist	W, 97-50
N28	UT Martin	W, 81-51
D2	Mankato State #	W, 70-46
D3	Northern Kentucky #	L, 54-62
D5	Delta State	W, 65-69
D9	at SIU Edwardsville	L, 66-74
J2	at UT Martin	W, 72-68
J4	at Austin Peay	W, 72-58
J7	at David Lipscomb	W, 86-75
J11	Missouri-Rolla	W, 86-73
J14	Northwest Missouri	W, 71-67
J17	at Southwest Baptist	W, 67-57
J21	at Central Missouri	L, 78-84
J25	UMSL	W, 80-60
J28	at Northeast Missouri	W, 80-51
J30	SIU Edwardsville	W, 87-52
F1	Lincoln	W, 84-67
F4	at Missouri-Rolla	W, 63-54
F6	Quincy	W, 93-74
F8	Southwest Baptist	W, 76-47
F11	at Northwest Missouri	W, 76-59
F15	at UMSL	W, 76-52
F18	Central Missouri	L, 65-72
F22	at Lincoln	W, 92-70
F25	Northwest Missouri	W, 101-44

MIAA Tournament

M2	Missouri-Rolla	W, 68-53
M4	Central Missouri	L, 64-68

NCAA Division II Tournament

M10	West Texas State	L, 70-83
-----	------------------	----------

= Perkins NKU Classic (Highland Hts., Ky.)

1989-90

24-6, 14-2 MIAA

N17	Missouri Baptist	W, 94-65
N20	Quincy	W, 85-68
N25	at Southern Indiana	W, 93-75
N28	at Murray State	L, 68-72
D1	North Carolina Central \$	W, 61-48
D2	J.C. Smith \$	W, 78-43
D7	at Kentucky Wesleyan	L, 70-73
D9	Southern Indiana	W, 93-49
D30	Kentucky Wesleyan	W, 77-43
J4	Washburn	W, 78-57
J6	Northwest Missouri	L, 57-60
J8	at SIU Edwardsville	W, 91-72
J10	UMSL	W, 89-63
J13	at Central Missouri	L, 64-74
J17	Missouri Southern	W, 99-55
J20	at Missouri Western	W, 71-58
J24	Pittsburgh State	W, 88-46
J27	at Southwest Baptist	W, 69-59
J31	at UMSL	W, 87-53
F3	at Missouri-Rolla	W, 75-58
F5	SIU Edwardsville	W, 99-68
F7	at Missouri Southern	W, 80-62
F10	at Northwest Missouri	W, 98-74
F14	at Pittsburgh State	W, 86-63
F17	Southwest Baptist	W, 82-56
F21	Missouri-Rolla	W, 73-53
F24	Lincoln	W, 91-43

MIAA Tournament

M1	Northwest Missouri	W, 86-71
M3	Central Missouri	L, 60-72

NCAA Division II Tournament

M5	Central Missouri	L, 68-79
----	------------------	----------

\$ = J.C. Smith Tournament

1990-91

31-4, 14-2 MIAA

N16	Delta State	W, 90-73
N19	at Oral Roberts	W, 87-69
N26	Murray State	W, 76-56
N28	Oral Roberts	W, 100-61
N30	Indianapolis @	W, 73-57
D1	UT Martin @	W, 78-66
D4	at SIU Edwardsville	L, 57-58
D8	at Delta State	W, 74-73
D29	at Missouri Baptist	W, 86-54
J3	at Washburn	L, 56-60
J5	at Northwest Missouri	W, 65-53
J9	at UMSL	W, 91-67
J12	Central Missouri	L, 56-62
J16	at Missouri Southern	W, 64-51
J19	Missouri Western	W, 78-61
J21	SIU Edwardsville	W, 98-64
J23	at Pittsburgh State	W, 87-69
J26	Southwest Baptist	W, 72-39
J30	UMSL	W, 78-38
F2	Missouri-Rolla	W, 71-56
F4	Missouri Baptist	W, 94-44
F6	Missouri Southern	W, 68-60
F7	Northwest Missouri	W, 95-82
F13	Pittsburgh State	W, 101-49
F16	at SW Baptist	W, 74-58
F20	at Missouri-Rolla	W, 64-52
F23	at Lincoln	W, 81-44

MIAA Tournament

F26	Pittsburgh State	W, 81-74
F28	Washburn	W, 82-51
M2	Central Missouri	W, 85-83

NCAA Division II Tournament

M8	Central Missouri	W, 80-65
M9	West Texas State	W, 71-70
M15	Cal Poly Pomona	W, 82-52
M22	Norfolk State	W, 85-52
M23	North Dakota State	L, 74-81

@ = Othakian Shootout



**PROTECT
THIS HOUSE**

1991-92 16-12, 7-7 OVC (Fourth)		
N22	Missouri	L, 57-68
N26	at Evansville	L, 63-65
N29	at Northeastern Illinois	W, 62-47
N30	at Wisconsin-Milwaukee	W, 65-53
D3	at UMKC	L, 51-70
D10	at Saint Louis	W, 74-54
D12	Chicago State	W, 64-48
D15	Alcorn State	W, 83-54
D31	at Missouri	L, 50-58
J4	Austin Peay*	W, 79-72
J6	Missouri Baptist	W, 81-42
J7	Texas-Pan American	W, 65-53
J11	at Middle Tennessee*	L, 57-81
J13	at Murray State*	W, 74-73
J16	Wisconsin-Milwaukee	W, 85-74
J18	Morehead State*	W, 85-84
J20	Eastern Kentucky*	L, 57-79
J22	Quincy	W, 69-62
J25	at Tennessee Tech*	L, 58-83
J27	at Tennessee State*	L, 44-50
F1	at Austin Peay*	W, 69-68
F8	Tennessee Tech*	L, 71-83
F10	Tennessee State*	W, 70-48
F15	at Eastern Kentucky*	L, 59-78
F17	at Morehead State*	W, 70-69
F22	Murray State*	W, 78-60
F24	Middle Tennessee*	L, 67-82
OVC Tournament		
M9	Tennessee Tech	L, 74-87
* = Ohio Valley Conference Game		

1992-93 13-13, 8-8 OVC (t-Fifth)		
D1	Southern Indiana	L, 86-94
D4	at Chicago State	W, 69-58
D5	at Wisconsin-Milwaukee	L, 60-73
D8	UMSL	W, 81-58
D12	at Texas-Pan American	L, 54-56
D30	at Saint Louis	W, 64-51
J7	Wisconsin-Milwaukee	L, 54-56
J9	at Tennessee State*	L, 59-68
J11	at Austin Peay*	W, 70-63
J13	Northeast Illinois	W, 75-64
J16	Murray State*	W, 70-67
J18	Saint Louis	W, 58-52
J23	Morehead State*	W, 80-75
J25	Eastern Kentucky*	L, 60-66
J28	at UT Martin*	W, 69-50
J30	Middle Tennessee*	L, 58-65
F1	Tennessee Tech*	L, 67-69
F6	UMKC	L, 50-75
F8	at Murray State*	W, 86-72
F13	at Morehead State*	W, 74-62
F15	at Eastern Kentucky*	L, 58-65
F20	Tennessee State*	L, 67-71
F22	Austin Peay*	W, 77-45
F24	UT Martin*	W, 80-56
F27	at Middle Tennessee*	L, 65-75
M1	Tennessee Tech*	L, 53-73
* = Ohio Valley Conference Game		

1993-94 16-11, 9-7 OVC (Fifth)		
N29	Cleveland State	W, 76-57
D1	Kentucky Wesleyan	W, 90-54
D9	Oral Roberts	W, 68-44
D11	at Missouri	L, 60-89
D28	at Western Illinois	L, 70-71
D30	at Saint Louis	W, 59-44
J3	Evansville	W, 88-61
J5	at Oral Roberts	W, 64-54
J8	at Eastern Kentucky*	L, 58-74
J10	at Morehead State*	L, 73-80
J13	Saint Louis	L, 59-63
J15	Tennessee Tech*	W, 70-56
J17	Middle Tennessee*	L, 67-70

J22	Tennessee State*	W, 96-61
J24	UT Martin*	W, 96-61
J29	at Tennessee State*	L, 59-68
J31	at Austin Peay*	W, 76-66
F2	at Murray State*	W, 70-61
F5	Morehead State*	W, 72-54
F7	Eastern Kentucky*	L, 67-83
F12	at Tennessee Tech*	L, 53-71
F14	at Middle Tennessee*	W, 68-64
F19	Murray State*	W, 83-65
F21	at UMKC	W, 84-64
F26	at UT Martin*	W, 84-76
F28	Austin Peay*	L, 69-78
OVC Tournament		
M5	Middle Tennessee	L, 70-71
* = Ohio Valley Conference Game		

1994-95 12-15, 4-12 OVC (Seventh)		
N25	SW Louisiana @	W, 73-60
N26	UT Chattanooga@	W, 57-48
N28	UMKC	W, 63-58
D3	at Saint Louis	L, 54-64
D7	Missouri	L, 58-69
D10	at Cleveland State	W, 71-67
J4	at Oral Roberts	W, 74-55
J7	Eastern Kentucky*	L, 79-86
J9	Morehead State*	W, 81-78
J11	Western Illinois	W, 75-58
J14	at Tennessee Tech*	L, 49-73
J16	at Middle Tennessee*	L, 64-73
J18	Saint Louis	W, 89-69
J21	at Tennessee State*	L, 51-88
J23	at UT Martin*	W, 63-61
J28	Tennessee State*	L, 61-68
J30	Austin Peay*	W, 88-86
F1	Murray State*	L, 77-80
F4	at Morehead State*	W, 87-69
F5	at Eastern Kentucky*	L, 71-78
F11	Middle Tennessee*	L, 67-78
F13	Tennessee Tech*	L, 62-72
F18	at Murray State*	L, 64-65
f20	Oral Roberts	W, 64-45
F25	UT Martin*	L, 89-91
F27	at Austin Peay*	L, 73-82
OVC Tournament		
M4	Tennessee Tech	L, 59-82
* = Ohio Valley Conference Game		
@ = Otahtkian Shootout		

1995-96 14-13, 9-7 OVC (Third)		
N24	Nicholls State @	W, 87-64
N25	UIC @	L, 45-59
D1	Washington State #	L, 50-89
D2	Western Illinois #	W, 83-64
D9	at Missouri	L, 62-75
D30	at Troy State	L, 80-89
J2	Northeast Missouri	W, 79-55
J6	at Eastern Kentucky*	L, 73-79
J8	at Morehead State*	L, 83-95
J11	UT Martin*	W, 86-68
J13	at Middle Tennessee*	L, 64-78
J15	at Austin Peay*	L, 60-81
J20	Tennessee State*	W, 69-48
J22	Tennessee Tech*	W, 87-81
J25	at Western Illinois	L, 57-75
F1	at Murray State*	L, 61-76
F3	Morehead State*	W, 84-79
F5	Eastern Kentucky*	W, 90-82
F8	at UT Martin*	L, 84-86
F10	Austin Peay*	L, 50-64
F12	Middle Tennessee*	W, 82-81
F17	at Tennessee Tech*	W, 63-62
F19	at Tennessee State*	W, 71-68
F22	Murray State*	W, 77-69
F24	Oral Roberts	W, 90-71
F26	Williams Baptist	W, 82-74

OVC Tournament		
M2	Murray State	L, 56-73
* = Ohio Valley Conference Game		
@ = Otahtkian Shootout		
# = Dial Classic		

1996-97 5-21, 3-15 OVC (10th)		
N25	Christian Brothers	L, 57-73
N29	at Wisconsin-Milwaukee	L, 47-55
D2	Missouri	L, 65-103
D6	Tulsa @	W, 66-52
D7	East Tennessee State @	L, 58-61
D12	Troy State	L, 46-75
J2	Oakland City	W, 67-55
J4	at Austin Peay*	L, 58-86
J6	at Tennessee State*	L, 54-82
J9	UT Martin*	L, 53-66
J11	Eastern Kentucky*	L, 55-71
J13	Morehead State*	W, 75-72
J15	at Oral Roberts	L, 50-74
J18	at Middle Tennessee*	W, 74-73 ^{OT}
J20	at Tennessee Tech*	L, 68-83
J23	at Murray State*	L, 50-52
J25	Eastern Illinois*	L, 70-77
F1	Tennessee State*	L, 70-84
F3	Austin Peay*	L, 60-77
F6	Murray State*	W, 66-62
F8	at Morehead State*	L, 68-83
F9	at Eastern Kentucky*	L, 44-81
F15	Tennessee Tech*	L, 67-85
F17	Middle Tennessee*	L, 63-78
F20	at UT Martin*	L, 60-61
F22	at Eastern Illinois*	L, 54-89
* = Ohio Valley Conference Game		
@ = Otahtkian Shootout		

1997-98 8-19, 5-13 OVC (t-Eighth)		
N15	Wisconsin-Milwaukee	L, 56-71
N20	at Missouri	L, 53-76
N25	Western Illinois	W, 70-68
N28	Nevada #	L, 52-69
N29	Texas-El Paso #	L, 50-67
D3	at Tulsa	L, 71-74
D6	Austin Peay*	W, 77-76
D8	Tennessee State*	W, 74-65
D13	Oakland City	W, 65-47
J3	at Morehead State*	L, 95-98 ^{OT}
J5	at Eastern Kentucky*	L, 58-97
J10	Middle Tennessee*	L, 71-89
J12	Tennessee Tech*	L, 60-66
J14	at Tennessee State*	L, 39-73
J17	at Murray State*	W, 74-65
J19	at UT Martin*	L, 58-80
J24	Eastern Illinois*	W, 48-41
J31	Eastern Kentucky*	L, 77-86
F2	Morehead State*	W, 82-74 ^{OT}
F4	at Austin Peay*	L, 58-69
F7	at Middle Tennessee*	L, 67-95
F9	at Tennessee Tech*	L, 52-65
F11	Belmont	W, 63-61
F14	Murray State*	L, 65-66
F16	UT Martin*	L, 64-79
F21	at Eastern Illinois*	L, 54-72
OVC Tournament		
F24	at Eastern Kentucky	L, 75-92
* = Ohio Valley Conference Game		
# = Holiday Inn Classic		

1998-99 19-9, 13-5 OVC (Fourth)		
N14	Christian Brothers	W, 94-51
N21	at Indiana State	L, 56-81
N24	Missouri	W, 90-71
N27	vs. Alcorn State @	L, 59-66
N28	vs. Texas-Pan American @	W, 77-53
D3	Tulsa	W, 80-63

D5	at Tennessee State*	W, 63-48
D8	Oakland City	W, 81-53
D12	at Austin Peay*	W, 69-55
J2	Eastern Kentucky*	W, 101-93 ^{OT}
J4	Morehead State*	W, 65-58
J7	at Middle Tennessee*	L, 75-82
J9	at Tennessee Tech*	L, 64-82
J12	Austin Peay*	W, 76-56
J14	Murray State*	W, 78-59
J16	UT Martin*	W, 75-55
J21	at Belmont	L, 57-70
J23	at Eastern Illinois*	W, 75-64
J25	at Eastern Kentucky*	L, 61-62
J30	at Morehead State*	W, 104-70
F2	Tennessee State*	W, 74-71
F4	Middle Tennessee*	W, 76-73
F6	Tennessee Tech*	W, 74-70
F11	at Murray State*	L, 63-64
F13	at UT Martin*	L, 70-84
F20	Eastern Illinois*	W, 101-86
OVC Tournament		
F23	Murray State	W, 66-60
F27	Tennessee Tech	L, 62-73
* = Ohio Valley Conference Game		
@ = Chateau Charles Cowgirl Classic		

1999-00 12-16, 7-11 OVC (Seventh)		
N19	vs. Mississippi Valley State !	W, 77-42
N20	at Arkansas State !	L, 69-74
N23	UMKC	W, 70-71 ^{**}
N27	vs. Louisiana Tech #	L, 54-96
N28	at UNLV #	L, 58-69
D2	at Tennessee Tech	L, 61-65
D4	at Middle Tennessee	L, 81-85 ^{OT}
D7	Oakland City	W, 83-72
D10	Indiana State	L, 58-77
J3	at Ark.-Little Rock	W, 80-78 ^{OT}
J6	Tennessee State*	W, 58-46
J8	Austin Peay*	W, 74-72
J13	at UT Martin*	L, 65-71
J15	at Murray State*	L, 49-54
J18	Tennessee Tech*	L, 65-82
J22	Eastern Illinois*	W, 83-70
J27	Morehead State*	W, 85-62
J29	Eastern Kentucky*	W, 87-66
F3	at Tennessee State*	L, 60-65
F5	at Austin Peay*	L, 71-95
F8	Middle Tennessee*	L, 58-67
F10	UT Martin*	L, 64-74
F12	Murray State*	L, 55-66
F16	Belmont	W, 87-72
F19	at Eastern Illinois*	W, 89-75
F24	at Morehead State*	W, 82-76
F26	at Eastern Kentucky*	L, 86-91 ^{OT}
OVC Tournament		
F29	Middle Tennessee	L, 57-76
* = Ohio Valley Conference Game		
! = Arkansas State Lady Indian Invitational		
# = UNLV Lady Rebel Shootout		
** = UMKC played with ineligible players, Southeast was given the win.		

2000-01 14-13, 9-7 OVC (Fourth)		
N17	Missouri Baptist	W, 83-53
N21	at UMKC	W, 65-48
N25	vs. New Mexico State #	L, 58-67
N26	vs. Eastern Washington #	L, 64-67
N29	Lipscomb	L, 60-61
D4	at Mississippi Valley State	L, 63-69 ^{OT}
D6	Oakland City	W, 88-47
D9	at Belmont	W, 81-72
D30	Mississippi Valley State	W, 78-44
J2	Arkansas-Little Rock	L, 55-76
J4	at Tennessee State*	W, 82-80
J6	at Austin Peay*	W, 87-80




PROTECT
THIS HOUSE

J9 Tennessee Tech* L, 79-80
 J11 Murray State* W, 74-66
 J13 UT Martin* W, 79-66
 J20 at Eastern Illinois* W, 77-71
 J27 at Morehead State* W, 67-66
 J29 at Eastern Kentucky* L, 82-89
 F1 Austin Peay* L, 66-67
 F3 Tennessee State* W, 95-84
 F6 at Tennessee Tech* L, 75-89
 F8 at Murray State* L, 61-62
 F10 at UT Martin* W, 80-67
 F17 Eastern Illinois* L, 47-70
 F22 Eastern Kentucky* L, 82-91
 F24 Morehead State* W, 81-61
 OVC Tournament
 F27 UT Martin L, 63-68
 * = Ohio Valley Conference Game
 # = Fresno State Classic

**2001-02
 16-12, 8-8 OVC (Fifth)**

N16 vs. Montana \$ L, 63-78
 N17 at Texas-Pan American \$ W, 72-55
 N20 Oakland City W, 80-66
 N24 Southern Illinois W, 81-70
 N27 at Lipscomb W, 72-58
 N30 Texas A&M-Corpus Christi # W, 70-57
 D1 Missouri # L, 62-80
 D5 at Northern Illinois L, 63-71
 D8 Samford W, 90-41
 J2 Missouri Baptist W, 70-53
 J5 at Eastern Illinois* W, 77-68
 J8 Tennessee Tech* L, 77-80
 J10 Eastern Kentucky* L, 67-94
 J12 Morehead State* L, 70-79
 J14 Tennessee State* W, 77-53
 J17 at UT Martin* W, 64-59
 J19 at Murray State* W, 71-55
 J23 IPFW W, 86-67
 J26 Austin Peay* L, 73-77
 J31 at Tennessee State* L, 79-88^{20T}
 F2 at Tennessee Tech* L, 69-87
 F7 at Morehead State* L, 72-79
 F9 at Eastern Kentucky* L, 73-82
 F14 UT Martin* W, 61-51
 F16 Murray State* W, 72-64
 F18 Eastern Illinois* W, 79-51
 F23 at Austin Peay* W, 80-68
 OVC Tournament
 F26 at Austin Peay L, 67-76
 * = Ohio Valley Conference Game
 # = Texas-Pan American Classic
 \$ = Lady Tiger Tournament



B.J. Smith
 35-41 (.460) - 4 Seasons

**2002-03
 19-11, 11-5 OVC (Second)**

N22 Henderson State W, 85-55
 N26 at Missouri State L, 76-85
 N29 at Wisconsin-Green Bay # L, 49-74
 N30 vs. Quinnipiac # W, 93-87^{20T}
 D5 Lipscomb W, 71-50
 D7 at Samford W, 89-48
 D16 Oakland City W, 90-42
 D20 vs. Indiana State % L, 71-82
 D21 vs. Gardner-Webb % W, 98-63
 D28 at Oklahoma L, 59-87
 J4 Eastern Illinois* W, 74-59
 J11 at Morehead State* W, 83-63
 J13 at Eastern Kentucky* L, 77-88
 J18 Murray State* W, 82-69
 J20 UT Martin* W, 70-49
 J25 at Austin Peay* L, 45-58
 J30 at Eastern Illinois* W, 82-64
 F1 Tennessee Tech* W, 86-80
 F3 Tennessee State* W, 77-64
 F8 Eastern Kentucky* L, 75-81
 F10 Morehead State* W, 78-64
 F12 at IPFW L, 87-90 (OT)
 F15 at Murray State* W, 62-53
 F17 at UT Martin* L, 59-60
 F22 Austin Peay* L, 78-80
 F27 at Tennessee Tech* W, 76-72
 M1 at Tennessee State* W, 81-72
 OVC Tournament
 M4 Eastern Illinois W, 79-76
 M7 vs. Tennessee Tech W, 78-65
 M8 vs. Austin Peay L, 61-85
 * = Ohio Valley Conference Game
 # = UWGB Tournament

**2003-04
 16-13, 10-6 OVC (Fourth)**

N14 vs. Utah # L, 65-76
 N21 Southern Illinois W, 73-64
 N24 at Oklahoma L, 48-83
 N28 vs. Bowling Green @ L, 60-70
 N29 vs. Prairie View A&M @ W, 85-38
 D6 Southern Arkansas W, 84-57
 D15 Northern Illinois W, 59-57
 D20 at Lipscomb L, 47-52
 D23 at Missouri State L, 59-87
 D30 vs. Kansas State \$ L, 42-78
 D31 vs. Alcorn State \$ W, 73-63
 J8 Austin Peay* L, 54-64
 J10 Tennessee Tech* W, 102-90
 J13 at Eastern Illinois* W, 79-66
 J15 Tennessee State* W, 102-45
 J22 at Tennessee Tech* L, 57-65
 J24 at Austin Peay* L, 65-68
 J29 at Jacksonville State* L, 83-95
 J31 at Samford* W, 71-53
 F5 UT Martin* W, 83-60
 F7 Murray State* W, 74-60

F10 Eastern Illinois* W, 77-76
 F14 at Tennessee State* W, 87-58
 F19 Eastern Kentucky* W, 88-78
 F21 Morehead State* W, 88-62
 F26 at Murray State* L, 59-64
 F28 at UT Martin* L, 75-78
 OVC Tournament
 M2 Murray State W, 76-51
 M5 Austin Peay L, 55-72
 * = Ohio Valley Conference Game
 # = Preseason WNIT
 @ = Texas-Corpus Christi Tournament
 \$ = UTSA Classic


**2004-05
 0-8, 0-2 OVC<**

N19 at Oklahoma L, 62-84
 N23 Lyon College W, 105-45
 N26 vs. Texas Southern # W, 90-60
 N27 vs. UIC # W, 85-62
 D1 at Southern Illinois W, 77-56
 D9 at Hawaii @ W, 79-69
 D10 vs. BYU @ L, 52-62
 D18 at UIC L, 76-78
 D22 Missouri State L, 64-73
 D30 Chicago State W, 61-44
 D31 Oakland City W, 74-49
 J6 at Austin Peay* W, 59-56
 J8 at Tennessee Tech* L, 78-80
 J11 Eastern Illinois* W, 87-70
 J13 at Tennessee State* W, 67-59
 J20 Tennessee Tech* W, 62-45
 J22 Austin Peay* W, 84-52
 J27 Jacksonville State* W, 94-51
 J29 Samford* W, 85-49
 F3 at UT Martin* W, 79-56
 F5 at Murray State* W, 60-40
 F8 at Eastern Illinois* W, 71-56
 F12 Tennessee State* W, 74-54
 F17 at Eastern Kentucky* L, 62-66
 F19 at Morehead State* W, 82-70
 2-24 Murray State* W, 86-69
 2-26 UT Martin* W, 76-63
 OVC Tournament
 M1 vs. Samford W, 47-45
 M4 vs. Tennessee Tech W, 71-68
 M5 vs. Eastern Kentucky L, 73-84^{20T}
 * = Ohio Valley Conference Game
 # = Healthpoint Plaza Thanksgiving Classic
 @ = Waikiki Beach Marriott Invitational

**2005-06
 0-9, 0-4 OVC<**

N18 at Texas Tech L, 56-85
 N22 Arkansas Monticello W, 67-38
 N25 vs. Wisconsin-Milwaukee # L, 87-90
 N26 vs. Henderson State # W, 79-66
 N29 Southern Illinois W, 74-63
 D2 at Wisconsin-Milwaukee L, 70-73
 D8 Tennessee State* W, 71-53
 D10 Tennessee Tech* L, 77-81
 D18 at Samford* L, 76-91
 D20 at Jacksonville* W, 83-76
 D28 at East Tennessee L, 74-81
 J2 Eastern Kentucky* W, 84-78
 J5 Eastern Illinois* L, 61-70
 J7 at Murray State* W, 72-62
 J14 Austin Peay* W, 72-54
 J19 at Tennessee State* W, 78-35
 J21 at Tennessee Tech* W, 53-46
 J26 Morehead State* W, 62-50
 J28 Murray State* W, 71-52
 J30 at Austin Peay* W, 73-57
 F4 at UT Martin* W, 67-52
 F9 at Morehead State* W, 58-43
 F11 at Eastern Kentucky* W, 87-86^{20T}

F16 Eastern Illinois* W, 84-76
 F18 at UT Martin* W, 54-49
 F23 Samford* L, 53-57
 F25 Jacksonville* W, 87-72
 OVC Tournament
 F28 vs. Murray State W, 80-49
 M3 vs. Samford W, 59-52
 M4 vs. Tennessee Tech W, 71-50
 NCAA Tournament
 M18 vs. Stanford L, 42-72
 * = Ohio Valley Conference Game
 # = Southeast Hospital Classic



John Ishee
 77-74 (.510) - 5 Seasons

**2006-07
 24-8, 16-4 OVC (First)**

N11 at Tulsa L, 54-67
 N14 Central Arkansas W, 64-60
 N17 Florida State L, 50-64
 N21 Harris-Stowe W, 101-78
 D2 at Baylor L, 47-81
 D7 at Tennessee State* W, 67-53
 D9 at Tennessee Tech* L, 58-59
 D15 East Tennessee State W, 73-68
 D17 Jacksonville State* W, 90-83
 D19 Samford* W, 70-66^{20T}
 D22 at Buffalo W, 61-50
 D28 Martin Methodist W, 93-53
 J2 at Eastern Kentucky* W, 64-62
 J4 Eastern Illinois* W, 77-60
 J8 at Murray State* W, 67-61
 J13 at Austin Peay* L, 60-75
 J18 Tennessee State* W, 64-46
 J20 Tennessee Tech* W, 77-52
 J24 at Morehead State* L, 58-68
 J27 Murray State* W, 66-63^{20T}
 J29 Austin Peay* W, 67-56
 F3 at UT Martin* L, 54-63
 F8 Morehead State* W, 84-70
 F10 Eastern Kentucky* W, 73-72
 F14 at Eastern Illinois* W, 63-42
 F17 UT Martin* W, 58-52
 F22 at Samford* W, 66-58
 F24 at Jacksonville State* W, 85-50
 OVC Tournament
 F28 vs. Austin Peay W, 58-54
 M2 vs. Samford W, 57-51
 M3 vs. Murray State W, 62-60
 NCAA Tournament
 M17 Oklahoma L, 60-74
 * = Ohio Valley Conference Game

2007-08

23-9, 17-3 OVC (First)

N10	Tulsa	W, 67-45
N13	Henderson State	W, 59-58
N17	at Central Arkansas	W, 91-60
N20	Cumberland	W, 73-57
N23	vs Texas State	L, 47-80
N24	vs Northern Colorado	L, 49-60
N29	Baylor	L, 51-81
D2	at Purdue	L, 41-51
D6	Tennessee State*	L, 49-61
D8	Tennessee Tech*	W, 66-60
D18	at Samford*	W, 69-60
D20	at Jacksonville State*	W, 83-71
D29	Buffalo	W, 67-45
J5	at Eastern Illinois*	W, 55-51
J7	Murray State*	L, 68-71
J12	at Austin Peay*	W, 70-54
J17	at Tennessee State*	W, 70-51
J19	at Tennessee Tech*	W, 49-39
J24	Morehead State*	W, 66-58
J26	at Murray State*	W, 81-74
F2	UT Martin*	W, 58-51 ^{OT}
F7	at Morehead State*	W, 50-48
F9	at Eastern Kentucky*	W, 72-67
F14	Eastern Illinois*	W, 46-41
F16	at UT Martin*	W, 53-43
F20	Austin Peay*	W, 67-47
F23	Eastern Kentucky*	W, 68-52
F28	Samford*	L, 50-73
M1	Jacksonville State*	W, 85-42
OVC Tournament		
M4	Jacksonville State	W, 67-45
M7	vs. Eastern Illinois	L, 40-52
WNIT		
M20	at Evansville	L, 58-60

* = Ohio Valley Conference Game

2008-09

15-15, 10-8 OVC (t-Fifth)

N14	Missouri State	W, 67-64
N18	Central Arkansas	W, 60-41
N21	Ark Little Rock	W, 57-45
N25	at Florida State	L, 31-62
N28	Indiana State	L, 72-75
D4	Austin Peay*	L, 50-61
D6	Tennessee State*	L, 55-59
D10	Bethel College	W, 73-54
D13	at Southern Miss	L, 47-64
D20	vs. Providence \$	L, 59-67
D21	vs. Alabama State \$	L, 53-60
D29	at Missouri	L, 31-60
J3	at Tennessee Tech*	W, 56-41
J5	at Jacksonville State*	W, 82-60
J10	Eastern Illinois*	W, 58-51
J15	Morehead State*	L, 68-74
J17	Eastern Kentucky*	W, 71-54
J22	at UT Martin*	W, 62-54
J24	at Murray State*	L, 65-80
J29	Jacksonville State*	W, 57-37
J31	Tennessee Tech*	W, 61-55
F4	Harris-Stowe	W, 73-45
F7	at Eastern Illinois*	L, 53-73
F12	at Eastern Kentucky*	W, 66-56
F14	at Morehead State*	L, 54-55
F19	Murray State*	W, 69-51
F21	UT Martin*	W, 58-39
F26	at Tennessee State*	L, 54-70
F28	at Austin Peay*	L, 74-80 ^{OT}
OVC Tournament		
M3	at Tennessee State	L, 66-77

* = Ohio Valley Conference Game
\$ = Tulane DoubleTree Classic



The 2006-07 Redhawks were the first Southeast team to win the OVC regular season and Tournament titles in the same year.

2009-10

7-21, 4-14 OVC (10th)

N13	UMSL	W, 66-53
N16	Southern Miss	W, 73-63
N21	at Missouri State	L, 46-72
N24	at Indiana State	L, 28-72
N29	Green Bay	L, 50-88
D3	at Austin Peay*	L, 63-76
D5	at Tennessee State*	L, 50-54
D9	Bethel College	W, 73-60
D12	UT Arlington	L, 54-66
D19	at Central Arkansas	L, 64-72
D28	at Ark Little Rock	L, 55-87
J2	Tennessee Tech*	W, 61-56
J4	Jacksonville State*	W, 56-53
J9	at Eastern Illinois*	L, 39-67
J14	at Morehead State*	L, 37-75
J16	at Eastern Kentucky*	W, 43-41
J21	UT Martin*	L, 46-49
J23	Murray State*	L, 72-90
J28	at Jacksonville State*	W, 52-47
J30	at Tennessee Tech*	L, 56-59
F2	SIU Edwardsville	L, 57-59
F6	Eastern Illinois*	L, 41-71
F11	Eastern Kentucky*	L, 45-50

F13	Morehead State*	L, 50-65
F18	at Murray State*	L, 52-61
F20	at UT Martin*	L, 43-65
F25	Tennessee State*	L, 53-76
F27	Austin Peay*	L, 60-77

* = Ohio Valley Conference Game


2010-11

8-21, 4-14 OVC (10th)

N12	vs. Sam Houston \$	L, 51-60
N13	vs. Jackson State \$	W, 55-37
N17	Northern Iowa	L, 57-70
N19	at Louisville	L, 43-97
N23	Maryville (St. Louis)	W, 61-48
N27	at UT Arlington	L, 40-54
D2	Austin Peay*	L, 57-65
D4	Tennessee State*	W, 51-46
D7	Western Michigan	W, 60-56
D10	at Green Bay	L, 40-74
D11	at Jacksonville State*	L, 48-62
D19	at Tennessee Tech*	L, 48-62
D30	Lindenwood Belleville	W, 77-46
J2	at Notre Dame	L, 21-97
J8	Eastern Illinois*	L, 43-68
J13	Morehead State*	L, 69-85

J15	Eastern Kentucky*	W, 74-58
J19	at UT Martin*	L, 62-92
J22	at Murray State*	W, 48-44
J27	Jacksonville State*	L, 49-51
J29	Tennessee Tech*	L, 59-69
F5	at Eastern Illinois*	L, 49-74
F10	at Eastern Kentucky*	W, 64-57
F12	at Morehead State*	L, 40-89
F17	Murray State*	L, 34-54
F19	UT Martin*	L, 55-85
F21	at SIU Edwardsville	L, 51-60
F24	at Tennessee State*	L, 35-58
F26	at Austin Peay*	L, 51-71

* = Ohio Valley Conference Game
\$ = Inn at Ole Miss Classic



Ty Margenthaler

37-78 (.322) - 4 Seasons

2011-12

7-22, 4-12 OVC (10th)

N11	at NC State	L, 29-66
N13	at Saint Louis	L, 45-54
N15	at UIC	L, 54-69
N21	Ole Miss	L, 43-51
N25	at UAB !	L, 41-64
N26	vs. Samford !	L, 58-63
N29	Arkansas State	W, 56-52
D1	at Northern Iowa	L, 42-62
D3	Lindenwood	W, 66-56
D10	at Western Michigan	L, 34-67
D18	vs. Central Michigan @	L, 59-100
D19	at Wright State @	L, 53-74
D20	vs. Longwood @	W, 56-52
D28	Morehead State*	L, 57-61
D31	Murray State*	L, 75-80
J2	Jacksonville State*	W, 66-48
J7	at Eastern Kentucky*	L, 37-52
J14	Eastern Illinois*	L, 46-73
J16	SIU Edwardsville*	L, 43-58
J21	at Tennessee Tech*	L, 57-60 ^{OT}
J28	at UT Martin*	L, 47-88
J30	Austin Peay*	W, 69-60
F1	at Eastern Illinois*	L, 48-74
F4	Tennessee State*	W, 50-39
F11	at Murray State*	L, 62-63
F13	at SIU Edwardsville*	L, 48-63
F18	UT Martin*	L, 44-77
F23	at Jacksonville State*	W, 54-47
F25	at Austin Peay*	L, 84-88

* = Ohio Valley Conference Game
! = UAB Thanksgiving Classic
@ = Wright State Holiday Invitational

2012-13

11-18, 5-11 OVC (t-9th/5th West)

N9	Wright State	W, 78-66
N12	at UMKC	L, 64-69
N14	at Kansas	L, 58-68
N19	at Arkansas State	W, 52-51
N23	at Houston!	L, 44-61
N24	vs. UT-Pan American!	W, 55-54
N29	at Missouri	L, 51-80
D1	UIC	W, 67-62
D5	at Southern Illinois	L, 57-58
D8	Western Illinois	W, 56-47
D16	at Western Kentucky	L, 46-60
D21	Missouri State	L, 55-69
D31	at Belmont*	L, 58-71
J5	Austin Peay*	W, 71-57
J7	Murray State*	W, 70-58
J9	Saint Louis*	W, 59-52
J14	at Tennessee State*	L, 58-68
J16	UT Martin*	L, 71-82
J21	Morehead State*	L, 64-70
J26	at Eastern Illinois*	L, 62-82
J28	at SIU Edwardsville*	L, 65-78
F2	Eastern Kentucky*	L, 49-53
F4	at Austin Peay*	W, 69-51
F9	Eastern Illinois*	L, 46-64
F11	SIU Edwardsville*	W, 67-62
F16	at UT Martin*	L, 61-75
F23	at Jacksonville State*	L, 57-60
F25	Tennessee Tech*	L, 51-64
M2	at Murray State*	W, 61-58

* = Ohio Valley Conference Game
! = David Jones Classic

2013-14

10-19, 6-10 OVC (t-9th/t-4th West)

N8	at Alabama A&M	W, 76-64
N11	Bradley	L, 68-72
N14	Kansas City	W, 76-74
N19	Western Kentucky	L, 75-90
N21	at Missouri	L, 57-62
N23	at Wichita State	L, 46-67
N29	vs. Arkansas ^	L, 37-88
N30	vs. New Mexico ^	L, 55-73
D4	Southern Illinois	W, 72-50
D7	at Western Illinois	L, 58-79
D10	at Saint Louis	L, 34-52
D12	Illinois-Springfield	W, 72-56
D21	at Missouri State	L, 66-77
D31	Belmont*	L, 74-81
J4	at Austin Peay*	W, 75-64
J11	Tennessee State*	L, 67-75
J13	at UT Martin*	L, 71-100
J20	at Morehead State*	L, 59-62
J25	Eastern Illinois*	W, 66-49
J27	SIU Edwardsville*	W, 79-71
F1	at Eastern Kentucky*	L, 56-75
F3	Austin Peay*	L, 74-87
F8	at Eastern Illinois*	L, 48-53
F10	at SIU Edwardsville*	W, 69-60
F15	UT Martin*	L, 70-102
F19	at Murray State*	L, 55-66
F22	Jacksonville State*	W, 59-48
F24	at Tennessee Tech*	L, 61-63
M1	Murray State*	W, 65-57

* = Ohio Valley Conference Game
^ = New Mexico Tournament

2014-15

10-19, 3-13 OVC (t-9th)

N14	Alabama A&M	W, 66-38
N17	at Missouri	L, 42-88
N21	Saint Louis	L, 56-74
N25	at Ole Miss	L, 57-58
N28	at Southern Illinois	L, 62-78
N30	at Bradley	W, 70-65
D3	Western Illinois	L, 62-79
D6	at Central Arkansas	W, 48-46
D10	at Missouri-Kansas City	W, 65-50
D13	vs. Detroit*	W, 61-51
D14	vs. Idaho*	L, 62-78
D21	Illinois-Springfield	W, 73-56
D30	William Woods	W, 77-40
J1	at Belmont*	L, 39-62
J3	at Tennessee State*	L, 55-62
J8	Morehead State*	L, 59-64
J10	Eastern Kentucky*	L, 54-57
J14	at Jacksonville State*	L, 34-70
J17	Tennessee Tech*	W, 68-66 ^{OT}
J20	SIUE*	L, 48-60
J24	at UT Martin*	L, 55-96
J31	at Austin Peay*	L, 62-70
F5	at Murray State*	L, 81-86
F7	Eastern Illinois*	W, 69-65
F11	UT Martin*	L, 60-78
F14	Murray State*	W, 88-66
F21	at Eastern Illinois*	L, 48-49
F25	at SIUE*	L, 67-78
F28	Austin Peay*	L, 67-72

* = Ohio Valley Conference Game
^ = Glass City Classic



2015-16

15-15, 8-8 OVC (t-5th)

N14	at Saint Louis	L, 52-67
N16	Harris-Stowe	W, 78-66
N18	at Alabama A&M	W, 69-58
N20	UMKC	W, 78-65
N24	at Western Illinois	W, 89-84
N27	vs. Idaho State*	L, 64-65
N28	vs. UC Riverside*	L, 67-85
D2	at Missouri	L, 32-74
D4	at Wichita State	W, 66-62 ^{OT}
D8	at Lipscomb	W, 84-69
D13	Central Arkansas	L, 54-63
D22	Southern Illinois	L, 72-87
D30	William Woods	W, 94-58
D31	Belmont*	W, 81-74
J2	Tennessee State*	W, 75-65
J7	at Morehead State*	W, 89-79
J9	at Eastern Kentucky*	L, 55-56
J13	Jacksonville State*	W, 61-47
J16	at Tennessee Tech*	W, 60-57
J20	at SIUE*	L, 73-80
J24	UT Martin*	L, 74-84
J30	Austin Peay*	W, 71-69

J30	Austin Peay*	W, 71-69
F3	Murray State*	W, 96-59
F6	at Eastern Illinois*	L, 59-64
F10	at UT Martin*	L, 65-95
F13	at Murray State*	L, 61-80
F20	Eastern Illinois*	W, 82-52
F24	SIUE*	L, 75-89
F27	at Austin Peay*	L, 71-74

OVC Tournament

M3	vs. SIUE	L, 76-80 ^{OT}
----	----------	------------------------

* = Ohio Valley Conference Game
^ = UTEP Thanksgiving Classic

2016-17

13-17, 7-9 OVC (t-6th)

N11	Cincinnati	L, 75-83
N14	Hannibal-LaGrange	W, 99-52
N16	Western Illinois	L, 87-100
N18	at Xavier	L, 48-54
N20	at Evansville	W, 76-74
N25	vs. Louisiana*	L, 78-82 ^{OT}
N26	vs. Alcorn State*	W, 68-50
N29	Saint Louis	L, 50-89
D4	Stephens College	W, 107-59
D6	Lipscomb	W, 79-63
D9	at Southern Illinois	L, 70-77
D16	at Memphis	L, 63-65
D19	Alabama A&M	W, 75-47
D29	Tennessee Tech*	L, 63-74
D31	Eastern Kentucky*	L, 63-74
J5	at Tennessee State*	W, 75-67
J7	at Belmont*	L, 77-89
J14	at UT Martin*	W, 82-79
J18	at SIUE*	L, 69-70
J21	Eastern Illinois*	L, 62-71
J25	Murray State*	W, 79-70
J28	at Austin Peay*	L, 74-84
F1	at Jacksonville State*	W, 65-58
F4	Morehead State*	L, 72-82
F8	SIUE*	W, 78-74
F11	at Eastern Illinois*	W, 107-65
F18	UT Martin*	L, 73-82
F22	at Murray State*	W, 80-67
F25	Austin Peay*	L, 64-74

OVC Tournament

M1	vs. Belmont	L, 59-74
----	-------------	----------

* = Ohio Valley Conference Game
^ = Southern Miss Thanksgiving Tournament

2017-18

14-17, 9-9 OVC (t-6th)

N10	at Louisville*	L, 40-80
N14	Missouri Valley	W, 69-34
N17	vs. Saint Francis*	W, 82-50
N18	at George Mason*	L, 38-57
N22	Southern Illinois	L, 74-79
N24	Evangel&	W, 72-60
N25	Bradley&	W, 57-53
N30	at Cincinnati	L, 52-65
D5	at Western Illinois	L, 59-87
D7	at Ball State	L, 56-69
D10	at Kansas	L, 50-51
D19	Evansville	W, 74-65
D28	Belmont*	L, 57-67
D30	Tennessee State*	W, 71-66
J4	at Murray State*	W, 85-74
J6	at Austin Peay*	L, 65-66
J11	Morehead State*	L, 56-59
J13	Eastern Kentucky*	W, 69-55
J17	at SIUE*	L, 57-65
J20	at Eastern Illinois*	W, 77-54
J25	at Tennessee Tech*	W, 70-66
J27	at Jacksonville State*	L, 48-55
F1	Murray State*	W, 80-70
F3	Austin Peay*	L, 50-61
F8	at Morehead State*	L, 58-60
F10	at UT Martin*	L, 65-72
F14	Eastern Illinois*	W, 51-48

F17	SIUE*	W, 72-62
F22	at Eastern Kentucky*	W, 66-52
F24	UT Martin*	L, 68-69

OVC Tournament

F28	vs UT Martin	L, 60-63
-----	--------------	----------

*=Ohio Valley Conference Game

^= Preseason WNIT

&= SEMO Thanksgiving Classic

2018-19

13-17, 8-10 OVC (8th)

N6	at Mississippi State	L, 53-88
N10	at Bradley	L, 79-85
N14	at Southern Illinois	L, 40-60
N20	Western Illinois	W, 81-71
N24	v. North Alabama*	L, 67-80
N25	at NJIT*	W, 68-58
N29	Indiana State	L, 51-62
D4	Illinois-Springfield	W, 82-46
D8	at Evansville	W, 54-50
D17	at Memphis	L, 57-69
D29	Harris-Stowe	W, 80-65
J3	at SIUE*	W, 62-52
J5	UT Martin*	L, 73-80
J10	Austin Peay*	W, 64-54
J12	Murray State*	L, 59-64
J17	at Morehead State*	L, 54-82
J19	at Eastern Kentucky*	W, 52-42
J24	SIUE*	W, 63-58
J26	Eastern Illinois*	W, 72-57
J31	at Belmont*	L, 57-91
F21	at Tennessee State*	L, 59-62
F7	Tennessee Tech*	W, 62-53
F9	Jacksonville State*	L, 39-56
F14	at UT Martin*	L, 50-61
F16	at Eastern Illinois*	W, 80-54
F21	at Austin Peay*	L, 54-56
F23	at Murray State*	L, 74-82
F28	Tennessee State*	W, 81-57
M2	Belmont*	L, 86-92

OVC Tournament

M6	vs Belmont	L, 65-74
----	------------	----------

*=Ohio Valley Conference Game

^= NJIT Tournament

ALL-TIME

Abilene Christian.....1-0	Harris-Stowe 4-0	Morehead State.....23-21*	Sul Ross.....1-0
Alabama A&M.....4-0	Hawaii.....1-0	Morningside.....2-0	Tabor.....1-0
Alabama at Birmingham.....0-1	Henderson State.....2-0*	Murray State.....34-28*	Tarleton.....1-0
Alabama State.....0-1	Houston.....0-1	National Louis.....2-0	Tennessee State.....22-22*
Alaska-Anchorage.....1-0	Idaho.....0-1	Nebraska-Omaha.....2-0	Tennessee Tech.....18-32*
Alcorn State.....4-1	Idaho State.....0-1	Nevada.....0-1	Texas A&M-Corpus Christi.....1-0
Arkansas.....0-1	Illinois College.....1-1*	Nevada-Las Vegas.....0-1	Texas-El Paso.....0-1
Arkansas Little-Rock.....2-2	Illinois at Chicago.....2-2	New Mexico.....0-1	Texas Pan-American.....4-1
Arkansas Monticello.....0-0*	Illinois-Springfield.....3-0	New Mexico State.....0-1	Texas Southern.....1-0
Arkansas State5-4	Indiana State 0-6	Nicholls State.....1-0	Texas State.....0-1
Augustana.....1-0	IU-Southeast.....1-0	Norfolk State.....1-0	Texas Tech.....0-1*
Austin Peay.....23-34*	Indianapolis.....1-0	Notre Dame.....0-1	Troy.....0-2
Ball State.....0-1	Jackson State.....1-0	North Alabama.....0-1	Truman State.....14-5
Baylor.....0-2	Jacksonville State14-7*	North Carolina Central.....1-0	Tulsa.....3-2
Belleville Area CC.....0-1	Johnson C. Smith.....1-0	North Carolina State.....0-1	UC Riverside.....0-1
Belmont.....4-11	Kansas.....0-2	North Central.....0-1	Union.....1-3
Bethel College.....2-0	Kansas State.....0-1	North Dakota State.....0-2	Utah.....0-1
Bowling Green.....0-1	Kentucky Wesleyan.....5-1	Northeastern Illinois.....2-0	UT Arlington.....0-2
Bradley.....2-2	Langston.....0-1	Northern Colorado.....0-1	UT Chattanooga.....1-0
Brigham Young.....0-1	Lincoln.....18-8	Northern Illinois.....1-2	UT Martin28-36*
Buffalo.....2-0	Lindenwood.....1-0	Northern Iowa.....0-3	Washburn.....3-2
Cal-Poly Pomona.....1-0	Lindenwood-Belleville.....1-0	Northern Kentucky.....0-1	Washington State.....0-1
Carthage.....2-0	Lipscomb.....6-2*	Northwest Missouri State.....19-10	Washington-St. Louis.....1-0
Central Arkansas.....4-3	Longwood.....1-0	NJIT.....1-0	West Texas State.....1-2
Central Methodist.....1-0	Louisiana.....0-1	Oakland City.....7-0*	West Virginia Tech.....1-0
Central Michigan.....0-1	Louisiana-Lafayette.....1-1	Oral Roberts.....7-1	Western Illinois7-6
Central Missouri.....8-25	Louisiana Tech.....0-1	Prairie View A&M.....1-0	Western Kentucky.....0-2
Chicago State.....3-0*	Louisville.....0-2	Pittsburg State.....5-0	Western Michigan.....1-1
Christian Brothers.....5-6	Lyon College.....0-0*	Providence.....0-1	William Baptist.....1-0
Cincinnati.....0-2	MacMurray.....1-0	Purdue.....0-1	William Woods.....4-7
Cleveland State.....2-0	Mankato State.....1-0	Purdue-Fort Wayne 1-1	Wisconsin-Green Bay.....0-3
Colorado Christian.....1-0	Martin Methodist.....1-0	Quincy.....5-0	Wisconsin-Milwaukee.....2-6*
Colorado College.....1-0	Maryville (St. Louis).....1-0	Quinnipiac.....1-0	Wichita State.....1-1
Cumberland.....1-0	McKendree.....6-0	Rhodes College.....2-0	Wright State.....2-1
Danville.....1-0	Memphis.....0-4	Rust.....1-1	Xavier.....0-1
Delta State.....3-1	Meramec.....4-5	Saint Cloud State.....1-0	
Detroit.....1-0	Metropolitan State.....1-0	Saint Francis.....1-1	
East Tennessee State.....1-2*	Middle Tennessee State.....4-16	Saint Louis 8-13	
Eastern Illinois26-20*	Milikin.....2-0	Saint Mary's.....1-0	
Eastern Kentucky.....16-30*	Mississippi0-3	Sam Houston.....0-1	
Eastern Michigan 0-0	Mississippi State.....0-2	Samford.....7-4*	
Eastern Washington.....0-1	Mississippi Valley State.....2-1	Southeast Louisiana.....1-0	
Elmhurst.....1-0	Missouri.....1-17	SIUE23-19	
Evangel.....2-1	Missouri Baptist.....8-0	Southern.....0-1	
Evansville 6-3	Missouri State.....2-12*	Southern Arkansas.....1-0	
Florida International.....2-0	Missouri Southern State.....6-0	Southern Illinois.....6-30*	
Florida State.....0-2	Missouri Western State.....2-0	Southern Indiana.....11-1	
Forest Park.....4-3	Missouri-Kansas City.....7-3	Southern Mississippi.....1-1	
Gardner-Webb.....1-0	Missouri-Rolla.....23-8	Southwest Baptist.....10-0	
George Mason.....0-1	Missouri-St. Louis27-5	Stanford.....0-1*	
Greenville.....0-1	Missouri Valley.....1-0	Stephens College.....1-0	
Hannibal-La Grange.....1-0	Montana.....0-1	Stetson.....1-0	

*-Denotes that Southeast Missouri vacated all wins in 2004-05 and 2005-06 season. The all-time record shows accurate record after wins were revoked. Team was cited for four season (2002-03, 2003-04, 2004-05, 2005-06).

SERIES

Abilene Christian

1-0

(H: 0-0, A: 0-0, N: 0-1)

Date	Location	Result
Mar. 1, 1983	--	W&!

&-Won by Forfeit
!-NCAA DII Tournament

Alabama A&M

4-0

(H: 2-0, A: 2-0, N: 0-0)

Date	Location	Result
Nov. 8, 2013	Huntsville, Ala.	W, 76-64
Nov. 14, 2014	Cape Girardeau, Mo.	W, 66-38
Nov. 18, 2015	Huntsville, Ala.	W, 69-58
Dec. 19, 2016	Cape Girardeau, Mo.	W, 75-47

Alabama at Birmingham

0-1

(H: 0-0, A: 0-1, N: 0-0)

Date	Location	Result
Nov. 25, 2011	Birmingham, Ala.	L, 41-64

Alabama State

0-1

(H: 0-0, A: 0-0, N: 0-1)

Date	Location	Result
Dec. 21, 2008	--	L, 53-60!

!-Tulane DoubleTree Classic

Alaska-Anchorage

1-0

(H: 0-0, A: 0-0, N: 1-0)

Date	Location	Result
Mar. 8, 1986	--	W, 80-65^

^~NCAA DII Tournament

Alcorn State

4-1

(H: 1-0, A: 0-0, N: 3-1)

Date	Location	Result
Dec. 6, 1986	Oxford, Miss.	W, 73-49%
Dec. 15, 1991	Cape Girardeau, Mo.	W, 83-54
Nov. 27, 1998	--	L, 59-66\$
Dec. 31, 2003	--	W, 73-63#
Nov. 26, 2016	--	W, 68-50!

%-Ole Miss Dial Classic

\$-Chateau Charles Cowgirl Classic

#-UTSA Classic

!-Southern Miss Thanksgiving Tournament

Arkansas

0-1

(H: 0-0, A: 0-0, N: 0-1)

Date	Location	Result
Nov. 29, 2013	--	L, 37-88\$

\$-New Mexico Tournament

Arkansas-Little Rock

2-2

(H: 1-1, A: 1-1, N: 0-0)

Date	Location	Result
Jan. 3, 2000	Little Rock, Ark.	W, 80-78 ^{OT}
Jan. 2, 2001	Cape Girardeau, Mo.	L, 55-76
Nov. 21, 2008	Cape Girardeau, Mo.	W, 57-45
Dec. 28, 2009	Little Rock, Ark.	L, 55-87

Arkansas Monticello

0-0

(H: 0-0, A: 0-0)

Date	Location	Result
Nov. 22, 2005	Cape Girardeau, Mo.	W, 67-38*

Arkansas State

5-4

(H: 3-1, A: 2-3, N: 0-0)

Date	Location	Result
Nov. 10, 1979	Cape Girardeau, Mo.	L, 36-53
Nov. 15, 1980	Jonesboro, Ark.	L, 65-94
Nov. 30, 1983	Cape Girardeau, Mo.	W, 82-74
Jan. 9, 1984	Jonesboro, Ark.	L, 56-66
Dec. 3, 1984	Cape Girardeau, Mo.	W, 81-68
Feb. 3, 1986	Jonesboro, Ark.	W, 83-73
Nov. 20, 1999	Jonesboro, Ark.	L, 69-74!
Nov. 29, 2011	Cape Girardeau, Mo.	W, 56-52
Nov. 19, 2012	Jonesboro, Ark.	W, 52-51

!-Arkansas St. Lady Indian Invitational

Augustana

1-0

(H: 0-0, A: 0-0, N: 1-0)

Date	Location	Result
Dec. 29, 1982	--	W, 86-70#

#-Miami Dial Classic

Austin Peay

23-34

(H: 13-14, A: 10-18, N: 0-2)

Date	Location	Result
Jan. 4, 1989	Clarksville, Tenn.	W, 72-58
Jan. 4, 1992	Cape Girardeau, Mo.	W, 79-72
Feb. 1, 1992	Clarksville, Tenn.	W, 69-68
Jan. 11, 1993	Clarksville, Tenn.	W, 70-63
Feb. 22, 1993	Cape Girardeau, Mo.	W, 77-45
Jan. 31, 1994	Clarksville, Tenn.	W, 76-66
Feb. 28, 1994	Cape Girardeau, Mo.	L, 69-78
Jan. 30, 1995	Cape Girardeau, Mo.	W, 88-86
Feb. 27, 1995	Clarksville, Tenn.	L, 73-82
Jan. 15, 1996	Clarksville, Tenn.	L, 60-81
Feb. 10, 1996	Cape Girardeau, Mo.	L, 50-64
Jan. 4, 1997	Clarksville, Tenn.	L, 58-86
Feb. 3, 1997	Cape Girardeau, Mo.	L, 60-77
Dec. 6, 1997	Cape Girardeau, Mo.	W, 77-76
Feb. 4, 1998	Clarksville, Tenn.	L, 58-69
Dec. 12, 1998	Clarksville, Tenn.	W, 69-55
Jan. 12, 1999	Cape Girardeau, Mo.	W, 76-56

Jan. 8, 2000	Cape Girardeau, Mo.	W, 74-72
Feb. 5, 2000	Clarksville, Tenn.	L, 71-95
Jan. 6, 2001	Clarksville, Tenn.	W, 87-80
Feb. 1, 2001	Cape Girardeau, Mo.	L, 66-67
Jan. 26, 2002	Cape Girardeau, Mo.	L, 73-77
Feb. 23, 2002	Clarksville, Tenn.	W, 80-68
Feb. 26, 2002	Clarksville, Tenn.	L, 67-76^
Jan. 25, 2003	Clarksville, Tenn.	L, 45-58
Feb. 22, 2003	Cape Girardeau, Mo.	L, 78-80
Mar. 8, 2003	Nashville, Tenn.	L, 61-85^
Jan. 8, 2004	Cape Girardeau, Mo.	L, 54-64
Jan. 24, 2004	Clarksville, Tenn.	L, 65-68
Mar. 5, 2004	Nashville, Tenn.	L, 55-72^
Jan. 6, 2005	Clarksville, Tenn.	W, 59-56*
Jan. 22, 2005	Cape Girardeau, Mo.	W, 84-52*
Jan. 14, 2006	Cape Girardeau, Mo.	W, 72-54*
Jan. 30, 2006	Clarksville, Tenn.	W, 73-57*
Jan. 13, 2007	Clarksville, Tenn.	L, 60-75
Jan. 29, 2007	Cape Girardeau, Mo.	W, 67-56
Feb. 28, 2007	Cape Girardeau, Mo.	W, 58-54^
Jan. 12, 2008	Clarksville, Tenn.	W, 70-54
Feb. 20, 2008	Cape Girardeau, Mo.	W, 67-47
Dec. 4, 2008	Cape Girardeau, Mo.	L, 50-61
Feb. 28, 2009	Clarksville, Tenn.	L, 74-80 ^{OT}
Dec. 3, 2009	Clarksville, Tenn.	L, 63-76
Feb. 27, 2010	Cape Girardeau, Mo.	L, 60-77
Dec. 2, 2010	Cape Girardeau, Mo.	L, 57-65
Feb. 26, 2011	Clarksville, Tenn.	L, 51-71
Jan. 30, 2012	Cape Girardeau, Mo.	W, 69-60
Feb. 25, 2012	Clarksville, Tenn.	L, 84-88
Jan. 5, 2013	Cape Girardeau, Mo.	W, 71-57
Feb. 4, 2013	Clarksville, Tenn.	W, 69-51
Jan. 4, 2014	Clarksville, Tenn.	W, 75-64
Feb. 3, 2014	Cape Girardeau, Mo.	L, 74-87
Jan. 31, 2015	Clarksville, Tenn.	L, 62-70
Feb. 28, 2015	Cape Girardeau, Mo.	L, 67-72
Jan. 30, 2016	Cape Girardeau, Mo.	W, 71-69
Feb. 27, 2016	Clarksville, Tenn.	L, 71-74
Jan. 28, 2017	Clarksville, Tenn.	L, 74-84
Feb. 25, 2017	Cape Girardeau, Mo.	L, 64-74
Jan. 6, 2018	Clarksville, Tenn.	L, 65-66
Feb. 3, 2018	Cape Girardeau, Mo.	L, 50-61
Jan. 10, 2019	Cape Girardeau, Mo.	W, 64-54
Feb. 21, 2019	Clarksville, Tenn.	L, 54-56

^~OVC Tournament

Ball State

0-01

(H: 0-0, A: 0-1, N: 0-0)

Date	Location	Result
Dec. 7, 2017	Muncie, Ind.	L, 56-69

Baylor

0-2

(H: 0-1, A: 0-1, N: 0-0)

Date	Location	Result
Dec. 2, 2006	Waco, Texas	L, 47-81
Nov. 29, 2007	Cape Girardeau, Mo.	L, 51-81



Belleville Area CC**0-1****(H: 0-0, A: 0-0, N: 0-0)**

Date	Location	Result
1978-1979	--	L, 58-67

Belmont**4-11****(H: 3-4, A: 1-5, N: 0-2)**

Date	Location	Result
Nov. 27, 1981	Cape Girardeau, Mo.	L, 65-66
Feb. 11, 1998	Cape Girardeau, Mo.	W, 63-61
Jan. 21, 1999	Nashville, Tenn.	L, 57-70
Feb. 16, 2000	Cape Girardeau, Mo.	W, 87-72
Dec. 9, 2000	Nashville, Tenn.	W, 81-72
Dec. 31, 2012	Nashville, Tenn.	L, 58-71
Dec. 31, 2013	Cape Girardeau, Mo.	L, 74-81
Jan. 1, 2015	Nashville, Tenn.	L, 39-62
Dec. 31, 2016	Cape Girardeau, Mo.	W, 81-74
Jan. 7, 2017	Nashville, Tenn.	L, 77-89
Mar. 1, 2017	Nashville, Tenn.	L, 59-74^
Dec. 28, 2017	Cape Girardeau, Mo.	L, 57-67
Jan. 31, 2019	Nashville, Tenn.	L, 57-91
Mar. 2, 2019	Cape Girardeau, Mo.	L, 86-92
Mar. 6, 2019	Evansville, Ind.	L, 65-74^

Bethel College**2-0****(H: 2-0, A: 0-0, N: 0-0)**

Date	Location	Result
Dec. 10, 2008	Cape Girardeau, Mo.	W, 73-54
Dec. 9, 2009	Cape Girardeau, Mo.	W, 73-60

Bowling Green**0-1****(H: 0-0, A: 0-0, N: 0-1)**

Date	Location	Result
Nov. 28, 2003	--	L, 60-70&

&-Texas-Corpus Christi Tournament

Bradley**2-2****(H: 1-1, A: 1-1, N: 0-0)**

Date	Location	Result
Nov. 11, 2013	Cape Girardeau, Mo.	L, 68-72
Nov. 30, 2014	Peoria, Ill.	W<, 70-65
Nov. 25, 2017	Cape Girardeau, Mo.	W, 57-53!
Nov. 11, 2018	Peoria, Ill.	L, 79-85

!-SEMO Thanksgiving Classic

Brigham Young**0-1****(H: 0-0, A: 0-0, N: 0-1)**

Date	Location	Result
Dec. 10, 2004	--	L, 52-62&*

&-Waikiki Beach Marriott Invitational

Buffalo**2-0****(H: 1-0, A: 1-0, N: 0-0)**

Date	Location	Result
Dec. 22, 2006	Buffalo, NY	W, 61-50
Dec. 29, 2007	Cape Girardeau, Mo.	W, 67-45

Cal Poly Pomona**1-0****(H: 0-0, A: 0-0, N: 1-0)**

Date	Location	Result
Mar. 15, 1991	--	W, 82-52^

^~NCAA DII Tournament

Carthage**2-0****(H: 0-0, A: 0-0, N: 2-0)**

Date	Location	Result
Jan. 8, 1981	Dekalb, Ill.	W, 67-55%
Jan. 14, 1982	Dekalb, Ill.	W, 75-56%

%~NIU Tournament (Dekalb, Ill.)

Central Arkansas**4-3****(H: 2-1, A: 2-2, N: 0-0)**

Date	Location	Result
Jan. 3, 1987	Conway, Ark.	L, 64-65
Nov. 14, 2006	Cape Girardeau, Mo.	W, 64-60
Nov. 17, 2007	Conway, Ark.	W, 91-60
Nov. 18, 2008	Cape Girardeau, Mo.	W, 60-41
Dec. 19, 2009	Conway, Ark.	L, 64-72
Dec. 6, 2014	Conway, Ark.	W, 48-46
Dec. 13, 2015	Cape Girardeau, Mo.	L, 54-63

Central Methodist**1-0****(H: 0-0, A: 1-0, N: 0-0)**

Date	Location	Result
Nov. 27, 1978	Fayette, Mo.	W, 82-48

Central Michigan**0-1****(H: 0-0, A: 0-0, N: 0-1)**

Date	Location	Result
Dec. 18, 2011	--	L, 59-100@

@-Wright State Holiday Invitational

Central Missouri**8-25****(H: 3-6, A: 2-7, N: 3-12)**

Date	Location	Result
1975-1976	--	L, 16-107
1976-1977	--	L, 42-105
Dec. 10, 1977	Warrensburg, Mo.	L, 37-111
Dec. 8, 1978	Cape Girardeau, Mo.	L, 41-82
Jan. 22, 1983	Cape Girardeau, Mo.	L, 85-93
Feb. 12, 1983	Warrensburg, Mo.	W, 46-70
Mar. 3, 1983	--	L, 50-71!
Jan. 21, 1984	Warrensburg, Mo.	W, 80-64
Feb. 11, 1984	Cape Girardeau, Mo.	L, 82-83
Mar. 3, 1984	--	L, 65-88^
Jan. 19, 1985	Cape Girardeau, Mo.	L, 62-68
Feb. 16, 1985	Warrensburg, Mo.	L, 71-84
Mar. 1, 1985	--	L, 67-72^
Jan. 18, 1986	Warrensburg, Mo.	L, 78-96
Feb. 15, 1986	Cape Girardeau, Mo.	W, 79-65
Mar. 1, 1986	--	L, 69-77
Mar. 11, 1986	--	L, 64-65!
Jan. 17, 1987	Cape Girardeau, Mo.	W, 70-65
Feb. 14, 1987	Warrensburg, Mo.	L, 51-72
Feb. 28, 1987	--	W, 78-55^
Mar. 7, 1987	--	L, 62-64!

Jan. 23, 1988	Cape Girardeau, Mo.	W, 92-85 ^{OT}
Feb. 20, 1988	Warrensburg, Mo.	L, 59-72
Mar. 5, 1988	--	L, 68-80^
Jan. 21, 1989	Warrensburg, Mo.	L, 78-84
Feb. 18, 1989	Cape Girardeau, Mo.	L, 65-72
Mar. 4, 1989	--	L, 64-68^
Jan. 13, 1990	Warrensburg, Mo.	L, 64-74
Mar. 3, 1990	--	L, 60-72^
Mar. 5, 1990	--	L, 68-79!
Jan. 12, 1991	Cape Girardeau, Mo.	L, 56-62
Mar. 2, 1991	--	W, 85-83^
Mar. 8, 1991	--	W, 80-65!

^~MIAA Tournament

!~NCAA Division II Tournament

Chicago State**3-0****(H: 2-0, A: 1-0, N: 0-0)**

Date	Location	Result
Dec. 29, 1979	Cape Girardeau, Mo.	W, 84-53
Dec. 12, 1991	Cape Girardeau, Mo.	W, 64-48
Dec. 4, 1992	Chicago, Ill.	W, 69-58
Dec. 30, 2004	Cape Girardeau, Mo.	W, 61-44*

Christian Brothers**5-6****(H: 3-2, A: 2-4, N: 0-0)**

Date	Location	Result
Jan. 13, 1978	Cape Girardeau, Mo.	L, 50-57
Jan. 26, 1979	Memphis, Tenn.	W, 61-55
Dec. 1, 1979	Memphis, Tenn.	L, 93-103
Jan. 24, 1981	Memphis, Tenn.	L, 73-79
Nov. 19, 1981	Cape Girardeau, Mo.	W, 64-60
Feb. 6, 1982	Memphis, Tenn.	L, 63-68
Nov. 30, 1982	Cape Girardeau, Mo.	W, 60-57
Jan. 8, 1983	Memphis, Tenn.	L, 58-69
Dec. 11, 1987	Memphis, Tenn.	W, 67-38
Nov. 25, 1996	Cape Girardeau, Mo.	L, 57-73
Nov. 14, 1998	Cape Girardeau, Mo.	W, 94-51

Cincinnati**0-2****(H: 0-1, A: 0-1, N: 0-0)**

Date	Location	Result
Nov. 11, 2016	Cape Girardeau, Mo.	L, 75-83
Nov. 30, 2017	Cincinnati, Ohio	L, 52-65

Cleveland State**2-0****(H: 1-0, A: 1-0, N: 0-0)**

Date	Location	Result
Nov. 29, 1993	Cape Girardeau, Mo.	W, 76-57
Dec. 10, 1994	Cleveland, Ohio	W, 71-67

Colorado Christian**1-0****(H: 0-0, A: 1-0, N: 0-0)**

Date	Location	Result
Jan. 8, 1988	Lakewood, Colo.	W, 79-29

Colorado College**1-0****(H: 0-0, A: 1-0, N: 0-0)**

Date	Location	Result
Jan. 5, 1988	Colorado Springs, Colo.	W, 74-66

Cumberland 1-0 (H: 1-0, A: 0-0, N: 0-0)		
Date	Location	Result
Nov. 20, 2007	Cape Girardeau, Mo.	W, 73-57

Danville 1-0 (H: 0-0, A: 0-0, N: 1-0)		
Date	Location	Result
1976-77	--	W, 42-40!
	!-Meramec Classic	

Delta State 3-1 (H: 2-0, A: 1-1, N: 0-0)		
Date	Location	Result
Nov. 19, 1988	Cleveland, Ms.	L, 55-74
Dec. 5, 1988	Cape Girardeau, Mo.	W, 65-59
Nov. 16, 1990	Cape Girardeau, Mo.	W, 90-73
Dec. 8, 1990	Cleveland, Ms.	W, 74-73

Detroit 1-0 (H: 0-0, A: 0-0, N: 1-0)		
Date	Location	Result
Dec. 13, 2014	--	W, 61-51\$
	\$-Glass City Classic	

East Tennessee State 1-2 (H: 1-1, A: 0-1, N: 0-0)		
Date	Location	Result
Dec. 7, 1996	Cape Girardeau, Mo.	L, 58-61@
Dec. 28, 2005	Johnson City, Tenn.	L, 74-81*
Dec. 15, 2006	Cape Girardeau, Mo.	W, 73-68
	@-Otahkian Shootout	

Eastern Illinois 26-20 (H: 15-7, A: 11-11, N: 0-2)		
Date	Location	Result
Nov. 24, 1978	Fulton, Mo.	L, 50-56#
Jan. 22, 1982	Charleston, Ill.	L, 66-81\$
Jan. 25, 1997	Cape Girardeau, Mo.	L, 70-77
Feb. 22, 1997	Charleston, Ill.	L, 54-89
Jan. 24, 1998	Cape Girardeau, Mo.	W, 48-41
Feb. 21, 1998	Charleston, Ill.	L, 54-72
Jan. 23, 1999	Charleston, Ill.	W, 75-64
Feb. 20, 1999	Cape Girardeau, Mo.	W, 101-86
Jan. 22, 2000	Cape Girardeau, Mo.	W, 83-70
Feb. 19, 2000	Charleston, Ill.	W, 89-75
Jan. 20, 2001	Charleston, Ill.	W, 77-71
Feb. 17, 2001	Cape Girardeau, Mo.	L, 47-70
Jan. 5, 2002	Charleston, Ill.	W, 77-68
Feb. 18, 2002	Cape Girardeau, Mo.	W, 79-51
Jan. 4, 2003	Cape Girardeau, Mo.	W, 74-59
Jan. 30, 2003	Charleston, Ill.	W, 82-64
Mar. 4, 2003	Cape Girardeau, Mo.	W, 79-76^
Jan. 13, 2004	Charleston, Ill.	W, 79-66
Feb. 10, 2004	Cape Girardeau, Mo.	W, 77-76

Jan. 11, 2005	Cape Girardeau, Mo.	W, 87-70*
Feb. 8, 2005	Charleston, Ill.	W, 71-56*
Jan. 5, 2006	Cape Girardeau, Mo.	L, 61-70*
Feb. 18, 2006	Cape Girardeau, Mo.	W, 84-76*
Jan. 4, 2007	Cape Girardeau, Mo.	W, 77-60
Feb. 14, 2007	Charleston, Ill.	W, 63-42
Jan. 5, 2008	Charleston, Ill.	W, 55-51
Feb. 14, 2008	Cape Girardeau, Mo.	W, 46-41
Mar. 7, 2008	Nashville, Tenn.	L, 40-52^
Jan. 10, 2009	Cape Girardeau, Mo.	W, 58-51
Feb. 7, 2009	Charleston, Ill.	L, 53-73
Jan. 9, 2010	Cape Girardeau, Mo.	L, 39-67
Feb. 6, 2010	Charleston, Ill.	L, 41-71
Jan. 8, 2011	Cape Girardeau, Mo.	L, 43-68
Feb. 5, 2011	Charleston, Ill.	L, 49-74
Jan. 14, 2012	Cape Girardeau, Mo.	L, 46-73
Feb. 1, 2012	Charleston, Ill.	L, 48-74
Jan. 26, 2013	Charleston, Ill.	L, 62-82
Feb. 9, 2013	Cape Girardeau, Mo.	L, 46-64
Jan. 25, 2014	Cape Girardeau, Mo.	W, 66-49
Feb. 8, 2014	Charleston, Ill.	L, 48-53
Feb. 7, 2015	Cape Girardeau, Mo.	W, 69-65
Feb. 21, 2015	Charleston, Ill.	L, 48-49
Feb. 6, 2016	Charleston, Ill.	L, 59-64
Feb. 20, 2016	Cape Girardeau, Mo.	W, 82-52
Jan. 21, 2017	Cape Girardeau, Mo.	L, 62-71
Feb. 11, 2017	Charleston, Ill.	W, 107-65
Jan. 20, 2018	Charleston, Ill.	W, 77-54
Feb. 14, 2018	Cape Girardeau, Mo.	W, 51-48
Jan. 26, 2019	Cape Girardeau, Mo.	W, 72-57
Feb. 16, 2019	Charleston, Ill.	W, 80-54
	^~OVC Tournament	
	#-Woods Owl Classic	
	\$-EIU Tournament	

Eastern Kentucky 16-30 (H: 9-13, A: 7-16, N: 0-0)		
Date	Location	Result
Dec. 1, 1984	Richmond, Ky.	L, 64-70
Jan. 20, 1992	Cape Girardeau, Mo.	L, 57-79
Feb. 15, 1992	Richmond, Ky.	L, 59-78
Jan. 25, 1993	Cape Girardeau, Mo.	L, 60-66
Feb. 15, 1993	Richmond, Ky.	L, 58-65
Jan. 8, 1994	Richmond, Ky.	L, 58-74
Feb. 7, 1994	Cape Girardeau, Mo.	L, 67-83
Jan. 7, 1995	Cape Girardeau, Mo.	L, 79-86
Feb. 5, 1995	Richmond, Ky.	L, 71-78
Jan. 6, 1996	Richmond, Ky.	L, 73-79
Feb. 5, 1996	Cape Girardeau, Mo.	W, 90-82
Jan. 11, 1997	Cape Girardeau, Mo.	L, 55-71
Feb. 9, 1997	Richmond, Ky.	L, 44-81
Jan. 5, 1998	Richmond, Ky.	L, 58-97
Jan. 31, 1998	Cape Girardeau, Mo.	L, 77-86
Feb. 24, 1998	--	L, 75-92^
Jan. 2, 1999	Cape Girardeau, Mo.	W, 101-93 ^{20T}
Jan. 25, 1999	Richmond, Ky.	L, 61-62
Jan. 29, 2000	Cape Girardeau, Mo.	W, 87-66
Feb. 26, 2000	Richmond, Ky.	L, 86-91OT
Jan. 29, 2001	Richmond, Ky.	L, 82-89
Feb. 22, 2001	Cape Girardeau, Mo.	L, 82-91

Jan. 10, 2002	Cape Girardeau, Mo.	L, 67-94
Feb. 9, 2002	Richmond, Ky.	L, 73-82
Jan. 13, 2003	Richmond, Ky.	L, 77-88
Feb. 8, 2003	Cape Girardeau, Mo.	L, 75-81
Feb. 19, 2004	Cape Girardeau, Mo.	W, 88-78
Feb. 17, 2005	Richmond, Ky.	L, 62-66*
Mar. 5, 2005	Nashville, Tenn.	L, 73-84 ^{20T^*}
Jan. 2, 2006	Cape Girardeau, Mo.	W, 84-78*
Feb. 11, 2006	Richmond, Ky.	W, 87-86 ^{OT*}
Jan. 2, 2007	Richmond, Ky.	W, 64-62
Feb. 10, 2007	Cape Girardeau, Mo.	W, 73-72
Feb. 9, 2008	Richmond, Ky.	W, 72-67
Feb. 23, 2008	Cape Girardeau, Mo.	W, 68-52
Jan. 17, 2009	Cape Girardeau, Mo.	W, 71-54
Feb. 12, 2009	Richmond, Ky.	W, 66-56
Jan. 16, 2010	Richmond, Ky.	W, 43-41
Feb. 11, 2010	Cape Girardeau, Mo.	L, 45-50
Jan. 15, 2011	Cape Girardeau, Mo.	W, 74-58
Feb. 10, 2011	Richmond, Ky.	W, 64-57
Jan. 7, 2012	Richmond, Ky.	L, 37-52
Feb. 2, 2013	Cape Girardeau, Mo.	L, 49-53
Feb. 1, 2014	Richmond, Ky.	L, 56-75
Jan. 10, 2015	Cape Girardeau, Mo.	L, 54-57
Jan. 9, 2016	Richmond, Ky.	L, 55-56
Dec. 31, 2016	Cape Girardeau, Mo.	L, 63-74
Jan. 13, 2018	Cape Girardeau, Mo.	W, 69-55
Feb. 22, 2018	Richmond, Ky.	W, 66-52
Jan. 19, 2019	Richmond, Ky.	W, 52-42
	^~OVC Tournament	

Eastern Washington 0-1 (H: 0-0, A: 0-0, N: 0-1)		
Date	Location	Result
Nov. 26, 2000--	--	L, 64-67#
	#-Fresno State Classic	

Elmhurst 1-0 (H: 0-0, A: 0-0, N: 1-0)		
Date	Location	Result
Jan. 7, 1980	--	W, 77-36%
	%~Chicago Shootout	

Evangel 2-1 (H: 2-0, A: 0-1, N: 0-0)		
Date	Location	Result
Feb. 13, 1981	Springfield, Mo.	L, 47-66
Feb. 12, 1982	Cape Girardeau, Mo.	W, 76-48
Nov. 24, 2017	Cape Girardeau, Mo.	W, 72-60!
	!~SEMO Thanksgiving Classic	

Evansville 7-3 (H: 4-0, A: 3-2, N: 0-1)		
Date	Location	Result
Jan. 28, 1981	Evansville, Ind.	W< 70-68
Feb. 16, 1982	Cape Girardeau, Mo.	W, 101-65
Dec. 8, 1982	Evansville, Ind.	L, 58-63
Feb. 8, 1984	Cape Girardeau, Mo.	W, 87-64



Nov. 26, 1991	Evansville, Ind.	L, 63-65
Jan. 3, 1994	Cape Girardeau, Mo.	W, 88-61
Mar. 20, 2008	--	L, 58-60^
Nov. 20, 2016	Evansville, Ind.	W, 76-74
Dec. 19, 2017	Cape Girardeau, Mo.	W, 74-65
Dec. 8, 2018	Evansville, Ind.	W, 54-50
	^-WNIT	

Florida International 2-0

(H: 0-0, A: 0-0, N: 2-0)

Date	Location	Result
Dec. 31, 1982	--	W, 81-67#
Jan. 7, 1984	--	W, 74-61
	#-Miami Dial Classic	

Florida State 0-2

(H: 0-1, A: 0-1, N: 0-0)

Date	Location	Result
Nov. 17, 2006	Cape Girardeau, Mo.	L, 50-64
Nov. 25, 2008	Tallahassee, Flo.	L, 31-62

Forest Park 4-3

(H: 1-0, A: 2-1, N: 0-0)

Date	Location	Result
1975-1976	--	L, 43-47
1975-76	--	L, 43-68
1976-77	--	W, 64-47
Jan. 25, 1978	St. Louis, Mo.	W+
Feb. 3, 1978	St. Louis, Mo.	W+
Feb. 14, 1978	St. Louis, Mo.	L, 49-55
Dec. 20, 1978	Cape Girardeau, Mo.	W, 71-46
	+-Game results not available	

Gardner-Webb 1-0

(H: 0-0, A: 0-0, N: 1-0)

Date	Location	Result
Dec. 21, 2002	--	W, 98-63

George Mason 0-1

(H: 0-0, A: 0-0, N: 1-0)

Date	Location	Result
Nov. 18, 2017	--	L, 38-57!
	!-Preseason WNIT	

Greenville 0-1

(H: 0-0, A: 0-1, N: 0-0)

Date	Location	Result
Feb. 14, 1979	Greenville, Ill.	L, 57-63

Hannibal-La Grange 1-0

(H: 1-0, A: 0-0, N: 0-0)

Date	Location	Result
Nov. 14, 2016	Cape Girardeau, Mo.	W, 99-52

Harris-Stowe 4-0

(H: 4-0, A: 0-0, N: 0-0)

Date	Location	Result
Nov. 21, 2006	Cape Girardeau, Mo.	W, 101-78
Feb. 4, 2008	Cape Girardeau, Mo.	W, 73-45
Nov. 16, 2015	Cape Girardeau, Mo.	W, 78-66
Dec. 29, 2018	Cape Girardeau, Mo.	W, 80-65

Hawaii 1-0

(H: 0-0, A: 0-0, N: 1-0)

Date	Location	Result
Dec. 9, 2004	--	W, 79-69&*
	&-Wakiki Beach Marriott Invitational	

Henderson State 2-0

(H: 2-0, A: 0-0, N: 0-0)

Date	Location	Result
Nov. 22, 2002	Cape Girardeau, Mo.	W, 85-55
Nov. 26, 2005	Cape Girardeau, Mo.	W, 79-66&*
Nov. 13, 2007	Cape Girardeau, Mo.	W, 59-58
	%-%Southeast Hospital Classic	

Houston 0-1

(H: 0-0, A: 0-0, N: 0-1)

Date	Location	Result
Nov. 23, 2012	--	L, 44-61!
	!-David Jones Classic	

Idaho 0-1

(H: 0-0, A: 0-0, N: 0-1)

Date	Location	Result
Dec. 14, 2014	--	L, 62-78!
	!-Glass City Classic	

Idaho State 0-1

(H: 0-0, A: 0-0, N: 0-1)

Date	Location	Result
Nov. 27, 2015	--	L, 64-65!
	!-UTEP Thanksgiving Classic	

Illinois College 1-1

(H: 0-0, A: 0-1, N: 1-0)

Date	Location	Result
Feb. 21, 1981	Jacksonville, Ill.	W, 84-47
Nov. 27, 2004	--	W, 85-62&*
Dec. 18, 2004	Chicago, Ill.	L, 76-78*
	&-Healthpoint Plaza Thanksgiving Classic	

Illinois at Chicago 2-2

(H: 1-1, A: 0-1, N: 0-0)

Date	Location	Result
Nov. 25, 1995	Cape Girardeau, Mo.	L, 45-59!
Nov. 15, 2011	Chicago, Ill.	L, 54-69

Jan. 4, 1983	--	W, 74-61
Dec. 1, 2012	Cape Girardeau, Mo.	W, 67-62
	!-Otahkian Shootout	

Illinois-Springfield 3-0

(H: 3-0, A: 0-0, N: 0-0)

Date	Location	Result
Dec. 12, 2013	Cape Girardeau, Mo.	W, 72-56
Dec. 21, 2014	Cape Girardeau, Mo.	W, 73-56
Dec. 3, 2018	Cape Girardeau, Mo.	W, 82-46

Indiana State 0-6

(H: 0-3, A: 0-2, N: 0-0)

Date	Location	Result
Nov. 21, 1998	Terre Haute, Ind.	L, 56-78
Dec. 10, 1999	Cape Girardeau, Mo.	L, 58-77
Dec. 20, 2002	--	L, 71-82
Nov. 28, 2008	Cape Girardeau, Mo.	L, 72-75
Nov. 24, 2009	Terre Haute, Ind.	L, 28-72
Nov. 29, 2018	Cape Girardeau, Mo.	L, 51-62

IU-Southeast 1-0

(H: 1-0, A: 0-0, N: 0-0)

Date	Location	Result
Nov. 3, 2017	Cape Girardeau, Mo.	W, 76-53

Indianapolis 1-0

(H: 1-0, A: 0-0, N: 0-0)

Date	Location	Result
Nov. 30, 1990	Cape Girardeau, Mo.	W, 73-57@
	@-Otahkian Shootout	

Jackson State 1-0

(H: 0-0, A: 0-0, N: 1-0)

Date	Location	Result
Nov. 13, 2010	--	W, 55-37!
	!-Inn at Ole Miss Classic	

Jacksonville State 14-7

(H: 8-2, A: 6-5, N: 0-0)

Date	Location	Result
Jan. 29, 2004	Jacksonville, Ala.	L, 83-95
Jan. 27, 2005	Cape Girardeau, Mo.	W, 94-51*
Dec. 20, 2005	Jacksonville, Ala.	W, 83-76*
Feb. 25, 2006	Cape Girardeau, Mo.	W, 82-72*
Dec. 17, 2006	Cape Girardeau, Mo.	W, 90-83
Feb. 24, 2007	Jacksonville, Ala.	W, 85-50
Dec. 20, 2007	Jacksonville, Ala.	W, 83-71
Mar. 1, 2008	Cape Girardeau, Mo.	W, 85-42
Mar. 4, 2008	Cape Girardeau, Mo.	W, 67-45*
Jan. 5, 2009	Jacksonville, Ala.	W, 82-60
Jan. 29, 2009	Cape Girardeau, Mo.	W, 57-37
Jan. 4, 2010	Cape Girardeau, Mo.	W, 56-53
Jan. 28, 2010	Jacksonville, Ala.	W, 52-47
Dec. 19, 2011	Jacksonville, Ala.	L, 48-62

Jan. 27, 2011	Cape Girardeau, Mo.	L, 49-51
Jan. 2, 2012	Cape Girardeau, Mo.	W, 66-48
Feb. 23, 2012	Jacksonville, Ala.	W, 54-47
Feb. 23, 2013	Jacksonville, Ala.	L, 57-60
Feb. 22, 2014	Cape Girardeau, Mo.	W, 59-48
Jan. 14, 2015	Jacksonville, Ala.	L, 34-70
Jan. 13, 2016	Cape Girardeau, Mo.	W, 61-47
Feb. 1, 2017	Jacksonville, Ala.	W, 65-58
Jan. 27, 2018	Jacksonville, Ala.	L, 48-55
Feb. 9, 2019	Cape Girardeau, Mo.	L, 39-56
^OVC Tournament		

Johnson C. Smith

1-0

(H: 0-0, A: 1-0, N: 0-0)

Date	Location	Result
Dec. 2, 1989	Charlotte, NC	W, 78-43&
&-JC Smith Tournament		

Kansas

0-2

(H: 0-0, A: 0-2, N: 0-0)

Date	Location	Result
Nov. 14, 2012	Lawrence, Kan.	L, 58-68
Dec. 10, 2017	Lawrence, Kan.	L, 50-51

Kansas State

0-1

(H: 0-0, A: 0-0, N: 0-1)

Date	Location	Result
Dec. 30, 2003	--	L, 42-78\$
\$-UTSA Classic		

Kentucky Wesleyan

5-1

(H: 4-0, A: 1-1, N: 0-0)

Date	Location	Result
Dec. 4, 1982	Cape Girardeau, Mo.	W, 75-51
Dec. 8, 1983	Owensboro, Ky.	W, 67-49
Dec. 7, 1985	Cape Girardeau, Mo.	W, 93-39
Dec. 7, 1989	Owensboro, Ky.	L, 70-73
Dec. 30, 1989	Cape Girardeau, Mo.	W, 77-43
Dec. 1, 1993	Cape Girardeau, Mo.	W, 90-54

Langston

0-1

(H: 0-1, A: 0-0, N: 0-0)

Date	Location	Result
Nov. 24, 1979	Cape Girardeau, Mo.	L, 62-77

Lincoln

18-8

(H: 9-3, A: 8-4, N: 1-0)

Date	Location	Result
1976-1977	--	L, 52-58
Jan. 18, 1978	Cape Girardeau, Mo.	L, 54-55
Feb. 11, 1978	Lincoln, Neb.	L, 44-77
Nov. 13, 1979	Lincoln, Neb.	L, 53-61
Jan. 19, 1980	Cape Girardeau, Mo.	L, 59-60
Nov. 14, 1980	Cape Girardeau, Mo.	L, 70-82
Feb. 6, 1981	Lincoln, Neb.	L, 60-73

Dec. 1, 1981	Lincoln, Neb.	W, 78-39
Jan. 20, 1982	Cape Girardeau, Mo.	W, 82-59
Jan. 29, 1983	Cape Girardeau, Mo.	W, 81-66
Feb. 19, 1983	Lincoln, Neb.	W, 68-60
Jan. 28, 1984	Lincoln, Neb.	W, 85-68
Feb. 18, 1984	Cape Girardeau, Mo.	W, 78-58
Jan. 30, 1985	Lincoln, Neb.	L, 54-67
Feb. 20, 1985	Cape Girardeau, Mo.	W, 64-56
Jan. 29, 1986	Cape Girardeau, Mo.	W, 92-46
Feb. 19, 1986	Lincoln, Neb.	W, 90-70
Feb. 27, 1986	--	W, 96-75^
Jan. 28, 1987	Lincoln, Neb.	W, 87-48
Feb. 18, 1987	Cape Girardeau, Mo.	W, 72-49
Feb. 3, 1988	Lincoln, Neb.	W, 74-56
Feb. 24, 1988	Cape Girardeau, Mo.	W, 83-48
Feb. 1, 1989	Cape Girardeau, Mo.	W, 84-67
Feb. 22, 1989	Lincoln, Neb.	W, 92-70
Feb. 24, 1990	Cape Girardeau, Mo.	W, 91-43
Feb. 23, 1991	Lincoln, Neb.	W, 81-44
^MIAA Tournament		

Lindenwood

1-0

(H: 1-0, A: 0-0, N: 0-0)

Date	Location	Result
Dec. 3, 2012	Cape Girardeau, Mo.	W, 66-56

Lindenwood-Belleville

1-0

(H: 1-0, A: 0-0, N: 0-0)

Date	Location	Result
Dec. 30, 2010	Cape Girardeau, Mo.	W, 77-46

Lipscomb

6-2

(H: 3-1, A: 3-1, N: 0-0)

Date	Location	Result
Dec. 9, 1986	Cape Girardeau, Mo.	W, 70-48
Jan. 7, 1989	Nashville, Tenn.	W, 86-75
Nov. 29, 2000	Cape Girardeau, Mo.	L, 60-61
Nov. 27, 2001	Nashville, Tenn.	W, 72-58
Dec. 5, 2002	Cape Girardeau, Mo.	W, 71-50
Dec. 20, 2003	Nashville, Tenn.	L, 47-52
Dec. 8, 2015	Nashville, Tenn.	W, 84-69
Dec. 6, 2016	Cape Girardeau, Mo.	W, 79-63

Longwood

1-0

(H: 0-0, A: 0-0, N: 1-0)

Date	Location	Result
Dec. 20, 2011	--	W, 56-52&
&-Wright State Holiday Invitational		

Louisiana

0-1

(H: 0-0, A: 0-0, N: 0-1)

Date	Location	Result
Nov. 25, 2016	--	L, 78-82 ^{OT} !
!-Southern Miss Thanksgiving Tournament		

Louisiana-Lafayette Previously SW Louisiana

1-1

(H: 1-0, A: 0-1, N: 0-0)

Date	Location	Result
Jan. 3, 1986	Lafayette, LA	L, 70-72
Nov. 25, 1994	Cape Girardeau, Mo.	W, 73-60!
!-Otahkian Shootout		

Louisiana Tech

0-1

(H: 0-0, A: 0-0, N: 0-1)

Date	Location	Result
Nov. 27, 1999	Las Vegas, NV	L, 54-96!
!-UNLV Lady Rebel Shootout		

Louisville

0-2

(H: 0-0, A: 0-2, N: 0-0)

Date	Location	Result
Nov. 19, 2010	Louisville, Ky.	L, 43-97
Nov. 10, 2017	Louisville, Ky.	L, 40-80

Lyon College

0-0

(H: 0-0, A: 0-0, N: 0-0)

Date	Location	Result
Nov. 23, 2004	Cape Girardeau, Mo.	W, 105-45*

MacMurray

1-0

(H: 0-0, A: 1-0, N: 0-0)

Date	Location	Result
Feb. 20, 1981	Jacksonville, Ill.	W, 92-49

Mankato State

1-0

(H: 0-0, A: 0-0, N: 1-0)

Date	Location	Result
Dec. 2, 1988	Highland Hts., Ky.	W, 70-46#
#-Perkins NKU Classic		

Martin Methodist

1-0

(H: 1-0, A: 0-0, N: 0-0)

Date	Location	Result
Dec. 28, 2006	Cape Girardeau, Mo.	W, 93-53

Maryville (St. Louis)

0-0

(H: 0-0, A: 0-0)

Date	Location	Result
Nov. 23, 2010	Cape Girardeau, Mo.	W, 61-48

McKendree

0-0

(H: 0-0, A: 0-0, N: 0-0)

Date	Location	Result
1978-1979	--	W, 85-36
Jan. 17, 1980	Cape Girardeau, Mo.	W, 93-55
Feb. 23, 1982	Cape Girardeau, Mo.	W, 77-58



Dec. 10, 1984	Cape Girardeau, Mo.	W, 85-50
Dec. 8, 1986	Cape Girardeau, Mo.	W, 89-46
Oct. 29, 2017	Cape Girardeau, Mo.	W, 61-34

Memphis
Previously Memphis State
0-4

(H: 0-0, A: 0-2, N: 0-0)

Date	Location	Result
1976-1977	--	L, 29-93
1976-1977	--	L, 24-109
Dec. 16, 2016	Memphis, Tenn.	L, 63-65
Dec. 17, 2018	Memphis, Tenn.	L, 57-69

Meramec
4-5

(H: 1-0, A: 0-1, N: 0-0)

Date	Location	Result
1975-1976	--	L, 61-66
1976-1977	--	L, 51-57!
1976-1977	--	L, 55-79
Nov. 10, 1977	--	L+
Nov. 29, 1977	--	L+
Jan. 9, 1978	--	W+
Jan. 16, 1978	--	W+
1978-1979	--	W, 61-59
Feb. 13, 1979	Cape Girardeau, Mo.	W, 61-59

+ -Game results not available

! -Meramec Classic

Metropolitan State
1-0

(H: 0-0, A: 1-0, N: 0-0)

Date	Location	Result
Jan. 6, 1988	Saint Paul, MN	W, 83-57

Middle Tennessee State
4-16

(H: 2-7, A: 2-7, N: 0-2)

Date	Location	Result
Jan. 11, 1992	Murfreesboro, Tenn.	L, 57-81
Feb. 24, 1992	Cape Girardeau, Mo.	L, 67-82
Jan. 30, 1993	Cape Girardeau, Mo.	L, 58-65
Feb. 27, 1993	Murfreesboro, Tenn.	L, 65-75
Jan. 17, 1994	Cape Girardeau, Mo.	L, 67-70
Feb. 14, 1994	Murfreesboro, Tenn.	W, 68-64
Mar. 5, 1994	--	L, 70-71*
Jan. 16, 1995	Murfreesboro, Tenn.	L, 64-73
Feb. 11, 1995	Cape Girardeau, Mo.	L, 67-78
Jan. 13, 1996	Murfreesboro, Tenn.	L, 64-78
Feb. 12, 1996	Cape Girardeau, Mo.	W, 82-81
Jan. 18, 1997	Murfreesboro, Tenn.	W, 74-73 ^{OT}
Feb. 17, 1997	Cape Girardeau, Mo.	L, 63-78
Jan. 10, 1998	Cape Girardeau, Mo.	L, 71-89
Feb. 7, 1998	Murfreesboro, Tenn.	L, 67-95
Jan. 7, 1999	Murfreesboro, Tenn.	L, 75-82
Feb. 4, 1999	Cape Girardeau, Mo.	W, 76-73
Dec. 4, 1999	Murfreesboro, Tenn.	L, 81-85 ^{OT}
Feb. 8, 2000	Cape Girardeau, Mo.	L, 58-67
Feb. 29, 2000	--	L, 57-76*

* -OVC Tournament

Milikin

2-0

(H: 0-1, A: 0-2, N: 0-0)

Date	Location	Result
Dec. 28, 1982	--	W, 88-59#
Dec. 9, 1985	Decatur, Ill.	W, 93-67

-Miami Dial Classic

Mississippi
0-3

(H: 0-1, A: 0-2, N: 0-0)

Date	Location	Result
Dec. 5, 1986	Oxford, Miss.	L, 63-72#
Nov. 21, 2011	Cape Girardeau, Mo.	L, 43-51
Nov. 25, 2014	Oxford, Miss.	L, 57-58

-Ole Miss Dial Classic

Mississippi State
0-2

(H: 0-0, A: 0-2, N: 0-0)

Date	Location	Result
Dec. 11, 1982	Starkville, Miss.	L, 44-77
Nov. 6, 2018	Starkville, Miss.	L, 53-88

Mississippi Valley State
2-1

(H: 1-0, A: 0-1, N: 1-0)

Date	Location	Result
Nov. 19, 1999	Jonesboro, Ark.	W, 77-42!
Dec. 4, 2000	Itta Bena, Miss.	L, 63-69 ^{OT}
Dec. 30, 2000	Cape Girardeau, Mo.	W, 78-44

! -Arkansas State Lady Indian Invitational

Missouri
1-17

(H: 1-4, A: 0-12, N: 0-1)

Date	Location	Result
1975-76	Columbia, Mo.	L, 44-95
1976-77	Cape Girardeau, Mo.	L, 39-97
1976-77	Columbia, Mo.	L, 55-89
Nov. 28, 1978	Columbia, Mo.	L, 36-101
Nov. 22, 1991	Cape Girardeau, Mo.	L, 57-68
Dec. 31, 1991	Columbia, Mo.	L, 50-58
Dec. 11, 1993	Columbia, Mo.	L, 60-89
Dec. 7, 1994	Cape Girardeau, Mo.	L, 58-69
Dec. 9, 1995	Columbia, Mo.	L, 62-75
Dec. 2, 1996	Cape Girardeau, Mo.	L, 65-103
Nov. 20, 1997	Columbia, Mo.	L, 53-76
Nov. 24, 1998	Cape Girardeau, Mo.	W, 90-71
Dec. 1, 2001	Edinburg, Texas	L, 62-80#
Dec. 29, 2008	Columbia, Mo.	L, 31-60
Nov. 29, 2012	Columbia, Mo.	L, 51-80
Nov. 21, 2013	Columbia, Mo.	L, 57-62
Nov. 17, 2014	Columbia, Mo.	L, 42-88
Dec. 2, 2015	Columbia, Mo.	L, 32-74

-Texas-Pan American Classic

Missouri Baptist
8-0

(H: 6-0, A: 2-0, N: 0-0)

Date	Location	Result
Dec. 8, 1987	Cape Girardeau, Mo.	W, 106-57

Nov. 23, 1988	Creve Coeur, Mo.	W, 97-50
Nov. 17, 1989	Cape Girardeau, Mo.	W, 94-65
Dec. 29, 1990	Creve Coeur, Mo.	W, 86-54
Jan. 2, 2002	Cape Girardeau, Mo.	W, 70-53
Feb. 4, 1991	Cape Girardeau, Mo.	W, 94-44
Jan. 6, 1992	Cape Girardeau, Mo.	W, 81-42
Nov. 17, 2000	Cape Girardeau, Mo.	W, 83-53

Missouri State
2-12

(H: 2-5, A: 0-5, N: 0-0)

Date	Location	Result
1975-1976	--	L, 44-95
1976-1977	--	L, 38-93
Jan. 28, 1978	Cape Girardeau, Mo.	L, 49-73
Nov. 18, 1978	Springfield, Mo.	L, 67-69
Feb. 1, 1980	Cape Girardeau, Mo.	L, 54-63
Nov. 18, 1980	Cape Girardeau, Mo.	L, 69-84
Jan. 29, 1982	Cape Girardeau, Mo.	W, 84-68
Nov. 26, 2002	Springfield, Mo.	L, 76-85*
Dec. 23, 2003	Springfield, Mo.	L, 59-87*
Dec. 22, 2004	Cape Girardeau, Mo.	L, 64-73*
Nov. 14, 2008	Cape Girardeau, Mo.	W, 67-64
Nov. 21, 2009	Springfield, Mo.	L, 46-72
Dec. 21, 2012	Cape Girardeau, Mo.	L, 55-69
Dec. 21, 2013	Springfield, Mo.	L, 66-77

Missouri Southern State
6-0

(H: 2-0, A: 3-0, N: 1-0)

Date	Location	Result
Nov. 26, 1978	--	W, 73-66#
Dec. 11, 1981	Joplin, Mo.	W, 75-70
Jan. 17, 1990	Cape Girardeau, Mo.	W, 98-55
Feb. 7, 1990	Joplin, Mo.	W, 80-62
Jan. 16, 1991	Joplin, Mo.	W, 64-51
Feb. 6, 1991	Cape Girardeau, Mo.	W, 68-60

-Woods Owl Classic

Missouri Western State
2-0

(H: 1-0, A: 0-0, N: 0-0)

Date	Location	Result
Jan. 20, 1990	St. Joseph, Mo.	W, 71-58
Jan. 19, 1991	Cape Girardeau, Mo.	W, 78-61

Missouri-Kansas City
7-3

(H: 4-1, A: 3-2)

Date	Location	Result
Dec. 3, 1991	Kansas City, Mo.	L, 51-70
Feb. 6, 1993	Cape Girardeau, Mo.	L, 50-75
Feb. 21, 1994	Kansas City, Mo.	W, 84-64
Nov. 28, 1994	Cape Girardeau, Mo.	W, 63-58
Nov. 23, 1999	Cape Girardeau, Mo.	W, 70-71*
Nov. 21, 2000	Kansas City, Mo.	W, 65-48
Nov. 12, 2012	Kansas City, Mo.	L, 64-69
Nov. 14, 2013	Cape Girardeau, Mo.	W, 76-74
Dec. 10, 2014	Kansas City, Mo.	W, 65-50
Nov. 20, 2015	Cape Girardeau, Mo.	W, 78-65

*UMKC forfeit due to using ineligible players.

Missouri-Rolla**23-8****(H: 11-4, A: 9-4, N: 0-0)**

Date	Location	Result
Dec. 3, 1977	Cape Girardeau, Mo.	L, 41-99
Dec. 9, 1977	Rolla, Mo.	L+
Dec. 1, 1978	Cape Girardeau, Mo.	L, 49-58
Feb. 2, 1979	Rolla, Mo.	L, 50-71
Nov. 20, 1979	Rolla, Mo.	L, 60-69
Jan. 28, 1980	Cape Girardeau, Mo.	L, 49-71
Nov. 24, 1980	Cape Girardeau, Mo.	W, 60-57
Feb. 9, 1981	Cape Girardeau, Mo.	L, 56-57
Nov. 28, 1981	--	W, 83-68&
Dec. 4, 1981	Rolla, Mo.	W, 73-64
Feb. 13, 1982	Cape Girardeau, Mo.	W, 84-62
Jan. 26, 1983	Rolla, Mo.	W, 87-54
Feb. 16, 1983	Cape Girardeau, Mo.	W, 80-44
Jan. 25, 1984	Cape Girardeau, Mo.	W, 78-41
Feb. 15, 1984	Rolla, Mo.	W, 90-63
Jan. 9, 1985	Cape Girardeau, Mo.	W, 89-41
Feb. 2, 1985	Rolla, Mo.	L, 69-72
Jan. 8, 1986	Rolla, Mo.	W, 87-69
Feb. 1, 1986	Cape Girardeau, Mo.	W, 90-41
Jan. 7, 1987	Cape Girardeau, Mo.	W, 73-72
Jan. 31, 1987	Rolla, Mo.	W, 71-67
Feb. .26, 1987	--	W, 76-64^
Jan. 13, 1988	Rolla, Mo.	W, 72-40
Feb. 6, 1988	Cape Girardeau, Mo.	W, 60-47
Jan. 11, 1989	Cape Girardeau, Mo.	W, 86-73
Feb. 4, 1989	Rolla, Mo.	W, 63-54
Mar. 2, 1989	--	W, 68-53^
Feb. 3, 1990	Rolla, Mo.	W, 75-58
Feb. 21, 1990	Cape Girardeau, Mo.	W, 73-53
Feb. 2, 1991	Cape Girardeau, Mo.	W, 71-56
Feb. 20, 1991	Rolla, Mo.	W, 64-52

^MIAA Tournament

&-UMSL Tourn. (St. Louis, Mo.)

+-Game Results not available

Missouri-Saint Louis**27-5****(H: 16-0, A: 11-3, N: 0-0)**

Date	Location	Result
1975-1976	--	L, 31-71
1976-1977	--	L, 34-70
Jan. 31, 1978	St. Louis, Mo.	W, 63-46
Jan. 23, 1979	Cape Girardeau, Mo.	W, 67-58
Jan. 21, 1980	Cape Girardeau, Mo.	W, 56-53
Jan. 30, 1980	St. Louis, Mo.	L, 35-60
Jan. 21, 1981	Cape Girardeau, Mo.	W, 83-66
Feb. 18, 1981	St. Louis, Mo.	L, 47-70
Nov. 29, 1981	St. Louis, Mo.	L, 69-72!
Dec. 9, 1981	St. Louis, Mo.	W, 80-63
Feb. 3, 1982	Cape Girardeau, Mo.	W, 70-63
Feb. 25, 1982	Cape Girardeau, Mo.	W, 56-45
Jan. 12, 1983	St. Louis, Mo.	W, 74-61
Feb. 26, 1983	Cape Girardeau, Mo.	W, 96-60
Jan. 11, 1984	Cape Girardeau, Mo.	W, 90-61
Feb. 25, 1984	St. Louis, Mo.	W, 83-66
Jan. 23, 1985	Cape Girardeau, Mo.	W, 69-59
Feb. 13, 1985	St. Louis, Mo.	W, 69-64

Jan. 22, 1986	St. Louis, Mo.	W, 70-66
Feb. 12, 1986	Cape Girardeau, Mo.	W, 84-56
Jan. 21, 1987	Cape Girardeau, Mo.	W, 75-50
Feb. 11, 1987	St. Louis, Mo.	W, 72-55
Jan. 27, 1988	St. Louis, Mo.	W, 70-64 ^{OT}
Feb. 17, 1988	Cape Girardeau, Mo.	W, 77-44
Jan. 25, 1989	Cape Girardeau, Mo.	W, 80-60
Feb. 15, 1989	St. Louis, Mo.	W, 76-52
Jan. 10, 1990	Cape Girardeau, Mo.	W, 89-63
Jan. 31, 1990	St. Louis, Mo.	W, 87-53
Jan. 9, 1991	St. Louis, Mo.	W, 91-67
Jan. 30, 1991	Cape Girardeau, Mo.	W, 78-38
Dec. 8, 1992	Cape Girardeau, Mo.	W, 81-58
Nov. 13, 2009	Cape Girardeau, Mo.	W, 66-53

!-UMSL Tourn. (St. Louis, Mo.)

Missouri Valley**1-0****(H: 1-0, A: 0-0, N: 0-0)**

Date	Location	Result
Nov. 14, 2017	Cape Girardeau, Mo.	W, 69-34

Montana**0-1****(H: 0-0, A: 0-0, N: 0-1)**

Date	Location	Result
Nov. 16, 2001	--	L, 63-78\$

\$-Lady Tiger Tournament

Morehead State**23-21****(H: 14-9, A: 9-12)**

Date	Location	Result
Mar. 10, 1982	--	W, 60-46^
Jan. 18, 1992	Cape Girardeau, Mo.	W, 85-84
Feb. 17, 1992	Morehead, Ky.	W, 70-69
Jan. 23, 1993	Cape Girardeau, Mo.	W, 80-75
Feb. 13, 1993	Morehead, Ky.	W, 74-62
Jan. 10, 1994	Morehead, Ky.	L, 73-80
Feb. 5, 1994	Cape Girardeau, Mo.	W, 72-54
Jan. 9, 1995	Cape Girardeau, Mo.	W, 81-78
Feb. 4, 1995	Morehead, Ky.	W, 87-69
Jan. 8, 1996	Morehead, Ky.	L, 83-95
Feb. 3, 1996	Cape Girardeau, Mo.	W, 84-79
Jan. 13, 1997	Cape Girardeau, Mo.	W, 75-72
Feb. 8, 1997	Morehead, Ky.	L, 68-83
Jan. 3, 1998	Morehead, Ky.	L, 95-98 ^{OT}
Feb. 2, 1998	Cape Girardeau, Mo.	W, 82-74 ^{OT}
Jan. 4, 1999	Cape Girardeau, Mo.	W, 65-58
Jan. 30, 1999	Morehead, Ky.	W, 104-70
Jan. 27, 2000	Cape Girardeau, Mo.	W, 85-62
Feb. 24, 2000	Morehead, Ky.	W, 82-76
Jan. 27, 2001	Morehead, Ky.	W, 67-66
Feb. 24, 2001	Cape Girardeau, Mo.	W, 81-61
Jan. 12, 2002	Cape Girardeau, Mo.	L, 70-79
Feb. 7, 2002	Morehead, Ky.	L, 72-79
Jan. 11, 2003	Morehead, Ky.	W, 83-63
Feb. 10, 2003	Cape Girardeau, Mo.	W, 78-64
Feb. 21, 2004	Cape Girardeau, Mo.	W, 88-62
Feb. 19, 2005	Morehead, Ky.	W, 82-70*
Jan. 26, 2006	Cape Girardeau, Mo.	W, 62-50*

Feb. 9, 2006	Morehead, Ky.	W, 58-43*
Jan. 24, 2007	Morehead, Ky.	L, 58-68
Feb. 8, 2007	Cape Girardeau, Mo.	W, 84-70
Jan. 24, 2008	Cape Girardeau, Mo.	W, 66-58
Feb. 7, 2008	Morehead, Ky.	W, 50-48
Jan. 15, 2009	Cape Girardeau, Mo.	L, 68-74
Feb. 14, 2009	Morehead, Ky.	L, 54-55
Jan. 14, 2010	Morehead, Ky.	L, 37-75
Feb. 13, 2010	Cape Girardeau, Mo.	L, 50-65
Jan. 13, 2011	Cape Girardeau, Mo.	L, 69-85
Feb. 12, 2011	Morehead, Ky.	L, 40-89
Dec. 28, 2011	Cape Girardeau, Mo.	L, 57-61
Jan. 21, 2013	Cape Girardeau, Mo.	L, 64-70
Jan. 20, 2014	Morehead, Ky.	L, 59-62
Jan. 8, 2015	Cape Girardeau, Mo.	L, 59-64
Jan. 7, 2016	Morehead, Ky.	W, 89-79
Feb. 4, 2017	Cape Girardeau, Mo.	L, 72-82
Jan. 11, 2018	Cape Girardeau, Mo.	L, 56-59
Feb. 8, 2018	Morehead, Ky.	L, 58-60
Jan. 17, 2019	Morehead, Ky.	L, 54-82

^AIAW DII Tournament

Morningside**2-0****(H: 0-0, A: 0-0, N: 1-0)**

Date	Location	Result
Nov. 25, 1983	--	W, 71-60
Nov. 29, 1985	Omaha, Neb.	W, 97-64#

#-Nebraska-Omaha Tournament

Murray State**34-28****(H: 21-11, A: 12-17, N: 1-0)**

Date	Location	Result
1976-77	Murray, Ky.	L, 47-105
1976-77	Cape Girardeau, Mo.	L, 38-63
Dec. 4, 1984	Murray, Ky.	L, 64-74
Jan. 16, 1985	Cape Girardeau, Mo.	L, 64-66
Nov. 28, 1989	Murray, Ky.	L, 68-72
Nov. 26, 1990	Cape Girardeau, Mo.	W, 76-56
Jan. 13, 1992	Murray, Ky.	W, 74-73
Feb. 22, 1992	Cape Girardeau, Mo.	W, 78-60
Jan. 16, 1993	Cape Girardeau, Mo.	W, 70-67
Feb. 8, 1993	Murray, Ky.	W, 86-72
Feb. 2, 1994	Murray, Ky.	W, 70-61
Feb. 19, 1994	Cape Girardeau, Mo.	W, 83-65
Feb. 1, 1995	Cape Girardeau, Mo.	L, 77-80
Feb. 18, 1995	Murray, Ky.	L, 64-65
Feb. 1, 1996	Murray, Ky.	L, 61-76
Feb. 22, 1996	Cape Girardeau, Mo.	W, 77-69
Mar. 2, 1996	Cape Girardeau, Mo.	L, 56-73^
Jan. 23, 1997	Murray, Ky.	L, 50-52
Feb. 6, 1997	Cape Girardeau, Mo.	W, 66-62
Jan. 17, 1998	Murray, Ky.	W, 74-65
Feb. 14, 1998	Cape Girardeau, Mo.	L, 65-66
Jan. 14, 1999	Cape Girardeau, Mo.	W, 78-59
Feb. 11, 1999	Murray, Ky.	L, 63-64
Feb. 23, 1999	Cape Girardeau, Mo.	W, 66-60^
Jan. 15, 2000	Murray, Ky.	L, 49-54
Feb. 12, 2000	Cape Girardeau, Mo.	L, 55-66
Jan. 11, 2001	Cape Girardeau, Mo.	W, 74-66



Feb. 8, 2001	Murray, Ky.	L, 61-62
Jan. 19, 2002	Murray, Ky.	W, 71-55
Feb. 16, 2002	Cape Girardeau, Mo.	W, 72-64
Jan. 18, 2003	Cape Girardeau, Mo.	W, 82-69
Feb. 15, 2003	Murray, Ky.	W, 62-53
Feb. 7, 2004	Cape Girardeau, Mo.	W, 74-60
Feb. 26, 2004	Murray, Ky.	L, 59-64
Mar. 2, 2004	Cape Girardeau, Mo.	W, 76-51^
Feb. 5, 2005	Murray, Ky.	W, 60-40*
Feb. 24, 2005	Cape Girardeau, Mo.	W, 86-69*
Jan. 7, 2006	Murray, Ky.	W, 72-62*
Jan. 28, 2006	Cape Girardeau, Mo.	W, 71-52*
Feb. 28, 2006	--	W, 80-49**
Jan. 8, 2007	Murray, Ky.	W, 67-61
Jan. 27, 2007	Cape Girardeau, Mo.	W, 66-63 ^{20T}
Mar. 3, 2007	Nashville, Tenn.	W, 62-60^
Jan. 7, 2008	Cape Girardeau, Mo.	L, 68-71
Jan. 26, 2008	Murray, Ky.	W, 81-74
Jan. 24, 2009	Murray, Ky.	L, 65-80
Feb. 19, 2009	Cape Girardeau, Mo.	W, 69-51
Jan. 23, 2010	Cape Girardeau, Mo.	L, 72-90
Feb. 18, 2010	Murray, Ky.	L, 52-61
Jan. 22, 2011	Murray, Ky.	W, 48-44
Feb. 17, 2011	Cape Girardeau, Mo.	L, 34-54
Dec. 31, 2011	Cape Girardeau, Mo.	L, 75-80
Feb. 11, 2012	Murray, Ky.	L, 62-63
Jan. 7, 2013	Cape Girardeau, Mo.	W, 70-58
Mar. 2, 2013	Murray, Ky.	W, 61-58
Feb. 19, 2014	Murray, Ky.	L, 55-66
Mar. 1, 2014	Cape Girardeau, Mo.	W, 65-57
Feb. 5, 2015	Murray, Ky.	L, 81-86
Feb. 14, 2015	Cape Girardeau, Mo.	W, 88-66
Feb. 3, 2016	Cape Girardeau, Mo.	W, 96-59
Feb. 13, 2016	Murray, Ky.	L, 61-80
Jan. 25, 2017	Cape Girardeau, Mo.	W, 79-70
Feb. 22, 2017	Murray, Ky.	W, 80-67
Jan. 4, 2018	Murray, Ky.	W, 85-74
Feb. 1, 2018	Cape Girardeau, Mo.	W, 80-70
Jan. 12, 2019	Cape Girardeau, Mo.	L, 59-64
Feb. 23, 2019	Murray, Ky.	L, 74-82
^~OVC Tournament		

National Louis

Previously National College of Education

2-0

(H: 2-0, A: 0-0, N: 0-0)

Date	Location	Result
Nov. 30, 1986	Cape Girardeau, Mo.	W, 77-52
Nov. 29, 1987	Cape Girardeau, Mo.	W, 99-30

Nebraska-Omaha

2-0

(H: 0-0, A: 1-0, N: 0-0)

Date	Location	Result
Jan. 5, 1984	--	W, 66-60
Nov. 30, 1985	Omaha, Neb.	W, 70-52#
#~Nebraska-Omaha Tournament		

Nevada

0-1

(H: 0-0, A: 0-0, N: 0-1)

Date	Location	Result
Nov. 28, 1997	--	L, 52-69!

!~Holiday Inn Classic

Nevada-Las Vegas

0-1

(H: 0-0, A: 0-1, N: 0-0)

Date	Location	Result
Nov. 28, 1999	Las Vegas, Nev.	L, 58-69!
!~UNLV Lady Rebel Shootout		

New Mexico

0-1

(H: 0-0, A: 0-1, N: 0-0)

Date	Location	Result
Nov. 30, 2013	--	L, 55-73!
!~New Mexico Tournament		

New Mexico State

0-1

(H: 0-0, A: 0-0, N: 0-1)

Date	Location	Result
Nov. 25, 2000	--	L, 58-67!
!~Fresno State Classic		

NJIT

1-0

(H: 0-0, A: 1-0, N: 0-0)

Date	Location	Result
Nov. 25, 2018	Newark, N.J.	W, 68-58\$
\$~NJIT Tournament		

Nicholls State

1-0

(H: 1-0, A: 0-0, N: 0-0)

Date	Location	Result
Nov. 24, 1995	Cape Girardeau, Mo.	W, 87-64!
!~Otahtian Shootout		

Norfolk State

1-0

(H: 0-0, A: 0-0, N: 1-0)

Date	Location	Result
Mar. 22, 1991	--	W, 85-52^
^~NCAA DII Tournament		

Notre Dame

0-1

(H: 0-0, A: 0-1, N: 0-0)

Date	Location	Result
Jan. 2, 2011	South Bend, Ind.	L, 21-97

North Alabama

0-1

(H: 0-0, A: 0-0, N: 0-1)

Date	Location	Result
Nov. 24, 2018	--	L, 67-80\$
\$~NJIT Tournament		

North Carolina Central

1-0

(H: 0-0, A: 0-0, N: 1-0)

Date	Location	Result
Dec. 1, 1989	--	W, 61-48\$
\$~J.C. Smith Tournament		

North Carolina State

0-1

(H: 0-0, A: 0-1, N: 0-0)

Date	Location	Result
Nov. 11, 2011	Raleigh, NC	L, 29-66

North Central

0-1

(H: 0-0, A: 0-0, N: 0-1)

Date	Location	Result
Jan. 16, 1982	Dekalb, Ill.	L, 60-77#
#~NIU Tournament		

North Dakota State

0-2

(H: 0-0, A: 0-0, N: 0-2)

Date	Location	Result
Mar. 11, 1982	--	L, 70-85^
Mar. 23, 1991	--	L, 74-81!
^~AIAW DII Tournament		
!~NCAA DII Tournament		

Northeastern Illinois

2-0

(H: 0-0, A: 0-0, N: 2-0)

Date	Location	Result
Nov. 29, 1986	Chicago, Ill.	W, 94-59
Nov. 29, 1991	Chicago, Ill.	W, 62-47

Northern Colorado

0-1

(H: 0-1, A: 0-0, N: 0-0)

Date	Location	Result
Nov. 24, 2007	Cape Girardeau, Mo.	L, 49-60

Northern Illinois

1-2

(H: 1-0, A: 0-2, N: 0-0)

Date	Location	Result
Jan. 15, 1982	Dekalb, Ill.	L, 44-91#
Dec. 5, 2001	Dekalb, Ill.	L, 63-71
Dec. 15, 2003	Cape Girardeau, Mo.	W, 59-57
#~NIU Tournament		

Northern Iowa

0-3

(H: 0-1, A: 0-1, N: 0-0)

Date	Location	Result
Mar. 12, 1982	--	L, 56-59^
Nov. 17, 2010	Cape Girardeau, Mo.	L, 57-70
Dec. 1, 2011	Cedar Falls, Iowa	L, 42-62
^~AIAW DII Tournament		

Northern Kentucky

0-1

(H: 0-0, A: 0-1, N: 0-0)

Date	Location	Result
Dec. 3, 1988	Highland Hts, Ky.	L, 54-62#
#~NKU Classic		

Northwest Missouri State**19-10****(H: 9-4, A: 8-3, N: 0-0)**

Date	Location	Result
1975-1976	--	L, 21-116
1976-1977	--	L, 30-92
Nov. 19, 1977	Cape Girardeau, Mo.	L, 44-90
Dec. 9, 1978	Cape Girardeau, Mo.	L, 41-75
Feb. 10, 1982	Maryville, Mo.	L, 60-85
Feb. 2, 1983	Cape Girardeau, Mo.	W, 87-59
Feb. 23, 1983	--	L, 64-66^
Nov. 27, 1983	Cape Girardeau, Mo.	L, 71-93
Feb. 27, 1985	--	W, 66-63^
Jan. 14, 1984	Maryville, Mo.	W, 83-66
Feb. 1, 1984	Maryville, Mo.	L, 81-87
Feb. 22, 1984	Cape Girardeau, Mo.	W, 87-67
Mar. 1, 1984	--	W, 99-77^
Jan. 12, 1985	Maryville, Mo.	L, 74-83
Feb. 9, 1985	Cape Girardeau, Mo.	W, 68-58
Feb. 23, 1985	Maryville, Mo.	W, 77-75
Jan. 11, 1986	Cape Girardeau, Mo.	W, 88-62
Feb. 8, 1986	Maryville, Mo.	W, 83-71
Jan. 10, 1987	Maryville, Mo.	W, 78-66
Feb. 7, 1987	Cape Girardeau, Mo.	W, 67-51
Jan. 16, 1988	Maryville, Mo.	W, 87-79
Feb. 11, 1988	Cape Girardeau, Mo.	W, 100-64
Jan. 14, 1989	Cape Girardeau, Mo.	W, 71-67
Feb. 11, 1989	Maryville, Mo.	W, 76-59
Feb. 25, 1989	Cape Girardeau, Mo.	W, 101-44
Jan. 6, 1990	Cape Girardeau, Mo.	L, 57-60
Feb. 10, 1990	Maryville, Mo.	W, 98-74
Mar. 1, 1990	--	W, 86-71^
Jan. 5, 1991	Maryville, Mo.	W, 65-53
Feb. 7, 1991	Cape Girardeau, Mo.	W, 95-82
	^~MIAA Tournament	

Oakland City**7-0****(H: 7-0, A: 0-0, N: 0-0)**

Date	Location	Result
Jan. 2, 1997	Cape Girardeau, Mo.	W, 67-55
Dec. 13, 1997	Cape Girardeau, Mo.	W, 65-47
Dec. 8, 1998	Cape Girardeau, Mo.	W, 81-53
Dec. 7, 1999	Cape Girardeau, Mo.	W, 83-72
Dec. 6, 2000	Cape Girardeau, Mo.	W, 88-47
Nov. 20, 2001	Cape Girardeau, Mo.	W, 80-66
Dec. 16, 2002	Cape Girardeau, Mo.	W, 90-42
Dec. 31, 2004	Cape Girardeau, Mo.	W, 74-49*

Oklahoma**0-4****(H: 0-0, A: 0-3, N: 0-1)**

Date	Location	Result
Dec. 28, 2002	Norman, Okla.	L, 59-87
Nov. 24, 2003	Norman, Okla.	L, 48-83
Nov. 19, 2004	Norman, Okla.	L, 62-84*
Mar. 17, 2007	--	L, 60-74^
	^~NCAA Tournament	

Oral Roberts**7-1****(H: 4-0, A: 3-1, N: 0-0)**

Date	Location	Result
Nov. 19, 1990	Tulsa, Okla.	W, 87-69

Nov. 28, 1990	Cape Girardeau, Mo.	W, 100-61
Dec. 9, 1993	Cape Girardeau, Mo.	W, 68-44
Jan. 5, 1994	Tulsa, Okla.	W, 64-54
Jan. 4, 1995	Tulsa, Okla.	W, 74-55
Feb. 20, 1995	Cape Girardeau, Mo.	W, 64-45
Feb. 24, 1996	Cape Girardeau, Mo.	W, 90-71
Jan. 15, 1997	Tulsa, Okla.	L, 50-74

Prairie View A&M**1-0****(H: 0-0, A: 0-0, N: 1-0)**

Date	Location	Result
Nov. 29, 2003	--	W, 85-38\$
	\$~Texas-Corpus Christi Tournament	

Pittsburg State**5-0****(H: 2-0, A: 2-0, N: 1-0)**

Date	Location	Result
Jan. 24, 1990	Cape Girardeau, Mo.	W, 88-46
Feb. 14, 1990	Pittsburg, KS	W, 86-63
Jan. 23, 1991	Pittsburg, KS	W, 87-69
Feb. 13, 1991	Cape Girardeau, Mo.	W, 101-49
Feb. 26, 1991	--	W, 81-74^
	^~MIAA Tournament	

Providence**0-1****(H: 0-0, A: 0-0, N: 0-0)**

Date	Location	Result
Dec. 20, 2008	--	L, 59-67

Purdue**0-1****(H: 0-0, A: 0-1, N: 0-0)**

Date	Location	Result
Dec. 2, 2007	West Lafayette, Ind.	L, 41-51

Purdue-Fort Wayne**Previously IPFW****1-1****(H: 1-0, A: 0-1, N: 0-0)**

Date	Location	Result
Jan. 23, 2002	Cape Girardeau, Mo.	W, 86-67
Feb. 12, 2003	Fort Wayne, Ind.	L, 87-90 ^{OT}

Quincy**5-0****(H: 4-0, A: 1-0, N: 0-0)**

Date	Location	Result
Nov. 21, 1987	Quincy, Ill.	W, 91-72
Feb. 1, 1988	Cape Girardeau, Mo.	W, 88-56
Feb. 6, 1989	Cape Girardeau, Mo.	W, 93-74
Nov. 20, 1989	Cape Girardeau, Mo.	W, 85-68
Jan. 22, 1992	Cape Girardeau, Mo.	W, 69-62

Quinnipiac**1-0****(H: 0-0, A: 0-0, N: 1-0)**

Date	Location	Result
Nov. 30, 2002	Green Bay, Wis.	W, 93-87 ^{OT%}
	%~UWGB Tournament	

Rhodes College**Previously Southwestern (Tenn.)****2-0****(H: 1-0, A: 1-0, N: 0-0)**

Date	Location	Result
Jan. 27, 1979	Memphis, Tenn.	W, 65-39
Dec. 8, 1979	Cape Girardeau, Mo.	W, 69-47

Rust**1-1****(H: 1-0, A: 0-1, N: 0-0)**

Date	Location	Result
Nov. 23, 1985	Holly Springs, MS	L, 58-61
Jan. 15, 1986	Cape Girardeau, Mo.	W, 93-51

Saint Cloud State**1-0****(H: 0-0, A: 0-0, N: 0-0)**

Date	Location	Result
Nov. 26, 1983	--	W, 69-57

Saint Francis**1-1****(H: 0-0, A: 0-0, N: 1-0)**

Date	Location	Result
Jan. 8, 1980	Chicago, Ill.	L, 53-68
Nov. 17, 2017	--	W, 82-50!
	!~Preseason WNIT	

Saint Louis**8-13****(H: 5-6, A: 3-7, N: 0-0)**

Date	Location	Result
Nov. 18, 1977	St. Louis, Mo.	L, 58-67
Dec. 13, 1978	Cape Girardeau, Mo.	L, 54-66
Feb. 1, 1979	St. Louis, Mo.	L, 49-73
Nov. 16, 1979	St. Louis, Mo.	L, 57-79
Feb. 8, 1980	Cape Girardeau, Mo.	L, 61-78
Jan. 30, 1981	Cape Girardeau, Mo.	L, 54-71
Nov. 30, 1981	Cape Girardeau, Mo.	W, 69-63
Jan. 28, 1983	Cape Girardeau, Mo.	W, 77-45
Dec. 10, 1991	St. Louis, Mo.	W, 74-54
Dec. 30, 1992	St. Louis, Mo.	W, 64-51
Jan. 18, 1993	Cape Girardeau, Mo.	W, 58-52
Dec. 30, 1993	St. Louis, Mo.	W, 59-44
Jan. 13, 1994	Cape Girardeau, Mo.	L, 59-63
Dec. 3, 1994	St. Louis, Mo.	L, 54-64
Jan. 18, 1995	Cape Girardeau, Mo.	W, 89-69
Nov. 13, 2011	St. Louis, Mo.	L, 45-54
Jan. 9, 2013	Cape Girardeau, Mo.	W, 59-52
Dec. 10, 2013	St. Louis, Mo.	L, 34-52
Nov. 21, 2014	Cape Girardeau, Mo.	L, 56-74
Nov. 14, 2015	St. Louis, Mo.	L, 52-67
Nov. 29, 2016	Cape Girardeau, Mo.	L, 50-89

Saint Mary's**1-0****(H: 0-0, A: 0-0, N: 0-0)**

Date	Location	Result
Jan. 2, 1985	Leavenworth, KS	W, 75-65



Sam Houston**0-1****(H: 0-0, A: 0-0, N: 0-1)**

Date	Location	Result
Nov. 12, 2010	--	L, 51-60!

!-Inn at Ole Miss Classic

Samford**7-4****(H: 2-2, A: 4-1, N: 1-1)**

Date	Location	Result
Dec. 8, 2001	Cape Girardeau, Mo.	W, 90-41
Dec. 7, 2002	Birmingham, Ala.	W, 89-48
Jan. 31, 2004	Birmingham, Ala.	W, 71-53
Jan. 29, 2005	Cape Girardeau, Mo.	W, 85-49*
Mar. 1, 2005	--	W, 47-45**
Dec. 18, 2005	Birmingham, Ala.	L, 76-91*
Feb. 23, 2006	Cape Girardeau, Mo.	L, 53-57*
Mar. 3, 2006	--	W, 59-52*
Dec. 19, 2006	Cape Girardeau, Mo.	W, 70-66 ^{OT}
Feb. 22, 2007	Birmingham, Ala.	W, 66-58
Mar. 2, 2007	--	W, 57-51*
Dec. 18, 2007	Birmingham, Ala.	W, 69-60
Feb. 28, 2007	Cape Girardeau, Mo.	L, 50-73
Nov. 26, 2011	--	L, 41-64!

^--OVC Tournament

!-UAB Thanksgiving Classic

Southeast Louisiana**1-0****(H: 0-0, A: 1-0, N: 0-0)**

Date	Location	Result
Jan. 2, 1986	Hammond, LA	W, 68-61

SIUE**25-19****(H: 16-6, A: 9-13, N: 0-2)**

Date	Location	Result
Jan. 20, 1978	Edwardsville, Ill.	L, 58-67
Feb. 16, 1978	Cape Girardeau, Mo.	L, 53-59
Dec. 5, 1978	Cape Girardeau, Mo.	L, 61-62
1978-79	Edwardsville, Ill.	W, 53-50
Dec. 8, 1979	Cape Girardeau, Mo.	W, 77-53
Jan. 12, 1980	Edwardsville, Ill.	W, 59-57
Nov. 22, 1980	Cape Girardeau, Mo.	W, 99-76
Jan. 9, 1981	DeKalb, Ill.	L, 67-71
Nov. 21, 1981	Cape Girardeau, Mo.	W, 75-71
Jan. 7, 1983	Cape Girardeau, Mo.	W, 78-60
Dec. 10, 1983	Edwardsville, Ill.	W, 76-52
Dec. 14, 1984	Cape Girardeau, Mo.	W, 72-58
Feb. 18, 1985	Edwardsville, Ill.	W, 52-46
Dec. 4, 1985	Cape Girardeau, Mo.	W, 80-48
Feb. 5, 1986	Edwardsville, Ill.	W, 71-54
Nov. 22, 1986	Edwardsville, Ill.	W, 55-50
Jan. 19, 1987	Cape Girardeau, Mo.	W, 83-55
Nov. 25, 1987	Cape Girardeau, Mo.	W, 77-55
Jan. 25, 1988	Edwardsville, Ill.	L, 57-65
Dec. 9, 1988	Edwardsville, Ill.	L, 66-74
Jan. 30, 1989	Cape Girardeau, Mo.	W, 87-52
Jan. 8, 1990	Edwardsville, Ill.	W, 91-72
Feb. 5, 1990	Cape Girardeau, Mo.	W, 99-68
Dec. 4, 1990	Edwardsville, Ill.	L, 57-58
Jan. 21, 1991	Cape Girardeau, Mo.	W, 98-64

Feb. 2, 2010	Cape Girardeau, Mo.	L, 57-59
Feb. 21, 2011	Edwardsville, Ill.	L, 51-60
Jan. 16, 2012	Cape Girardeau, Mo.	L, 43-58
Feb. 13, 2012	Edwardsville, Ill.	L, 48-63
Jan. 28, 2013	Edwardsville, Ill.	L, 65-78
Feb. 11, 2013	Cape Girardeau, Mo.	W, 67-62
Jan. 27, 2014	Cape Girardeau, Mo.	W, 79-71
Feb. 13, 2014	Edwardsville, Ill.	W, 69-60
Jan. 20, 2015	Cape Girardeau, Mo.	L, 48-60
Feb. 25, 2015	Edwardsville, Ill.	L, 67-78
Jan. 20, 2016	Edwardsville, Ill.	L, 73-80
Feb. 24, 2016	Cape Girardeau, Mo.	L, 75-89
Mar. 3, 2016	Nashville, Tenn.	L, 76-80 ^{OT} ^
Jan. 18, 2017	Edwardsville, Ill.	L, 69-70
Feb. 8, 2017	Cape Girardeau, Mo.	W, 78-74
Jan. 17, 2018	Edwardsville, Ill.	L, 57-65
Feb. 17, 2018	Cape Girardeau, Mo.	W, 72-62
Jan. 3, 2019	Edwardsville, Ill.	W, 62-52
Jan. 24, 2019	Cape Girardeau, Mo.	W, 63-58

Southern**0-1****(H: 0-0, A: 0-1, N: 0-0)**

Date	Location	Result
Jan. 4, 1986	Baton Rouge, LA	L, 74-75

Southern Arkansas**1-0****(H: 1-0, A: 0-0, N: 0-0)**

Date	Location	Result
Dec. 6, 2003	Cape Girardeau, Mo.	W, 84-57

Southern Illinois**6-30****(H: 4-9, A: 0-7, N: 0-0)**

Date	Location	Result
1961-1962	--	L^
1962-1963	Cape Girardeau, Mo.	L, 22-37
1963-1964	--	W, 31-30
1963-1964	--	L, 7-28
1964-1965	--	L, 36-37
1965-1966	--	L, 38-42
1965-1966	--	L, 6-30
1966-1967	Cape Girardeau, Mo.	L, 21-31
1966-1967	Cape Girardeau, Mo.	L, 19-35
1967-1968	--	L, 24-43
1968-1969	--	L, 31-53
1968-1969	--	L, 26-50
1969-1970	(State Tournament)	L, 27-54
1970-1971	(State Tournament)	W, 40-38
1970-1971	L, 27-38	
1971-1972	L, 24-39	
1971-1972	L, 22-61	
1972-1973	L, 34-54	
1973-1974	L, 25-52	
1973-1974	L, 43-62	
Jan. 25, 1975	Carbondale, Ill.	L, 35-64
Feb. 19, 1975	Cape Girardeau, Mo.	L, 57-67
Jan. 22, 1976	Cape Girardeau, Mo.	L, 20-70
Dec. 7, 1977	Cape Girardeau, Mo.	W, 42-36
Feb. 21, 1978	Carbondale, Ill.	L^
Nov. 21, 1980	Carbondale, Ill.	L, 58-93

Dec. 6, 1981	Cape Girardeau, Mo.	L, 55-68
Nov. 24, 2001	Cape Girardeau, Mo.	W, 81-70
Nov. 21, 2003	Cape Girardeau, Mo.	W, 73-64
Dec. 1, 2004	Carbondale, Ill.	W, 77-56*
Nov. 29, 2005	Cape Girardeau, Mo.	W, 74-63*
Dec. 5, 2012	Carbondale, Ill.	L, 57-58
Dec. 4, 2013	Cape Girardeau, Mo.	W, 72-50
Nov. 28, 2014	Carbondale, Ill.	L, 62-78
Dec. 22, 2015	Cape Girardeau, Mo.	L, 72-87
Dec. 9, 2016	Carbondale, Ill.	L, 70-77
Nov. 22, 2017	Cape Girardeau, Mo.	L, 74-79
Nov. 14, 2018	Carbondale, Ill.	L, 40-60

^Results unavailable

**Southern Indiana
Previously ISU-Evansville****11-1****(H: 5-1, A: 6-0, N: 0-0)**

Date	Location	Result
Dec. 10, 1980	Evansville, Ind.	W, 86-75
Feb. 18, 1982	Cape Girardeau, Mo.	W, 97-65
Jan. 19, 1983	Evansville, Ind.	W, 77-46
Jan. 17, 1984	Cape Girardeau, Mo.	W, 88-62
Nov. 26, 1984	Evansville, Ind.	W, 68-44
Dec. 10, 1985	Cape Girardeau, Mo.	W, 106-41
Dec. 13, 1986	Evansville, Ind.	W, 62-55
Dec. 5, 1987	Cape Girardeau, Mo.	W, 83-33
Nov. 21, 1988	Evansville, Ind.	W, 90-75
Nov. 25, 1989	Evansville, Ind.	W, 93-75
Dec. 9, 1989	Cape Girardeau, Mo.	W, 93-49
Dec. 1, 1992	Cape Girardeau, Mo.	L 86-94

Southern Mississippi**1-1****(H: 1-0, A: 0-1, N: 0-0)**

Date	Location	Result
Dec. 13, 2008	Hattiesburg, Miss.	L, 47-64
Nov. 16, 2009	Cape Girardeau, Mo.	W, 73-63

Southwest Baptist**10-0****(H: 5-0, A: 5-0, N: 0-0)**

Date	Location	Result
Jan. 14, 1987	Cape Girardeau, Mo.	W, 82-51
Feb. 3, 1987	Bolivar, Mo.	W, 84-45
Jan. 20, 1988	Cape Girardeau, Mo.	W, 84-71
Feb. 9, 1988	Bolivar, Mo.	W, 73-56
Jan. 17, 1989	Bolivar, Mo.	W, 67-57
Feb. 8, 1989	Cape Girardeau, Mo.	W, 76-47
Jan. 27, 1990	Bolivar, Mo.	W, 69-59
Feb. 17, 1990	Cape Girardeau, Mo.	W, 82-56
Jan. 26, 1991	Cape Girardeau, Mo.	W, 72-39
Feb. 16, 1991	Bolivar, Mo.	W, 74-58

Stanford**0-1****(H: 0-0, A: 0-0, N: 0-1)**

Date	Location	Result
Mar. 18, 2006	--	L, 42-72**

^--NCAA Tournament

Stephens College		
1-0		
(H: 1-0, A: 0-0, N: 0-0)		
Date	Location	Result
Dec. 4, 2016	Cape Girardeau, Mo.	W, 107-56

Stetson		
1-0		
(H: 0-0, A: 0-0, N: 1-0)		
Date	Location	Result
Nov. 27, 1982	Martin, Tenn.	W, 78-51@
@-UTM Tournament		

Sul Ross		
1-0		
(H: 0-0, A: 0-0, N: 1-0)		
Date	Location	Result
Jan. 3, 1985	Omaha, Neb.	W, 69-55!
!-Nebraska-Omaha Tournament		

Tabor		
1-0		
(H: 0-0, A: 0-0, N: 1-0)		
Date	Location	Result
Nov. 23, 1979	--	W, 57-51\$
\$-Woods Owl Classic		

Tarleton		
1-0		
(H: 0-0, A: 0-0, N: 1-0)		
Date	Location	Result
Jan. 4, 1985	Omaha, Neb.	W, 67-61!
!-Nebraska-Omaha Tournament		

Tennessee State		
24-22		
(H: 16-7, A: 8-15, N: 0-0)		
Date	Location	Result
Jan. 27, 1992	Nashville, Tenn.	L, 44-50
Feb. 10, 1992	Cape Girardeau, Mo.	W, 70-48
Jan. 9, 1993	Nashville, Tenn.	L, 59-68
Feb. 20, 1993	Cape Girardeau, Mo.	L, 67-71
Jan. 22, 1994	Cape Girardeau, Mo.	W, 96-61
Jan. 29, 1994	Nashville, Tenn.	L, 59-68
Jan. 21, 1995	Cape Girardeau, Mo.	L, 51-88
Jan. 28, 1995	Nashville, Tenn.	L, 61-68
Jan. 20, 1996	Nashville, Tenn.	W, 69-48
Feb. 19, 1996	Cape Girardeau, Mo.	W, 71-68
Jan. 6, 1997	Cape Girardeau, Mo.	L, 54-82
Feb. 1, 1997	Nashville, Tenn.	L, 70-84
Dec. 8, 1997	Cape Girardeau, Mo.	W, 74-65
Jan. 14, 1998	Nashville, Tenn.	L, 39-73
Dec. 5, 1998	Cape Girardeau, Mo.	W, 63-48
Feb. 2, 1999	Nashville, Tenn.	W, 74-71
Jan. 6, 2000	Cape Girardeau, Mo.	W, 58-46
Feb. 3, 2000	Nashville, Tenn.	L, 60-65
Jan. 4, 2001	Nashville, Tenn.	W, 82-80
Feb. 3, 2001	Cape Girardeau, Mo.	W, 95-84
Jan. 14, 2002	Cape Girardeau, Mo.	W, 77-53
Jan. 31, 2002	Nashville, Tenn.	L, 79-88 ^{20T}
Feb. 3, 2003	Cape Girardeau, Mo.	W, 77-64
Mar. 1, 2003	Nashville, Tenn.	W, 81-72
Jan. 15, 2004	Cape Girardeau, Mo.	W, 102-45

Feb. 14, 2004	Nashville, Tenn.	W, 87-58
Jan. 13, 2005	Nashville, Tenn.	W, 67-59*
Feb. 12, 2005	Cape Girardeau, Mo.	W, 74-54*
Dec. 8, 2005	Cape Girardeau Mo.	W, 71-53*
Jan. 19, 2006	Nashville, Tenn.	W, 78-35*
Dec. 7, 2006	Nashville, Tenn.	W, 67-53
Jan. 18, 2007	Cape Girardeau, Mo.	W, 64-46
Dec. 6, 2007	Cape Girardeau, Mo.	L, 49-61
Jan. 17, 2008	Nashville, Tenn.	W, 70-51
Dec. 6, 2008	Cape Girardeau, Mo.	L, 55-59
Feb. 26, 2009	Nashville, Tenn.	L, 54-70
Mar. 3, 2009	Nashville, Tenn.	L, 66-77^
Dec. 5, 2009	Nashville, Tenn.	L, 50-54
Feb. 25, 2010	Cape Girardeau, Mo.	L, 53-76
Dec. 4, 2010	Cape Girardeau, Mo.	W, 51-46
Feb. 24, 2011	Nashville, Tenn.	L, 35-58
Feb. 4, 2012	Cape Girardeau, Mo.	W, 50-39
Jan. 14, 2013	Nashville, Tenn.	L, 58-68
Jan. 11, 2014	Cape Girardeau, Mo.	L, 67-75
Jan. 3, 2015	Nashville, Tenn.	L, 55-62
Jan. 2, 2016	Cape Girardeau, Mo.	W, 75-65
Jan. 5, 2017	Nashville, Tenn.	W, 75-67
Dec. 30, 2017	Cape Girardeau, Mo.	W, 71-66
Feb. 2, 2019	Nashville, Tenn.	L, 59-62
Feb. 28, 2019	Cape Girardeau, Mo.	W, 81-57
^~OVC Tournament		

Tennessee Tech		
18-32		
(H: 11-12, A: 6-18, N: 1-2)		
Date	Location	Result
Jan. 25, 1992	Cookeville, Tenn.	L, 58-83
Feb. 8, 1992	Cape Girardeau, Mo.	L, 71-83
Mar. 9, 1992	Cookeville, Tenn.	L, 74-87^
Feb. 1, 1993	Cape Girardeau, Mo.	L, 67-69
Mar. 1, 1993	Cookeville, Tenn.	L, 53-73
Jan. 15, 1994	Cape Girardeau, Mo.	W, 70-56
Feb. 12, 1994	Cookeville, Tenn.	L, 53-71
Jan. 14, 1995	Cookeville, Tenn.	L, 49-73
Feb. 13, 1995	Cape Girardeau, Mo.	L, 62-72
Mar. 4, 1995	Nashville, Tenn.	L, 59-82^
Jan. 22, 1996	Cape Girardeau, Mo.	W, 87-81
Feb. 17, 1996	Cookeville, Tenn.	W, 63-62
Jan. 20, 1997	Cookeville, Tenn.	L, 68-75
Feb. 15, 1997	Cape Girardeau, Mo.	L, 67-85
Jan. 12, 1998	Cape Girardeau, Mo.	L, 60-66
Feb. 9, 1998	Cookeville, Tenn.	L, 52-65
Jan. 9, 1999	Cookeville, Tenn.	L, 64-82
Feb. 6, 1999	Cape Girardeau, Mo.	W, 74-70
Feb. 27, 1999	Nashville, Tenn.	L, 62-73^
Dec. 2, 1999	Cookeville, Tenn.	L, 61-65
Jan. 18, 2000	Cape Girardeau, Mo.	L, 65-82
Jan. 9, 2001	Cape Girardeau, Mo.	L, 79-80
Feb. 6, 2001	Cookeville, Tenn.	L, 75-89
Jan. 8, 2002	Cape Girardeau, Mo.	L, 77-80
Feb. 2, 2002	Cookeville, Tenn.	L, 69-87
Feb. 1, 2003	Cape Girardeau, Mo.	W, 86-80
Feb. 27, 2003	Cookeville, Tenn.	W, 76-72
Mar. 7, 2003	Nashville, Tenn.	W, 78-65^
Jan. 10, 2004	Cape Girardeau, Mo.	W, 102-90
Jan. 22, 2004	Cookeville, Tenn.	L, 57-65
Jan. 8, 2005	Cookeville, Tenn.	L, 78-80*
Jan. 20, 2005	Cape Girardeau, Mo.	W, 62-45*

Mar. 4, 2005	--	W, 71-68**
Dec. 10, 2005	Cape Girardeau, Mo.	L, 77-81*
Jan. 21, 2006	Cookeville, Tenn.	W, 53-46*
Mar. 4, 2006	--	W, 71-50**
Dec. 9, 2006	Cookeville, Tenn.	L, 58-59
Jan. 20, 2007	Cape Girardeau, Mo.	W, 77-52
Dec. 8, 2007	Cape Girardeau, Mo.	W, 66-60
Jan. 19, 2008	Cookeville, Tenn.	W, 49-39
Jan. 3, 2009	Cookeville, Tenn.	W, 56-41
Jan. 31, 2009	Cape Girardeau, Mo.	W, 61-55
Jan. 2, 2010	Cape Girardeau, Mo.	W, 61-56
Jan. 30, 2010	Cookeville, Tenn.	L, 56-59
Dec. 21, 2010	Cookeville, Tenn.	L, 48-62
Jan. 29, 2011	Cape Girardeau, Mo.	L, 59-69
Jan. 21, 2012	Cookeville, Tenn.	L, 57-60OT
Feb. 25, 2013	Cape Girardeau, Mo.	L, 51-64
Feb. 24, 2014	Cookeville, Tenn.	L, 61-63
Jan. 17, 2015	Cape Girardeau, Mo.	W, 68-66 ^{OT}
Jan. 16, 2016	Cookeville, Tenn.	W, 60-57
Dec. 29, 2016	Cape Girardeau, Mo.	L, 63-74
Jan. 25, 2018	Cookeville, Tenn.	W, 70-66
Feb. 7, 2019	Cape Girardeau, Mo.	W, 62-53
^~OVC Tournament		

Texas A&M-Corpus Christi		
1-0		
(H: 0-0, A: 0-0, N: 1-0)		
Date	Location	Result
Nov. 30, 2001	Edinburg, Texas	W, 70-57!
!-Texas Pan-American Classic		

Texas-El Paso		
0-1		
(H: 0-0, A: 0-0, N: 0-1)		
Date	Location	Result
Nov. 29, 1997	--	L, 50-67#
#-Holiday Inn Classic		

Texas Pan-American		
4-1		
(H: 1-0, A: 0-1, N: 3-0)		
Date	Location	Result
Jan. 7, 1992	Cape Girardeau, Mo.	W, 65-53
Dec. 12, 1992	Edinburg, Texas	L, 54-56
Nov. 28, 1998	--	W, 77-53#
Nov. 17, 2001	--	W, 72-55!
Nov. 24, 2012	--	W, 55-54\$
#-Chateau Charles Cowgirl Classic		
!-Lady Tiger Tournament		
\$-David Jones Classic		

Texas Southern		
1-0		
(H: 0-0, A: 0-0, N: 1-0)		
Date	Location	Result
Nov. 26, 2004	--	W, 90-60#*
#-Healthpoint Plaza Thanksgiving Classic		

Texas State		
0-1		
(H: 0-0, A: 0-1, N: 0-0)		
Date	Location	Result
Nov. 23, 2007	Marcos, Texas	L, 47-80



Texas Tech 0-1 (H: 0-0, A: 0-0, N: 0-0)		
Date	Location	Result
Nov. 18, 2005	Lubbock, Texas	L, 56-85*

Troy Previously Troy State 0-2 (H: 0-1, A: 0-1, N: 0-0)		
Date	Location	Result
Dec. 30, 1995	Troy, Ala.	L, 80-89
Dec. 12, 1996	Cape Girardeau, Mo.	L, 46-75

Truman State Previously Northeast Missouri State 14-5 (H: 9-1, A: 4-2, N: 1-0)		
Date	Location	Result
1975-1976	--	L, 47-78
1976-1977	--	L, 39-56
Feb. 1, 1978	Kirksville, Mo.	L, 47-76
Dec. 5, 1980	Kirksville, Mo.	L, 51-90
Feb. 2, 1982	Cape Girardeau, Mo.	W, 82-55
Feb. 26, 1982	Cape Girardeau, Mo.	L, 70-72
Jan. 15, 1983	Cape Girardeau, Mo.	W, 74-67
Feb. 5, 1983	Cape Girardeau, Mo.	W, 75-66
Feb. 4, 1984	Cape Girardeau, Mo.	W, 80-50
Jan. 26, 1985	Cape Girardeau, Mo.	W, 87-65
Jan. 25, 1986	Kirksville, Mo.	W, 65-53
Feb. 22, 1986	Cape Girardeau, Mo.	W, 80-44
Jan. 24, 1987	Cape Girardeau, Mo.	W, 83-38
Feb. 21, 1987	Kirksville, Mo.	W, 67-51
Jan. 30, 1988	Cape Girardeau, Mo.	W, 89-59
Feb. 27, 1988	Kirksville, Mo.	W, 90-54
Mar. 3, 1988	--	W, 91-53^
Jan. 28, 1989	Kirksville, Mo.	W, 80-51
Jan. 2, 1996	Cape Girardeau, Mo.	W, 79-55
^MIAA Tournament		

Tulsa 3-2 (H: 3-0, A: 0-2, N: 0-0)		
Date	Location	Result
Dec. 6, 1996	Cape Girardeau, Mo.	W, 66-52!
Dec. 3, 1997	Tulsa, Okla.	L, 71-74
Dec. 3, 1998	Cape Girardeau, Mo.	W, 80-63
Nov. 11, 2006	Tulsa, Okla.	L, 54-67
Nov. 10, 2007	Cape Girardeau, Mo.	W, 67-45
!- Otahkian Shootout		

UC Riverside 0-1 (H: 0-0, A: 0-0, N: 0-1)		
Date	Location	Result
Nov. 28, 2015	--	L, 67-85!
!-UTEP Thanksgiving Classic		

Union 1-3 (H: 1-1, A: 0-1, N: 0-0)		
Date	Location	Result
1976-1977	--	L, 30-113
Nov. 12, 1977	Cape Girardeau, Mo.	L, 30-98
Dec. 6, 1983	Cape Girardeau, Mo.	W, 79-76
Jan. 28, 1985	Jackson, Tenn.	L, 67-79

Utah 0-1 (H: 0-0, A: 0-0, N: 0-1)		
Date	Location	Result
Nov. 14, 2003	--	L, 65-76#*
#-Preseason WNIT		

UT Arlington 0-2 (H: 0-1, A: 0-1, N: 0-0)		
Date	Location	Result
Nov. 27, 2010	Arlington, Texas	L, 40-54
Dec. 12, 2009	Cape Girardeau, Mo.	L, 54-66

UT Chattanooga 1-0 (H: 1-0, A: 0-0, N: 0-0)		
Date	Location	Result
Nov. 26, 1994	Cape Girardeau, Mo.	W, 57-48!
!-Otahkian Shootout		

UT Martin 28-38 (H: 15-19, A: 13-18, N: 0-1)		
Date	Location	Result
1976-77	Cape Girardeau, Mo.	L, 47-66
1976-77	Martin, Tenn.	L, 33-83
Dec. 1, 1977	Cape Girardeau, Mo.	L, 35-74
Jan. 24, 1978	Martin, Tenn.	L, 47-67
1978-79	Cape Girardeau, Mo.	L, 48-73
Dec. 4, 1980	Cape Girardeau, Mo.	L, 61-64
Nov. 28, 1982	Martin, Tenn.	L, 72-82 ^{OT} §
Dec. 7, 1984	Martin, Tenn.	W, 85-73
Feb. 6, 1985	Cape Girardeau, Mo.	W, 71-57
Nov. 25, 1985	Cape Girardeau, Mo.	W, 79-68
Dec. 12, 1985	Martin, Tenn.	W, 71-59
Nov. 26, 1986	Cape Girardeau, Mo.	W, 78-59
Jan. 26, 1987	Martin, Tenn.	W, 67-65
Dec. 2, 1987	Martin, Tenn.	W, 79-78
Feb. 13, 1988	Cape Girardeau, Mo.	W, 73-66
Nov. 28, 1988	Cape Girardeau, Mo.	W, 81-51
Jan. 2, 1989	Martin, Tenn.	W, 72-68
Dec. 1, 1990	Cape Girardeau, Mo.	W, 78-66@
Jan. 28, 1993	Martin, Tenn.	W, 69-50
Feb. 24, 1993	Cape Girardeau, Mo.	W, 80-56
Jan. 24, 1994	Cape Girardeau, Mo.	W, 96-61
Feb. 26, 1994	Martin, Tenn.	W, 84-76
Jan. 23, 1995	Martin, Tenn.	W, 63-61
Feb. 25, 1995	Cape Girardeau, Mo.	L, 89-91
Jan. 11, 1996	Cape Girardeau, Mo.	W, 86-68

Feb. 8, 1996	Martin, Tenn.	L, 84-86
Jan. 9, 1997	Cape Girardeau, Mo.	L, 53-66
Feb. 20, 1997	Martin, Tenn.	L, 60-61
Jan. 19, 1998	Martin, Tenn.	L, 58-80
Feb. 16, 1998	Cape Girardeau, Mo.	L, 64-79
Jan. 16, 1999	Cape Girardeau, Mo.	W, 75-55
Feb. 13, 1999	Martin, Tenn.	L, 70-84
Jan. 13, 2000	Martin, Tenn.	L, 65-71
Feb. 10, 2000	Cape Girardeau, Mo.	L, 64-74
Jan. 13, 2001	Cape Girardeau, Mo.	W, 79-66
Feb. 10, 2001	Martin, Tenn.	W, 80-67
Feb. 27, 2001	Cape Girardeau, Mo.	L, 63-68^
Jan. 17, 2002	Martin, Tenn.	W, 64-59
Feb. 14, 2002	Cape Girardeau, Mo.	W, 61-51
Jan. 20, 2003	Cape Girardeau, Mo.	W, 70-49
Feb. 17, 2003	Martin, Tenn.	L, 59-60
Feb. 5, 2004	Cape Girardeau, Mo.	W, 83-60
Feb. 28, 2004	Martin, Tenn.	L, 75-78
Feb. 3, 2005	Martin, Tenn.	W, 79-56*
Feb. 26, 2005	Cape Girardeau, Mo.	W, 76-63*
Feb. 4, 2006	Martin, Tenn.	W, 67-52*
Feb. 18, 2006	Martin, Tenn.	W, 54-49*
Feb. 3, 2007	Martin, Tenn.	L, 54-63
Feb. 17, 2007	Cape Girardeau, Mo.	W, 58-52
Feb. 2, 2008	Cape Girardeau, Mo.	W, 58-51 ^{OT}
Feb. 16, 2008	Martin, Tenn.	W, 53-43
Jan. 22, 2009	Martin, Tenn.	W, 62-54
Feb. 21, 2009	Cape Girardeau, Mo.	W, 58-39
Jan. 21, 2010	Cape Girardeau, Mo.	L, 46-49
Feb. 20, 2010	Martin, Tenn.	L, 43-65
Jan. 19, 2011	Martin, Tenn.	L, 69-92
Feb. 19, 2011	Cape Girardeau, Mo.	L, 55-85
Jan. 28, 2012	Martin, Tenn.	L, 47-88
Feb. 18, 2012	Cape Girardeau, Mo.	L, 44-77
Jan. 16, 2013	Cape Girardeau, Mo.	L, 71-82
Feb. 16, 2013	Martin, Tenn.	L, 61-75
Jan. 13, 2014	Martin, Tenn.	L, 71-100
Feb. 15, 2014	Cape Girardeau, Mo.	L, 70-102
Jan. 24, 2015	Martin, Tenn.	L, 55-96
Feb. 11, 2015	Cape Girardeau, Mo.	L, 60-78
Jan. 24, 2016	Cape Girardeau, Mo.	L, 74-84
Feb. 10, 2016	Martin, Tenn.	L, 65-95
Jan. 14, 2017	Martin, Tenn.	W, 82-79
Feb. 18, 2017	Cape Girardeau, Mo.	L, 73-82
Feb. 10, 2018	Martin, Tenn.	L, 65-72
Feb. 24, 2018	Cape Girardeau, Mo.	L, 68-69
Feb. 28, 2018	Evansville, Ind.	L, 60-63^
Jan. 5, 2019	Cape Girardeau, Mo.	L, 73-80
Feb. 14, 2019	Martin, Tenn.	L, 50-61

§-UTM Tournament (Martin, Tenn.)

@-Otahkian Shootout

^OVC Tournament

Washburn 3-2 (H: 1-0, A: 0-1, N: 2-1)		
Date	Location	Result
Nov. 25, 1978	--	W, 73-56#
Nov. 23, 1979	--	L, 58-73#



Jan. 4, 1990	Cape Girardeau, Mo.	W, 78-57
Jan. 3, 1991	Topeka, KS	L, 56-60
Feb. 28, 1992	--	W, 82-51^

^MIAA Tournament
#-Woods Owl Classic

Washington State 0-1

(H: 0-0, A: 0-0, N: 0-1)

Date	Location	Result
Dec. 1, 1995	--	L, 50-89!

!-Dial Classic

Washington-St. Louis 1-0

(H: 0-0, A: 1-0, N: 0-0)

Date	Location	Result
Jan. 24, 1980	St. Louis	W, 63-30

West Texas State 1-2

(H: 0-0, A: 0-0, N: 1-2)

Date	Location	Result
1987-1988	--	L, 61-64^
Mar. 10, 1989	--	L, 70-83^
Mar. 9, 1991	--	W, 71-70^

^NCAA DII Tournament

West Virginia Tech 1-0

(H: 0-0, A: 1-0, N: 0-0)

Date	Location	Result
Jan. 2, 1987	Montgomery, WV	W, 76-53

Western Illinois 6-6

(H: 3-2, A: 1-4, N: 2-0)

Date	Location	Result
Jan. 2, 1983	Miami Dial Tourn.	W, 78-64
Dec. 28, 1993	Macomb, Ill.	L, 70-71
Jan. 11, 1995	Cape Girardeau, Mo.	W, 75-58
Dec. 2, 1995	Pullman, Wash.	W, 83-64
Jan. 25, 1996	Macomb, Ill.	L, 57-75
Nov. 25, 1997	Cape Girardeau, Mo.	W, 70-68
Dec. 8, 2012	Cape Girardeau, Mo.	W, 56-47
Dec. 7, 2013	Macomb, Ill.	L, 58-79
Dec. 3, 2014	Cape Girardeau, Mo.	L, 62-79
Nov. 24, 2015	Macomb, Ill.	W, 89-84
Nov. 16, 2016	Cape Girardeau, Mo.	L, 87-100
Dec. 5, 2017	Macomb, Ill.	L, 59-87

Western Kentucky 0-2

(H: 0-1, A: 0-1, N: 0-0)

Date	Location	Result
Dec. 16, 2012	Bowling Green, Ky.	L, 46-60
Nov. 19, 2013	Cape Girardeau, Mo.	L, 75-90

Western Michigan 1-1

(H: 1-0, A: 0-1, N: 0-0)

Date	Location	Result
Dec. 7, 2010	Cape Girardeau, Mo.	W, 60-56
Dec. 10, 2011	Kalamazoo, Mich.	L, 34-67

William Baptist 1-0

(H: 1-0, A: 0-0, N: 0-0)

Date	Location	Result
Feb. 26, 1996	Cape Girardeau, Mo.	W, 82-74

William Woods 4-7

(H: 3-3, A: 1-3, N: 0-0)

Date	Location	Result
Nov. 15, 1978	Fulton, Mo.	L, 62-85
1978	--	L, 50-78
Jan. 26, 1980	Cape Girardeau, Mo.	L, 49-54
Feb. 6, 1980	Fulton, Mo.	L, 42-90
Dec. 6, 1980	Cape Girardeau, Mo.	L, 53-71
Feb. 3, 1981	Fulton, Mo.	L, 51-62
Mar. 2, 1981	Cape Girardeau, Mo.	L, 56-58
Nov. 24, 1981	Cape Girardeau, Mo.	W, 76-51
Jan. 18, 1982	Fulton, Mo.	W, 64-44
Dec. 30, 2014	Cape Girardeau, Mo.	W, 77-40
Dec. 30, 2015	Cape Girardeau, Mo.	W, 94-58

Wisconsin-Green Bay 0-3

(H: 0-1, A: 0-2, N: 0-0)

Date	Location	Result
Nov. 29, 2002	Green Bay, Wis.	L, 49-74#
Nov. 29, 2009	Cape Girardeau, Mo.	L, 50-88
Dec. 10, 2010	Green Bay, Wis.	L, 40-74

#-UWGB Tournament

Wisconsin-Milwaukee 2-6

(H: 1-3, A: 1-3, N: 0-0)

Date	Location	Result
Nov. 30, 1991	Milwaukee, Wis.	W, 65-53
Jan. 16, 1992	Cape Girardeau, Mo.	W, 85-74
Dec. 5, 1992	Milwaukee, Wis.	L, 60-73
Jan. 7, 1993	Cape Girardeau, Mo.	L, 54-56
Nov. 29, 1996	Milwaukee, Wis.	L, 47-55
Nov. 15, 1997	Cape Girardeau, Mo.	L, 56-71
Nov. 25, 2005	Cape Girardeau, Mo.	L, 87-90#*
Dec. 2, 2005	Milwaukee, Wis.	L, 70-73*

Wichita State 1-1

(H: 0-0, A: 1-1, N: 0-0)

Date	Location	Result
Nov. 23, 2013	Wichita, Kan.	L, 46-67
Dec. 4, 2015	Wichita, Kan.	W, 66-62 ^{OT}

Wright State 2-1

(H: 1-0, A: 1-0, N: 0-1)

Date	Location	Result
Jan. 23, 1982	Charleston, Ill.	W, 90-55\$
Dec. 19, 2011	--	L, 53-74%
Nov. 9, 2012	Cape Girardeau, Mo.	W, 78-66

\$-EIU Tournament (Charleston, Ill)
%-Wright State Holiday Invitational

Xavier 0-1

(H: 0-0, A: 0-1, N: 0-0)

Date	Location	Result
Nov. 18, 2016	Cincinnati, Ohio	L, 48-54

*-Denotes that Southeast Missouri vacated all wins in the 2004-05 and 2005-06 seasons. The all-time record shows accurate record after wins were revoked. Team was cited for four season (2002-03, 2003-04, 2004-05, 2005-06).



ALL-TIME ROSTER

A
Lesley Adams2008-09
Jessica Aebi2003-04
Celeste Akoro..... 2018-Pres.
Kennedi Allen.....2017-Pres.
Edith Allenworth1981-82
Jenny Anderson2000-01
Melissa Anthony2003-04

B
Tammy Babcock1980-81
Janice Baeten1993-95
Debbie Baldwin1975-76
TaKeela Ball2001-02
Sarah Balfour2018-19
Dolapo Balogun2015-19
Terri Baker1979-80
Cindy Bates2000-02
Lisa Bean1981-83
Bianca Beck2008-12
Mikal Bencomo2006-08
Veronica Benson2000-02
Pam Benton1977-81
Joann Betts1977-82
Debra Beussink1976-78
Kathy Blair1981-82
Brenda Blissett1984-85
Delborah Blissett1979-80
Virginia Blissett1983-86
Rachel Blunt2005-09
Erin Bollmann2014-16
Sherri Boswell1975-76
Allyson Bradshaw2011-15
Tami Branson1980-81
Gail Brink1975-76
Chandra Brown2003-05
Kim Brown2000-01
Sophie Bussard..... 2019-Pres.

C
Moneik Campbell1996-00
Anne Cate1990-95
Jennifer Cavaness1990-92
Wilma Clark1976-78
Lori Chase1999-03
Candice Coffey2001-02
Jean Collette1978-79
Pat Colon1982-87
Tionne Colyer2018-19
Tatiana Conceicao2004-06
Anne Cook1985-88
Shauna Cook1995-99
Sherry Cook1995-99
Paula Corder-King1998-00
Sarah Costello2002-04
Sami Jo Cotton2003-04
Arie Crawford1976-81
Jayne Creek1980-81
Kathleen Crowe1978-79
Anne Crowley1981-83
Brittney Cupp2018

D
Michelle Daniel1985-87
Sonya Daugherty2005-09
Theresa Davidson1983-85
Jasmine Davis2009-11
Jodi Davis1992-93
Heather Diebold2005-07
Terri Doehring1980-81
Mathilde Dufour2006-09
Christy Dunlap1983-84
Katrisha Dunn2004-06

E
Mary Eldringhoff1975-76
Karley Evans2010-12
Leanne Evans2004-05
Becky Exman1975-76

F
Stephanie Faith1994-98
Shelah Fields2009-12
Sandy File1988-92
Toré Fite2007-08
Gwen Fitzpatrick1990-93
Jenny Foeste1989-90
Lisa Foster1987-88
Sue Foster1993-94
Sarah Frazier1996-98
Liz Frischman1978-80

G
Denisha Gardener..... 2019-Pres.
Roberta Granderson1991-95
Jennifer Gries1999-01
Susan Guidicy1980-81
Many Ann Glaus1981-82
Crysta Glenn2007-09
Tanya Guell2001-03
Lakyn Gulley2016-18

H
Olivia Hackmann2012-17
Dru Haertling2012-13
Sophia Hancock..... 2019-Pres.
Debbie Hanneke1976-77
Brittany Harriel2009-13
Jessie Harshberger..... 2016-Pres.
Dana Hawkins1996-98
Gray C. Harris1992-96
Sheila Harris1982-83
Tonia Harris1991-95
Rachaelle Hayes1982-84
Sandy Heitschmidt1983-87
Julie Heitz1994-97
Mary Herring1982-84
Josie Herzog1980-81
Corneisha Henderson2015-16
Tammy Hoffmeister1980-81
Stephanie Holland1990-95
Amber Holmes2008-12
Michelle Horneker1986-90
Reagan Hughston1998-00
Jordan Hunter2012-14

I
Rochelle Ikeni2007-2009
Allison Iversen1998-00
Pam Iversen1998-02

J
Deana Jackson1987-91
Simone Jackson2004-06
Theresa Jackson1984-85
Angela James1986-90
Lisa Jensen1978-80
Imani Johnson2015-16
Tierra Johnson2007-09
Deja Jones2014-2018
Heather Jones1995-96

K
Caryn Kaufman1982-83
Sandy Kearbey1980-82
Heather Keleman1975-76
Karen Kernerling1983-84
Connor King2012-16

Pat Kinder1975-76
Bertha King1982-84
Chytearra Kintchen2005-06
Andrea Koeper2001-02
Jamie Koester1996-98

L
June Lacy1984-85
Erika Lane2009-11
Cindy Leonard1983-85
Arletha Lewis1991-93
Kaley Leyhue2014-18
Hillary Lively2013-15
Vicki Lohmann1986-88
Ashley Lovelady2006-08
Losmie Lutaya2017-19
Ashton Luttrull2014-18
Lachelle Lyles2005-07

M
Patricia Mack2009-14
Mandy Madden2016-2018
Selina Madison1978-80
MarySue Marxkors1975-76
Dawn Massani1993-97
Mary McClenning1976-77
Iyanna McCurdy..... 2016-Pres.
Louise McGoldrick2002-03
Wendy McNemarny1979-81
Hilma Mededovic2015-17
Julie Meier1991-95
Nina Meniffee1985-86
Tiffany Melis1998-02
Janet Miller1989-90
Monica Miller2009-11
Shanece Miller2009
Sarah Miller1995-97
Tammie Minor1985-86
Brianna Mitchell2013-17
LaVetta Mitchell1989-90
Sherry Mitchell1987-91
Aisha Moreno2004-06
Linda Mouth1976-77
Zandra Moore1995-96
Alison Morris1989-94
Rachel Mueggengborg2004-05
Adrianna Murphy2015-19
Erica Muskrow1991-93
Susan Musselwhite1989-90

N
Lisa Newman1980-81
Kimberly Nicholson1999-01
Tarina Nixon2005-09
Hannah Noe2014-17
Katie Norman2009-11

O
Wanika Owsley2004-06

P
Tammy Page1978-80
Szandra Pál2005-09
Kim Palmer1993-97
Leanna Peoples1984-85
Jill Pizzotti1984-89
Peggy Pollihan1977-78
LaShelle Porter1998-03
Taelour Pruitt..... 2018-Pres.
Jody Pugh1990-92
Susie Puhl1975-76
Natalie Purcell2004-06
Shannon Proffit2002-04

R
Christine Rathke2000-02
Lisa Robert1979-80
Baile Roberts2009-13
Lueveria Roberts1986-90
Jasmine Robinson2014-15
Renee Rogliardi1987-92
Kristy Roherty1999-02
Yelena Rosado2011-15
Brandi Russia2003-05
Tiffanne Ryan2002-06

S
LaTrese Saine..... 2016-Pres.
Susie Schallenberg1976-78
Roshala Scott..... 2019-Pres.
Kelli Seaton1981-83
Liz Sharpe-Taylor2004-05
Lauren Sharpe2007-09
Miah Shelford2002-05
Carrie Shephard..... 2017-Pres.
Courtney Shiffer2010-13
Sherri Shirrell1984-87
Yashika Sidbury2002-04
Michelle Siemer1975-76
Sherr Simmons1980-82
Terri Smith1988-89
Terri Smith..... 2019-Pres.
Carina Souza2002-04
Rusty Sowers1997-99
Natasha Starkes2002-03
Katrina Stepney1995-96
Donna Steppelman1976-78
Lolita Still1984-85
Daryl Strong1992-94
Annie Struve1996-00
Cindy Stuck1980-81
Valarie Sullivan1992-93
Julie Sweetin2004-05

T
Jocelyn Taylor..... 2018-Pres.
Joeline Thesing2005-07
Cheryle Thoele1994-95
Tisa Thomas2000-02
Tesia Thompson..... 2017-Pres.
Lia Toedte1998-00
Barb Truetken1976-79

U
Michelle Ummel1975-76

V
Jill VanLeer1988-89
Karen Vaughn1979-83

W
Jamie Wahlert1995-98
Mary Walters1981-82
Jeri Wenneker1976-79
Sarita Wesley1987-91
Dawn Westman1991-93
Kay Westmoreland1981-82
Kenja White2002-04
Tajuana White1997-99
Missy Whitney2006-08
Kara Wright2012-14
Jerri Wiley1989-91
Stephanie Williams1982-87

Z
Cindy Zadnick1981-85

POST SEASON

OVC Tournament (8-18)

1992 (Cookeville, Tenn. – Eblen Center)

Semifinals

#1 Tennessee Tech 87, #4 Southeast Missouri 74

1994 (Nashville, Tenn. – Municipal Auditorium)

First Round

#4 Middle Tennessee 71, #5 Southeast Missouri 70

1995 (Nashville, Tenn. – Municipal Auditorium)

First Round

#2 Tennessee Tech 82, #7 Southeast Missouri 59

1996 (Nashville, Tenn. – Municipal Auditorium)

First Round

#6 Murray State 73, #3 Southeast Missouri 56

1998 (Nashville, Tenn. – Nashville Arena)

First Round

#1 Eastern Kentucky 92, #8 Southeast Missouri 75

1999 (Nashville, Tenn. – Nashville Arena)

First Round (Campus Site)

#4 Southeast Missouri 66, #5 Murray State 60

Semifinals

#1 Tennessee Tech 73, #4 Southeast Missouri 62

2000 (Nashville, Tenn. – Gaylord Entertainment Center)

First Round (Campus Site)

#2 Middle Tennessee 76, #7 Southeast Missouri 57

2001 (Nashville, Tenn. – Gaylord Entertainment Center)

First Round (Campus Site)

#5 UT Martin 68, #4 Southeast Missouri 63

2002 (Louisville, Ky. – Kentucky International Convention Center)

First Round (Campus Site)

#4 Austin Peay 76, #5 Southeast Missouri 67

2003 (Nashville, Tenn. – Gaylord Entertainment Center)

First Round (Campus Site)

#2 Southeast Missouri 79, #7 Eastern Illinois 76

Semifinals

#2 Southeast Missouri 78, #6 Tennessee Tech 65

Championship

#1 Austin Peay 85, #2 Southeast Missouri 61

2004 (Nashville, Tenn. – Municipal Auditorium)

First Round (Campus Site)

#4 Southeast Missouri 76, #5 Murray State 51

Semifinals

#1 Austin Peay 72, #4 Southeast Missouri 55

2005 (Nashville, Tenn. – Gaylord Entertainment Center)

First Round (Campus Site)

#2 Southeast Missouri 47, #7 Samford 45*

Semifinals

#2 Southeast Missouri 71, #3 Tennessee Tech 68*

Championship

#1 Eastern Kentucky 84, #2 Southeast Missouri 73 (2OT)

*Win vacated due to NCAA sanctions

2006 (Nashville, Tenn. – Gaylord Entertainment Center)

First Round (Campus Site)

#2 Southeast Missouri 80, #7 Murray State 49*

Semifinals

#2 Southeast Missouri 59, #3 Samford 52*

Championship

#2 Southeast Missouri 71, #1 Tennessee Tech 50*

*Win vacated due to NCAA sanctions

2007 (Nashville, Tenn. – Gaylord Entertainment Center)

First Round (Campus Site)

#1 Southeast Missouri 58, #8 Austin Peay 54

Semifinals

#1 Southeast Missouri 57, #4 Samford 51

Championship

#1 Southeast Missouri 62, #2 Murray State 60

2008 (Nashville, Tenn. – Municipal Auditorium)

First Round

#1 Southeast Missouri 67, #8 Jacksonville State 45

Semifinals

#4 Eastern Illinois 52, #1 Southeast Missouri 40

2009 (Nashville, Tenn. – Sommet Center)

First Round (Campus Site)

#3 Tennessee State 77, #6 Southeast Missouri 66

2016 (Nashville, Tenn. – Municipal Auditorium)

First Round

#3 SIUE 80, #6 Southeast Missouri 76 ^{OT}

2017 (Nashville, Tenn. – Municipal Auditorium)

First Round

#1 Belmont 74, #8 Southeast Missouri 59

2018 (Evansville, Ind. – Ford Center)

First Round

#1 UT Martin 63, #7 Southeast Missouri 60

2019 (Evansville, Ind. – Ford Center)

First Round

#1 Belmont 74, #8 Southeast Missouri 65

OVC Tournament Breakdown

W-L Records by Opponent

Austin Peay	1-3
Belmont.....	0-2
Eastern Illinois.....	1-1
Eastern Kentucky.....	0-2
Jacksonville State.....	1-0
Middle Tennessee*	0-2
Morehead State.....	N/A
Murray State.....	3-1
Samford*	1-0
SIUE	0-1
Tennessee State.....	0-1
Tennessee Tech.....	1-3
UT Martin.....	0-2

*No longer OVC members

NCAA Tournament (0-1)

2006 (Denver, Colo. – Pepsi Center)*

March 18: 4) #13 Stanford 72, 13) Southeast Missouri 45

*Tournament appearance vacated due to NCAA sanctions

2007 (Austin, Texas – Erwin Center)

March 17: 3) #11 Oklahoma 74, 14) Southeast Missouri 60

WNIT (0-1)

2008 (Evansville, Ind. – PAC Arena)

March 20: Evansville 60, Southeast Missouri 58





OVC

OHIO VALLEY

Now in its 72nd year, the Ohio Valley Conference continues to build on the success that has made it the nation's eighth-oldest NCAA Division I conference.

In May 2011 the Conference expanded for the second time in four years, adding Belmont University which began competition in the 2012-13 academic year. The addition of Belmont gave the OVC 12 members, the most the league has had at one time in its illustrious history. The move added a second team in the city of Nashville and was the first addition to the league since Southern Illinois University Edwardsville joined in 2008. Subsequently, the league has shown its stability over the past decade, seeing only one member institution depart over the past 19 years.

The 2009-10 school year saw a change in leadership as Beth DeBauche was named the seventh full-time Commissioner in league history on July 28, 2009. The last three commissioners of the OVC have moved onto jobs as the commissioner of the Big Ten, Big 12 and the Mid-American Conferences.

The OVC's proud history dates back to 1948, but seeds for the new league were actually planted in 1941. It was then that Roy Stewart, the athletics director at Murray State, Charles "Turkey" Hughes, the athletics director at Eastern Kentucky, and Kelly Thompson, the public relations director at Western Kentucky, first broached the idea of forming a new conference. Discussions were put on hold by World War II, but reemerged February 27-28, 1948 at the Kentucky Hotel in Louisville as the three original institutions combined with Morehead State, Louisville and Evansville to form the OVC.

In the 1950s, the OVC became a pioneer on a much more significant scale socially. During times of racial segregation, league member Morehead State became one of the first non-traditionally black mid-southern institutions to accept a black student. In 1958 Marshall Banks earned athletically-related aid at Morehead, which signed a second black athlete, Howard Murphy, a year later. In 1961 Murphy earned all-conference recognition as a halfback in football. With racial barriers broken, the rest of the institutions in the league began to provide educational and athletic opportunities to African-Americans.

After Title IX legislation passed in 1972, women's athletics began a rebirth on the national scene as the NCAA began sponsoring and marketing women's sports. Recognizing the need to provide increased opportunities for female athletes, the OVC began formulating plans for women's athletics in 1975 and established women's championships in the sports of basketball, tennis and track in 1977, with cross country and volleyball added over the next four years. Those sports were initially governed by the Association of Intercollegiate Athletics for Women (AIAW), but the overall strength of women's programs in the league was demonstrated by the automatic bids the OVC instantly received when the NCAA became the governing body in 1982. The conference added women's golf and softball in

1994 and women's soccer in 1998.

Through the past 71 years, 15 teams have won or shared the league's football title. The list is led by Eastern Kentucky, winner of 21 outright or shared football crowns, which is tied for the most in Football Championship Subdivision history (with Massachusetts). Among OVC teams, former member Middle Tennessee is next with 11 titles, followed by Tennessee Tech with 10 and Jacksonville State, Murray State and former member Western Kentucky with eight apiece. Eastern Illinois has seven crowns while Morehead State, Tennessee State and former members Evansville and East Tennessee State have captured two apiece. Austin Peay, Southeast Missouri, UT Martin and former member Youngstown State have one title apiece.

Murray State and Evansville tied for the initial football championship, and the Racers participated in the first-ever bowl game by an OVC team, tying Sul Ross State 21-21 in the 1948 Tangerine Bowl. From 1948 to 1975, OVC teams played in 15 bowl games, winning eight of them. Eastern Kentucky and Western Kentucky were also participants in the NCAA Division II playoffs in the early and mid-1970s prior to the NCAA's reclassification of football programs into Division I-AA. The term "I-AA" lasted until the end of the 2006 season when it was changed to Division I Football Championship Subdivision (FCS).

The first Division I-AA/FCS football playoff was held in 1978 with only four teams, which is the only year through present day that the OVC did not field a playoff representative. In 1979, four of the nation's top teams were invited to the playoffs, and two of them - Eastern Kentucky and Murray State - were from the OVC. Murray dropped its semifinal game to Lehigh, but the Colonels nipped Nevada-Reno in double overtime and claimed the national championship a week later with a 30-7 victory over Lehigh. EKVU was coached by former All-America quarterback Roy Kidd, who was in his 16th year at the helm of his alma mater and who skippered the Colonels to a second national title three years later. Following the 2002 season, Kidd retired after 39 years at EKVU; upon retirement, he ranked sixth all-time among Division I coaches with 315 victories, earning him a spot in the College Football Hall of Fame. EKVU's 21 FCS playoff appearances are the second most all-time (behind only Montana's 23 berths).

In addition to Kidd, other coaching legends in the OVC include Charles "Bubber" Murphy, who coached at Middle Tennessee from 1947-1968, Western Kentucky's Jimmy Feix (1968-83), Wilburn Tucker (1954-67) and Don Wade (1968-82) of Tennessee Tech, Bill Ferguson (1967-77) of Murray State, Guy Penny (1959-67) of Morehead State and Boots Donnelly (1977-78 at Austin Peay; 1979-1998 at Middle Tennessee). Following the 2011 season Eastern Illinois head coach Bob Spoo retired after 25 years at the school (the last 16 as members of the OVC). In his time as an OVC coach he compiled 92 total victories (fifth-most in league history) and 68 OVC wins (fourth-most in league

history) and was inducted into the OVC Hall of Fame in 2012. In 2016 former Murray State head coach Frank Beamer (1981-86) was inducted into the OVC Hall of Fame; he introduced his wide tackle six defense to the OVC and compiled a 43-23-2 record with the Racers before leaving for his alma mater Virginia Tech where he won 280 games in 29 seasons.

A sampling of former OVC football stars, some of whom were All-Americans during their collegiate careers before achieving stardom at the professional ranks, include Jim Youngblood and Larry Schreiber (Tennessee Tech), Phil Simms (Morehead State), Virgil Livers and Dale Lindsey (Western Kentucky), Myron Guyton and Chad Bratzke (Eastern Kentucky), Cortland Finnegan (Samford) and Tony Romo and Jimmy Garoppolo (Eastern Illinois). In 2008, former Tennessee State standout Dominique Rodgers-Cromartie became just the fourth NFL First Round draft pick in OVC history when he was selected 16th overall by the Arizona Cardinals. He would break into the starting lineup halfway through his rookie season and started at cornerback for the Cardinals in Super Bowl XLIII.

The 2007 season marked a return to scholarship football and the OVC for the Austin Peay Governors. Following the 1996 season the Governors dropped scholarship football and competed as both an independent (1997-00, 2006) and as a member of the Pioneer Football League (2001-05).

The 2007 season also brought new vernacular to the Ohio Valley Conference and the division formerly known as I-AA. Beginning with the 2006 National Championship game the term I-AA was changed to NCAA Football Championship Subdivision (FCS) in a decision by the Division I Board of Directors. The new label was chosen to communicate in a positive and clear manner the unique differences between Division I football categories (chiefly, the post-season opportunity) while still defining them within the Division I experience. The FCS includes programs that compete in an effort to participate in the NCAA championship postseason structure (one of 90 NCAA national championships) as opposed to the Football Bowl Subdivision (FBS) which competes in an effort to participate in the postseason bowl system (the 40 NCAA-licensed events which includes the College Football Playoff).

In 2010 Southeast Missouri State, picked to finish seventh in the preseason poll, compiled a 7-1 Conference record on the way to its first OVC Championship since joining the league in 1991. Overall the Redhawks were 9-2 during the regular season and earned a berth in the FCS Playoffs, its first playoff berth at any level in the program's 104-year history. Southeast would lose to eventual national champion Eastern Washington in the second round of the playoffs. Head coach Tony Samuel capped the year by winning the Sports Network's Eddie Robinson Award, given to the National Coach of the Year. Samuel was the second

CONFERENCE HISTORY

OVC coach to win the award (joining Murray State's Houston Nutt who won the award in 1995).

For only the second time in league history in 2011, three teams shared the OVC football championship, as Eastern Kentucky, Jacksonville State and Tennessee Tech finished with 6-2 records. The only other time in league history more than two champions were crowned at the end of the year was 1962 (when four teams shared the crown).

In 2012 Eastern Illinois became just the fourth football team in OVC history to go from worst-to-first in winning the OVC Championship. The Panthers were led by head coach Dino Babers who became just the fourth first-year head coach to win an OVC Championship (joining Boots Donnelly in 1977, Jason Simpson in 2006 and Dean Hood in 2008 – Jacksonville State head coach John Grass would become the fifth coach to achieve that feat in 2014). During the year Eastern Illinois junior wide receiver Erik Lora shattered the FCS single-season receptions record, hauling in 136 passes in 12 games; that mark was 13 more than the previous NCAA record and 44 more than the previous OVC mark.

In 2013 Eastern Illinois repeated as OVC Champions behind Walter Payton Award winner Jimmy Garoppolo. The quarterback became just the second OVC player to earn the National Player of the Year Award, joining former EIU signal caller Tony Romo (2002). Garoppolo passed for 5,050 yards (second most in NCAA single-season history) and 53 touchdowns (fourth in NCAA history) in leading the Panthers to a 12-2 record and berth to the quarterfinals of the FCS Playoffs. Garoppolo was drafted by the New England Patriots in the second round of the 2014 NFL Draft, becoming just the fifth OVC player selected in that round and just the fifth OVC quarterback ever selected (and first since 1998). Garoppolo was a part of Patriots teams that won Super Bowls in 2015 and 2017.

The 2013 season saw the OVC snap a 19-game playoff losing streak dating back to the 2000 season. Tennessee State shutout Butler (marking the first OVC road playoff victory since 1986) to snap the streak while later that day Jacksonville State smashed Samford in the first round. A week later Eastern Illinois beat Tennessee State while Jacksonville State won at McNeese State to each advance to the quarterfinals; that marked the first time the OVC put two teams in the quarterfinals in the same season since 1991. Overall the four total playoff wins in the same season established a new OVC record.

In 2015 Jacksonville State ascended to No. 1 in both major Top 25 polls, becoming the first OVC team to be ranked No. 1 since the 1999 season. The Gamecocks would go on to complete its second-straight 8-0 Conference mark and won three playoff games to become the first OVC team to advance to the Division I National Championship Game since 1982 (Eastern Kentucky). JSU lost to North Dakota State in the title game but finished the year 13-2 overall and ranked No. 2 in the final Top 25

polls. Head coach John Grass became the first OVC coach honored as the AFCA National Coach of the Year while quarterback Eli Jenkins was named the FCS ADA National Quarterback of the Year, finishing the year with 2,788 passing and 1,161 rushing yards (one of just three Division I quarterbacks – FBS or FCS – to achieve those numbers during the year).

Jenkins would conclude his career in 2016 with 3,796 rushing yards, the seventh-most ever by a FCS quarterback. Jenkins, who was named OVC Male Athlete of the Year in back-to-back seasons, capped his career with 11,448 yards of total offense, second-most in OVC history (behind only Garoppolo).

In 2017, Jacksonville State senior defensive end Darius Jackson became the first OVC player to win the Buck Buchanan Award, given to the FCS National Defensive Player of the Year. Jackson tallied 51 tackles, 19.0 tackles-for-loss, 7.0 sacks, 19 quarterback hurries, 3 forced fumbles and 2 fumbles recoveries in 11 regular season games

2017 also saw the third OVC coach named the winner of the Eddie Robinson Award as the FCS National Coach of the Year. The honor went to Austin Peay second-year coach Will Healy who orchestrated a tremendous turnaround for the Govs program. After going 0-11 during his initial season and starting 2017 with back-to-back losses to FBS opponents, the team's losing streak had reached 29 games and overall the team had won just one of its previous 48 games overall. But a win during week three catapulted the team to an 8-4 record and 7-1 OVC record and second-place league finish. The eight wins matched the school record, while the seven Conference wins established a new school record. Along the way the team snapped a 21-game OVC losing streak and a 45-game road losing streak and finished the year with four road victories, which was more than the program won in the previous nine years combined.

The OVC made it back-to-back Buck Buchanan Award winners in 2018, as Southeast Missouri junior linebacker Zach Hall took home the prestigious award. He finished the season with 168 tackles, the most of any FCS player and a new Southeast Missouri single-season record, while leading his team to just in second-ever playoff appearance.

Football wasn't the only sport in which the OVC was quickly gaining respect. In 1955, the OVC became only the second six-member league nationally to earn an automatic bid to the prestigious NCAA Men's Basketball Tournament, which, at that time, was limited to only 24 participants. The Conference quickly proved worthy of that bid, as Morehead State defeated Marshall (107-92) and Wayne State (95-84) in the 1956 tournament.

Fifteen years later, former OVC member Western Kentucky became the first and only Conference team to reach the Final Four. The Hilltoppers defeated Jacksonville, Kentucky and Ohio State before losing to Villanova in double overtime in the national semifinals. WKU went on

to finish in third place after beating Kansas 77-75 in the consolation game.

Since that time, the OVC has recorded some of the biggest upsets in the history of the NCAA Tournament. Perhaps the most famous moment came in 1987, when Austin Peay came from fourth place in the regular season to win the OVC Tournament and earn the league's automatic bid. The Governors drew powerful Illinois, and were such big underdogs, that ESPN broadcaster Dick Vitale promised to stand on his head if APSU won the game. After a 68-67 victory over the Illini, and a narrow 90-87 overtime loss to eventual Final Four participant Providence in the second round, Vitale made good on his promise in a visit to Clarksville two months later.

Murray State added to the OVC's string of upsets in 1988 when it knocked off 14th-ranked North Carolina State, 78-75. The Racers' M&M Boys – Jeff Martin and Don Mann – combined for 39 points in the win. MSU nearly went on to the Sweet 16 that year, losing to eventual national champion Kansas, 61-58. A bank shot by Mann that would've given the Racers a one-point lead rolled off the rim with three seconds left. In 1990 as a No. 16 seed, Murray State took No. 1 seed Michigan State into overtime before falling 75-71. More recently, Murray State has dominated the OVC Tournament, reaching the championship game every year in the 1990's. The Racers' 15 OVC Tournament Championships are the most among all OVC schools.

After former member Middle Tennessee State won a first round game in 1989, the league had a drought as no other OVC team won a NCAA Tournament game for the next 19 years. But Morehead State, coming off a thrilling double overtime OVC Tournament victory over Austin Peay, topped Alabama State 58-43 in the 2009 Opening Round game at University of Dayton Arena in Dayton, Ohio. The game was played in front of an Opening Round record crowd of 11,346 and included many MSU fans who made the three-hour drive from Morehead for the game.

In 2009-10, Murray State made OVC history by winning a record 31 games (31-5) on its way to the league's regular season and tournament championships. In the first round of the NCAA Tournament, the No. 13 seed Racers topped Vanderbilt in thrilling fashion when senior Danero Thomas hit a jumper as time expired to lift MSU to a 66-65 victory. It marked the first OVC team to advance to the second round of the NCAA Tournament since 1989 and snapped a skid of 71-straight losses to Southeastern Conference foes (dating back to 2000-01). In the second round, the Racers pushed eventual national runner-up Butler to the brink before losing 54-52.

In 2010-11 Morehead State would make it three NCAA Tournament wins in as many years for the league and got a bit of revenge for the 2009 tournament loss to Louisville in the process. After finishing second in the regular season and winning the OVC Tournament Championship, the No.

13 seeded Eagles were shipped to Denver to play the in-state foe Cardinals. MSU jumped out to a 15-2 advantage but were down four points (61-57) with just over a minute to play in regulation. After two free throws from two-time OVC Player of the Year Kenneth Faried, the Eagles held for one final shot attempt and senior Demonte Harper pulled up off a cross-over dribble to nail a 3-pointer with 4.3 seconds left that gave Morehead State a 62-61 lead. UofL had one last attempt but Faried blocked the Cardinals last shot, giving MSU the win, its first over Louisville since the 1956-57 season.

In 2011-12 Murray State put together one of the greatest seasons in OVC history, beginning the year 23-0 (an all-time OVC best) and being ranked as high as No. 7 in the coaches poll on Feb. 6. The squad was the first OVC team to be nationally-ranked since Murray State was ranked in 1997-98; in addition, the top 10 ranking was the first for an OVC team since the 1970-71 campaign (WKU). The Racers would top nationally-ranked Memphis and Saint Mary's during the season and win the league's regular season and tournament championships. MSU earned a No. 6 seed in NCAA Tournament, the highest-ever seed for an OVC team since the NCAA began seeding the field in 1979. The Racers would top Colorado State 58-41 in the second round before falling to Marquette in the third round. Murray State would win 31 games overall, tying the OVC all-time record the Racers set in 2009-10.

After the Murray State win in 2011-12, the league had won NCAA Tournament games in four-straight seasons, something that had never happened in league history (three-game winning streaks from 1960-62 and 1987-89 had been the previous best streaks). Over that time period (2009-12) the OVC was one of just nine conferences nationally to win a NCAA Tournament game in each season and one of only three non-BCS leagues (joining the Atlantic 10 and WCC) to do so.

In 2013-14 Murray State won five games to claim the CollegeInsider.com Postseason Tournament (CIT) and in the process became the first OVC men's basketball team to ever play games in the month of April.

The 2014-15 season saw five OVC men's basketball teams earn postseason bids, the most in league history, and a year later (2015-16) that number was eclipsed with six teams making national postseason tournaments. Entering 2017-18 OVC men's basketball teams have at least one national postseason tournament victory in nine-straight postseasons, an all-time league record.

For just the second time in league history (the other being 1987), the OVC placed two teams in the NCAA Tournament in 2019, as Murray State won the OVC Tournament crown for the second-straight season and Belmont earned an at-large bid after going 26-5 overall (16-2 OVC) with a NET ranking of 47. As a No. 11 seed, Belmont would top Temple in the Opening Round in Dayton (its first-ever NCAA Tournament victory) before narrowly falling to Maryland in the next round, while No. 12 seed Murray State crushed Marquette 83-64 in the first round (the second-biggest margin of victory ever by a 12 seed over a No. 5 seed in tournament history) before losing to Florida State. It marked the first time since 1971

that the OVC had two wins in the same NCAA Tournament and marked the first time two different OVC teams won a tournament game in the same year.

In 2007-08, UT Martin guard Lester Hudson became the first men's Division I player to record a quadruple-double in a game, when he registered 25 points, 12 rebounds, 10 assists and 10 steals in a victory over Central Baptist College. Hudson, who ranked fourth in scoring nationally as a junior, returned for his senior season in 2008-09 and was second nationally in scoring (behind Davidson's Stephen Curry) at 27.5 points a contest. Hudson earned numerous honors (including OVC Player of the Year and OVC Male Athlete of the Year in each 2008 and 2009 and All-American status from several outlets) before being drafted by the Boston Celtics with the No. 58 pick of the 2009 NBA Draft.

During the 2010-11 year, Faried, the nation's leading rebounder during the season, became the NCAA's Modern Era (since 1973) career rebounding leader, totaling 1,673 rebounds which passed Tim Duncan for the record (he is 11th all-time in NCAA history). Faried also finished his career with 86 double-doubles, second all-time to only Duncan. He is one of only six players in NCAA history to finish with 2,000-plus career points (2,009) and 1,600-plus career rebounds. Faried was drafted 22nd overall by the Denver Nuggets in the 2011 NBA Draft, becoming the first OVC player selected in the first round since Tennessee State's Carlos Rogers 1994.

Murray State guard Isaiah Canaan, a first-team All-American in 2011-12, capped his illustrious career in 2012-13 by becoming just the 17th player in OVC history to score 2,000 or more career points. Canaan, who was a key part of Murray State NCAA Tournament victories in both 2010 and 2012, earned a pair of OVC Player of the Year honors (2012 and 2013) during his career as well as being named OVC Freshman of the Year (2010), OVC Tournament MVP (2010) and OVC Male Athlete of the Year (2012). He was drafted by the Houston Rockets with the 34th overall pick (No. 2 pick of the second round) of the 2013 NBA Draft.

In 2014-15 Murray State became just the fifth OVC men's team to complete a perfect Conference season (16-0). The Racers were led by sophomore Cameron Payne who was named OVC Men's Basketball Player of the Year, OVC Male Athlete of the Year and earned third-team All-American honors from CBSSports.com. Following the season Payne declared for the NBA Draft, becoming the first sophomore in OVC history to do so and one of just four OVC players all-time to enter and stay in the draft with eligibility remaining. Payne was selected in the lottery by the Oklahoma City Thunder (pick No. 14 overall), making him just the ninth First Round NBA Draft pick in OVC history.

Austin Peay made history in winning the 2016 OVC Men's Basketball Tournament as the Governors became the first No. 8 seed to claim the championship. APSU had to win its two regular season games just to qualify for the event and then won four games in four days to capture its fifth tournament crown. Along the way the Govs topped a No. 5 seed, No. 4 seed, No. 1 seed and No. 2 seed and were paced by MVP Chris Horton who averaged 22.5 points,

14.0 rebounds and 3.5 assists/game during the event including a 37-point, 21-rebound and 30-point, 16-rebound performance during the run.

In 2016, former Belmont All-American and 2012-13 OVC Co-Player of the Year Ian Clark became the first former OVC player to advance to the NBA Finals since former Tennessee State star Anthony Mason played for the New York Knicks in 1994. Clark was part of a Golden State Warriors team that won an NBA record 73 regular season games but lost in Game 7 of the Finals. A year later, Clark was part of the Warriors team that topped Cleveland to win the 2017 NBA Championship, becoming the first OVC player to win the crown since 1970-71 (Murray State's Dick Cunningham and Western Kentucky's Greg Smith with the Milwaukee Bucks).

Belmont's Evan Bradds finished his career in 2016-17 with a 66.7 career field goal percentage, tops in OVC history and fourth all-time in Division I history. Bradds capped his career with back-to-back OVC Player of the Year awards in addition to being named 2016-17 OVC Co-Male Athlete of the Year.

Murray State guard Ja Morant put together arguably the greatest season in League history in 2018-19, earning first-team consensus All-American honors (only the third player in OVC history to achieve that feat joining WKU's Clem Haskins in 1967 and WKU's Jim McDaniel in 1971) while becoming the first player since the NCAA began officially tracking assists (1983-84) to average 20-plus points (24.5) and 10-plus assists (10.0) in the same season. Morant, who won the Bob Cousy Award as the nation's top point guard, finished the year with 331 assists, the sixth-most in NCAA single-season history. During the year he had three triple-doubles (including just the ninth in NCAA Tournament history) and became the first Division I player in 20 years to record 40 points, 11 assists and five steals in a regulation game.

Morant was picked No. 2 overall by the Memphis Grizzlies in the 2019 NBA Draft, equaling the highest-ever draft pick in OVC history (tied with Eastern Kentucky's Jim Baechtold who went No. 2 in 1952). Overall he was just the third NBA Lottery Pick (which began in 1985) in OVC history. Belmont senior Dylan Windler was selected by the Cleveland Cavaliers No. 26 overall in the 2019 NBA Draft, giving the OVC two First Round picks in the same draft for only the second time in history (Western Kentucky's Tom Marshall and Jack Turner were selected with the seventh and eighth picks of the First Round in 1954). Overall Morant and Windler were the 10th and 11th players in OVC history to be First Round NBA Draft Picks.

Through its 71 years, 13 teams have won or shared the league's regular season men's basketball title. Murray State heads the list with a Conference-record 26 outright or shared basketball crowns. Other past champions include former member Western Kentucky (19), Morehead State (9), Austin Peay (8), Tennessee Tech (7), Eastern Kentucky (6), Belmont (5), former member Middle Tennessee (5), Tennessee State (2), former member East Tennessee State (2), Southeast Missouri State (1), UT Martin (1) and former member Akron (1).

Among the coaching greats in men's basketball have

been Western Kentucky's E.A. Diddle, who retired with 759 victories and 10 OVC titles; John Oldham, who was a member of the very first All-OVC squad and went on to win seven OVC crowns during his coaching tenure at Tennessee Tech and Western Kentucky; Paul McBrayer, who guided Eastern Kentucky to 219 wins and three OVC crowns; and Cal Luther, who is the only person in Conference history to win men's basketball Coach of the Year honors at two league schools - Murray State and UT Martin. Following the 2016-17 season, Austin Peay's Dave Loos retired as the winningest coach in OVC history (he passed Luther for that crown in 2009-10). Loos, a five-time OVC Coach of the Year, finished his career with 420 wins in 27 years at Austin Peay (including a 258-194 OVC record) and 502 total wins in 31 years as a head coach. Loos was inducted into the OVC Hall of Fame in 2018.

There have been an equal number of great players including Western Kentucky's Clem Haskins, who is the only three-time OVC Player of the Year. Several players have won OVC Player of the Year honors twice: Western Kentucky's Jim McDaniels (1969-70 and 1970-71), Murray State's Les Taylor (1971-72, 1972-73), Jeff Martin (1987-88, 1988-89), Popeye Jones (1989-90, 1990-91) and Marcus Brown (1994-95, 1995-96), Austin Peay's Otis Howard (1976-77, 1977-78), Middle Tennessee's Jerry Beck (1980-81, 1981-82), Akron's Joe Jakubick (1982-83, 1983-84), Tennessee State's Carlos Rogers (1992-93, 1993-94), UT Martin's Lester Hudson (2007-08, 2008-09), Morehead State's Kenneth Faried (2009-10, 2010-11) and Murray State's Isaiah Canaan (2011-12, 2012-13).

The OVC also has the honor of being the only conference to boast the nation's leaders in scoring, rebounding and assists all in one season. That feat was accomplished in 1991-92 by Morehead State's Brett Roberts (28.1 ppg), Murray State's Popeye Jones (14.4 rpg) and Tennessee Tech's Van Usher (8.8 apg).

In 2018, the OVC once again served as host for the NCAA Division I Men's Basketball Championship First and Second Rounds at Bridgestone Arena in Nashville. It marked the fourth-time the OVC served as hosts of the event (2000, 2005, 2012 and 2018).

Tennessee Tech has won or shared 18 regular-season women's basketball championships in addition to nine OVC Tournament crowns; both are tops in OVC history. UT Martin added its name to the list of championship by capturing its first OVC Tournament title in 2011 and also winning championships in 2012, 2013 and 2014. The Skyhawks became just the fourth team in OVC history (and first since Austin Peay from 2000-03) to win four-straight tournament titles, while Belmont joined that club after winning its fourth-straight title in 2019 (2016-19).

Several coaches have made their mark in the history of OVC women's basketball. Former Tennessee Tech coach Marynell Meadors posted an amazing 363-139 (72.3%) record at Tech, becoming the first woman in NCAA or AIAW history to win 300 games at the same institution, while former Tennessee State skipper Teresa Phillips earned National Coach of the Year honors from USA Today in 1990 for turning around the Lady Tigers' program before going on to lead TSU to the NCAA

Tournament in 1994 and 1995. Tennessee Tech coach Bill Worrell capped a stellar 20-year career in 2005-06 and was inducted into the OVC Hall of Fame in 2007; he compiled a 408-190 record while leading the Golden Eagles to an unprecedented 16 OVC regular-season titles and eight NCAA Tournament appearances, including five straight from 1989-93. Larry Joe Inman, who retired at the conclusion of the 2007-08 season and was inducted into the OVC Hall of Fame in 2009, won more than 100 games at both Middle Tennessee and Eastern Kentucky, and earned OVC Coach of the Year honors a record eight times - five times at ECU and three at MTSU. In 2012-13 Inman came out of retirement to take the Tennessee State job; in 2014-15 he led the Lady Tigers to its first OVC Tournament Championship since 1995. Inman once again retired following the 2016-17 season, with 545 career victories.

Many great players have graced the hardwood over the years, including former OVC Players of the Year Brooke Armistead and Gerlonda Hardin from Austin Peay, Pam Chambers, Jerilynn Harper, Cheryl Taylor, Angela Moorehead, Roschelle Vaughn, Diane Seng, Janet Holt and Emily Christian from Tennessee Tech; Morehead State's Donna Murphy, Priscilla Blackford and Chynna Bozeman; Eastern Kentucky's Kim Mays; Southeast Missouri's Gray C. Harris; Murray State's Ashley Hayes; UT Martin's Heather Butler and Jasmine Newsome; and Belmont's Darby Maggard.

Morehead State center Brittany Pittman set new school, league and NCAA standards for blocked shots in 2008-09. Pittman swatted 164 shots during the season, setting a new NCAA single-season record (which has since been broken).

In 2012-13 the UT Martin duo of Jasmine Newsome and Heather Butler finished fifth and sixth nationally among NCAA scoring leaders. Newsome, the 2012 and 2013 OVC Player of the Year, averaged 22.6 points per game on the way to All-American honors while Butler averaged 22.4 points per contest. Butler set a NCAA record during the season by connecting on a 3-pointer in her 80th-straight game.

In 2013-14 Butler and Newsome capped their brilliant careers by ranking first and second in scoring in OVC history. Butler, the 2013-14 OVC Female Athlete of the Year, finished her career with 2,865 points, which ranked first in OVC and 16th in NCAA history. She also finished her career with 392 career 3-pointers (which was tied for the most in NCAA history following her career but now ranks second) and scored in double figures in all 129 career games, which ranks fifth in NCAA history. Following the season Butler was signed by the WNBA's San Antonio Stars where she became the first OVC player to make an active WNBA roster. Newsome capped her career with 2,566 points, second only to Butler in OVC history.

The league also had another historical moment in November 2008 when the NCAA awarded Nashville the 2014 NCAA Women's Division I Final Four. The OVC served as the host of the prestigious event, which is one of the biggest sporting events the city of Nashville can host. The event was held April 6 and 8 at Bridgestone Arena in downtown Nashville and was played in front of

sold-out crowds for both the semifinals and championship as UConn topped Notre Dame in a battle of undefeated teams to win its ninth national title.

In 2017-18, Belmont completed its second-straight undefeated league season, increasing its winning streak in Conference games (both regular season and tournament) to 46 games. The Bruins were ranked in both the USA Today Coaches Poll and Associated Press Poll during the year, becoming the first OVC team to be nationally-ranked since 1992-93. The Bruins finished the year ranked No. 23 in the AP poll.

Belmont guard Darby Maggard capped her career in 2018-19 by earning her fourth-straight first-team All-OVC honor in addition to earning her fourth-straight OVC All-Tournament honors. She became the first player in NCAA history to make at least 400 3-pointers and dish out at least 650 assists in a career while her 92.4 percent career free throw percentage ranks first in NCAA history, her 2.77 assist-to-turnover ratio is third and her 430 made 3-pointers is fourth. She was one of just 19 players in OVC history to reach 2,000 career points (2,031) and she finished her career third in OVC history for assists (683). After the season Maggard finished as the national runner-up at the College 3-Point Championship.

Over its 71 years, OVC teams have garnered national championships and bowl games in football, along with national team or individual titles in the sports of rifle, cross country, track and golf.

The OVC has also produced several Olympic athletes, including Murray State's Morgan Hicks, who was a member of the 2004 United States Olympic Rifle Team and Morehead State's Brian Shimer who competed in five Winter Olympics in bobsled (winning a bronze medal in 2002) and coached the 2010 United States bobsled team to its first gold medal since 1948. Former Morehead State football and Eastern Kentucky track and field athlete Dallas Robinson competed with the U.S. bobsled team during the 2014 Sochi Winter Olympics. In addition, some of the greatest players in professional sports were educated at OVC institutions. The list includes former greats such as football's Phil Simms (Morehead State) and Tony Romo (Eastern Illinois), basketball's Clem Haskins (Western Kentucky) and Bubba Wells (Austin Peay) and two-sport star Steve Hamilton (Morehead State) to present-day standouts like basketball players Kenneth Faried (Morehead State) and Robert Covington (Tennessee State), football player Jimmy Garoppolo (Eastern Illinois) and baseball player Shawn Kelley (Austin Peay). Hamilton is the only athlete to ever play in the NCAA Basketball Championship, a Major League Baseball World Series (New York Yankees) and an NBA Championship Series (Los Angeles Lakers).

The OVC's first volleyball tournament was held in 1981, the same year Eastern Kentucky began a string of six-straight tournament crowns. Former ECU skipper Dr. Geri Polvino compiled a 627-439 record in 32 seasons as head coach of the Colonels, earning OVC Coach of the Year honors eight times. More recently, former Austin Peay coach Cheryl Holt and former Southeast Missouri skipper Cindy Gannon also earned their peers' recognition multiple

times with four awards each.

Throughout the last 36 years, 11 different teams have won an OVC regular-season or tournament volleyball crown. Since joining the league in 1991, Southeast Missouri has dominated the scene, winning seven of its eight regular-season titles during the 1990's, including five straight from 1993-97. The Redhawks have also won five tournament crowns (1994, 1996, 1998, 1999 and 2000). Jacksonville State won back-to-back OVC Tournament Championships (2005, 2006) including going through the OVC undefeated (16-0) in 2006 and winning a NCAA Tournament match in 2010, the league's first NCAA victory since 2000.

Following the 2007 season, Jacksonville State's Abbey Breit was named the OVC Offensive Player of the Year for the third-straight season, becoming the first player in OVC history to accomplish that feat. She was later joined by Murray State's Scottie Ingram who won three-straight awards from 2014-16. Four other individuals - Eastern Kentucky's Angela Boykins (1985-86), Morehead State's Dayle Hammontree (1988-89), Southeast Missouri's Tuba Meto (1996-97) and Morehead State's Amy Almond (2001-02) - were back-to-back winners of the award.

Morehead State won its fourth-straight OVC volleyball regular season championship in 2013. Over that four-year period (2010-13) the Eagles compiled an impressive 67-3 league record.

In 2007, Eastern Kentucky's Jacob Korir won his fourth-straight Conference cross country title becoming just the third OVC student-athlete and 13th athlete nationally to accomplish that feat. Korir was a three-time All-American in cross country, earning two top-10 finishes at the NCAA Cross Country Championship. The Nairobi, Kenya, native was also named a track and field All-American twice during his career, was selected as the OVC Male Athlete of the Year in 2006-07 and received the NCAA post graduate scholarship in 2008.

In 2011 the Eastern Kentucky men's cross country team earned a national ranking in the USTFCCCA poll, climbing to as high as No. 17; the ranking was the highest for an OVC team since the polls began in the early 1980s. The EKU men would qualify for the NCAA Championship, becoming the first OVC team to reach the national championship meet since 1980. Eastern Kentucky finished 26th overall at the event as junior Soufiane Bouchikhi was 47th in a field of 252 runners. On the women's side Eastern Kentucky senior Lydia Kosgei became the first EKU woman to ever qualify for the NCAA Championship and went on to finish 37th at the national meet to earn All-American honors.

A year later (2012) the EKU men's cross country team was ranked as high as No. 11 nationally and finished 24th at the NCAA Championship. Wade Meddles led the team with a 38th place finish at the event while Bouchikhi was 40th. In 2013 Eastern Kentucky placed 15th at the NCAA Championship, the highest national finish for an OVC team since 1980. Soufiane Bouchikhi capped his career by winning his fourth-straight OVC Championship and earning National Runner of the Week honors during the season. Bouchikhi finished 26th at the NCAA

Championship in 2013, earning All-American honors for the second-straight season. In 2014 EKU qualified for its fourth-straight NCAA Championship and finished 23rd overall and in 2015 earned its fifth-straight bid and finished 17th overall. EKU is only the second OVC team to ever qualify for five-straight NCAA Championships (ETSU being the other).

In 2016, Eastern Kentucky's Charlotte Imer finished 31st at the NCAA Championship, the second-highest finish ever by an OVC female (trailing only a 24th place finish by Samford's Lauren Blankenship in 2007).

In 2017, the Eastern Kentucky women's team earned its first national ranking as well as becoming the first OVC women's team to qualify for the NCAA Championship. The Colonels finished 23rd at the National Championship meet.

Following the 2017-18 season, long-time coaches Tom Akers (Eastern Illinois) and Rick Erdmann (Eastern Kentucky) retired. The duo combined for 118 OVC Championships and 115 OVC Coach of the Year Awards.

In 2007 the Conference had two teams in the NCAA Women's Soccer Tournament for the first time in league history, as former OVC member Samford earned an at-large selection while Southeast Missouri was the Conference's automatic bid.

Former Austin Peay standout and 2012 OVC Soccer Player of the Year Tatiana Ariza represented her native country of Colombia in both the 2012 Summer Olympics in London (earning a start against the United States) as well as the 2015 FIFA Women's World Cup. In the 2015 event she assisted on the first World Cup goal in her country's history and in the following match helped her team to a 2-0 victory over France, giving Colombia its first-ever win at the event.

In 2016 SIUE turned in a major upset in the first round of the NCAA Division I Soccer Championship, advancing on penalty kicks 5-4 over No. 11-ranked Notre Dame. The Cougars became just the second OVC team to advance to the second round (joining Samford who topped Vanderbilt on penalty kicks in 2005).

For the first time under the current format, OVC men's golfers qualified for the NCAA National Championship in back-to-back years in 2013 and 2014. Austin Peay's Dustin Korte advanced from the regional to the national championship in 2013 (finishing 116th overall) while APSU's Marco Iten won the Auburn Regional in 2014 to qualify for the National Championship (finishing 55th). In 2015 OVC three individual men's golfers competed in the NCAA Regionals (one automatic berth and two at-large berths) in addition to the Eastern Kentucky team; the three individuals were the most from the OVC to qualify in one year under the current format.

In April 2016 Danny Willett won The Masters Championship in Augusta, Georgia. The former JSU standout, who was the 2006 OVC Freshman of the Year and the 2007 OVC Championship Medalist, entered the final round tied for fifth, three shots behind 2015 champion Jordan Spieth after rounds of 70-74-72. In the final round Willett fired a 5-under par round of 67 to finish at 283 (-5) and top the field by three shots. He became just the eighth player in Masters' history to win the event in his first or

second start and just the second Englishman to win the event.

Prior to 2018, no female women's golf had earned an at-large spot in the NCAA Regionals field. That changed when Jacksonville State junior Valentina Giraldo and Eastern Kentucky junior Elsa Moberly earned two of the 24 at-large spots in the NCAA field.

Another first for women's golf came in 2019 as Murray State senior Linette Holmslykke became the first OVC female golfer to qualify for the National Championship after finishing second at the Auburn Regional with a three round total of 211 (-5). Holmslykke finished 54th at the National Championship in addition to winning the NCAA's Elite 90 Award for having the highest G.P.A. among those competing at the Championship.

In 2009 it was OVC softball that accomplished several firsts as UT Martin (tournament champion) and Jacksonville State (at-large) were each selected for the NCAA Championship. Jacksonville State would take it a step farther by winning the Knoxville Regional (beating No. 13 national seed Tennessee along the way) to become the first OVC softball program to advance to a Super Regional. Jax State would fall to No. 4 Alabama in that Super Regional but finished the season 43-16 (19-2 OVC) and ranked 21st nationally in the ESPN.com/USA Softball poll and 24th nationally in the USA Today/NFCA poll.

In 2016 the OVC Softball Championship was held at a neutral site for the first time, as it was played at Choccolocco Park in Oxford, Alabama.

In 2018 Eastern Kentucky won its first OVC softball regular season championship since 2004 and earned a berth in the National Invitational Softball Championship, where they hosted and won the Richmond Regional to make them one of four teams to advance to the championship round in Los Angeles.

The league's baseball presence has continued to evolve since its inception. The OVC baseball tournament moved to a neutral site for the first time in 2001 with Paducah, Kentucky and Brooks Stadium hosting the tournament in front of raucous crowds. The success of the tournament led to Jackson, Tennessee and The Ballpark at Jackson (the home of the Seattle Mariner's Class AA affiliate) - hosting the event for the first time in 2010. The championship moved to Choccolocco Park in Oxford, Alabama for two years (2017-18) before agreeing to a two-year stay at Rent One Park in Marion, Illinois (home of the Frontier League Southern Illinois Miners).

The OVC also has made a statement in the NCAA Baseball Championship in recent years, with its teams involved in several memorable contests in the last decade. Tennessee Tech surprised Wake Forest in the opening round of the 2001 tournament and Southeast Missouri stunned host Alabama in the opening round of the 2002 championship. Five years later, Austin Peay captured the collegiate baseball world's attention by taking Vanderbilt, the 2007 No. 1 overall seed, to extra innings. Eastern Illinois pushed host Nebraska to the limit in 2008 followed by Tennessee Tech's memorable contest against host Clemson in 2009.

After not making the OVC Tournament field in either

2009 or 2010, Austin Peay, who was picked to finish seventh in the 2011 preseason poll, won the regular season and tournament championships to garner its fourth NCAA Tournament appearance. In the first game of NCAA Regional play the Gavs knocked off host and No. 1 seed Georgia Tech 2-1.

In 2012 Austin Peay completed a “repeat squared” (back-to-back regular season and tournament championships) for the first-time in OVC history. The Gavs would go on to top Indiana State and Cal State Fullerton at the Eugene Regional, before falling to host Oregon in the regional final. It marked the first time since the 2000 season (Middle Tennessee) that an OVC team had won multiple NCAA Tournaments games in the same season.

Austin Peay completed a “3-Peayt” by winning its third-straight OVC Tournament crown in 2013. Along the way the Gavs garnered the first nationally-ranking by an OVC team since 2009 (climbing to as high as 21st nationally) and tied the OVC single-season record with 47 victories. The Gavs earned the No. 2 seed in the NCAA Bloomington Regional, becoming the first OVC team in the current regional format (since 1999) to earn anything other than a No. 4 seed. The squad topped Florida and Valparaiso to advance to the regional final for the second-straight season before losing to host Indiana. Gavs senior closer Tyler Rogers was a big part of his team’s success during the year, setting the NCAA single-season record for saves (23 – a mark that was later eclipsed during the College World Series).

In 2016 six OVC teams reached the 30-win plateau for the first time in league history; the previous single-season high had been four teams.

In 2017 the league could have been named the “Offensive Valley Conference” as teams combined for 753 home runs during the season, the most in league history. That was highlighted by a record 50 combined home runs being hit in 13 games at the OVC Tournament. Included in that was Morehead State sophomore Niko Hulsizer who hit his 27th home run of the season, establishing a new OVC single-season record.

In 2018 Tennessee Tech had a 28-game winning streak in becoming a consensus nationally-ranked team across the six major Division I polls (reaching as high as No. 10, an all-time high rank by an OVC team). The Golden Eagles won a record 27 OVC games after losing in the OVC Tournament Championship game, became the first OVC team to earn an at-large berth into the NCAA Baseball Championship. Tech would go on to win three-straight elimination games in the Oxford Regional (including back-to-back games on the same day against host and No. 4 national seed Ole Miss) to become the first OVC team to reach the Super Regionals. The Golden Eagles would win game one against Texas before eventually losing two-straight to the Longhorns. Tennessee Tech finished the season with an OVC record 53 overall victories.

In 2018, a record 16 OVC players were selected in the Major League Baseball First-Year Player Draft (breaking the previous record of 12). Among the 16 players were eight Tennessee Tech players, a new record for an OVC school in a single-season.

A first in the OVC occurred in 2008, when the league had a first round draft pick in both the NFL (Tennessee State’s Dominique Rodgers-Cromartie) and Major League Baseball (Eastern Kentucky’s Christian Friedrich) Drafts in the same school year. A year later (2009) the league had a Major League Baseball First Round Compensation Round pick (Eastern Illinois’ Tyler Kehrner who was No. 48 overall) and NBA Second Round pick (UT Martin’s Lester Hudson) in the same season.

The playing field is not the only place where OVC athletes are working hard. The league also recognizes excellence in the classroom. Six Scholar-Athlete Awards are presented yearly to male and female athletes, while others are commended for their academic success by being Medal of Honor recipients or earning a spot on the Commissioner’s Honor Roll. Additionally, the league annually presents one institutional Academic Achievement Award, as well as separate team awards in each Conference-sponsored sport. Since the College Sports Information Directors of America (CoSIDA) Academic All-America program began, the Ohio Valley Conference has had 287 student-athletes honored with the award (including 53 over the past five years).

Through the early years of the league, administrators wrestled with fan behavior due to the close proximity of the Conference members and the intense rivalries which developed. Just as it did decades ago, the OVC took the leadership role on what has become a national issue. In 1995, the OVC implemented a first-of-its-kind “Sportsmanship Statement,” a policy which promotes principles of fair play, ethical conduct and respect for one’s opponent. The statement has become a model for others to follow across the nation and has answered the challenge of the NCAA Presidents Commission to improve sportsmanship in collegiate athletics.

Additionally, the OVC annually presents the Steve Hamilton Sportsmanship Award, in honor of the former Morehead State student-athlete, coach and athletics director, to a junior or senior student-athlete with significant athletic contributions who best exemplifies the characteristics of sportsmanship and citizenship. Most recently, the Conference has also implemented the OVC Institutional and Team Sportsmanship Awards, which are presented to one institution and 18 sport-specific teams voted by their peers to have best exhibited the standards of sportsmanship and ethical conduct as outlined by the OVC and NCAA.

The vision of leadership demonstrated by the Founding Fathers in 1948 remains alive today as the Ohio Valley Conference prepares for the future. One example is in regard to the current trend in collegiate athletics administration for increased involvement of university presidents in setting policies and making rules. The presidents of OVC institutions, however, have always governed the Conference, long before presidential governance became a national theme.

The Ohio Valley Conference sponsors the following sports: baseball, basketball, cross country, football, golf, tennis and track for men, and basketball, cross country, golf, soccer, softball, tennis, track and volleyball for women.

In addition, the OVC also sponsors the combined men’s and women’s sport of rifle.

Now in its seventh decade of competition, the Ohio Valley Conference has grown significantly from its humble beginnings while increasing the number of athletics opportunities it provides for students. Current league representatives include charter members Eastern Kentucky University, Morehead State University and Murray State University, along with Austin Peay State University, Belmont University, Eastern Illinois University, Jacksonville State University, Southeast Missouri State University, Southern Illinois University Edwardsville, Tennessee State University, Tennessee Technological University and the University of Tennessee at Martin.

Updated June 2019



The 2020 Ohio Valley Conference Men's and Women's Basketball Championships will be held March 4-7 at the Ford Center in Evansville, Indiana.

It marks the third-straight year the event will be held at the venue. The Ford Center, which opened in 2011, is a 11,000-seat arena located in the core of Evansville's downtown district. The 290,000-square foot facility serves as home of the Evansville Thunderbolts of the Southern Professional Hockey League and the Indiana Freebirds of the National Gridiron League (NGL). The Ford Center has served as host to numerous sporting events and concerts on an annual basis.

Last year the Murray State men became the first OVC men's team to repeat as champions since 1998-99, while the Belmont women's team captured its fourth-straight title.

WOMEN'S TOURNAMENT -- SCHEDULE/RESULTS

First Round: Wednesday, March 4, 2020

Game 1: #1 Seed vs. #8 Seed, TBA

Game 2: #2 Seed vs. #7 Seed, TBA

First Round: Thursday, March 5, 2020

Game 3: #4 Seed vs. #5 Seed, TBA

Game 4: #3 Seed vs. #6 Seed, TBA

Semifinals: Friday, March 6, 2020

Game 5: Winner Game 1 vs. Winner Game 3, TBA

Game 6: Winner Game 2 vs. Winner Game 4, TBA

Championship: Saturday, March 7, 2020

Game 7: Semifinal Winners, TBA

/Ohio Valley Conference Office Staff



Beth DeBauche
Commissioner



Kate Barnett
Assistant Commissioner
Championships



Stephanie Castera
Assistant Commissioner
for Institutional
Services/Senior Woman
Administrator



Kyle Schwartz
Assistant Commissioner for
Media Relations



Travis Tellitocci
Assistant Commissioner
for Football, Basketball and
Officiating



Jonathan Owens
Assistant Director of
Championships and
Administration



Trevor Reeves
Director of Compliance and
Institutional Services




Lauren Berst
Director of Administration



Heather Brown
Director of
Communications




Jon Kuka
General Manager, OVC IMG
Sports Marketing




Bryce Robinson
Director of Digital Media

/Officials Coordinators




Michael Blalock
Coordinator of Volleyball
Officiating



Mickey Call
Co-Coordinator of Softball
Officiating



Christie Cornwell
Co-Coordinator of Softball
Officials



Paul Guillie
Coordinator of Baseball
Officials



Lisa Mattingly
Coordinator of Women's
Basketball Officiating



Curtis Shaw
Coordinator of Men's
Basketball Officiating

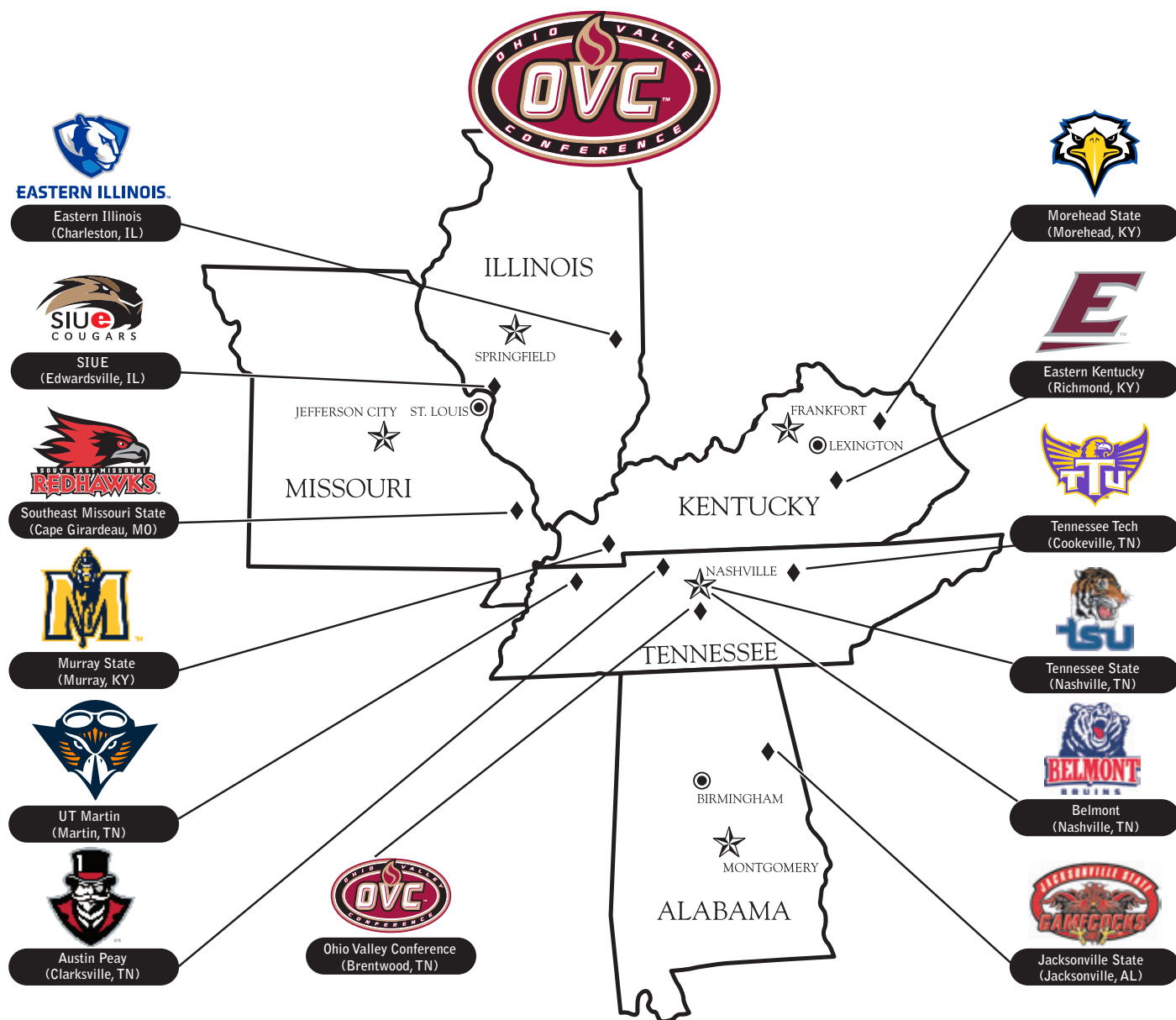


Kim Viera
Coordinator of Soccer
Officials



Matt Young
Coordinator of Football
Officials

#LETSSOAR





SOUTHEAST

BRING YOUR BIG IDEAS.

**And make
them count.**

Your big ideas will be in good company here. Whatever you choose to study, chances are the program is at the head of its class. And if you're at the head of yours, you can join our honors program and elevate your learning experience even further.



SOUTHEAST MISSOURI
STATE UNIVERSITY • 1873



**SOUTHEAST BOASTS 20+ NATIONALLY
AND INTERNATIONALLY ACCREDITED
PROGRAMS, INCLUDING:**

- / ATHLETIC TRAINING
- / BUSINESS
- / CHEMISTRY
- / COMPUTER SCIENCE
- / DIETETICS
- / EDUCATION
- / ENGINEERING PHYSICS
- / INTERIOR DESIGN
- / MASS COMMUNICATION
- / MUSIC
- / NURSING
- / SOCIAL WORK
- / THEATRE



**GETTING INTO MEDICAL
SCHOOL ISN'T EASY —
WE JUST MAKE IT LOOK
THAT WAY. SOUTHEAST'S
PRE-MED STUDENTS ARE
ACCEPTED TO**

**medical
school well
above the
national
average.**

Like our students, Southeast faculty members come from around the country, hailing from leading institutions such as:

- / Boston Conservatory of Music
- / Carnegie Mellon University
- / Harvard University
- / Pennsylvania State University
- / Purdue University
- / Texas A&M University
- / Tulane University
- / University of Florida
- / University of Michigan
- / Vanderbilt University
- / Yale University



**COME HERE
AS A STUDENT.**

**And go
anywhere
as a
teacher.**

Southeast education graduates work as faculty members in school districts across the nation, and in more than 35 countries around the world.

1:21
faculty-
student
ratio

**Full-time
faculty**

lead most classes, not
teaching assistants —
starting with freshman year.

**THE DONALD L. HARRISON
COLLEGE OF BUSINESS
CONSISTENTLY MAKES THE
PRINCETON REVIEW'S LIST OF
top business
schools.**



ROLL UP YOUR SLEEVES AND GET DOWN TO BUSINESS.

Or education, public policy, communications or journalism — whatever your major, expect to learn a lot in class and even more in practice. And here, that practice happens on the latest technology and in real-world settings. You'll experiment and collaborate in just about all of your coursework. And you'll put new knowledge into action right from the start.




YOUR NEXT BIG IDEA could happen anywhere. But you'll give it legs and watch it run at **Catapult Creative House**, our student-run idea incubator and launchpad for innovation. Get to work in our creative labs, 3D modeling and printing gallery, and impact studio. It's where you'll turn your concepts into prototypes, your prototypes into products, and your products into sales.

THE BEST PLACE TO LEARN ABOUT U.S. POLICY is where it's actually being shaped. So you'll go to the **Center for Strategic and International Studies (CSIS) in Washington, D.C.**, for part of our University Studies course. For four exhilarating days, you'll work directly with researchers and consultants who advise national leaders. And if you're really on top of your game, you may end up influencing the strategies you've come to study.

INTERNSHIPS

RÉSUMÉS ARE BUILT—NOT WRITTEN.

The workforce is just that: a force. And it's one you'll meet head on at Southeast Missouri State. We'll help you find internships (that's plural on purpose) and coach you through any challenges or questions that come your way.



SET OUT AND JOIN IN.

Earn your wings early. Chew your way into campus history. Share your musical gift. Meet your new brothers or sisters. Whatever you do — whether it's joining a club or carrying on a tradition — just know that you won't do it alone (except the chewing part).



21

SOCIAL FRATERNITIES AND SORORITIES

Representing the IFC, Panhellenic and NPHC Councils. Many of them call Greek Hill home.

And in Fall 2016, a new Greek Village will open on campus, providing an expanded Greek community where thousands of students will make new memories of brotherhood and sisterhood.



180+

student groups

With organizations on campus from A (Adult Recess improv group) to Z (Zeta Phi Beta Sorority), there's something to meet every professional, social, recreational or religious interest. And if you can't find what you're looking for, form your own group.


We honor our heritage by sticking to our traditions.

Some of them, quite literally. For years, students have been making the trek up **Cardiac Hill** (a tradition in its own right) to add their chewing gum to our infamous **Gum Tree**.



MAKE ART THAT INSPIRES.

And do it on
a campus
that's equally
inspiring.



Build
our
Miss
arts.
in the
Perfo
Com
the la
break

Dobbins River Campus Center

Inside this living-learning center, you can make a masterpiece, make dinner and make your bed without ever leaving the **River Campus**.

In addition to a residence hall, dining facilities and contemporary classrooms, the **Cultural Arts Center** offers professional-level theatres, costume and scene shops, music rehearsal and gallery space, and dance and art studios — each equipped to inspire ovation-worthy works of art.





on the banks of the Mississippi,
River Campus is the only one in
ouri dedicated entirely to the
But you don't have to be a student
e **Holland School of Visual and
forming Arts** to appreciate it.
e catch a performance. Explore
atest exhibits. Or just enjoy the
htaking river views.

Five venues for exhibiting your
talent — including theatres, a
recital hall and galleries — set
the stage for

**more than
a hundred
different
events
each year.**

Among our student-produced
musical performances, you'll hear
everything from the classics to the
contemporary — including Brahms'
Double Concerto in A Minor and
Andrew Lipka's *The Addams Family*.



**Southeast makes it
affordable to do what
you dream of doing,
and we're recognized
as one of the country's
institutions with
the least indebted
students.**

LEARN MORE

about our \$17 million in
annual scholarships at
semo.edu/scholarships.

**SEE FOR YOURSELF
WHAT YOU'LL DO HERE**

Call us at **(573) 651-2590**
or schedule a visit at
semo.edu/visit.

OFFICE OF ADMISSIONS

One University Plaza, MS 3550
Academic Hall 100D
Cape Girardeau, Missouri 63701

573.651.2590
admissions@semo.edu

APPLY

We can't wait to see what you do.
But first, you'll need to get in.
semo.edu/apply





**DO
YOU
HAVE
THE
WILL
TO**

serve all
community
members?



**SOUTHEAST MISSOURI
STATE UNIVERSITY - 1873**

2019-20 WOMEN'S BASKETBALL SCHEDULE

Date	Opponent	Time
OCT. 30	ST. LOUIS COLLEGE OF PHARMACY (EXHIB)	6:30 PM
NOV. 5	MISSOURI-SAINT LOUIS	11:00 AM
NOV. 10	EVANSVILLE	2:00 PM
Nov. 13	Arkansas State	7:00 PM
Nov. 19	Eastern Michigan	6:00 PM
Nov. 21	Purdue-Fort Wayne	6:00 PM
Dec. 3	Saint Louis	7:00 PM
DEC. 7	SOUTHERN ILLINOIS	6:30 PM
Dec. 14	Ole Miss	5:00 PM
Dec. 17	Western Illinois	5:30 PM
Dec. 21	Indiana State	1:00 PM
DEC. 29	HARRIS-STOWE	2:00 PM
Jan. 2	Austin Peay*	5:30 PM
Jan. 4	Murray State*	5:00 PM
JAN. 9	BELMONT*	5:15 PM
JAN. 11	TENNESSEE STATE*	2:00 PM
JAN. 16	AUSTIN PEAY*	5:15 PM
JAN. 18	MURRAY STATE*	2:00 PM
Jan. 23	SIUE*	5:30 PM
Jan. 25	Eastern Illinois*	1:00 PM
Jan. 30	Morehead State*	4:00 PM

Date	Opponent	Time
Feb. 1	Eastern Kentucky	12:30 PM
FEB. 6	JACKSONVILLE STATE*	5:15 PM
FEB. 8	TENNESSEE TECH*	2:00 PM
FEB. 13	UT MARTIN*	5:15 PM
FEB. 15	SIUE*	2:00 PM
Feb. 20	Jacksonville State*	5:15 PM
Feb. 22	Tennessee Tech*	2:00 PM
FEB. 27	EASTERN ILLINOIS*	5:15 PM
Feb. 29	UT Martin*	2:00 PM

OVC TOURNAMENT - EVANSVILLE, IND.

Mar. 4	First Round	Ford Center, Evansville, Ind.
Mar. 5	Quarterfinals	Ford Center, Evansville, Ind.
Mar. 6	Semifinals	Ford Center, Evansville, Ind.
Mar. 7	Championship	Ford Center, Evansville, Ind.

Home Games in **Bold**/Played at the Show Me Center

* - Denotes Ohio Valley Conference Game

All times central and subject to change.

All home games and every OVC game can be viewed on ESPN+.

