

YOUR REDHAWKS

2018-19 SOUTHEAST MISSOURI BASKETBALL

GAME
15



UT MARTIN (5-7, 0-1) VS. SOUTHEAST MISSOURI (5-9, 0-1)

Date Saturday, January 5, 2019
Tip-Off 4:30 p.m., CT
Location Cape Girardeau, Mo.
Arena Show Me Center (7,000)
Series History SEMO leads, 42-27
Last Meeting UTM 72, SEMO 66
 (Feb. 24, 2018 / Cape Girardeau, Mo.)

Head Coaches Rick Ray (76-128 overall;
 39-68 at SEMO; 19-32 OVC), Anthony Stewart
 (32-35 overall; 32-35 at UTM; 15-20 OVC).

Strategic Communications
 Jeff Honza
 Assistant Director of Athletics
Phone: (573) 651-2933
Email: redhawk1@me.com

Gameday Coverage

Radio Real Rock 99.3 FM & ESPN 1220 AM
 (Erik Sean, Jess Bolen)

Video ESPN+

Live Stats GoSoutheast.com

Twitter @SEMOMBB

GOSOUTHEAST.COM

#LETSSOAR

2018-19 SCHEDULE/RESULTS

November (4-3)

6	at Saint Louis	ESPN+	L, 65-75
10	at Bradley	ESPN3	L, 57-68
12	Quincy	ESPN+	W, 102-66
16	vs. Jacksonville !		W, 77-71
17	vs. UT Chattanooga !		W, 63-42
19	at South Alabama	ESPN+	L, 58-79
27	Missouri S&T	ESPN+	W, 72-69

December (1-5)

1	Western Illinois	ESPN+	L, 63-70
4	at Mississippi Valley State		W, 77-57
8	Southern Illinois	ESPN+	L, 73-83
15	at The Citadel	ESPN+	L, 74-86
17	at #10 Florida State	ACC NETWORK EXTRA	L, 68-85
21	Abilene Christian	ESPN+	L, 68-70

January (0-1, 0-1 OVC)

3	at SIU Edwardsville*	ESPN+	L, 88-94
5	UT Martin*	ESPN+	4:30 p.m.
10	Austin Peay*	ESPN+	7:45 p.m.
12	Murray State*	ESPN+	4:30 p.m.
17	at Morehead State*	ESPN+	6:35 p.m.
19	at Eastern Kentucky*	ESPN+	6 p.m.
24	SIU Edwardsville*	ESPN+	7:45 p.m.
26	Eastern Illinois*	ESPN+	4:30 p.m.
31	at Belmont*	ESPN+	7 p.m.

February (0-0, 0-0 OVC)

2	at Tennessee State*	ESPN+	7:30 p.m.
7	Tennessee Tech*	ESPN+	7:45 p.m.
9	Jacksonville State*	ESPN+	4:30 p.m.
14	at UT Martin*	ESPN+	7:30 p.m.
16	at Eastern Illinois*	ESPN+	3:15 p.m.
21	at Austin Peay*	ESPN+	8 p.m.
23	at Murray State*	ESPN+	7 p.m.
28	Tennessee State*	ESPN+	7:45 p.m.

March (0-0, 0-0 OVC)

2	Belmont*	ESPN+	7 p.m.
6-9	OVC Tournament		Evansville, Ind.

All games are broadcast live on the radio at Real Rock 99.3 FM and ESPN 1220 AM. All times are Central and subject to change; * - Denotes Ohio Valley Conference Game; ! - South Alabama Tournament, Mobile, Ala.

Redhawks Host UT Martin

Southeast Missouri (5-9, 0-1) plays host to UT Martin (5-7, 0-1) in its Ohio Valley Conference home-opener Saturday. Tip-off is set for 4:30 p.m., CT, at the Show Me Center.

Follow the Redhawks

Fans can listen to Saturday's game live on the radio at Real Rock 99.3 FM and ESPN 1220 AM. Erik Sean will call the action. Watch live on ESPN+. Live stats can be accessed at GoSoutheast.com. Twitter updates provided @SEMOMBB.

Fastbreak Lounge is Back

All fans will be able to enjoy courtside food and beverages in the Redhawks Fast Break Lounge for select basketball games again this season. Adult beverages and food will be available for sale courtside on the west end of the Show Me Center for Southeast Missouri's basketball doubleheaders on Jan. 5 (vs. UT Martin), Jan. 10 (vs. Austin Peay) and Jan. 12 (vs. Murray State).

Series History

Southeast Missouri and UT Martin meet for the 70th time this weekend. The Redhawks hold a 42-27 lead in their all-time series with the Skyhawks. SEMO won two of the last three matchups in the series and is 30-5 all-time against UTM in Cape Girardeau.

OVC Home-Openers

The Redhawks are 13-13 in Ohio Valley Conference home-openers. Southeast Missouri dropped four of its last five OVC home-openers. SEMO's last win in

an OVC home-opener was 81-48 against Eastern Kentucky on Dec. 31, 2016.

High Scoring Affair

Southeast Missouri came up on the short end of a 94-88 loss in its Ohio Valley Conference opener at SIU Edwardsville (Jan. 3). The Redhawks shot 51.7 percent (30-of-58) from the field and had five players score double figures against the Cougars. SEMO also shot 62.1 percent (18-of-29) from the floor and outscored SIUE, 58-49, in the second half alone. The 88 points were SEMO's second-most in a conference opener in program history and second-most in a game this season.

Brewer Misses First Start

The Redhawks top scorer, Ledarrius Brewer, missed his first start of the season at SIU Edwardsville Thursday. Brewer did not play due to a hip injury. He underwent a MRI Friday morning and his status for Saturday is undetermined at this time. It was the first start Brewer missed since Nov. 22, 2017 (vs. Montana State).

Five Reach Double Figures

Southeast Missouri had five players reach double figures in the scoring column for the

THIS IS SEMO

Southeast Missouri or **SEMO** is the preferred reference for Southeast Missouri State University athletic teams. Southeastern Missouri State is not an acceptable reference.



YOUR REDHAWKS

2018-19 BASKETBALL NOTES / UT MARTIN GAME

second time this season at SIU Edwardsville (Jan. 3). Skyler Hogan finished with 18 points, while Isaiah Gable followed close behind with 17. Mark Laros (14), Nygal Russell (11) and Jonathan Dalton rounded out the group.

Dalton Doubles Up

For the second time in his career, point guard Jonathan Dalton scored double figures in back-to-back games. Dalton dropped in a season-high 13 points vs. Abilene Christian (Dec. 21) and began Ohio Valley Conference play with 10 at SIU Edwardsville (Jan. 3). He now ranks fifth on the team in scoring with 6.2 points per contest.

Long Range Threat

Skyler Hogan made multiple 3-pointers in eight-straight games. Hogan, who leads Southeast Missouri with 34 three-pointers made through 14 starts, drained four treys in each of his last three outings. He is shooting 46.6 percent (34-of-73) from beyond the arc. Hogan ranks third in the Ohio Valley Conference in 3-point field goal percentage and fifth in 3-point field goals made (2.4 per game).

Over 50 Percent

Southeast Missouri shot over 50 percent from the field for the second time this season in its loss to SIU Edwardsville (Jan. 3). The Redhawks went 30-of-58 for 51.7 percent. SEMO's best field goal percentage this season stands at 62.9 (39-of-62) vs. Quincy (Nov. 12).

First OVC Action

A total of six different players made their first Ohio Valley Conference appearance for Southeast Missouri at SIU Edwardsville (Jan. 3). Sage Tolbert, Skyler Hogan and Nygal Russell each logged their first career OVC starts, while Alex Caldwell, Gabe McGlothlan, and Oscar Kao came off the bench.

Gable Springs for Career-High

In his first career Ohio Valley Conference start, sophomore forward Isaiah Gable notched a career-high 17 points at SIU Edwardsville (Jan. 3). Gable shot 5-of-11 from the field, 3-of-7 from 3-point range and 4-of-4 at the free

2018-19 SOUTHEAST MISSOURI REDHAWKS ROSTER

No.	Name	Pos.	Ht.	Wt.	Cl.	Yr.	Hometown (High School/College)
0	Alex Caldwell	G	6-0	170	Fr.	1st	Columbia, S.C. (Wilson)
1	Khalil Cuffee	G	6-4	210	Fr.	2nd	Fairburn, Ga. (Langston Hughes)
2	Jordan Love	G	6-5	165	Fr.	1st	Durham, N.C. (Voyager Academy)
3	Skyler Hogan	G	6-5	213	Jr.	4th	Melbourne, Fla. (Holy Trinity Episcopal/Embry-Riddle)
4	Oscar Kao	G	6-0	175	So.	2nd	Taipei, Taiwan (Songshan/Marshalltown CC)
5	Jonathan Dalton	G	5-10	155	Sr.	4th	New Orleans, La. (West Jefferson/Copiah-Lincoln CC)
11	Nygal Russell	G	6-4	195	Fr.	2nd	Houston, Texas (ASPIRE Academy, Louisville, Ky.)
13	Isaiah Gable	F	6-7	195	So.	2nd	Greenville, Ohio (Greenville)
14	Quatarrius Wilson#	F	6-8	200	Sr.	4th	Mobile, Ala. (Gardendale/McNeese State)
15	Donnie Lewis*	G	6-1	170	Sr.	4th	Lexington, Ky. (Paul Dunbar/Spalding University)
22	Jack Lake*	C	6-8	215	Sr.	5th	Jackson, Mo. (Saxony Lutheran/Fontbonne)
23	Sage Tolbert	F	6-8	200	Fr.	1st	Richmond, Texas (Combine Academy, Charlotte, N.C.)
25	Ledarius Brewer	G	6-5	200	So.	2nd	Meridian, Miss. (Meridian)
30	Gabe McGlothlan	F	6-7	225	Fr.	1st	Gilbert, Ariz. (Putnam Science Academy, Conn.)
42	Mark Laros	C	6-10	223	Sr.	4th	Hengelo, Netherlands (Montessori College Twente/Mineral Area College)

* Walk-on

Will sit out the season due to NCAA Division I transfer regulations

Head Coach: Rick Ray, Fourth Year (Grand View College, 1994)

Associate Head Coach: Adam Gordon, Fourth Year (Tampa, 2006)

Assistant Coach: Nick Lagroone, Fourth Year (Southern Wesleyan, 2011)

Assistant Coach: Keith Pickens, First Year (Missouri State, 2013)

Director of Operations: Al Myers, First Year (Wichita State, 1992)

Graduate Assistant: Kevin Kozan, First Year (Henderson State, 2016)

Pronunciations

Khalil Cuffee kah-leel
 Oscar Kao cow
 Mark Laros lair-ohs
 Nygal Russell nye-juhl

Breakdown by Class

Seniors 4
 Juniors 2
 Sophomores 3
 Freshmen 6



2018-19 OHIO VALLEY CONFERENCE STANDINGS (AS OF JAN. 3)

	OVC						Overall					
	Record	Pct.	Home	Away	Streak		Record	Pct.	Home	Away	Neutral	Streak
Murray State	1-0	1.000	1-0	0-0	W1		10-2	.833	8-0	2-2	0-0	W2
Austin Peay	1-0	1.000	1-0	0-0	W1		9-5	.643	4-0	2-4	3-1	W1
Jacksonville State	1-0	1.000	0-0	1-0	W1		9-5	.643	3-0	4-5	2-0	W2
Eastern Illinois	1-0	1.000	1-0	0-0	W1		8-6	.571	4-1	2-4	2-1	W2
SIUE	1-0	1.000	1-0	0-0	W1		5-8	.385	4-3	0-4	1-1	W3
Tennessee Tech	1-0	1.000	0-0	1-0	W1		5-9	.357	4-2	1-7	0-0	W1
Belmont	0-1	.000	0-1	0-0	L1		9-3	.750	5-1	4-2	0-0	L2
Eastern Kentucky	0-1	.000	0-0	0-1	L1		7-7	.500	4-1	2-4	1-2	L1
UT Martin	0-1	.000	0-0	0-1	L1		5-7	.417	5-0	0-7	0-0	L3
Southeast Missouri	0-1	.000	0-0	0-1	L1		5-9	.357	2-3	1-6	2-0	L5
Morehead State	0-1	.000	0-0	0-1	L1		4-10	.286	3-2	0-7	1-1	L2
Tennessee State	0-1	.000	0-0	0-1	L1		3-10	.231	2-3	1-7	0-0	L5



YOUR REDHAWKS

2018-19 BASKETBALL NOTES / UT MARTIN GAME

throw line. He also pulled down a season-best six rebounds in 29 minutes. Both of Gable's double-digit scoring games in his career have come in 2018-19.

Draining 3s

The Redhawks matched a season-high 14 three-pointers at Florida State (Dec. 17). SEMO shot 14-of-37 behind the arc with seven treys in each half. Southeast Missouri made 11 or more 3-pointers in five-straight games.

More from the Arc

Southeast Missouri leads the Ohio Valley Conference in 3-pointers made through 14 games this season. The Redhawks drained 138 three-pointers in 379 attempts. In the last six games alone, SEMO made 76 threes for an average of 12.7 per game during that stretch.

Looking to Regroup

The Redhawks are looking to snap a five-game losing streak Saturday. Southeast Missouri went 1-6 in its last seven matchups with its lone win during that stretch coming at Mississippi Valley State on Dec. 4 (77-57).

OVC Openers

Southeast Missouri fell to 10-18 all-time in Ohio Valley Conference openers following its loss to SIU Edwardsville (Jan. 3). The Redhawks began league play against SIUE for the first time

in program history. SEMO also opened OVC play on the road for the first time since 2014-15. The Redhawks are now 1-3 in conference openers under head coach Rick Ray.

Non-Conference Wrap-Up

The Redhawks finished non-conference play with a close 70-68 loss to Abilene Christian on Dec. 21. Southeast Missouri went 5-8 in non-league action this season.

OVC Play is Here

Murray State, Eastern Illinois, Tennessee Tech, SIU Edwardsville, Austin Peay and Jacksonville State all picked up wins on the opening night of Ohio Valley Conference play Thursday. JSU upended Belmont at the Curb Event Center for the second-straight season. It was Belmont's third loss at home since the Bruins joined the league in 2012.

Dalton Nets Season-High

Jonathan Dalton scored a season-best and matched a career-high 13 points against Abilene Christian (Dec. 21). Dalton shot 4-of-7 from the field, made 4-of-5 free throws and dished out seven assists. He was one of three Redhawk starters in double figures in that game. Dalton has scored double figures seven times in his career.

2018-19 STATS COMPARISON

UTM	SEMO
5-7.....Record	5-9
0-1.....Conference Record.....	0-1
78.3.....Points Per Game.....	71.8
81.5.....Opp. Points Per Game.....	72.5
-3.2.....Scoring Margin	-0.7
.438.....Field Goal Percentage.....	.438
.489.....Opp. Field Goal Percentage.....	.434
.321.....3-Point Field Goal Percentage.....	.364
.365.....Opp. 3-Point Field Goal Percentage.....	.290
.712.....Free Throw Percentage658
.682.....Opp. Free Throw Percentage.....	.682
35.2.....Rebounds Per Game	37.1
38.5.....Opp. Rebounds Per Game.....	36.1
-3.2.....Rebounding Margin	+1.0
16.6.....Assists Per Game.....	14.4
13.1.....Turnovers Per Game	14.6
+1.4.....Turnover Margin.....	-1.9
2.8.....Blocks Per Game	3.0
8.4.....Steals Per Game.....	5.3

THIS WEEK'S SCHEDULE/RESULTS

Thursday, January 3

Murray State 90, Morehead State 69
Eastern Illinois 92, UT Martin 87 OT
Tennessee Tech 66, Tennessee State 64

SIUE 94, Southeast Missouri 88

Austin Peay 93, Eastern Kentucky 75
Jacksonville State 83, Belmont 73

Saturday, January 5

SIU Edwardsville at Eastern Illinois, 3:15 p.m., CT
Morehead State at Austin Peay, 4 p.m., CT
UT Martin at Southeast Missouri, 4:30 p.m., CT
Jacksonville State at Tennessee State, 5 p.m., CT
Tennessee Tech at Belmont, 5 p.m., CT
Eastern Kentucky at Murray State, 7 p.m., CT

SOUTHEAST MISSOURI PROBABLE STARTERS



3

Skyler Hogan
G / 6-5 / 213 / Jr.
Melbourne, Fla.

13.0 ppg, 3.2 rpg,
1.1 apg



5

Jonathan Dalton
G / 5-10 / 155 / Sr.
New Orleans, La.


6.1 ppg, 2.4 rpg,
4.1 apg



13

Isaiah Gable
F / 6-7 / 195 / So.
Greenville, Ohio

6.4 ppg, 2.9 rpg,
1.1 apg



23

Sage Tolbert
F / 6-8 / 200 / Fr.
Richmond, Texas

6.0 ppg, 6.1 rpg,
0.4 apg



25

Ledarrius Brewer
G / 6-5 / 200 / So.
Meridian, Miss.

13.5 ppg, 5.4 rpg,
2.0 apg

YOUR REDHAWKS

2018-19 BASKETBALL NOTES / UT MARTIN GAME

HONORS & AWARDS

Preseason All-OVC

Ledarius Brewer, So., G

OVC Newcomer of the Week

Skyler Hogan, G, Nov. 19

Skyler Hogan, G, Dec. 10

2018-19 OVC PRESEASON POLL

Team (First-Place Votes)

Belmont (8).....	227
Murray State (9).....	221
Jacksonville State (7).....	211
Austin Peay.....	188
Tennessee Tech.....	135
Eastern Kentucky.....	118
Eastern Illinois.....	116
Tennessee State.....	101
Southeast Missouri.....	82
Morehead State.....	78
UT Martin.....	77
SIU Edwardsville.....	30

2018-19 PRESEASON ALL-OVC TEAM

Name, Position, School

Shaq Buchanan, G, Murray State

Ledarius Brewer, G, Southeast Missouri

Jason Burnell, F, Jacksonville State

Christian Cunningham, F, Jacksonville State

Lamonray Harris, F, Morehead State

Fatodd Lewis, F, UT Martin

Terrell Lewis, G, Eastern Illinois

Nick Mayo, F, Eastern Kentucky

Kevin McClain, G, Belmont

Ja Morant, G, Murray State

Terry Taylor, G/F, Austin Peay

Dylan Windler, G/F, Belmont

Preseason Player of the Year

Dylan Windler, G/F, Belmont

May I Assist You?

Jonathan Dalton led Southeast Missouri in assists for the sixth-straight contest when he finished with a game-high eight at SIU Edwardsville (Jan. 3). Dalton leads the team and ranks seventh in the Ohio Valley Conference with 58 assists through 14 starts. He is averaging 4.1 per game and has dished out seven or more assists on three occasions. Dalton now has 267 assists in his career and is 15 away from cracking SEMO's all-time career top 10 list.

Strong Showing in Tallahassee

Southeast Missouri led #10 Florida State for almost 22 minutes in its 85-68 loss on Dec. 17. SEMO led by double figures twice when a Gabe McGlothlan layup gave the Redhawks an 18-8 advantage and a Skyler Hogan 3-pointer put SEMO ahead, 21-10, in the first half.

Brewer Grabs Season-High

Ledarius Brewer resumed his position as Southeast Missouri's top scorer this season following a season-high 24-point performance at The Citadel (Dec. 15). Brewer shot 9-of-17 from the field and knocked down a season-best 5-of-10 three-pointers against the Bulldogs. He also dished out two assists and had a pair of blocks. Brewer leads the team with 13.5 points per game.

Hogan Shines

Guard Skyler Hogan is Southeast Missouri's second-leading scorer with 13 points a game. Hogan tops the Redhawks with 34 three-pointers made and is SEMO's best free throw shooter with a 92.3 percent clip. He scored double figures in 10 of his previous 12 contests. Additionally, Hogan buried multiple 3-pointers in each of his last eight games.

Caldwell Sees Double

Freshman guard Alex Caldwell finished with double-digit points off the bench for the fifth time this season when he scored 14 against The Citadel (Dec. 15). A native of Columbia, South Carolina, Caldwell hit 6-of-10 field goals and drained a pair of 3-pointers. He scored seven points in the first six minutes he played. A nice group of family and friends were on

hand to watch Caldwell during his return to South Carolina.

Hogan Does it Again

Junior guard Skyler Hogan picked up his second Ohio Valley Conference Newcomer of the Week award on Dec. 10. A transfer from Embry-Riddle, Hogan averaged 19.5 points, three rebounds, 2.5 assists and one block a game while hitting 53.6 percent (15-of-28) from the field and 53.3 percent (8-of-15) from 3-point range in two games last week. He scored a season-best 25 points in the team's 77-57 win at Mississippi Valley State (Dec. 4). In that game, Hogan made 10-of-16 field goals (5-of-8 three-pointers), dished out four assists, blocked two shots, grabbed two rebounds and had a steal in 35 minutes of action. Despite a stomach illness that forced him to come off the bench and play limited minutes against Southern Illinois (Dec. 8), Hogan still managed 14 points, four rebounds and an assist in 25 minutes versus the Salukis. He currently ranks sixth in the OVC in 3-point percentage (45.5 pct.) and seventh in 3-pointers made (2 per game). Eastern Kentucky forward Nick Mayo (Player of the Week) and Belmont center Nick Muszynski (Freshman of the Week) rounded out the week's honorees.

Russell Strong in First OVC Start

Freshman Nygal Russell scored 11 points in his first career Ohio Valley Conference start at SIU Edwardsville (Jan. 3). Russell made 4-of-6 field goals and buried 3-of-5 three-pointers to go along with four rebounds and two assists in 18 minutes. He started for Ledarius Brewer who was out due to a hip injury.

Defending the Three

Southeast Missouri is ranked 27th in the nation in 3-point field goal percentage defense. Opponents are shooting 29 percent against the Redhawks from behind the arc. SEMO rates second in the Ohio Valley Conference behind Murray State (26.9 percent) in that category.

YOUR REDHAWKS

2018-19 BASKETBALL NOTES / UT MARTIN GAME

Winning November

The Redhawks wrapped up their first month of the season with a record of 4-3. It was the first winning record in November since the Redhawks went 5-2 in their first seven games of 2013-14.

Brewer Regroups

After scoring a combined eight points in his previous two starts, Ledarius Brewer bounced back to lead Southeast Missouri with 17 points against Southern Illinois (Dec. 8). Brewer shot 6-of-15 from the field, knocked down two 3-pointers and made 3-of-4 free throws. He also grabbed three rebounds and had two steals in 31 minutes. Brewer has scored in double figures during 11 of his 13 starts this season.

Brewer On a Roll

After scoring five points or less in two-straight games, Ledarius Brewer averaged 18 per contest in his last four starts. Brewer shot 48.2 percent (27-of-56) from the field, buried 12 three-pointers, grabbed 13 rebounds, dished out seven assists and had five steals in that span.

Home Record

Southeast Missouri is 2-3 at home this season. Both of those wins came against non-Division I opponents. SEMO beat Quincy, 102-66, on Nov. 12 and Missouri S&T, 72-69, on Nov. 27. The Redhawks lost to Western Illinois, 70-63, on Dec. 1, Southern Illinois, 83-73, on Dec. 8 and Abilene Christian, 70-68, on Dec. 21.

Nice Defense

Southeast Missouri ranks fourth in the Ohio Valley Conference in scoring defense allowing 72.5 points per game in 14 contests. Chattanooga's 42 points were the fewest allowed by SEMO this season. Murray State leads the league in that category with 63.3 points per game allowed.

About UT Martin

UT Martin, like Southeast Missouri, started Ohio Valley Conference play with a high scoring road loss this season. The Skyhawks fell to Eastern Illinois, 92-87, in overtime. UTM comes to Cape Girardeau on a three-game losing streak with losses in five of its last seven contests. The Skyhawks are winless at 0-7 on the road this season and have played away from home their last three games. UTM is 11th in the league in scoring defense allowing 81.5 points a game. Opponents are also shooting 48.9 percent from the field against the Skyhawks this year. Six different UTM players are averaging double figures in the scoring column led by Preston Parks (13 ppg). Charleston, Missouri native, Delfinco Bogan, is averaging 10.3 points a game in 12 contests and nine starts.

Against the Ohio Valley

Southeast Missouri is 19-32 in Ohio Valley Conference play under head coach Rick Ray. The Redhawks best OVC record with Ray at the helm was 9-7 in 2016-17. That year was also the last time SEMO made the OVC Tournament.

On the Way to 100

Ledarius Brewer is making his way closer to the 100 mark in career free throws and 3-pointers made. Brewer has drained 97 three-pointers and 92 free throws through 44 games and 40 starts as a Redhawk.

Starting Streak

Jonathan Dalton has started 41-consecutive games at point guard. Dalton has played in 75 games and made 45 starts in his career at Southeast Missouri.

Gable and McGlothan Take a Bow

Sophomore Isaiah Gable and freshman Gabe McGlothan each reached double-digits in the scoring column for the first time in their careers. Gable scored 11 points with nine coming from 3-point range, while McGlothan finished with 11 points, eight rebounds and four blocks in a narrow miss of a double-double at Mississippi Valley State (Dec. 4).

SHOW ME CENTER INFORMATION

Photographers

Photographers working the floor level at the Show Me Center are required to shoot from behind the dash lines along the baselines and must sit on the floor in those areas. The Director of Strategic Communications may identify other positions off the court where photographers may work, provided the view is not blocked for fans. At no time may photographers work directly from behind the official scorer's table and team benches, and in front of any courtside signage. No tripods may be placed on or beside the court.

Postgame Procedure

All interview requests for Southeast student-athletes must be made to a member of the Southeast Missouri Strategic Communications staff prior to the end of each game. Student-athletes will be escorted to postgame press conferences in the front meeting rooms of the Show Me Center. Media representatives are not allowed in the dressing room area. Redhawks head coach Rick Ray will address the media during press conferences after every game and the opposing head coach will be invited upon request. Ray will join press conferences immediately after his postgame radio obligation with the Redhawks Radio Network.

Credentials

Credentials are required for entrance to the Show Me Center. To request season or single game credentials, please contact Southeast Missouri Assistant Director of Athletics for Strategic Communications Jeff Honza by phone (573) 651-2933 or email jhonza@semo.edu / redhawk1@me.com. Credentials can be picked up at the NCAA pass gate located inside the main entrance of the Show Me Center.

Press Row

Media will be issued assigned seats course side on the north side of the Show Me Center. Press row is reserved for working media only. Professional decorum is expected at all times. Cheering or outward expression is strictly prohibited.

Gameday Information

Game notes, rosters, statistics and other information is available on press row and in the media workroom at the Show Me Center on gamedays. Weekly releases will be published online at GoSoutheast.com.

Phone Lines

One phone line will be provided to the visiting team's official radio station courtesy of the Redhawks Radio Network. If additional phone lines are needed, they must be secured by calling (573) 651-2275 at least one week in advance.

Wireless Internet

The Show Me Center is equipped with wireless internet. Please see a member of the Southeast Missouri Strategic Communications staff for login information.

YOUR REDHAWKS

2018-19 BASKETBALL NOTES / UT MARTIN GAME

On Guard

The Redhawks put together a nice defensive performance in their 77-57 win over Mississippi Valley State (Dec. 4). Southeast Missouri held the Delta Devils to just 31 percent (18-of-58) from the field and 13.3 percent (2-of-15) from 3-point range. The .133 three-point field goal percentage was the lowest by any opponent SEMO has faced through 14 games this season.

Swat Team

Southeast Missouri registered a season-high nine blocks at Mississippi Valley State (Dec. 4), the Redhawks most in any game with Rick Ray as their head coach. SEMO had no more than three blocks in its first 101 games under Ray. The nine blocks were the Redhawks most since they had nine at UT Martin on Feb. 16, 2013.

Tolbert Strong Underneath

Freshman Sage Tolbert leads Southeast Missouri with 6.4 rebounds per game. Tolbert grabbed 10 or more rebounds a team-high three times this season. His 11 rebounds at Mississippi Valley State (Dec. 4) marked a season-high. Tolbert ranks 13th in the Ohio Valley Conference in that category.

Tolbert Notches Double-Double

Freshman forward Sage Tolbert notched the first double-double of his career when he scored 11 points and grabbed 10 rebounds against Western Illinois (Dec. 1). Tolbert shot 4-of-8 from the field in 26 minutes. He became the second Redhawk to get a double-double in as many games.

Brewer Sinks Missouri S&T

Ledarrius Brewer turned in a double-double 20 points and career-high 11 rebounds, and made three free throws in the final seven seconds to send Southeast Missouri to a 72-69 victory over Missouri S&T (Nov. 27). Brewer picked up his first double-double of the season and second of his career. He shot 7-of-13 from the field, knocked down three 3-pointers, dished out one assist and had two steals in 34 minutes. Brewer became SEMO's first player to score 20 points in a game this season.

Where They Rank

Ledarrius Brewer ranks among Ohio Valley Conference leaders in scoring (12th, 13.5 ppg), rebounding (18th, 5.4 ppg), defensive rebounds (10th, 4.8 rpg), 3-point field goals made (10th, 2.0) and minutes played (25th, 28.2 mpg). Sage Tolbert is 14th in the conference in rebounding (6.1 rpg) and 14th in offensive rebounds (2.1 rpg). Alex Caldwell ranks tied for 11th in 3-point field goal percentage (.383) and Jonathan Dalton is seventh in assists (4.1 apg) and third in assist/turnover ratio (2.1). Skyler Hogan ranks 15th in scoring (13 ppg), third in 3-point field goal percentage (.466) and fifth in 3-point field goals made (2.4 per game).

Same Starting Five

The Redhawks have gone with the same five starters in 12 of their first 14 games of the 2018-19 season. Guards Jonathan Dalton, Ledarrius Brewer and Skyler Hogan, and forwards Isaiah Gable and Sage Tolbert started each of the first nine contests. It marked the first time Southeast Missouri went with the same five starters through its first nine games of a season under head coach Rick Ray. The Redhawks used a different starting combination when Nygal Russell started at guard in place of Hogan who had a stomach illness vs. Southern Illinois (Dec. 8) and Ledarrius Brewer who was out with a hip injury at SIU Edwardsville (Jan. 3).

First Win

Southeast Missouri picked up its first win of the season with a 102-66 pasting of NCAA Division II member Quincy (Nov. 12). Freshman Alex Caldwell scored 15 points to lead six Redhawks in double figures. Eleven different players ended up in the scoring column for SEMO, which drained 14 three-pointers and shot a blazing 62.9 percent (39-of-62) from the field. The Redhawks also finished with 22 assists and turned the ball over seven times, including only twice in the second half.

Solid Alabama Tournament

The Redhawks wrapped up the Ungar Classic in Mobile, Alabama with a 2-1 record and second-place finish behind tournament host South Alabama. Southeast Missouri beat Jacksonville, 77-71, on Nov. 16, Chattanooga, 63-42, on Nov. 17 and fell to South Alabama, 79-58, on Nov. 19. SEMO had a three-game winning streak prior to its loss against the Jaguars.

Hogan Named OVC Newcomer of the Week

Southeast Missouri guard Skyler Hogan was named Ohio Valley Conference Newcomer of the Week on Nov. 19. Hogan won the first OVC weekly award of his career. A transfer from Embry-Riddle, Hogan led SEMO to three victories last week, including two at the South Alabama Ungar Classic. He averaged 13.7 points and 5.3 rebounds per game, while shooting 48.4 percent (15-of-31) from the field, 58.3 percent (7-of-12) from 3-point range and a perfect 4-of-4 at the free throw line. The redshirt-junior scored in double figures all three contests. He had 12 points and three rebounds in 21 minutes against Quincy (Nov. 12) and followed that up with 14 points and seven rebounds against Jacksonville (Nov. 16). Hogan then ended the week by scoring 15 points, grabbing six rebounds and gathering two blocks in a 21-point win over Chattanooga (Nov. 17). Additionally, he committed only one turnover in 76 minutes of playing time. Austin Peay's Terry Taylor (Player) and Belmont's Nick Muszynski (Freshman) rounded out this week's honorees.

Redhawks Win Home-Opener

With its 102-66 victory over Quincy (Nov. 12), Southeast Missouri improved to 21-6 all-time in home-openers since joining the NCAA Division I ranks in 1991-92. The Redhawks opened their home slate with a win in six of the last seven years and posted victories in 13 of their last 16 home-opening dates.

YOUR REDHAWKS

2018-19 BASKETBALL NOTES / UT MARTIN GAME

Century Mark

The Redhawks scored 100 points for the first time with Rick Ray as their head coach when they beat Quincy, 102-66, on Nov. 12. It was Southeast Missouri's most points in a game since it put up 118 in a 118-115 double overtime win over Murray State on Mar. 1, 2014. SEMO's previous high in points under Ray was 95 in a 96-95 overtime loss at Louisiana Tech on Nov. 13, 2017.

Brewer Clears 500 Career Points

Sophomore guard Ledarrius Brewer cleared 500 career points at the Ungar Classic in Mobile, Ala. (Nov. 16, 17 & 19). Brewer, who has scored double figures 11 of 13 games this season, enters the week with 625 points and a career 14.2 points per game average.

Cuffee and Laros Nab Career-Highs

In his first career Division I game, Khalil Cuffee scored a career-high 12 points in eight minutes off the bench against Quincy (Nov. 12). Cuffee knocked down two 3-pointers and shot 5-of-6 from the field. He also dished out one assist and had two steals. Cuffee scored the basket that gave SEMO 100 points and followed with another bucket to put the Redhawks over that mark. Laros, meanwhile, notched a career-high 13 points on 6-of-8 field goals and 1-of-2 free throws off the bench. He added three rebounds and one assist in 21 minutes.

Caldwell of to a Good Start

Freshman point guard Alex Caldwell is off to a strong start in his rookie campaign. Caldwell scored double figures in three of his first four games at Southeast Missouri. He is third on the team in scoring with 9.6 points a game. Caldwell is also SEMO's second-best free throw shooter with a 78.9 percent clip (15-of-19).

Give it Up for the Freshmen

Freshmen Alex Caldwell (119), Khalil Cuffee (25), Sage Tolbert (84), Nygal Russell (62) and Gabe McGlothan (76) combined for 366 of Southeast Missouri's 1,005 points through 14 games. SEMO's freshmen have accounted for just under 36.4 percent of the scoring in that stretch.

First Career Starts

Sophomore Isaiah Gable, junior Skyler Hogan and freshman Sage Tolbert made their first career starts at Saint Louis (Nov. 6). Gable scored six points, Tolbert added seven points and five rebounds, and Hogan added four points and four boards. Nygal Russell became the fourth Redhawk to make his first career start vs. Southern Illinois (Dec. 8).

Division I Debuts

Six different Redhawks, including Sage Tolbert, Skyler Hogan, Alex Caldwell, Oscar Kao, Nygal Russell and Gabe McGlothan played their first NCAA Division I game at Saint Louis (Nov. 6). Caldwell (14), Tolbert (7) and McGlothan (7), all freshmen, combined for 28 points.

Laros Steps Up

Mark Laros scored double figures in back-to-back games for the first time in his NCAA Division I career. Laros pitched in a career-high 13 points off the bench against Quincy (Nov. 12) and followed that up with 11 points and eight rebounds four days later vs. Jacksonville (Nov. 16). He is averaging 4.8 points and 3.7 rebounds per game through 13 contests this season.

Brewer Lands Preseason All-OVC Honors

Sophomore guard Ledarrius Brewer was named to the 2018-19 Preseason All-Ohio Valley Conference Team on Oct. 23. A native of Meridian, Mississippi, Brewer averaged 14.5 points per game as SEMO's second-leading scorer as a freshman. He played in 31 games, made 27 starts and led the Redhawks with 71 three-pointers made. Brewer ranked 14th in the OVC in scoring, 15th in free throw percentage (.740), sixth in 3-point field goals made (2.3 per game) and 21st in minutes played (29.4 mpg). third in steals (2.9) as an OVC All-Newcomer selection during his rookie campaign.

Welcome to Division I

This season marks the first year of NCAA Division I basketball for nine players on Southeast Missouri's roster. Skyler Hogan, Khalil Cuffee, Alex Caldwell, Jordan Love, Oscar Kao, Nygal Russell, Jack Lake, Sage Tolbert and Gabe McGlothan are new to

the NCAA Division I scene this year. Hogan, Caldwell, Kao, Russell, Tolbert and McGlothan saw action in their first Division I game at Saint Louis (Nov. 6).

Fourth Year

Rick Ray is in his fourth year as Southeast Missouri's head coach. From top to bottom, SEMO has its most talented roster with Ray at the helm. The Redhawks finished their 2017-18 season with an overall record of 14-17 and 8-10 in the Ohio Valley Conference. SEMO finished seventh in the OVC standings, three spots ahead of where it was picked in the league's Preseason Poll (10th).

Eligible for Postseason Play

The NCAA's academic and membership affairs granted Southeast Missouri full relief from all practice and competition restrictions for the 2018-19 academic year related to the team's four-year Academic Progress Rate score. Having improved their score and put in place a number of departmental enhancements, the Redhawks will be able to compete in the postseason and there will be zero restrictions this upcoming season. In 2017-18, SEMO was unable to compete in the postseason due to a NCAA Academic Progress Rate historic penalty.

Roster Breakdown

Southeast Missouri's 15-man roster includes seven returnees and eight newcomers. The Redhawks return two starters in guards Ledarrius Brewer and Jonathan Dalton. Brewer ranked second on the team in scoring with 14.5 points per game in 31 games and 27 starts as a freshman, while Dalton started 30 games at point guard, leading the team in assists (168) and steals (38) a year ago.

Season 112

The 2018-19 campaign marks the 112th season of Southeast Missouri basketball. It is also SEMO's 28th season at the NCAA Division I level. The Redhawks are 330-469 overall and 184-271 in the Ohio Valley Conference as a NCAA Division I program. SEMO also has 15 OVC Tournament appearances, one OVC regular-season championship (2000), one OVC Tournament title (2000) and one NCAA Tournament berth (2000) in its Division I era.

YOUR REDHAWKS

2018-19 BASKETBALL NOTES



► Head Coach
► Fourth Year
► Grand View College, 1994



RICK RAY

**RICK RAY
IS IN HIS FOURTH
SEASON AT
SOUTHEAST
MISSOURI IN
2018-19.**

Rick Ray has the Southeast Missouri men's basketball program moving in the right direction as the Redhawks continue to show significant

improvement under his leadership.

SEMO finished its 2017-18 season with an overall record of 14-17 and 8-10 mark in the Ohio Valley Conference. The Redhawks finished seventh in the league standings, three spots ahead of where they were picked in the preseason poll.

The Redhawks drained a single-season school record 289 three-pointers in Ray's third year as head coach last season. SEMO made 10 or more 3-pointers in 15 contests and led the

OVC with a .392 three-point field goal percentage.

Guards Denzel Mahoney and Ledarius Brewer represented SEMO on the 2017-18 All-Ohio Valley Conference teams. Mahoney earned first-team honors, while Brewer secured All-Newcomer accolades. Brewer, who ranked second on the team in scoring as a freshman, returns to the perimeter this upcoming season.

A year before that, Ray led SEMO to a +10 increase in the win column as the Redhawks were the 22nd Most Improved Team in NCAA Division I Basketball. SEMO finished at 15-18 overall and second in the Ohio Valley Conference West Division with a 9-7 mark after going 5-24 and placing last in the OVC in 2015-16.

SEMO made its 15th all-time OVC Tournament appearance with Ray winning the first game he coached at the event when the Redhawks erased a 14-point deficit to beat Tennessee State in overtime.

Statistically, SEMO made huge strides from the previous season. The Redhawks ranked among the top-five in the OVC in several categories, including steals (1st, 7.7), assist/turnover ratio (5th, 1.1) and 3-point field goals made (5th, 8.0). SEMO made its biggest jump from the 2015-16 season in turnover margin (8th to 1st), 3-point field goal percentage (last to 2nd) and free throw percentage (last to 2nd). Nationally, the Redhawks went from 331st to 49th in free throw percentage and 336th to 59th in total 3-point field goals made, while improving in many

other areas during the 2016-17 campaign.

Additionally, Ray coached a pair of All-OVC selections in guards Antonius Cleveland and Denzel Mahoney. Cleveland, who earned first-team honors, became the first SEMO player to make the national College Slam Dunk Championship and initially agreed to a deal with the Golden State Warriors. He played with both the Dallas Mavericks and Atlanta Hawks before joining the Chicago Bulls on July 23, 2018.

Mahoney was the league's Freshman of the Year, a second-team pick, All-Newcomer selection and OVC All-Tournament Team honoree. It was the first time the Redhawks had multiple All-OVC selections since 2013-14 (Tyler Stone, Jarekious Bradley).

Following the 2016-17 campaign, Ray received a two-year contract extension that runs through the 2020-21 season.

Ray was introduced as the 20th head coach in SEMO men's basketball history on April 13, 2015. He is the first African-American head coach in the 111-year history of the program.

A tireless worker, Ray is structuring his program to achieve success both on the court and in the classroom.

In his first summer on the job, Ray challenged his players to excel academically and they did so by accumulating a 3.38 grade point average, the program's highest in a summer term.

Twelve of the 15 players enrolled in summer classes posted a 3.0 or higher GPA. To



YOUR REDHAWKS

2018-19 BASKETBALL NOTES

take it even further, Ray convinced other players to remain on campus and finish what they started. As a result, seven players graduated. Nino Johnson, Jarekious Bradley, Darrian Gray and J.J. Thompson, along with former players Corey Wilford, Waylon Jones and Dainmon Gonner all earned their bachelor degrees.

The next summer, the Redhawks recorded a 3.33 GPA with six players achieving a 4.0 and 11 notching a 3.0 or higher GPA.

In Fall, 2017, SEMO's men's basketball team made the biggest improvement of all Redhawk athletic teams from the previous Fall, 2016 semester when it raised its grade point average .613 points to a 3.08. That fall, the basketball team was the only men's sport that registered a 3.0 GPA.

Ray's 2015-16 team was the first to play in a newly-renovated Show Me Center, which has served as home to Redhawk Basketball since 1987.

One of the best basketball arenas in the OVC, the Show Me Center received a new state-of-the-art center-hung video board, brand new telescopic seating, a new exterior roof and additional improvements to lighting and sound systems. All renovations were completed for the 2015-16 campaign.

Prior to SEMO, Ray spent three seasons as head coach at Mississippi State. He led the Bulldogs to a 2-2 mark in the SEC Tournament, including an upset win against Vanderbilt in 2013-14. Ray helped the development of two All-SEC

freshmen in Craig Sword and Gavin Ware, as his recruiting classes received national attention. In addition, Ray had a 100 percent graduation rate during his tenure at MSU.

Certainly no stranger to NCAA postseason play, Ray has been an assistant at three different institutions that enjoyed success at the highest level.

Before arriving in Starkville, Mississippi, Ray spent two seasons at Clemson, where he was associate head coach to Brad Brownell. Ray also spent four successful years on the staff of Matt Painter at Purdue. He began his Division I coaching career at Indiana State, serving seven seasons.

All three programs participated in the NCAA Tournament. While at Clemson coaching in the highly-competitive Atlantic Coast Conference, the Tigers won 38 games during Ray's two-year stint as associate head coach. In 2010-11, the Tigers finished the year with a 22-12 overall record and 9-7 mark in the ACC en route to making the NCAA Tournament for the fourth-straight season. Clemson advanced to the second round of the tournament that year.

Ray was an assistant coach from 2006-10 under Painter at Purdue, where the Boilermakers won 103 games during his first four years on staff, including 15 victories over Top 25 competition. During his tenure, Purdue advanced to the NCAA Tournament each season and made the Sweet 16 his last two years there.

In 2009, the Boilermakers won the Big Ten Tournament and secured a No. 5 seed in the NCAA Tournament. A year later, Ray helped the Boilermakers to 29 wins, tied for the most in Purdue history for a single season. Purdue earned a No. 4 seed and lost in the round of 16 to eventual NCAA champion Duke during the 2010 NCAA Tournament.

Ray was part of the 2006-07 Purdue staff that signed arguably the top class in school history, a group that was rated No. 5 nationally by Scout.com and No. 6 by Rivals.com. That class included All-Americans Robbie Hummel and JaJuan Johnson and current NBA player E'Twaun Moore.

While at Purdue, Ray was on Painter's staff that also included Cuonzo Martin, who recently completed his second season at Cal, and Paul Lusk, who is head coach at Missouri State.

Ray coached at Missouri Valley Conference member Indiana State for a period of seven years (1997-2004), helping ISU to consecutive 20-win seasons and NCAA Tournament appearances in 1999-2000 and 2000-01. In 1999-2000, the Sycamores compiled a 14-4 record in the MVC and won the regular season title. ISU then won the MVC Tournament the following season. The Sycamores later upset No. 4 seed Oklahoma in the first round of the 2001 NCAA Tournament. In addition, Ray was part of the ISU staff that defeated perennial power Indiana in back-to-back seasons.

Following his time at ISU, Ray spent two seasons (2004-06) as an assistant coach and recruiting coordinator at Northern Illinois. In 2005-06, the Huskies were regular season Western Division champions in the Mid-American Conference for the first time in school history with a 17-11 overall record and 12-6 ledger in the MAC.

Ray began his coaching career as a graduate assistant at the University of Nebraska-Omaha, a Division II program. He helped orchestrate a seven-win turnaround during his second season in 1996-97.

A standout player for Grand View College (Iowa), Ray was an All-American Scholar-Athlete and honorable mention all-conference performer in 1993.

He earned his undergraduate degree in applied mathematics and secondary education from Grand View in 1994. Ray received his master's degree in athletic administration from Nebraska-Omaha in 1997.

Those type of heralded credentials helped Ray make the transition to head coach.

In 2013, he was the recipient of Grand View's Distinguished Alumni Award.

Born in Gardena, California, Ray moved to Kansas City, Kansas with his family when he was six years old.

Ray and his wife, Breyana, have two sons, Deacon and Mason, and a daughter, Katriece.

YOUR REDHAWKS

2018-19 BASKETBALL NOTES

RAY YEAR-BY-YEAR RECORDS

Year	School	Assignment	Record	Conference	Postseason
1995-96	Nebraska-Omaha	Graduate Assistant	-	-	-
1996-97	Nebraska-Omaha	Graduate Assistant	-	-	-
1997-98	Indiana State	Assistant Coach	16-11	10-8	-
1998-99	Indiana State	Assistant Coach	15-12	10-8	-
1999-2000	Indiana State	Assistant Coach	22-10	14-4	NCAA Tournament First Round
2000-01	Indiana State	Assistant Coach	22-12	10-8	NCAA Tournament Second Round
2001-02	Indiana State	Assistant Coach	6-22	4-14	-
2002-03	Indiana State	Assistant Coach	7-24	2-16	-
2003-04	Indiana State	Assistant Coach	9-19	5-13	-
2004-05	Northern Illinois	Assistant Coach	11-17	7-11	-
2005-06	Northern Illinois	Assistant Coach	17-11	12-6	-
2006-07	Purdue	Assistant Coach	22-12	9-7	NCAA Tournament Second Round
2007-08	Purdue	Assistant Coach	25-9	15-3	NCAA Tournament Second Round
2008-09	Purdue	Assistant Coach	27-10	11-7	NCAA Tournament Sweet 16
2009-10	Purdue	Assistant Coach	29-6	14-4	NCAA Tournament Sweet 16
2010-11	Clemson	Associate Head Coach	22-12	9-7	NCAA Tournament Second Round
2011-12	Clemson	Associate Head Coach	16-15	8-8	-
2012-13	Mississippi State	Head Coach	10-22	4-14	-
2013-14	Mississippi State	Head Coach	14-19	3-15	-
2014-15	Mississippi State	Head Coach	13-19	6-12	-
2015-16	Southeast Missouri	Head Coach	5-24	2-14	-
2016-17	Southeast Missouri	Head Coach	15-18	9-7	OVC Tournament Quarterfinals
2017-18	Southeast Missouri	Head Coach	14-17	8-10	-
2018-19	Southeast Missouri	Head Coach	5-9	0-1	-

Career Record: 76-128 (7 years)

Record at Southeast Missouri: 39-68, 19-32 OVC (4 years)

Record at Mississippi State: 37-60, 13-41 SEC (3 years)

Record as a college assistant/associate head coach: 266-202

YOUR REDHAWKS


2018-19 BASKETBALL NOTES



0 ALEX CALDWELL
G / 6-0 / 170 / Fr.
Columbia, S.C.



1 KHALIL CUFFEE
G / 6-4 / 210 / R-Fr.
Fairburn, Ga.




2 JORDAN LOVE
G / 6-5 / 165 / Fr.
Durham, N.C.



3 SKYLER HOGAN
G / 6-5 / 213 / Jr.
Melbourne, Fla.




4 OSCAR KAO
G / 6-0 / 175 / So.
Taipei, Taiwan




5 JONATHAN DALTON
G / 5-10 / 155 / Sr.
New Orleans, La.




11 NYGAL RUSSELL
G / 6-4 / 195 / R-Fr.
Houston, Texas




13 ISAIAH GABLE
F / 6-7 / 195 / So.
Greenville, Ohio




14 QUATARRUS WILSON
F / 6-8 / 200 / Sr.
Mobile, Ala.



15 DONNIE LEWIS
G / 6-1 / 170 / Sr.
Lexington, Ky.



22 JACK LAKE
C / 6-8 / 215 / Sr.
Jackson, Mo.




23 SAGE TOLBERT
F / 6-8 / 200 / Fr.
Richmond, Texas



25 LEDARRUS BREWER
G / 6-5 / 200 / So.
Meridian, Miss.



30 GABE MCGLOTHLIN
F / 6-7 / 225 / Fr.
Gilbert, Ariz.



42 MARK LAROS
C / 6-10 / 223 / Sr.
Hengelo, Netherlands



RICK RAY
Head Coach
Fourth Season



ADAM GORDON
Associate Head Coach
Fourth Season



NICK LAGROONE
Assistant Coach
Fourth Season



KEITH PICKENS
Assistant Coach
First Season



KEVIN KOZAN
Graduate Assistant
First Season



AL MYERS
Director of Operations
First Season



YOUR REDHAWKS

2018-19 BASKETBALL NOTES



2018-19 Southeast Missouri Basketball Southeast Missouri Combined Team Statistics (as of Jan 03, 2019) All games



RECORD:	OVERALL	HOME	AWAY	NEUTRAL
ALL GAMES	5-9	2-3	1-6	2-0
CONFERENCE	0-1	0-0	0-1	0-0
NON-CONFERENCE	5-8	2-3	1-5	2-0

#	Player	gp-gs	min	avg	Total		3-Point		F-Throw		Rebounds				pf	dq	a	to	blk	stl	pts	avg
					fg-fga	fg%	3fg-fga	3fg%	ft-fa	ft%	off	def	tot	avg								
25	BREWER, Ledarius	13-13	366	28.2	66-174	.379	26-88	.295	18-27	.667	7	63	70	5.4	35	3	26	38	3	12	176	13.5
03	HOGAN, Skyler	14-13	377	26.9	68-147	.463	34-73	.466	12-13	.923	10	35	45	3.2	22	0	15	17	5	9	182	13.0
00	CALDWELL, Alex	13-0	251	19.3	42-91	.462	18-47	.383	17-21	.810	8	23	31	2.4	25	0	30	14	4	12	119	9.2
13	GABLE, Isaiah	14-14	301	21.5	29-78	.372	19-58	.328	12-15	.800	5	36	41	2.9	31	0	16	18	5	5	89	6.4
05	DALTON, Jonathan	14-14	367	26.2	26-57	.456	12-27	.444	23-28	.821	3	31	34	2.4	24	0	58	28	1	7	87	6.2
23	TOLBERT, Sage	14-14	305	21.8	33-75	.440	1-4	.250	17-36	.472	30	56	86	6.1	46	3	5	34	8	9	84	6.0
30	MCGLOTHAN, Gabe	14-0	269	19.2	31-76	.408	6-27	.222	8-15	.533	23	46	69	4.9	42	0	13	13	11	8	76	5.4
42	LAROS, Mark	14-0	213	15.2	31-50	.620	3-7	.429	11-19	.579	19	31	50	3.6	24	0	4	15	4	3	76	5.4
11	RUSSELL, Nygal	14-2	220	15.7	24-60	.400	8-24	.333	6-12	.500	8	38	46	3.3	26	1	18	17	1	5	62	4.4
01	CUFFEE, Khalil	7-0	22	3.1	9-16	.563	6-13	.462	1-4	.250	0	2	2	0.3	4	0	1	3	0	2	25	3.6
04	KAO, Oscar	9-0	45	5.0	10-18	.556	5-10	.500	2-2	1.000	1	3	4	0.4	5	0	5	2	0	0	27	3.0
15	LEWIS, Donnie	11-0	64	5.8	1-2	.500	0-1	.000	0-1	.000	0	2	2	0.2	7	0	10	3	0	2	2	0.2
Team											25	14	39					2				
Total.....		14	2800		370-844	.438	138-379	.364	127-193	.658	139	380	519	37.1	291	7	201	204	42	74	1005	71.8
Opponents.....		14	2800		354-816	.434	101-348	.290	206-302	.682	140	365	505	36.1	210	-	199	177	54	82	1015	72.5

TEAM STATISTICS

	SEMO	OPP
SCORING	1005	1015
Points per game	71.8	72.5
Scoring margin	-0.7	-
FIELD GOALS-ATT	370-844	354-816
Field goal pct	.438	.434
3 POINT FG-ATT	138-379	101-348
3-point FG pct	.364	.290
3-pt FG made per game	9.9	7.2
FREE THROWS-ATT	127-193	206-302
Free throw pct	.658	.682
F-Throws made per game	9.1	14.7
REBOUNDS	519	505
Rebounds per game	37.1	36.1
Rebounding margin	+1.0	-
ASSISTS	201	199
Assists per game	14.4	14.2
TURNOVERS	204	177
Turnovers per game	14.6	12.6
Turnover margin	-1.9	-
Assist/turnover ratio	1.0	1.1
STEALS	74	82
Steals per game	5.3	5.9
BLOCKS	42	54
Blocks per game	3.0	3.9
ATTENDANCE	6343	21363
Home games-Avg/Game	5-1269	7-3052
Neutral site-Avg/Game	-	2-0

Score by Periods	1st	2nd	Totals
Southeast Missouri	451	554	1005
Opponents	460	555	1015

Date	Opponent	Score	Att.
11-06-18	at Saint Louis	L 65-75	6028
11-10-18	at Bradley	L 57-68	5181
11-12-18	QUINCY	w 102-66	768
11-16-18	vs Jacksonville	w 77-71	0
11-17-18	vs Chattanooga	w 63-42	0
11-19-18	at South Alabama	L 58-79	1482
11-27-18	MISSOURI S&T	w 72-69	650
12-01-18	WESTERN ILLINOIS	L 63-70	821
12-04-18	at Mississippi Valley State	w 77-57	978
12-08-18	SOUTHERN ILLINOIS	L 73-83	3432
12-15-18	at The Citadel	L 74-86	922
12-17-18	at Florida State	L 68-85	5726
12-21-18	ABILENE CHRISTIAN	L 68-70	672
* 01-03-19	at SIUE	L 88-94	1046
* 01-05-19	UT MARTIN	4:30 p.m.	

* = Conference game

! = South Alabama Tournament - Mobile, Ala.

YOUR REDHAWKS

2018-19 BASKETBALL NOTES



2018-19 Southeast Missouri Basketball Southeast Missouri Combined Team Statistics (as of Jan 03, 2019) Conference games only



RECORD:	OVERALL	HOME	AWAY	NEUTRAL
ALL GAMES	0-1	0-0	0-1	0-0
CONFERENCE	0-1	0-0	0-1	0-0
NON-CONFERENCE	0-0	0-0	0-0	0-0

#	Player	gp-gs	min	avg	Total		3-Point		F-Throw		Rebounds				pf	dq	a	to	blk	stl	pts	avg
					fg-fga	fg%	3fg-fga	3fg%	ft-fga	ft%	off	def	tot	avg								
03	Skyler Hogan	1-1	28	28.0	7-14	.500	4-7	.571	0-0	.000	0	2	2	2.0	2	0	1	2	0	1	18	18.0
13	Isaiah Gable	1-1	29	29.0	5-11	.455	3-7	.429	4-4	1.000	1	5	6	6.0	2	0	0	1	0	1	17	17.0
42	Mark Laros	1-0	16	16.0	5-6	.833	1-1	1.000	3-4	.750	1	1	2	2.0	3	0	0	3	0	0	14	14.0
11	Nygal Russell	1-1	18	18.0	4-6	.667	3-5	.600	0-0	.000	2	2	4	4.0	4	0	2	1	1	0	11	11.0
05	Jonathan Dalton	1-1	34	34.0	2-6	.333	1-3	.333	5-5	1.000	1	2	3	3.0	1	0	8	0	0	0	10	10.0
04	Oscar Kao	1-0	4	4.0	2-2	1.000	1-1	1.000	0-0	.000	0	0	0	0.0	0	0	0	0	0	0	5	5.0
30	Gabe McGlothlin	1-0	12	12.0	2-5	.400	0-1	.000	0-0	.000	3	1	4	4.0	3	0	1	4	0	1	4	4.0
00	Alex Caldwell	1-0	21	21.0	1-3	.333	0-1	.000	2-2	1.000	0	1	1	1.0	2	0	4	1	0	1	4	4.0
23	Sage Tolbert	1-1	23	23.0	1-4	.250	0-0	.000	1-2	.500	2	3	5	5.0	2	0	0	3	1	1	3	3.0
15	Donnie Lewis	1-0	15	15.0	1-1	1.000	0-0	.000	0-1	.000	0	0	0	0.0	0	0	4	0	0	0	2	2.0
Team											0	0	0									
Total.....		1	200		30-58	.517	13-26	.500	15-18	.833	10	17	27	27.0	19	0	20	15	2	5	88	88.0
Opponents.....		1	200		35-60	.583	10-22	.455	14-16	.875	10	18	28	28.0	16	-	19	13	2	4	94	94.0

TEAM STATISTICS	SEMO	OPP
SCORING	88	94
Points per game	88.0	94.0
Scoring margin	-6.0	-
FIELD GOALS-ATT	30-58	35-60
Field goal pct	.517	.583
3 POINT FG-ATT	13-26	10-22
3-point FG pct	.500	.455
3-pt FG made per game	13.0	10.0
FREE THROWS-ATT	15-18	14-16
Free throw pct	.833	.875
F-Throws made per game	15.0	14.0
REBOUNDS	27	28
Rebounds per game	27.0	28.0
Rebounding margin	-1.0	-
ASSISTS	20	19
Assists per game	20.0	19.0
TURNOVERS	15	13
Turnovers per game	15.0	13.0
Turnover margin	-2.0	-
Assist/turnover ratio	1.3	1.5
STEALS	5	4
Steals per game	5.0	4.0
BLOCKS	2	2
Blocks per game	2.0	2.0
ATTENDANCE	0	1046
Home games-Avg/Game	0-0	1-1046
Neutral site-Avg/Game	-	0-0

Date	Opponent	Score	Att.
* 01-03-19	at SIUE	L 88-94	1046
* 01-05-19	UT MARTIN	4:30 p.m.	

* = Conference game
! = South Alabama Tournament - Mobile, Ala.

Score by Periods	1st	2nd	Totals
Southeast Missouri	30	58	88
Opponents	45	49	94

YOUR REDHAWKS

2018-19 BASKETBALL NOTES

Comparison Game-by-Game (Southeast Missouri/Opponent)

Opponent	1st	2nd	Score	Mar	Total FG	FG Pct	3-Pointers	3FG Pct	Free Throws	FT Pct	Rebounds (Mar)	Assist	T/Over	Block	Steal	Fouls
Saint Louis	24/40	41/35	65-75	(10)	25-58/26-54	.431/.481	7-17/4-25	.412/.160	8-10/19-33	.800/.576	31/39 (8)	14/16	16/14	1/4	4/9	28/15
Bradley	23/31	34/37	57-68	(11)	18-57/29-49	.316/.388	4-23/8-23	.174/.348	17-25/22-32	.680/.688	40/37 +3	9/14	15/13	2/6	3/9	28/23
Quincy	53/32	49/34	102-66	+36	39-62/23-62	.629/.371	14-28/5-21	.500/.238	10-14/15-10	.714/.750	34/31 +3	22/11	7/12	2/2	7/2	21/14
Jacksonville	33/32	44/39	77-71	+6	26-65/31-72	.400/.431	9-25/6-28	.360/.214	16-20/3-5	.800/.600	49/35 +14	14/21	15/11	3/8	2/7	14/20
UT Chattanooga	26/17	37/25	63-42	+21	25-56/15-59	.446/.254	5-17/6-36	.294/.167	8-10/6-10	.800/.600	43/34 +9	10/7	17/13	3/0	5/4	16/14
South Alabama	30/39	28/40	58-79	(21)	21-62/27-57	.339/.474	6-28/13-34	.214/.382	10-16/12-21	.625/.571	46/32 +14	13/19	15/8	2/4	4/6	17/18
Missouri S&T	39/32	33/37	72-69	+3	29-59/24-60	.492/.400	8-24/8-26	.333/.308	6-13/13-19	.462/.684	41/33 +8	12/9	22/16	2/1	11/8	18/12
Western Illinois	27/27	36/43	63-70	(7)	23-66/24-52	.348/.462	9-31/8-20	.290/.400	8-10/14-17	.800/.824	36/39 (3)	14/11	10/14	4/4	8/3	17/12
Mississippi Valley State	33/25	44/32	77-57	+20	29-67/18-58	.433/.310	12-29/2-15	.414/.133	7-13/19-34	.538/.559	44/44 -	15/8	12/14	9/3	7/6	26/9
Southern Illinois	33/35	40/48	73-83	(10)	27-60/28-54	.450/.519	14-36/9-21	.389/.429	5-10/18-22	.500/.818	28/37 (9)	14/21	11/10	2/5	5/4	20/17
The Citadel	35/41	39/45	74-86	(12)	29-66/30-67	.439/.448	12-34/11-36	.353/.306	4-11/15-20	.364/.750	42/41 +1	16/16	15/10	6/5	3/5	19/11
Florida State	34/34	34/51	68-85	(17)	25-59/31-62	.424/.500	14-37/7-26	.378/.269	4-10/16-25	.400/.640	28/46 (18)	14/15	11/15	1/5	6/6	21/13
Abilene Christian	31/30	37/40	68-70	(2)	24-49/23-50	.490/.460	11-24/4-15	.458/.267	9-13/20-28	.692/.714	30/29 +1	14/12	23/14	3/5	4/9	27/16
SIU Edwardsville	30/45	58/49	88-94	(6)	30-58/35-60	.517/.583	13-26/10-22	.500/.455	15-18/14-16	.833/.875	27/28 (1)	20/19	15/13	2/2	5/4	19/16
UT Martin																
Austin Peay																
Murray State																
Morehead State																
Eastern Kentucky																
SIU Edwardsville																
Eastern Illinois																
Belmont																
Tennessee State																
Tennessee Tech																
Jacksonville State																
UT Martin																
Eastern Illinois																
Austin Peay																
Murray State																
Tennessee State																
Belmont																

Points in the Paint, Second Chance Points, Points Off Turnovers, Fastbreak Points, Bench Points

Opponent	W/L	POINTS IN THE PAINT		2ND CHANCE POINTS		POINTS OFF TURNOVERS		FAST BREAK POINTS		BENCH POINTS	
		SEMO	OPP.	SEMO	OPP.	SEMO	OPP.	SEMO	OPP.	SEMO	OPP.
Saint Louis	L	26	34	6	22	12	23	18	17	23	24
Bradley	L	24	22	11	7	15	17	2	10	16	16
Quincy	W	36	32	10	12	12	11	8	2	58	22
Jacksonville	W	30	40	17	8	10	15	11	13	36	19
UT Chattanooga	W	32	10	2	2	8	12	23	4	19	7
South Alabama	L	28	24	14	3	4	18	6	19	23	24
Missouri S&T	W	36	30	11	13	15	13	6	4	27	6
Western Illinois	L	22	24	2	8	9	10	2	0	25	5
Mississippi Valley State	W	28	22	12	13	17	12	4	4	27	22
Southern Illinois	L	16	32	9	13	14	14	2	0	33	3
The Citadel	L	32	38	11	9	11	27	15	17	35	29
Florida State	L	12	48	5	16	15	20	5	14	21	43
Abilene Christian	L	22	28	1	4	18	19	0	0	14	4
SIU Edwardsville	L	26	36	15	10	16	17	6	11	15	10
UT Martin											
Austin Peay											
Murray State											
Morehead State											
Eastern Kentucky											
SIU Edwardsville											
Eastern Illinois											
Belmont											
Tennessee State											
Tennessee Tech											
Jacksonville State											
UT Martin											
Eastern Illinois											
Austin Peay											
Murray State											
Tennessee State											
Belmont											

YOUR REDHAWKS

2018-19 BASKETBALL NOTES

Game-by-Game Leaders

Opponent	W/L	Score	Points	Rebounds	Assists	Blocks	Steals
Saint Louis	L	65-75	Brewer - 18	Brewer - 7	Caldwell - 4	Gable - 1	Brewer - 2
Bradley	L	57-68	Tolbert - 13	Brewer, Tolbert - 8	Dalton, Brewer - 3	Tolbert, McGlothan - 1	Caldwell, McGlothan, Laros - 1
Quincy	W	102-66	Caldwell - 15	Brewer, Tolbert - 4	Kao - 4	Gable, Brewer - 1	Cuffee - 2
Jacksonville	W	77-71	Caldwell - 17	Hogan, Brewer - 7	Brewer - 6	Tolbert, Caldwell, McGlothan - 1	Caldwell, Laros - 1
UT Chattanooga	W	63-42	Hogan - 15	Tolbert - 10	Brewer - 4	Hogan - 2	Tolbert, Caldwell - 2
South Alabama	L	79-58	Tolbert - 11	Laros - 9	Dalton - 7	Gable, McGlothan - 1	Hogan, Dalton, Brewer, Russell - 1
Missouri S&T	W	72-69	Brewer - 20	Brewer - 11	Caldwell - 4	Caldwell, McGlothan - 1	Caldwell - 3
Western Illinois	L	63-70	Hogan - 18	Tolbert - 10	Hogan, Caldwell - 3	Caldwell - 2	Brewer - 2
Mississippi Valley State	W	77-57	Hogan - 25	Tolbert - 11	Hogan, Dalton - 4	McGlothan - 4	Gable, Tolbert, Hogan, Dalton, Caldwell, Russell, McGlothan - 1
Southern Illinois	L	73-83	Brewer - 17	Laros - 5	Dalton - 4	Gable - 2	Dalton, Brewer - 2
The Citadel	L	74-86	Brewer - 24	Tolbert - 7	Dalton, Caldwell - 3	Brewer, McGlothan, Laros - 2	Hogan, Caldwell, Lewis - 1
Florida State	L	68-85	Brewer - 16	Tolbert - 5	Dalton - 5	Tolbert - 1	Hogan, Brewer - 2
Abilene Christian	L	68-70	Brewer - 15	McGlothan - 5	Dalton - 7	Tolbert, McGlothan, Laros - 1	Tolbert, Hogan, Brewer, McGlothan - 1
SIU Edwardsville	L	88-94	Hogan - 18	Gable - 6	Dalton - 8	Tolbert, Russell - 1	Gable, Tolbert, Hogan, Caldwell, McGlothan - 1

UT Martin
Austin Peay
Murray State
Morehead State
Eastern Kentucky
SIU Edwardsville
Eastern Illinois
Belmont
Tennessee State
Tennessee Tech
Jacksonville State
UT Martin
Eastern Illinois
Austin Peay
Murray State
Tennessee State
Belmont

Game-by-Game Starters

Opponent	W/L	Score	Guard	Guard	Guard	Forward	Forward/Center	First Man Off the Bench
Saint Louis	L	65-75	Dalton	Hogan	Brewer	Gable	Tolbert, F	McGlothan, 7 pts., 6 reb., 26 min.
Bradley	L	57-68	Dalton	Hogan	Brewer	Gable	Tolbert, F	McGlothan, 3 pts., 3 reb., 16 min.
Quincy	W	102-66	Dalton	Hogan	Brewer	Gable	Tolbert, F	Caldwell, 15 pts., 3 reb., 2 assists, 21 min.
Jacksonville	W	77-71	Dalton	Hogan	Brewer	Gable	Tolbert, F	Laros, 11 pts., 8 reb., 1 steal, 19 min.
UT Chattanooga	W	63-42	Dalton	Hogan	Brewer	Gable	Tolbert, F	Caldwell, 7 pts., 3 reb., 19 min.
South Alabama	L	58-79	Dalton	Hogan	Brewer	Gable	Tolbert, F	McGlothan, 7 pts., 5 reb., 23 min.
Missouri S&T	W	72-69	Dalton	Hogan	Brewer	Gable	Tolbert, F	McGlothan, 9 pts., 9 reb., 27 min.
Western Illinois	L	63-70	Dalton	Hogan	Brewer	Gable	Tolbert, F	Caldwell, 11 pts., 3 assists, 2 blocks, 17 min.
Mississippi Valley State	W	77-57	Dalton	Hogan	Brewer	Gable	Tolbert, F	McGlothan, 11 pts., 8 reb., 3 assists, 4 blocks, 27 min.
Southern Illinois	L	73-83	Dalton	Russell	Brewer	Gable	Tolbert, F	McGlothan, 7 pts., 2 reb., 17 min.
The Citadel	L	74-86	Dalton	Hogan	Brewer	Gable	Tolbert, F	Russell, 8 pts., 5 reb., 2 assists, 18 min.
Florida State	L	68-85	Dalton	Hogan	Brewer	Gable	Tolbert, F	Laros, 2 reb., 10 min.
Abilene Christian	L	68-70	Dalton	Hogan	Brewer	Gable	Tolbert, F	McGlothan, 5 reb., 18 min.
SIU Edwardsville	L	88-94	Dalton	Hogan	Russell	Gable	Tolbert, F	Caldwell, 4 pts., 4 assists, 21 min.

UT Martin
Austin Peay
Murray State
Morehead State
Eastern Kentucky
SIU Edwardsville
Eastern Illinois
Belmont
Tennessee State
Tennessee Tech
Jacksonville State
UT Martin
Eastern Illinois
Austin Peay
Murray State
Tennessee State
Belmont

Starting Lineup Combinations

Record	Guard	Guard	Guard	Forward	Forward/Center
5-7	Dalton	Hogan	Brewer	Gable	Tolbert, F
0-1	Dalton	Russell	Brewer	Gable	Tolbert, F
0-1	Dalton	Hogan	Russell	Gable	Tolbert, F

YOUR REDHAWKS

2018-19 BASKETBALL NOTES

	Score	FG-A	Pct.	3FG-A	Pct.	FT-A	Pct.	OFF	DEF	Total	E	A	TO	B	S
Southeast Missouri	L, 65-75	25-58	.431	7-17	.412	8-10	.800	6	25	31	28	14	16	1	4
Saint Louis		26-54	.481	4-25	.160	19-33	.576	11	28	39	15	16	14	4	9
Southeast Missouri	L, 57-68	18-57	.316	4-23	.174	17-25	.680	14	26	40	28	9	15	2	3
Bradley		19-49	.388	8-23	.348	22-32	.688	9	28	37	23	14	13	6	9
Southeast Missouri	W, 102-66	39-62	.629	14-28	.500	10-14	.714	6	28	34	21	22	7	2	7
Quincy		23-62	.371	5-21	.238	15-20	.750	12	19	31	14	11	12	2	2
Southeast Missouri	W, 77-71	26-65	.400	9-25	.360	16-20	.800	17	32	49	14	14	15	3	2
Jacksonville		31-72	.431	6-28	.214	3-5	.600	11	24	35	20	21	11	8	7
Southeast Missouri	W, 63-42	25-56	.446	5-17	.294	8-10	.800	7	36	43	16	10	17	3	5
UT Chattanooga		15-59	.254	6-36	.167	6-10	.600	9	25	34	14	7	13	0	4
Southeast Missouri	L, 58-79	21-62	.339	6-28	.214	10-16	.625	16	30	46	17	13	15	2	4
South Alabama		27-57	.474	13-34	.382	12-21	.571	4	28	32	18	19	8	4	6
Southeast Missouri	W, 72-69	29-59	.492	8-24	.333	6-13	.462	11	30	41	18	12	22	2	11
Missouri S&T		24-60	.400	8-26	.308	13-19	.684	11	22	33	12	9	16	1	8
Southeast Missouri	L, 63-70	23-66	.348	9-31	.290	8-10	.800	11	25	36	17	14	10	4	8
Western Illinois		24-52	.462	8-20	.400	14-17	.824	7	32	39	12	11	14	4	3
Southeast Missouri	W, 77-57	29-67	.433	12-29	.414	7-13	.538	13	31	44	26	15	12	9	7
Mississippi Valley State		18-58	.310	2-15	.133	19-34	.559	18	26	44	9	8	14	3	6
Southeast Missouri	L, 73-83	27-60	.450	14-36	.389	5-10	.500	9	19	28	20	14	11	2	5
Southern Illinois		28-54	.519	9-21	.429	18-22	.818	9	28	37	17	21	10	5	4
Southeast Missouri	L, 74-86	29-66	.439	12-34	.353	4-11	.364	8	34	42	19	16	15	6	3
The Citadel		30-67	.448	11-36	.306	15-20	.750	7	34	41	11	16	10	5	5
Southeast Missouri	L, 68-85	25-59	.424	14-37	.378	4-10	.400	7	21	28	21	14	11	1	6
Florida State		31-62	.500	7-26	.269	16-25	.640	17	29	46	13	15	15	5	6
Southeast Missouri	L, 68-70	24-49	.490	11-24	.458	9-13	.692	4	26	30	27	14	23	3	4
Abilene Christian		23-50	.460	4-15	.267	20-28	.714	5	24	29	16	12	14	5	9
Southeast Missouri	L, 88-94	30-58	.517	13-26	.500	15-18	.833	10	17	27	19	20	15	2	5
SIU Edwardsville		35-60	.583	10-22	.455	14-16	.875	10	18	28	16	19	13	2	4
Southeast Missouri															
UT Martin															
Southeast Missouri															
Austin Peay															
Southeast Missouri															
Murray State															
Southeast Missouri															
Morehead State															
Southeast Missouri															
Eastern Kentucky															
Southeast Missouri															
SIU Edwardsville															
Southeast Missouri															
Eastern Illinois															
Southeast Missouri															
Belmont															
Southeast Missouri															
Tennessee State															
Southeast Missouri															
Tennessee Tech															
Southeast Missouri															
Jacksonville State															
Southeast Missouri															
UT Martin															
Southeast Missouri															
Eastern Illinois															
Southeast Missouri															
Austin Peay															
Southeast Missouri															
Murray State															
Southeast Missouri															
Tennessee State															
Southeast Missouri															
Belmont															

YOUR REDHAWKS

2018-19 BASKETBALL NOTES

GAME-BY-GAME LEADERS SUMMARY (# OF GAMES)

Points	
Ledarrus Brewer.....	6
Skyler Hogan.....	4
Sage Tolbert.....	2
Alex Caldwell.....	2

Rebounds	
Sage Tolbert.....	7
Ledarrus Brewer.....	4
Mark Laros.....	3
Gabe McGlothan.....	1
Isaiah Gable.....	1

Assists	
Jonathan Dalton.....	8
Ledarrus Brewer.....	3
Alex Caldwell.....	3
Skyler Hogan.....	2
Oscar Kao.....	1

Blocks	
Gabe McGlothan.....	7
Sage Tolbert.....	5
Isaiah Gable.....	4
Alex Caldwell.....	3
Ledarrus Brewer.....	2
Mark Laros.....	2
Skyler Hogan.....	1
Nygal Russell.....	1

Steals	
Alex Caldwell.....	7
Ledarrus Brewer.....	6
Skyler Hogan.....	6
Gabe McGlothan.....	4
Sage Tolbert.....	4
Jonathan Dalton.....	3
Mark Laros.....	2
Nygal Russell.....	2
Isaiah Gable.....	2
Khalil Cuffee.....	1
Donnie Lewis.....	1

Dunks (# for 2018-19 Season)	
Sage Tolbert.....	7
Ledarrus Brewer.....	6
Gabe McGlothan.....	6
Mark Laros.....	2
Nygal Russell.....	2
Khalil Cuffee.....	1
Skyler Hogan.....	1
Isaiah Gable.....	1

Games Played/Started	2018-19	Career
Jonathan Dalton	14/14	75/45
Ledarrus Brewer	13/13	44/40
Donnie Lewis	11/0	42/2
Mark Laros	14/0	41/7
Isaiah Gable	14/14	29/14
Sage Tolbert	14/14	14/14
Skyler Hogan	14/13	14/13
Nygal Russell	14/2	14/2
Gabe McGlothan	14/0	14/0
Alex Caldwell	13/0	13/0
Oscar Kao	9/0	9/0
Khalil Cuffee	7/0	7/0

CAREER LEDGER

Double-Digit Point Games	2018-19	Career
Ledarrus Brewer.....	11	33
Skyler Hogan.....	10	10
Jonathan Dalton.....	2	7
Alex Caldwell.....	4	4
Mark Laros.....	2	4
Sage Tolbert.....	2	2
Nygal Russell.....	2	2
Isaiah Gable.....	2	2
Khalil Cuffee.....	1	1
Gabe McGlothan.....	1	1

Double-Digit Rebound Games	2018-19	Career
Sage Tolbert.....	3	3
Ledarrus Brewer.....	1	2
Isaiah Gable.....	-	1

20+ Point Games	2018-19	Career
Ledarrus Brewer.....	2	6
Skyler Hogan.....	1	1

8+ Rebound Games	2018-19	Career
Mark Laros.....	2	5
Sage Tolbert.....	4	4
Ledarrus Brewer.....	2	4
Gabe McGlothan.....	2	2
Isaiah Gable.....	-	1

5+ Assist Games	2018-19	Career
Jonathan Dalton.....	4	7
Ledarrus Brewer.....	1	1

3+ Steal Games	2018-19	Career
Jonathan Dalton.....	-	5
Alex Caldwell.....	1	1


Double-Doubles	2018-19	Career
Ledarrus Brewer.....	1	2
Sage Tolbert.....	1	1

SOUTHEAST MISSOURI'S 2018-19 RECORD:

At Home.....	2-3
On the Road.....	1-6
At Neutral Sites.....	2-0
In Ohio Valley Conference Games.....	0-1
In November.....	4-3
In December.....	1-5
In January.....	0-1
In February.....	0-0
In March.....	0-0
Leading at the Half.....	5-1
Trailing at the Half.....	0-6
Tied at the Half.....	0-2
In Overtime Games.....	0-0
The Redhawks Score First.....	1-6
In 1-4 Point Games.....	1-1
In 5-9 Point Games.....	1-2
In 10-14 Point Games.....	0-4
In 15+ Point Games.....	3-2
Leading with Five Minutes Left in Regulation.....	5-0
Trailing with Five Minutes Left in Regulation.....	0-9
Tied with Five Minutes Left in Regulation.....	0-0
Scoring Less than 50 Points.....	0-0
Scoring 50-59 Points.....	0-2
Scoring 60-69 Points.....	1-3
Scoring 70-79 Points.....	3-3
Scoring 80-89 Points.....	0-1
Scoring 90-99 Points.....	0-0
Scoring 100 or more Points.....	1-0
Giving up Less Than 50 Points.....	1-0
Giving up 50-59 Points.....	1-0
Giving up 60-69 Points.....	2-1
Giving up 70-79 Points.....	1-4
Giving up 80-89 Points.....	0-3
Giving up 90-99 Points.....	0-1
Giving up 100 or more Points.....	0-0
Shooting 50% or Better from the Field.....	1-1
Shooting Less Than 50% from the Field.....	4-8
Opponent Shoots 50% or Better from the Field.....	0-3
Opponent Shoots Less Than 50% from the Field.....	5-6
Outshooting Opponent.....	4-1
Outshot by Opponent.....	1-8
Field Goal Percentage is Tied.....	0-0
Shooting 50% or Better from 3-Point Range.....	1-1
Shooting Less Than 50% from 3-Point Range.....	4-8
Opponent Shoots 50% or Better from 3-Point Range.....	0-0
Opponent Shoots Less Than 50% from 3-Point Range.....	5-9
Shooting 50% or Better from the Free Throw Line.....	4-7
Shooting Less Than 50% from the Free Throw Line.....	1-2
Opponent Shoots 50% or Better from the Free Throw Line.....	5-9
Opponent Shoots Less Than 50% from the Free Throw Line.....	0-0
Shooting More Free Throws Than Opponent.....	1-2
Shooting Less Free Throws Than Opponent.....	3-7
Free Throws are Tied.....	1-0
Southeast's Starters Outscore Opponent's Starters.....	2-1
Opponent's Starters Outscore Southeast's Starters.....	2-8
Starter Scoring is Tied.....	1-0
Bench Outscores Opponent.....	5-6
Opponent Bench Outscores Southeast.....	0-3
Bench Scoring is Tied.....	0-0
Bench Contributes Double Figures in Points.....	4-9
No Redhawk Players Score Double Figures.....	0-0
Two Redhawk Players Score Double Figures.....	2-6
3+ Redhawk Players Score Double Figures.....	3-3
Outrebounding an Opponent.....	4-4
Opponent Outrebounds Southeast.....	0-5
Rebounds are Tied.....	1-0
Getting 10+ Assists.....	6-7
Getting 10+ Steals.....	1-0
Getting 5+ Blocks.....	1-1
Forcing more Turnovers than Opponent.....	2-2
Committing more Turnovers than Opponent.....	3-7
Turnovers are Tied.....	0-0

YOUR REDHAWKS

2018-19 BASKETBALL NOTES



► Guard
► Sophomore (2) ► 6-5 ► 200
► Meridian, Miss.
► Meridian H.S.



25

LEDARRUS BREWER

Preseason All-Ohio Valley Conference selection.

2018-19: Missed his first start of the season due to a hip injury at SIU Edwardsville (1/3)...Scored double figures in 11 of 13 starts prior to his injury... Leads the team with 13.5 points per game...Is second with 26 three-pointers made, first with 12 steals, second with 5.4 rebounds per game and third with 26 assists...Finished as Southeast Missouri's top scorer in six contests... Ranks 12th in the Ohio Valley Conference in scoring, 18th in rebounding and 10th in 3-point field goals made (2.0)...Pitched in 18 points, grabbed seven rebounds and collected two steals in season-opener at Saint Louis (11/6)... Turned in a double-double 20 points and career-high 11 rebounds, and made three free throws in the final seven seconds to give the Redhawks a 72-69 win over Missouri S&T (11/27)...Became the first SEMO player to score 20 points in a game this season...Notched a season-high 24 points and buried five 3-pointers at The Citadel (12/15).

BREWER'S GAME-BY-GAME STATISTICS

2018-19	FG	3P	FT	O/D	REB	F	PTS	A	TO	B	S	M
at Saint Louis*	7-17	2-7	2-2	0/7	7	5	18	2	3	0	2	33
at Bradley*	3-15	1-8	4-6	1/7	8	2	11	3	2	0	0	33
Quincy*	4-9	2-5	0-1	0/4	4	1	10	2	1	1	0	18
vs. Jacksonville*	7-19	2-8	0-1	2/5	7	1	16	6	4	0	0	31
vs. UT Chattanooga*	5-11	0-2	1-2	1/6	7	1	11	4	2	0	0	26
at South Alabama*	3-12	2-7	2-2	1/6	7	2	10	0	8	0	1	29
Missouri S&T*	7-13	3-6	3-3	0/11	11	3	20	1	5	0	2	34
Western Illinois*	1-13	1-7	0-0	0/3	3	4	3	1	3	0	2	29
at Miss. Valley St.*	2-9	1-6	0-2	0/3	3	5	5	0	0	0	0	15
Southern Illinois*	6-15	2-9	3-4	1/2	3	5	17	1	1	0	2	31
at The Citadel*	9-17	5-10	1-2	1/2	3	1	24	2	4	2	0	32
at Florida State*	6-13	2-7	2-2	0/4	4	3	16	3	0	0	2	23
Abilene Christian*	6-11	3-6	0-0	0/3	3	2	15	1	5	0	1	32
at SIU Edwardsville	DNP	-	-	-	-	-	-	-	-	-	-	-
UT Martin												
Austin Peay												
Murray State												
at Morehead State												
at Eastern Kentucky												
SIU Edwardsville												
Eastern Illinois												
at Belmont												
at Tennessee State												
Tennessee Tech												
Jacksonville State												
at UT Martin												
at Eastern Illinois												
at Austin Peay												
at Murray State												
Tennessee State												
Belmont												

* - Game Started

2018-19 SEASON HIGHS

Points	24	at The Citadel (12/15/18)
Total Rebounds	11	vs. Missouri S&T (11/27/18)
Offensive	2	5x, last at The Citadel (12/15/18)
Defensive	11	vs. Missouri S&T (11/27/18)
FG Made	9	at The Citadel (12/15/18)
FG Attempted	19	vs. Jacksonville (11/16/18)
3-Point FG Made	5	at The Citadel (12/15/18)
3-Point FG Attempted	10	at The Citadel (12/15/18)
FT Made	4	at Bradley (11/10/18)
FT Attempted	6	at Bradley (11/10/18)
Assists	6	vs. Jacksonville (11/16/18)
Blocks	2	at The Citadel (12/15/18)
Steals	2	5x, last at Florida State (12/17/18)
Minutes	34	vs. Missouri S&T (11/27/18)

CAREER HIGHS

Points	34	vs. Eastern Illinois (2/17/18)
Total Rebounds	11	vs. Missouri S&T (11/27/18)
Offensive	2	at Louisiana Tech (11/13/17)
Defensive	11	vs. Missouri S&T (11/27/18)
FG Made	11	vs. Eastern Illinois (2/17/18)
FG Attempted	19	vs. Jacksonville (11/16/18)
3-Point FG Made	7	vs. Eastern Illinois (2/17/18)
3-Point FG Attempted	12	vs. Tennessee State (12/31/17)
FT Made	11	vs. SIU Edwardsville (2/17/18)
FT Attempted	13	vs. SIU Edwardsville (2/17/18)
Assists	6	vs. Jacksonville (11/16/18)
Blocks	3	vs. Tennessee State (12/31/17)
Steals	2	10x, last at Florida State (12/17/18)
Minutes	38	at Austin Peay (1/6/18)

CAREER STATISTICS AT SOUTHEAST MISSOURI

Overall																			
Season	G-GS	Min	Avg	FG-FGA	Pct	3FG-3FGA	Pct	FT-FTA	Pct	Off	Def	Tot	Avg	PF	FO	A	TO	Blk	Stl
2017-18	31-27	912	29.4	152-362	.420	71-196	.362	74-100	.740	14	104	118	3.8	66	3	40	57	16	29
2018-19	13-13	366	28.2	66-174	.379	26-88	.295	18-27	.667	7	63	70	5.4	35	3	26	38	3	12
Total	44-40	1278	29.0	218-536	.407	97-284	.342	92-127	.724	21	167	188	4.3	101	6	66	95	19	41
Ohio Valley Conference Games Only																			
Season	G-GS	Min	Avg	FG-FGA	Pct	3FG-3FGA	Pct	FT-FTA	Pct	Off	Def	Tot	Avg	PF	FO	A	TO	Blk	Stl
2017-18	18-18	570	31.7	98-224	.438	47-132	.356	56-75	.747	8	66	74	4.1	34	1	19	36	11	16
2018-19																			
Total																			

YOUR REDHAWKS

2018-19 BASKETBALL NOTES



ALEX CALDWELL

2018-19: Missed the Abilene Christian (12/21) game due to a concussion...Averages 9.2 points per game and is fourth on the team with 18 three-pointers made...Ranks third on the team in scoring and is second with 30 assists...Is the team's third-best free throw shooter with a 81 percent (17-of-21) clip...Leads the Redhawks with 12 steals through 13 games off the bench...Is tied for 11th in the Ohio Valley Conference in 3-point field goal percentage (.383)...Dropped in 14 points in his first career NCAA Division I game at Saint Louis (11/6)...Went a near-perfect 5-of-6 at the free throw line in 19 minutes of that contest...Led the Redhawks with 15 points on five 3-pointers vs. Quincy (11/12)...Followed that up with a season-high 17 points vs. Jacksonville (11/16)...Scored double figures in five games as a Redhawk.

Prep: Named to the USA Today High School Sports American Family Insurance ALL-USA South Carolina Boys Basketball Team in 2017-18...Was the state's Class 4A Player of the Year who averaged 22 points, seven assists and five rebounds leading Wilson High School (20-4) to the Class 4A state final as a senior...Duke signee and McDonald's All-American Zion Williamson joined Caldwell on the ALL-USA First-Team...Garnered Class 4A All-State honors...ESPN Top-30 point guard...Averaged 14 points, nine assists, five rebounds and 2.5 steals per game as a junior...Played in the South Carolina State Showcase and was a member of the All-Hoop Zone Team...The Tigers (21-1) also made the Class 4A state final in 2016-17...Scored over 1,000

CALDWELL'S GAME-BY-GAME STATISTICS

2018-19	FG	3P	FT	O/D	REB	E	PTS	A	TO	B	S	M
at Saint Louis	4-7	1-2	5-6	0/2	2	4	14	4	1	0	0	19
at Bradley	3-7	0-1	0-0	1/2	3	2	6	1	2	0	1	18
Quincy	5-7	5-6	0-0	1/2	3	1	15	2	2	0	1	21
vs. Jacksonville	5-6	3-3	4-4	1/3	4	1	17	2	1	1	1	24
vs. UT Chattanooga	3-6	0-2	1-1	0/3	3	2	7	1	0	0	2	19
at South Alabama	1-8	0-3	0-0	1/2	3	0	2	1	0	0	0	20
Missouri S&T	3-7	1-4	0-0	0/0	0	2	7	4	1	1	3	16
Western Illinois	4-12	1-6	2-2	0/3	3	1	11	3	1	2	1	17
at Miss. Valley St.	2-5	1-3	3-3	1/1	2	1	8	0	1	0	1	20
Southern Illinois	3-5	3-5	0-1	2/2	4	3	9	2	3	0	0	15
at The Citadel	6-10	2-6	0-2	0/1	1	3	14	3	1	0	1	24
at Florida State	2-8	1-5	0-0	1/1	2	3	5	3	0	0	0	17
Abilene Christian	DNP	-	-	-	-	-	-	-	-	-	-	-
at SIU Edwardsville	1-3	0-1	2-2	0/1	1	2	4	4	1	0	1	21
UT Martin												
Austin Peay												
Murray State												
at Morehead State												
at Eastern Kentucky												
SIU Edwardsville												
Eastern Illinois												
at Belmont												
at Tennessee State												
Tennessee Tech												
Jacksonville State												
at UT Martin												
at Eastern Illinois												
at Austin Peay												
at Murray State												
Tennessee State												
Belmont												

* - Game Started

2018-19 SEASON CAREER HIGHS

Points	17	vs. Jacksonville (11/16/18)
Total Rebounds	4	2x, last vs. Southern Illinois (12/8/18)
Offensive	2	vs. Southern Illinois (12/8/18)
Defensive	3	3x, last vs. Western Illinois (12/1/18)
FG Made	6	at The Citadel (12/15/18)
FG Attempted	12	vs. Western Illinois (12/1/18)
3-Point FG Made	5	vs. Quincy (11/12/18)
3-Point FG Attempted	6	3x, last at The Citadel (12/15/18)
FT Made	5	at Saint Louis (11/6/18)
FT Attempted	6	at Saint Louis (11/6/18)
Assists	4	3x, last at SIU Edwardsville (1/3/19)
Blocks	2	vs. Western Illinois (12/1/18)
Steals	3	vs. Missouri S&T (11/27/18)
Minutes	24	2x, last at The Citadel (12/15/18)

CAREER STATISTICS AT SOUTHEAST MISSOURI

		Overall																
Season	G-GS	Min	Avg	FG-FGA	Pct	3FG-3FGA	Pct	FT-FTA	Pct	Off	Def	Tot	Avg	PF	FO	A	TO	Blk
2018-19	13-0	251	19.3	42-91	.462	18-47	.383	17-21	.810	8	23	31	2.4	25	0	30	14	4
		Ohio Valley Conference Games Only																
Season	G-GS	Min	Avg	FG-FGA	Pct	3FG-3FGA	Pct	FT-FTA	Pct	Off	Def	Tot	Avg	PF	FO	A	TO	Blk
2018-19	1-0	21	21.0	1-3	.333	0-1	.000	2-2	1.000	0	1	1	1.0	2	0	4	1	0

YOUR REDHAWKS

2018-19 BASKETBALL NOTES



KHALIL CUFFEE

2018-19: Saw action in seven games off the bench...Scored 12 points on 5-of-6 field goals and drained a pair of 3-pointers in just eight minutes vs. Quincy (11/12)...Pitched in double figures for the first time in his career... Made the basket that gave SEMO 100 points and followed with the bucket to put the Redhawks over 100 points in that game...Averages 3.6 points per contest.

Prep: Boasted a 14.2 points per game average as a senior at Langston Hughes High School...Averaged double figures in the scoring column each of his final three varsity seasons...Scored a career-best 18.5 points a game as a sophomore...Finished his prep career with 1,372 points, 195 three-pointers made, 261 rebounds, 136 assists, 72 steals and nine blocks...Played a total of 95 career games and shot 45 percent (470-of-1048) from the field... Left Langston Hughes as the school's all-time leading scorer...Played with the Georgia Stars AAU program.

CUFFEE'S GAME-BY-GAME STATISTICS

2018-19	FG	3P	FT	O/D	REB	E	PTS	A	TO	B	S	M
at Saint Louis	DNP	-	-	-	-	-	-	-	-	-	-	-
at Bradley	DNP	-	-	-	-	-	-	-	-	-	-	-
Quincy	5-6	2-3	0-2	0/1	1	1	12	1	2	0	2	8
vs. Jacksonville	DNP	-	-	-	-	-	-	-	-	-	-	-
vs. UT Chattanooga	1-2	0-0	0/0	0/0	0	0	3	0	0	0	0	3
at South Alabama	0-2	0-0	0/0	0/0	0	0	0	0	0	0	0	3
Missouri S&T	DNP	-	-	-	-	-	-	-	-	-	-	-
Western Illinois	DNP	-	-	-	-	-	-	-	-	-	-	-
at Miss. Valley St.	1-2	1-2	0/0	0/0	0	3	4	0	1	0	0	2
Southern Illinois	0-0	0-0	0-0	0/0	0	0	0	0	0	0	0	1
at The Citadel	DNP	-	-	-	-	-	-	-	-	-	-	-
at Florida State	2-3	2-3	0-0	0/0	0	0	6	0	0	0	0	2
Abilene Christian	0-1	0-1	0-0	0/1	1	0	0	0	0	0	0	3
at SIU Edwardsville	DNP	-	-	-	-	-	-	-	-	-	-	-
UT Martin												
Austin Peay												
Murray State												
at Morehead State												
at Eastern Kentucky												
SIU Edwardsville												
Eastern Illinois												
at Belmont												
at Tennessee State												
Tennessee Tech												
Jacksonville State												
at UT Martin												
at Eastern Illinois												
at Austin Peay												
at Murray State												
Tennessee State												
Belmont												

* - Game Started

2018-19 SEASON/CAREER HIGHS

Points	12	vs. Quincy (11/12/18)
Total Rebounds	1	2x, last vs. Abilene Christian (12/21/18)
Offensive	-	-
Defensive	1	2x, last vs. Abilene Christian (12/21/18)
FG Made	5	vs. Quincy (11/12/18)
FG Attempted.....	6	vs. Quincy (11/12/18)
3-Point FG Made.....	2	2x, last at Florida State (12/17/18)
3-Point FG Attempted.....	3	2x, last at Florida State (12/17/18)
FT Made.....	1	at Mississippi Valley State (12/4/18)
FT Attempted.....	2	2x, last at Mississippi Valley State (12/4/18)
Assists	1	vs. Quincy (11/12/18)
Blocks.....	-	-
Steals.....	2	vs. Quincy (11/12/18)
Minutes	8	vs. Quincy (11/12/18)

CAREER STATISTICS AT SOUTHEAST MISSOURI

		Overall															
Season	G-GS	Min	Avg	FG-FGA	Pct	3FG-3FGA	Pct	FT-FTA	Pct	Off	Def	Tot	Avg	PF	FO	A	TO
2018-19	7-0	22	3.1	9-16	.563	6-13	.462	1-4	.250	0	2	2	0.3	4	0	1	3
		Ohio Valley Conference Games Only															
Season	G-GS	Min	Avg	FG-FGA	Pct	3FG-3FGA	Pct	FT-FTA	Pct	Off	Def	Tot	Avg	PF	FO	A	TO
2018-19																	

YOUR REDHAWKS

2018-19 BASKETBALL NOTES



► Guard
► Senior (4) ► 5-10 ► 155
► New Orleans, La.
► West Jefferson H.S.
► Copiah-Lincoln CC



JONATHAN DALTON

Started 41-straight games at point guard.

2018-19: Leads the team and ranks seventh in the Ohio Valley Conference with 58 assists...Averages 6.2 points a game...Scored seven points, dished out three assists and grabbed two rebounds in 28 minutes during the Redhawks season-opener at Saint Louis (11/6)...Made a perfect 4-of-4 free throws and scored nine points at Bradley (11/10)...Reached 100 career rebounds vs. Quincy (11/12)...Had seven assists at South Alabama (11/19) and vs. Abilene Christian (12/21)...Tied a career-high 13 points vs. Abilene Christian (12/21)...Followed that up with 10 points in the Ohio Valley Conference opener at SIU Edwardsville (1/3)...Also had a season-high eight assists in that game.

DALTON'S GAME-BY-GAME STATISTICS

2018-19	FG	3P	FT	O/D	REB	E	PTS	A	TO	B	S	M
at Saint Louis*	3-5	1-1	0-0	1/1	2	0	7	3	4	0	0	28
at Bradley*	2-3	1-2	4-4	0/1	1	3	9	3	2	0	0	24
Quincy*	2-2	1-1	2-2	0/3	3	1	7	2	0	0	1	15
vs. Jacksonville*	1-5	1-2	2-3	1/2	3	3	5	4	5	0	0	25
vs. UT Chattanooga*	1-2	1-2	2-2	0/2	2	1	5	3	1	0	1	23
at South Alabama*	1-3	0-0	0-0	0/4	4	0	2	7	1	0	1	27
Missouri S&T*	2-3	0-0	1-4	0/1	1	3	5	3	0	0	0	20
Western Illinois*	0-2	0-1	0-0	0/1	1	1	0	2	2	0	1	27
at Miss. Valley St.*	2-6	1-3	2-2	0/4	4	1	7	4	3	1	1	29
Southern Illinois*	3-4	2-3	0-0	0/0	0	2	8	4	1	0	2	31
at The Citadel*	1-3	1-2	0-0	0/4	4	4	3	3	4	0	0	18
at Florida State*	2-6	1-4	1-1	0/3	3	2	6	5	4	0	0	32
Abilene Christian*	4-7	1-3	4-5	0/3	3	2	13	7	1	0	0	34
at SIU Edwardsville*	2-6	1-3	5-5	1/2	3	1	10	8	0	0	0	34
UT Martin												
Austin Peay												
Murray State												
at Morehead State												
at Eastern Kentucky												
SIU Edwardsville												
Eastern Illinois												
at Belmont												
at Tennessee State												
Tennessee Tech												
Jacksonville State												
at UT Martin												
at Eastern Illinois												
at Austin Peay												
at Murray State												
Tennessee State												
Belmont												

* - Game Started

2018-19 SEASON HIGHS

Points.....	13	vs. Abilene Christian (12/21/18)
Total Rebounds.....	4	3x, last at The Citadel (12/15/18)
Offensive.....	1	3x, last at SIU Edwardsville (1/3/19)
Defensive.....	4	3x, last at The Citadel (12/15/18)
FG Made.....	4	vs. Abilene Christian (12/21/18)
FG Attempted.....	7	vs. Abilene Christian (12/21/18)
3-Point FG Made.....	2	vs. Southern Illinois (12/8/18)
3-Point FG Attempted.....	4	at Florida State (12/17/18)
FT Made.....	5	at SIU Edwardsville (1/3/19)
FT Attempted.....	5	2x, last at SIU Edwardsville (1/3/19)
Assists.....	8	at SIU Edwardsville (1/3/19)
Blocks.....	1	at Mississippi Valley State (12/4/18)
Steals.....	2	vs. Southern Illinois (12/8/18)
Minutes.....	34	2x, last at SIU Edwardsville (1/3/19)

CAREER HIGHS


Points.....	13	2x, last vs. Abilene Christian (12/21/18)
Total Rebounds.....	7	vs. UT Martin (2/24/18)
Offensive.....	2	6x, last at Austin Peay (1/6/18)
Defensive.....	7	vs. UT Martin (2/24/18)
FG Made.....	5	vs. Eastern Kentucky (1/13/18)
FG Attempted.....	10	at Bradley (11/18/16)
3-Point FG Made.....	2	6x, last vs. Southern Illinois (12/8/18)
3-Point FG Attempted.....	6	2x, last at Eastern Illinois (1/20/18)
FT Made.....	5	3x, last at SIU Edwardsville (1/3/19)
FT Attempted.....	7	at Jacksonville State (1/27/18)
Assists.....	10	2x, last at UT Martin (2/10/18)
Blocks.....	1	at Mississippi Valley State (12/4/18)
Steals.....	3	3x, last at UT Martin (2/10/18)
Minutes.....	44	at UT Martin (2/10/18)

CAREER STATISTICS AT SOUTHEAST MISSOURI

Overall																			
Season	G-GS	Min	Avg	FG-FGA	Pct	3FG-3FGA	Pct	FT-FTA	Pct	Off	Def	Tot	Avg	PF	FO	A	TO	Blk	Stl
2016-17	30-1	388	12.9	20-60	.333	5-21	.238	9-14	.643	6	19	25	0.8	34	0	41	32	0	11
2017-18	31-30	998	32.2	51-107	.477	19-50	.380	42-62	.677	19	50	69	2.2	61	1	168	62	0	38
2018-19	14-14	367	26.2	26-57	.456	12-27	.444	23-28	.821	3	31	34	2.4	24	0	58	28	1	7
Total	75-45	1753	23.4	97-224	.433	36-98	.367	74-104	.712	28	100	128	1.7	119	1	267	122	1	56
Ohio Valley Conference Games Only																			
Season	G-GS	Min	Avg	FG-FGA	Pct	3FG-3FGA	Pct	FT-FTA	Pct	Off	Def	Tot	Avg	PF	FO	A	TO	Blk	Stl
2016-17	16-1	201	12.6	10-21	.476	4-9	.444	4-6	.667	1	9	10	0.6	17	0	20	18	0	6
2017-18	18-18	598	33.2	36-77	.468	15-38	.395	23-36	.639	10	31	41	2.3	37	1	101	38	0	22
2018-19	1-1	34	34.0	2-6	.333	1-3	.333	5-5	1.000	1	2	3	3.0	1	0	8	0	0	10
Total	35-20	833	23.8	48-104	.462	20-50	.400	32-47	.681	12	42	54	1.5	55	1	129	56	0	28

YOUR REDHAWKS

2018-19 BASKETBALL NOTES



► Forward
► Sophomore (2) ► 6-7 ► 195
► Greenville, Ohio
► Greenville H.S.



13

ISAIAH GABLE

2018-19: Scored double figures for the first time in his career when he knocked down a career-high three 3-pointers en route to finishing with 11 points at Mississippi Valley State (12/4)...Averages 6.4 points and 2.9 rebounds a game as Southeast Missouri's fourth-leading scorer...Started all 14 contests...Made first career start at Saint Louis (11/6)...Scored six points, knocked down two 3-pointers and had a block in 20 minutes of action...Pulled down four rebounds at Bradley (11/10)...Followed that up with seven points in 25 minutes vs. Quincy (11/12)...Posted a career-high 17 points in his first career Ohio Valley Conference start at SIU Edwardsville (1/3).

GABLE'S GAME-BY-GAME STATISTICS

2018-19	FG	3P	FT	O/D	REB	E	PTS	A	TO	B	S	M
at Saint Louis*	2-6	2-5	0-0	0/1	1	3	6	1	1	1	0	20
at Bradley*	0-4	0-2	0-2	1/3	4	3	0	0	2	0	0	16
Quincy*	2-4	1-3	2-2	0/3	3	2	7	3	0	1	1	25
vs. Jacksonville*	0-2	0-2	2-2	0/3	3	1	2	1	1	0	0	18
vs. UT Chattanooga*	2-5	0-2	2-2	0/4	4	2	6	1	2	0	0	24
at South Alabama*	2-6	2-6	0-1	0/4	4	3	6	0	0	1	0	16
Missouri S&T*	1-7	1-5	0-0	0/2	2	0	3	0	1	0	1	15
Western Illinois*	2-4	2-4	0-0	1/0	1	1	6	2	1	0	0	21
at Miss. Valley St.*	4-8	3-6	0-0	0/2	2	3	11	2	0	0	1	21
Southern Illinois*	3-6	2-5	0-0	0/4	4	1	8	2	1	2	1	25
at The Citadel*	1-6	0-4	0-0	2/3	5	2	2	1	3	0	0	21
at Florida State*	3-6	2-5	0-0	0/1	1	4	8	1	0	0	0	27
Abilene Christian*	2-3	1-2	2-2	0/1	1	4	7	2	5	0	0	21
at SIU Edwardsville*	5-11	3-7	4-4	1/5	6	2	17	0	1	0	1	29
UT Martin												
Austin Peay												
Murray State												
at Morehead State												
at Eastern Kentucky												
SIU Edwardsville												
Eastern Illinois												
at Belmont												
at Tennessee State												
Tennessee Tech												
Jacksonville State												
at UT Martin												
at Eastern Illinois												
at Austin Peay												
at Murray State												
Tennessee State												
Belmont												

* - Game Started

2018-19 SEASON HIGHS

Points.....	17	at SIU Edwardsville (1/3/19)
Total Rebounds.....	6	at SIU Edwardsville (1/3/19)
Offensive.....	2	at The Citadel (12/15/18)
Defensive.....	5	at SIU Edwardsville (1/3/19)
FG Made.....	5	at SIU Edwardsville (1/3/19)
FG Attempted.....	11	at SIU Edwardsville (1/3/19)
3-Point FG Made.....	3	2x, last at SIU Edwardsville (1/3/19)
3-Point FG Attempted.....	7	at SIU Edwardsville (1/3/19)
FT Made.....	4	at SIU Edwardsville (1/3/19)
FT Attempted.....	4	at SIU Edwardsville (1/3/19)
Assists.....	3	vs. Quincy (11/12/18)
Blocks.....	2	vs. Southern Illinois (12/8/18)
Steals.....	1	5x, last at SIU Edwardsville (1/3/19)
Minutes.....	29	at SIU Edwardsville (1/3/19)

CAREER HIGHS


Points.....	17	at SIU Edwardsville (1/3/19)
Total Rebounds.....	10	vs. Hannibal-LaGrange (11/28/17)
Offensive.....	4	vs. UT Martin (2/24/18)
Defensive.....	10	vs. Hannibal-LaGrange (11/28/17)
FG Made.....	5	at SIU Edwardsville (1/3/19)
FG Attempted.....	11	at SIU Edwardsville (1/3/19)
3-Point FG Made.....	3	4x, last at SIU Edwardsville (1/3/19)
3-Point FG Attempted.....	7	at SIU Edwardsville (1/3/19)
FT Made.....	4	at SIU Edwardsville (1/3/19)
FT Attempted.....	4	3x, last at SIU Edwardsville (1/3/19)
Assists.....	3	vs. Quincy (11/12/18)
Blocks.....	2	vs. Southern Illinois (12/8/18)
Steals.....	1	5x, last at SIU Edwardsville (1/3/19)
Minutes.....	29	at SIU Edwardsville (1/3/19)

CAREER STATISTICS AT SOUTHEAST MISSOURI

Overall																			
Season	G-GS	Min	Avg	FG-FGA	Pct	3FG-3FGA	Pct	FT-FTA	Pct	Off	Def	Tot	Avg	PF	FO	A	TO	Blk	Stl
2017-18	15-0	187	12.5	22-55	.400	13-36	.361	7-11	.636	5	23	28	1.9	19	0	6	7	0	0
2018-19	14-14	301	21.5	29-78	.372	19-58	.328	12-15	.800	5	36	41	2.9	31	0	16	18	5	5
Total	29-14	488	16.8	51-133	.383	32-94	.340	19-26	.731	10	59	69	2.4	50	0	22	25	5	5
Ohio Valley Conference Games Only																			
Season	G-GS	Min	Avg	FG-FGA	Pct	3FG-3FGA	Pct	FT-FTA	Pct	Off	Def	Tot	Avg	PF	FO	A	TO	Blk	Stl
2017-18	4-0	47	11.8	7-17	.412	2-9	.222	3-4	.750	5	6	11	2.8	5	0	2	1	0	0
2018-19	1-1	29	29.0	5-11	.455	3-7	.429	4-4	1.000	1	5	6	6.0	2	0	0	1	0	1
Total	5-1	76	15.2	12-28	.429	5-16	.313	7-8	.875	6	11	17	3.4	7	0	2	2	0	1

YOUR REDHAWKS

2018-19 BASKETBALL NOTES



► Guard
► Junior (4) ► 6-5 ► 213
► Melbourne, Fla.
► Holy Trinity Episcopal
► Embry-Riddle



SKYLER HOGAN

2018-19: Ranks second on the team in scoring (13 ppg)...Leads the Redhawks with 34 three-pointers made and scored a team-high 182 points through 14 games...Ranks first on the team in free throw percentage (12-of-13, .923)...Stands 15th in the Ohio Valley Conference in scoring, third in 3-point field goal percentage (.466) and fifth in 3-point field goals made (2.4 per game)...Scored double figures in 10 of his last 12 contests...Made his first career NCAA Division I start scoring four points and grabbing four rebounds in 25 minutes at Saint Louis (11/6)...Followed that up with six points at Bradley (11/10)...Scored double figures for the first time as a Redhawk when he pitched in 12 and finished with three rebounds in 21 minutes vs. Quincy (11/12)...Made 5-of-9 field goals and made a pair of 3-pointers against the Hawks...Dropped in 15 points and grabbed six rebounds vs. Chattanooga (11/17)...Named OVC Newcomer of the Week on two occasions (11/19, 12/10)...Tallied a career-high 25 points at Mississippi Valley State (12/4)...Scored 14 points off the bench vs. Southern Illinois (12/8), a game he did not start due to a stomach illness.

2017-18: A 4-4 transfer who sat out the 2017-18 season...Elite and efficient scorer who transferred to Southeast Missouri from a challenging conference at Embry-Riddle, which completed the transition from NAIA to NCAA Division II membership.

Embry-Riddle: Played two seasons at Embry-Riddle...Led the Eagles with 18.8 points and 8.2 rebounds per game in 2016-17...Was also the team's top 3-point shooter with a 42.8 percent (71-of-166) clip...Scored double figures a total of 21 times with a career-best 40 points in the season-finae against Barry University...Averaged 6.1 points and 5.2 rebounds in 26 games and two starts as a freshman...Notched a seasonj-high 13 points against Palm Beach Atlantic and recorded 13 points and 11 rebounds for his first career double-double vs. Saint Leo that year.

HOGAN'S GAME-BY-GAME STATISTICS

2018-19	FG	3P	FT	O/D	REB	F	PTS	A	TO	B	S	M
at Saint Louis*	2-4	0-0	0-0	0/4	4	2	4	0	4	0	1	25
at Bradley*	2-10	1-6	1-1	1/3	4	3	6	0	1	0	0	28
Quincy*	5-9	2-5	0-0	0/3	3	1	12	2	0	0	0	21
vs. Jacksonville*	4-11	2-4	4-4	3/4	7	2	14	0	0	0	0	26
vs. UT Chattanooga*	6-11	3-3	0-0	1/5	6	0	15	0	1	2	0	29
at South Alabama*	2-6	0-2	2-2	1/0	1	2	6	0	1	0	1	25
Missouri S&T*	6-9	2-4	0-0	2/2	4	3	14	1	2	0	0	26
Western Illinois*	7-16	2-5	2-3	0/2	2	2	18	3	0	1	1	28
at Miss. Valley St.*	10-16	5-8	0-0	1/1	2	2	25	4	1	2	1	35
Southern Illinois	5-12	3-7	1-1	0/4	4	1	14	1	0	0	0	25
at The Citadel*	2-9	2-7	2-2	0/3	3	2	8	2	0	0	1	26
at Florida State*	5-9	4-7	0-0	1/1	2	0	14	0	3	0	2	28
Abilene Christian*	5-11	4-8	0-0	0/1	1	0	14	1	2	0	1	27
at SIU Edwardsville*	7-14	4-7	0-0	0/2	2	2	18	1	2	0	1	28
UT Martin												
Austin Peay												
Murray State												
at Morehead State												
at Eastern Kentucky												
SIU Edwardsville												
Eastern Illinois												
at Belmont												
at Tennessee State												
Tennessee Tech												
Jacksonville State												
at UT Martin												
at Eastern Illinois												
at Austin Peay												
at Murray State												
Tennessee State												
Belmont												

* - Game Started

2018-19 SEASON/CAREER HIGHS


Points	25	at Mississippi Valley State (12/4/18)
Total Rebounds	7	vs. Jacksonville (11/16/18)
Offensive	3	vs. Jacksonville (11/16/18)
Defensive	5	vs. Chattanooga (11/17/18)
FG Made	10	at Mississippi Valley State (12/4/18)
FG Attempted	16	2x, last at Mississippi Valley State (12/4/18)
3-Point FG Made	5	at Mississippi Valley State (12/4/18)
3-Point FG Attempted	8	2x, last vs. Abilene Christian (12/21/18)
FT Made	4	vs. Jacksonville (11/16/18)
FT Attempted	4	vs. Jacksonville (11/16/18)
Assists	4	at Mississippi Valley State (12/4/18)
Blocks	2	2x, last at Mississippi Valley State (12/4/18)
Steals	2	at Florida State (12/17/18)
Minutes	35	at Mississippi Valley State (12/4/18)

CAREER STATISTICS AT SOUTHEAST MISSOURI

Overall																			
Season	G-GS	Min	Avg	FG-FGA	Pct	3FG-3FGA	Pct	FT-FTA	Pct	Off	Def	Tot	Avg	PF	FO	A	TO	Blk	Stl
2018-19	14-13	377	26.9	68-147	.463	34-73	.466	12-13	.923	10	35	45	3.2	22	0	15	17	5	9
Ohio Valley Conference Games Only																			
Season	G-GS	Min	Avg	FG-FGA	Pct	3FG-3FGA	Pct	FT-FTA	Pct	Off	Def	Tot	Avg	PF	FO	A	TO	Blk	Stl
2018-19	1-1	28	28.0	7-14	.500	4-7	.571	0-0	.000	0	2	2	2.0	2	0	1	2	0	1

YOUR REDHAWKS

2018-19 BASKETBALL NOTES



► Guard
► Sophomore (2) ► 6-0 ► 175
► Taipei, Taiwan
► Songshan H.S.
► Marshalltown CC



OSCAR KAO

2018-19: Notched a season-best eight points and knocked down a pair of 3-pointers vs. Abilene Christian (12/21)...Played two minutes off the bench in his NCAA Division I debut at Saint Louis (11/6)...Dished out four assists and scored six points in 14 minutes vs. Quincy (11/12)...Made 3-of-6 field goals...Saw action in nine games...Averages three points a game.

Marshalltown CC: Spent his freshman season at Marshalltown Community College, where he averaged 13 points a game in 2017-18...Shot 44.3 percent from the field and 39 percent from the 3-point line, earning Second-Team All-Region honors...Shot 11-of-15 from the field, 5-of-7 from 3-point range and scored 29 points in the Tigers dominating win over conference rival Iowa Western.

Prep: Averaged 23.6 points, 4.2 assists and 3.8 steals per game at Songshan High School in 2016-17...Shot 49 percent (103-of-210) from the field and 85 percent (65-of-76) at the free throw line...Was part of two National Champion teams in the Taiwan High School Basketball League and won National League Most Valuable Player honors twice during his prep career...Also led the league in steals during the 2015-16 season.

KAO'S GAME-BY-GAME STATISTICS

2018-19	FG	3P	FT	O/D	REB	F	PTS	A	TO	B	S	M
at Saint Louis	0-1	0-0	0-0	0/0	0	1	0	0	0	0	0	2
at Bradley	DNP	-	-	-	-	-	-	-	-	-	-	-
Quincy	3-6	0-2	0-0	1/0	1	2	6	4	0	0	0	14
vs. Jacksonville	DNP	-	-	-	-	-	-	-	-	-	-	-
vs. UT Chattanooga	1-1	0-0	0-0	0/0	0	0	2	0	1	0	0	3
at South Alabama	1-2	0-0	0-0	0/0	0	0	3	0	0	0	0	3
Missouri S&T	0-1	0-1	0-0	0/0	0	0	0	0	1	0	0	3
Western Illinois	DNP	-	-	-	-	-	-	-	-	-	-	-
at Miss. Valley St.	0-0	0-0	0-0	0/0	0	0	0	0	0	0	0	1
Southern Illinois	DNP	-	-	-	-	-	-	-	-	-	-	-
at The Citadel	DNP	-	-	-	-	-	-	-	-	-	-	-
at Florida State	1-1	1-1	0-0	0/0	0	0	3	1	0	0	0	3
Abilene Christian	2-4	2-3	2-2	0/3	3	2	8	0	0	0	0	12
at SIU Edwardsville	2-2	1-1	0-0	0/0	0	0	5	0	0	0	0	4
UT Martin												
Austin Peay												
Murray State												
at Morehead State												
at Eastern Kentucky												
SIU Edwardsville												
Eastern Illinois												
at Belmont												
at Tennessee State												
Tennessee Tech												
Jacksonville State												
at UT Martin												
at Eastern Illinois												
at Austin Peay												
at Murray State												
Tennessee State												
Belmont												

* - Game Started

2018-19 SEASON/CAREER HIGHS

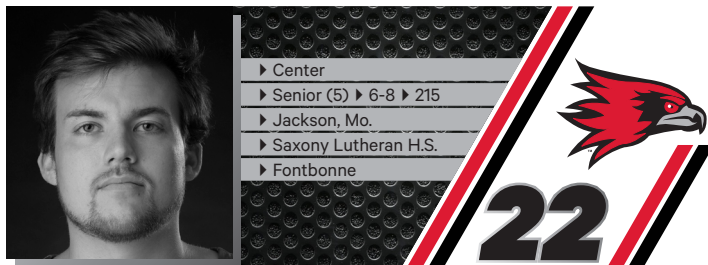
Points	8	vs. Abilene Christian (12/21/18)
Total Rebounds	3	vs. Abilene Christian (12/21/18)
Offensive	1	vs. Quincy (11/12/18)
Defensive	3	vs. Abilene Christian (12/21/18)
FG Made	3	vs. Quincy (11/12/18)
FG Attempted.....	6	vs. Quincy (11/12/18)
3-Point FG Made.....	2	vs. Abilene Christian (12/21/18)
3-Point FG Attempted.....	3	vs. Abilene Christian (12/21/18)
FT Made.....	2	vs. Abilene Christian (12/21/18)
FT Attempted.....	2	vs. Abilene Christian (12/21/18)
Assists	4	vs. Quincy (11/12/18)
Blocks.....	-	-
Steals.....	-	-
Minutes	14	vs. Quincy (11/12/18)

CAREER STATISTICS AT SOUTHEAST MISSOURI

Overall																			
Season	G-GS	Min	Avg	FG-FGA	Pct	3FG-3FGA	Pct	FT-FTA	Pct	Off	Def	Tot	Avg	PF	FO	A	TO	Blk	Stl
2018-19	9-0	45	5.0	10-18	.556	5-10	.500	2-2	1.000	1	3	4	0.4	5	0	5	2	0	27
Ohio Valley Conference Games Only																			
Season	G-GS	Min	Avg	FG-FGA	Pct	3FG-3FGA	Pct	FT-FTA	Pct	Off	Def	Tot	Avg	PF	FO	A	TO	Blk	Stl
2018-19	1-0	4	4.0	2-2	1.000	1-1	1.000	0-0	.000	0	0	0	0.0	0	0	0	0	0	5

YOUR REDHAWKS

2018-19 BASKETBALL NOTES



JACK LAKE

Fontbonne University: Played two seasons at NCAA Division III member Fontbonne University...Averaged 5.5 points and 2.5 rebounds in four games and three starts in 2017-18...Led the Griffins in scoring (12.3 ppg) and rebounding (5.4 rpg) in 24 games and 11 starts during the 2016-17 campaign...Was the team's top shooter with a .575 (127-of-221) field goal percentage...Led the team with 30 blocks and averaged 21.5 minutes per contest.

Prep: Attended Saxony Lutheran High School in nearby Jackson, Missouri...Two-time Missouri Class 3 District 2 All-District honoree...Named to the 2014 Southeast Missouri All-Region Team...Team captain...MVP of the 2013 Crystal City "Rolla Duke Herbert" Tournament...Tied for the most points scored in the 2013 Bloomfield Christmas Tournament with 94 in four games...Named to the All-Tournament Team at the 2013 Chester Invitational Tournament...Set single-season school records for points, rebounds and blocks in 2013-14...Selected to play in the 2014 BA Sports Class 3, 4 and 5 All-Star Game...One of two players in Missouri (as recorded by Maxpreps) to get over 500 points, 300 rebounds and 100 blocks in a season...Averaged a double-double 21.7 points and 13 rebounds as a senior...Posted three triple-doubles...Finished his prep career with 965 points, 584 rebounds, 294 blocks and a .500 field goal percentage (396-of-798) in 71 games.

LAKE'S GAME-BY-GAME STATISTICS

2018-19	FG	3P	FT	O/D	REB	E	PTS	A	TO	B	S	M
at Saint Louis	DNP	-	-	-	-	-	-	-	-	-	-	-
at Bradley	DNP	-	-	-	-	-	-	-	-	-	-	-
Quincy	DNP	-	-	-	-	-	-	-	-	-	-	-
vs. Jacksonville	DNP	-	-	-	-	-	-	-	-	-	-	-
vs. UT Chattanooga	DNP	-	-	-	-	-	-	-	-	-	-	-
at South Alabama	DNP	-	-	-	-	-	-	-	-	-	-	-
Missouri S&T	DNP	-	-	-	-	-	-	-	-	-	-	-
Western Illinois	DNP	-	-	-	-	-	-	-	-	-	-	-
at Miss. Valley St.	DNP	-	-	-	-	-	-	-	-	-	-	-
Southern Illinois	DNP	-	-	-	-	-	-	-	-	-	-	-
at The Citadel	DNP	-	-	-	-	-	-	-	-	-	-	-
at Florida State	DNP	-	-	-	-	-	-	-	-	-	-	-
Abilene Christian	DNP	-	-	-	-	-	-	-	-	-	-	-
at SIU Edwardsville	DNP	-	-	-	-	-	-	-	-	-	-	-
UT Martin												
Austin Peay												
Murray State												
at Morehead State												
at Eastern Kentucky												
SIU Edwardsville												
Eastern Illinois												
at Belmont												
at Tennessee State												
Tennessee Tech												
Jacksonville State												
at UT Martin												
at Eastern Illinois												
at Austin Peay												
at Murray State												
Tennessee State												
Belmont												

* - Game Started

2018-19 SEASON CAREER HIGHS


Points	-
Total Rebounds	-
Offensive	-
Defensive	-
FG Made	-
FG Attempted	-
3-Point FG Made	-
3-Point FG Attempted	-
FT Made	-
FT Attempted	-
Assists	-
Blocks	-
Steals	-
Minutes	-

CAREER STATISTICS AT SOUTHEAST MISSOURI

Season	G-GS	Min	Avg	FG-FGA	Pct	3FG-3FGA	Pct	FT-FTA	Pct	Off	Def	Tot	Avg	PF	FO	A	TO	Blk	Stl	Pts	Avg
2018-19																					
Overall																					
Ohio Valley Conference Games Only																					
Season	G-GS	Min	Avg	FG-FGA	Pct	3FG-3FGA	Pct	FT-FTA	Pct	Off	Def	Tot	Avg	PF	FO	A	TO	Blk	Stl	Pts	Avg
2018-19																					

YOUR REDHAWKS

2018-19 BASKETBALL NOTES



► Center
► Senior (4) ► 6-10 ► 223
► Hengelo, Netherlands
► Montessori College Twente
► Mineral Area College



42

MARK LAROS

2018-19: Averages 5.4 points and 3.6 rebounds a game through 14 appearances off the bench...Ranks first on the team in field goal percentage (.620)...Scored 13 points on 6-of-8 field goals vs. Quincy (11/12)... Played 21 minutes off the bench against the Hawks...Followed that up with 11 points and eight rebounds vs. Jacksonville (11/16)...Finished with a season-high nine rebounds at South Alabama (11/19)...Pitched in a career-high 14 points at SIU Edwardsville (1/3).

LAROS' GAME-BY-GAME STATISTICS

2018-19	FG	3P	FT	O/D	REB	F	PTS	A	TO	B	S	M
at Saint Louis	1-3	0-0	0-0	0/0	0	1	2	0	0	0	0	12
at Bradley	1-3	0-1	0-0	1/1	2	3	2	0	0	0	1	11
Quincy	6-8	0-0	1-2	1/2	3	3	13	1	1	0	0	21
vs. Jacksonville	4-5	0-0	3-4	3/5	8	2	11	0	1	0	1	19
vs. UT Chattanooga	1-3	0-1	0-0	1/2	3	0	2	0	1	0	0	14
at South Alabama	2-3	0-0	3-5	5/4	9	2	7	0	2	0	0	13
Missouri S&T	2-2	0-0	0-0	3/2	5	1	4	0	4	0	0	22
Western Illinois	1-2	1-1	0-0	0/1	1	0	3	0	0	0	1	13
at Miss. Valley St.	1-3	0-0	0-0	2/0	2	1	2	0	0	1	0	10
Southern Illinois	1-1	1-1	0-0	1/4	5	1	3	2	1	0	0	17
at The Citadel	3-4	0-0	1-2	0/5	5	3	7	1	0	2	0	19
at Florida State	0-2	0-1	0-2	1/1	2	2	0	0	0	0	0	10
Abilene Christian	3-5	0-1	0-0	0/3	3	2	6	0	2	1	0	16
at SIU Edwardsville	5-6	1-1	3-4	1/1	2	3	14	0	3	0	0	16
UT Martin												
Austin Peay												
Murray State												
at Morehead State												
at Eastern Kentucky												
SIU Edwardsville												
Eastern Illinois												
at Belmont												
at Tennessee State												
Tennessee Tech												
Jacksonville State												
at UT Martin												
at Eastern Illinois												
at Austin Peay												
at Murray State												
Tennessee State												
Belmont												

* - Game Started

2018-19 SEASON HIGHS

Points.....	14	at SIU Edwardsville (1/3/19)
Total Rebounds.....	9	at South Alabama (11/19/18)
Offensive.....	5	at South Alabama (11/19/18)
Defensive.....	5	at The Citadel (12/15/18)
FG Made.....	6	vs. Quincy (11/12/18)
FG Attempted.....	8	vs. Quincy (11/12/18)
3-Point FG Made.....	1	2x, last at SIU Edwardsville (1/3/19)
3-Point FG Attempted.....	1	6x, last at SIU Edwardsville (1/3/19)
FT Made.....	3	3x, last at SIU Edwardsville (1/3/19)
FT Attempted.....	5	at South Alabama (11/19/18)
Assists.....	2	vs. Southern Illinois (12/8/18)
Blocks.....	2	at The Citadel (12/15/18)
Steals.....	1	3x, last vs. Western Illinois (12/1/18)
Minutes.....	22	vs. Missouri S&T (11/27/18)

CAREER HIGHS


Points.....	14	at SIU Edwardsville (1/3/19)
Total Rebounds.....	9	2x, last at South Alabama (11/19/18)
Offensive.....	5	at South Alabama (11/19/18)
Defensive.....	5	4x, last at The Citadel (12/15/18)
FG Made.....	6	vs. Quincy (11/12/18)
FG Attempted.....	9	vs. Cal State Northridge (11/21/17)
3-Point FG Made.....	1	2x, last at SIU Edwardsville (1/3/19)
3-Point FG Attempted.....	1	8x, last at SIU Edwardsville (1/3/19)
FT Made.....	3	3x, last at SIU Edwardsville (1/3/19)
FT Attempted.....	5	at South Alabama (11/19/18)
Assists.....	2	3x, last vs. Southern Illinois (12/8/18)
Blocks.....	2	2x, last at The Citadel (12/15/18)
Steals.....	2	at Tennessee Tech (1/25/18)
Minutes.....	33	vs. Morehead State (1/11/18)

CAREER STATISTICS AT SOUTHEAST MISSOURI

Overall																		
Season	G-GS	Min	Avg	FG-FGA	Pct	3FG-3FGA	Pct	FT-FTA	Pct	Off	Def	Tot	Avg	PF	FO	A	TO	Blk
2017-18	27-7	405	15.0	48-76	.632	0-4	.000	7-15	.467	40	54	94	3.5	36	0	9	28	11
2018-19	14-0	213	15.2	31-50	.620	3-7	.429	11-19	.579	19	31	50	3.6	24	0	4	15	4
Total	41-7	618	15.1	79-126	.627	3-11	.273	18-34	.529	59	85	144	3.5	60	0	13	43	15
Ohio Valley Conference Games Only																		
Season	G-GS	Min	Avg	FG-FGA	Pct	3FG-3FGA	Pct	FT-FTA	Pct	Off	Def	Tot	Avg	PF	FO	A	TO	Blk
2017-18	18-2	260	14.4	28-43	.651	0-4	.000	2-7	.286	21	36	57	3.2	25	0	7	18	5
2018-19	1-0	16	16.0	5-6	.833	1-1	1.000	3-4	.750	1	1	2	2.0	3	0	3	0	0
Total	19-2	276	14.5	33-49	.673	1-5	.200	5-11	.455	22	37	59	3.1	28	0	7	21	5

YOUR REDHAWKS

2018-19 BASKETBALL NOTES



► Guard
► Senior (4) ► 6-1 ► 170
► Lexington, Ky.
► Paul Dunbar H.S.
► Spalding University



15

DONNIE LEWIS

2018-19: Played in 11 games off the bench...Had one rebound and a steal vs. Quincy (11/12)...Logged a season-high 15 minutes and scored his first basket of the season at SIU Edwardsville (1/3).

LEWIS' GAME-BY-GAME STATISTICS

2018-19	FG	3P	FT	O/D	REB	E	PTS	A	TO	B	S	M
at Saint Louis	DNP	-	-	-	-	-	-	-	-	-	-	-
at Bradley	0-0	0-0	0-0	0/0	0	2	0	0	0	0	0	5
Quincy	0-0	0-0	0-0	0/1	1	1	0	1	0	0	1	8
vs. Jacksonville	DNP	-	-	-	-	-	-	-	-	-	-	-
vs. UT Chattanooga	0-0	0-0	0-0	0/0	0	0	0	1	0	0	0	3
at South Alabama	0-0	0-0	0-0	0/0	0	0	0	0	0	0	0	3
Missouri S&T	0-0	0-0	0-0	0/0	0	1	0	1	0	0	0	8
Western Illinois	DNP	-	-	-	-	-	-	-	-	-	-	-
at Miss. Valley St.	0-0	0-0	0-0	0/0	0	0	0	0	0	0	0	5
Southern Illinois	0-0	0-0	0-0	0/0	0	0	0	0	0	0	0	1
at The Citadel	0-1	0-1	0-0	0/0	0	0	0	1	1	0	1	8
at Florida State	0-0	0-0	0-0	0/0	0	0	0	1	0	0	0	3
Abilene Christian	0-0	0-0	0-0	0/1	1	3	0	1	2	0	0	5
at SIU Edwardsville	1-1	0-0	0-1	0/0	0	0	2	4	0	0	0	15
UT Martin												
Austin Peay												
Murray State												
at Morehead State												
at Eastern Kentucky												
SIU Edwardsville												
Eastern Illinois												
at Belmont												
at Tennessee State												
Tennessee Tech												
Jacksonville State												
at UT Martin												
at Eastern Illinois												
at Austin Peay												
at Murray State												
Tennessee State												
Belmont												

* - Game Started

2018-19 SEASON HIGHS

Points.....2	at SIU Edwardsville (1/3/19)
Total Rebounds.....1	2x, last vs. Abilene Christian (12/21/18)
Offensive.....-	-
Defensive.....1	2x, last vs. Abilene Christian (12/21/18)
FG Made.....1	at SIU Edwardsville (1/3/19)
FG Attempted.....1	2x, last at SIU Edwardsville (1/3/19)
3-Point FG Made.....-	-
3-Point FG Attempted.....1	at The Citadel (12/15/18)
FT Made.....-	-
FT Attempted.....1	at SIU Edwardsville (1/3/19)
Assists.....4	at SIU Edwardsville (1/3/19)
Blocks.....-	-
Steals.....1	2x, last at The Citadel (12/15/18)
Minutes.....15	at SIU Edwardsville (1/3/19)

CAREER HIGHS


Points.....5	vs. Eastern Illinois (2/15/18)
Total Rebounds.....4	vs. SIU Edwardsville (2/17/18)
Offensive.....1	5x, last at Jacksonville State (1/27/18)
Defensive.....4	vs. SIU Edwardsville (2/17/18)
FG Made.....1	6x, last at SIU Edwardsville (1/3/19)
FG Attempted.....2	3x, last vs. Eastern Illinois (2/15/18)
3-Point FG Made.....1	4x, last vs. Eastern Illinois (2/15/18)
3-Point FG Attempted.....2	2x, last at Morehead State (2/8/18)
FT Made.....2	2x, last vs. Eastern Illinois (2/15/18)
FT Attempted.....4	2x, last vs. UT Martin (2/24/18)
Assists.....4	3x, last at SIU Edwardsville (1/3/19)
Blocks.....-	-
Steals.....2	vs. Hannibal-LaGrange (11/28/17)
Minutes.....25	vs. Morehead State (1/11/18)

CAREER STATISTICS AT SOUTHEAST MISSOURI

Overall																			
Season	G-GS	Min	Avg	FG-FGA	Pct	3FG-3FGA	Pct	FT-FTA	Pct	Off	Def	Tot	Avg	PF	FO	A	TO	Blk	Stl
2017-18	31-2	315	10.2	5-12	.417	4-9	.444	7-15	.467	7	17	24	0.8	37	0	41	14	0	9
2018-19	11-0	64	5.8	1-2	.500	0-1	.000	0-1	.000	0	2	2	0.2	7	0	10	3	0	2
Total	42-2	379	9.0	6-14	.429	4-10	.400	7-16	.438	7	19	26	0.6	44	0	51	17	0	11
Ohio Valley Conference Games Only																			
Season	G-GS	Min	Avg	FG-FGA	Pct	3FG-3FGA	Pct	FT-FTA	Pct	Off	Def	Tot	Avg	PF	FO	A	TO	Blk	Stl
2017-18	18-2	193	10.7	5-11	.455	4-8	.500	6-13	.462	3	14	17	0.9	20	0	31	12	0	5
2018-19	1-0	15	15.0	1-1	1.000	0-0	.000	0-1	.000	0	0	0	0.0	0	0	4	0	0	2
Total	19-2	208	10.9	6-12	.500	4-8	.500	6-14	.429	3	14	17	0.9	20	0	35	12	0	7

YOUR REDHAWKS

2018-19 BASKETBALL NOTES



► Guard
► Freshman (1) ► 6-5 ► 165
► Durham, N.C.
► Voyager Academy



JORDAN LOVE

Prep: Attended Voyager Academy in Durham, North Carolina...Averaged 20 points, 4.3 rebounds and two steals per game in 2017-18...Was the North Central Athletic Conference Basketball Player of the Year and claimed North Carolina Basketball Coaches Association All-District 6 honors... Named Voyager Academy's Most Valuable Player and finished his career with 1,000 points...Averaged 16 points, 2.3 assists, 4.6 rebounds and 1.6 steals en route to First-Team All-Conference and All-District accolades in 2016-17.

LOVE'S GAME-BY-GAME STATISTICS

2018-19	FG	3P	FT	O/D	REB	F	PTS	A	TO	B	S	M
at Saint Louis	DNP	-	-	-	-	-	-	-	-	-	-	-
at Bradley	DNP	-	-	-	-	-	-	-	-	-	-	-
Quincy	DNP	-	-	-	-	-	-	-	-	-	-	-
vs. Jacksonville	DNP	-	-	-	-	-	-	-	-	-	-	-
vs. UT Chattanooga	DNP	-	-	-	-	-	-	-	-	-	-	-
at South Alabama	DNP	-	-	-	-	-	-	-	-	-	-	-
Missouri S&T	DNP	-	-	-	-	-	-	-	-	-	-	-
Western Illinois	DNP	-	-	-	-	-	-	-	-	-	-	-
at Miss. Valley St.	DNP	-	-	-	-	-	-	-	-	-	-	-
Southern Illinois	DNP	-	-	-	-	-	-	-	-	-	-	-
at The Citadel	DNP	-	-	-	-	-	-	-	-	-	-	-
at Florida State	DNP	-	-	-	-	-	-	-	-	-	-	-
Abilene Christian	DNP	-	-	-	-	-	-	-	-	-	-	-
at SIU Edwardsville	DNP	-	-	-	-	-	-	-	-	-	-	-
UT Martin												
Austin Peay												
Murray State												
at Morehead State												
at Eastern Kentucky												
SIU Edwardsville												
Eastern Illinois												
at Belmont												
at Tennessee State												
Tennessee Tech												
Jacksonville State												
at UT Martin												
at Eastern Illinois												
at Austin Peay												
at Murray State												
Tennessee State												
Belmont												

* - Game Started

2018-19 SEASON/CAREER HIGHS


Points	-
Total Rebounds	-
Offensive	-
Defensive	-
FG Made	-
FG Attempted.....	-
3-Point FG Made.....	-
3-Point FG Attempted.....	-
FT Made.....	-
FT Attempted.....	-
Assists	-
Blocks.....	-
Steals.....	-
Minutes	-

CAREER STATISTICS AT SOUTHEAST MISSOURI

Season	G-GS	Min	Avg	FG-FGA	Pct	3FG-3FGA	Pct	FT-FTA	Pct	Off	Def	Tot	Avg	PE	FO	A	TO	Blk	Stl	Pts	Avg
2018-19																					
Overall																					
Ohio Valley Conference Games Only																					
2018-19																					

YOUR REDHAWKS

2018-19 BASKETBALL NOTES



► Forward
► Freshman (1) ► 6-7 ► 225
► Gilbert, Ariz.
► Putnam Science Academy



30

GABE MCGLOTHAN

2018-19: Stands third on the team with 4.9 rebounds per game and is averaging 5.4 points...Leads the team with 11 blocks, including a career-best four at Mississippi Valley State (12/4)...Scored double figures for the first time in his career with 11 points in that game...Made a nice NCAA Division I debut when he scored seven points and pulled down six rebounds in 26 minutes off the bench at Saint Louis (11/6)...Shot 3-of-5 from the field, knocked down a 3-pointer and dished out two assists in that game...Made 3-of-4 free throws in 16 minutes at Bradley (11/10)...Narrowly missed a double-double with nine points and nine rebounds vs. Missouri S&T (11/27).

Prep: Played 42 games and scored double figures eight times at Putnam Science Academy in Connecticut, the 2017-18 National Prep Champion... Prior to attending Putnam Science Academy, he played three varsity seasons at Basha High School in Chandler, Arizona...Averaged 14.2 points and 9.4 rebounds per game while helping lead the Bears to a 6A State Championship in 2016-17...Was the large class (6A) Player of the Year as Basha went 31-1 that season...Averaged 11.1 points and 8.2 rebounds per contest as a junior.

MCGLOTHAN'S GAME-BY-GAME STATISTICS

2018-19	FG	3P	FT	O/D	REB	F	PTS	A	TO	B	S	M
at Saint Louis	3-5	1-2	0-0	0/6	6	3	7	2	0	0	0	26
at Bradley	0-1	0-1	3-4	0/3	3	4	3	1	1	1	1	16
Quincy	1-2	0-1	0-0	0/2	2	3	2	1	1	0	0	15
vs. Jacksonville	1-4	0-3	1-2	1/5	6	1	3	0	0	1	0	23
vs. UT Chattanooga	1-6	0-1	1-2	1/2	3	4	3	0	2	0	0	13
at South Alabama	3-9	1-4	0-0	3/2	5	3	7	2	0	1	0	23
Missouri S&T	4-11	1-4	0-0	3/6	9	1	9	1	3	1	2	27
Western Illinois	2-5	1-2	2-2	3/4	7	3	7	1	1	0	1	20
at Miss. Valley St.	5-9	0-1	1-2	4/4	8	4	11	3	0	4	1	27
Southern Illinois	3-6	1-3	0-1	1/1	2	3	7	0	0	0	0	17
at The Citadel	3-6	0-1	0-0	2/4	6	3	6	0	0	2	0	16
at Florida State	3-5	1-2	0-0	1/2	3	3	7	0	0	0	1	16
Abilene Christian	0-2	0-0	0-2	1/4	5	4	0	1	1	1	1	18
at SIU Edwardsville	2-5	0-1	0-0	3/1	4	3	4	1	4	0	1	12
UT Martin												
Austin Peay												
Murray State												
at Morehead State												
at Eastern Kentucky												
SIU Edwardsville												
Eastern Illinois												
at Belmont												
at Tennessee State												
Tennessee Tech												
Jacksonville State												
at UT Martin												
at Eastern Illinois												
at Austin Peay												
at Murray State												
Tennessee State												
Belmont												

* - Game Started

2018-19 SEASON/CAREER HIGHS

Points	11	at Mississippi Valley State (12/4/18)
Total Rebounds	9	vs. Missouri S&T (11/27/18)
Offensive	4	at Mississippi Valley State (12/4/18)
Defensive	6	2x, last vs. Missouri S&T (11/27/18)
FG Made	5	at Mississippi Valley State (12/4/18)
FG Attempted	11	vs. Missouri S&T (11/27/18)
3-Point FG Made	1	6x, last at Florida State (12/17/18)
3-Point FG Attempted	4	2x, last vs. Missouri S&T (11/27/18)
FT Made	3	at Bradley (11/10/18)
FT Attempted	4	at Bradley (11/10/18)
Assists	3	at Mississippi Valley State (12/4/18)
Blocks	4	at Mississippi Valley State (12/4/18)
Steals	2	vs. Missouri S&T (11/27/18)
Minutes	27	2x, last at Mississippi Valley State (12/4/18)

CAREER STATISTICS AT SOUTHEAST MISSOURI

Overall																			
Season	G-GS	Min	Avg	FG-FGA	Pct	3FG-3FGA	Pct	FT-FTA	Pct	Off	Def	Tot	Avg	PF	FO	A	TO	Blk	Stl
2018-19	14-0	269	19.2	31-76	.408	6-27	.222	8-15	.533	23	46	69	4.9	42	0	13	13	11	8
Ohio Valley Conference Games Only																			
Season	G-GS	Min	Avg	FG-FGA	Pct	3FG-3FGA	Pct	FT-FTA	Pct	Off	Def	Tot	Avg	PF	FO	A	TO	Blk	Stl
2018-19	1-0	12	12.0	2-5	.400	0-1	.000	0-0	.000	3	1	4	4.0	3	0	1	4	0	1

YOUR REDHAWKS

2018-19 BASKETBALL NOTES



NYGAL RUSSELL

2018-19: Finished with 10 points in his first double-digit scoring game at Southeast Missouri vs. Quincy (11/12)...Made a near-perfect 3-of-4 field goals to go along with 3-of-3 free throws...Played 12 minutes, had two assists and one rebound in first NCAA Division I game at Saint Louis (11/6)...Pitched in seven points and had four rebounds off the bench at Bradley (11/10)...Pulled down a season-high seven rebounds at Mississippi Valley State (12/4)...Averaged 4.4 points and 3.3 rebounds per game...Scored two points in 17 minutes during his first career start vs. Southern Illinois (12/8)...Finished with eight points and five rebounds at The Citadel (12/15)...Dropped in 11 points in his first career Ohio Valley Conference start at SIU Edwardsville (1/3).

Prep: Averaged 11 points, five rebounds, three assists and 2.4 steals per game at ASPIRE Basketball Academy in Louisville, Kentucky...Prior to that, he spent his senior year at Chris Walker Academy in Houston, Texas...There, he averaged 12 points, five rebounds, four assists and two steals en route to All-Region honors...Attended Seven Lakes High School in Katy, Texas as a junior...Averaged 18 points, 11 rebounds, two assists and two steals for the Spartans.

RUSSELL'S GAME-BY-GAME STATISTICS

2018-19	FG	3P	FT	O/D	REB	E	PTS	A	TO	B	S	M
at Saint Louis	0-3	0-0	0-0	0/1	1	5	0	2	1	0	0	12
at Bradley	2-6	1-2	2-2	1/3	4	2	7	1	2	0	0	21
Quincy	3-4	1-2	3-3	0/1	1	0	10	2	0	0	0	15
vs. Jacksonville	2-5	1-2	0-0	0/3	3	0	5	1	1	0	0	14
vs. UT Chattanooga	1-3	0-2	0-0	0/5	5	1	2	0	2	0	0	17
at South Alabama	2-5	0-1	0-2	0/5	5	2	4	2	1	0	1	16
Missouri S&T	3-4	0-0	1-4	0/3	3	3	7	1	0	0	2	13
Western Illinois	2-4	0-2	0-0	0/2	2	2	4	2	1	0	1	19
at Miss. Valley St.	1-5	0-0	0-0	3/4	7	4	2	1	2	0	1	17
Southern Illinois*	1-6	0-3	0-0	0/2	2	0	2	1	1	0	0	17
at The Citadel	3-6	2-3	0-1	2/3	5	0	8	2	0	0	0	18
at Florida State	0-3	0-2	0-0	0/3	3	0	0	0	3	0	0	13
Abilene Christian	0-0	0-0	0-0	0/1	1	3	0	1	2	0	0	10
at SIU Edwardsville*	4-6	3-5	0-0	2/2	4	4	11	2	1	1	0	18
UT Martin												
Austin Peay												
Murray State												
at Morehead State												
at Eastern Kentucky												
SIU Edwardsville												
Eastern Illinois												
at Belmont												
at Tennessee State												
Tennessee Tech												
Jacksonville State												
at UT Martin												
at Eastern Illinois												
at Austin Peay												
at Murray State												
Tennessee State												
Belmont												

* - Game Started

2018-19 SEASON/CAREER HIGHS


Points	11	at SIU Edwardsville (1/3/19)
Total Rebounds	7	at Mississippi Valley State (12/4/18)
Offensive	3	at Mississippi Valley State (12/4/18)
Defensive	5	2x, last at South Alabama (11/19/18)
FG Made	4	at SIU Edwardsville (1/3/19)
FG Attempted.....	6	4x, last at SIU Edwardsville (1/3/19)
3-Point FG Made.....	3	at SIU Edwardsville (1/3/19)
3-Point FG Attempted.....	5	at SIU Edwardsville (1/3/19)
FT Made.....	3	vs. Quincy (11/12/18)
FT Attempted.....	4	vs. Missouri S&T (11/27/18)
Assists	2	6x, last at SIU Edwardsville (1/3/19)
Blocks.....	1	at SIU Edwardsville (1/3/19)
Steals.....	2	vs. Missouri S&T (11/27/18)
Minutes	21	at Bradley (11/10/18)

CAREER STATISTICS AT SOUTHEAST MISSOURI


Overall																			
Season	G-GS	Min	Avg	FG-FGA	Pct	3FG-3FGA	Pct	FT-FTA	Pct	Off	Def	Tot	Avg	PF	FO	A	TO	Blk	Stl
2018-19	14-2	220	15.7	24-60	.400	8-24	.333	6-12	.500	8	38	46	3.3	26	1	18	17	1	5
Ohio Valley Conference Games Only																			
Season	G-GS	Min	Avg	FG-FGA	Pct	3FG-3FGA	Pct	FT-FTA	Pct	Off	Def	Tot	Avg	PF	FO	A	TO	Blk	Stl
2018-19	1-1	18	18.0	4-6	.667	3-5	.600	0-0	.000	2	2	4	4.0	4	0	2	1	1	0

YOUR REDHAWKS

2018-19 BASKETBALL NOTES



► Forward
► Freshman(1) ► 6-8 ► 200
► Richmond, Texas
► Combine Academy



23

SAGE TOLBERT

2018-19: Averages six points and leads the team with 6.1 rebounds per contest through 14 starts...Ranks 14th in the Ohio Valley Conference in rebounding and offensive rebounds (2.1 per game)...Finished with 10 or more rebounds three times...Scored 13 points in his first career double-digit scoring game at Bradley (11/10)...Also had eight rebounds and five offensive boards against the Braves...Made his first career NCAA Division I start at Saint Louis (11/6)...Posted seven points, five rebounds and one steal in 23 minutes against the Billikens...Grabbed double-digit rebounds for the first time in his career when he finished with 10 vs. Chattanooga (11/17)...Scored 11 points at South Alabama (11/19)...Posted the first double-double of his career with 11 points and 10 rebounds vs. Western Illinois (12/1)...Finished with 11 rebounds at Mississippi Valley State (12/4).

Prep: Spent the 2017-18 season at Combine Academy in Charlotte, North Carolina...Was Combine Academy's top scorer and rebounder with 15.8 points and 8.4 rebounds per game in 38 starts...Also averaged 1.7 blocks...First-Team All-District selection at Fort Bend Travis High School in Richmond, Texas before he attended Combine Academy...Played two varsity seasons at Fort Bend Travis...Averaged 11.4 points and 7.4 rebounds as a senior in 2016-17...Played 24 games, averaging 6.1 points and 3.5 rebounds the previous year.

TOLBERT'S GAME-BY-GAME STATISTICS

2018-19	FG	3P	FT	O/D	REB	E	PTS	A	TO	B	S	M
at Saint Louis*	3-7	0-0	1-2	4/1	5	4	7	0	2	0	1	23
at Bradley*	5-8	0-0	3-6	5/3	8	4	13	0	3	1	0	28
Quincy*	3-5	0-0	2-2	1/3	4	5	8	1	0	0	1	19
vs. Jacksonville*	2-8	0-1	0-0	3/2	5	3	4	0	2	1	0	20
vs. UT Chattanooga*	3-6	0-0	1-1	3/7	10	5	7	0	5	1	2	26
at South Alabama*	4-6	0-1	3-4	2/2	4	3	11	1	2	0	0	22
Missouri S&T*	1-2	0-0	1-2	2/3	5	1	3	0	4	0	1	16
Western Illinois*	4-8	1-2	2-3	3/7	10	3	11	0	1	1	0	26
at Miss. Valley St.*	1-4	0-0	0-2	1/10	11	2	2	1	4	1	1	18
Southern Illinois*	2-5	0-0	1-3	3/0	3	4	5	1	3	0	0	20
at The Citadel*	1-4	0-0	0-2	1/6	7	1	2	1	1	0	0	16
at Florida State*	1-3	0-0	1-5	0/5	5	4	3	0	1	1	1	26
Abilene Christian*	2-5	0-0	1-2	0/4	4	5	5	0	3	1	1	22
at SIU Edwardsville*	1-4	0-0	1-2	2/3	5	2	3	0	3	1	1	23

UT Martin
Austin Peay
Murray State
at Morehead State
at Eastern Kentucky
SIU Edwardsville
Eastern Illinois
at Belmont
at Tennessee State
Tennessee Tech
Jacksonville State
at UT Martin
at Eastern Illinois
at Austin Peay
at Murray State
Tennessee State
Belmont

* - Game Started

2018-19 SEASON/CAREER HIGHS


Points	13	at Bradley (11/10/18)
Total Rebounds	11	at Mississippi Valley State (12/4/18)
Offensive	5	at Bradley (11/10/18)
Defensive	10	at Mississippi Valley State (12/4/18)
FG Made	5	at Bradley (11/10/18)
FG Attempted	8	2x, last vs. Western Illinois (12/1/18)
3-Point FG Made	1	vs. Western Illinois (12/1/18)
3-Point FG Attempted	2	vs. Western Illinois (12/1/18)
FT Made	3	2x, last at South Alabama (11/19/18)
FT Attempted	6	at Bradley (11/10/18)
Assists	1	5x, last at The Citadel (12/15/18)
Blocks	1	8x, last at SIU Edwardsville (1/3/19)
Steals	2	vs. Chattanooga (11/17/18)
Minutes	28	at Bradley (11/10/18)

CAREER STATISTICS AT SOUTHEAST MISSOURI

Overall																			
Season	G-GS	Min	Avg	FG-FGA	Pct	3FG-3FGA	Pct	FT-FTA	Pct	Off	Def	Tot	Avg	PF	FO	A	TO	Blk	Stl
2018-19	14-14	305	21.8	33-75	.440	1-4	.250	17-36	.472	30	56	86	6.1	46	3	5	34	8	9
Ohio Valley Conference Games Only																			
Season	G-GS	Min	Avg	FG-FGA	Pct	3FG-3FGA	Pct	FT-FTA	Pct	Off	Def	Tot	Avg	PF	FO	A	TO	Blk	Stl
2018-19	1-1	23	23.0	1-4	.250	0-0	.000	1-2	.500	2	3	5	5.0	2	0	0	3	1	1

YOUR REDHAWKS

2018-19 BASKETBALL NOTES



► Forward
► Senior (4) ► 6-8 ► 200
► Mobile, Ala.
► Gardendale H.S.
► McNeese State



14

QUATARRIUS WILSON

Will sit out the 2018-19 season due to NCAA Division I transfer regulations.

McNeese State: Earned Third-Team All-Southland Conference honors...

Averaged a double-double 10.9 points and 10.2 rebounds per game in 28 starts in 2017-18...Was McNeese State's top rebounder who also ranked third on the team in both blocks (28) and scoring...Shot 51.5 percent (123-of-239) from the field, dished out 39 assists and collected 21 steals...Led the Southland Conference with 14 double-doubles...Was arguably one of the most underrated players in the Southland Conference.

Moberly Area CC: Began his sophomore season as a starter at Moberly Area Community College...Played in 28 games during the 2015-16 and 2016-17 campaigns...Pulled down double-digit rebounds twice with a high of 13 in a 105-59 win over St. John's Academy (12/9/16).

WILSON'S GAME-BY-GAME STATISTICS

2018-19	FG	3P	FT	O/D	REB	E	PTS	A	TO	B	S	M
at Saint Louis	DNP	-	-	-	-	-	-	-	-	-	-	-
at Bradley	DNP	-	-	-	-	-	-	-	-	-	-	-
Quincy	DNP	-	-	-	-	-	-	-	-	-	-	-
vs. Jacksonville	DNP	-	-	-	-	-	-	-	-	-	-	-
vs. UT Chattanooga	DNP	-	-	-	-	-	-	-	-	-	-	-
at South Alabama	DNP	-	-	-	-	-	-	-	-	-	-	-
Missouri S&T	DNP	-	-	-	-	-	-	-	-	-	-	-
Western Illinois	DNP	-	-	-	-	-	-	-	-	-	-	-
at Miss. Valley St.	DNP	-	-	-	-	-	-	-	-	-	-	-
Southern Illinois	DNP	-	-	-	-	-	-	-	-	-	-	-
at The Citadel	DNP	-	-	-	-	-	-	-	-	-	-	-
at Florida State	DNP	-	-	-	-	-	-	-	-	-	-	-
Abilene Christian	DNP	-	-	-	-	-	-	-	-	-	-	-
at SIU Edwardsville	DNP	-	-	-	-	-	-	-	-	-	-	-
UT Martin												
Austin Peay												
Murray State												
at Morehead State												
at Eastern Kentucky												
SIU Edwardsville												
Eastern Illinois												
at Belmont												
at Tennessee State												
Tennessee Tech												
Jacksonville State												
at UT Martin												
at Eastern Illinois												
at Austin Peay												
at Murray State												
Tennessee State												
Belmont												

* - Game Started

2018-19 SEASON/CAREER HIGHS

Points	-
Total Rebounds	-
Offensive	-
Defensive	-
FG Made	-
FG Attempted.....	-
3-Point FG Made.....	-
3-Point FG Attempted.....	-
FT Made.....	-
FT Attempted.....	-
Assists	-
Blocks.....	-
Steals.....	-
Minutes	-

CAREER STATISTICS AT SOUTHEAST MISSOURI

Season	G-GS	Min	Avg	FG-FGA	Pct	3FG-3FGA	Pct	FT-FTA	Pct	Off	Def	Tot	Avg	PF	FO	A	TO	Blk	Stl	Pts	Avg
2018-19																					
Overall																					
Ohio Valley Conference Games Only																					
2018-19																					

YOUR REDHAWKS

2018-19 BASKETBALL NOTES



2018-19 Southeast Missouri Basketball Southeast Missouri Season/Career Statistics (as of Jan 03, 2019) All games



SEASON STATISTICS

CAREER STATISTICS

SUMMARY	gp-gs	min/g	fg%	3fg%	ft%	r/g	a/g	stl	blk	pts/g	gp-gs	min/g	fg%	3fg%	ft%	r/g	a/g	stl	blk	pts/g
BREWER, Ledarius	13-13	28.2	.379	.295	.667	5.4	2.0	12	3	13.5	44-40	29.0	.407	.342	.724	4.3	1.5	41	19	14.2
HOGAN, Skyler	14-13	26.9	.463	.466	.923	3.2	1.1	9	5	13.0	14-13	26.9	.463	.466	.923	3.2	1.1	9	5	13.0
CALDWELL, Alex	13-0	19.3	.462	.383	.810	2.4	2.3	12	4	9.2	13-0	19.3	.462	.383	.810	2.4	2.3	12	4	9.2
GABLE, Isaiah	14-14	21.5	.372	.328	.800	2.9	1.1	5	5	6.4	29-14	16.8	.383	.340	.731	2.4	0.8	5	5	5.3
DALTON, Jonathan	14-14	26.2	.456	.444	.821	2.4	4.1	7	1	6.2	75-45	23.4	.433	.367	.712	1.7	3.6	56	1	4.1
TOLBERT, Sage	14-14	21.8	.440	.250	.472	6.1	0.4	9	8	6.0	14-14	21.8	.440	.250	.472	6.1	0.4	9	8	6.0
MCGLOTHAN, Gabe	14-0	19.2	.408	.222	.533	4.9	0.9	8	11	5.4	14-0	19.2	.408	.222	.533	4.9	0.9	8	11	5.4
LAROS, Mark	14-0	15.2	.620	.429	.579	3.6	0.3	3	4	5.4	41-7	15.1	.627	.273	.529	3.5	0.3	11	15	4.4
RUSSELL, Nygal	14-2	15.7	.400	.333	.500	3.3	1.3	5	1	4.4	14-2	15.7	.400	.333	.500	3.3	1.3	5	1	4.4
CUFFEE, Khalil	7-0	3.1	.563	.462	.250	0.3	0.1	2	0	3.6	7-0	3.1	.563	.462	.250	0.3	0.1	2	0	3.6
KAO, Oscar	9-0	5.0	.556	.500	1.000	0.4	0.6	0	0	3.0	9-0	5.0	.556	.500	1.000	0.4	0.6	0	0	3.0
LEWIS, Donnie	11-0	5.8	.500	.000	.000	0.2	0.9	2	0	0.2	42-2	9.0	.429	.400	.438	0.6	1.2	11	0	0.5

SCORING	fg-fga	fg%	3fg-fga	3fg%	ft-fa	ft%	pts	pts/g	fg-fga	fg%	3fg-fga	3fg%	ft-fa	ft%	pts	pts/g
BREWER, Ledarius	66-174	.379	26-88	.295	18-27	.667	176	13.5	218-536	.407	97-284	.342	92-127	.724	625	14.2
HOGAN, Skyler	68-147	.463	34-73	.466	12-13	.923	182	13.0	68-147	.463	34-73	.466	12-13	.923	182	13.0
CALDWELL, Alex	42-91	.462	18-47	.383	17-21	.810	119	9.2	42-91	.462	18-47	.383	17-21	.810	119	9.2
GABLE, Isaiah	29-78	.372	19-58	.328	12-15	.800	89	6.4	51-133	.383	32-94	.340	19-26	.731	153	5.3
DALTON, Jonathan	26-57	.456	12-27	.444	23-28	.821	87	6.2	97-224	.433	36-98	.367	74-104	.712	304	4.1
TOLBERT, Sage	33-75	.440	1-4	.250	17-36	.472	84	6.0	33-75	.440	1-4	.250	17-36	.472	84	6.0
MCGLOTHAN, Gabe	31-76	.408	6-27	.222	8-15	.533	76	5.4	31-76	.408	6-27	.222	8-15	.533	76	5.4
LAROS, Mark	31-50	.620	3-7	.429	11-19	.579	76	5.4	79-126	.627	3-11	.273	18-34	.529	179	4.4
RUSSELL, Nygal	24-60	.400	8-24	.333	6-12	.500	62	4.4	24-60	.400	8-24	.333	6-12	.500	62	4.4
CUFFEE, Khalil	9-16	.563	6-13	.462	1-4	.250	25	3.6	9-16	.563	6-13	.462	1-4	.250	25	3.6
KAO, Oscar	10-18	.556	5-10	.500	2-2	1.000	27	3.0	10-18	.556	5-10	.500	2-2	1.000	27	3.0
LEWIS, Donnie	1-2	.500	0-1	.000	0-1	.000	2	0.2	6-14	.429	4-10	.400	7-16	.438	23	0.5

TOTALS	o-reb	d-reb	t-reb	pf	fo	ast	to	a/to	o-reb	d-reb	t-reb	pf	fo	ast	to	a/to
BREWER, Ledarius	7	63	70	35	3	26	38	0.7	21	167	188	101	6	66	95	0.7
HOGAN, Skyler	10	35	45	22	0	15	17	0.9	10	35	45	22	0	15	17	0.9
CALDWELL, Alex	8	23	31	25	0	30	14	2.1	8	23	31	25	0	30	14	2.1
GABLE, Isaiah	5	36	41	31	0	16	18	0.9	10	59	69	50	0	22	25	0.9
DALTON, Jonathan	3	31	34	24	0	58	28	2.1	28	100	128	119	1	267	122	2.2
TOLBERT, Sage	30	56	86	46	3	5	34	0.1	30	56	86	46	3	5	34	0.1
MCGLOTHAN, Gabe	23	46	69	42	0	13	13	1.0	23	46	69	42	0	13	13	1.0
LAROS, Mark	19	31	50	24	0	4	15	0.3	59	85	144	60	0	13	43	0.3
RUSSELL, Nygal	8	38	46	26	1	18	17	1.1	8	38	46	26	1	18	17	1.1
CUFFEE, Khalil	0	2	2	4	0	1	3	0.3	0	2	2	4	0	1	3	0.3
KAO, Oscar	1	3	4	5	0	5	2	2.5	1	3	4	5	0	5	2	2.5
LEWIS, Donnie	0	2	2	7	0	10	3	3.3	7	19	26	44	0	51	17	3.0

YOUR REDHAWKS

2018-19 BASKETBALL NOTES

GAME 1

SAINT LOUIS 75, SOUTHEAST MISSOURI 65

November 6, 2018 • Chaifetz Arena • St. Louis, Mo.

Southeast Missouri 65 • 0-1

#	Player	Total		3-Ptr		Rebounds		PF	TP	A	To	Bk	Stl	Min
		FG-FG	FT-FT	FG-FG	FT-FT	Off	Def							
13	GABLE, Isaiah	f	2-6	2-5	0-0	0	1	1	3	6	1	1	1	20
23	TOLBERT, Sage	f	3-7	0-0	1-2	4	1	5	4	7	0	2	0	23
03	HOGAN, Skyler	g	2-4	0-0	0-0	0	4	4	2	4	0	4	0	1
05	DALTON, Jonathan	g	3-5	1-1	0-0	1	1	2	0	7	3	4	0	28
25	BREWER, Ledarrus	g	7-17	2-7	2-2	0	7	7	5	18	2	3	0	33
00	CALDWELL, Alex	g	4-7	1-2	5-6	2	2	4	14	4	1	0	0	19
04	KAO, Oscar	g	0-1	0-0	0-0	0	0	0	1	0	0	0	0	2
11	RUSSELL, Nygal	g	0-3	0-0	0-0	0	1	1	5	0	2	1	0	12
20	MCGLOTHAN, Gabe	g	3-5	1-2	0-0	0	6	6	3	7	2	0	0	26
42	LAROS, Mark	g	1-3	0-0	0-0	0	0	0	1	2	0	0	0	12
Team						1	2	3						
Totals			25-58	7-17	8-10	6	25	31	28	65	14	16	1	202
FG % 1st Half: 9-29		31.0%	2nd half: 16-29	55.2%	Game: 25-58		43.1%	Deadball						
3FG % 1st Half: 4-9		44.4%	2nd half: 3-8	37.5%	Game: 7-17		41.2%	Rebounds						
FT % 1st Half: 2-2		100.0	2nd half: 6-8	75.0%	Game: 8-10		80.0%	1						

Saint Louis 75 • 1-0

#	Player	FG-FG%	3-3P%	FT-FTA	Reb	Def	PF	TP	A	To	Bk	Stl	Min	
05	Carte'Are Gordon	f	1-2	0-0	0-0	0	2	2	4	2	3	1	15	
11	Hasahn French	f	1-1	0-0	0-0	2	10	12	2	2	4	0	34	
00	Jordan Goodwin	g	3-8	0-2	5-9	2	4	6	5	11	2	5	27	
02	Tramaine Isabell Jr.	g	6-13	0-6	6-11	0	3	3	0	18	1	4	30	
03	Javon Bess	g	6-11	2-6	4-6	0	5	5	2	18	3	1	35	
01	D.J. Foreman	g	5-6	0-0	2-3	3	0	3	2	12	1	0	23	
04	Dion Wiley	g	3-9	2-8	1-2	0	1	1	0	9	1	1	27	
15	Demarius Jacobs	g	0-0	0-0	1-2	0	1	1	0	1	1	0	3	
20	Fred Thatch Jr.	g	1-4	0-3	0-0	1	1	2	0	2	1	0	6	
Team														
Totals		26-54		4-25		19-33		11		28		39		
FG % 1st Half: 16-32		50.0%		2nd half: 10-22		45.5%		Game: 26-54		48.1%		Deadball		
3FG % 1st Half: 3-16		18.8%		2nd half: 1-9		11.1%		Game: 4-25		16.0%		Rebounds		
FT % 1st Half: 5-6		83.3%		2nd half: 14-27		51.9%		Game: 19-33		57.6%		6		

Officials: Rick Crawford, Eric Anderson, Ed Crenshaw
Technical fouls: Southeast Missouri-None. Saint Louis-None.
Attendance: 6028

Score by periods	1st	2nd	Total
Southeast Missouri	24	41	65
Saint Louis	40	35	75

Points	In	Off	2nd	Fast
SEMO	26	12	4	18
SU	34	23	23	17

GAME 2

BRADLEY 68, SOUTHEAST MISSOURI 57

November 10, 2018 • Carver Arena • Peoria, Ill.

SE Missouri State 57 • 0-2

#	Player	Total		3-Ptr		Rebounds		PF	TP	A	To	Bk	Stl	Min
		FG-FGA	FT-FTA	FG-FGA	FT-FTA	Off	Def							
13	GABLE, Isaiah	f	0-4	0-2	0-2	1	3	4	3	0	2	0	0	16
23	TOLBERT, Sage	f	5-8	0-0	3-6	5	3	8	4	13	0	3	1	28
03	HOGAN, Skyler	g	2-10	1-6	1-1	1	3	4	3	6	0	1	0	28
05	DALTON, Jonathan	g	2-3	1-2	4-4	0	1	1	3	9	3	2	0	24
25	BREWER, Ledarrus	g	3-15	1-8	4-6	1	7	8	2	11	3	2	0	33
00	CALDWELL, Alex	g	3-7	0-1	0-0	1	2	3	2	6	1	2	0	18
11	RUSSELL, Nygal	g	2-6	1-2	2-2	1	3	4	2	7	1	2	0	21
15	LEWIS, Donnie	g	0-0	0-0	0-0	0	0	0	2	0	0	0	0	5
20	MCGLOTHAN, Gabe	g	0-1	0-1	3-4	0	3	4	3	1	1	1	1	16
42	LAROS, Mark	g	1-3	0-1	0-0	1	1	2	3	2	0	0	0	11
Team						3	0	3						
Totals			18-57	4-23	17-25	14	26	40	28	57	9	15	2	300
FG % 1st Half: 8-28 28.6% 2nd half: 10-29 34.5% Game: 18-57 31.6% Deadball														
3FG % 1st Half: 2-12 16.7% 2nd half: 2-11 18.2% Game: 4-23 17.4% Rebounds														
FT % 1st Half: 5-8 62.5% 2nd half: 12-17 70.6% Game: 17-25 68.0%														

Bradley 68 • 2-0

#	Player		Total		3-Ptr		Rebounds			PF	TP	A	To	Bk	Stl	Min
			FG	FGA	FG	FGA	FT	FTA	Off							
10	Childs, Elijah	f	3-12	0-2	2-2	2	9	11	3	8	1	3	5	2	35	
12	Bar, Koch	c	2-4	0-0	0-0	1	2	3	4	4	0	3	1	0	13	
05	Brown, Darrell	g	3-9	2-5	7-12	0	1	1	15	6	1	0	3	33		
23	Lautier-Ogunleye, D.	g	4-6	1-2	13-15	2	3	5	2	22	2	2	0	1	31	
25	Kennell, Nate	g	1-6	1-6	0-0	1	3	4	3	2	0	0	0	21		
03	Pittman, Antoine	g	2-4	1-3	0-2	0	4	4	1	5	1	0	0	1	25	
13	van Bree, Luuk	g	3-3	3-3	0-0	0	2	2	3	9	0	0	0	1	17	
22	Henry, Ja'Shon	g	1-4	0-1	0-1	2	1	3	1	2	0	1	0	1	8	
35	Hodgson, Jayden	g	0-1	0-1	0-0	0	0	0	5	0	2	2	0	0	17	
Team						1	3	4								
Totals			19-49	8-23	22-32	9	28	37	23	68	14	13	6	9	200	
FG % 1st Half: 10-29		34.5%	2nd half: 9-20	45.0%	Game: 19-49	38.8%										Deadball
3FG % 1st Half: 4-13		30.8%	2nd half: 4-10	40.0%	Game: 8-23	34.8%										Rebounds
FT % 1st Half: 7-13		53.8%	2nd half: 15-19	78.9%	Game: 22-32	68.8%										

Officials: Rick Crawford, Roland Simmons, Tommy Short
Technical fouls: SE Missouri State-None. Bradley-None.
Attendance: 5181
BU #35 Hodgson fouls out at 2:06

Score by periods	1st	2nd	Total
SE Missouri State	23	34	57
Bradley	31	37	68

Points	In	Off	2nd	Fast
SEMO	24	15	11	10
BRAD	22	17	7	16

GAME 3

SOUTHEAST MISSOURI 102, QUINCY 66

November 12, 2018 • Show Me Center • Cape Girardeau, Mo.

Quincy 66 • 1-1

#	Player		Total		3-Ptr		Rebounds								
			FG-FA	FG-FGA	FT-FTA	Off	Def	Tot	PF	TP	A	To	Bk	Stl	Min
24	Stuckman, Tanner	f	3-5	2-3	0-0	3	1	4	1	8	0	0	0	0	15
33	Hinton, Marcus	f	1-2	0-0	3-3	0	5	5	2	5	0	1	1	0	12
00	Wormack, Jah-Kobe	g	4-12	2-4	4-4	1	1	2	1	14	2	2	1	0	21
02	Briscoe, Ryan	g	1-5	0-3	0-0	0	3	3	1	2	3	1	0	0	21
03	Houston, Demetrius	g	7-17	1-6	0-0	0	1	1	0	15	3	0	0	0	24
01	Downing, Austin	g	0-3	0-2	0-0	1	0	1	3	0	0	2	0	0	14
04	Zurcher, Lucas	g	0-0	0-0	0-0	0	0	0	0	0	1	0	0	0	2
05	Johnson, Marsalis	g	3-4	0-0	0-1	3	2	5	1	6	1	1	0	0	19
10	Dosier, Robby	g	1-4	0-2	3-4	0	1	1	1	5	0	0	0	0	17
12	Parker, Robert	g	0-1	0-1	0-0	0	1	1	3	0	0	3	0	0	10
15	Meny, Trevor	g	1-3	0-0	0-0	0	0	0	0	2	0	1	0	0	6
23	Alexander, DeAndre	g	0-3	0-0	4-6	1	1	0	4	4	1	0	1	0	15
42	Adams, Aziz	g	2-3	0-0	1-2	1	2	3	0	5	0	0	0	0	24
Team						2	1	3							
Totals			23-62	5-21	15-20	12	19	31	14	66	11	12	2	2	200
FG 1st Half: 11-35 31.4% 2nd Half: 12-27 44.4% Game: 23-62 37.1% Deadball															
3FG 1st Half: 2-13 15.4% 2nd Half: 3-8 37.5% Game: 5-21 23.8% Rebounds															
FT 1st Half: 8-9 88.9% 2nd Half: 7-11 63.6% Game: 15-20 75.0% 4															

YOUR REDHAWKS

2018-19 BASKETBALL NOTES

GAME 5

SOUTHEAST MISSOURI 63, CHATTANOOGA 42

November 17, 2018 • Mitchell Center • Mobile, Ala.

Chattanooga 42 • 2-3

#	Player	Total			Rebounds			PF	TP	A	TO	Blk	Stl	Min	
		FG-FGA	3-PTA	FT-FTA	Off	Def	Total								
34	Kevin Easley	3-11	2-7	0-0	0	5	2	8	1	1	0	0	0	32	
33	Thomas Smallwood	1-6	1-3	3-4	1	6	7	1	6	1	1	0	0	24	
01	Jonathan Scott	1-5	0-2	1-2	1	3	4	4	3	0	0	0	0	24	
02	Jerry Johnson, Jr.	5-11	2-7	0-0	2	1	3	12	1	0	0	0	2	34	
05	Donovann Toatley	3-10	0-5	0-0	0	2	2	1	6	2	3	0	1	26	
03	David Jean-Baptiste	0-5	0-4	0-0	0	4	2	0	1	2	0	0	0	20	
04	Maurice Commander	1-7	1-7	0-0	0	3	3	3	1	1	0	1	0	26	
22	Keigan Kerby	0-1	0-1	0-0	0	0	0	0	0	0	0	0	0	2	
25	Justin Brown	1-3	0-0	2-4	3	1	4	0	4	0	1	0	0	12	
Team		1													
Totals		15-59	6-36	6-10	9	25	34	14	42	7	13	0	4	200	
FG % 1st Half: 7-28 25.0% 2nd half: 8-31 25.8% Game: 15-59 25.4%															Deadball
3-PT % 1st Half: 3-16 18.8% 2nd half: 3-15 20.0% Game: 6-25 24.0%															15.0%
FT % 1st Half: 0-0 0.0% 2nd half: 10-18 55.6% Game: 10-22 45.5%															1.1

FG % 1st Half: 7-28 25.0% 2nd half: 8-31 25.8% Game: 15-59 25.4%
 3FG % 1st Half: 3-16 18.8% 2nd half: 3-20 15.0% Game: 6-36 16.7%
 FT % 1st Half: 0-0 0.0% 2nd half: 6-10 60.0% Game: 6-10 60.0%

Deadball
Rebounds
1,1

Southeast Missouri 63 • 3-2

#	Player	Total		3-Ptr	Rebounds		PF	TP	A	TO	Blk	Stl	Min	
		FG-FGA	FG-FGA		Off	Def								
13	GABLE, Isaiah	3-5	0-2	2-2	0	4	4	2	6	1	2	0	24	
23	TOLBERT, Sage	2-6	0-0	1-1	3	7	10	5	7	0	5	1	26	
03	HOGAN, Skyler	6-11	3-3	0-0	1	5	6	0	15	0	1	2	29	
05	DALTON, Jonathan	1-2	1-2	0-0	0	2	2	1	5	3	1	0	23	
25	BREWER, Ledarius	5-11	0-2	1-2	1	6	7	1	11	4	2	0	26	
01	CALDWELL, Alex	3-6	0-2	1-1	0	3	3	2	7	1	0	0	19	
00	CUFFEE, Khalil	1-2	1-2	0-0	0	0	0	0	3	0	0	0	3	
04	KAO, Oscar	1-1	0-0	0-0	0	0	0	0	2	0	1	0	3	
11	RUSSELL, Nygal	1-3	0-2	0-0	0	5	5	1	2	0	2	0	17	
15	LEWIS, Donnie	0-0	0-0	0-0	0	0	0	0	1	0	0	0	3	
30	MCGLOTHAN, Gabe	1-6	0-1	1-2	1	2	3	4	3	0	2	0	13	
42	LAROS, Mark	1-3	0-1	0-0	1	2	3	0	2	0	1	0	14	
Team														
Totals		25-56	5-17	8-10	7	36	43	16	63	10	17	3	5	200

FG % 1st Half:	11-30	36.7%	2nd half:	14-26	53.8%	Game:	25-56	44.6%	Deadball
3FG % 1st Half:	2-10	20.0%	2nd half:	3-7	42.9%	Game:	1-17	29.4%	Rebounds
FT % 1st Half:	2-2	100.0%	2nd half:	6-8	75.0%	Game:	8-10	80.0%	0.2

FG % 1st Half: 11-30 36.7% 2nd half: 14-26 53.8% Game: 25-56 44.6%
 3FG % 1st Half: 2-10 20.0% 2nd half: 3-7 42.9% Game: 5-17 29.4%
 FT % 1st Half: 2-2 100.0% 2nd half: 6-8 75.0% Game: 8-10 80.0%

Deadball
Rebounds
0,2

Officials: Nathan Bemis, Keith Patterson, Kevin Raher
 Technical fouls: Chattanooga-Kevin Easley, Southeast Missouri-None.
 Attendance:
 Game 3 of the Goldie and Herman Ungar Classic

Score by periods	1st	2nd	Total
Chattanooga	17	25	42
Southeast Missouri	26	37	63

Points	In	Off	2nd	Fast	Bench
UTC	10	12	2	4	7
SEMO	32	8	2	23	19

GAME 7

SOUTHEAST MISSOURI 72, MISSOURI S&T 69

November 27, 2018 • Show Me Center • Cape Girardeau, Mo.

Missouri S&T 69 • 2-4

#	Player	Total		3-Ptr	Rebounds		PF	TP	A	TO	Blk	Stl	Min	
		FG-FTA	FG-FGA	FT-FTA	Off	Def								
12	Sarajlic, Ervin	f 5-15	3-11	0-0	2	6	8	2	13	1	3	1	35	
24	Louiserre, Romain	f 3-7	0-1	5-6	5	4	9	3	11	0	3	0	26	
02	Hedgepeth, CJ	g 10-16	3-4	5-8	1	4	5	3	28	0	2	0	39	
03	Newt, Jordan	g 3-11	1-7	2-2	1	3	4	1	9	3	0	0	32	
25	Miller, Juwan	g 1-6	0-1	0-0	1	1	2	1	2	5	3	0	23	
15	Muhammad, Yahmir	1-5	1-2	0-0	0	1	1	1	5	0	3	0	16	
23	Andric, Nikola	0-0	0-0	1-3	1	2	3	1	1	0	1	0	17	
44	Bushman, Kyle	0-0	0-0	0-0	0	0	0	0	0	0	0	0	2	
Team					0	1	1			1				
Totals		24-60	8-26	13-19	11	22	33	12	69	9	16	1	8	200

FG % 1st Half:	10-30	33.3%	2nd half:	14-30	46.7%	Game:	24-60	40.0%	Deadball
3FG % 1st Half:	3-13	23.1%	2nd half:	5-13	38.5%	Game:	8-26	30.8%	Rebounds
FT % 1st Half:	9-13	69.2%	2nd half:	4-6	66.7%	Game:	13-19	68.4%	1

FG % 1st Half: 10-30 33.3% 2nd half: 14-30 46.7% Game: 24-60 40.0%
 3FG % 1st Half: 3-13 23.1% 2nd half: 5-13 38.5% Game: 8-26 30.8%
 FT % 1st Half: 9-13 69.2% 2nd half: 4-6 66.7% Game: 13-19 68.4%

Deadball
Rebounds
1

Southeast Missouri 72 • 4-3

#	Player	Total		3-Ptr		Rebounds			PF	TP	A	TO	Blk	Stl	Min
		FG-FGA	FG-FGA	FG-FTA	Off	Def									
13	GABLE, Isaiah	f	1-7	1-5	0-0	0	2	2	0	3	0	1	0	1	15
23	TOLBERT, Sage		1-2	0-0	1-2	2	3	5	1	3	0	4	0	1	16
03	HOGAN, Skyler		6-9	2-4	0-0	2	2	4	3	14	1	2	0	0	26
05	DALTON, Jonathan		2-3	0-0	1-4	0	1	1	3	5	3	0	0	0	20
25	BREWER, Ledarius	g	7-13	3-6	3-3	0	11	11	3	20	1	5	0	0	34
01	CALDWELL, Alex		3-7	1-4	0-0	0	0	0	2	7	4	1	1	3	16
04	KAO, Oscar		0-1	0-1	0-0	0	0	0	0	0	0	1	0	0	3
11	RUSSELL, Nygal		3-4	0-0	1-4	0	3	3	7	1	0	0	0	2	13
15	LEWIS, Donnie		0-0	0-0	0-0	0	0	0	0	1	0	0	0	0	8
30	MCGLOTHAN, Gabe		4-11	1-4	0-0	3	6	9	1	9	1	3	1	2	27
42	LAROS, Mark		2-2	0-0	0-0	3	2	5	1	4	0	4	0	0	22
Team						1	0	1				1			
Totals			29-59	8-24	6-13	11	30	41	18	72	12	22	2	11	200
FG % 1st Half: 16-27 59.3% 2nd half: 13-32 40.6% Game: 29-59 49.3%															
3FG % 1st Half: 6-12 50.0% 2nd half: 2-12 16.7% Game: 8-24 33.3%															
FT % 1st Half: 2-5 40.0% 2nd half: 3-6 50.0% Game: 5-11 45.5%															
Rebounds: 11 30 41															
Deadball Rebounds: 4															

FG % 1st Half: 16-27 59.3% 2nd half: 13-32 40.6% Game: 29-59 49.2%
 3FG % 1st Half: 6-12 50.0% 2nd half: 2-12 16.7% Game: 8-24 33.3%
 FT % 1st Half: 1-4 25.0% 2nd half: 5-9 55.6% Game: 6-13 46.2%

Deadball
Rebounds
4

Officials: Tyler Kumpf, Brad Fritsche, Tariq Lucas
 Technical fouls: Missouri S&T-None, Southeast Missouri-None.
 Attendance: 650

Score by periods	1st	2nd	Total
Missouri S&T	32	37	69
Southeast Missouri	39	33	72

Points	In	Off	2nd	Fast	Bench
MST	30	13	13	4	6
SEMO	36	36	15	11	27

GAME 6

SOUTH ALABAMA 79, SOUTHEAST MISSOURI 58

November 19, 2018 • Mitchell Center • Mobile, Ala.

Southeast Missouri 58 • 3-3

#	Player	FG-TOTAL		3-Ptr	Rebounds		PF	TP	A	TO	Blk	Stl	Min		
		FG	FGA	FG-FGA	FT-FTA	Off								Def	
13	GABLE, Isaiah	f	2-6	2-6	0-1	0	4	4	3	6	0	0	1	16	
23	TOLBERT, Sage	f	4-6	0-1	3-4	2	2	4	3	11	1	2	0	22	
03	HOGAN, Skyler	g	2-6	0-2	2-2	1	0	1	2	6	0	1	0	25	
05	DALTON, Jonathan	g	1-3	0-0	0-0	0	4	4	0	2	7	1	0	1	27
25	BREWER, Ledarius	g	3-12	2-7	2-2	1	6	7	2	10	0	8	0	29	
01	CALDWELL, Alex		1-8	0-3	0-0	1	2	3	0	2	1	0	0	20	
00	CUFFEE, Khalil		0-2	0-2	0-0	0	0	0	0	0	0	0	0	3	
04	KAO, Oscar		1-2	1-2	0-0	0	0	0	0	3	0	0	0	3	
11	RUSSELL, Nygal		2-5	0-1	0-2	0	5	5	2	4	2	1	0	16	
15	LEWIS, Donnie		0-0	0-0	0-0	0	0	0	0	0	0	0	0	3	
30	MCGLOTHAN, Gabe		3-9	1-4	0-0	3	2	5	3	7	2	0	1	23	
42	LAROS, Mark		2-3	0-0	3-5	5	4	9	2	7	0	2	0	13	
Team			3 1 4												
Totals			21-62	6-28	10-16	16	30	46	17	58	13	15	2	4	200
FG % 1st Half: 12-31 38.7% 2nd half: 9-21 29.0% Game: 21-62 33.9% Deadball															
FT % 1st Half: 3-12 25.0% 2nd half: 3-11 18.8% Game: 6-28 21.4% Rebounds															
FT % 1st Half: 3-4 75.0% 2nd half: 12-17 58.3% Game: 10-16 62.5% 2															

FG % 1st Half: 12-31 38.7% 2nd half: 9-31 29.0% Game: 21-62 33.9%
 3FG % 1st Half: 3-12 25.0% 2nd half: 3-16 18.8% Game: 6-28 21.4%
 FT % 1st Half: 3-4 75.0% 2nd half: 7-12 58.3% Game: 10-16 62.5%

Deadball
Rebounds
2

South Alabama 79 • 3-2

#	Player	Total	3-Ptr			Rebounds			Off	Def	TP	A	TO	Blk	Stl	Min
		FG-FGA	FG-FGA	FT-FTA												
03	Morris, Kevin	f	1-1	0-0	2-4	1	2	3	4	0	1	1	0	1	11	
02	Mitchell, Thrae	f	4-12	1-6	2-2	1	8	9	1	11	4	1	2	1	35	
01	McGee, Herb	g	2-4	0-2	1-4	0	6	6	1	5	11	1	0	2	34	
14	Sikes, Rodrick	g	10-22	6-16	4-5	0	1	1	2	30	0	2	0	2	37	
30	Dial, Abdul	g	2-4	1-2	0-0	0	1	1	3	5	1	1	1	0	24	
12	Kelly, R.J.		3-5	0-1	3-6	1	3	4	3	9	0	1	0	1	26	
25	Andrews, Jordan		5-7	5-7	0-0	0	4	4	3	15	1	1	0	0	23	
50	Bedway, John		0-2	0-0	0-0	0	1	1	2	0	2	0	0	0	10	
	Team					1	2									
	Totals		27-57	13-34	12-21	4	28	32	18	79	19	8	4	6	200	
3FG % 1st Half: 14-33 42.4% 2nd half: 13-24 54.2% Game: 12-34 38.2% Deadball																
3FG % 2nd Half: 9-23 39.1% 2nd half: 11-34 32.4% Game: 12-34 36.2% 5.1																
FT % 1st Half: 2-5 40.0% 2nd half: 10-16 62.5% Game: 12-21 57.1%																

YOUR REDHAWKS

2018-19 BASKETBALL NOTES

GAME 9

SOUTHEAST MISSOURI 77, MISS. VALLEY ST. 57

December 4, 2018 • Harrison Complex • Itta Bena, Miss.

Southeast Missouri State 77 • 5-4

#	Player	Total		3-Ptr	Rebounds		PF	TP	A	To	Bk	Stl	Min
		FG-FGA	FG-FGA		Off	Def							
13	GABLE, Isaiah	f	4-8	3-6	0-0	2 2	3	11	2	0	0	1	21
23	TOLBERT, Sage	f	1-4	0-0	0-2	1 10	11	2	2	1	4	1	18
05	HOGAN, Skyler	g	10-16	5-8	0-0	1 2	25	4	1	2	1	1	35
05	DALTON, Jonathan	g	2-6	1-3	2-2	0 4	4	1	7	4	3	1	29
25	BREWER, Ledarius	g	2-9	1-6	0-2	0 3	3	5	5	0	0	0	15
00	CALDWELL, Alex	g	2-5	1-3	3-3	1 1	2	1	8	0	1	0	20
01	CUFEE, Khalil	g	1-2	1-2	1-2	0 0	0	3	4	0	1	0	2
04	KAO, Oscar	g	0-0	0-0	0-0	0 0	0	0	0	0	0	0	1
11	RUSSELL, Nygal	g	1-5	0-0	0-0	3 4	7	4	2	1	2	0	17
15	LEWIS, Donnie	g	0-0	0-0	0-0	0 0	0	0	0	0	0	0	5
30	MCGLOTHAN, Gabe	g	5-9	0-1	1-2	4 4	8	4	11	3	0	4	27
42	LAROS, Mark	g	1-3	0-0	0-0	2 0	2	1	2	0	0	1	10
Team					1	2	3						
Totals			29-67	12-29	7-13	13	31	44	26	77	15	12	9 7 200

FG % 1st Half: 13-35 37.1% 2nd half: 16-32 50.0% Game: 29-67 43.3%
3FG % 1st Half: 5-14 35.7% 2nd half: 7-15 46.7% Game: 12-29 41.4%
FT % 1st Half: 2-4 50.0% 2nd half: 5-9 55.6% Game: 7-13 53.8%

Mississippi Valley State 57 • 2-8

#	Player	Total		3-Ptr	Rebounds		PF	TP	A	To	Bk	Stl	Min
		FG-FGA	FG-FGA		Off	Def							
01	SCOTT, Dante	f	6-16	0-3	7-14	0 3	3	2	19	1	0	0	32
11	MITCHELL, Marcus	f	1-3	0-0	1-4	3 4	7	1	3	1	0	1	14
03	KORACIN, Aleksa	c	1-6	0-0	0-0	6 6	12	1	2	0	4	0	27
05	ECKWOOD, Tereke	g	3-13	1-4	3-5	0 2	2	0	10	3	4	0	28
21	RUCKER, Patrick	g	0-0	0-0	1-2	0 4	4	0	1	2	1	0	19
00	BARNES, Zachary	g	0-0	0-0	0-0	0 0	0	0	0	0	0	0	1
02	SIMMONS, Torico	g	1-1	0-0	0-0	0 1	1	0	2	0	1	0	12
03	EVANS, Jordan	g	1-7	1-5	4-4	0 0	0	4	7	1	2	0	21
00	EJEH, Emmanuel	g	4-6	0-0	0-0	4 4	8	0	8	0	0	1	13
12	HUNT, Lorenzo	g	0-0	0-0	3-5	0 2	2	0	3	0	0	1	15
15	GREEN, Michael	g	1-4	0-3	0-0	0 0	0	0	2	0	1	0	10
20	LUCIEN, Fritz	g	0-0	0-0	0-0	0 0	0	0	0	0	0	0	1
23	ALLEN, Lacurtis	g	0-1	0-0	0-0	0 0	0	0	0	0	0	0	3
24	HOLLOWAY, Gregory	g	0-1	0-0	0-0	1 0	1	1	0	0	0	0	1
32	ALLISON, Kaleb	g	0-0	0-0	0-0	1 0	1	0	0	0	0	0	3
Team					3	0	3						
Totals			18-58	2-15	19-34	18	26	44	9	57	8	14	3 6 200

FG % 1st Half: 9-28 32.1% 2nd half: 9-30 30.0% Game: 18-58 31.0%
3FG % 1st Half: 1-9 11.1% 2nd half: 2-15 13.3% Game: 2-15 13.3%
FT % 1st Half: 6-15 40.0% 2nd half: 13-19 68.4% Game: 19-34 55.9%

Officials: Andre Crawford (R); Chris Ford (U1), Clyde Owens (U2)
Technical fouls: Southeast Missouri State-None, Mississippi Valley State-TEAM.
Attendance: 978

Score by periods	1st	2nd	Total
Southeast Missouri State	33	44	77
Mississippi Valley State	25	32	57

Points	In	Off	2nd	Fast	Bench
SEMO	28	17	12	4	27
VALLEY	22	12	13	4	22

GAME 10

SOUTHERN ILLINOIS 83, SOUTHEAST MISSOURI 73

December 8, 2018 • Show Me Center • Cape Girardeau, Mo.

Southern Illinois 83 • 7-3

#	Player	Total		3-Ptr	Rebounds		PF	TP	A	To	Bk	Stl	Min
		FG-FGA	FG-FGA		Off	Def							
33	Pippen,Kavion	c	9-11	0-0	0-0	3 3	6	2	18	2	0	1	25
03	Bartley, Marcus	g	2-3	1-2	3-4	0 7	7	4	8	5	2	1	31
04	McGill,Eric	g	2-7	0-2	2-2	2 6	8	2	6	4	2	0	29
10	Cook,Aaron	g	5-10	5-7	8-8	2 1	3	2	23	4	4	0	35
13	Lloyd,Sean	g	9-15	3-6	4-6	0 4	4	1	25	2	0	1	34
05	Beane,Darius	g	0-2	0-2	1-2	1 4	5	1	1	2	1	0	23
24	Stradnieks,Rudy	g	0-0	0-0	0-0	0 0	0	2	0	1	0	0	2
25	Gooch,Brendon	g	0-3	0-2	0-0	0 1	1	0	0	0	0	0	6
40	Boi,Thik	g	1-3	0-0	0-0	0 0	0	3	2	1	1	2	15
Team					1	2	3						
Totals			28-54	9-21	18-22	9	28	37	17	83	21	10	5 4 200

FG % 1st Half: 14-32 43.8% 2nd half: 14-22 63.6% Game: 28-54 51.9%
3FG % 1st Half: 5-15 33.3% 2nd half: 4-6 66.7% Game: 9-21 42.9%
FT % 1st Half: 2-2 100.0 2nd half: 16-20 80.0% Game: 18-22 81.8%

Southeast Missouri 73 • 5-5

#	Player	Total		3-Ptr	Rebounds		PF	TP	A	To	Bk	Stl	Min
		FG-FGA	FG-FGA		Off	Def							
13	GABLE, Isaiah	f	3-6	2-5	0-0	0 4	4	1	8	2	1	2	25
23	TOLBERT, Sage	f	2-5	0-0	1-3	0 3	3	4	5	1	3	0	20
05	DALTON, Jonathan	g	3-4	2-3	0-0	0 0	0	2	8	4	1	0	31
11	RUSSELL, Nygal	g	1-6	0-3	0-0	0 2	2	0	2	1	1	0	17
25	BREWER, Ledarius	g	6-15	2-9	3-4	1 2	3	5	17	1	1	0	31
00	CALDWELL, Alex	g	3-5	3-5	1-2	4 4	3	9	2	3	0	0	15
01	CUFEE, Khalil	g	0-0	0-0	0-0	0 0	0	0	0	0	0	0	1
03	HOGAN, Skyler	g	5-12	3-7	1-1	0 4	4	1	14	1	0	0	25
15	LEWIS, Donnie	g	0-0	0-0	0-0	0 0	0	0	0	0	0	0	1
30	MCGLOTHAN, Gabe	g	3-6	1-3	0-1	1 1	2	3	7	0	0	0	17
42	LAROS, Mark	g	1-1	1-1	0-0	1 4	5	1	3	2	1	0	17
Team					1	0	1						
Totals			27-60	14-36	5-10	9	19	28	73	14	11	2	5 200

FG % 1st Half: 13-28 46.4% 2nd half: 14-32 43.8% Game: 27-60 45.0%
3FG % 1st Half: 5-15 33.3% 2nd half: 9-22 40.9% Game: 14-36 38.9%
FT % 1st Half: 2-6 33.3% 2nd half: 3-4 75.0% Game: 5-10 50.0%

Officials: Greg Rennegarbe, Scott Johnson, Ford Branch, Jr.
Technical fouls: Southern Illinois-McGill,Eric, Southeast Missouri-None.
Attendance: 3432

Score by periods	1st	2nd	Total
Southern Illinois	35	48	83
Southeast Missouri	33	40	73

Points	In	Off	2nd	Fast	Bench
SIU	32	14	13	0	3
SEMO	16	14	9	2	33

GAME 11

THE CITADEL 86, SOUTHEAST MISSOURI 74

December 15, 2018 • McAlister Field House • Charleston, S.C.

Southeast Missouri 74 • 5-6

#	Player	Total		3-Ptr	Rebounds		PF	TP	A	To	Bk	Stl	Min
		FG-FGA	FG-FGA		Off	Def							
13	GABLE, Isaiah	f	1-6	0-4	0-0	2 3	5	2	2	1	3	0	23
23	TOLBERT, Sage	f	1-4	0-0	0-2	1 6	7	1	2	1	1	0	16
03	HOGAN, Skyler	g	2-9	2-7	2-2	0 3	3	2	8	2	0	0	26
05	DALTON, Jonathan	g	1-3	1-2	0-0	0 4	4	4	3	3	4	0	18
25	BREWER, Ledarius	g	9-17	5-10	1-2	1 2	3	1	24	2	4	2	32
00	CALDWELL, Alex	g	6-10	2-6	0-2	0 1	1	3	14	3	1	0	24
11	RUSSELL, Nygal	g	3-6	2-3	0-1	2 3	5	0	8	2	0	0	18
15	LEWIS, Donnie	g	0-1	0-1	0-0	0 0	0	0	0	1	1	0	8
30	MCGLOTHAN, Gabe	g	3-6	0-1	0-0	2 4	6	3	6	0	0	2	16
42	LAROS, Mark	g	3-4	0-0	1-2	0 5	5	3	7	1	0	2	19
Team					0	3	3						
Totals			29-66	12-34	4-11	8	34	42	19	74	16	15	6 3 200

FG % 1st Half: 14-36 38.9% 2nd half: 15-30 50.0% Game: 29-66 43.9%
3FG % 1st Half: 5-15 33.3% 2nd half: 7-19 36.8% Game: 12-34 35.3%
FT % 1st Half: 2-3 66.7% 2nd half: 2-8 25.0% Game: 4-11 36.4%

The Citadel 86 • 8-2

#	Player	Total		3-Ptr	Rebounds			PF	TP	A	To	Bk	Stl	Min	
		FG-FGA	FG-FGA	FT-FTA	Off	Def	Tot								
23	Kaelon Harris	f	1-5	0-2	0-0	2	1	3	2	2	0	1	1	1	10
35	Zane Najdawi	f	6-11	0-1	1-2	2	7	9	0	13	3	0	3	1	32
03	Matt Frierson	g	5-11	5-11	3-3	0	5	5	2	18	1	0	0	1	27
12	Connor Kern	g	3-9	1-6	3-3	1	2	3	1	10	1	1	0	0	32
13	Low Stallworth	g	6-11	0-1	2-4	0	4	4	2	14	6	5	0	1	34
02	Quayson Williams		1-2	0-1	1-2	0	3	3	0	3	0	1	0	0	10
11	Kaiden Rice		7-12	5-10	0-0	1	3	4	1	19	1	1	0	1	17
24	Tyler Burgess		0-1	0-0	0-0	0	0	0	1	0	0	0	0	0	3
04	Alex Reed		0-4	0-3	3-4	0	3	3	1	3	2	0	1	0	6
32	Derek Webster, Jr.		1-1	0-0	2-2	1	4	5	1	4	2	0	0	0	29
	Team					0	2	2				1			
	Totals		30-67	11-36	15-20	7	34	41	11	86	16	10	5	5	200

YOUR REDHAWKS

2018-19 BASKETBALL NOTES

GAME 13

ABILENE CHRISTIAN 70, SOUTHEAST MISSOURI 68

December 21, 2018 • Show Me Center • Cape Girardeau, Mo.

Abilene Christian 70 • 10-2

#	Player	Total			3-Ptr			Rebounds			PF	TP	A	TO	Blk	Stl	Min
		FG	F-GA	FT	FGA	FT	FTA	Off	Def	Tot							
01	Lewis, Jaren	r	7-10	0-1	5-6	1	4	5	3	19	4	3	0	2			36
21	Friday, Jalone	c	6-17	1-5	4-6	1	4	5	3	17	1	1	5	1			30
00	Franklin, Jaylen	g	4-5	0-0	4-7	0	3	3	1	12	2	3	0	1			37
05	Ricks, Payten	g	4-10	2-5	5-5	0	3	3	2	15	2	2	0	0			30
14	Lenox, Trey	g	1-2	1-1	0-0	0	1	1	0	3	0	0	0	0			18
04	Daniels, Damien		0-2	0-2	0-0	1	1	2	1	0	2	1	0	0			10
13	Maxwell, B.J.		1-3	0-1	2-2	2	5	7	3	4	0	1	0	1			21
15	Farquhar, Hayden		0-0	0-0	0-2	0	0	0	0	0	0	0	0	0			2
32	Pleasant, Joe		0-1	0-0	0-0	0	1	1	2	0	0	1	0	0			9
34	Kohl, Kolton		0-0	0-0	0-0	0	0	0	0	0	0	0	0	0			1
42	Gayman, Clay		0-0	0-0	0-0	0	1	1	1	0	1	2	0	0			6
	Team					0	1	1									
	Totals		23-50	4-15	20-28	5	24	29	16	70	12	14	5	9			200

FG % 1st Half: 12-25 48.0% 2nd half: 11-25 44.0% Game: 23-50 46.0% Deadball
3FG % 1st Half: 1-8 12.5% 2nd half: 3-7 42.9% Games: 4-15 26.7% Rebounds
FT % 1st Half: 5-8 62.5% 2nd half: 15-20 75.0% Game: 20-28 71.4% 4

Southeast Missouri 68 • 5-8

#	Player	Total			3-Ptr			Rebounds			PF	TP	A	TO	Blk	Stl	Min
		FG	F-GA	FT	FGA	FT	FTA	Off	Def	Tot							
13	GABLE, Isaiah	r	2-3	1-2	2-2	0	1	1	4	7	2	5	0	0			21
23	TOLBERT, Sage	r	2-5	0-0	1-2	0	4	4	5	5	0	3	1	1			22
03	HOGAN, Skyler	g	5-11	4-8	0-0	0	1	1	0	14	1	2	0	1			27
05	DALTON, Jonathan	g	4-7	1-3	4-5	0	3	3	2	13	7	1	0	0			34
25	BREWER, Ledarius	g	6-11	3-6	0-0	0	3	3	2	15	1	5	0	1			32
01	CUFFEE, Khalil		0-1	0-1	0-0	0	1	1	0	0	0	0	0	0			3
04	KAO, Oscar		2-4	2-3	2-2	0	3	3	2	8	0	0	0	0			12
11	RUSSELL, Nygal		0-0	0-0	0-0	0	1	1	3	0	1	2	0	0			10
15	LEWIS, Donnie		0-0	0-0	0-0	0	1	1	3	0	1	2	0	0			5
20	MCGLOTHAN, Gabe		0-2	0-0	0-2	1	4	5	4	0	1	1	1	1			18
42	LAROS, Mark		3-5	0-1	0-0	0	3	3	2	6	0	2	1	0			16
	Team					3	1	4									
	Totals		24-49	11-24	9-13	4	26	30	27	68	14	23	3	4			200

FG % 1st Half: 12-22 54.5% 2nd half: 12-27 44.4% Game: 24-49 49.0% Deadball
3FG % 1st Half: 5-12 41.7% 2nd half: 6-12 50.0% Games: 11-24 45.8% Rebounds
FT % 1st Half: 2-2 100.0 2nd half: 7-11 63.6% Game: 9-13 69.2% 1

Officials: Tim Fitzgerald, Alex Manuel, Chris Koopman
Technical fouls: Abilene Christian-None. Southeast Missouri-None.
Attendance: 672

Score by periods	1st	2nd	Total						
Abilene Christian	30	40	70	Points	In	Off	2nd	Fast	Bench
Southeast Missouri	31	37	68	ACU	28	19	4	0	4
				SEMO	22	18	1	0	14

GAME 14

SIU EDWARDSVILLE 94, SOUTHEAST MISSOURI 88

January 3, 2019 • Vadalabene Center • Edwardsville, Ill.

Southeast Mo. St. 88 • 5-9, 0-1 OVC

#	Player	Total			3-Ptr			Rebounds			PF	TP	A	TO	Blk	Stl	Min
		FG	F-GA	FT	FGA	FT	FTA	Off	Def	Tot							
13	Isaiah Gable	r	5-11	3-7	4-4	1	5	6	2	17	0	1	0	1			29
23	Sage Tolbert	r	1-4	0-0	1-2	2	3	5	2	3	0	3	1	1			23
03	Skyler Hogan	g	7-14	4-7	0-0	0	2	2	2	18	1	2	0	1			28
05	Jonathan Dalton	g	2-6	1-3	5-5	1	2	3	1	10	8	0	0	0			34
11	Nygal Russell	g	4-6	3-5	0-0	2	2	4	4	11	2	1	1	0			18
00	Alex Caldwell		1-3	0-1	2-2	0	1	1	2	4	4	1	0	1			21
04	Oscar Kao		2-2	1-1	0-0	0	0	0	0	5	0	0	0	0			4
15	Donnie Lewis		1-1	0-0	0-1	0	0	0	0	2	4	0	0	0			15
30	Gabe McGlothlan		2-5	0-1	0-0	3	1	4	3	4	1	4	0	1			12
42	Mark Laros		5-6	1-1	3-4	1	1	2	3	14	0	3	0	0			16
	Team					0	0	0									
	Totals		30-58	13-26	15-18	10	17	27	19	88	20	15	2	5			200

FG % 1st Half: 12-29 41.4% 2nd half: 18-29 62.1% Game: 30-58 51.7% Deadball
3FG % 1st Half: 5-11 45.5% 2nd half: 8-15 53.3% Games: 13-26 50.0% Rebounds
FT % 1st Half: 1-2 50.0% 2nd half: 14-16 87.5% Game: 15-18 83.3% 2

SIUE 94 • 5-8, 1-0 OVC

#	Player	Total			3-Ptr			Rebounds			PF	TP	A	TO	Blk	Stl	Min
		FG	F-GA	FT	FGA	FT	FTA	Off	Def	Tot							
33	Anselm Uzuegbunem	r	1-2	0-0	0-0	0	3	3	3	2	0	2	1	0			23
32	Brandon Jackson	r	7-10	2-2	1-2	3	5	8	0	17	1	2	0	0			30
05	Tyrese Williford	g	2-10	0-3	3-4	1	2	3	4	7	6	2	0	0			28
15	David McFarland	g	7-12	3-7	5-5	0	2	2	1	22	4	0	1	0			32
24	Cameron Williams	g	10-12	4-6	3-3	0	1	1	27	1	1	1	0	2			30
00	Treavon Martin		3-3	0-0	0-0	1	2	3	2	6	1	1	0	0			13
01	D.J. Jackson		0-1	0-0	0-0	0	1	1	1	0	0	0	0	0			4
03	Daniel Kinchen		0-3	0-2	0-0	0	1	1	2	0	2	0	0	1			14
13	Christian Ellis		5-7	1-2	2-2	4	1	5	2	13	4	4	0	1			26
	Team					1	0	1									
	Totals		35-60	10-22	14-16	10	18	28	16	94	19	13	2	4			200

FG % 1st Half: 18-32 56.3% 2nd half: 17-28 60.7% Game: 35-60 58.3% Deadball
3FG % 1st Half: 5-11 45.5% 2nd half: 5-11 45.5% Games: 10-22 45.5% Rebounds
FT % 1st Half: 4-5 80.0% 2nd half: 10-11 90.9% Game: 14-16 87.5% 0.1

Officials: Kyle Bottoms, Tommy Short, Kevin Driver
Technical fouls: Southeast Mo. St.-None. SIUE-None.
Attendance: 1046
2018-19 Men's Basketball. Round: 0. SIUE vs Southeast Mo. St.. Played at .

Score by periods	1st	2nd	Total						
Southeast Mo. St.	30	58	88	Points	In	Off	2nd	Fast	Bench
SIUE	45	49	94	SEMO	26	16	15	6	29
				SIUE	36	17	10	11	19