

YOUR REDHAWKS

2018-19 SOUTHEAST MISSOURI BASKETBALL

GAME
21



EASTERN ILLINOIS (12-8, 5-2) VS. SOUTHEAST MISSOURI (6-14, 1-6)

Date Saturday, January 26, 2019
Tip-Off 4:30 p.m., CT
Location Cape Girardeau, Mo.
Arena Show Me Center (7,000)
Series History SEMO leads, 28-24
Last Meeting SEMO 80, EIU 73
 (Feb. 15, 2018 / Cape Girardeau, Mo.)

Head Coaches Rick Ray (77-133 overall;
 40-73 at SEMO; 20-37 OVC). Jay Spoonhour
 (197-146 overall; 91-114 at EIU; 49-56 OVC).

Strategic Communications
 Jeff Honza
 Assistant Director of Athletics
Phone: (573) 651-2933
Email: redhawk1@me.com

Gameday Coverage

Radio Real Rock 99.3 FM & ESPN 1220 AM
 (Erik Sean, Jess Bolen)
Video ESPN3 (Bob Belvin, Ray Giacoletti)
Live Stats GoSoutheast.com
Twitter @SEMOMBB

GOSOUTHEAST.COM

#LETSSOAR

2018-19 SCHEDULE/RESULTS

November (4-3)

6	at Saint Louis	ESPN+	L, 65-75
10	at Bradley	ESPN3	L, 57-68
12	Quincy	ESPN+	W, 102-66
16	vs. Jacksonville !		W, 77-71
17	vs. UT Chattanooga !		W, 63-42
19	at South Alabama	ESPN+	L, 58-79
27	Missouri S&T	ESPN+	W, 72-69

December (1-5)

1	Western Illinois	ESPN+	L, 63-70
4	at Mississippi Valley State		W, 77-57
8	Southern Illinois	ESPN+	L, 73-83
15	at The Citadel	ESPN+	L, 74-86
17	at #10 Florida State	ACC NETWORK EXTRA	L, 68-85
21	Abilene Christian	ESPN+	L, 68-70

January (1-6, 1-6 OVC)

3	at SIU Edwardsville*	ESPN+	L, 88-94
5	UT Martin*	ESPN+	W, 74-69 OT
10	Austin Peay*	ESPN+	L, 60-78
12	Murray State*	ESPN+	L, 67-85
17	at Morehead State*	ESPN+	L, 69-73
19	at Eastern Kentucky*	ESPN+	L, 83-85
24	SIU Edwardsville*	ESPN+	L, 86-87 3OT
26	Eastern Illinois*	ESPN3	4:30 p.m.
31	at Belmont*	ESPN+	7 p.m.

February (0-0, 0-0 OVC)

2	at Tennessee State*	ESPN+	7:30 p.m.
7	Tennessee Tech*	ESPN+	7:45 p.m.
9	Jacksonville State*	ESPN+	4:30 p.m.
14	at UT Martin*	ESPN+	7:30 p.m.
16	at Eastern Illinois*	ESPN+	3:15 p.m.
21	at Austin Peay*	ESPN+	8 p.m.
23	at Murray State*	ESPN+	7 p.m.
28	Tennessee State*	ESPN+	7:45 p.m.

March (0-0, 0-0 OVC)

2	Belmont*	ESPN+	7 p.m.
6-9	OVC Tournament		Evansville, Ind.

All games are broadcast live on the radio at Real Rock 99.3 FM and ESPN 1220 AM. All times are Central and subject to change; * - Denotes Ohio Valley Conference Game; ! - South Alabama Tournament, Mobile, Ala.

Redhawks Face Eastern Illinois

Southeast Missouri (6-14, 1-6) hosts Eastern Illinois (12-8, 5-2) Saturday. Tip-off is set for 4:30 p.m., CT, at the Show Me Center.

Follow the Redhawks

Fans can listen to Saturday's game live on the radio at Real Rock 99.3 FM and ESPN 1220 AM. Erik Sean and Jess Bolen will call the action. Watch live on ESPN3 as Bob Belvin and Ray Giacoletti will be on the call. Live stats can be accessed at GoSoutheast.com. Twitter updates provided @SEMOMBB.

Coming Soon

Southeast Missouri's new Rowdy the Redhawk mascot will be unveiled during halftime of Saturday's game against Eastern Illinois.

Suits and Sneakers Week

This year's NABC Coaches vs. Cancer Suits and Sneakers Week is from Jan. 21-27. Southeast Missouri's coaching staff will be wearing special yellow shoe laces to honor the memory of Lacey Holsworth, an 8-year old basketball fan who lost her battle with cancer. Suits and Sneakers Week is a unique opportunity for basketball fans across the nation to join the fight against cancer.

Welcome to the Hall of Fame

Southeast Missouri inducted six individuals as part of its 2018 Athletics Hall of Fame Class during a special dinner and induction ceremony Friday. Angie Aschoff (Volleyball, 1996-99), Tom Brennecke (Football/Track & Field,

1954-57), Lutricia Purham (Track & Field, 1997-2000), Tim Rademaker (Assistant Track & Field Coach), Todd Pennington (1999-01) and David Simonhoff (2003-06) form this year's class.

Series History

The Redhawks are 28-24 all-time against Eastern Illinois. Southeast Missouri has won three of the last four meetings between these teams and swept the Panthers last season. SEMO scored 80 or more points in each of its last four matchups with EIU.

Where They Stand

Southeast Missouri enters the weekend at 11th in the Ohio Valley Conference standings. Eastern Illinois is currently tied for second with Belmont. Murray State, Austin Peay and Jacksonville State share the top spot in the standings with equal 6-1 league records. MSU and JSU each lost for the first time in conference play Thursday. The Redhawks are looking to end a five-game losing streak and have dropped 10 of their last 11 contests.

Triple Overtime Heartbreaker

Southeast Missouri dropped a heartbreaking 87-86 triple overtime thriller to SIU Edwardsville at home Thursday. Cameron Williams

THIS IS SEMO

Southeast Missouri or **SEMO** is the preferred reference for Southeast Missouri State University athletic teams. Southeastern Missouri State is not an acceptable reference.



YOUR REDHAWKS

2018-19 BASKETBALL NOTES / EASTERN ILLINOIS GAME

blocked Isaiah Gable's 3-point attempt with one second left in the final overtime period as the Cougars hung on and completed a sweep of the Redhawks this season. SEMO had a 67-60 lead with 3:08 remaining in regulation when SIUE scored eight of the next nine points to tie the game.

Oh So Close

The Redhawks lost their last three games by a combined seven points. Southeast Missouri dropped a 73-69 decision at Morehead State (Jan. 17) and came up short at Eastern Kentucky (Jan. 19) in an 85-83 setback on a buzzer-beater. The Redhawks most recently went three overtimes with SIU Edwardsville (Jan. 24) before falling, 87-86. SEMO has been involved in five games decided by four or less points this season and stands at 1-4 in those contests.

Freshmen Deliver

True freshmen forwards Gabe McGlothlan and Sage Tolbert put up new season-highs in the scoring column vs. SIU Edwardsville (Jan. 24). McGlothlan, who made his first career start against the Cougars, turned in a double-double 18 points and 16 rebounds. Meanwhile, Tolbert came off the bench for the first time this season and added 18 points and eight boards. Tolbert and McGlothlan are Southeast Missouri's top two rebounders with 6.3 and 5.2 rebounds a game, respectively.

Over 80

The Redhawks scored more than 80 points for the fourth time this season when they put up 86 vs. SIU Edwardsville. The 86 points against the Cougars are Southeast Missouri's third-most in a game this year. SEMO scored a season-high 102 points vs. Quincy (Nov. 12), 88 points vs. SIU Edwardsville (Jan. 3) and 83 points at Eastern Kentucky (Jan. 19) during its other 80-plus point performances. The Redhawks last scored over 80 points in back-to-back games on Feb. 10 (81 at UT Martin) and Feb. 15 (80 vs. Eastern Illinois) last season.

2018-19 SOUTHEAST MISSOURI REDHAWKS ROSTER

No.	Name	Pos.	Ht.	Wt.	Cl.	Yr.	Hometown (High School/College)
0	Alex Caldwell	G	6-0	170	Fr.	1st	Columbia, S.C. (Wilson)
1	Khalil Cuffee	G	6-4	210	Fr.	2nd	Fairburn, Ga. (Langston Hughes)
2	Jordan Love	G	6-5	165	Fr.	1st	Durham, N.C. (Voyager Academy)
3	Skyler Hogan	G	6-5	213	Jr.	4th	Melbourne, Fla. (Holy Trinity Episcopal/Embry-Riddle)
4	Oscar Kao	G	6-0	175	So.	2nd	Taipei, Taiwan (Songshan/Marshalltown CC)
5	Jonathan Dalton	G	5-10	155	Sr.	4th	New Orleans, La. (West Jefferson/Copiah-Lincoln CC)
11	Nygal Russell	G	6-4	195	Fr.	2nd	Houston, Texas (ASPIRE Academy, Louisville, Ky.)
13	Isaiah Gable	F	6-7	195	So.	2nd	Greenville, Ohio (Greenville)
14	Quatarrius Wilson#	F	6-8	200	Sr.	4th	Mobile, Ala. (Gardendale/McNeese State)
15	Donnie Lewis*	G	6-1	170	Sr.	4th	Lexington, Ky. (Paul Dunbar/Spalding University)
22	Jack Lake*	C	6-8	215	Sr.	5th	Jackson, Mo. (Saxony Lutheran/Fontbonne)
23	Sage Tolbert	F	6-8	200	Fr.	1st	Richmond, Texas (Combine Academy, Charlotte, N.C.)
25	Ledarrius Brewer	G	6-5	200	So.	2nd	Meridian, Miss. (Meridian)
30	Gabe McGlothlan	F	6-7	225	Fr.	1st	Gilbert, Ariz. (Putnam Science Academy, Conn.)
42	Mark Laros	C	6-10	223	Sr.	4th	Hengelo, Netherlands (Montessori College Twente/Mineral Area College)

* Walk-on

Will sit out the season due to NCAA Division I transfer regulations

Head Coach: Rick Ray, Fourth Year (Grand View College, 1994)

Associate Head Coach: Adam Gordon, Fourth Year (Tampa, 2006)

Assistant Coach: Nick Lagroone, Fourth Year (Southern Wesleyan, 2011)

Assistant Coach: Keith Pickens, First Year (Missouri State, 2013)

Director of Operations: Al Myers, First Year (Wichita State, 1992)

Graduate Assistant: Kevin Kozan, First Year (Henderson State, 2016)

Pronunciations

Khalil Cuffee kah-leel
Oscar Kao cow
Mark Laros lair-ohs
Nygal Russell nye-juhl

Breakdown by Class

Seniors 4
Juniors 2
Sophomores 3
Freshmen 6



2018-19 OHIO VALLEY CONFERENCE STANDINGS (AS OF JAN. 24)

	OVC					Overall					
	Record	Pct.	Home	Away	Streak	Record	Pct.	Home	Away	Neutral	Streak
Murray State	6-1	.857	2-1	4-0	L1	15-3	.833	9-1	6-2	0-0	L1
Austin Peay	6-1	.857	3-0	3-1	W1	14-6	.700	6-0	5-5	3-1	W1
Jacksonville State	6-1	.857	4-0	2-1	L1	14-6	.700	7-0	5-6	2-0	L1
Belmont	5-2	.714	4-1	1-1	W2	14-4	.778	9-1	5-3	0-0	W2
Eastern Illinois	5-2	.714	3-1	2-1	W2	12-8	.600	6-2	4-5	2-1	W2
Morehead State	4-3	.571	3-0	1-3	W4	8-12	.400	6-2	1-9	1-1	W4
Eastern Kentucky	3-4	.429	3-0	0-4	W3	10-10	.500	7-1	2-7	1-2	W3
SIUE	2-5	.286	1-2	1-3	W1	6-13	.316	4-5	1-7	1-1	W1
Tennessee Tech	2-5	.286	1-2	1-3	L4	6-14	.300	5-4	1-10	0-0	L4
Tennessee State	2-5	.286	1-3	1-2	L2	5-14	.263	3-5	2-9	0-0	L2
Southeast Missouri	1-6	.143	1-3	0-3	L5	6-14	.300	3-6	1-8	2-0	L5
UT Martin	0-7	.000	0-3	0-4	L7	5-13	.278	5-3	0-10	0-0	L9



YOUR REDHAWKS

2018-19 BASKETBALL NOTES / EASTERN ILLINOIS GAME

Overtime Games

After its 87-86 loss to SIU Edwardsville, Southeast Missouri now stands at 1-1 in overtime games this year. The Redhawks overcame a 16-point halftime deficit to get by UT Martin, 74-69, for their lone Ohio Valley Conference win on Jan. 5. Thursday's game against SIU Edwardsville marked the first time SEMO played a triple overtime contest in 11 years. The Redhawks beat Austin Peay, 121-116, the last time they played three overtimes on Jan. 29, 2008.

Brewer Matches Season-High

Ledarius Brewer tallied a game-high and matched a season-best 24 points vs. SIU Edwardsville (Jan. 24). Brewer shot 7-of-15 from the field and 9-of-13 at the free throw line en route to his third 20-point game this season. It was Brewer's 14th double-digit scoring game this season and 36th of his career.

Halftime Lead

Southeast Missouri led at the half for the seventh time this season and first since Dec. 21 when it headed into the locker room with a 36-34 advantage vs. SIU Edwardsville (Jan. 24). SEMO is 5-2 in games where it leads at halftime this year. It was also the Redhawks first halftime lead in seven Ohio Valley Conference contests.

Caldwell Misses Second Game

Freshman guard Alex Caldwell missed his second game of the season when he was sidelined due to illness vs. SIU Edwardsville (Jan. 24). Caldwell is expected to return for Saturday's matchup with Eastern Illinois.

Season-High Free Throws

Southeast Missouri made a season-high 23-of-29 free throws against Eastern Kentucky (Jan. 19). The Redhawks hit 17-of-23 free throws in the second half alone. It was the second time SEMO made 20 or more free throws in a game this year.

Brewer Clears 100

Ledarius Brewer reached the 100 mark in career 3-pointers made and free throws made at Eastern Kentucky (Jan. 19). Brewer shot 3-of-7 from beyond the arc and 3-of-4 at the free throw line against the Colonels. He is now 101-of-302 (.334) from 3-point range and 111-of-151 (.735) at the free throw line as a Redhawk.

Clutch Caldwell

In his fourth-straight start, Alex Caldwell scored 10 points against Eastern Kentucky (Jan. 19). Caldwell went 4-of-8 from the field and converted a clutch 3-point play to tie the game at 83-83 with seven seconds left. He made a tough shot on the baseline and was

2018-19 STATS COMPARISON

EIU	SEMO
12-8	Record6-14
5-2	Conference Record.....1-6
72.3	Points Per Game.....71.5
75.3	Opp. Points Per Game.....73.9
-3.0	Scoring Margin-2.5
.428	Field Goal Percentage......439
.453	Opp. Field Goal Percentage......441
.374	3-Point Field Goal Percentage......355
.386	Opp. 3-Point Field Goal Percentage......305
.693	Free Throw Percentage......675
.660	Opp. Free Throw Percentage......688
36.2	Rebounds Per Game36.0
37.7	Opp. Rebounds Per Game.....36.1
-1.4	Rebounding Margin-0.1
13.0	Assists Per Game.....13.4
12.9	Turnovers Per Game14.6
+0.9	Turnover Margin.....-1.9
3.5	Blocks Per Game2.7
6.5	Steals Per Game.....5.7

THIS WEEK'S SCHEDULE/RESULTS

Thursday, January 24

Eastern Kentucky 88, Jacksonville State 70
Morehead State 67, Tennessee Tech 61
Eastern Illinois 66, UT Martin 64
SIUE 87, Southeast Missouri 86 ^{30T}
Austin Peay 79, Tennessee State 74
Belmont 79, Murray State 66

Saturday, January 26

Jacksonville State at Morehead State, 2:35 p.m.
SIUE at UT Martin, 3:30 p.m.
Belmont at Austin Peay, 4 p.m.
Eastern Illinois at Southeast Missouri, 4:30 p.m.
Tennessee Tech at Eastern Kentucky, 6 p.m.
Tennessee State at Murray State, 7 p.m.

SOUTHEAST MISSOURI PROBABLE STARTERS



3

Skyler Hogan
G / 6-5 / 213 / Jr.
Melbourne, Fla.

12.6 ppg, 3.5 rpg,
1.1 apg



25

Ledarius Brewer
G / 6-5 / 200 / So.
Meridian, Miss.


13.4 ppg, 4.8 rpg,
1.9 apg



13

Isaiah Gable
F / 6-7 / 195 / So.
Greenville, Ohio

8.2 ppg, 3.0 rpg,
0.9 apg



23

Sage Tolbert
F / 6-8 / 200 / Fr.
Richmond, Texas

6.5 ppg, 6.3 rpg,
0.3 apg



5

Jonathan Dalton
G / 5-10 / 155 / Sr.
New Orleans, La.

6.4 ppg, 2.6 rpg,
3.7 apg

YOUR REDHAWKS

2018-19 BASKETBALL NOTES / EASTERN ILLINOIS GAME

HONORS & AWARDS

Preseason All-OVC

Ledarrius Brewer, So., G

OVC Newcomer of the Week

Skyler Hogan, G, Nov. 19

Skyler Hogan, G, Dec. 10

2018-19 OVC PRESEASON POLL

Team (First-Place Votes)

Belmont (8).....	227
Murray State (9).....	221
Jacksonville State (7).....	211
Austin Peay.....	188
Tennessee Tech.....	135
Eastern Kentucky.....	118
Eastern Illinois.....	116
Tennessee State.....	101
Southeast Missouri.....	82
Morehead State.....	78
UT Martin.....	77
SIU Edwardsville.....	30

2018-19 PRESEASON ALL-OVC TEAM

Name, Position, School

Shaq Buchanan, G, Murray State

Leddarrius Brewer, G, Southeast Missouri

Jason Burnell, F, Jacksonville State

Christian Cunningham, F, Jacksonville State

Lamontray Harris, F, Morehead State

Fatodd Lewis, F, UT Martin

Terrell Lewis, G, Eastern Illinois

Nick Mayo, F, Eastern Kentucky

Kevin McClain, G, Belmont

Ja Morant, G, Murray State

Terry Taylor, G/F, Austin Peay

Dylan Windler, G/F, Belmont

Preseason Player of the Year

Dylan Windler, G/F, Belmont

fouled on the play. Caldwell was one of three Redhawks with double figures in the scoring column against the Colonels.

Hogan Scores 20 Again

Skyler Hogan scored a team-high 20 points and pulled down five rebounds in 27 minutes at Eastern Kentucky (Jan. 19). Hogan made 5-of-8 field goals and buried a season-best 10-of-13 free throws. It was the first time a Southeast Missouri player made over 10 free throws in a game since Ledarrius Brewer went 11-of-13 vs. SIU Edwardsville (Feb. 17, 2018).

Gable Hits 20

Forward Isaiah Gable scored double figures for the fourth time in six starts when he led Southeast Missouri with 20 points against Morehead State (Jan. 17). Gable made 8-of-14 field goals, 4-of-9 three-pointers and grabbed three rebounds in 29 minutes. It was the second time he scored 20 or more points in a game this season.

First OVC Start

Ledarrius Brewer returned to the starting lineup for his first Ohio Valley Conference start of the season against Morehead State (Jan. 17). Brewer scored eight points and had four rebounds in 30 minutes. He came off the bench against Austin Peay and Murray State, and missed the SIUE and UT Martin games with a hip injury. Most recently, Brewer scored 14 points in his last start at Eastern Kentucky (Jan. 19).

Dalton Update

Point guard Jonathan Dalton injured his left wrist in the first half against Murray State (Jan. 12). Dalton did not start against Morehead State (Jan. 17), but came off the bench to score six points and pull down three rebounds in 21 minutes. He then scored eight points off the bench, all at the free throw line, at Eastern Kentucky (Jan. 19). Dalton returned to the starting lineup and scored five points vs. SIU Edwardsville (Jan. 24).

Rebounding Margin

Southeast Missouri posted its largest rebounding margin in Ohio Valley Conference play this season when it outrebounded Morehead State, 38-28 (+10), on Jan. 17. The Redhawks also tallied 15 offensive rebounds, their third-most in a game this year. It was the third time SEMO outrebounded an opponent by double-digits.

Foul Play

The Redhawks were charged with 27 fouls, 14 more than Morehead State in their loss on Jan. 17. Southeast Missouri was whistled for 27 or more fouls in a game five times this season. It was also the fourth time SEMO had 11 or more fouls than its opponent.

Redhawks Grab Lead

After going two-straight games without a lead, Skyler Hogan broke that drought with a layup to give Southeast Missouri a 26-25 edge with 2:16 left to play in the first half at Morehead State (Jan. 17). SEMO's last lead came during the UT Martin game on Jan. 5 prior to that contest.

All 20 Starts

Sophomore Isaiah Gable is the only Redhawk who has started every game this season. Gable is fourth on the team in scoring with 8.2 points per game and is the team's top scorer in Ohio Valley Conference games (13.1 ppg).

Under 70

The Redhawks have scored under 70 points a total of 10 times this season. Southeast Missouri was under that mark in three of its last five games. The Redhawks are 11th in the Ohio Valley Conference with 72.2 points a game through 20 contests this year.

First Start for the Freshman

Freshman guard Alex Caldwell made his first career start against Austin Peay (Jan. 10). Caldwell scored eight points on two field goals, a 3-pointer and 3-of-4 free throws. He is Southeast Missouri's third-leading scorer with 8.8 points per contest. Caldwell became the third freshman to crack the starting lineup for SEMO this season.

YOUR REDHAWKS

2018-19 BASKETBALL NOTES / EASTERN ILLINOIS GAME

First OVC Win

Southeast Missouri picked up its first Ohio Valley Conference win of the season when it overcame a 16-point halftime deficit to edge UT Martin (Jan. 5), 74-69, in overtime. SEMO went on a 13-0 run in the last 5:37 and took a 55-54 lead on Alex Caldwell's 3-pointer with 1:54 left. After UTM tied the game on a free throw, Jonathan Dalton drove the lane, scored and was fouled. Dalton completed the 3-point play to give the Redhawks a three-point lead with 29 seconds to go before Delfincko Bogan drained a 3-pointer to send the game to overtime.

Comeback Kids

The Redhawks erased a double-digit halftime deficit to beat UT Martin for the second year in a row. Southeast Missouri trailed, 33-17, at half against the Skyhawks on Jan. 5 before beating UTM, 74-69, in overtime. The Redhawks were down, 39-29, at the intermission before defeating UTM, 81-77, on Feb. 10, 2018. That game also went to overtime.

Largest Halftime Deficit

Southeast Missouri overcame its largest halftime deficit to win a game under head coach Rick Ray when it battled back to beat UT Martin, 74-69, in overtime on Jan. 5. SEMO trailed, 33-17, at the half. It was the largest halftime deficit the Redhawks overcame to win a game since they trailed, 32-21, at Samford on Dec. 18, 2007.

Strong OVC Start

Sophomore Isaiah Gable averaged 22.5 points and 6.5 rebounds in two starts to open Ohio Valley Conference play. A native of Greenville, Ohio, Gable shot 57.1 percent (16-of-28) from the field and knocked down seven 3-pointers, while going 6-of-8 at the free throw line. He poured in a career-high 28 points on 11-of-17 field goals and 4-of-9 three-pointers to lead SEMO to its first Ohio Valley Conference win of the season, a 74-69 overtime victory over UT Martin (Jan. 5). Gable played 40 minutes and also grabbed seven rebounds in that game. Two days earlier, Gable scored 17 points and had six rebounds at SIUE (Jan. 3). Gable's 28 points against UT Martin are the most by any

SEMO player this season. He enters the week ranked 14th in the OVC in scoring with 14.8 points per contest in conference games only.

Second Half Push

Freshman Alex Caldwell scored 17 second-half points and made a 3-pointer that gave Southeast Missouri the lead late in regulation of its 74-69 overtime win over UT Martin (Jan. 5). Caldwell shot 5-of-8 from the field and only missed once (3-of-4) from 3-point range and at the free throw line (4-of-5). He also added five rebounds, one assist and a steal en route to matching his season-high in points.

Dalton Cracks Top-10 in Assists

Jonathan Dalton, who had five or more assists a total of five times this season, ranks ninth all-time in career assists at Southeast Missouri. Dalton's 283 career assists surpassed Derek Winans 282 (2001-05) for the ninth-place spot. Dalton leads SEMO and ranks 11th in the Ohio Valley Conference with 74 total assists this season.

High Scoring Affair

Southeast Missouri came up on the short end of a 94-88 loss in its Ohio Valley Conference opener at SIU Edwardsville (Jan. 3). The Redhawks shot 51.7 percent (30-of-58) from the field and had five players score double figures against the Cougars. SEMO also shot 62.1 percent (18-of-29) from the floor and outscored SIUE, 58-49, in the second half alone. The 88 points were SEMO's second-most in a conference opener in program history and second-most in a game this season.

Brewer Misses First Start

The Redhawks top scorer, Ledarrius Brewer, missed his first start of the season at SIU Edwardsville (Jan. 3). Brewer did not play due to a hip injury. It was the first start Brewer missed since Nov. 22, 2017 (vs. Montana State).

Five Reach Double Figures

Southeast Missouri had five players reach double figures in the scoring column for the second time this season at SIU Edwardsville

SHOW ME CENTER INFORMATION

Photographers

Photographers working the floor level at the Show Me Center are required to shoot from behind the dash lines along the baselines and must sit on the floor in those areas. The Director of Strategic Communications may identify other positions off the court where photographers may work, provided the view is not blocked for fans. At no time may photographers work directly from behind the official scorer's table and team benches, and in front of any courtside signage. No tripods may be placed on or beside the court.

Postgame Procedure

All interview requests for Southeast student-athletes must be made to a member of the Southeast Missouri Strategic Communications staff prior to the end of each game. Student-athletes will be escorted to postgame press conferences in the front meeting rooms of the Show Me Center. Media representatives are not allowed in the dressing room area. Redhawks head coach Rick Ray will address the media during press conferences after every game and the opposing head coach will be invited upon request. Ray will join press conferences immediately after his postgame radio obligation with the Redhawks Radio Network.

Credentials

Credentials are required for entrance to the Show Me Center. To request season or single game credentials, please contact Southeast Missouri Assistant Director of Athletics for Strategic Communications Jeff Honza by phone (573) 651-2933 or email jhonza@semo.edu / redhawk1@me.com. Credentials can be picked up at the NCAA pass gate located inside the main entrance of the Show Me Center.

Press Row

Media will be issued assigned seats course side on the north side of the Show Me Center. Press row is reserved for working media only. Professional decorum is expected at all times. Cheering or outward expression is strictly prohibited.

Gameday Information

Game notes, rosters, statistics and other information is available on press row and in the media workroom at the Show Me Center on gamedays. Weekly releases will be published online at GoSoutheast.com.

Phone Lines

One phone line will be provided to the visiting team's official radio station courtesy of the Redhawks Radio Network. If additional phone lines are needed, they must be secured by calling (573) 651-2275 at least one week in advance.

Wireless Internet

The Show Me Center is equipped with wireless internet. Please see a member of the Southeast Missouri Strategic Communications staff for login information.

YOUR REDHAWKS



2018-19 BASKETBALL NOTES / EASTERN ILLINOIS GAME

(Jan. 3). Skyler Hogan finished with 18 points, while Isaiah Gable followed close behind with 17. Mark Laros (14), Nygal Russell (11) and Jonathan Dalton rounded out the group.

Long Range Threat

Skyler Hogan made multiple 3-pointers in nine of his last 14 games. Hogan, who leads Southeast Missouri with 38 three-pointers made through 19 starts, drained at least three treys in five of his previous nine outings. He is shooting 38.8 percent (38-of-98) from beyond the arc. Hogan ranks 11th in the Ohio Valley Conference in 3-point field goal percentage and 11th in 3-point field goals made (1.9 per game).

Over 50 Percent

Southeast Missouri shot over 50 percent from the field for the second time this season in its loss to SIU Edwardsville (Jan. 3). The Redhawks went 30-of-58 for 51.7 percent. SEMO's best field goal percentage this season stands at 62.9 (39-of-62) vs. Quincy (Nov. 12).

First OVC Action

A total of six different players made their first Ohio Valley Conference appearance for Southeast Missouri at SIU Edwardsville (Jan. 3). Sage Tolbert, Skyler Hogan and Nygal Russell each logged their first career OVC starts, while Alex Caldwell, Gabe McGlothlin, and Oscar Kao came off the bench.

Draining 3s

The Redhawks matched a season-high 14 three-pointers at Florida State (Dec. 17). Southeast Missouri shot 14-of-37 behind the arc with seven treys in each half. SEMO made 11 or more 3-pointers in eight contests. The Redhawks are averaging 8.8 three-point field goals made per game.

More from the Arc

Southeast Missouri ranks second in the Ohio Valley Conference in 3-pointers made through 20 games this season. The Redhawks drained 176 three-pointers in 489 attempts. In the last 12 games, SEMO made 114 threes for an average of little under 10 per game (9.5) during that stretch.

Defending the Three

The Redhawks rank second in the Ohio Valley Conference and 32nd in the nation in 3-point field goal percentage defense. Opponents are shooting 30.1 percent from beyond the arc against Southeast Missouri this year. Murray State leads the OVC with a .274 three-point field goal percentage defense.

OVC Openers

Southeast Missouri fell to 10-18 all-time in Ohio Valley Conference openers following its loss to SIU Edwardsville (Jan. 3). The Redhawks began league play against SIUE for the first time in program history. SEMO also opened OVC play on the road for the first time since 2014-15. The Redhawks are now 1-3 in conference openers under head coach Rick Ray.

Non-Conference Wrap

The Redhawks finished non-conference play with a close 70-68 loss to Abilene Christian on Dec. 21. Southeast Missouri went 5-8 in non-league action this season.

Dalton Nets Season-High

Jonathan Dalton scored a season-best and matched a career-high 13 points against Abilene Christian (Dec. 21). Dalton shot 4-of-7 from the field, made 4-of-5 free throws and dished out seven assists. He was one of three Redhawk starters in double figures in that game. Dalton has scored double figures seven times in his career.

Strong Showing in Tallahassee

Southeast Missouri led #10 Florida State for almost 22 minutes in its 85-68 loss on Dec. 17. SEMO led by double figures twice when a Gabe McGlothlin layup gave the Redhawks an 18-8 advantage and a Skyler Hogan 3-pointer put SEMO ahead, 21-10, in the first half.

Hogan Shines

Guard Skyler Hogan is second behind Ladarrius Brewer in scoring with 12.8 points a game. Hogan tops the Redhawks with 37 three-pointers made and is SEMO's second-best free throw shooter with an 80 percent clip. He scored double figures in 14 of

his previous 17 contests. Additionally, Hogan buried multiple 3-pointers in 12 games this year.

Hogan Does it Again

Junior guard Skyler Hogan picked up his second Ohio Valley Conference Newcomer of the Week award on Dec. 10. A transfer from Embry-Riddle, Hogan averaged 19.5 points, three rebounds, 2.5 assists and one block a game while hitting 53.6 percent (15-of-28) from the field and 53.3 percent (8-of-15) from 3-point range in two games last week. He scored a season-best 25 points in the team's 77-57 win at Mississippi Valley State (Dec. 4). In that game, Hogan made 10-of-16 field goals (5-of-8 three-pointers), dished out four assists, blocked two shots, grabbed two rebounds and had a steal in 35 minutes of action. Despite a stomach illness that forced him to come off the bench and play limited minutes against Southern Illinois (Dec. 8), Hogan still managed 14 points, four rebounds and an assist in 25 minutes versus the Salukis. Eastern Kentucky forward Nick Mayo (Player of the Week) and Belmont center Nick Muszynski (Freshman of the Week) rounded out the week's honorees.

Russell Strong in First OVC Start

Freshman Nygal Russell scored 11 points in his first career Ohio Valley Conference start at SIU Edwardsville (Jan. 3). Russell made 4-of-6 field goals and buried 3-of-5 three-pointers to go along with four rebounds and two assists in 18 minutes. He started both of SEMO's OVC games for Ladarrius Brewer who was out with a hip injury.

Winning November

The Redhawks wrapped up their first month of the season with a record of 4-3. It was the first winning record in November since the Redhawks went 5-2 in their first seven games of 2013-14.

Home Record

Southeast Missouri is 3-6 at home this season. Its wins came against non-Division I opponents Quincy (102-66, Nov. 12) and Missouri S&T (72-69, Nov. 27), and Ohio Valley Conference foe UT Martin (74-69, Jan. 5). The

YOUR REDHAWKS

2018-19 BASKETBALL NOTES / EASTERN ILLINOIS GAME

Redhawks lost to Western Illinois (70-63, Dec. 1), Southern Illinois (83-73, Dec. 8), Abilene Christian (70-68, Dec. 21), Austin Peay (78-60, Jan. 10), Murray State (85-67, Jan. 12) and SIU Edwardsville (87-86, Jan. 24).

Nice Defense

Southeast Missouri ranks fourth in the Ohio Valley Conference in scoring defense allowing 74.6 points per game in 20 contests. Chattanooga's 42 points were the fewest allowed by SEMO this season. Murray State leads the league in that category with 66.7 points per game allowed.

About Eastern Illinois

Eastern Illinois comes to Cape Girardeau on a two-game winning streak and winners in three of its previous four games. The Panthers are coming off back-to-back two-point victories beating Austin Peay, 85-83, on Jan. 19 and UT Martin, 66-64, on Jan. 24. EIU gave APSU its only Ohio Valley Conference loss this season. The Panthers are second in the OVC in 3-point field goal percentage shooting 37.4 percent (167-of-446) from downtown this season. Josiah Wallace ranks among the league's top 10 scoring leaders at seventh with 15.2 points a game.

Against the Ohio Valley

Southeast Missouri is 20-37 in Ohio Valley Conference play under head coach Rick Ray. The Redhawks best OVC record with Ray at the helm was 9-7 in 2016-17. That year was also the last time SEMO made the OVC Tournament.

Logging Starts

Jonathan Dalton has started 49 games at point guard. Dalton has played in 81 games in his Southeast Missouri career. He made 44-consecutive starts prior to the Morehead State game on Jan. 17.

Gable and McGlothlin Take a Bow

Sophomore Isaiah Gable and freshman Gabe McGlothlin each reached double-digits in the scoring column for the first time in their careers. Gable scored 11 points with nine coming from 3-point range, while McGlothlin

finished with 11 points, eight rebounds and four blocks in a narrow miss of a double-double at Mississippi Valley State (Dec. 4).

On Guard

The Redhawks put together a nice defensive performance in their 77-57 win over Mississippi Valley State (Dec. 4). Southeast Missouri held the Delta Devils to just 31 percent (18-of-58) from the field and 13.3 percent (2-of-15) from 3-point range. The .133 three-point field goal percentage was the lowest by any opponent SEMO has faced through 20 games this season.

Swat Team

Southeast Missouri registered a season-high nine blocks at Mississippi Valley State (Dec. 4), the Redhawks most in any game with Rick Ray as their head coach. SEMO had no more than three blocks in its first 101 games under Ray. The nine blocks were the Redhawks most since they had nine at UT Martin on Feb. 16, 2013.

Tolbert Strong Underneath

Freshman Sage Tolbert leads Southeast Missouri with 6.4 rebounds per game. Tolbert grabbed 10 or more rebounds a team-high three times this season. His 11 rebounds at Mississippi Valley State (Dec. 4) marked a season-high. Tolbert ranks 12th in the Ohio Valley Conference in that category.

Tolbert Notches Double-Double

Freshman forward Sage Tolbert notched the first double-double of his career when he scored 11 points and grabbed 10 rebounds against Western Illinois (Dec. 1). Tolbert shot 4-of-8 from the field in 26 minutes. He became the second Redhawk to get a double-double in as many games.

Brewer Sinks Missouri S&T

Ledarrius Brewer turned in a double-double 20 points and career-high 11 rebounds, and made three free throws in the final seven seconds to send Southeast Missouri to a 72-69 victory over Missouri S&T (Nov. 27). Brewer picked up his first double-double of the season and second of his career. He shot 7-of-13 from

the field, knocked down three 3-pointers, dished out one assist and had two steals in 34 minutes. Brewer became SEMO's first player to score 20 points in a game this season.

Where They Rank

Ledarrius Brewer ranks 18th among Ohio Valley Conference leaders in scoring (12.8 ppg), 13.0 ppg) and 15th in 3-point field goals made (1.7). Sage Tolbert is 12th in the conference in rebounding (6.2 rpg) and 15th in defensive rebounds (4.0). Alex Caldwell ranks 12th in 3-point field goal percentage (.387) and Jonathan Dalton is 11th in assists (3.7 apg) and third in assist/turnover ratio (1.9). Skyler Hogan ranks 16th in scoring (13.1 ppg), ninth in 3-point field goal percentage (.394) and 10th in 3-point field goals made (1.9 per game). In addition, Isaiah Gable is 15th with 14.1 points a game in conference play.

Hogan Named OVC Newcomer of the Week

Southeast Missouri guard Skyler Hogan was named Ohio Valley Conference Newcomer of the Week on Nov. 19. Hogan won the first OVC weekly award of his career. A transfer from Embry-Riddle, Hogan led SEMO to three victories last week, including two at the South Alabama Ungar Classic. He averaged 13.7 points and 5.3 rebounds per game, while shooting 48.4 percent (15-of-31) from the field, 58.3 percent (7-of-12) from 3-point range and a perfect 4-of-4 at the free throw line. The redshirt-junior scored in double figures all three contests. He had 12 points and three rebounds in 21 minutes against Quincy (Nov. 12) and followed that up with 14 points and seven rebounds against Jacksonville (Nov. 16). Hogan then ended the week by scoring 15 points, grabbing six rebounds and gathering two blocks in a 21-point win over Chattanooga (Nov. 17). Additionally, he committed only one turnover in 76 minutes of playing time.

YOUR REDHAWKS

2018-19 BASKETBALL NOTES



► Head Coach
► Fourth Year
► Grand View College, 1994



RICK RAY

**RICK RAY
IS IN HIS FOURTH
SEASON AT
SOUTHEAST
MISSOURI IN
2018-19.**

Rick Ray has the Southeast Missouri men's basketball program moving in the right direction as the Redhawks continue to show significant

improvement under his leadership.

SEMO finished its 2017-18 season with an overall record of 14-17 and 8-10 mark in the Ohio Valley Conference. The Redhawks finished seventh in the league standings, three spots ahead of where they were picked in the preseason poll.

The Redhawks drained a single-season school record 289 three-pointers in Ray's third year as head coach last season. SEMO made 10 or more 3-pointers in 15 contests and led the

OVC with a .392 three-point field goal percentage.

Guards Denzel Mahoney and Ledarius Brewer represented SEMO on the 2017-18 All-Ohio Valley Conference teams. Mahoney earned first-team honors, while Brewer secured All-Newcomer accolades. Brewer, who ranked second on the team in scoring as a freshman, returns to the perimeter this upcoming season.

A year before that, Ray led SEMO to a +10 increase in the win column as the Redhawks were the 22nd Most Improved Team in NCAA Division I Basketball. SEMO finished at 15-18 overall and second in the Ohio Valley Conference West Division with a 9-7 mark after going 5-24 and placing last in the OVC in 2015-16.

SEMO made its 15th all-time OVC Tournament appearance with Ray winning the first game he coached at the event when the Redhawks erased a 14-point deficit to beat Tennessee State in overtime.

Statistically, SEMO made huge strides from the previous season. The Redhawks ranked among the top-five in the OVC in several categories, including steals (1st, 7.7), assist/turnover ratio (5th, 1.1) and 3-point field goals made (5th, 8.0). SEMO made its biggest jump from the 2015-16 season in turnover margin (8th to 1st), 3-point field goal percentage (last to 2nd) and free throw percentage (last to 2nd). Nationally, the Redhawks went from 331st to 49th in free throw percentage and 336th to 59th in total 3-point field goals made, while improving in many

other areas during the 2016-17 campaign.

Additionally, Ray coached a pair of All-OVC selections in guards Antonius Cleveland and Denzel Mahoney. Cleveland, who earned first-team honors, became the first SEMO player to make the national College Slam Dunk Championship and initially agreed to a deal with the Golden State Warriors. He played with both the Dallas Mavericks and Atlanta Hawks before joining the Chicago Bulls on July 23, 2018.

Mahoney was the league's Freshman of the Year, a second-team pick, All-Newcomer selection and OVC All-Tournament Team honoree. It was the first time the Redhawks had multiple All-OVC selections since 2013-14 (Tyler Stone, Jarekious Bradley).

Following the 2016-17 campaign, Ray received a two-year contract extension that runs through the 2020-21 season.

Ray was introduced as the 20th head coach in SEMO men's basketball history on April 13, 2015. He is the first African-American head coach in the 111-year history of the program.

A tireless worker, Ray is structuring his program to achieve success both on the court and in the classroom.

In his first summer on the job, Ray challenged his players to excel academically and they did so by accumulating a 3.38 grade point average, the program's highest in a summer term.

Twelve of the 15 players enrolled in summer classes posted a 3.0 or higher GPA. To



YOUR REDHAWKS

2018-19 BASKETBALL NOTES

take it even further, Ray convinced other players to remain on campus and finish what they started. As a result, seven players graduated. Nino Johnson, Jarekious Bradley, Darrian Gray and J.J. Thompson, along with former players Corey Wilford, Waylon Jones and Dainmon Gonner all earned their bachelor degrees.

The next summer, the Redhawks recorded a 3.33 GPA with six players achieving a 4.0 and 11 notching a 3.0 or higher GPA.

In Fall, 2017, SEMO's men's basketball team made the biggest improvement of all Redhawk athletic teams from the previous Fall, 2016 semester when it raised its grade point average .613 points to a 3.08. That fall, the basketball team was the only men's sport that registered a 3.0 GPA.

Ray's 2015-16 team was the first to play in a newly-renovated Show Me Center, which has served as home to Redhawk Basketball since 1987.

One of the best basketball arenas in the OVC, the Show Me Center received a new state-of-the-art center-hung video board, brand new telescopic seating, a new exterior roof and additional improvements to lighting and sound systems. All renovations were completed for the 2015-16 campaign.

Prior to SEMO, Ray spent three seasons as head coach at Mississippi State. He led the Bulldogs to a 2-2 mark in the SEC Tournament, including an upset win against Vanderbilt in 2013-14. Ray helped the development of two All-SEC

freshmen in Craig Sword and Gavin Ware, as his recruiting classes received national attention. In addition, Ray had a 100 percent graduation rate during his tenure at MSU.

Certainly no stranger to NCAA postseason play, Ray has been an assistant at three different institutions that enjoyed success at the highest level.

Before arriving in Starkville, Mississippi, Ray spent two seasons at Clemson, where he was associate head coach to Brad Brownell. Ray also spent four successful years on the staff of Matt Painter at Purdue. He began his Division I coaching career at Indiana State, serving seven seasons.

All three programs participated in the NCAA Tournament. While at Clemson coaching in the highly-competitive Atlantic Coast Conference, the Tigers won 38 games during Ray's two-year stint as associate head coach. In 2010-11, the Tigers finished the year with a 22-12 overall record and 9-7 mark in the ACC en route to making the NCAA Tournament for the fourth-straight season. Clemson advanced to the second round of the tournament that year.

Ray was an assistant coach from 2006-10 under Painter at Purdue, where the Boilermakers won 103 games during his first four years on staff, including 15 victories over Top 25 competition. During his tenure, Purdue advanced to the NCAA Tournament each season and made the Sweet 16 his last two years there.

In 2009, the Boilermakers won the Big Ten Tournament and secured a No. 5 seed in the NCAA Tournament. A year later, Ray helped the Boilermakers to 29 wins, tied for the most in Purdue history for a single season. Purdue earned a No. 4 seed and lost in the round of 16 to eventual NCAA champion Duke during the 2010 NCAA Tournament.

Ray was part of the 2006-07 Purdue staff that signed arguably the top class in school history, a group that was rated No. 5 nationally by Scout.com and No. 6 by Rivals.com. That class included All-Americans Robbie Hummel and JaJuan Johnson and current NBA player E'Twaun Moore.

While at Purdue, Ray was on Painter's staff that also included Cuonzo Martin, who recently completed his second season at Cal, and Paul Lusk, who is head coach at Missouri State.

Ray coached at Missouri Valley Conference member Indiana State for a period of seven years (1997-2004), helping ISU to consecutive 20-win seasons and NCAA Tournament appearances in 1999-2000 and 2000-01. In 1999-2000, the Sycamores compiled a 14-4 record in the MVC and won the regular season title. ISU then won the MVC Tournament the following season. The Sycamores later upset No. 4 seed Oklahoma in the first round of the 2001 NCAA Tournament. In addition, Ray was part of the ISU staff that defeated perennial power Indiana in back-to-back seasons.

Following his time at ISU, Ray spent two seasons (2004-06) as an assistant coach and recruiting coordinator at Northern Illinois. In 2005-06, the Huskies were regular season Western Division champions in the Mid-American Conference for the first time in school history with a 17-11 overall record and 12-6 ledger in the MAC.

Ray began his coaching career as a graduate assistant at the University of Nebraska-Omaha, a Division II program. He helped orchestrate a seven-win turnaround during his second season in 1996-97.

A standout player for Grand View College (Iowa), Ray was an All-American Scholar-Athlete and honorable mention all-conference performer in 1993.

He earned his undergraduate degree in applied mathematics and secondary education from Grand View in 1994. Ray received his master's degree in athletic administration from Nebraska-Omaha in 1997.

Those type of heralded credentials helped Ray make the transition to head coach.

In 2013, he was the recipient of Grand View's Distinguished Alumni Award.

Born in Gardena, California, Ray moved to Kansas City, Kansas with his family when he was six years old.

Ray and his wife, Breyana, have two sons, Deacon and Mason, and a daughter, Katriece.

YOUR REDHAWKS

2018-19 BASKETBALL NOTES

RAY YEAR-BY-YEAR RECORDS

Year	School	Assignment	Record	Conference	Postseason
1995-96	Nebraska-Omaha	Graduate Assistant	-	-	-
1996-97	Nebraska-Omaha	Graduate Assistant	-	-	-
1997-98	Indiana State	Assistant Coach	16-11	10-8	-
1998-99	Indiana State	Assistant Coach	15-12	10-8	-
1999-2000	Indiana State	Assistant Coach	22-10	14-4	NCAA Tournament First Round
2000-01	Indiana State	Assistant Coach	22-12	10-8	NCAA Tournament Second Round
2001-02	Indiana State	Assistant Coach	6-22	4-14	-
2002-03	Indiana State	Assistant Coach	7-24	2-16	-
2003-04	Indiana State	Assistant Coach	9-19	5-13	-
2004-05	Northern Illinois	Assistant Coach	11-17	7-11	-
2005-06	Northern Illinois	Assistant Coach	17-11	12-6	-
2006-07	Purdue	Assistant Coach	22-12	9-7	NCAA Tournament Second Round
2007-08	Purdue	Assistant Coach	25-9	15-3	NCAA Tournament Second Round
2008-09	Purdue	Assistant Coach	27-10	11-7	NCAA Tournament Sweet 16
2009-10	Purdue	Assistant Coach	29-6	14-4	NCAA Tournament Sweet 16
2010-11	Clemson	Associate Head Coach	22-12	9-7	NCAA Tournament Second Round
2011-12	Clemson	Associate Head Coach	16-15	8-8	-
2012-13	Mississippi State	Head Coach	10-22	4-14	-
2013-14	Mississippi State	Head Coach	14-19	3-15	-
2014-15	Mississippi State	Head Coach	13-19	6-12	-
2015-16	Southeast Missouri	Head Coach	5-24	2-14	-
2016-17	Southeast Missouri	Head Coach	15-18	9-7	OVC Tournament Quarterfinals
2017-18	Southeast Missouri	Head Coach	14-17	8-10	-
2018-19	Southeast Missouri	Head Coach	6-14	1-6	-

Career Record: 77-133 (7 years)

Record at Southeast Missouri: 40-73, 20-37 OVC (4 years)

Record at Mississippi State: 37-60, 13-41 SEC (3 years)

Record as a college assistant/associate head coach: 266-202

YOUR REDHAWKS


2018-19 BASKETBALL NOTES



0 ALEX CALDWELL
G / 6-0 / 170 / Fr.
Columbia, S.C.



1 KHALIL CUFFEE
G / 6-4 / 210 / R-Fr.
Fairburn, Ga.




2 JORDAN LOVE
G / 6-5 / 165 / Fr.
Durham, N.C.



3 SKYLER HOGAN
G / 6-5 / 213 / Jr.
Melbourne, Fla.




4 OSCAR KAO
G / 6-0 / 175 / So.
Taipei, Taiwan




5 JONATHAN DALTON
G / 5-10 / 155 / Sr.
New Orleans, La.




11 NYGAL RUSSELL
G / 6-4 / 195 / R-Fr.
Houston, Texas




13 ISAIAH GABLE
F / 6-7 / 195 / So.
Greenville, Ohio




14 QUATARRUS WILSON
F / 6-8 / 200 / Sr.
Mobile, Ala.



15 DONNIE LEWIS
G / 6-1 / 170 / Sr.
Lexington, Ky.



22 JACK LAKE
C / 6-8 / 215 / Sr.
Jackson, Mo.




23 SAGE TOLBERT
F / 6-8 / 200 / Fr.
Richmond, Texas



25 LEDARRUS BREWER
G / 6-5 / 200 / So.
Meridian, Miss.



30 GABE MCGLOTHLIN
F / 6-7 / 225 / Fr.
Gilbert, Ariz.



42 MARK LAROS
C / 6-10 / 223 / Sr.
Hengelo, Netherlands



RICK RAY
Head Coach
Fourth Season



ADAM GORDON
Associate Head Coach
Fourth Season



NICK LAGROONE
Assistant Coach
Fourth Season



KEITH PICKENS
Assistant Coach
First Season



KEVIN KOZAN
Graduate Assistant
First Season



AL MYERS
Director of Operations
First Season



YOUR REDHAWKS

2018-19 BASKETBALL NOTES



2018-19 Southeast Missouri Basketball Southeast Missouri Combined Team Statistics (as of Jan 24, 2019) All games



RECORD:	OVERALL	HOME	AWAY	NEUTRAL
ALL GAMES	6-14	3-6	1-8	2-0
CONFERENCE	1-6	1-3	0-3	0-0
NON-CONFERENCE	5-8	2-3	1-5	2-0

#	Player	gp-gs	min	avg	Total		3-Point		F-Throw		Rebounds				pf	dq	a	to	blk	stl	pts	avg
					fg-fga	fg%	3fg-fga	3fg%	ft-fa	ft%	off	def	tot	avg								
25	BREWER, Ledarius	18-16	515	28.6	87-227	.383	30-106	.283	37-51	.725	15	71	86	4.8	47	3	35	51	7	21	241	13.4
03	HOGAN, Skyler	20-19	556	27.8	93-203	.458	38-98	.388	28-37	.757	13	57	70	3.5	30	0	21	23	5	16	252	12.6
00	CALDWELL, Alex	18-4	373	20.7	54-120	.450	24-62	.387	27-33	.818	9	30	39	2.2	35	0	35	25	4	18	159	8.8
13	GABLE, Isaiah	20-20	470	23.5	56-128	.438	33-88	.375	19-25	.760	8	52	60	3.0	48	0	18	27	5	8	164	8.2
23	TOLBERT, Sage	20-19	423	21.2	53-108	.491	2-5	.400	21-44	.477	43	83	126	6.3	71	7	6	48	11	12	129	6.5
05	DALTON, Jonathan	20-18	540	27.0	37-88	.420	13-32	.406	40-53	.755	3	48	51	2.6	33	0	74	40	1	12	127	6.4
30	MCGLOTHAN, Gabe	20-1	392	19.6	45-111	.405	7-33	.212	14-24	.583	32	71	103	5.2	63	0	18	18	14	10	111	5.6
42	LAROS, Mark	20-0	311	15.6	45-78	.577	6-15	.400	13-24	.542	23	41	64	3.2	35	0	5	20	6	6	109	5.5
11	RUSSELL, Nygal	20-3	310	15.5	33-87	.379	11-32	.344	18-32	.563	10	49	59	3.0	37	1	29	25	2	6	95	4.8
01	CUFFEE, Khalil	10-0	28	2.8	10-19	.526	7-15	.467	1-4	.250	0	2	2	0.2	5	0	1	4	0	2	28	2.8
04	KAO, Oscar	11-0	54	4.9	10-19	.526	5-11	.455	2-2	1.000	1	6	7	0.6	5	0	5	2	0	1	27	2.5
15	LEWIS, Donnie	17-0	128	7.5	1-4	.250	0-2	.000	0-1	.000	1	3	4	0.2	11	0	16	5	0	3	2	0.1
Team											36	28	64				4					
Total.....		20	4100		524-1192	.440	176-499	.353	220-330	.667	194	541	735	36.8	420	11	263	292	55	115	1444	72.2
Opponents.....		20	4100		521-1202	.433	154-512	.301	296-428	.692	215	528	743	37.2	321	-	289	254	76	118	1492	74.6

TEAM STATISTICS	SEMO	OPP
SCORING	1444	1492
Points per game	72.2	74.6
Scoring margin	-2.4	-
FIELD GOALS-ATT	524-1192	521-1202
Field goal pct	.440	.433
3 POINT FG-ATT	176-499	154-512
3-point FG pct	.353	.301
3-pt FG made per game	8.8	7.7
FREE THROWS-ATT	220-330	296-428
Free throw pct	.667	.692
F-Throws made per game	11.0	14.8
REBOUNDS	735	743
Rebounds per game	36.8	37.2
Rebounding margin	-0.4	-
ASSISTS	263	289
Assists per game	13.2	14.5
TURNOVERS	292	254
Turnovers per game	14.6	12.7
Turnover margin	-1.9	-
Assist/turnover ratio	0.9	1.1
STEALS	115	118
Steals per game	5.8	5.9
BLOCKS	55	76
Blocks per game	2.8	3.8
ATTENDANCE	13058	25247
Home games-Avg/Game	9-1451	9-2805
Neutral site-Avg/Game	-	2-0

Score by Periods	1st	2nd	OT	OT2	OT3	Totals
Southeast Missouri	622	788	24	2	8	1444
Opponents	681	781	19	2	9	1492

Date	Opponent	Score	Att.
11-06-18	at Saint Louis	L 65-75	6028
11-10-18	at Bradley	L 57-68	5181
11-12-18	QUINCY	W 102-66	768
! 11-16-18	vs Jacksonville	W 77-71	0
! 11-17-18	vs Chattanooga	W 63-42	0
! 11-19-18	at South Alabama	L 58-79	1482
11-27-18	MISSOURI S&T	W 72-69	650
12-01-18	WESTERN ILLINOIS	L 63-70	821
12-04-18	at Mississippi Valley State	W 77-57	978
12-08-18	SOUTHERN ILLINOIS	L 73-83	3432
12-15-18	at The Citadel	L 74-86	922
12-17-18	at Florida State	L 68-85	5726
12-21-18	ABILENE CHRISTIAN	L 68-70	672
* 01-03-19	at SIUE	L 88-94	1046
* 01-05-19	UT MARTIN	Wot 74-69	1287
* 01-10-19	AUSTIN PEAY	L 60-78	1097
* 01-12-19	MURRAY STATE	L 67-85	3143
* 01-17-19	at Morehead State	L 69-73	2024
* 01-19-19	at Eastern Kentucky	L 83-85	1860
* 01-24-19	SIUE	Lo3 86-87	1188

* = Conference game

! = South Alabama Tournament - Mobile, Ala.

YOUR REDHAWKS

2018-19 BASKETBALL NOTES



2018-19 Southeast Missouri Basketball Southeast Missouri Combined Team Statistics (as of Jan 24, 2019) Conference games only



RECORD:	OVERALL	HOME	AWAY	NEUTRAL
ALL GAMES	1-6	1-3	0-3	0-0
CONFERENCE	1-6	1-3	0-3	0-0
NON-CONFERENCE	0-0	0-0	0-0	0-0

##	Player	gp-gs	min	avg	Total		3-Point		F-Throw		Rebounds				pf	dq	a	to	blk	stl	pts	avg
					fg-fga	fg%	3fg-fga	3fg%	ft-fa	ft%	off	def	tot	avg								
13	GABLE, Isaiah	7-7	198	28.3	32-61	.525	17-37	.459	11-14	.786	4	21	25	3.6	19	0	2	10	0	4	92	13.1
25	BREWER, Ledarius	5-3	149	29.8	21-53	.396	4-18	.222	19-24	.792	8	8	16	3.2	12	0	9	13	4	9	65	13.0
03	HOGAN, Skylar	7-7	207	29.6	32-70	.457	8-32	.250	16-24	.667	3	24	27	3.9	10	0	7	8	0	8	88	12.6
00	CALDWELL, Alex	6-4	143	23.8	13-32	.406	6-16	.375	12-14	.857	1	8	9	1.5	12	0	9	12	0	7	44	7.3
05	DALTON, Jonathan	7-5	207	29.6	13-37	.351	2-8	.250	22-30	.733	1	19	20	2.9	10	0	24	12	0	5	50	7.1
23	TOLBERT, Sage	7-6	141	20.1	21-37	.568	1-1	1.000	5-10	.500	15	30	45	6.4	27	4	1	17	4	4	48	6.9
42	LAROS, Mark	7-0	114	16.3	19-34	.559	4-9	.444	5-9	.556	5	11	16	2.3	14	0	1	8	2	3	47	6.7
11	RUSSELL, Nygal	7-2	108	15.4	13-33	.394	6-13	.462	12-20	.600	4	13	17	2.4	15	0	13	9	2	1	44	6.3
30	MCGLOTHAN, Gabe	7-1	135	19.3	16-40	.400	1-7	.143	6-9	.667	12	26	38	5.4	24	0	6	9	3	3	39	5.6
04	KAO, Oscar	3-0	13	4.3	2-3	.667	1-2	.500	0-0	.000	0	3	3	1.0	0	0	0	0	0	1	5	1.7
01	CUFFEE, Khalil	3-0	6	2.0	1-3	.333	1-2	.500	0-0	.000	0	0	0	0.0	1	0	0	1	0	0	3	1.0
15	LEWIS, Donnie	7-0	79	11.3	1-3	.333	0-1	.000	0-1	.000	1	1	2	0.3	4	0	10	2	0	1	2	0.3
Team											11	14	25				2					
Total.....		7	1500		184-406	.453	51-146	.349	108-155	.697	65	178	243	34.7	148	4	82	103	15	46	527	75.3
Opponents.....		7	1500		202-446	.453	63-186	.339	104-142	.732	85	181	266	38.0	127	-	109	90	24	40	571	81.6

TEAM STATISTICS	SEMO	OPP
SCORING	527	571
Points per game	75.3	81.6
Scoring margin	-6.3	-
FIELD GOALS-ATT	184-406	202-446
Field goal pct	.453	.453
3 POINT FG-ATT	51-146	63-186
3-point FG pct	.349	.339
3-pt FG made per game	7.3	9.0
FREE THROWS-ATT	108-155	104-142
Free throw pct	.697	.732
F-Throws made per game	15.4	14.9
REBOUNDS	243	266
Rebounds per game	34.7	38.0
Rebounding margin	-3.3	-
ASSISTS	82	109
Assists per game	11.7	15.6
TURNOVERS	103	90
Turnovers per game	14.7	12.9
Turnover margin	-1.9	-
Assist/turnover ratio	0.8	1.2
STEALS	46	40
Steals per game	6.6	5.7
BLOCKS	15	24
Blocks per game	2.1	3.4
ATTENDANCE	6715	4930
Home games-Avg/Game	4-1679	3-1643
Neutral site-Avg/Game	-	0-0

Date	Opponent	Score	Att.
* 01-03-19	at SIUE	L 88-94	1046
* 01-05-19	UT MARTIN	Wot 74-69	1287
* 01-10-19	AUSTIN PEAY	L 60-78	1097
* 01-12-19	MURRAY STATE	L 67-85	3143
* 01-17-19	at Morehead State	L 69-73	2024
* 01-19-19	at Eastern Kentucky	L 83-85	1860
* 01-24-19	SIUE	Lo3 86-87	1188

* = Conference game

! = South Alabama Tournament - Mobile, Ala.

Score by Periods	1st	2nd	OT	OT2	OT3	Totals
Southeast Missouri	201	292	24	2	8	527
Opponents	266	275	19	2	9	571

YOUR REDHAWKS

2018-19 BASKETBALL NOTES

Comparison Game-by-Game (Southeast Missouri/Opponent)

Opponent	1st	2nd	Score	Mar	Total FG	FG Pct	3-Pointers	3FG Pct	Free Throws	FT Pct	Rebounds (Mar)	Assist	T/Over	Block	Steal	Fouls
Saint Louis	24/40	41/35	65-75	(10)	25-58/26-54	.431/.481	7-17/4-25	.412/.160	8-10/19-33	.800/.576	31/39 (8)	14/16	16/14	1/4	4/9	28/15
Bradley	23/31	34/37	57-68	(11)	18-57/29-49	.316/.388	4-23/8-23	.174/.348	17-25/22-32	.680/.688	40/37 +3	9/14	15/13	2/6	3/9	28/23
Quincy	53/32	49/34	102-66	+36	39-62/23-62	.629/.371	14-28/5-21	.500/.238	10-14/15-10	.714/.750	34/31 +3	22/11	7/12	2/2	7/2	21/14
Jacksonville	33/32	44/39	77-71	+6	26-65/31-72	.400/.431	9-25/6-28	.360/.214	16-20/3-5	.800/.600	49/35 +14	14/21	15/11	3/8	2/7	14/20
UT Chattanooga	26/17	37/25	63-42	+21	25-56/15-59	.446/.254	5-17/6-36	.294/.167	8-10/6-10	.800/.600	43/34 +9	10/7	17/13	3/0	5/4	16/14
South Alabama	30/39	28/40	58-79	(21)	21-62/27-57	.339/.474	6-28/13-34	.214/.382	10-16/12-21	.625/.571	46/32 +14	13/19	15/8	2/4	4/6	17/18
Missouri S&T	39/32	33/37	72-69	+3	29-59/24-60	.492/.400	8-24/8-26	.333/.308	6-13/13-19	.462/.684	41/33 +8	12/9	22/16	2/1	11/8	18/12
Western Illinois	27/27	36/43	63-70	(7)	23-66/24-52	.348/.462	9-31/8-20	.290/.400	8-10/14-17	.800/.824	36/39 (3)	14/11	10/14	4/4	8/3	17/12
Mississippi Valley State	33/25	44/32	77-57	+20	29-67/18-58	.433/.310	12-29/2-15	.414/.133	7-13/19-34	.538/.559	44/44 -	15/8	12/14	9/3	7/6	26/9
Southern Illinois	33/35	40/48	73-83	(10)	27-60/28-54	.450/.519	14-36/9-21	.389/.429	5-10/18-22	.500/.818	28/37 (9)	14/21	11/10	2/5	5/4	20/17
The Citadel	35/41	39/45	74-86	(12)	29-66/30-67	.439/.448	12-34/11-36	.353/.306	4-11/15-20	.364/.750	42/41 +1	16/16	15/10	6/5	3/5	19/11
Florida State	34/34	34/51	68-85	(17)	25-59/31-62	.424/.500	14-37/7-26	.378/.269	4-10/16-25	.400/.640	28/46 (18)	14/15	11/15	1/5	6/6	21/13
Abilene Christian	31/30	37/40	68-70	(2)	24-49/23-50	.490/.460	11-24/4-15	.458/.267	9-13/20-28	.692/.714	30/29 +1	14/12	23/14	3/5	4/9	27/16
SIU Edwardsville	30/45	58/49	88-94	(6)	30-58/35-60	.517/.583	13-26/10-22	.500/.455	15-18/14-16	.833/.875	27/28 (1)	20/19	15/13	2/2	5/4	19/16
UT Martin	17/33	41/25	74-69	+5	26-60/24-72	.433/.333	10-29/8-35	.345/.229	12-19/13-19	.632/.684	45/44 +1	14/4	24/18	1/4	7/7	19/19
Austin Peay	20/37	40/41	60-78	(18)	19-46/31-59	.413/.525	2-14/8-21	.143/.381	20-29/8-9	.690/.889	29/31 (2)	6/14	17/14	1/3	6/8	15/20
Murray State	38/46	29/39	67-85	(18)	24-55/33-63	.436/.524	7-22/9-27	.318/.333	12-15/10-16	.800/.625	25/41 (16)	9/21	9/7	2/1	6/4	17/14
Morehead State	28/30	41/43	69-73	(4)	29-63/24-53	.460/.453	6-18/11-25	.333/.440	5-9/14-19	.556/.737	38/28 +10	13/19	11/10	4/9	7/3	27/13
Eastern Kentucky	32/41	51/44	83-85	(2)	26-57/27-54	.456/.500	8-20/9-22	.400/.409	23-29/22-33	.793/.667	28/36 (8)	12/19	12/15	1/1	9/6	24/21
SIU Edwardsville	36/34	32/34	86-87	(1)	30-67/28-85	.448/.329	5-17/8-34	.294/.235	21-35/23-31	.600/.742	51/58 (7)	8/13	15/13	4/4	6/8	27/24
Eastern Illinois																
Belmont																
Tennessee State																
Tennessee Tech																
Jacksonville State																
UT Martin																
Eastern Illinois																
Austin Peay																
Murray State																
Tennessee State																
Belmont																

Points in the Paint, Second Chance Points, Points Off Turnovers, Fastbreak Points, Bench Points

Opponent	W/L	POINTS IN THE PAINT		2ND CHANCE POINTS		POINTS OFF TURNOVERS		FAST BREAK POINTS		BENCH POINTS	
		SEMO	OPP	SEMO	OPP	SEMO	OPP	SEMO	OPP	SEMO	OPP
Saint Louis	L	26	34	6	22	12	23	18	17	23	24
Bradley	L	24	22	11	7	15	17	2	10	16	16
Quincy	W	36	32	10	12	12	11	8	2	58	22
Jacksonville	W	30	40	17	8	10	15	11	13	36	19
UT Chattanooga	W	32	10	2	2	8	12	23	4	19	7
South Alabama	L	28	24	14	3	4	18	6	19	23	24
Missouri S&T	W	36	30	11	13	15	13	6	4	27	6
Western Illinois	L	22	24	2	8	9	10	2	0	25	5
Mississippi Valley State	W	28	22	12	13	17	12	4	4	27	22
Southern Illinois	L	16	32	9	13	14	14	2	0	33	3
The Citadel	L	32	38	11	9	11	27	15	17	35	29
Florida State	L	12	48	5	16	15	20	5	14	21	43
Abilene Christian	L	22	28	1	4	18	19	0	0	14	4
SIU Edwardsville	L	26	36	15	10	16	17	6	11	15	10
UT Martin	W	32	28	9	13	16	20	10	2	20	38
Austin Peay	L	28	28	11	14	9	22	6	0	16	18
Murray State	L	20	36	4	19	11	13	2	6	37	34
Morehead State	L	36	22	5	13	14	5	0	0	23	8
Eastern Kentucky	L	32	36	2	5	19	20	5	4	29	35
SIU Edwardsville	L	38	38	7	20	10	11	4	6	29	11
Eastern Illinois											
Belmont											
Tennessee State											
Tennessee Tech											
Jacksonville State											
UT Martin											
Eastern Illinois											
Austin Peay											
Murray State											
Tennessee State											
Belmont											

YOUR REDHAWKS

2018-19 BASKETBALL NOTES

Game-by-Game Leaders

Opponent	W/L	Score	Points	Rebounds	Assists	Blocks	Steals
Saint Louis	L	65-75	Brewer - 18	Brewer - 7	Caldwell - 4	Gable - 1	Brewer - 2
Bradley	L	57-68	Tolbert - 13	Brewer, Tolbert - 8	Dalton, Brewer - 3	Tolbert, McGlothan - 1	Caldwell, McGlothan, Laros - 1
Quincy	W	102-66	Caldwell - 15	Brewer, Tolbert - 4	Kao - 4	Gable, Brewer - 1	Cuffee - 2
Jacksonville	W	77-71	Caldwell - 17	Hogan, Brewer - 7	Brewer - 6	Tolbert, Caldwell, McGlothan - 1	Caldwell, Laros - 1
UT Chattanooga	W	63-42	Hogan - 15	Tolbert - 10	Brewer - 4	Hogan - 2	Tolbert, Caldwell - 2
South Alabama	L	79-58	Tolbert - 11	Laros - 9	Dalton - 7	Gable, McGlothan - 1	Hogan, Dalton, Brewer, Russell - 1
Missouri S&T	W	72-69	Brewer - 20	Brewer - 11	Caldwell - 4	Caldwell, McGlothan - 1	Caldwell - 3
Western Illinois	L	63-70	Hogan - 18	Tolbert - 10	Hogan, Caldwell - 3	Caldwell - 2	Brewer - 2
Mississippi Valley State	W	77-57	Hogan - 25	Tolbert - 11	Hogan, Dalton - 4	McGlothan - 4	Gable, Tolbert, Hogan, Dalton, Caldwell, Russell, McGlothan - 1
Southern Illinois	L	73-83	Brewer - 17	Laros - 5	Dalton - 4	Gable - 2	Dalton, Brewer - 2
The Citadel	L	74-86	Brewer - 24	Tolbert - 7	Dalton, Caldwell - 3	Brewer, McGlothan, Laros - 2	Hogan, Caldwell, Lewis - 1
Florida State	L	68-85	Brewer - 16	Tolbert - 5	Dalton - 5	Tolbert - 1	Hogan, Brewer - 2
Abilene Christian	L	68-70	Brewer - 15	McGlothan - 5	Dalton - 7	Tolbert, McGlothan, Laros - 1	Tolbert, Hogan, Brewer, McGlothan - 1
SIU Edwardsville	L	88-94	Hogan - 18	Gable - 6	Dalton - 8	Tolbert, Russell - 1	Gable, Tolbert, Hogan, Caldwell, McGlothan - 1
UT Martin	W	74-69 ^{OT}	Gable - 28	Gable, Tolbert, Hogan - 7	Dalton, Russell - 5	Tolbert - 1	Hogan, Dalton - 2
Austin Peay	L	60-78	Hogan - 16	Tolbert - 10	Brewer - 2	McGlothan - 1	Brewer, Caldwell - 2
Murray State	L	67-85	Brewer - 13	Gable, Tolbert, Hogan, Kao, McGlothan - 3	Dalton, Lewis - 3	Russell, McGlothan - 1	Brewer - 2
Morehead State	L	69-73	Gable - 20	Tolbert - 8	Hogan, Brewer, Lewis - 3	Tolbert - 2	McGlothan, Laros - 2
Eastern Kentucky	L	83-85	Hogan - 20	McGlothan - 6	Russell - 5	Brewer - 1	Caldwell, Brewer, Dalton - 2
SIU Edwardsville	L	86-87 ^{3OT}	Brewer - 24	McGlothan - 16	Dalton - 4	Brewer - 2	Hogan, Brewer - 2
Eastern Illinois							
Belmont							
Tennessee State							
Tennessee Tech							
Jacksonville State							
UT Martin							
Eastern Illinois							
Austin Peay							
Murray State							
Tennessee State							
Belmont							

Game-by-Game Starters

Opponent	W/L	Score	Guard	Guard	Guard	Forward	Forward/Center	First Man Off the Bench
Saint Louis	L	65-75	Dalton	Hogan	Brewer	Gable	Tolbert, F	McGlothan, 7 pts., 6 reb., 26 min.
Bradley	L	57-68	Dalton	Hogan	Brewer	Gable	Tolbert, F	McGlothan, 3 pts., 3 reb., 16 min.
Quincy	W	102-66	Dalton	Hogan	Brewer	Gable	Tolbert, F	Caldwell, 15 pts., 3 reb., 2 assists, 21 min.
Jacksonville	W	77-71	Dalton	Hogan	Brewer	Gable	Tolbert, F	Laros, 11 pts., 8 reb., 1 steal, 19 min.
UT Chattanooga	W	63-42	Dalton	Hogan	Brewer	Gable	Tolbert, F	Caldwell, 7 pts., 3 reb., 19 min.
South Alabama	L	58-79	Dalton	Hogan	Brewer	Gable	Tolbert, F	McGlothan, 7 pts., 5 reb., 23 min.
Missouri S&T	W	72-69	Dalton	Hogan	Brewer	Gable	Tolbert, F	McGlothan, 9 pts., 9 reb., 27 min.
Western Illinois	L	63-70	Dalton	Hogan	Brewer	Gable	Tolbert, F	Caldwell, 11 pts., 3 assists, 2 blocks, 17 min.
Mississippi Valley State	W	77-57	Dalton	Hogan	Brewer	Gable	Tolbert, F	McGlothan, 11 pts., 8 reb., 3 assists, 4 blocks, 27 min.
Southern Illinois	L	73-83	Dalton	Russell	Brewer	Gable	Tolbert, F	McGlothan, 7 pts., 2 reb., 17 min.
The Citadel	L	74-86	Dalton	Hogan	Brewer	Gable	Tolbert, F	Russell, 8 pts., 5 reb., 2 assists, 18 min.
Florida State	L	68-85	Dalton	Hogan	Brewer	Gable	Tolbert, F	Laros, 2 reb., 10 min.
Abilene Christian	L	68-70	Dalton	Hogan	Brewer	Gable	Tolbert, F	McGlothan, 5 reb., 18 min.
SIU Edwardsville	L	88-94	Dalton	Hogan	Russell	Gable	Tolbert, F	Caldwell, 4 pts., 4 assists, 21 min.
UT Martin	W	74-69 ^{OT}	Dalton	Hogan	Russell	Gable	Tolbert, F	Laros, 2 reb., 17 min.
Austin Peay	L	60-78	Dalton	Hogan	Caldwell	Gable	Tolbert, F	McGlothan, 1 reb., 19 min.
Murray State	L	67-85	Dalton	Hogan	Caldwell	Gable	Tolbert, F	McGlothan, 4 pts., 3 reb., 20 min.
Morehead State	L	69-73	Caldwell	Hogan	Brewer	Gable	Tolbert, F	Dalton, 6 pts., 3 reb., 21 min.
Eastern Kentucky	L	83-85	Caldwell	Hogan	Brewer	Gable	Tolbert, F	Dalton, 8 pts., 24 min.
SIU Edwardsville	L	86-87 ^{3OT}	Dalton	Hogan	Brewer	Gable	McGlothan, F	Tolbert, 18 pts., 8 reb., 24 min.
Eastern Illinois								
Belmont								
Tennessee State								
Tennessee Tech								
Jacksonville State								
UT Martin								
Eastern Illinois								
Austin Peay								
Murray State								
Tennessee State								
Belmont								

Starting Lineup Combinations

Record	Guard	Guard	Guard	Forward	Forward/Center
5-7	Dalton	Hogan	Brewer	Gable	Tolbert, F
0-1	Dalton	Russell	Brewer	Gable	Tolbert, F
1-1	Dalton	Hogan	Russell	Gable	Tolbert, F
0-2	Dalton	Hogan	Caldwell	Gable	Tolbert, F
0-2	Caldwell	Hogan	Brewer	Gable	Tolbert, F
0-1	Dalton	Hogan	Brewer	Gable	McGlothan, F

YOUR REDHAWKS

2018-19 BASKETBALL NOTES

	Score	FG-A	Pct.	3FG-A	Pct.	FT-A	Pct.	OFF	DEF	Total	E	A	TO	B	S
Southeast Missouri	L, 65-75	25-58	.431	7-17	.412	8-10	.800	6	25	31	28	14	16	1	4
Saint Louis		26-54	.481	4-25	.160	19-33	.576	11	28	39	15	16	14	4	9
Southeast Missouri	L, 57-68	18-57	.316	4-23	.174	17-25	.680	14	26	40	28	9	15	2	3
Bradley		19-49	.388	8-23	.348	22-32	.688	9	28	37	23	14	13	6	9
Southeast Missouri	W, 102-66	39-62	.629	14-28	.500	10-14	.714	6	28	34	21	22	7	2	7
Quincy		23-62	.371	5-21	.238	15-20	.750	12	19	31	14	11	12	2	2
Southeast Missouri	W, 77-71	26-65	.400	9-25	.360	16-20	.800	17	32	49	14	14	15	3	2
Jacksonville		31-72	.431	6-28	.214	3-5	.600	11	24	35	20	21	11	8	7
Southeast Missouri	W, 63-42	25-56	.446	5-17	.294	8-10	.800	7	36	43	16	10	17	3	5
UT Chattanooga		15-59	.254	6-36	.167	6-10	.600	9	25	34	14	7	13	0	4
Southeast Missouri	L, 58-79	21-62	.339	6-28	.214	10-16	.625	16	30	46	17	13	15	2	4
South Alabama		27-57	.474	13-34	.382	12-21	.571	4	28	32	18	19	8	4	6
Southeast Missouri	W, 72-69	29-59	.492	8-24	.333	6-13	.462	11	30	41	18	12	22	2	11
Missouri S&T		24-60	.400	8-26	.308	13-19	.684	11	22	33	12	9	16	1	8
Southeast Missouri	L, 63-70	23-66	.348	9-31	.290	8-10	.800	11	25	36	17	14	10	4	8
Western Illinois		24-52	.462	8-20	.400	14-17	.824	7	32	39	12	11	14	4	3
Southeast Missouri	W, 77-57	29-67	.433	12-29	.414	7-13	.538	13	31	44	26	15	12	9	7
Mississippi Valley State		18-58	.310	2-15	.133	19-34	.559	18	26	44	9	8	14	3	6
Southeast Missouri	L, 73-83	27-60	.450	14-36	.389	5-10	.500	9	19	28	20	14	11	2	5
Southern Illinois		28-54	.519	9-21	.429	18-22	.818	9	28	37	17	21	10	5	4
Southeast Missouri	L, 74-86	29-66	.439	12-34	.353	4-11	.364	8	34	42	19	16	15	6	3
The Citadel		30-67	.448	11-36	.306	15-20	.750	7	34	41	11	16	10	5	5
Southeast Missouri	L, 68-85	25-59	.424	14-37	.378	4-10	.400	7	21	28	21	14	11	1	6
Florida State		31-62	.500	7-26	.269	16-25	.640	17	29	46	13	15	15	5	6
Southeast Missouri	L, 68-70	24-49	.490	11-24	.458	9-13	.692	4	26	30	27	14	23	3	4
Abilene Christian		23-50	.460	4-15	.267	20-28	.714	5	24	29	16	12	14	5	9
Southeast Missouri	L, 88-94	30-58	.517	13-26	.500	15-18	.833	10	17	27	19	20	15	2	5
SIU Edwardsville		35-60	.583	10-22	.455	14-16	.875	10	18	28	16	19	13	2	4
Southeast Missouri	W, 75-69 ^{OT}	26-60	.433	10-29	.345	12-19	.632	9	36	45	19	14	24	1	7
UT Martin		24-72	.333	8-35	.229	13-19	.684	14	30	44	19	4	18	4	7
Southeast Missouri	L, 60-78	19-46	.413	2-14	.143	20-29	.690	12	17	29	15	6	17	1	6
Austin Peay		31-59	.525	8-21	.381	8-9	.889	11	20	31	20	14	14	3	8
Southeast Missouri	L, 67-85	24-55	.436	7-22	.318	12-15	.800	7	18	25	17	9	9	2	6
Murray State		33-63	.524	9-27	.333	10-16	.625	14	27	41	14	21	7	1	4
Southeast Missouri	L, 69-73	29-63	.460	6-18	.333	5-9	.556	15	23	38	27	13	11	4	7
Morehead State		24-53	.453	11-25	.440	14-19	.737	8	20	28	13	19	10	9	3
Southeast Missouri	L, 83-85	26-57	.456	8-20	.400	23-29	.793	4	24	28	24	12	12	1	9
Eastern Kentucky		27-54	.500	9-22	.409	22-33	.667	7	29	36	21	19	15	1	6
Southeast Missouri	L, 86-87 ^{3OT}	30-67	.448	5-17	.294	21-35	.600	8	43	51	27	8	15	4	6
SIU Edwardsville		28-85	.329	8-34	.235	23-31	.742	21	37	58	24	13	13	4	8
Southeast Missouri															
Eastern Illinois															
Southeast Missouri															
Belmont															
Southeast Missouri															
Tennessee State															
Southeast Missouri															
Tennessee Tech															
Southeast Missouri															
Jacksonville State															
Southeast Missouri															
UT Martin															
Southeast Missouri															
Eastern Illinois															
Southeast Missouri															
Austin Peay															
Southeast Missouri															
Murray State															
Southeast Missouri															
Tennessee State															
Southeast Missouri															
Belmont															

YOUR REDHAWKS

2018-19 BASKETBALL NOTES

GAME-BY-GAME LEADERS SUMMARY (# OF GAMES)

Points	
Ledarrius Brewer.....	8
Skyler Hogan.....	6
Sage Tolbert.....	2
Alex Caldwell.....	2
Isaiah Gable.....	2

Rebounds	
Sage Tolbert.....	11
Ledarrius Brewer.....	4
Gabe McGlothan.....	4
Mark Laros.....	3
Isaiah Gable.....	3
Skyler Hogan.....	2
Oscar Kao.....	1

Assists	
Jonathan Dalton.....	11
Ledarrius Brewer.....	5
Alex Caldwell.....	3
Skyler Hogan.....	3
Nygal Russell.....	2
Donnie Lewis.....	1
Oscar Kao.....	1

Blocks	
Gabe McGlothan.....	9
Sage Tolbert.....	7
Isaiah Gable.....	4
Ledarrius Brewer.....	4
Alex Caldwell.....	3
Mark Laros.....	2
Nygal Russell.....	2
Skyler Hogan.....	1

Steals	
Ledarrius Brewer.....	10
Alex Caldwell.....	9
Skyler Hogan.....	8
Gabe McGlothan.....	5
Jonathan Dalton.....	5
Sage Tolbert.....	4
Mark Laros.....	3
Nygal Russell.....	2
Isaiah Gable.....	2
Khalil Cuffee.....	1
Donnie Lewis.....	1

Dunks (# for 2018-19 Season)	
Sage Tolbert.....	9
Ledarrius Brewer.....	7
Gabe McGlothan.....	7
Nygal Russell.....	4
Mark Laros.....	2
Khalil Cuffee.....	1
Skyler Hogan.....	1
Isaiah Gable.....	1
Alex Caldwell.....	1

Games Played/Started		
	2018-19	Career
Jonathan Dalton	20/18	81/49
Ledarrius Brewer	18/16	49/43
Donnie Lewis	17/0	48/2
Mark Laros	20/0	47/7
Isaiah Gable	20/20	35/20
Sage Tolbert	20/19	20/19
Skyler Hogan	20/19	20/19
Nygal Russell	20/3	20/3
Gabe McGlothan	20/1	20/1
Alex Caldwell	18/4	18/4
Oscar Kao	11/0	11/0
Khalil Cuffee	10/0	10/0

CAREER LEDGER

Double-Digit Point Games		
	2018-19	Career
Ledarrius Brewer.....	14	36
Skyler Hogan.....	14	14
Jonathan Dalton.....	2	7
Alex Caldwell.....	6	6
Isaiah Gable.....	5	5
Mark Laros.....	3	5
Sage Tolbert.....	3	3
Gabe McGlothan.....	2	2
Nygal Russell.....	2	2
Khalil Cuffee.....	1	1

Double-Digit Rebound Games		
	2018-19	Career
Sage Tolbert.....	4	4
Ledarrius Brewer.....	1	2
Isaiah Gable.....	-	1
Gabe McGlothan.....	1	1

20+ Point Games		
	2018-19	Career
Ledarrius Brewer.....	3	7
Isaiah Gable.....	2	2
Skyler Hogan.....	2	2

8+ Rebound Games		
	2018-19	Career
Sage Tolbert.....	7	7
Mark Laros.....	2	5
Ledarrius Brewer.....	2	4
Gabe McGlothan.....	3	3
Isaiah Gable.....	-	1

5+ Assist Games		
	2018-19	Career
Jonathan Dalton.....	5	8
Nygal Russell.....	2	2
Ledarrius Brewer.....	1	1

3+ Steal Games		
	2018-19	Career
Jonathan Dalton.....	-	5
Alex Caldwell.....	1	1


Double-Doubles		
	2018-19	Career
Ledarrius Brewer.....	1	2
Sage Tolbert.....	1	1
Gabe McGlothan.....	1	1

SOUTHEAST MISSOURI'S 2018-19 RECORD:


At Home.....	3-6
On the Road.....	1-8
At Neutral Sites.....	2-0
In Ohio Valley Conference Games.....	1-6
In November.....	4-3
In December.....	1-5
In January.....	1-6
In February.....	0-0
In March.....	0-0
Leading at the Half.....	5-2
Trailing at the Half.....	1-10
Tied at the Half.....	0-2
In Overtime Games.....	0-0
The Redhawks Score First.....	2-7
In 1-4 Point Games.....	1-4
In 5-9 Point Games.....	2-2
In 10-14 Point Games.....	0-4
In 15+ Point Games.....	3-4
Leading with Five Minutes Left in Regulation.....	5-1
Trailing with Five Minutes Left in Regulation.....	1-13
Tied with Five Minutes Left in Regulation.....	0-0
Scoring Less than 50 Points.....	0-0
Scoring 50-59 Points.....	0-2
Scoring 60-69 Points.....	2-6
Scoring 70-79 Points.....	3-3
Scoring 80-89 Points.....	0-3
Scoring 90-99 Points.....	0-0
Scoring 100 or more Points.....	1-0
Giving up Less Than 50 Points.....	1-0
Giving up 50-59 Points.....	1-0
Giving up 60-69 Points.....	2-1
Giving up 70-79 Points.....	2-6
Giving up 80-89 Points.....	0-6
Giving up 90-99 Points.....	0-1
Giving up 100 or more Points.....	0-0
Shooting 50% or Better from the Field.....	1-1
Shooting Less Than 50% from the Field.....	5-13
Opponent Shoots 50% or Better from the Field.....	0-6
Opponent Shoots Less Than 50% from the Field.....	6-8
Outshooting Opponent.....	5-3
Outshot by Opponent.....	1-11
Field Goal Percentage is Tied.....	0-0
Shooting 50% or Better from 3-Point Range.....	1-1
Shooting Less Than 50% from 3-Point Range.....	5-13
Opponent Shoots 50% or Better from 3-Point Range.....	0-0
Opponent Shoots Less Than 50% from 3-Point Range.....	6-14
Shooting 50% or Better from the Free Throw Line.....	5-12
Shooting Less Than 50% from the Free Throw Line.....	1-2
Opponent Shoots 50% or Better from the Free Throw Line.....	6-14
Opponent Shoots Less Than 50% from the Free Throw Line.....	0-0
Shooting More Free Throws Than Opponent.....	1-4
Shooting Less Free Throws Than Opponent.....	3-10
Free Throws are Tied.....	2-0
Southeast's Starters Outscore Opponent's Starters.....	3-2
Opponent's Starters Outscore Southeast's Starters.....	2-12
Starter Scoring is Tied.....	1-0
Bench Outscores Opponent.....	5-9
Opponent Bench Outscores Southeast.....	1-5
Bench Scoring is Tied.....	0-0
Bench Contributes Double Figures in Points.....	5-14
No Redhawk Players Score Double Figures.....	0-0
Two Redhawk Players Score Double Figures.....	2-7
3+ Redhawk Players Score Double Figures.....	4-6
Outrebounding an Opponent.....	5-5
Opponent Outrebounds Southeast.....	0-9
Rebounds are Tied.....	1-0
Getting 10+ Assists.....	7-9
Getting 10+ Steals.....	1-0
Getting 5+ Blocks.....	1-1
Forcing more Turnovers than Opponent.....	2-3
Committing more Turnovers than Opponent.....	4-11
Turnovers are Tied.....	0-0

YOUR REDHAWKS

2018-19 BASKETBALL NOTES



► Guard
► Sophomore (2) ► 6-5 ► 200
► Meridian, Miss.
► Meridian H.S.



25

LEDARRUS BREWER

Preseason All-Ohio Valley Conference selection.

2018-19: Missed the Redhawks first two Ohio Valley Conference games due to a hip injury...Returned to the court and scored six points in 22 minutes off the bench vs. Austin Peay (1/10)...Dropped in eight points in his first OVC start of the season at Morehead State (1/17)...Scored double figures in 14 games...Leads the team in scoring with 13.4 points per game...Is third with 30 three-pointers made, first with 21 steals, third with 4.8 rebounds per game tied for second with 35 assists...Finished as Southeast Missouri's top scorer in eight contests...Ranks 15th in the Ohio Valley Conference in scoring and tied for 23rd in minutes played (28.6)...Pitched in 18 points, grabbed seven rebounds and collected two steals in season-opener at Saint Louis (11/6)...Turned in a double-double 20 points and career-high 11 rebounds, and made three free throws in the final seven seconds to give the Redhawks a 72-69 win over Missouri S&T (11/27)...Became the first SEMO player to score 20 points in a game this season...Matched a season-high 24 points vs. SIU Edwardsville (1/24), his second 20-point performance of the season.

2018-19 SEASON HIGHS

Points	24	2x, last vs. SIU Edwardsville (1/24/19)
Total Rebounds	11	vs. Missouri S&T (11/27/18)
Offensive	3	2x, last at Morehead State (1/17/19)
Defensive	11	vs. Missouri S&T (11/27/18)
FG Made	9	at The Citadel (12/15/18)
FG Attempted.....	19	vs. Jacksonville (11/16/18)
3-Point FG Made.....	5	at The Citadel (12/15/18)
3-Point FG Attempted.....	10	at The Citadel (12/15/18)
FT Made.....	9	vs. SIU Edwardsville (1/24/19)
FT Attempted.....	13	vs. SIU Edwardsville (1/24/19)
Assists	6	vs. Jacksonville (11/16/18)
Blocks.....	2	2x, last vs. SIU Edwardsville (1/24/19)
Steals.....	2	8x, last vs. SIU Edwardsville (1/24/19)
Minutes	50	vs. SIU Edwardsville (1/24/19)

BREWER'S GAME-BY-GAME STATISTICS

2018-19	FG	3P	FT	O/D	REB	F	PTS	A	TO	B	S	M
at Saint Louis*	7-17	2-7	2-2	0/7	7	5	18	2	3	0	2	33
at Bradley*	3-15	1-8	4-6	1/7	8	2	11	3	2	0	0	33
Quincy*	4-9	2-5	0-1	0/4	4	1	10	2	1	1	0	18
vs. Jacksonville*	7-19	2-8	0-1	2/5	7	1	16	6	4	0	0	31
vs. UT Chattanooga*	5-11	0-2	1-2	1/6	7	1	11	4	2	0	0	26
at South Alabama*	3-12	2-7	2-2	1/6	7	2	10	0	8	0	1	29
Missouri S&T*	7-13	3-6	3-3	0/11	11	3	20	1	5	0	2	34
Western Illinois*	1-13	1-7	0-0	0/3	3	4	3	1	3	0	2	29
at Miss. Valley St.*	2-9	1-6	0-2	0/3	3	5	5	0	0	0	0	15
Southern Illinois*	6-15	2-9	3-4	1/2	3	5	17	1	1	0	2	31
at The Citadel*	9-17	5-10	1-2	1/2	3	1	24	2	4	2	0	32
at Florida State*	6-13	2-7	2-2	0/4	4	3	16	3	0	0	2	23
Abilene Christian*	6-11	3-6	0-0	0/3	3	2	15	1	5	0	1	32
at SIU Edwardsville	DNP	-	-	-	-	-	-	-	-	-	-	-
UT Martin	DNP	-	-	-	-	-	-	-	-	-	-	-
Austin Peay	1-5	0-3	4-4	3/1	4	2	6	2	1	0	2	22
Murray State	5-10	0-2	3-3	0/1	1	3	13	1	0	0	2	23
at Morehead State*	4-12	0-2	0-0	3/1	4	2	8	3	4	1	1	30
at Eastern Kentucky*	4-11	3-7	3-4	0/1	1	1	14	1	4	1	2	24
SIU Edwardsville *	7-15	1-4	9-13	2/4	6	4	24	2	4	2	2	50
Eastern Illinois												
at Belmont												
at Tennessee State												
Tennessee Tech												
Jacksonville State												
at UT Martin												
at Eastern Illinois												
at Austin Peay												
at Murray State												
Tennessee State												
Belmont												

* - Game Started

CAREER HIGHS


Points	34	vs. Eastern Illinois (2/17/18)
Total Rebounds	11	vs. Missouri S&T (11/27/18)
Offensive	3	2x, last at Morehead State (1/17/19)
Defensive	11	vs. Missouri S&T (11/27/18)
FG Made	11	vs. Eastern Illinois (2/17/18)
FG Attempted.....	19	vs. Jacksonville (11/16/18)
3-Point FG Made.....	7	vs. Eastern Illinois (2/17/18)
3-Point FG Attempted.....	12	vs. Tennessee State (12/31/17)
FT Made.....	11	vs. SIU Edwardsville (2/17/18)
FT Attempted.....	13	2x, last vs. SIU Edwardsville (1/24/19)
Assists	6	vs. Jacksonville (11/16/18)
Blocks.....	3	vs. Tennessee State (12/31/17)
Steals.....	2	13x, last vs. SIU Edwardsville (1/24/19)
Minutes	50	vs. SIU Edwardsville (1/24/19)

CAREER STATISTICS AT SOUTHEAST MISSOURI

Overall																			
Season	G-GS	Min	Avg	FG-FGA	Pct	3FG-3FGA	Pct	FT-FTA	Pct	Off	Def	Tot	Avg	PF	FO	A	TO	Blk	Stl
2017-18	31-27	912	29.4	152-362	.420	71-196	.362	74-100	.740	14	104	118	3.8	66	3	40	57	16	29
2018-19	18-16	515	28.6	87-227	.383	30-106	.283	37-51	.725	15	71	86	4.8	47	3	35	51	7	21
Total	49-43	1427	29.1	239-589	.406	101-302	.334	111-151	.735	29	175	204	4.2	113	6	75	108	23	50
Ohio Valley Conference Games Only																			
Season	G-GS	Min	Avg	FG-FGA	Pct	3FG-3FGA	Pct	FT-FTA	Pct	Off	Def	Tot	Avg	PF	FO	A	TO	Blk	Stl
2017-18	18-18	570	31.7	98-224	.438	47-132	.356	56-75	.747	8	66	74	4.1	34	1	19	36	11	16
2018-19	5-3	149	29.8	21-53	.396	4-18	.222	19-24	.792	8	8	16	3.2	12	0	9	13	4	9
Total	23-21	719	31.3	119-277	.430	51-150	.340	75-99	.758	16	74	90	3.9	46	1	28	49	15	25

YOUR REDHAWKS

2018-19 BASKETBALL NOTES



► Guard
► Freshman (1) ► 6-0 ► 170
► Columbia, S.C.
► Wilson H.S.



ALEX CALDWELL

2018-19: Missed the Abilene Christian (12/21) game due to a concussion and did not play vs. SIU Edwardsville (1/24) due to illness...Averages 8.8 points per game and is fourth on the team with 24 three-pointers made...Ranks third on the team in scoring and is second with 35 assists...Leads the team in free throw shooting with a 81.8 percent (27-of-33) clip...Ranks second on the team with 18 steals through 18 games...Is tied for 12th in the Ohio Valley Conference in 3-point field goal percentage (387)...Dropped in 14 points in his first career NCAA Division I game at Saint Louis (11/6)...Went a near-perfect 5-of-6 at the free throw line in 19 minutes of that contest...Led the Redhawks with 15 points on five 3-pointers vs. Quincy (11/12)...Followed that up with a season-high 17 points vs. Jacksonville (11/16)...Matched a season-high 17 points vs. UT Martin (1/5) with all of his points in the second half...Also made a 3-pointer that gave the Redhawks a one-point lead with 1:54 left in regulation against the Skyhawks before the game went to overtime...Scored double figures in seven games as a Redhawk...Scored eight points in his first career start vs. Austin Peay (1/10)...Started the last four games...Scored eight points in his first career start vs. Austin Peay (1/10)...Made a clutch shot, was fouled and converted a 3-point play to tie the game at Eastern Kentucky (1/19) before the Colonels hit a buzzer-beater to win.

Prep: Named to the USA Today High School Sports American Family Insurance ALL-USA South Carolina Boys Basketball Team in 2017-18...Was the state's Class 4A Player of the Year who averaged 22 points, seven assists and five rebounds leading Wilson High School (20-4) to the Class 4A state final as a senior...Duke signee and McDonald's All-American Zion Williamson joined Caldwell on the ALL-USA First-Team...Garnered Class 4A All-State honors...ESPN Top-30 point guard...Averaged 14 points, nine assists, five rebounds and 2.5 steals per game as a junior...Played in the South Carolina State Showcase and was a member of the All-Hoop Zone Team...The Tigers (21-1) also made the Class 4A state final in 2016-17...Scored over 1,000 points in his high school career.

CALDWELL'S GAME-BY-GAME STATISTICS

2018-19	FG	3P	FT	O/D	REB	E	PTS	A	TO	B	S	M
at Saint Louis	4-7	1-2	5-6	0/2	2	4	14	4	1	0	0	19
at Bradley	3-7	0-1	0-0	1/2	3	2	6	1	2	0	1	18
Quincy	5-7	5-6	0-0	1/2	3	1	15	2	2	0	1	21
vs. Jacksonville	5-6	3-3	4-4	1/3	4	1	17	2	1	1	1	24
vs. UT Chattanooga	3-6	0-2	1-1	0/3	3	2	7	1	0	0	2	19
at South Alabama	1-8	0-3	0-0	1/2	3	0	2	1	0	0	0	20
Missouri S&T	3-7	1-4	0-0	0/0	0	2	7	4	1	1	3	16
Western Illinois	4-12	1-6	2-2	0/3	3	1	11	3	1	2	1	17
at Miss. Valley St.	2-5	1-3	3-3	1/1	2	1	8	0	1	0	1	20
Southern Illinois	3-5	3-5	0-1	2/2	4	3	9	2	3	0	0	15
at The Citadel	6-10	2-6	0-2	0/1	1	3	14	3	1	0	1	24
at Florida State	2-8	1-5	0-0	1/1	2	3	5	3	0	0	0	17
Abilene Christian	DNP	-	-	-	-	-	-	-	-	-	-	-
at SIU Edwardsville	1-3	0-1	2-2	0/1	1	2	4	4	1	0	1	21
UT Martin	5-8	3-4	4-5	1/4	5	2	17	1	5	0	1	39
Austin Peay*	2-6	1-3	3-4	0/0	0	2	8	1	4	0	2	23
Murray State*	1-5	1-4	2-2	0/1	1	1	5	1	1	0	1	24
at Morehead State*	0-2	0-1	0-0	0/1	1	4	0	0	0	0	0	9
at Eastern Kentucky*	4-8	1-3	1-1	0/1	1	1	10	2	1	0	2	27
SIU Edwardsville	DNP	-	-	-	-	-	-	-	-	-	-	-
Eastern Illinois												
at Belmont												
at Tennessee State												
Tennessee Tech												
Jacksonville State												
at UT Martin												
at Eastern Illinois												
at Austin Peay												
at Murray State												
Tennessee State												
Belmont												

* - Game Started

2018-19 SEASON CAREER HIGHS

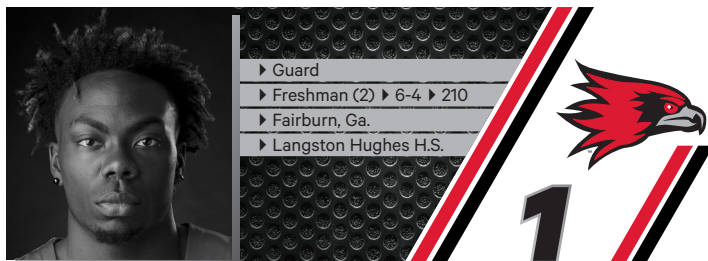
Points	17	2x, last vs. UT Martin (1/5/19)
Total Rebounds	5	vs. UT Martin (1/5/19)
Offensive	2	vs. Southern Illinois (12/8/18)
Defensive	4	vs. UT Martin (1/5/19)
FG Made	6	at The Citadel (12/15/18)
FG Attempted	12	vs. Western Illinois (12/1/18)
3-Point FG Made	5	vs. Quincy (11/12/18)
3-Point FG Attempted	6	3x, last at The Citadel (12/15/18)
FT Made	5	at Saint Louis (11/6/18)
FT Attempted	6	at Saint Louis (11/6/18)
Assists	4	3x, last at SIU Edwardsville (1/3/19)
Blocks	2	vs. Western Illinois (12/1/18)
Steals	3	vs. Missouri S&T (11/27/18)
Minutes	39	vs. UT Martin (1/5/19)

CAREER STATISTICS AT SOUTHEAST MISSOURI

Overall																		
Season	G-GS	Min	Avg	FG-FGA	Pct	3FG-3FGA	Pct	FT-FTA	Pct	Off	Def	Tot	Avg	PF	FO	A	TO	Blk
2018-19	18-4	373	20.7	54-120	.450	24-62	.387	27-33	.818	9	30	39	2.2	35	0	35	25	4
Ohio Valley Conference Games Only																		
Season	G-GS	Min	Avg	FG-FGA	Pct	3FG-3FGA	Pct	FT-FTA	Pct	Off	Def	Tot	Avg	PF	FO	A	TO	Blk
2018-19	6-4	143	23.8	13-32	.406	6-16	.375	12-14	.857	1	8	9	1.5	12	0	9	12	0

YOUR REDHAWKS

2018-19 BASKETBALL NOTES



KHALIL CUFFEE

2018-19: Saw action in 10 games off the bench...Scored 12 points on 5-of-6 field goals and drained a pair of 3-pointers in just eight minutes vs. Quincy (11/12)...Pitched in double figures for the first time in his career... Made the basket that gave SEMO 100 points and followed with the bucket to put the Redhawks over 100 points in that game...Averages 2.8 points per contest.

Prep: Boasted a 14.2 points per game average as a senior at Langston Hughes High School...Averaged double figures in the scoring column each of his final three varsity seasons...Scored a career-best 18.5 points a game as a sophomore...Finished his prep career with 1,372 points, 195 three-pointers made, 261 rebounds, 136 assists, 72 steals and nine blocks...Played a total of 95 career games and shot 45 percent (470-of-1048) from the field... Left Langston Hughes as the school's all-time leading scorer...Played with the Georgia Stars AAU program.

CUFFEE'S GAME-BY-GAME STATISTICS

2018-19	FG	3P	FT	O/D	REB	E	PTS	A	TO	B	S	M
at Saint Louis	DNP	-	-	-	-	-	-	-	-	-	-	-
at Bradley	DNP	-	-	-	-	-	-	-	-	-	-	-
Quincy	5-6	2-3	0-2	0/1	1	1	12	1	2	0	2	8
vs. Jacksonville	DNP	-	-	-	-	-	-	-	-	-	-	-
vs. UT Chattanooga	1-2	0-0	0/0	0/0	0	0	3	0	0	0	0	3
at South Alabama	0-2	0-0	0/0	0/0	0	0	0	0	0	0	0	3
Missouri S&T	DNP	-	-	-	-	-	-	-	-	-	-	-
Western Illinois	DNP	-	-	-	-	-	-	-	-	-	-	-
at Miss. Valley St.	1-2	1-2	0/0	0/0	0	3	4	0	1	0	0	2
Southern Illinois	0-0	0-0	0-0	0/0	0	0	0	0	0	0	0	1
at The Citadel	DNP	-	-	-	-	-	-	-	-	-	-	-
at Florida State	2-3	2-3	0-0	0/0	0	0	6	0	0	0	0	2
Abilene Christian	0-1	0-1	0-0	0/1	1	0	0	0	0	0	0	3
at SIU Edwardsville	DNP	-	-	-	-	-	-	-	-	-	-	-
UT Martin	DNP	-	-	-	-	-	-	-	-	-	-	-
Austin Peay	0-1	0-0	0-0	0/0	0	0	0	0	0	0	0	1
Murray State	1-2	1-2	0-0	0/0	0	1	3	0	1	0	0	4
at Morehead State	DNP	-	-	-	-	-	-	-	-	-	-	-
at Eastern Kentucky	0-0	0-0	0/0	0/0	0	0	0	0	0	0	0	1
SIU Edwardsville	DNP	-	-	-	-	-	-	-	-	-	-	-
Eastern Illinois	-	-	-	-	-	-	-	-	-	-	-	-
at Belmont	-	-	-	-	-	-	-	-	-	-	-	-
at Tennessee State	-	-	-	-	-	-	-	-	-	-	-	-
Tennessee Tech	-	-	-	-	-	-	-	-	-	-	-	-
Jacksonville State	-	-	-	-	-	-	-	-	-	-	-	-
at UT Martin	-	-	-	-	-	-	-	-	-	-	-	-
at Eastern Illinois	-	-	-	-	-	-	-	-	-	-	-	-
at Austin Peay	-	-	-	-	-	-	-	-	-	-	-	-
at Murray State	-	-	-	-	-	-	-	-	-	-	-	-
Tennessee State	-	-	-	-	-	-	-	-	-	-	-	-
Belmont	-	-	-	-	-	-	-	-	-	-	-	-

* - Game Started

2018-19 SEASON/CAREER HIGHS


Points	12	vs. Quincy (11/12/18)
Total Rebounds	1	2x, last vs. Abilene Christian (12/21/18)
Offensive	-	-
Defensive	1	2x, last vs. Abilene Christian (12/21/18)
FG Made	5	vs. Quincy (11/12/18)
FG Attempted	6	vs. Quincy (11/12/18)
3-Point FG Made	2	2x, last at Florida State (12/17/18)
3-Point FG Attempted	3	2x, last at Florida State (12/17/18)
FT Made	1	at Mississippi Valley State (12/4/18)
FT Attempted	2	2x, last at Mississippi Valley State (12/4/18)
Assists	1	vs. Quincy (11/12/18)
Blocks	-	-
Steals	2	vs. Quincy (11/12/18)
Minutes	8	vs. Quincy (11/12/18)

CAREER STATISTICS AT SOUTHEAST MISSOURI

Overall																			
Season	G-GS	Min	Avg	FG-FGA	Pct	3FG-3FGA	Pct	FT-FTA	Pct	Off	Def	Tot	Avg	PF	FO	A	TO	Blk	Stl
2018-19	10-0	28	2.8	10-19	.526	7-15	.467	1-4	.250	0	2	2	0.2	5	0	1	4	0	2
Ohio Valley Conference Games Only																			
Season	G-GS	Min	Avg	FG-FGA	Pct	3FG-3FGA	Pct	FT-FTA	Pct	Off	Def	Tot	Avg	PF	FO	A	TO	Blk	Stl
2018-19	3-0	6	2.0	1-3	.333	1-2	.500	0-0	.000	0	0	0	0.0	1	0	0	1	0	3

YOUR REDHAWKS

2018-19 BASKETBALL NOTES



► Guard
► Senior (4) ► 5-10 ► 155
► New Orleans, La.
► West Jefferson H.S.
► Copiah-Lincoln CC



JONATHAN DALTON

2018-19: Leads the team and ranks 11th in the Ohio Valley Conference with 74 assists...Averages 6.4 points a game...Scored seven points, dished out three assists and grabbed two rebounds in 28 minutes during the Redhawks season-opener at Saint Louis (11/6)...Made a perfect 4-of-4 free throws and scored nine points at Bradley (11/10)...Reached 100 career rebounds vs. Quincy (11/12)...Had seven assists at South Alabama (11/19) and vs. Abilene Christian (12/21)...Tied a career-high 13 points vs. Abilene Christian (12/21)...Followed that up with 10 points in the Ohio Valley Conference opener at SIU Edwardsville (1/3)...Also had a season-high eight assists in that game...Dished out five or more assists a total of five times...Converted a big 3-point play to give the Redhawks a 58-55 lead with 29 seconds left in regulation vs. UT Martin (1/5), a game which Southeast Missouri won in overtime...Ranks 12th in the OVC in free throw percentage (.755) and fourth in the OVC in assist/turnover ratio (1.9).

DALTON'S GAME-BY-GAME STATISTICS

2018-19	FG	3P	FT	O/D	REB	E	PTS	A	TO	B	S	M
at Saint Louis*	3-5	1-1	0-0	1/1	2	0	7	3	4	0	0	28
at Bradley*	2-3	1-2	4-4	0/1	1	3	9	3	2	0	0	24
Quincy*	2-2	1-1	2-2	0/3	3	1	7	2	0	0	1	15
vs. Jacksonville*	1-5	1-2	2-3	1/2	3	3	5	4	5	0	0	25
vs. UT Chattanooga*	1-2	1-2	2-2	0/2	2	1	5	3	1	0	1	23
at South Alabama*	1-3	0-0	0-0	0/4	4	0	2	7	1	0	1	27
Missouri S&T*	2-3	0-0	1-4	0/1	1	3	5	3	0	0	0	20
Western Illinois*	0-2	0-1	0-0	0/1	1	1	0	2	2	0	1	27
at Miss. Valley St.*	2-6	1-3	2-2	0/4	4	1	7	4	3	1	1	29
Southern Illinois*	3-4	2-3	0-0	0/0	0	2	8	4	1	0	2	31
at The Citadel*	1-3	1-2	0-0	0/4	4	4	3	3	4	0	0	18
at Florida State*	2-6	1-4	1-1	0/3	3	2	6	5	4	0	0	32
Abilene Christian*	4-7	1-3	4-5	0/3	3	2	13	7	1	0	0	34
at SIU Edwardsville*	2-6	1-3	5-5	1/2	3	1	10	8	0	0	0	34
UT Martin*	2-6	0-1	4-5	0/2	2	0	8	5	2	0	2	39
Austin Peay*	3-9	1-3	2-4	0/3	3	1	9	1	2	0	0	29
Murray State*	2-3	0-0	0-0	0/0	0	0	4	3	1	0	0	11
at Morehead State	3-6	0-0	0-1	0/3	3	4	6	1	1	0	1	21
at Eastern Kentucky	0-2	0-0	8-9	0/3	3	2	8	2	2	0	2	24
SIU Edwardsville*	1-5	0-1	3-6	0/6	6	2	5	4	4	0	0	49
Eastern Illinois												
at Belmont												
at Tennessee State												
Tennessee Tech												
Jacksonville State												
at UT Martin												
at Eastern Illinois												
at Austin Peay												
at Murray State												
Tennessee State												
Belmont												

* - Game Started

2018-19 SEASON HIGHS

Points.....	13	vs. Abilene Christian (12/21/18)
Total Rebounds.....	6	vs. SIU Edwardsville (1/24/19)
Offensive.....	1	3x, last at SIU Edwardsville (1/3/19)
Defensive.....	6	vs. SIU Edwardsville (1/24/19)
FG Made.....	4	vs. Abilene Christian (12/21/18)
FG Attempted.....	9	vs. Austin Peay (1/10/19)
3-Point FG Made.....	2	vs. Southern Illinois (12/8/18)
3-Point FG Attempted.....	4	at Florida State (12/17/18)
FT Made.....	8	at Eastern Kentucky (1/19/19)
FT Attempted.....	9	at Eastern Kentucky (1/19/19)
Assists.....	8	at SIU Edwardsville (1/3/19)
Blocks.....	1	at Mississippi Valley State (12/4/18)
Steals.....	2	3x, last at Eastern Kentucky (1/19/19)
Minutes.....	49	vs. SIU Edwardsville (1/24/19)

CAREER HIGHS

Points.....	13	2x, last vs. Abilene Christian (12/21/18)
Total Rebounds.....	7	vs. UT Martin (2/24/18)
Offensive.....	2	6x, last at Austin Peay (1/6/18)
Defensive.....	7	vs. UT Martin (2/24/18)
FG Made.....	5	vs. Eastern Kentucky (1/13/18)
FG Attempted.....	10	at Bradley (11/18/16)
3-Point FG Made.....	2	6x, last vs. Southern Illinois (12/8/18)
3-Point FG Attempted.....	6	2x, last at Eastern Illinois (1/20/18)
FT Made.....	8	at Eastern Kentucky (1/19/19)
FT Attempted.....	9	at Eastern Kentucky (1/19/19)
Assists.....	10	2x, last at UT Martin (2/10/18)
Blocks.....	1	at Mississippi Valley State (12/4/18)
Steals.....	3	3x, last at UT Martin (2/10/18)
Minutes.....	49	vs. SIU Edwardsville (1/24/19)

CAREER STATISTICS AT SOUTHEAST MISSOURI

Overall																			
Season	G-GS	Min	Avg	FG-FGA	Pct	3FG-3FGA	Pct	FT-FTA	Pct	Off	Def	Tot	Avg	PF	FO	A	TO	Blk	Stl
2016-17	30-1	388	12.9	20-60	.333	5-21	.238	9-14	.643	6	19	25	0.8	34	0	41	32	0	11
2017-18	31-30	998	32.2	51-107	.477	19-50	.380	42-62	.677	19	50	69	2.2	61	1	168	62	0	38
2018-19	20-18	540	27.0	37-88	.420	13-32	.406	40-53	.755	3	48	51	2.6	33	0	74	40	1	12
Total	81-49	1926	23.8	108-255	.424	37-103	.359	91-129	.705	28	117	145	1.8	128	1	283	134	1	61
Ohio Valley Conference Games Only																			
Season	G-GS	Min	Avg	FG-FGA	Pct	3FG-3FGA	Pct	FT-FTA	Pct	Off	Def	Tot	Avg	PF	FO	A	TO	Blk	Stl
2016-17	16-1	201	12.6	10-21	.476	4-9	.444	4-6	.667	1	9	10	0.6	17	0	20	18	0	6
2017-18	18-18	598	33.2	36-77	.468	15-38	.395	23-36	.639	10	31	41	2.3	37	1	101	38	0	22
2018-19	7-5	207	29.6	13-37	.351	2-8	.250	22-30	.733	1	19	20	2.9	10	0	24	12	0	5
Total	41-24	1006	24.5	59-135	.437	21-55	.382	49-72	.681	12	59	71	1.7	64	1	145	68	0	33

YOUR REDHAWKS

2018-19 BASKETBALL NOTES



► Forward
► Sophomore (2) ► 6-7 ► 195
► Greenville, Ohio
► Greenville H.S.



13

ISAIAH GABLE

2018-19: Scored double figures for the first time in his career when he knocked down a career-high three 3-pointers en route to finishing with 11 points at Mississippi Valley State (12/4)...Averages 8.8 points and three rebounds a game as Southeast Missouri's fourth-leading scorer...Ranks second on the team with 33 three-pointers made...Started all 20 contests...Made first career start at Saint Louis (11/6)...Scored six points, knocked down two 3-pointers and had a block in 20 minutes of action...Pulled down four rebounds at Bradley (11/10)...Followed that up with seven points in 25 minutes vs. Quincy (11/12)...Posted a career-high 17 points in his first career Ohio Valley Conference start at SIU Edwardsville (1/3)...Scored a career-high 28 points, knocked down four 3-pointers and grabbed seven rebounds vs. UT Martin (1/5)...Matched a season-high four 3-pointers and scored 20 points at Morehead State (1/17)...Stands tied for 17th in the OVC with 13.1 points per game in conference play...Scored double figures in four of his seven conference starts.

GABLE'S GAME-BY-GAME STATISTICS

2018-19	FG	3P	FT	O/D	REB	E	PTS	A	TO	B	S	M
at Saint Louis*	2-6	2-5	0-0	0/1	1	3	6	1	1	1	0	20
at Bradley*	0-4	0-2	0-2	1/3	4	3	0	0	2	0	0	16
Quincy*	2-4	1-3	2-2	0/3	3	2	7	3	0	1	1	25
vs. Jacksonville*	0-2	0-2	2-2	0/3	3	1	2	1	1	0	0	18
vs. UT Chattanooga*	2-5	0-2	2-2	0/4	4	2	6	1	2	0	0	24
at South Alabama*	2-6	2-6	0-1	0/4	4	3	6	0	0	1	0	16
Missouri S&T*	1-7	1-5	0-0	0/2	2	0	3	0	1	0	1	15
Western Illinois*	2-4	2-4	0-0	1/0	1	1	6	2	1	0	0	21
at Miss. Valley St.*	4-8	3-6	0-0	0/2	2	3	11	2	0	0	1	21
Southern Illinois*	3-6	2-5	0-0	0/4	4	1	8	2	1	2	1	25
at The Citadel*	1-6	0-4	0-0	2/3	5	2	2	1	3	0	0	21
at Florida State*	3-6	2-5	0-0	0/1	1	4	8	1	0	0	0	27
Abilene Christian*	2-3	1-2	2-2	0/1	1	4	7	2	5	0	0	21
at SIU Edwardsville*	5-11	3-7	4-4	1/5	6	2	17	0	1	0	1	29
UT Martin*	11-17	4-9	2-4	2/5	7	3	28	0	3	0	0	40
Austin Peay*	0-1	0-1	3-3	0/1	1	2	3	0	2	0	0	14
Murray State*	3-5	3-4	2-2	1/2	3	2	11	0	2	0	0	28
at Morehead State*	8-14	4-9	0-0	0/3	3	3	20	0	0	0	1	29
at Eastern Kentucky*	2-3	2-3	0-0	0/2	2	4	6	2	2	0	1	28
SIU Edwardsville*	3-10	1-4	0-0	0/3	3	3	7	0	0	0	1	30
Eastern Illinois												
at Belmont												
at Tennessee State												
Tennessee Tech												
Jacksonville State												
at UT Martin												
at Eastern Illinois												
at Austin Peay												
at Murray State												
Tennessee State												
Belmont												

* - Game Started

2018-19 SEASON HIGHS

Points	28	vs. UT Martin (1/5/19)
Total Rebounds	7	vs. UT Martin (1/5/19)
Offensive	2	2x, last vs. UT Martin (1/5/19)
Defensive	5	2x, last vs. UT Martin (1/5/19)
FG Made	11	vs. UT Martin (1/5/19)
FG Attempted	17	vs. UT Martin (1/5/19)
3-Point FG Made	4	2x, last at Morehead State (1/17/19)
3-Point FG Attempted	9	2x, last at Morehead State (1/17/19)
FT Made	4	at SIU Edwardsville (1/3/19)
FT Attempted	4	2x, last vs. UT Martin (1/5/19)
Assists	3	vs. Quincy (11/12/18)
Blocks	2	vs. Southern Illinois (12/8/18)
Steals	1	8x, last vs. SIU Edwardsville (1/24/19)
Minutes	40	vs. UT Martin (1/5/19)

CAREER HIGHS


Points	28	vs. UT Martin (1/5/19)
Total Rebounds	10	vs. Hannibal-LaGrange (11/28/17)
Offensive	4	vs. UT Martin (2/24/18)
Defensive	10	vs. Hannibal-LaGrange (11/28/17)
FG Made	11	vs. UT Martin (1/5/19)
FG Attempted	17	vs. UT Martin (1/5/19)
3-Point FG Made	4	2x, last at Morehead State (1/17/19)
3-Point FG Attempted	9	2x, last at Morehead State (1/17/19)
FT Made	4	at SIU Edwardsville (1/3/19)
FT Attempted	4	4x, last vs. UT Martin (1/5/19)
Assists	3	vs. Quincy (11/12/18)
Blocks	2	vs. Southern Illinois (12/8/18)
Steals	1	8x, last vs. SIU Edwardsville (1/24/19)
Minutes	40	vs. UT Martin (1/5/19)

CAREER STATISTICS AT SOUTHEAST MISSOURI

Overall																			
Season	G-GS	Min	Avg	FG-FGA	Pct	3FG-3FGA	Pct	FT-FTA	Pct	Off	Def	Tot	Avg	PF	FO	A	TO	Blk	Stl
2017-18	15-0	187	12.5	22-55	.400	13-36	.361	7-11	.636	5	23	28	1.9	19	0	6	7	0	64
2018-19	20-20	470	23.5	56-128	.438	33-88	.375	19-25	.760	8	52	60	3.0	48	0	18	27	5	8
Total	35-20	657	18.8	78-183	.426	46-124	.371	26-36	.722	13	75	88	2.5	67	0	24	34	5	8
Ohio Valley Conference Games Only																			
Season	G-GS	Min	Avg	FG-FGA	Pct	3FG-3FGA	Pct	FT-FTA	Pct	Off	Def	Tot	Avg	PF	FO	A	TO	Blk	Stl
2017-18	4-0	47	11.8	7-17	.412	2-9	.222	3-4	.750	5	6	11	2.8	5	0	2	1	0	0
2018-19	7-7	198	28.3	32-61	.525	17-37	.459	11-14	.786	4	21	25	3.6	19	0	2	10	0	4
Total	11-7	245	22.3	39-78	.500	19-46	.413	14-18	.778	9	27	36	3.3	24	0	4	11	0	4

YOUR REDHAWKS

2018-19 BASKETBALL NOTES



► Guard
► Junior (4) ► 6-5 ► 213
► Melbourne, Fla.
► Holy Trinity Episcopal
► Embry-Riddle



SKYLER HOGAN

2018-19: Ranks second on the team in scoring (12.6 ppg) and leads the team in 3-pointers made (38) and total points (252) through 20 games and 19 starts...Ranks second on the team in free throw percentage (28-of-37, .757)...Stands 20th in the Ohio Valley Conference in scoring, 11th in 3-point field goal percentage (.388) and 11th in 3-point field goals made (1.9 per game) and 29th in minutes played (27.8)...Scored double figures in 14 of his last 18 contests...Made his first career NCAA Division I start scoring four points and grabbing four rebounds in 25 minutes at Saint Louis (11/6)...Followed that up with six points at Bradley (11/10)...Scored double figures for the first time as a Redhawk when he pitched in 12 and finished with three rebounds in 21 minutes vs. Quincy (11/12)...Made 5-of-9 field goals and made a pair of 3-pointers against the Hawks...Dropped in 15 points and grabbed six rebounds vs. Chattanooga (11/17)...Named OVC Newcomer of the Week on two occasions (11/19, 12/10)...Tallied a career-high 25 points at Mississippi Valley State (12/4)...Scored 14 points off the bench vs. Southern Illinois (12/8), a game he did not start due to a stomach illness...Led the Redhawks in scoring six times...Scored 20 points and made a season-high 10-of-13 free throws at Eastern Kentucky (1/19).

2017-18: A 4-4 transfer who sat out the 2017-18 season...Elite and efficient scorer who transferred to Southeast Missouri from a challenging conference at Embry-Riddle, which completed the transition from NAIA to NCAA Division II membership.

Embry-Riddle: Played two seasons at Embry-Riddle...Led the Eagles with 18.8 points and 8.2 rebounds per game in 2016-17...Was also the team's top 3-point shooter with a 42.8 percent (71-of-166) clip...Scored double figures a total of 21 times with a career-best 40 points in the season-finae against Barry University...Averaged 6.1 points and 5.2 rebounds in 26 games and two starts as a freshman...Notched a season-high 13 points against Palm Beach Atlantic and recorded 13 points and 11 rebounds for his first career double-double vs. Saint Leo that year.

HOGAN'S GAME-BY-GAME STATISTICS

2018-19	FG	3P	FT	O/D	REB	F	PTS	A	TO	B	S	M
at Saint Louis*	2-4	0-0	0-0	0/4	4	2	4	0	4	0	1	25
at Bradley*	2-10	1-6	1-1	1/3	4	3	6	0	1	0	0	28
Quincy*	5-9	2-5	0-0	0/3	3	1	12	2	0	0	0	21
vs. Jacksonville*	4-11	2-4	4-4	3/4	7	2	14	0	0	0	0	26
vs. UT Chattanooga*	6-11	3-3	0-0	1/5	6	0	15	0	1	2	0	29
at South Alabama*	2-6	0-2	2-2	1/0	1	2	6	0	1	0	1	25
Missouri S&T*	6-9	2-4	0-0	2/2	4	3	14	1	2	0	0	26
Western Illinois*	7-16	2-5	2-3	0/2	2	2	18	3	0	1	1	28
at Miss. Valley St.*	10-16	5-8	0-0	1/1	2	2	25	4	1	2	1	35
Southern Illinois	5-12	3-7	1-1	0/4	4	1	14	1	0	0	0	25
at The Citadel*	2-9	2-7	2-2	0/3	3	2	8	2	0	0	1	26
at Florida State*	5-9	4-7	0-0	1/1	2	0	14	0	3	0	2	28
Abilene Christian*	5-11	4-8	0-0	0/1	1	0	14	1	2	0	1	27
at SIU Edwardsville*	7-14	4-7	0-0	0/2	2	2	18	1	2	0	1	28
UT Martin*	4-14	3-11	0-0	0/7	7	2	11	3	3	0	2	30
Austin Peay*	6-10	0-2	4-7	1/1	2	1	16	0	0	0	1	24
Murray State*	3-8	0-4	0-0	1/2	3	1	6	0	3	0	1	21
at Morehead State*	6-9	0-2	2-2	0/3	3	1	14	3	0	0	0	32
at Eastern Kentucky*	5-8	0-2	10-13	1/4	5	1	20	0	0	0	1	27
SIU Edwardsville*	1-7	1-4	0-2	0/5	5	2	3	0	0	0	2	45
Eastern Illinois												
at Belmont												
at Tennessee State												
Tennessee Tech												
Jacksonville State												
at UT Martin												
at Eastern Illinois												
at Austin Peay												
at Murray State												
Tennessee State												
Belmont												

* - Game Started

2018-19 SEASON/CAREER-HIGHS


Points	25	at Mississippi Valley State (12/4/18)
Total Rebounds	7	2x, last vs. UT Martin (1/5/19)
Offensive	3	vs. Jacksonville (11/16/18)
Defensive	7	vs. UT Martin (1/5/19)
FG Made	10	at Mississippi Valley State (12/4/18)
FG Attempted	16	2x, last at Mississippi Valley State (12/4/18)
3-Point FG Made	5	at Mississippi Valley State (12/4/18)
3-Point FG Attempted	11	vs. UT Martin (1/5/19)
FT Made	10	at Eastern Kentucky (1/19/19)
FT Attempted	13	at Eastern Kentucky (1/19/19)
Assists	4	at Mississippi Valley State (12/4/18)
Blocks	2	2x, last at Mississippi Valley State (12/4/18)
Steals	2	3x, last vs. SIU Edwardsville (1/24/19)
Minutes	45	vs. SIU Edwardsville (1/24/19)

CAREER STATISTICS AT SOUTHEAST MISSOURI

Overall																			
Season	G-GS	Min	Avg	FG-FGA	Pct	3FG-3FGA	Pct	FT-FTA	Pct	Off	Def	Tot	Avg	PF	FO	A	TO	Blk	Stl
2018-19	20-19	556	27.8	93-203	.458	38-98	.388	28-37	.757	13	57	70	3.5	30	0	21	23	5	16
Ohio Valley Conference Games Only																			
Season	G-GS	Min	Avg	FG-FGA	Pct	3FG-3FGA	Pct	FT-FTA	Pct	Off	Def	Tot	Avg	PF	FO	A	TO	Blk	Stl
2018-19	7-7	207	29.6	32-70	.457	8-32	.250	16-24	.667	3	24	27	3.9	10	0	7	8	0	8

YOUR REDHAWKS

2018-19 BASKETBALL NOTES



► Guard
► Sophomore (2) ► 6-0 ► 175
► Taipei, Taiwan
► Songshan H.S.
► Marshalltown CC



OSCAR KAO

2018-19: Notched a season-best eight points and knocked down a pair of 3-pointers vs. Abilene Christian (12/21)...Played two minutes off the bench in his NCAA Division I debut at Saint Louis (11/6)...Dished out four assists and scored six points in 14 minutes vs. Quincy (11/12)...Made 3-of-6 field goals...Saw action in 11 games...Averages 2.5 points a game.

Marshalltown CC: Spent his freshman season at Marshalltown Community College, where he averaged 13 points a game in 2017-18...Shot 44.3 percent from the field and 39 percent from the 3-point line, earning Second-Team All-Region honors...Shot 11-of-15 from the field, 5-of-7 from 3-point range and scored 29 points in the Tigers dominating win over conference rival Iowa Western.

Prep: Averaged 23.6 points, 4.2 assists and 3.8 steals per game at Songshan High School in 2016-17...Shot 49 percent (103-of-210) from the field and 85 percent (65-of-76) at the free throw line...Was part of two National Champion teams in the Taiwan High School Basketball League and won National League Most Valuable Player honors twice during his prep career...Also led the league in steals during the 2015-16 season.

KAO'S GAME-BY-GAME STATISTICS

2018-19	FG	3P	FT	O/D	REB	F	PTS	A	TO	B	S	M
at Saint Louis	0-1	0-0	0-0	0/0	0	1	0	0	0	0	0	2
at Bradley	DNP	-	-	-	-	-	-	-	-	-	-	-
Quincy	3-6	0-2	0-0	1/0	1	2	6	4	0	0	0	14
vs. Jacksonville	DNP	-	-	-	-	-	-	-	-	-	-	-
vs. UT Chattanooga	1-1	0-0	0-0	0/0	0	0	2	0	1	0	0	3
at South Alabama	1-2	0-0	0-0	0/0	0	0	3	0	0	0	0	3
Missouri S&T	0-1	0-1	0-0	0/0	0	0	0	0	1	0	0	3
Western Illinois	DNP	-	-	-	-	-	-	-	-	-	-	-
at Miss. Valley St.	0-0	0-0	0-0	0/0	0	0	0	0	0	0	0	1
Southern Illinois	DNP	-	-	-	-	-	-	-	-	-	-	-
at The Citadel	DNP	-	-	-	-	-	-	-	-	-	-	-
at Florida State	1-1	0-0	0-0	0/0	0	0	3	1	0	0	0	3
Abilene Christian	2-4	2-3	2-2	0/3	3	2	8	0	0	0	0	12
at SIU Edwardsville	2-2	1-1	0-0	0/0	0	0	5	0	0	0	0	4
UT Martin	DNP	-	-	-	-	-	-	-	-	-	-	-
Austin Peay	0-0	0-0	0-0	0/0	0	0	0	0	0	0	0	2
Murray State	0-1	0-1	0-0	0/3	3	0	0	0	0	0	1	7
at Morehead State	DNP	-	-	-	-	-	-	-	-	-	-	-
at Eastern Kentucky	DNP	-	-	-	-	-	-	-	-	-	-	-
SIU Edwardsville	DNP	-	-	-	-	-	-	-	-	-	-	-
Eastern Illinois	-	-	-	-	-	-	-	-	-	-	-	-
at Belmont	-	-	-	-	-	-	-	-	-	-	-	-
at Tennessee State	-	-	-	-	-	-	-	-	-	-	-	-
Tennessee Tech	-	-	-	-	-	-	-	-	-	-	-	-
Jacksonville State	-	-	-	-	-	-	-	-	-	-	-	-
at UT Martin	-	-	-	-	-	-	-	-	-	-	-	-
at Eastern Illinois	-	-	-	-	-	-	-	-	-	-	-	-
at Austin Peay	-	-	-	-	-	-	-	-	-	-	-	-
at Murray State	-	-	-	-	-	-	-	-	-	-	-	-
Tennessee State	-	-	-	-	-	-	-	-	-	-	-	-
Belmont	-	-	-	-	-	-	-	-	-	-	-	-

* - Game Started

2018-19 SEASON/CAREER HIGHS


Points	8	vs. Abilene Christian (12/21/18)
Total Rebounds	3	2x, last vs. Murray State (1/12/19)
Offensive	1	vs. Quincy (11/12/18)
Defensive	3	2x, last vs. Murray State (1/12/19)
FG Made	3	vs. Quincy (11/12/18)
FG Attempted.....	6	vs. Quincy (11/12/18)
3-Point FG Made.....	2	vs. Abilene Christian (12/21/18)
3-Point FG Attempted.....	3	vs. Abilene Christian (12/21/18)
FT Made.....	2	vs. Abilene Christian (12/21/18)
FT Attempted.....	2	vs. Abilene Christian (12/21/18)
Assists	4	vs. Quincy (11/12/18)
Blocks.....	-	-
Steals.....	1	vs. Murray State (1/12/19)
Minutes	14	vs. Quincy (11/12/18)

CAREER STATISTICS AT SOUTHEAST MISSOURI

Overall																			
Season	G-GS	Min	Avg	FG-FGA	Pct	3FG-3FGA	Pct	FT-FTA	Pct	Off	Def	Tot	Avg	PF	FO	A	TO	Blk	Stl
2018-19	11-0	54	4.9	10-19	.526	5-11	.455	2-2	1.000	1	6	7	0.6	5	0	5	2	0	1
Ohio Valley Conference Games Only																			
Season	G-GS	Min	Avg	FG-FGA	Pct	3FG-3FGA	Pct	FT-FTA	Pct	Off	Def	Tot	Avg	PF	FO	A	TO	Blk	Stl
2018-19	3-0	13	4.3	2-3	.667	1-2	.500	0-0	.000	0	3	3	1.0	0	0	0	0	0	1

YOUR REDHAWKS

2018-19 BASKETBALL NOTES



► Center
► Senior (5) ► 6-8 ► 215
► Jackson, Mo.
► Saxony Lutheran H.S.
► Fontbonne



22

JACK LAKE

Fontbonne University: Played two seasons at NCAA Division III member Fontbonne University...Averaged 5.5 points and 2.5 rebounds in four games and three starts in 2017-18...Led the Griffins in scoring (12.3 ppg) and rebounding (5.4 rpg) in 24 games and 11 starts during the 2016-17 campaign...Was the team's top shooter with a .575 (127-of-221) field goal percentage...Led the team with 30 blocks and averaged 21.5 minutes per contest.

Prep: Attended Saxony Lutheran High School in nearby Jackson, Missouri...Two-time Missouri Class 3 District 2 All-District honoree...Named to the 2014 Southeast Missouri All-Region Team...Team captain...MVP of the 2013 Crystal City "Rolla Duke Herbert" Tournament...Tied for the most points scored in the 2013 Bloomfield Christmas Tournament with 94 in four games...Named to the All-Tournament Team at the 2013 Chester Invitational Tournament...Set single-season school records for points, rebounds and blocks in 2013-14...Selected to play in the 2014 BA Sports Class 3, 4 and 5 All-Star Game...One of two players in Missouri (as recorded by Maxpreps) to get over 500 points, 300 rebounds and 100 blocks in a season...Averaged a double-double 21.7 points and 13 rebounds as a senior...Posted three triple-doubles...Finished his prep career with 965 points, 584 rebounds, 294 blocks and a .500 field goal percentage (396-of-798) in 71 games.

LAKE'S GAME-BY-GAME STATISTICS

2018-19	FG	3P	FT	O/D	REB	E	PTS	A	TO	B	S	M
at Saint Louis	DNP	-	-	-	-	-	-	-	-	-	-	-
at Bradley	DNP	-	-	-	-	-	-	-	-	-	-	-
Quincy	DNP	-	-	-	-	-	-	-	-	-	-	-
vs. Jacksonville	DNP	-	-	-	-	-	-	-	-	-	-	-
vs. UT Chattanooga	DNP	-	-	-	-	-	-	-	-	-	-	-
at South Alabama	DNP	-	-	-	-	-	-	-	-	-	-	-
Missouri S&T	DNP	-	-	-	-	-	-	-	-	-	-	-
Western Illinois	DNP	-	-	-	-	-	-	-	-	-	-	-
at Miss. Valley St.	DNP	-	-	-	-	-	-	-	-	-	-	-
Southern Illinois	DNP	-	-	-	-	-	-	-	-	-	-	-
at The Citadel	DNP	-	-	-	-	-	-	-	-	-	-	-
at Florida State	DNP	-	-	-	-	-	-	-	-	-	-	-
Abilene Christian	DNP	-	-	-	-	-	-	-	-	-	-	-
at SIU Edwardsville	DNP	-	-	-	-	-	-	-	-	-	-	-
UT Martin	DNP	-	-	-	-	-	-	-	-	-	-	-
Austin Peay	DNP	-	-	-	-	-	-	-	-	-	-	-
Murray State	DNP	-	-	-	-	-	-	-	-	-	-	-
at Morehead State	DNP	-	-	-	-	-	-	-	-	-	-	-
at Eastern Kentucky	DNP	-	-	-	-	-	-	-	-	-	-	-
SIU Edwardsville	DNP	-	-	-	-	-	-	-	-	-	-	-
Eastern Illinois												
at Belmont												
at Tennessee State												
Tennessee Tech												
Jacksonville State												
at UT Martin												
at Eastern Illinois												
at Austin Peay												
at Murray State												
Tennessee State												
Belmont												

* - Game Started

2018-19 SEASON/CAREER HIGHS


Points	-
Total Rebounds	-
Offensive	-
Defensive	-
FG Made	-
FG Attempted	-
3-Point FG Made	-
3-Point FG Attempted	-
FT Made	-
FT Attempted	-
Assists	-
Blocks	-
Steals	-
Minutes	-

CAREER STATISTICS AT SOUTHEAST MISSOURI

Season	G-GS	Min	Avg	FG-FGA	Pct	3FG-3FGA	Pct	FT-FTA	Pct	Off	Def	Tot	Avg	PF	FO	A	TO	Blk	Stl	Pts	Avg
2018-19																					
Overall																					
Ohio Valley Conference Games Only																					
2018-19																					

YOUR REDHAWKS

2018-19 BASKETBALL NOTES



► Center
► Senior (4) ► 6-10 ► 223
► Hengelo, Netherlands
► Montessori College Twente
► Mineral Area College



42

MARK LAROS

2018-19: Averages 5.5 points and 3.2 rebounds a game through 20 appearances off the bench...Ranks first on the team in field goal percentage (.679)...Scored 13 points on 6-of-8 field goals vs. Quincy (11/12)... Played 21 minutes off the bench against the Hawks...Followed that up with 11 points and eight rebounds vs. Jacksonville (11/16)...Finished with a season-high nine rebounds at South Alabama (11/19)...Pitched in a career-high 14 points at SIU Edwardsville (1/3)...Scored double figures for the fourth time when he pitched in 12 points at Morehead State (1/17)...Also made a career-high two 3-pointers in that game.

LAROS' GAME-BY-GAME STATISTICS

2018-19	FG	3P	FT	O/D	REB	F	PTS	A	TO	B	S	M
at Saint Louis	1-3	0-0	0-0	0/0	0	1	2	0	0	0	0	12
at Bradley	1-3	0-1	0-0	1/1	2	3	2	0	0	0	1	11
Quincy	6-8	0-0	1-2	1/2	3	3	13	1	1	0	0	21
vs. Jacksonville	4-5	0-0	3-4	3/5	8	2	11	0	1	0	1	19
vs. UT Chattanooga	1-3	0-1	0-0	1/2	3	0	2	0	1	0	0	14
at South Alabama	2-3	0-0	3-5	5/4	9	2	7	0	2	0	0	13
Missouri S&T	2-2	0-0	0-0	3/2	5	1	4	0	4	0	0	22
Western Illinois	1-2	1-1	0-0	0/1	1	0	3	0	0	0	1	13
at Miss. Valley St.	1-3	0-0	0-0	2/0	2	1	2	0	0	1	0	10
Southern Illinois	1-1	1-1	0-0	1/4	5	1	3	2	1	0	0	17
at The Citadel	3-4	0-0	1-2	0/5	5	3	7	1	0	2	0	19
at Florida State	0-2	0-1	0-2	1/1	2	2	0	0	0	0	0	10
Abilene Christian	3-5	0-1	0-0	0/3	3	2	6	0	2	1	0	16
at SIU Edwardsville	5-6	1-1	3-4	1/1	2	3	14	0	3	0	0	16
UT Martin	0-2	0-0	0-0	0/2	2	2	0	0	1	0	0	17
Austin Peay	1-2	0-1	0-1	0/1	1	1	2	0	2	0	0	18
Murray State	3-4	1-2	2-4	1/1	2	1	9	0	0	0	0	18
at Morehead State	5-8	2-4	0-0	3/3	6	2	12	1	1	1	2	16
at Eastern Kentucky	4-10	0-1	0-0	0/3	3	3	8	0	0	0	1	19
SIU Edwardsville	1-2	0-0	0-0	0/0	0	2	2	0	1	1	0	10
Eastern Illinois												
at Belmont												
at Tennessee State												
Tennessee Tech												
Jacksonville State												
at UT Martin												
at Eastern Illinois												
at Austin Peay												
at Murray State												
Tennessee State												
Belmont												

* - Game Started

2018-19 SEASON HIGHS

Points	14	at SIU Edwardsville (1/3/19)
Total Rebounds	9	at South Alabama (11/19/18)
Offensive	5	at South Alabama (11/19/18)
Defensive	5	at The Citadel (12/15/18)
FG Made	6	vs. Quincy (11/12/18)
FG Attempted	10	at Eastern Kentucky (1/19/19)
3-Point FG Made	2	at Morehead State (1/17/19)
3-Point FG Attempted	4	at Morehead State (1/17/19)
FT Made	3	3x, last at SIU Edwardsville (1/3/19)
FT Attempted	5	at South Alabama (11/19/18)
Assists	2	vs. Southern Illinois (12/8/18)
Blocks	2	at The Citadel (12/15/18)
Steals	2	at Morehead State (1/17/19)
Minutes	22	vs. Missouri S&T (11/27/18)

CAREER HIGHS


Points	14	at SIU Edwardsville (1/3/19)
Total Rebounds	9	2x, last at South Alabama (11/19/18)
Offensive	5	at South Alabama (11/19/18)
Defensive	5	4x, last at The Citadel (12/15/18)
FG Made	6	vs. Quincy (11/12/18)
FG Attempted	10	at Eastern Kentucky (1/19/19)
3-Point FG Made	2	at Morehead State (1/17/19)
3-Point FG Attempted	4	at Morehead State (1/17/19)
FT Made	3	3x, last at SIU Edwardsville (1/3/19)
FT Attempted	5	at South Alabama (11/19/18)
Assists	2	3x, last vs. Southern Illinois (12/8/18)
Blocks	2	2x, last at The Citadel (12/15/18)
Steals	2	2x, last at Morehead State (1/17/19)
Minutes	33	vs. Morehead State (1/11/18)

CAREER STATISTICS AT SOUTHEAST MISSOURI

Overall																		
Season	G-GS	Min	Avg	FG-FGA	Pct	3FG-3FGA	Pct	FT-FTA	Pct	Off	Def	Tot	Avg	PF	FO	A	TO	Blk
2017-18	27-7	405	15.0	48-76	.632	0-4	.000	7-15	.467	40	54	94	3.5	36	0	9	28	11
2018-19	20-0	311	15.6	45-78	.577	6-15	.400	13-24	.542	23	41	64	3.2	35	0	5	20	6
Total	47-7	716	15.2	93-154	.604	6-19	.316	20-39	.513	63	95	158	3.4	71	0	14	48	17
Ohio Valley Conference Games Only																		
Season	G-GS	Min	Avg	FG-FGA	Pct	3FG-3FGA	Pct	FT-FTA	Pct	Off	Def	Tot	Avg	PF	FO	A	TO	Blk
2017-18	18-2	260	14.4	28-43	.651	0-4	.000	2-7	.286	21	36	57	3.2	25	0	7	18	5
2018-19	7-0	114	16.3	19-34	.559	4-9	.444	5-9	.556	5	11	16	2.3	14	0	1	8	2
Total	25-2	374	15.0	47-77	.610	4-13	.308	7-16	.438	26	47	73	2.9	39	0	8	26	7

YOUR REDHAWKS

2018-19 BASKETBALL NOTES



► Guard
► Senior (4) ► 6-1 ► 170
► Lexington, Ky.
► Paul Dunbar H.S.
► Spalding University



15

DONNIE LEWIS

2018-19: Played in 17 games off the bench...Had one rebound and a steal vs. Quincy (11/12)...Logged 15 minutes, scored his first basket of the season and dished out four assists at SIU Edwardsville (1/3)...Played a season-high 19 minutes at Morehead State (1/17).

LEWIS' GAME-BY-GAME STATISTICS

2018-19	FG	3P	FT	O/D	REB	E	PTS	A	TO	B	S	M
at Saint Louis	DNP	-	-	-	-	-	-	-	-	-	-	-
at Bradley	0-0	0-0	0-0	0/0	0	2	0	0	0	0	0	5
Quincy	0-0	0-0	0-0	0/1	1	1	0	1	0	0	1	8
vs. Jacksonville	DNP	-	-	-	-	-	-	-	-	-	-	-
vs. UT Chattanooga	0-0	0-0	0-0	0/0	0	0	0	1	0	0	0	3
at South Alabama	0-0	0-0	0-0	0/0	0	0	0	0	0	0	0	3
Missouri S&T	0-0	0-0	0-0	0/0	0	1	0	1	0	0	0	8
Western Illinois	DNP	-	-	-	-	-	-	-	-	-	-	-
at Miss. Valley St.	0-0	0-0	0-0	0/0	0	0	0	0	0	0	0	5
Southern Illinois	0-0	0-0	0-0	0/0	0	0	0	0	0	0	0	1
at The Citadel	0-1	0-1	0-0	0/0	0	0	0	1	1	0	1	8
at Florida State	0-0	0-0	0-0	0/0	0	0	0	1	0	0	0	3
Abilene Christian	0-0	0-0	0-0	0/1	1	3	0	1	2	0	0	5
at SIU Edwardsville	1-1	0-0	0-1	0/0	0	0	2	4	0	0	0	15
UT Martin	0-0	0-0	0-0	0/0	0	0	0	0	1	0	0	9
Austin Peay	0-0	0-0	0-0	0/0	0	0	0	0	0	0	0	5
Murray State	0-0	0-0	0-0	0/1	1	0	0	3	0	0	1	15
at Morehead State	0-1	0-0	0-0	1/0	1	1	0	3	1	0	0	19
at Eastern Kentucky	0-1	0-1	0-0	0/0	0	1	0	0	0	0	0	7
SIU Edwardsville	0-0	0-0	0-0	0/0	0	2	0	0	0	0	0	9
Eastern Illinois												
at Belmont												
at Tennessee State												
Tennessee Tech												
Jacksonville State												
at UT Martin												
at Eastern Illinois												
at Austin Peay												
at Murray State												
Tennessee State												
Belmont												

* - Game Started

2018-19 SEASON HIGHS

Points.....2	at SIU Edwardsville (1/3/19)
Total Rebounds.....1	3x, last at Morehead State (1/17/19)
Offensive.....1	at Morehead State (1/17/19)
Defensive.....1	3x, last vs. Murray State (1/12/19)
FG Made.....1	at SIU Edwardsville (1/3/19)
FG Attempted.....1	4x, last at Eastern Kentucky (1/19/19)
3-Point FG Made.....-	-
3-Point FG Attempted.....1	2x, last at Eastern Kentucky (1/19/19)
FT Made.....-	-
FT Attempted.....1	at SIU Edwardsville (1/3/19)
Assists.....4	at SIU Edwardsville (1/3/19)
Blocks.....-	-
Steals.....1	3x, last vs. Murray State (1/12/19)
Minutes.....19	at Morehead State (1/17/19)

CAREER HIGHS


Points.....5	vs. Eastern Illinois (2/15/18)
Total Rebounds.....4	vs. SIU Edwardsville (2/17/18)
Offensive.....1	6x, last at Morehead State (1/17/19)
Defensive.....4	vs. SIU Edwardsville (2/17/18)
FG Made.....1	6x, last at SIU Edwardsville (1/3/19)
FG Attempted.....2	3x, last vs. Eastern Illinois (2/15/18)
3-Point FG Made.....1	4x, last vs. Eastern Illinois (2/15/18)
3-Point FG Attempted.....2	2x, last at Morehead State (2/8/18)
FT Made.....2	2x, last vs. Eastern Illinois (2/15/18)
FT Attempted.....4	2x, last vs. UT Martin (2/24/18)
Assists.....4	3x, last at SIU Edwardsville (1/3/19)
Blocks.....-	-
Steals.....2	vs. Hannibal-LaGrange (11/28/17)
Minutes.....25	vs. Morehead State (1/11/18)

CAREER STATISTICS AT SOUTHEAST MISSOURI

Overall																			
Season	G-GS	Min	Avg	FG-FGA	Pct	3FG-3FGA	Pct	FT-FTA	Pct	Off	Def	Tot	Avg	PF	FO	A	TO	Blk	Stl
2017-18	31-2	315	10.2	5-12	.417	4-9	.444	7-15	.467	7	17	24	0.8	37	0	41	14	0	9
2018-19	17-0	128	7.5	1-4	.250	0-2	.000	0-1	.000	1	3	4	0.2	11	0	16	5	0	3
Total	48-2	443	9.2	6-16	.375	4-11	.364	7-16	.438	8	20	28	0.6	48	0	57	19	0	12
Ohio Valley Conference Games Only																			
Season	G-GS	Min	Avg	FG-FGA	Pct	3FG-3FGA	Pct	FT-FTA	Pct	Off	Def	Tot	Avg	PF	FO	A	TO	Blk	Stl
2017-18	18-2	193	10.7	5-11	.455	4-8	.500	6-13	.462	3	14	17	0.9	20	0	31	12	0	5
2018-19	7-0	79	11.3	1-3	.333	0-1	.000	0-1	.000	1	1	2	0.3	4	0	10	2	0	1
Total	25-2	272	10.9	6-14	.429	4-9	.444	6-14	.429	4	15	19	0.8	24	0	41	14	0	6

YOUR REDHAWKS

2018-19 BASKETBALL NOTES



► Guard
► Freshman (1) ► 6-5 ► 165
► Durham, N.C.
► Voyager Academy



JORDAN LOVE

Prep: Attended Voyager Academy in Durham, North Carolina...Averaged 20 points, 4.3 rebounds and two steals per game in 2017-18...Was the North Central Athletic Conference Basketball Player of the Year and claimed North Carolina Basketball Coaches Association All-District 6 honors... Named Voyager Academy's Most Valuable Player and finished his career with 1,000 points...Averaged 16 points, 2.3 assists, 4.6 rebounds and 1.6 steals en route to First-Team All-Conference and All-District accolades in 2016-17.

LOVE'S GAME-BY-GAME STATISTICS

2018-19	FG	3P	FT	O/D	REB	F	PTS	A	TO	B	S	M
at Saint Louis	DNP	-	-	-	-	-	-	-	-	-	-	-
at Bradley	DNP	-	-	-	-	-	-	-	-	-	-	-
Quincy	DNP	-	-	-	-	-	-	-	-	-	-	-
vs. Jacksonville	DNP	-	-	-	-	-	-	-	-	-	-	-
vs. UT Chattanooga	DNP	-	-	-	-	-	-	-	-	-	-	-
at South Alabama	DNP	-	-	-	-	-	-	-	-	-	-	-
Missouri S&T	DNP	-	-	-	-	-	-	-	-	-	-	-
Western Illinois	DNP	-	-	-	-	-	-	-	-	-	-	-
at Miss. Valley St.	DNP	-	-	-	-	-	-	-	-	-	-	-
Southern Illinois	DNP	-	-	-	-	-	-	-	-	-	-	-
at The Citadel	DNP	-	-	-	-	-	-	-	-	-	-	-
at Florida State	DNP	-	-	-	-	-	-	-	-	-	-	-
Abilene Christian	DNP	-	-	-	-	-	-	-	-	-	-	-
at SIU Edwardsville	DNP	-	-	-	-	-	-	-	-	-	-	-
UT Martin	DNP	-	-	-	-	-	-	-	-	-	-	-
Austin Peay	DNP	-	-	-	-	-	-	-	-	-	-	-
Murray State	DNP	-	-	-	-	-	-	-	-	-	-	-
at Morehead State	DNP	-	-	-	-	-	-	-	-	-	-	-
at Eastern Kentucky	DNP	-	-	-	-	-	-	-	-	-	-	-
SIU Edwardsville	DNP	-	-	-	-	-	-	-	-	-	-	-
Eastern Illinois	DNP	-	-	-	-	-	-	-	-	-	-	-
at Belmont	-	-	-	-	-	-	-	-	-	-	-	-
at Tennessee State	-	-	-	-	-	-	-	-	-	-	-	-
Tennessee Tech	-	-	-	-	-	-	-	-	-	-	-	-
Jacksonville State	-	-	-	-	-	-	-	-	-	-	-	-
at UT Martin	-	-	-	-	-	-	-	-	-	-	-	-
at Eastern Illinois	-	-	-	-	-	-	-	-	-	-	-	-
at Austin Peay	-	-	-	-	-	-	-	-	-	-	-	-
at Murray State	-	-	-	-	-	-	-	-	-	-	-	-
Tennessee State	-	-	-	-	-	-	-	-	-	-	-	-
Belmont	-	-	-	-	-	-	-	-	-	-	-	-

* - Game Started

2018-19 SEASON/CAREER HIGHS


Points	-
Total Rebounds	-
Offensive	-
Defensive	-
FG Made	-
FG Attempted.....	-
3-Point FG Made.....	-
3-Point FG Attempted.....	-
FT Made.....	-
FT Attempted.....	-
Assists	-
Blocks.....	-
Steals.....	-
Minutes	-

CAREER STATISTICS AT SOUTHEAST MISSOURI

Season	G-GS	Min	Avg	FG-FGA	Pct	3FG-3FGA	Pct	FT-FTA	Pct	Off	Def	Tot	Avg	PE	FO	A	TO	Blk	Stl	Pts	Avg
2018-19																					
Overall																					
Ohio Valley Conference Games Only																					
2018-19																					

YOUR REDHAWKS

2018-19 BASKETBALL NOTES



► Forward
► Freshman (1) ► 6-7 ► 225
► Gilbert, Ariz.
► Putnam Science Academy



30

GABE MCGLOTHAN

2018-19: Stands second on the team with 5.2 rebounds per game and is averaging 5.6 points...Leads the team with 14 blocks, including a career-best four at Mississippi Valley State (12/4)...Scored double figures two times...Turned in a double-double 18 points and 16 rebounds in his first career start vs. SIU Edwardsville (1/24)...Made a nice NCAA Division I debut when he scored seven points and pulled down six rebounds in 26 minutes off the bench at Saint Louis (11/6)...Shot 3-of-5 from the field, knocked down a 3-pointer and dished out two assists in that game...Made 3-of-4 free throws in 16 minutes at Bradley (11/10)...Narrowly missed a double-double with nine points and nine rebounds vs. Missouri S&T (11/27)...Pitched in 11 points at Mississippi Valley State (12/4).

Prep: Played 42 games and scored double figures eight times at Putnam Science Academy in Connecticut, the 2017-18 National Prep Champion... Prior to attending Putnam Science Academy, he played three varsity seasons at Basha High School in Chandler, Arizona...Averaged 14.2 points and 9.4 rebounds per game while helping lead the Bears to a 6A State Championship in 2016-17...Was the large class (6A) Player of the Year as Basha went 31-1 that season...Averaged 11.1 points and 8.2 rebounds per contest as a junior.

MCGLOTHAN'S GAME-BY-GAME STATISTICS

2018-19	FG	3P	FT	O/D	REB	F	PTS	A	TO	B	S	M
at Saint Louis	3-5	1-2	0-0	0/6	6	3	7	2	0	0	0	26
at Bradley	0-1	0-1	3-4	0/3	3	4	3	1	1	1	1	16
Quincy	1-2	0-1	0-0	0/2	2	3	2	1	1	0	0	15
vs. Jacksonville	1-4	0-3	1-2	1/5	6	1	3	0	0	1	0	23
vs. UT Chattanooga	1-6	0-1	1-2	1/2	3	4	3	0	2	0	0	13
at South Alabama	3-9	1-4	0-0	3/2	5	3	7	2	0	1	0	23
Missouri S&T	4-11	1-4	0-0	3/6	9	1	9	1	3	1	2	27
Western Illinois	2-5	1-2	2-2	3/4	7	3	7	1	1	0	1	20
at Miss. Valley St.	5-9	0-1	1-2	4/4	8	4	11	3	0	4	1	27
Southern Illinois	3-6	1-3	0-1	1/1	2	3	7	0	0	0	0	17
at The Citadel	3-6	0-1	0-0	2/4	6	3	6	0	0	2	0	16
at Florida State	3-5	1-2	0-0	1/2	3	3	7	0	0	0	1	16
Abilene Christian	0-2	0-0	0-2	1/4	5	4	0	1	1	1	1	18
at SIU Edwardsville	2-5	0-1	0-0	3/1	4	3	4	1	4	0	1	12
UT Martin	1-4	0-1	1-1	1/2	3	4	3	0	1	0	0	10
Austin Peay	0-2	0-0	0-0	0/1	1	4	0	1	0	1	0	19
Murray State	2-5	0-1	0-0	1/2	3	2	4	0	0	1	0	20
at Morehead State	1-3	0-0	0-0	1/4	5	3	2	2	0	0	2	19
at Eastern Kentucky	3-5	1-2	1-2	2/4	6	4	8	0	0	0	0	15
SIU Edwardsville*	7-16	0-2	4-6	4/12	16	4	18	2	4	1	0	40
Eastern Illinois												
at Belmont												
at Tennessee State												
Tennessee Tech												
Jacksonville State												
at UT Martin												
at Eastern Illinois												
at Austin Peay												
at Murray State												
Tennessee State												
Belmont												

* - Game Started

2018-19 SEASON/CAREER HIGHS


Points	18	vs. SIU Edwardsville (1/24/19)
Total Rebounds	16	vs. SIU Edwardsville (1/24/19)
Offensive	4	2x, last vs. SIU Edwardsville (1/24/19)
Defensive	12	vs. SIU Edwardsville (1/24/19)
FG Made	7	vs. SIU Edwardsville (1/24/19)
FG Attempted	16	vs. SIU Edwardsville (1/24/19)
3-Point FG Made	1	7x, last at Eastern Kentucky (1/19/19)
3-Point FG Attempted	4	2x, last vs. Missouri S&T (11/27/18)
FT Made	4	vs. SIU Edwardsville (1/24/19)
FT Attempted	6	vs. SIU Edwardsville (1/24/19)
Assists	3	at Mississippi Valley State (12/4/18)
Blocks	4	at Mississippi Valley State (12/4/18)
Steals	2	2x, last at Morehead State (1/17/19)
Minutes	40	vs. SIU Edwardsville (1/24/19)

CAREER STATISTICS AT SOUTHEAST MISSOURI

Overall																			
Season	G-GS	Min	Avg	FG-FGA	Pct	3FG-3FGA	Pct	FT-FTA	Pct	Off	Def	Tot	Avg	PF	FO	A	TO	Blk	Stl
2018-19	20-1	392	19.6	45-111	.405	7-33	.212	14-24	.583	32	71	103	5.2	63	0	18	18	14	10
Ohio Valley Conference Games Only																			
Season	G-GS	Min	Avg	FG-FGA	Pct	3FG-3FGA	Pct	FT-FTA	Pct	Off	Def	Tot	Avg	PF	FO	A	TO	Blk	Stl
2018-19	7-1	135	19.3	16-40	.400	1-7	.143	6-9	.667	12	26	38	5.4	24	0	6	9	3	3

YOUR REDHAWKS

2018-19 BASKETBALL NOTES



► Guard
► Freshman (2) ► 6-4 ► 195
► Houston, Texas
► ASPIRE Academy



NYGAL RUSSELL

2018-19: Finished with 10 points in his first double-digit scoring game at Southeast Missouri vs. Quincy (11/12)...Made a near-perfect 3-of-4 field goals to go along with 3-of-3 free throws...Played 12 minutes, had two assists and one rebound in first NCAA Division I game at Saint Louis (11/6)...Pitched in seven points and had four rebounds off the bench at Bradley (11/10)...Pulled down a season-high seven rebounds at Mississippi Valley State (12/4)...Averages 4.8 points and three rebounds per game...Scored two points in 17 minutes during his first career start vs. Southern Illinois (12/8)...Finished with eight points and five rebounds at The Citadel (12/15)...Dropped in 11 points in his first career Ohio Valley Conference start at SIU Edwardsville (1/3)...Started three games.

Prep: Averaged 11 points, five rebounds, three assists and 2.4 steals per game at ASPIRE Basketball Academy in Louisville, Kentucky...Prior to that, he spent his senior year at Chris Walker Academy in Houston, Texas...There, he averaged 12 points, five rebounds, four assists and two steals en route to All-Region honors...Attended Seven Lakes High School in Katy, Texas as a junior...Averaged 18 points, 11 rebounds, two assists and two steals for the Spartans.

RUSSELL'S GAME-BY-GAME STATISTICS

2018-19	FG	3P	FT	O/D	REB	E	PTS	A	TO	B	S	M
at Saint Louis	0-3	0-0	0-0	0/1	1	5	0	2	1	0	0	12
at Bradley	2-6	1-2	2-2	1/3	4	2	7	1	2	0	0	21
Quincy	3-4	1-2	3-3	0/1	1	0	10	2	0	0	0	15
vs. Jacksonville	2-5	1-2	0-0	0/3	3	0	5	1	1	0	0	14
vs. UT Chattanooga	1-3	0-2	0-0	0/5	5	1	2	0	2	0	0	17
at South Alabama	2-5	0-1	0-2	0/5	5	2	4	2	1	0	1	16
Missouri S&T	3-4	0-0	1-4	0/3	3	3	7	1	0	0	2	13
Western Illinois	2-4	0-2	0-0	0/2	2	2	4	2	1	0	1	19
at Miss. Valley St.	1-5	0-0	0-0	3/4	7	4	2	1	2	0	1	17
Southern Illinois*	1-6	0-3	0-0	0/2	2	0	2	1	1	0	0	17
at The Citadel	3-6	2-3	0-1	2/3	5	0	8	2	0	0	0	18
at Florida State	0-3	0-2	0-0	0/3	3	0	0	0	3	0	0	13
Abilene Christian	0-0	0-0	0-0	0/1	1	3	0	1	2	0	0	10
at SIU Edwardsville*	4-6	3-5	0-0	2/2	4	4	11	2	1	1	0	18
UT Martin*	0-5	0-3	0-2	0/4	4	1	0	5	5	0	1	18
Austin Peay	2-4	0-1	4-6	0/0	0	0	8	0	1	0	0	15
Murray State	2-8	1-2	3-4	0/0	0	3	8	1	1	1	0	19
at Morehead State	1-4	0-0	1-2	1/1	2	2	3	0	0	0	0	9
at Eastern Kentucky	2-3	1-1	0-0	0/2	2	2	5	5	1	0	0	11
SIU Edwardsville	2-3	1-1	4-6	1/4	5	3	9	0	0	0	0	18
Eastern Illinois												
at Belmont												
at Tennessee State												
Tennessee Tech												
Jacksonville State												
at UT Martin												
at Eastern Illinois												
at Austin Peay												
at Murray State												
Tennessee State												
Belmont												

* - Game Started

2018-19 SEASON/CAREER HIGHS


Points	11	at SIU Edwardsville (1/3/19)
Total Rebounds	7	at Mississippi Valley State (12/4/18)
Offensive	3	at Mississippi Valley State (12/4/18)
Defensive	5	2x, last at South Alabama (11/19/18)
FG Made	4	at SIU Edwardsville (1/3/19)
FG Attempted.....	8	vs. Murray State (1/12/19)
3-Point FG Made.....	3	at SIU Edwardsville (1/3/19)
3-Point FG Attempted.....	5	at SIU Edwardsville (1/3/19)
FT Made.....	4	2x, last vs. SIU Edwardsville (1/24/19)
FT Attempted.....	6	2x, last vs. SIU Edwardsville (1/24/19)
Assists	5	2x, last at Eastern Kentucky (1/19/19)
Blocks.....	1	at SIU Edwardsville (1/3/19)
Steals.....	2	vs. Missouri S&T (11/27/18)
Minutes	21	at Bradley (11/10/18)

CAREER STATISTICS AT SOUTHEAST MISSOURI


Overall																			
Season	G-GS	Min	Avg	FG-FGA	Pct	3FG-3FGA	Pct	FT-FTA	Pct	Off	Def	Tot	Avg	PF	FO	A	TO	Blk	Stl
2018-19	20-3	310	15.5	33-87	.379	11-32	.344	18-32	.563	10	49	59	3.0	37	1	29	25	2	6
Ohio Valley Conference Games Only																			
Season	G-GS	Min	Avg	FG-FGA	Pct	3FG-3FGA	Pct	FT-FTA	Pct	Off	Def	Tot	Avg	PF	FO	A	TO	Blk	Stl
2018-19	7-2	108	15.4	13-33	.394	6-13	.462	12-20	.600	4	13	17	2.4	15	0	13	9	2	1

YOUR REDHAWKS

2018-19 BASKETBALL NOTES



► Forward
► Freshman(1) ► 6-8 ► 200
► Richmond, Texas
► Combine Academy



23

SAGE TOLBERT

2018-19: Averages 6.5 points and leads the team with 6.3 rebounds per contest through 20 games and 19 starts...Ranks 11th in the Ohio Valley Conference in rebounding, 13th in offensive rebounds (2.2 per game) and 13th in defensive rebounds (2.2 per game)...Ranks second on the team with 11 blocks...Finished with 10 or more rebounds four times...Scored 13 points in his first career double-digit scoring game at Bradley (11/10)...Also had eight rebounds and five offensive boards against the Braves...Made his first career NCAA Division I start at Saint Louis (11/6)...Posted seven points, five rebounds and one steal in 23 minutes against the Billikens...Grabbed double-digit rebounds for the first time in his career when he finished with 10 vs. Chattanooga (11/17)...Scored 11 points at South Alabama (11/19)...Posted the first double-double of his career with 11 points and 10 rebounds vs. Western Illinois (12/1)...Finished with 11 rebounds at Mississippi Valley State (12/4)...Tallied seven or more rebounds on nine occasions...Finished with a season-high 18 points the first time he came off the bench vs. SIU Edwardsville (1/24).

Prep: Spent the 2017-18 season at Combine Academy in Charlotte, North Carolina...Was Combine Academy's top scorer and rebounder with 15.8 points and 8.4 rebounds per game in 38 starts...Also averaged 1.7 blocks...First-Team All-District selection at Fort Bend Travis High School in Richmond, Texas before he attended Combine Academy...Played two varsity seasons at Fort Bend Travis...Averaged 11.4 points and 7.4 rebounds as a senior in 2016-17...Played 24 games, averaging 6.1 points and 3.5 rebounds the previous year.

TOLBERT'S GAME-BY-GAME STATISTICS

2018-19	FG	3P	FT	O/D	REB	E	PTS	A	TO	B	S	M
at Saint Louis*	3-7	0-0	1-2	4/1	5	4	7	0	2	0	1	23
at Bradley*	5-8	0-0	3-6	5/3	8	4	13	0	3	1	0	28
Quincy*	3-5	0-0	2-2	1/3	4	5	8	1	0	0	1	19
vs. Jacksonville*	2-8	0-1	0-0	3/2	5	3	4	0	2	1	0	20
vs. UT Chattanooga*	3-6	0-0	1-1	3/7	10	5	7	0	5	1	2	26
at South Alabama*	4-6	0-1	3-4	2/2	4	3	11	1	2	0	0	22
Missouri S&T*	1-2	0-0	1-2	2/3	5	1	3	0	4	0	1	16
Western Illinois*	4-8	1-2	2-3	3/7	10	3	11	0	1	1	0	26
at Miss. Valley St.*	1-4	0-0	0-2	1/10	11	2	2	1	4	1	1	18
Southern Illinois*	2-5	0-0	1-3	3/0	3	4	5	1	3	0	0	20
at The Citadel*	1-4	0-0	0-2	1/6	7	1	2	1	1	0	0	16
at Florida State*	1-3	0-0	1-5	0/5	5	4	3	0	1	1	1	26
Abilene Christian*	2-5	0-0	1-2	0/4	4	5	5	0	3	1	1	22
at SIU Edwardsville*	1-4	0-0	1-2	2/3	5	2	3	0	3	1	1	23
UT Martin*	3-4	0-0	1-2	2/5	7	5	7	0	3	1	1	23
Austin Peay*	4-6	0-0	0-0	4/6	10	2	8	1	4	0	1	28
Murray State*	2-4	0-0	0-0	1/2	3	3	4	0	0	0	0	10
at Morehead State*	1-4	0-0	2-4	4/4	8	5	4	0	4	2	0	16
at Eastern Kentucky*	2-6	0-0	0-0	1/3	4	5	4	0	1	0	0	17
SIU Edwardsville	8-9	1-1	1-2	1/7	8	5	18	0	2	0	1	24
Eastern Illinois												
at Belmont												
at Tennessee State												
Tennessee Tech												
Jacksonville State												
at UT Martin												
at Eastern Illinois												
at Austin Peay												
at Murray State												
Tennessee State												
Belmont												

* - Game Started

2018-19 SEASON/CAREER HIGHS


Points	18	vs. Eastern Kentucky (1/24/19)
Total Rebounds	11	at Mississippi Valley State (12/4/18)
Offensive	5	at Bradley (11/10/18)
Defensive	10	at Mississippi Valley State (12/4/18)
FG Made	8	vs. Eastern Kentucky (1/24/19)
FG Attempted	9	vs. Eastern Kentucky (1/24/19)
3-Point FG Made	1	2x, last vs. Eastern Kentucky (1/24/19)
3-Point FG Attempted	2	vs. Western Illinois (12/1/18)
FT Made	3	2x, last at South Alabama (11/19/18)
FT Attempted	6	at Bradley (11/10/18)
Assists	1	5x, last at The Citadel (12/15/18)
Blocks	2	at Morehead State (1/17/19)
Steals	2	vs. Chattanooga (11/17/18)
Minutes	28	2x, last vs. Austin Peay (1/10/19)

CAREER STATISTICS AT SOUTHEAST MISSOURI


Overall																			
Season	G-GS	Min	Avg	FG-FGA	Pct	3FG-3FGA	Pct	FT-FTA	Pct	Off	Def	Tot	Avg	PF	FO	A	TO	Blk	Stl
2018-19	20-19	423	21.2	53-108	.491	2-5	.400	21-44	.477	43	83	126	6.3	71	7	6	48	11	12
Ohio Valley Conference Games Only																			
Season	G-GS	Min	Avg	FG-FGA	Pct	3FG-3FGA	Pct	FT-FTA	Pct	Off	Def	Tot	Avg	PF	FO	A	TO	Blk	Stl
2018-19	7-6	141	20.1	21-37	.568	1-1	1.000	5-10	.500	15	30	45	6.4	27	4	1	17	4	4

YOUR REDHAWKS

2018-19 BASKETBALL NOTES



► Forward
► Senior (4) ► 6-8 ► 200
► Mobile, Ala.
► Gardendale H.S.
► McNeese State



14

QUATARRIUS WILSON

Will sit out the 2018-19 season due to NCAA Division I transfer regulations.

McNeese State: Earned Third-Team All-Southland Conference honors... Averaged a double-double 10.9 points and 10.2 rebounds per game in 28 starts in 2017-18...Was McNeese State's top rebounder who also ranked third on the team in both blocks (28) and scoring...Shot 51.5 percent (123-of-239) from the field, dished out 39 assists and collected 21 steals...Led the Southland Conference with 14 double-doubles...Was arguably one of the most underrated players in the Southland Conference.

Moberly Area CC: Began his sophomore season as a starter at Moberly Area Community College...Played in 28 games during the 2015-16 and 2016-17 campaigns...Pulled down double-digit rebounds twice with a high of 13 in a 105-59 win over St. John's Academy (12/9/16).

WILSON'S GAME-BY-GAME STATISTICS

2018-19	FG	3P	FT	O/D	REB	E	PTS	A	TO	B	S	M
at Saint Louis	DNP	-	-	-	-	-	-	-	-	-	-	-
at Bradley	DNP	-	-	-	-	-	-	-	-	-	-	-
Quincy	DNP	-	-	-	-	-	-	-	-	-	-	-
vs. Jacksonville	DNP	-	-	-	-	-	-	-	-	-	-	-
vs. UT Chattanooga	DNP	-	-	-	-	-	-	-	-	-	-	-
at South Alabama	DNP	-	-	-	-	-	-	-	-	-	-	-
Missouri S&T	DNP	-	-	-	-	-	-	-	-	-	-	-
Western Illinois	DNP	-	-	-	-	-	-	-	-	-	-	-
at Miss. Valley St.	DNP	-	-	-	-	-	-	-	-	-	-	-
Southern Illinois	DNP	-	-	-	-	-	-	-	-	-	-	-
at The Citadel	DNP	-	-	-	-	-	-	-	-	-	-	-
at Florida State	DNP	-	-	-	-	-	-	-	-	-	-	-
Abilene Christian	DNP	-	-	-	-	-	-	-	-	-	-	-
at SIU Edwardsville	DNP	-	-	-	-	-	-	-	-	-	-	-
UT Martin	DNP	-	-	-	-	-	-	-	-	-	-	-
Austin Peay	DNP	-	-	-	-	-	-	-	-	-	-	-
Murray State	DNP	-	-	-	-	-	-	-	-	-	-	-
at Morehead State	DNP	-	-	-	-	-	-	-	-	-	-	-
at Eastern Kentucky	DNP	-	-	-	-	-	-	-	-	-	-	-
SIU Edwardsville	DNP	-	-	-	-	-	-	-	-	-	-	-
Eastern Illinois												
at Belmont												
at Tennessee State												
Tennessee Tech												
Jacksonville State												
at UT Martin												
at Eastern Illinois												
at Austin Peay												
at Murray State												
Tennessee State												
Belmont												

* - Game Started

2018-19 SEASON/CAREER HIGHS

Points	-
Total Rebounds	-
Offensive	-
Defensive	-
FG Made	-
FG Attempted.....	-
3-Point FG Made.....	-
3-Point FG Attempted.....	-
FT Made.....	-
FT Attempted.....	-
Assists	-
Blocks.....	-
Steals.....	-
Minutes	-

CAREER STATISTICS AT SOUTHEAST MISSOURI

Season	G-GS	Min	Avg	FG-FGA	Pct	3FG-3FGA	Pct	FT-FTA	Pct	Off	Def	Tot	Avg	PF	FO	A	TO	Blk	Stl	Pts	Avg
2018-19																					
Overall																					
Ohio Valley Conference Games Only																					
2018-19																					

YOUR REDHAWKS

2018-19 BASKETBALL NOTES



2018-19 Southeast Missouri Basketball Southeast Missouri Season/Career Statistics (as of Jan 25, 2019) All games



SEASON STATISTICS

CAREER STATISTICS

SUMMARY	gp-gs	min/g	fg%	3fg%	ft%	r/g	a/g	stl	blk	pts/g	gp-gs	min/g	fg%	3fg%	ft%	r/g	a/g	stl	blk	pts/g
BREWER, Ledarius	18-16	28.6	.383	.283	.725	4.8	1.9	21	7	13.4	49-43	29.1	.406	.334	.735	4.2	1.5	50	23	14.1
HOGAN, Skyler	20-19	27.8	.458	.388	.757	3.5	1.1	16	5	12.6	20-19	27.8	.458	.388	.757	3.5	1.1	16	5	12.6
CALDWELL, Alex	18-4	20.7	.450	.387	.818	2.2	1.9	18	4	8.8	18-4	20.7	.450	.387	.818	2.2	1.9	18	4	8.8
GABLE, Isaiah	20-20	23.5	.438	.375	.760	3.0	0.9	8	5	8.2	35-20	18.8	.426	.371	.722	2.5	0.7	8	5	6.5
TOLBERT, Sage	20-19	21.2	.491	.400	.477	6.3	0.3	12	11	6.5	20-19	21.2	.491	.400	.477	6.3	0.3	12	11	6.5
DALTON, Jonathan	20-18	27.0	.420	.406	.755	2.6	3.7	12	1	6.4	81-49	23.8	.424	.359	.705	1.8	3.5	61	1	4.2
MCGLOTHAN, Gabe	20-1	19.6	.405	.212	.583	5.2	0.9	10	14	5.6	20-1	19.6	.405	.212	.583	5.2	0.9	10	14	5.6
LAROS, Mark	20-0	15.6	.577	.400	.542	3.2	0.3	6	6	5.5	47-7	15.2	.604	.316	.513	3.4	0.3	14	17	4.5
RUSSELL, Nygal	20-3	15.5	.379	.344	.563	3.0	1.5	6	2	4.8	20-3	15.5	.379	.344	.563	3.0	1.5	6	2	4.8
CUFFEE, Khalil	10-0	2.8	.526	.467	.250	0.2	0.1	2	0	2.8	10-0	2.8	.526	.467	.250	0.2	0.1	2	0	2.8
KAO, Oscar	11-0	4.9	.526	.455	1.000	0.6	0.5	1	0	2.5	11-0	4.9	.526	.455	1.000	0.6	0.5	1	0	2.5
LEWIS, Donnie	17-0	7.5	.250	.000	.000	0.2	0.9	3	0	0.1	48-2	9.2	.375	.364	.438	0.6	1.2	12	0	0.5

SCORING	fg-fga	fg%	3fg-fga	3fg%	ft-fa	ft%	pts	pts/g	fg-fga	fg%	3fg-fga	3fg%	ft-fa	ft%	pts	pts/g
BREWER, Ledarius	87-227	.383	30-106	.283	37-51	.725	241	13.4	239-589	.406	101-302	.334	111-151	.735	690	14.1
HOGAN, Skyler	93-203	.458	38-98	.388	28-37	.757	252	12.6	93-203	.458	38-98	.388	28-37	.757	252	12.6
CALDWELL, Alex	54-120	.450	24-62	.387	27-33	.818	159	8.8	54-120	.450	24-62	.387	27-33	.818	159	8.8
GABLE, Isaiah	56-128	.438	33-88	.375	19-25	.760	164	8.2	78-183	.426	46-124	.371	26-36	.722	228	6.5
TOLBERT, Sage	53-108	.491	2-5	.400	21-44	.477	129	6.5	53-108	.491	2-5	.400	21-44	.477	129	6.5
DALTON, Jonathan	37-88	.420	13-32	.406	40-53	.755	127	6.4	108-255	.424	37-103	.359	91-129	.705	344	4.2
MCGLOTHAN, Gabe	45-111	.405	7-33	.212	14-24	.583	111	5.6	45-111	.405	7-33	.212	14-24	.583	111	5.6
LAROS, Mark	45-78	.577	6-15	.400	13-24	.542	109	5.5	93-154	.604	6-19	.316	20-39	.513	212	4.5
RUSSELL, Nygal	33-87	.379	11-32	.344	18-32	.563	95	4.8	33-87	.379	11-32	.344	18-32	.563	95	4.8
CUFFEE, Khalil	10-19	.526	7-15	.467	1-4	.250	28	2.8	10-19	.526	7-15	.467	1-4	.250	28	2.8
KAO, Oscar	10-19	.526	5-11	.455	2-2	1.000	27	2.5	10-19	.526	5-11	.455	2-2	1.000	27	2.5
LEWIS, Donnie	1-4	.250	0-2	.000	0-1	.000	2	0.1	6-16	.375	4-11	.364	7-16	.438	23	0.5

TOTALS	o-reb	d-reb	t-reb	pf	fo	ast	to	a/to	o-reb	d-reb	t-reb	pf	fo	ast	to	a/to
BREWER, Ledarius	15	71	86	47	3	35	51	0.7	29	175	204	113	6	75	108	0.7
HOGAN, Skyler	13	57	70	30	0	21	23	0.9	13	57	70	30	0	21	23	0.9
CALDWELL, Alex	9	30	39	35	0	35	25	1.4	9	30	39	35	0	35	25	1.4
GABLE, Isaiah	8	52	60	48	0	18	27	0.7	13	75	88	67	0	24	34	0.7
TOLBERT, Sage	43	83	126	71	7	6	48	0.1	43	83	126	71	7	6	48	0.1
DALTON, Jonathan	3	48	51	33	0	74	40	1.9	28	117	145	128	1	283	134	2.1
MCGLOTHAN, Gabe	32	71	103	63	0	18	18	1.0	32	71	103	63	0	18	18	1.0
LAROS, Mark	23	41	64	35	0	5	20	0.3	63	95	158	71	0	14	48	0.3
RUSSELL, Nygal	10	49	59	37	1	29	25	1.2	10	49	59	37	1	29	25	1.2
CUFFEE, Khalil	0	2	2	5	0	1	4	0.3	0	2	2	5	0	1	4	0.3
KAO, Oscar	1	6	7	5	0	5	2	2.5	1	6	7	5	0	5	2	2.5
LEWIS, Donnie	1	3	4	11	0	16	5	3.2	8	20	28	48	0	57	19	3.0

YOUR REDHAWKS

2018-19 BASKETBALL NOTES

GAME 1

SAINT LOUIS 75, SOUTHEAST MISSOURI 65

November 6, 2018 • Chaifetz Arena • St. Louis, Mo.

Southeast Missouri 65 • 0-1

#	Player	Total		3-Ptr		Rebounds		PF	TP	A	To	Bk	Stl	Min
		FG-FG	FT-FT	FG-FG	FT-FT	Off	Def							
13	GABLE, Isaiah	f	2-6	2-5	0-0	0	1	1	3	6	1	1	1	20
23	TOLBERT, Sage	f	3-7	0-0	1-2	4	1	5	4	7	0	2	0	23
03	HOGAN, Skyler	g	2-4	0-0	0-0	0	4	4	2	4	0	4	0	1
05	DALTON, Jonathan	g	3-5	1-1	0-0	1	1	2	0	7	3	4	0	28
25	BREWER, Ledarrus	g	7-17	2-7	2-2	0	7	7	5	18	2	3	0	33
00	CALDWELL, Alex	g	4-7	1-2	5-6	2	2	4	14	4	1	0	0	19
04	KAO, Oscar	g	0-1	0-0	0-0	0	0	0	1	0	0	0	0	2
11	RUSSELL, Nygal	g	0-3	0-0	0-0	0	1	1	5	0	2	1	0	12
20	MCGLOTHAN, Gabe	g	3-5	1-2	0-0	0	6	6	3	7	2	0	0	26
42	LAROS, Mark	g	1-3	0-0	0-0	0	0	0	1	2	0	0	0	12
Team						1	2	3						
Totals			25-58	7-17	8-10	6	25	31	28	65	14	16	1	202
FG % 1st Half: 9-29		31.0%	2nd half: 16-29	55.2%	Game: 25-58		43.1%	Deadball						
3FG % 1st Half: 4-9		44.4%	2nd half: 3-8	37.5%	Game: 7-17		41.2%	Rebounds						
FT % 1st Half: 2-2		100.0	2nd half: 6-8	75.0%	Game: 8-10		80.0%	1						

Saint Louis 75 • 1-0

#	Player	FG-FGA	3-FTA	FG-FGA	FT-FTA	Off	Def	TP	PF	TP	A	To	Bk	Stl	Min	
05	Carte'Are Gordon	f	1-2	0-0	0-0	0	2	2	4	2	2	3	1	2	15	
11	Hasahn French	f	1-1	0-0	0-0	2	10	12	2	2	4	0	3	3	34	
00	Jordan Goodwin	g	3-8	0-2	5-9	2	4	6	5	11	2	5	0	0	27	
02	Tramaine Isabell Jr.	g	6-13	0-6	6-11	0	3	3	0	18	1	4	0	2	30	
03	Javon Bess	g	6-11	2-6	4-6	0	5	5	2	18	3	1	0	3	35	
01	D.J. Foreman	g	5-6	0-0	2-3	3	0	3	2	12	1	0	0	1	23	
04	Dion Wiley	g	3-9	2-8	1-2	0	1	1	0	9	1	1	0	0	27	
15	Demarius Jacobs	g	0-0	0-0	1-2	0	1	1	0	1	1	0	0	0	3	
20	Fred Thatch Jr.	g	1-4	0-3	0-0	1	1	2	0	2	1	0	0	0	6	
Team																
Totals		26-54		4-25		19-33		11		28		39			9 200	
FG % 1st Half: 16-32		50.0%		2nd half: 10-22		45.5%		Game: 26-54		48.1%		Deadball		Rebounds		
3FG % 1st Half: 3-16		18.8%		2nd half: 1-9		11.1%		Game: 4-25		16.0%						
FT % 1st Half: 5-6		83.3%		2nd half: 14-27		51.9%		Game: 19-33		57.6%				6		

Officials: Rick Crawford, Eric Anderson, Ed Crenshaw
Technical fouls: Southeast Missouri-None. Saint Louis-None.
Attendance: 6028

Score by periods	1st	2nd	Total
Southeast Missouri	24	41	65
Saint Louis	40	35	75

Points	In	Off	2nd	Fast
SEMO	26	12	4	18
SU	34	23	23	17

GAME 2

BRADLEY 68, SOUTHEAST MISSOURI 57

November 10, 2018 • Carver Arena • Peoria, Ill.

SE Missouri State 57 • 0-2

#	Player	Total		3-Ptr		Rebounds			PF	TP	A	To	Bk	Stl	Min
		FG-FGA	FT-FTA	FG-FGA	FT-FTA	Off	Def	Total							
13	GABLE, Isaiah	f	0-4	0-2	0-2	1	3	4	3	0	0	2	0	0	16
23	TOLBERT, Sage	f	5-8	0-0	3-6	5	3	8	4	13	0	3	1	0	28
03	HOGAN, Skyler	g	2-10	1-6	1-1	1	3	4	3	6	0	1	0	0	28
05	DALTON, Jonathan	g	2-3	1-2	4-4	0	1	1	3	9	3	2	0	0	24
25	BREWER, Ledarrus	g	3-15	1-8	4-6	1	7	8	2	11	3	2	0	0	33
00	CALDWELL, Alex	g	3-7	0-1	0-0	1	2	3	2	6	1	2	0	0	18
11	RUSSELL, Nygal	g	2-6	1-2	2-2	1	3	4	2	7	1	2	0	0	21
15	LEWIS, Donnie	g	0-0	0-0	0-0	0	0	0	2	4	0	0	0	0	5
20	MCGLOTHAN, Gabe	g	0-1	0-1	3-4	0	3	4	3	1	1	1	1	1	16
42	LAROS, Mark	g	1-3	0-1	0-0	1	1	2	3	2	0	0	0	0	11
Team						3	0	3							
Totals			18-57	4-23	17-25	14	26	40	28	57	9	15	2	3	200
FG % 1st Half: 8-28		28.6%		2nd half: 10-29		34.5%		Game: 18-57		31.6%				Deadball	
3FG % 1st Half: 2-12		16.7%		2nd half: 2-11		18.2%		Game: 4-23		17.4%				Rebounds	
FT % 1st Half: 5-8		62.5%		2nd half: 12-17		70.6%		Game: 17-25		68.0%				5	

Bradley 68 • 2-0

#	Player		Total		3-Ptr		Rebounds			PF	TP	A	To	Bk	Stl	Min	
			FG	FTA	FG	FTA	Off	Def	TP								
10	Childs, Elijah	f	3-12	0-2	2-2	2	9	11	3	8	1	3	5	2	35		
12	Bar, Koch	c	2-4	0-0	0-0	1	2	3	4	4	0	3	1	0	13		
05	Brown, Darrell	g	3-9	2-5	7-12	0	1	1	1	15	6	1	0	3	33		
23	Lautier-Ogunleye, D.	g	4-6	1-2	13-15	2	3	5	2	22	2	2	0	0	31		
25	Kennell, Nate	g	1-6	1-6	0-0	1	3	4	3	2	0	0	0	0	21		
03	Pittman, Antoine	g	2-4	1-3	0-2	0	4	4	1	5	1	0	0	1	25		
13	van Bree, Luuk	g	3-3	3-3	0-0	0	2	2	3	9	0	0	0	1	27		
22	Henry, Ja'Shon	g	1-4	0-1	0-1	2	1	3	1	2	0	1	0	1	8		
35	Hodgson, Jayden	g	0-1	0-1	0-0	0	0	0	5	0	2	2	0	0	17		
Team							1		3			1					
Totals			19-49		8-23		22-32		9		28		14		13		
FG % 1st Half: 10-29			34.5%		2nd half: 9-20			45.0%			Game: 19-49			38.8%			Deadball Rebounds
3FG % 1st Half: 4-13			30.8%		2nd half: 4-10			40.0%			Game: 8-23			34.8%			
FT % 1st Half: 7-13			53.8%		2nd half: 15-19			78.9%			Game: 22-32			68.8%			

Officials: Rick Crawford, Roland Simmons, Tommy Short
Technical fouls: SE Missouri State-None. Bradley-None.
Attendance: 5181
BU #35 Hodgson fouls out at 2:06

Score by periods	1st	2nd	Total
SE Missouri State	23	34	57
Bradley	31	37	68

Points	In	Off	2nd	Fast
SEMO	24	15	11	2
BRAD	22	17	7	10

GAME 3

SOUTHEAST MISSOURI 102, QUINCY 66

November 12, 2018 • Show Me Center • Cape Girardeau, Mo.

Quincy 66 • 1-1

#	Player		Total		3-Ptr		Rebounds									
			FG-FA	FG-FGA	FT-FTA	Off	Def	Tot	PF	TP	A	To	Bk	Stl	Min	
24	Stuckman, Tanner	f	3-5	2-3	0-0	3	1	4	1	8	0	0	0	0	15	
33	Hinton, Marcus	f	1-2	0-0	3-3	0	5	5	2	5	0	1	1	0	12	
00	Wormack, Jah-Kobe	g	4-12	2-4	4-4	1	1	2	1	14	2	2	1	0	21	
02	Briscoe, Ryan	g	1-5	0-3	0-0	0	3	3	1	2	3	1	0	0	21	
03	Houston, Demetrius	g	7-17	1-6	0-0	0	1	1	0	15	3	0	0	0	24	
01	Downing, Austin	g	0-3	0-2	0-0	1	0	1	3	0	0	2	0	0	14	
04	Zurcher, Lucas		0-0	0-0	0-0	0	0	0	0	0	1	0	0	0	2	
05	Johnson, Marsalis		3-4	0-0	0-1	3	2	5	1	6	1	1	0	0	19	
10	Dosier, Robby		1-4	0-2	3-4	0	1	1	1	5	0	0	0	0	17	
12	Parker, Robert		0-1	0-1	0-0	0	1	1	3	0	0	3	0	0	10	
15	Meny, Trevor		1-3	0-0	0-0	0	0	0	0	2	0	1	0	0	6	
23	Alexander, DeAndre		3-3	0-0	4-6	1	1	0	4	4	1	0	1	0	15	
42	Adams, Aziz		2-3	0-0	1-2	1	2	3	0	5	0	0	0	0	24	
Team						2	1	3								
Totals				23-62	5-21	15-20	12	19	31	14	66	11	12	2	2	200
FG 1st Half: 11-35 31.4% 2nd half: 12-27 44.4% Game: 23-62 37.1% Deadball																
3FG 1st Half: 2-13 15.4% 2nd half: 3-8 37.5% Game: 5-21 23.8% Rebounds																
FT 1st Half: 8-9 88.9% 2nd half: 7-11 63.6% Game: 15-20 75.0% 4																

YOUR REDHAWKS

2018-19 BASKETBALL NOTES

GAME 5

SOUTHEAST MISSOURI 63, CHATTANOOGA 42

November 17, 2018 • Mitchell Center • Mobile, Ala.

Chattanooga 42 • 2-3

#	Player	Total				Rebounds				A	TO	Blk	Stl	Min		
		FG-FGA	FG-FGA	FT-FTA	Off	Def	TP	TP								
34	Kevin Easley	f	3-11	2-7	0-0	0	5	2	8	1	1	0	0	32		
33	Thomas Smallwood	c	1-6	1-3	3-4	1	6	7	1	6	1	1	0	24		
01	Jonathan Scott	g	1-5	0-2	1-2	1	3	4	3	0	3	0	0	24		
02	Jerry Johnson, Jr.	g	5-11	2-7	0-0	2	3	1	12	1	0	0	2	34		
05	Donovann Toatley	g	3-10	0-5	0-0	0	2	2	1	6	2	3	0	26		
03	David Jean-Baptiste	g	0-5	0-4	0-0	0	4	2	0	1	2	0	0	20		
04	Maurice Commander	g	1-7	1-7	0-0	0	3	3	3	3	1	1	0	26		
22	Keigan Kerby	g	0-1	0-1	0-0	0	0	0	0	0	0	0	0	2		
25	Justin Brown	g	1-3	0-0	2-4	3	1	4	0	4	0	1	0	12		
Team																
Totals			15-59	6-36	6-10	9	25	34	14	42	7	13	0	4	200	
FG % 1st Half: 7-28 25.0% 2nd half: 8-31 25.8% Game: 15-59 25.4%																Deadball
3PC % 1st Half: 3-16 18.8% 2nd half: 3-21 14.3% Game: 15-59 18.8%																Rebounds
FT % 1st Half: 0-0 0.0% 2nd half: 10-10 100% Game: 10-10 100%																1, 1.

FG % 1st Half: 7-28 25.0% 2nd half: 8-31 25.8% Game: 15-59 25.4%
 3FG % 1st Half: 3-16 18.8% 2nd half: 3-20 15.0% Game: 6-36 16.7%
 FT % 1st Half: 0-0 0.0% 2nd half: 6-10 60.0% Game: 6-10 60.0%

Deadball
Rebounds
1,1

Southeast Missouri 63 • 3-2

#	Player	Total		3-Ptr	Rebounds		PF	TP	A	TO	Blk	Stl	Min	
		FG-FGA	FG-FGA	FT-FTA	Off	Def								
13	GABLE, Isaiah	f	2-5	0-2	2-2	0	4	4	2	6	1	2	0	24
23	TOLBERT, Sage	f	3-6	0-0	1-1	3	7	10	5	7	0	5	1	26
03	HOGAN, Skyler	g	6-11	3-3	0-0	1	5	6	0	15	0	1	2	0
05	DALTON, Jonathan	g	1-2	1-2	2-2	0	2	2	1	5	3	1	0	1
25	BREWER, Ledarius	g	5-11	0-2	1-2	1	6	7	1	11	4	2	0	0
01	CALDWELL, Alex	g	3-6	0-2	1-1	0	3	3	2	7	1	0	0	2
00	CUFFEE, Khalil	g	1-2	1-2	0-0	0	0	0	0	3	0	0	0	0
04	KAO, Oscar	g	1-1	0-0	0-0	0	0	0	0	2	0	1	0	0
11	RUSSELL, Nygal	g	1-3	0-2	0-0	0	5	1	2	0	0	2	0	0
15	LEWIS, Donnie	g	0-0	0-0	0-0	0	0	0	0	1	0	0	0	0
30	MCGLOTHAN, Gabe	g	1-6	0-1	1-2	1	2	3	4	3	0	2	0	0
42	LAROS, Mark	g	1-3	0-1	0-0	1	2	3	0	2	0	1	0	0
Team														
Totals		25-56		5-17	8-10	7	36	43	16	63	10	17	3	5
FG % 1st Half: 11-30 36.7% 2nd half: 14-26 53.8% Game: 25-56 44.6%		Deadball Rebounds												
3FG % 1st Half: 2-10 20.0% 2nd half: 3-7 42.9% Game: 5-17 29.4%		0.2												
FT % 1st Half: 2-2 100.0% 2nd half: 6-8 75.0% Game: 8-10 80.0%														

FG % 1st Half: 11-30 36.7% 2nd half: 14-26 53.8% Game: 25-56 44.6%
 3FG % 1st Half: 3-10 30.0% 2nd half: 3-7 42.9% Game: 5-17 29.4%
 FT % 1st Half: 2-2 100.0% 2nd half: 6-8 75.0% Game: 8-10 80.0%

Deadball
Rebounds
0,2

Officials: Nathan Bemis, Keith Patterson, Kevin Raher
 Technical fouls: Chattanooga-Kevin Easley, Southeast Missouri-None.
 Attendance: 3
 Game 3 of the Goldie and Herman Ungar Classic

Score by periods	1st	2nd	Total
Chattanooga	17	25	42
Southeast Missouri	26	37	63

Points	In	Off	2nd	Fast	Bench
UTC	10	12	2	4	7
SEMO	32	8	2	23	19

GAME 7

SOUTHEAST MISSOURI 72, MISSOURI S&T 69

November 27, 2018 • Show Me Center • Cape Girardeau, Mo.

Missouri S&T 69 • 2-4

#	Player	FG-TOTAL		3-Ptr		Rebounds		PF	TP	A	TO	Blk	Stl	Min	
		FG-FGA	FG-FGM	FT-FTA	Off	Def	Total								
12	Sarajlic, Ervin	f	5-15	3-11	0-0	2	6	8	2	13	1	3	1	0	35
24	Louiserre, Romain	f	3-7	0-1	5-6	5	4	9	3	11	0	3	0	1	26
02	Hedgepeth, CJ	g	10-16	3-4	5-8	1	4	5	3	28	0	2	0	3	39
03	Newt, Jordan	g	3-11	1-7	2-2	1	3	4	1	9	3	0	0	2	32
25	Miller, Juwan	g	1-6	0-1	0-0	1	1	2	1	2	5	3	0	2	33
15	Muhammad, Yahmir	g	2-5	1-2	0-0	0	1	1	1	5	0	3	0	0	16
23	Andric, Nikola	g	0-0	0-0	1-3	1	2	3	1	1	0	1	0	0	17
44	Bushman, Kyle	g	0-0	0-0	0-0	0	0	0	0	0	0	0	0	0	2
Team						0	1	1			1				
Totals			24-60	8-26	13-19	11	22	33	12	69	9	16	1	8	200

FG % 1st Half:	10-30	33.3%	2nd half:	14-30	46.7%	Game:	24-60	40.0%	Deadball
3FG % 1st Half:	3-13	23.1%	2nd half:	5-13	38.5%	Game:	8-26	30.8%	Rebounds
FT % 1st Half:	9-19	69.2%	2nd half:	4-6	66.7%	Game:	13-19	68.4%	1

FG % 1st Half: 10-30 33.3% 2nd half: 14-30 46.7% Game: 24-60 40.0%
 3FG % 1st Half: 3-13 23.1% 2nd half: 5-13 38.5% Game: 8-26 30.8%
 FT % 1st Half: 9-13 69.2% 2nd half: 4-6 66.7% Game: 13-19 68.4%

Deadball
Rebounds
1

Southeast Missouri 72 • 4-3

#	Player	Total		3-Ptr	Rebounds		PF	TP	A	TO	Blk	Stl	Min		
		FG-FGA	FG-FGA	FG-FTA	Off	Def									
13	GABLE, Isaiah	f	1-7	1-5	0-0	2	2	2	0	3	0	1	0	1	15
23	TOLBERT, Sage	f	1-2	0-0	1-2	0	3	5	1	3	0	4	0	1	16
03	HOGAN, Skyler	g	6-9	2-4	0-0	2	2	4	3	14	1	2	0	0	26
05	DALTON, Jonathan	g	2-3	0-0	1-4	0	1	1	3	5	3	0	0	0	20
25	BREWER, Ledarius	g	7-13	3-6	3-3	0	11	11	3	20	1	5	0	2	34
00	CALDWELL, Alex	g	3-7	1-4	0-0	0	0	0	2	7	4	1	1	3	16
04	KAO, Oscar	g	0-1	0-1	0-0	0	0	0	0	0	0	1	0	0	3
11	RUSSELL, Nygal	g	3-4	0-0	1-4	0	3	3	7	1	0	0	2	13	
15	LEWIS, Donnie	g	0-0	0-0	0-0	0	0	0	1	0	1	0	0	0	8
30	MCGLOTHAN, Gabe	g	4-11	1-4	0-0	3	6	9	1	9	1	3	1	2	27
42	LAROS, Mark	g	2-2	0-0	0-0	3	2	5	1	4	0	4	0	0	22
Team						1	0	1			1				
Totals			29-59	8-24	6-13	11	30	41	18	72	12	22	2	11	200

FG % 1st Half: 16-27 59.3% 2nd half: 13-32 40.6% Game: 29-59 49.2%
 3FG % 1st Half: 6-12 50.0% 2nd half: 2-12 16.7% Game: 8-24 33.3%
 FT % 1st Half: 1-4 25.0% 2nd half: 5-9 55.6% Game: 6-13 46.2%

Deadball
Rebounds
4

Officials: Tyler Kumpf, Brad Fritsche, Tariq Lucas
 Technical fouls: Missouri S&T-None, Southeast Missouri-None.
 Attendance: 650

Score by periods	1st	2nd	Total
Missouri S&T	32	37	69
Southeast Missouri	39	33	72

Points	In	Off	2nd	Fast	Bench
MST	30	13	13	4	6
SEMO	36	15	11	6	27

GAME 6

SOUTH ALABAMA 79, SOUTHEAST MISSOURI 58

November 19, 2018 • Mitchell Center • Mobile, Ala.

Southeast Missouri 58 • 3-3

#	Player	Total		3-Ptr	Rebounds				PF	TP	A	TO	Blk	Stl	Min
		FG	FGA	FG	FT	FTA	Off	Def							
13	GABLE, Isaiah	f	2-6	2-6	0-1	0	4	4	3	6	0	0	1	0	16
23	TOLBERT, Sage	f	4-6	0-1	3-4	2	2	4	3	11	1	2	0	0	22
03	HOGAN, Skyler	g	2-6	0-2	2-2	1	0	1	2	6	0	1	0	1	25
05	DALTON, Jonathan	g	1-3	0-0	0-0	0	4	4	0	2	7	1	0	1	27
25	BREWER, Ledarius	g	3-12	2-7	2-2	1	6	7	2	10	0	8	0	1	29
01	CALDWELL, Alex	g	1-8	0-3	0-0	1	2	3	0	2	1	0	0	0	20
00	CUFFEE, Khalil	g	0-2	0-2	0-0	0	0	0	0	0	0	0	0	0	3
04	KAO, Oscar	g	1-2	1-2	0-0	0	0	0	0	3	0	0	0	0	3
11	RUSSELL, Nygal	g	2-5	0-1	0-2	0	5	5	2	4	2	1	0	1	16
15	LEWIS, Donnie	g	0-0	0-0	0-0	0	0	0	0	0	0	0	0	0	3
30	MCGLOTHAN, Gabe	g	3-9	1-4	0-0	3	2	5	3	7	2	0	1	0	23
42	LAROS, Mark	g	2-3	0-0	3-5	5	4	9	2	7	0	2	0	0	13
Team						3	1	4							
Totals			21-62	6-28	10-16	16	30	46	17	58	13	15	2	4	200
FG % 1st Half: 12-31 38.7% 2nd half: 9-31 29.0% Game: 21-62 33.9% Deadball															
3FG % 1st Half: 2-6 33.3% 2nd half: 1-11 9.1% Game: 5-28 17.9% Rebounds															
FT % 1st Half: 3-4 75.0% 2nd half: 7-12 58.3% Game: 10-16 62.5% 2															

FG % 1st Half: 12-31 38.7% 2nd half: 9-31 29.0% Game: 21-62 33.9%
 3FG % 1st Half: 3-12 25.0% 2nd half: 3-16 18.8% Game: 6-28 21.4%
 FT % 1st Half: 3-4 75.0% 2nd half: 7-12 58.3% Game: 10-16 62.5%

Deadball
Rebounds
2

South Alabama 79 • 3-2

#	Player	FG			3-Ptr	Rebounds			PF	TP	A	TO	Blk	Stl	Min
		FG	FGA	FG-FGA		FG-FGA	Off	Def							
03	Morris, Kevin	f	1-1	0-0	2-4	1	2	3	4	0	1	1	0	11	
02	Mitchell, Trhæ	f	4-12	1-6	2-2	1	8	9	1	11	4	1	2	35	
01	McGee, Herb	g	9	2-2	0-2	1-4	0	6	6	1	5	11	1	0	24
14	Sikes, Rodrick	g	10-24	6-16	4-5	0	1	1	2	30	0	2	0	2	37
30	Dial, Abdul	g	2-4	1-2	0-0	0	1	1	3	5	1	1	0	1	24
12	Kelly, R.J.		3-5	0-1	3-6	1	3	4	3	9	0	1	0	1	26
25	Andrews, Jordan		5-7	5-7	0-0	0	4	4	3	15	1	1	0	0	23
50	Pettway, John		0-2	0-0	0-0	0	1	2	0	2	0	0	0	0	10
						1	2								
Totals			27-57	13-34	12-21	4	28	32	18	79	19	8	4	6	200
FG % 1st Half: 14-33 42.4% 2nd half: 13-24 54.2% Game: 27-57 47.4% Deaball															
3FG % 1st Half: 9-23 39.1% 2nd half: 4-14 28.6% Game: 12-34 35.3% Deaball															
FT % 1st Half: 2-5 40.0% 2nd half: 10-16 62.5% Game: 22-27 81.5% 5.1															

YOUR REDHAWKS

2018-19 BASKETBALL NOTES

GAME 9

SOUTHEAST MISSOURI 77, MISS. VALLEY ST. 57

December 4, 2018 • Harrison Complex • Itta Bena, Miss.

Southeast Missouri State 77 • 5-4

#	Player		Total	3-Ptr		Rebounds											
			FG-FGA	FG-FGA	FT-FTA	Off	Def	PF	TP	A	To	Bk	Stl	Min			
13	GABLE, Isaiah	f	4-8	3-6	0-0	0	2	2	3	11	2	0	0	18			
23	TOLBERT, Sage	f	1-4	0-0	0-2	1	10	11	2	2	1	4	1	21			
05	HOGAN, Skyler	g	10-16	5-8	0-0	1	2	2	25	4	1	2	1	35			
05	DALTON, Jonathan	g	2-6	1-3	2-2	0	4	4	1	7	4	3	1	29			
25	BREWER, Ledarius	g	2-9	1-6	0-2	0	3	3	5	0	0	0	0	15			
00	CALDWELL, Alex	g	2-5	1-3	3-3	1	1	2	1	8	0	1	0	20			
01	CUFFEE, Khalil	g	1-2	1-2	1-2	0	0	0	3	4	0	1	0	2			
04	KAO, Oscar	g	0-0	0-0	0-0	0	0	0	0	0	0	0	0	1			
11	RUSSELL, Nygal	g	1-5	0-0	0-0	3	4	7	4	2	1	2	0	17			
15	LEWIS, Donnie	g	0-0	0-0	0-0	0	0	0	0	0	0	0	0	5			
30	MCGLOTHAN, Gabe	g	5-9	0-1	1-2	4	4	8	4	11	3	0	4	17			
42	LAROS, Mark	g	1-3	0-0	0-0	2	0	2	1	2	0	0	1	10			
Team						1	2	3									
Totals			29-67	12-29	7-13	13	31	44	26	77	15	12	9	7	200		
FG % 1st Half: 13-35		37.1%	2nd half: 16-32		50.0%	Game: 29-67		43.3%	3FG % 1st Half: 5-14		35.7%	2nd half: 7-15		46.7%	Game: 12-29		41.4%
FT % 1st Half: 2-4		50.0%	2nd half: 5-9		55.6%	Game: 7-13		53.8%	Rebounds		5		Deadball		Rebounds		5

Mississippi Valley State 57 • 2-8

#	Player	Total		3-Ptr		Rebounds		PF	TP	A	To	Bk	Stl	Min	
		FG-FGA	FG-FGA	FT-FTA	Off Def Tot										
01	SCOTT, Dante	f	6-16	0-3	7-14	0	3	3	2	19	1	0	0	32	
11	MITCHELL, Marcus	f	1-3	0-0	1-4	3	4	7	1	3	1	0	1	14	
03	KORACIN, Aleksa	c	1-6	0-0	0-0	6	6	12	1	2	0	4	0	27	
05	ECKWOOD, Tereke	g	3-13	1-4	3-5	0	2	2	0	10	3	4	0	28	
21	RUCKER, Patrick	g	0-0	0-0	1-2	0	4	4	0	1	2	1	0	19	
00	BARNES, Zachary	g	0-0	0-0	0-0	0	0	0	0	0	0	0	0	1	
02	SIMMONS, Torico	g	1-1	0-0	0-0	0	1	1	0	2	0	1	0	12	
03	EVANS, Jordan	g	1-7	1-5	4-4	0	0	0	4	7	1	2	0	21	
00	EJEH, Emmanuel	g	4-6	0-0	0-0	4	4	8	0	8	0	0	1	13	
12	HUNT, Lorenzo	g	0-0	0-0	3-5	0	2	2	0	3	0	0	1	15	
15	GREEN, Michael	g	1-4	0-3	0-0	0	0	0	0	2	0	1	0	10	
20	LUCIEN, Fritz	g	0-0	0-0	0-0	0	0	0	0	0	0	0	0	1	
23	ALLEN, Lacurtis	g	0-1	0-0	0-0	0	0	0	0	0	0	0	0	3	
24	HOLLOWAY, Gregory	g	0-1	0-0	0-0	1	0	1	1	0	0	0	0	1	
32	ALLISON, Kaleb	g	0-0	0-0	0-0	1	0	1	0	0	0	0	0	3	
Team						3	0	3							
Totals			18-58	2-15	19-34	18	26	44	9	57	8	14	3	6	200
FG % 1st Half: 9-28 32.1% 2nd half: 9-30 30.0% Game: 18-58 31.0%															
3FG % 1st Half: 1-9 11.1% 2nd half: 1-6 16.7% Game: 2-15 13.3%															
FT % 1st Half: 6-15 40.0% 2nd half: 13-19 68.4% Game: 19-34 55.9%															
Rebounds 6 Deadball 6															

Officials: Andre Crawford (R); Chris Ford (U1), Clyde Owens (U2)
Technical fouls: Southeast Missouri State-None, Mississippi Valley State-TEAM.
Attendance: 978

Score by periods	1st	2nd	Total
Southeast Missouri State	33	44	77
Mississippi Valley State	25	32	57

Points	In	Off	2nd	Fast	Bench
SEMO	28	17	12	4	27
VALLEY	22	12	13	4	22

GAME 10

SOUTHERN ILLINOIS 83, SOUTHEAST MISSOURI 73

December 8, 2018 • Show Me Center • Cape Girardeau, Mo.

Southern Illinois 83 • 7-3

#	Player		Total		3-Ptr		Rebounds		PF	TP	A	To	Bk	Stl	Min	
			FG-FGA	FG-FGA	FT-FTA	Off Def Tot										
33	Pippen,Kavion	c	9-11	0-0	0-0	3	3	6	2	18	2	0	1	0	25	
03	Bartley,Marcus	g	2-3	1-2	3-4	0	7	7	4	8	5	2	1	0	31	
04	McGill,Eric	g	2-7	0-2	2-2	2	6	8	2	6	4	2	0	0	29	
10	Cook,Aaron	g	5-10	5-7	8-8	2	1	3	2	23	4	4	0	0	35	
13	Lloyd,Sean	g	9-15	3-6	4-6	0	4	4	1	25	2	0	1	1	34	
05	Beane,Darius	g	0-2	0-2	1-2	1	4	5	1	1	2	1	0	1	23	
24	Stradnieks,Rudy	g	0-0	0-0	0-0	0	0	0	0	2	0	1	0	0	2	
25	Gooch,Brendon	g	0-3	0-2	0-0	0	1	1	0	0	0	0	0	0	6	
40	Boi,Thik	g	1-3	0-0	0-0	0	0	0	3	2	1	1	2	0	15	
Team						1	2	3								
Totals			28-54	9-21	18-22	9	28	37	17	83	21	10	5	4	200	
FG % 1st Half: 14-32			43.8%	2nd half: 14-22			63.6%	Game: 28-54			51.9%	Deadball				
3FG % 1st Half: 5-15			33.3%	2nd half: 4-6			66.7%	Game: 9-21			42.9%	Rebounds				
FT % 1st Half: 2-2			100.0	2nd half: 16-20			80.0%	Game: 18-22			81.8%	Rebounds				

Southeast Missouri 73 • 5-5

#	Player		Total		3-Ptr		Rebounds		PF	TP	A	TO	Bk	Stl	Min	
			FG-FGA	FG-FGA	FT-FTA	Off Def Tot	PF	TP								
13	GABLE, Isaiah	f	3-6	2-5	0-0	0	4	4	1	8	2	1	2	1	25	
23	TOLBERT, Sage	f	2-5	0-0	1-3	0	3	3	4	5	1	3	0	0	20	
05	DALTON, Jonathan	g	3-4	2-3	0-0	0	0	0	2	8	4	1	0	2	31	
11	RUSSELL, Nygal	g	1-6	0-3	0-0	0	2	2	0	2	1	1	0	0	17	
25	BREWER, Ledarius	g	6-15	2-9	3-4	1	2	3	5	17	1	1	0	2	31	
00	CALDWELL, Alex	g	3-5	3-5	1-2	4	4	3	9	2	3	0	0	0	15	
01	CUFFEE, Khalil	g	0-0	0-0	0-0	0	0	0	0	0	0	0	0	0	1	
03	HOGAN, Skyler	g	5-12	3-7	1-1	0	4	4	1	14	1	0	0	0	25	
15	LEWIS, Donnie	g	0-0	0-0	0-0	0	0	0	0	0	0	0	0	0	1	
30	MCGLOTHAN, Gabe	g	3-6	1-3	0-1	1	1	2	3	7	0	0	0	0	17	
42	LAROS, Mark	g	1-1	1-1	0-0	1	4	5	1	3	2	1	0	0	17	
Team						1	0	1								
Totals			27-60	14-36	5-10	9	19	28	20	73	14	11	2	5	200	
FG % 1st Half: 13-28			46.4%	2nd half: 14-32			43.8%	Game: 27-60			45.0%	Deadball				
3FG % 1st Half: 5-15			33.3%	2nd half: 9-22			40.9%	Game: 14-36			38.9%	Rebounds				
FT % 1st Half: 2-6			33.3%	2nd half: 3-4			75.0%	Game: 5-10			50.0%	1				

Officials: Greg Rennegarbe, Scott Johnson, Ford Branch, Jr.
Technical fouls: Southern Illinois-McGill,Eric, Southeast Missouri-None.
Attendance: 3432

Score by periods	1st	2nd	Total
Southern Illinois	35	48	83
Southeast Missouri	33	40	73

Points	In	Off	2nd	Fast	Bench
SU	32	14	13	0	3
SEMO	16	14	9	2	33

GAME 11

THE CITADEL 86, SOUTHEAST MISSOURI 74

December 15, 2018 • McAlister Field House • Charleston, S.C.

Southeast Missouri 74 • 5-6

#	Player	Total		3-Ptr		Rebounds		PF	TP	A	To	Bk	Stl	Min	
		FG-FGA	FG-FGM	FT-FTA	Off	Def	Tot								
13	GABLE, Isaiah	f	1-6	0-4	0-0	2	3	5	2	2	1	3	0	23	
23	TOLBERT, Sage	f	1-4	0-0	0-2	1	6	7	1	2	1	1	0	16	
03	HOGAN, Skyler	g	2-9	2-7	2-2	0	3	3	2	8	2	0	0	26	
05	DALTON, Jonathan	g	1-3	1-2	0-0	0	4	4	3	3	4	0	0	18	
25	BREWER, Ledarius	g	9-17	5-10	1-2	1	2	3	1	24	2	4	2	32	
00	CALDWELL, Alex	g	6-10	2-6	0-2	0	1	1	3	14	3	1	0	24	
11	RUSSELL, Nygal	g	3-6	2-3	0-1	2	3	5	0	8	2	0	0	18	
15	LEWIS, Donnie	g	0-1	0-1	0-0	0	0	0	0	0	1	1	0	8	
30	MCGLOTHAN, Gabe	g	3-6	0-1	0-0	2	4	6	3	6	0	0	2	16	
42	LAROS, Mark	g	3-4	0-0	1-2	0	5	5	3	7	1	0	2	19	
Team						0	3	3							
Totals			29-66	12-34	4-11	8	34	42	19	74	16	15	6	3	200
FG % 1st Half: 14-36 38.9% 2nd half: 15-30 50.0% Game: 29-66 43.9% Deadball															
3FG % 1st Half: 5-15 33.3% 2nd half: 7-19 36.8% Game: 12-34 35.3% Rebounds															
FT % 1st Half: 2-3 66.7% 2nd half: 2-8 25.0% Game: 4-11 36.4% 2															

YOUR REDHAWKS

2018-19 BASKETBALL NOTES

GAME 13

ABILENE CHRISTIAN 70, SOUTHEAST MISSOURI 68

December 21, 2018 • Show Me Center • Cape Girardeau, Mo.

Abilene Christian 70 • 10-2

#	Player	Total		3-Ptr		Rebounds		PF	TP	A	TO	Blk	Stl	Min
		FG	F-GA	FG	F-GA	Off	Def							
01	Lewis, Jaren	r	7-10	0-1	5-6	1	4	5	3	19	4	3	0	2
21	Friday, Jalone	c	6-17	1-5	4-6	1	4	5	3	17	1	1	5	1
00	Franklin, Jaylen	g	4-5	0-0	4-7	0	3	3	1	12	2	3	0	1
05	Ricks, Payten	g	4-10	2-5	5-5	0	3	3	2	15	2	2	0	4
14	Lenox, Trey	g	1-2	1-1	0-0	0	1	1	0	3	0	0	0	10
04	Daniels, Damien	g	0-2	0-2	0-0	1	1	2	1	0	2	1	0	0
13	Maxwell, B.J.	g	1-3	0-1	2-2	2	5	7	3	4	0	1	0	1
15	Farquhar, Hayden	g	0-0	0-0	0-2	0	0	0	0	0	0	0	0	0
32	Pleasant, Joe	g	0-1	0-0	0-0	0	1	1	2	0	0	1	0	0
34	Kohl, Kolton	g	0-0	0-0	0-0	0	0	0	0	0	0	0	0	0
42	Gayman, Clay	g	0-0	0-0	0-0	0	1	1	1	0	1	2	0	0
	Team					0	1	1						
	Totals		23-50	4-15	20-28	5	24	29	16	70	12	14	5	9

FG % 1st Half: 12-25 48.0% 2nd half: 11-25 44.0% Game: 23-50 46.0%
 3FG % 1st Half: 1-8 12.5% 2nd half: 3-7 42.9% Game: 4-15 26.7%
 FT % 1st Half: 5-8 62.5% 2nd half: 15-20 75.0% Game: 20-28 71.4%

Southeast Missouri 68 • 5-8

#	Player	Total		3-Ptr		Rebounds		PF	TP	A	TO	Blk	Stl	Min
		FG	F-GA	FG	F-GA	Off	Def							
13	GABLE, Isaiah	r	2-3	1-2	2-2	0	1	1	4	7	2	5	0	0
23	TOLBERT, Sage	r	2-5	0-0	1-2	0	4	4	5	0	3	1	1	22
03	HOGAN, Skyler	g	5-11	4-8	0-0	0	1	1	0	14	1	2	0	1
05	DALTON, Jonathan	g	4-7	1-3	4-5	0	3	3	2	13	7	1	0	0
25	BREWER, Ledarius	g	6-11	3-6	0-0	0	3	3	2	15	1	5	0	1
01	CUFFEE, Khalil	g	0-1	0-1	0-0	0	1	1	0	0	0	0	0	0
04	KAO, Oscar	g	2-4	2-3	2-2	0	3	3	2	8	0	0	0	0
11	RUSSELL, Nygal	g	0-0	0-0	0-0	0	1	1	3	0	1	2	0	0
15	LEWIS, Donnie	g	0-0	0-0	0-0	0	1	1	3	0	1	2	0	0
30	MCGLOTHAN, Gabe	g	0-2	0-0	0-2	1	4	5	4	0	1	1	1	0
42	LAROS, Mark	g	3-5	0-1	0-0	0	3	3	2	6	0	2	1	0
	Team					3	1	4						
	Totals		24-49	11-24	9-13	4	26	30	27	68	14	23	3	4

FG % 1st Half: 12-22 54.5% 2nd half: 12-27 44.4% Game: 24-49 49.0%
 3FG % 1st Half: 5-12 41.7% 2nd half: 6-12 50.0% Game: 11-24 45.8%
 FT % 1st Half: 2-2 100.0 2nd half: 7-11 63.6% Game: 9-13 69.2%

Officials: Tim Fitzgerald, Alex Manuel, Chris Koopman
 Technical fouls: Abilene Christian-None. Southeast Missouri-None.
 Attendance: 672

Score by periods	1st	2nd	Total
Abilene Christian	30	40	70
Southeast Missouri	31	37	68

In	Off	2nd	Fast	Bench
Points	Paint	T/O	Chance	Break
ACU	28	19	4	0
SEMO	22	18	1	0

GAME 14

SIU EDWARDSVILLE 94, SOUTHEAST MISSOURI 88

January 3, 2019 • Vadalabene Center • Edwardsville, Ill.

Southeast Mo. St. 88 • 5-9, 0-1 OVC

#	Player	Total		3-Ptr		Rebounds		PF	TP	A	TO	Blk	Stl	Min
		FG	F-GA	FG	F-GA	Off	Def							
13	Isaiah Gable	r	5-11	3-7	4-4	1	5	6	2	17	0	1	0	1
23	Sage Tolbert	r	1-4	0-0	1-2	2	3	5	2	3	0	3	1	1
03	Skyler Hogan	g	7-14	4-7	0-0	0	2	2	2	18	1	2	0	1
05	Jonathan Dalton	g	2-6	1-3	5-5	1	2	3	1	10	8	0	0	0
11	Nygal Russell	g	4-6	3-5	0-0	2	2	4	4	11	2	1	1	0
00	Alex Caldwell	g	1-3	0-1	2-2	0	1	1	2	4	1	0	0	0
04	Oscar Kao	g	2-2	1-1	0-0	0	0	0	0	5	0	0	0	0
15	Donnie Lewis	g	1-1	0-0	0-1	0	0	0	0	2	4	0	0	0
30	Gabe McGlothlan	g	2-5	0-1	0-0	3	1	4	3	4	1	4	0	1
42	Mark Laros	g	5-6	1-1	3-4	1	1	2	3	14	0	3	0	0
	Team					0	0	0						
	Totals		30-58	13-26	15-18	10	17	27	19	88	20	15	2	5

FG % 1st Half: 12-29 41.4% 2nd half: 18-29 62.1% Game: 30-58 51.7%
 3FG % 1st Half: 5-11 45.5% 2nd half: 8-15 53.3% Game: 13-26 50.0%
 FT % 1st Half: 1-2 50.0% 2nd half: 14-16 87.5% Game: 15-18 83.3%

SIUE 94 • 5-8, 1-0 OVC

#	Player	Total		3-Ptr		Rebounds		PF	TP	A	TO	Blk	Stl	Min
		FG	F-GA	FG	F-GA	Off	Def							
33	Anselm Uzegbunem	r	1-2	0-0	0-0	0	3	3	2	0	2	1	0	0
32	Brandon Jackson	r	7-10	2-2	1-2	3	5	8	0	17	1	2	0	0
05	Tyrese Williford	g	2-10	0-3	3-4	1	2	3	4	7	6	2	0	0
15	David McFarland	g	7-12	3-7	5-5	0	2	2	1	22	4	0	1	0
24	Cameron Williams	g	10-12	4-6	3-3	0	1	1	1	27	1	1	0	0
00	Trevaon Martin	g	3-3	0-0	0-0	1	2	3	2	6	1	1	0	0
01	D.J. Jackson	g	0-1	0-0	0-0	0	1	1	1	0	0	0	0	0
03	Daniel Kinchen	g	0-3	0-2	0-0	0	1	1	2	0	2	0	0	0
13	Christian Ellis	g	5-7	1-2	2-2	4	1	5	2	13	4	4	0	1
	Team					1	0	1						
	Totals		35-60	10-22	14-16	10	18	28	16	94	19	13	2	4

FG % 1st Half: 18-32 56.3% 2nd half: 17-28 60.7% Game: 35-60 58.3%
 3FG % 1st Half: 5-11 45.5% 2nd half: 5-11 45.5% Game: 10-22 45.5%
 FT % 1st Half: 4-5 80.0% 2nd half: 10-11 90.9% Game: 14-16 87.5%

Officials: Kyle Bottoms, Tommy Short, Kevin Driver
 Technical fouls: Southeast Mo. St.-None. SIUE-None.
 Attendance: 1046
 2018-19 Men's Basketball. Round: 0. SIUE vs Southeast Mo. St.. Played at .

Score by periods	1st	2nd	Total
Southeast Mo. St.	30	58	88
SIUE	45	49	94

In	Off	2nd	Fast	Bench
Points	Paint	T/O	Chance	Break
SIUE	26	16	15	6
SEMO	36	17	10	11

GAME 15

SOUTHEAST MISSOURI 74, UT MARTIN 69 OT

January 5, 2019 • Show Me Center • Cape Girardeau, Mo.

UT Martin 69 • 5-8, 0-2 OVC

#	Player	Total		3-Ptr		Rebounds		PF	TP	A	TO	Blk	Stl	Min
		FG	F-GA	FG	F-GA	Off	Def							
22	DOVE, Quintin	r	5-11	0-1	0-0	1	2	3	5	10	0	2	0	1
30	GILL, Jaiel	c	1-4	0-0	2-3	1	2	3	2	4	0	0	0	0
03	LITTLE, Kevin	g	3-11	2-8	1-2	0	4	4	3	9	1	4	0	3
04	HEWITT, Parrish	g	0-0	0-0	0-0	0	0	0	0	0	0	0	0	0
11	BOGAN, Delfinco	g	2-11	2-7	2-2	2	2	4	2	8	0	1	1	1
00	PARKS, Preston	g	4-10	2-7	2-2	2	4	6	3	12	1	6	0	1
05	HAWTHORNE, JR., Dere	g	3-9	1-6	0-2	2	3	5	1	7	1	0	1	1
12	LEWIS, Fatodd	g	6-15	1-6	6-8	4	5	9	2	19	2	2	2	0
35	SANOE, Minfeke	g	0-1	0-0	0-0	0	0	0	1	0	0	1	0	0
	Team					2	8	10						
	Totals		24-72	8-35	13-19	14	30	44	19	69	4	18	4	7

FG % 1st Half: 13-35 37.1% 2nd half: 7-26 26.9% OT: 4-11 36.4% Game: 24-72 33.3%
 3FG % 1st Half: 5-19 26.3% 2nd half: 1-9 11.1% OT: 2-7 28.6% Game: 8-35 22.9%
 FT % 1st Half: 2-2 100.0 2nd half: 10-15 66.7% OT: 1-2 50.0% Game: 13-19 68.4%

Southeast Missouri 74 • 6-9, 1-1 OVC

#	Player	Total		3-Ptr		Rebounds				PF	TP	A	TO	Blk	Stl	Min
		FG	FGA	FG	FGA	FT	FTA	Off	Def							
13	GABLE, Isaiah	f	11-17	4-9	2-4	2	5	7	3	28	0	3	0	0	0	20
23	TOLBERT, Sage	f	3-4	0-0	1-2	2	5	7	5	7	0	3	1	1	1	43
03	HOGAN, Skyler	g	4-14	3-11	0-0	0	7	7	2	11	3	3	0	2	30	
05	DALTON, Jonathan	g	2-6	0-1	4-5	0	2	2	0	8	5	2	0	2	39	
11	RUSSELL, Nygal	g	0-5	0-3	0-2	0	4	4	1	0	5	5	0	1	18	
00	CALDWELL, Alex	g	5-8	3-4	4-5	1	4	5	2	17	1	5	0	1	39	
15	LEWIS, Donnie	g	0-0	0-0	0-0	0	0	0	0	0	0	1	0	0	0	
30	MCGLOTHAN, Gabe	g	1-4	0-1	1-1	1	2	3	4	3	0	1	0	0	10	
42	LAROS, Mark	g	0-2	0-0	0-0	0	2	2	0	0	1	0	0	0	17	
	Team					3	5	8								
	Totals		26-60	10-29	12-19	9	36	45	19	74	14	24	1	7	225	

YOUR REDHAWKS

2018-19 BASKETBALL NOTES

GAME 17

MURRAY STATE 85, SOUTHEAST MISSOURI 67

January 12, 2019 • Show Me Center • Cape Girardeau, Mo.

Murray State 85 • 13-2, 4-0 OVC

#	Player	Total	3-Ptr	Rebounds	PF	TP	A	TO	Bk	Stl	Min			
		FG-FGA	FG-FGA	FT-FTA	Off	Def	Total							
04	Sanclious,Brion	f	1-2	0-0	2-2	3	0	3	1	4	1	0	0	20
23	Williams,KJ	f	4-6	0-0	1-3	4	6	10	3	9	3	0	0	23
00	Brown,Tevin	g	3-12	2-9	0-0	1	1	2	1	8	2	0	0	30
11	Buchanan,Shaq	g	5-8	2-4	1-2	0	6	6	2	13	1	0	0	23
12	Moran,Ja	g	6-11	2-2	5-6	1	2	3	1	17	14	6	1	37
00	Davis,Mike	g	3-4	2-3	0-0	0	4	4	2	8	0	0	0	16
13	Gilmore,Devin	g	0-0	0-0	0-0	0	2	2	0	0	0	0	0	3
14	Eaves,Jaiveon	g	3-6	1-4	0-0	0	0	0	1	7	0	1	0	7
22	Whitley,Brion	g	2-4	2-4	1-2	0	1	1	1	7	0	0	0	13
25	Johnson,Jalen	g	0-1	0-1	0-0	0	0	0	0	0	0	0	0	3
32	Cowart,Darnell	g	6-9	0-0	0-0	1	2	3	2	12	0	0	0	18
	Team					4	3	7						
	Totals		33-63	9-27	10-15	14	27	41	14	85	21	7	1	200

FG % 1st Half: 19-32 59.4% 2nd half: 14-31 45.2% Game: 33-63 52.4%
 3FG % 1st Half: 5-13 38.5% 2nd half: 4-14 28.6% Game: 9-27 33.3%
 FT % 1st Half: 3-4 75.0% 2nd half: 7-11 63.6% Game: 10-15 66.7%

Southeast Missouri 67 • 6-11, 1-3 OVC

#	Player		Total		3-Ptr		Rebounds		PF	TP	A	TO	Bk	Stl	Min
			FG-FGA	FG-FGA	FT-FTA	Off	Def	Total							
13	GABLE, Isaiah	f	3-5	3-4	2-3	1	2	3	2	11	0	2	0	0	28
23	TOLBERT, Sage	f	2-4	0-0	0-0	1	2	3	4	0	0	0	0	0	10
00	CALDWELL, Alex	g	1-5	1-4	2-2	0	1	1	1	5	1	1	0	1	24
03	HOGAN, Skyler	g	3-8	0-4	0-0	1	2	3	1	6	0	3	0	0	21
05	DALTON, Jonathan	g	2-3	0-0	0-0	0	0	0	4	3	1	0	0	0	11
01	CUFFEE, Khalil		1-2	1-2	0-0	0	0	0	1	3	0	1	0	0	4
04	KAO, Oscar		0-1	0-1	0-0	0	3	3	0	0	0	0	0	1	7
11	RUSSELL, Nygal		2-8	1-2	3-4	0	0	0	3	8	1	1	1	0	19
15	LEWIS, Donnie		0-0	0-0	0-0	0	1	1	0	0	3	0	0	0	15
25	BREWER, Ledarrus		5-10	0-2	3-3	0	1	1	3	13	1	0	0	0	23
30	MCGLOTHAN, Gabe		2-5	0-1	0-0	1	2	3	2	4	0	0	0	1	20
42	LAROS, Mark		3-4	1-2	2-4	1	1	2	1	9	0	0	0	0	18
	Team					2	3	5							
	Totals		24-55	7-22	12-16	7	18	25	17	67	9	9	2	6	200

FG % 1st Half: 14-29 48.3% 2nd half: 10-26 38.5% Game: 24-55 43.6%
 3FG % 1st Half: 5-14 35.7% 2nd half: 2-8 25.0% Game: 7-22 31.8%
 FT % 1st Half: 5-7 71.4% 2nd half: 7-9 77.8% Game: 12-16 75.0%

Officials: Gene Grimshaw, John Boylan, Dillon Brasher
 Technical fouls: Murray State-None. Southeast Missouri-None.
 Attendance: 3143

Score by periods	1st	2nd	Total
Murray State	46	39	85
Southeast Missouri	38	29	67

Points	In	Off	2nd	Fast	Bench
SEM	Paint	T/O	Chance	Break	
MUR	36	13	19	6	34
SEMO	20	11	5	2	37

GAME 18

MOREHEAD STATE 73, SOUTHEAST MISSOURI 69

January 17, 2019 • Johnson Arena • Morehead, Ky.

Southeast Missouri 69 • 6-12/1-4 OVC

#	Player		Total			3-Ptr			Rebounds			PF	TP	A	TO	Bk	Stl	Min
			FG-FGA	FG-FGA	FT-FTA	Off	Def	Total										
13	GABLE, Isaiah	f	8-14	4-9	0-0	0	3	3	3	20	0	0	0	1	25	0	0	1
23	TOLBERT, Sage	f	1-4	0-0	2-4	4	4	8	5	4	0	4	2	0	16	0	0	1
00	CALDWELL, Alex	g	0-2	0-1	0-0	0	1	1	4	0	0	0	0	9	0	0	0	
03	HOGAN, Skyler	g	6-9	0-2	2-2	0	3	3	1	14	3	0	0	32	0	0	0	
25	BREWER, Ledarrus	g	4-12	0-2	0-0	3	1	4	2	8	3	4	1	30	0	0	0	
05	DALTON, Jonathan	g	3-6	0-0	0-0	0	3	3	4	6	1	1	0	21	0	0	0	
11	RUSSELL, Nygal	g	1-4	0-0	1-2	1	1	2	3	0	0	0	0	9	0	0	0	
15	LEWIS, Donnie	g	0-1	0-0	0-0	1	0	1	1	0	3	1	0	19	0	0	0	
30	MCGLOTHAN, Gabe	g	1-3	0-0	0-0	1	4	5	3	2	2	0	0	19	0	0	0	
42	LAROS, Mark	g	5-8	2-4	0-0	3	3	6	2	12	1	1	1	16	0	0	0	
	Team					2	0	2										
	Totals		29-63	6-18	5-9	15	23	38	27	69	13	11	4	200	0	0	0	

FG % 1st Half: 12-31 38.7% 2nd half: 17-32 53.1% Game: 29-63 46.0%
 3FG % 1st Half: 3-10 30.0% 2nd half: 3-8 37.5% Game: 6-18 33.3%
 FT % 1st Half: 1-4 25.0% 2nd half: 4-5 80.0% Game: 5-9 55.6%

Morehead State 73 • 6-12/2-3 OVC

#	Player		Total		3-Ptr		Rebounds		PF	TP	A	TO	Bk	Stl	Min
			FG	FGA	FG	FGA	FT	FTA							
03	BAKER, James	f	4-9	2-5	1-2	1	3	4	2	11	1	1	3	0	33
13	HARRIS, Lamontay	f	7-11	3-3	2-2	3	3	6	5	19	2	0	3	0	28
00	HICKS, A.J.	g	3-7	0-3	3-4	0	1	1	1	9	11	4	1	1	35
01	COOPER, De'von	g	5-9	3-6	3-4	1	4	5	1	16	1	1	2	1	35
02	WALKER, Jordan	g	2-8	2-3	4-5	0	5	5	3	10	2	2	0	0	35
12	GREEN, Malek	g	1-2	0-0	0-0	0	2	2	0	2	0	0	0	0	10
23	RIDDLE, Malik	g	0-0	0-0	0-0	0	1	1	0	0	1	1	0	0	3
32	HENSON, Djimon	g	1-4	1-3	1-2	0	0	0	1	4	1	0	0	0	15
34	WILSON, Ja'cori	g	1-3	0-2	0-0	1	1	2	0	2	0	1	0	0	7
	Team						2	0	2						
	Totals		24-53	11-25	14-19	8	20	28	13	73	19	10	9	3	200

FG % 1st Half: 12-28 42.9% 2nd half: 12-25 48.0% Game: 24-53 45.3%
 3FG % 1st Half: 4-10 40.0% 2nd half: 7-15 46.7% Game: 11-25 44.0%
 FT % 1st Half: 2-2 100.0 2nd half: 12-17 70.6% Game: 14-19 73.7%

Officials: Jason Baker, Davis Maxwell, Jon Campbell
 Technical fouls: Southeast Missouri-MCGLOTHAN, Gabe; GABLE, Isaiah. Morehead State-HARRIS, Lamontay 2.
 Attendance: 2024
 MSU #13 Harris ejected at 2:46 2nd half for two technical fouls.

Score by periods	1st	2nd	Total
Southeast Missouri	28	41	69
Morehead State	30	43	73

Points	In	Off	2nd	Fast	Bench
SEM	Paint	T/O	Chance	Break	
SEMO	36	5	14	0	23
MORM	22	13	5	0	28

GAME 19

EASTERN KENTUCKY 85, SOUTHEAST MISSOURI 83

January 19, 2019 • McBrayer Arena • Richmond, Ky.

Southeast Missouri 83 • 6-13 (1-5 OVC)

#	Player	Total			3-Ptr		Rebounds					PF	TP	A	TO	Bk	Stl	Min
		FG	FGA	FG-FGA	FT	FTA	Off	Def	Total									
13	GABLE, Isaiah	f	2-3	2-3	0-0	0	2	4	6	2	2	0	1	28				
23	TOLBERT, Sage	f	2-6	0-0	0-0	1	3	4	5	4	0	1	0	17				
00	CALDWELL, Alex	g	4-8	1-3	1-1	0	1	1	10	2	1	0	27					
03	HOGAN, Skyler	g	5-8	0-2	10-13	1	4	5	1	20	0	0	1	27				
25	BREWER, Ledarrus	g	4-11	3-7	3-4	0	1	1	14	1	4	1	2	24				
01	CUFFEE, Khalil	g	0-0	0-0	0-0	0	0	0	0	0	0	0	1	1				
05	DALTON, Jonathan	g	0-2	0-0	8-9	0	3	3	2	8	2	2	0	24				
11	RUSSELL, Nygal	g	2-3	1-1	0-0	0	2	2	5	5	1	0	11					
15	LEWIS, Donnie	g	0-1	0-1	0-0	0	0	0	1	0	0	0	7					
30	MCGLOTHAN, Gabe	g	3-5	1-2	1-2	2	4	6	4	8	0	0	0	15				
42	LAROS, Mark	g	4-10	0-1	0-0	0	3	3	8	0	0	0	1	19				
	Team					0	1	1										
	Totals		26-57	8-20	23-29	4	24	28	24	83	12	12	1	9	200			

FG % 1st Half: 11-28 39.3% 2nd half: 15-29 51.7% Game: 26-57 45.6%
 3FG % 1st Half: 4-8 50.0% 2nd half: 4-12 33.3% Game: 8-20 40.0%
 FT % 1st Half: 6-6 100.0 2nd half: 17-23 73.9% Game: 23-29 79.3%

Eastern Kentucky 85 • 9-10 (2-4 OVC)

#	Player	FG-TOTAL			3-Ptr			Rebounds			PF	TP	A	TO	Blk	Stl	Min
		FG	FGA	FG-FGA	FG	FGA	FG-FTA	Off	Def	Total							
10	MAYO, Nick	f	7-16	2-5	8-10	0	8	8	5	24	4	2	1	1	37		
12	KING, Tre	f	2-4	1-1	5-6	1	3	4	2	10	3	2	0	1	23		
00	WEAVER, Dujuana	g	1-4	0-3	0-0	0	1	1	0	2	1	0	0	0	19		
14	KING, Houston	g	3-5	2-4	0-0	1	2	3	2	8	2	1	0	0	22		
22	ROBINSON, Kelvin	g	2-2	0-0	2-4	1	1	2	3	6	2	0	0	0	17		
01	HOBBBS, JacQuess	g	3-5	0-1	1-2	0	3	3	1	7	2	1	0	0	18		
11	BROWN, Jomar	g	5-11	3-5	4-5	2	5	7	2	17	1	4	0	2	19		
21	ANDERSON, Lachlan	g	3-5	0-1	1-2	2	5	7	1	7	1	4	0	0	20		
23	CARMICAL, Cameron	g	1-2	1-2	1-4	0	1	1	5	4	3	1	0	0	25		
	Team					0	0	0									
	Totals		27-54	9-22	22-33	7	29	36	21	85	19	15	1	6	200		

FG % 1st Half: 14-29 48.3% 2nd half: 13-25 52.0% Game: 27-54 50.0%
 3FG % 1st Half: 6-15 40.0% 2nd half: 3-7 42.9% Game: 9-22 40.9%
 FT % 1st Half: 7-10 70.0% 2nd half: 15-23 65.2% Game: 22-33 66.7%

Officials: Kevin Driver, Darnell Spann, James Gibson
 Technical fouls: Southeast Missouri-None. Eastern Kentucky-None.
 Attendance: 1860

Score by periods	1st	2nd	Total
Southeast Missouri	32	51	83
Eastern Kentucky	41	44	85

	In	Off	2nd	Fast	
Points	Paint	T/O	Chance	Break	Bench
SEMO	32	19	2	5	29
EKU	36	20	5	4	35