

YOUR REDHAWKS

2018-19 SOUTHEAST MISSOURI BASKETBALL

GAME
19



SOUTHEAST MISSOURI (6-12, 1-4) AT EASTERN KENTUCKY (8-10, 1-4)

Date Saturday, January 19, 2019
Tip-Off 6 p.m., CT
Location Richmond, Ky.
Arena McBrayer Arena (6,500)
Series History EKU leads, 31-19
Last Meeting EKU 91, SEMO 88
(Feb. 22, 2018 / Richmond, Ky.)

Head Coaches Rick Ray (77-131 overall;
40-71 at SEMO; 20-35 OVC). A.W. Hamilton
(8-10 overall; 8-10 at EKU; 1-4 OVC).

Strategic Communications
Jeff Honza
Assistant Director of Athletics
Phone: (573) 651-2933
Email: redhawk1@me.com

Gameday Coverage

Radio Real Rock 99.3 FM & ESPN 1220 AM
(Erik Sean)
Video ESPN+
Live Stats EKUSports.com
Twitter @SEMOMBB

GOSOUTHEAST.COM

#LETSSOAR

2018-19 SCHEDULE/RESULTS

November (4-3)

6	at Saint Louis	ESPN+	L, 65-75
10	at Bradley	ESPN3	L, 57-68
12	Quincy	ESPN+	W, 102-66
16	vs. Jacksonville !		W, 77-71
17	vs. UT Chattanooga !		W, 63-42
19	at South Alabama	ESPN+	L, 58-79
27	Missouri S&T	ESPN+	W, 72-69

December (1-5)

1	Western Illinois	ESPN+	L, 63-70
4	at Mississippi Valley State		W, 77-57
8	Southern Illinois	ESPN+	L, 73-83
15	at The Citadel	ESPN+	L, 74-86
17	at #10 Florida State	ACC NETWORK EXTRA	L, 68-85
21	Abilene Christian	ESPN+	L, 68-70

January (1-4, 1-4 OVC)

3	at SIU Edwardsville*	ESPN+	L, 88-94
5	UT Martin*	ESPN+	W, 74-69 OT
10	Austin Peay*	ESPN+	L, 60-78
12	Murray State*	ESPN+	L, 67-85
17	at Morehead State*	ESPN+	L, 69-73
19	at Eastern Kentucky*	ESPN+	6 p.m.
24	SIU Edwardsville*	ESPN+	7:45 p.m.
26	Eastern Illinois*	ESPN+	4:30 p.m.
31	at Belmont*	ESPN+	7 p.m.

February (0-0, 0-0 OVC)

2	at Tennessee State*	ESPN+	7:30 p.m.
7	Tennessee Tech*	ESPN+	7:45 p.m.
9	Jacksonville State*	ESPN+	4:30 p.m.
14	at UT Martin*	ESPN+	7:30 p.m.
16	at Eastern Illinois*	ESPN+	3:15 p.m.
21	at Austin Peay*	ESPN+	8 p.m.
23	at Murray State*	ESPN+	7 p.m.
28	Tennessee State*	ESPN+	7:45 p.m.

March (0-0, 0-0 OVC)

2	Belmont*	ESPN+	7 p.m.
6-9	OVC Tournament		Evansville, Ind.

All games are broadcast live on the radio at Real Rock 99.3 FM and ESPN 1220 AM. All times are Central and subject to change; * - Denotes Ohio Valley Conference Game; ! - South Alabama Tournament, Mobile, Ala.

Redhawks Travel to Eastern Kentucky

Southeast Missouri (6-12, 1-4) closes out its road swing with a visit to Eastern Kentucky (8-10, 1-4) Saturday. Tip-off is set for 6 p.m., CT, at McBrayer Arena.

Follow the Redhawks

Fans can listen to Saturday's game live on the radio at Real Rock 99.3 FM and ESPN 1220 AM. Erik Sean will call the action. Watch live on ESPN+. Live stats can be accessed at EKUSports.com. Twitter updates provided @SEMOMBB.

On the Road

Southeast Missouri plays its 11th game outside of Cape Girardeau this season when it faces Eastern Kentucky Saturday. The Redhawks are 1-7 in true road games and 2-0 at neutral sites. SEMO is looking to snap a four-game losing skid on the road.

Series History

Saturday marks the 51st meeting between Southeast Missouri and Eastern Kentucky. EKU leads the all-time series by a count of 31-19. The Colonels have won eight of the last nine matchups in the series. SEMO last beat EKU, 81-48, in Cape Girardeau on Dec. 31, 2016. The Redhawks have fallen to the Colonels in eight-straight trips to Richmond. SEMO last won there on Jan. 2, 2007 (88-74).

Where They Stand

Southeast Missouri and Eastern Kentucky are tied for ninth in the Ohio Valley Conference standings with 1-4 league marks. Murray State (5-0), Austin Peay (5-0) and Jacksonville State

(5-0) remain unbeaten at the top of the standings. Belmont (3-2) and Eastern Illinois (3-2) follow, while Morehead State, Tennessee Tech and Tennessee State all sit at 2-3. SIUE is locked in a three-way tie for ninth with the Redhawks and Colonels, and UT Martin is last with a winless 0-5 mark.

Double-Digit Lead Disappears in Loss to Morehead State

Morehead State wiped out a 14-point second-half deficit to pull out a 74-69 win over Southeast Missouri Thursday night in Morehead, Kentucky. SEMO led 52-38 with a little over seven minutes when MSU mounted its comeback. The Eagles used a 14-0 run to take the lead and scored four of their final six points of the game at the free throw line to seal the victory. The loss was SEMO's third-straight and eighth in nine games.

Gable Goes for 20 Again

Forward Isaiah Gable scored double figures for the fourth time in five starts when he led Southeast Missouri with 20 points against Morehead State (Jan. 17). Gable made 8-of-14 field goals, 4-of-9 three-pointers and grabbed three rebounds in 29 minutes. It was the second time he scored 20 or more points in a game this season.

THIS IS SEMO

Southeast Missouri or SEMO is the preferred reference for Southeast Missouri State University athletic teams. Southeastern Missouri State is not an acceptable reference.



YOUR REDHAWKS

2018-19 BASKETBALL NOTES / EASTERN KENTUCKY GAME

Brewer Notches Double Figures

Ledarius Brewer came off the bench for the second time since returning from a hip injury against Murray State (Jan. 12). Brewer led Southeast Missouri with 13 points on 5-of-10 field goals and a perfect 3-of-3 free throws. He also had one assist and two steals. It was the 12th time Brewer scored double figures and seventh time he finished as SEMO's top scorer this season.

First OVC Start

Ledarius Brewer made his first Ohio Valley Conference start of the season against Morehead State (Jan. 17). Brewer scored eight points and had four rebounds in 30 minutes. He came off the bench against Austin Peay and Murray State, and missed the SIUE and UT Martin games with a hip injury.

Dalton Update

Point guard Jonathan Dalton injured his left wrist in the first half against Murray State (Jan. 12). Dalton did not start against Morehead State (Jan. 17), but came off the bench to score six points and pull down three rebounds in 21 minutes.

Rebounding Margin

Southeast Missouri posted its largest rebounding margin in Ohio Valley Conference play this season when it outrebounded Morehead State, 38-28 (+10), on Jan. 17. The Redhawks also tallied 15 offensive rebounds, their third-most in a game this year. It was the third time SEMO outrebounded an opponent by double-digits.

Foul Play

The Redhawks were charged with 27 fouls, 14 more than Morehead State in their latest loss on Jan. 17. Southeast Missouri was whistled for 27 or more fouls in a game for the fourth time this season. It was also the fourth time SEMO had 11 or more fouls than its opponent.

Tough Swing

The Redhawks faced Austin Peay (Jan. 10) and Murray State (Jan. 12) last week. APSU and MSU are tied for first in the Ohio Valley Conference standings along with Jacksonville

2018-19 SOUTHEAST MISSOURI REDHAWKS ROSTER

No.	Name	Pos.	Ht.	Wt.	Cl.	Yr.	Hometown (High School/College)
0	Alex Caldwell	G	6-0	170	Fr.	1st	Columbia, S.C. (Wilson)
1	Khalil Cuffee	G	6-4	210	Fr.	2nd	Fairburn, Ga. (Langston Hughes)
2	Jordan Love	G	6-5	165	Fr.	1st	Durham, N.C. (Voyager Academy)
3	Skyler Hogan	G	6-5	213	Jr.	4th	Melbourne, Fla. (Holy Trinity Episcopal/Embry-Riddle)
4	Oscar Kao	G	6-0	175	So.	2nd	Taipei, Taiwan (Songshan/Marshalltown CC)
5	Jonathan Dalton	G	5-10	155	Sr.	4th	New Orleans, La. (West Jefferson/Copiah-Lincoln CC)
11	Nygai Russell	G	6-4	195	Fr.	2nd	Houston, Texas (ASPIRE Academy, Louisville, Ky.)
13	Isaiah Gable	F	6-7	195	So.	2nd	Greenville, Ohio (Greenville)
14	Quatarrius Wilson#	F	6-8	200	Sr.	4th	Mobile, Ala. (Gardendale/McNeese State)
15	Donnie Lewis*	G	6-1	170	Sr.	4th	Lexington, Ky. (Paul Dunbar/Spalding University)
22	Jack Lake*	C	6-8	215	Sr.	5th	Jackson, Mo. (Saxony Lutheran/Fontbonne)
23	Sage Tolbert	F	6-8	200	Fr.	1st	Richmond, Texas (Combine Academy, Charlotte, N.C.)
25	Ledarius Brewer	G	6-5	200	So.	2nd	Meridian, Miss. (Meridian)
30	Gabe McGlothran	F	6-7	225	Fr.	1st	Gilbert, Ariz. (Putnam Science Academy, Conn.)
42	Mark Laros	C	6-10	223	Sr.	4th	Hengelo, Netherlands (Montessori College Twente/Mineral Area College)

* Walk-on

Will sit out the season due to NCAA Division I transfer regulations

Head Coach: Rick Ray, Fourth Year (Grand View College, 1994)

Associate Head Coach: Adam Gordon, Fourth Year (Tampa, 2006)

Assistant Coach: Nick Lagroone, Fourth Year (Southern Wesleyan, 2011)

Assistant Coach: Keith Pickens, First Year (Missouri State, 2013)

Director of Operations: Al Myers, First Year (Wichita State, 1992)

Graduate Assistant: Kevin Kozan, First Year (Henderson State, 2016)

Pronunciations

Khalil Cuffee kah-leel
 Oscar Kao cow
 Mark Laros lair-ohs
 Nygai Russell nye-juhl

Breakdown by Class

Seniors 4
 Juniors 2
 Sophomores 3
 Freshmen 6



2018-19 OHIO VALLEY CONFERENCE STANDINGS (AS OF JAN. 17)

	OVC					Overall				
	Record	Pct.	Home	Away	Streak	Record	Pct.	Home	Away	Neutral
Murray State	5-0	1.000	2-0	3-0	W5	14-2	0.875	9-0	5-2	0-0
Austin Peay	5-0	1.000	2-0	3-0	W5	13-5	0.722	5-0	5-4	3-1
Jacksonville State	5-0	1.000	3-0	2-0	W5	13-5	0.722	6-0	5-5	2-0
Belmont	3-2	0.600	3-2	0-1	L1	12-4	0.750	8-1	4-3	0-0
Eastern Illinois	3-2	0.600	2-1	1-1	L1	10-8	0.556	5-2	3-5	2-1
Morehead State	2-3	0.400	1-0	1-3	W2	6-12	0.333	4-2	1-9	1-1
Tennessee Tech	2-3	0.400	1-2	1-1	L2	6-12	0.333	5-4	1-8	0-0
Tennessee State	2-3	0.400	1-3	1-0	W1	5-12	0.294	3-5	2-7	0-0
Eastern Kentucky	1-4	0.200	1-0	0-4	W1	8-10	0.444	5-1	2-7	1-2
Southeast Missouri	1-4	0.200	1-2	0-2	L3	6-12	0.333	3-5	1-7	2-0
SIUE	1-4	0.200	1-1	0-3	L4	5-12	0.294	4-4	0-7	1-1
UT Martin	0-5	0.000	0-2	0-3	L5	5-11	0.313	5-2	0-9	0-0



YOUR REDHAWKS

2018-19 BASKETBALL NOTES / EASTERN KENTUCKY GAME

State. The Governors, Racers and Gamecocks are all 4-0 in league play. Southeast Missouri dropped both of its games by 18 points last week. It fell to APSU, 78-60, and dropped an 85-67 decision against MSU.

Redhawks Grab Lead

After going two-straight games without a lead, Skyler Hogan broke that drought with a layup to give Southeast Missouri a 26-25 edge with 2:16 left to play in the first half at Morehead State (Jan. 17). SEMO's last lead came during the UT Martin game on Jan. 5 prior to that contest.

Down at Half

For the fifth game in a row, Southeast Missouri trailed at halftime when it fell behind, 30-28, against Morehead State (Jan. 17). SEMO has trailed at the intermission a total of 10 times this season and is 1-9 in those contests.

Season-High in Free Throws

Southeast Missouri made a season-high 20-of-29 free throws against Austin Peay (Jan. 10). Seven different Redhawks went to the free throw line against the Governors. SEMO outscored APSU, 20-8, at the charity stripe. It was the fourth time the Redhawks outscored their opponent at the free throw line this year.

Under 70

The Redhawks have scored under 70 points a total of 10 times this season. Southeast Missouri was under that mark in each of its last three games. The Redhawks are 11th in the Ohio Valley Conference with 70.8 points a game through 18 contests this year.

First Start for the Freshman

Freshman guard Alex Caldwell made his first career start against Austin Peay (Jan. 10). Caldwell scored eight points on two field goals, a 3-pointer and 3-of-4 free throws. He is Southeast Missouri's third-leading scorer with 8.8 points per contest. Caldwell became the third freshman to crack the starting lineup for SEMO this season.

First OVC Win

Southeast Missouri picked up its first Ohio Valley Conference win of the season when it overcame a 16-point halftime deficit to edge UT Martin (Jan. 5), 74-69, in overtime. SEMO went on a 13-0 run in the last 5:37 and took a 55-54 lead on Alex Caldwell's 3-pointer with 1:54 left. After UTM tied the game on a free throw, Jonathan Dalton drove the lane, scored and was fouled. Dalton completed the 3-point play to give the Redhawks a three-point lead with 29 seconds to go before Delfincko Bogan drained a 3-pointer to send the game to overtime.

2018-19 STATS COMPARISON

SEMO	EKU
6-12.....Record	8-10
1-4.....Conference Record.....	1-4
70.8.....Points Per Game.....	85.9
73.3.....Opp. Points Per Game.....	84.6
-2.5.....Scoring Margin	+1.4
.438.....Field Goal Percentage.....	.432
.438.....Opp. Field Goal Percentage.....	.478
.353.....3-Point Field Goal Percentage.....	.323
.300.....Opp. 3-Point Field Goal Percentage.....	.349
.662.....Free Throw Percentage.....	.683
.690.....Opp. Free Throw Percentage.....	.741
36.4.....Rebounds Per Game	38.2
36.1.....Opp. Rebounds Per Game.....	41.2
+0.4.....Rebounding Margin	-2.9
13.5.....Assists Per Game.....	16.1
14.7.....Turnovers Per Game	15.0
-2.2.....Turnover Margin.....	+4.6
2.8.....Blocks Per Game	3.6
5.6.....Steals Per Game.....	11.3

THIS WEEK'S SCHEDULE/RESULTS

Thursday, January 17

Eastern Kentucky 97, UT Martin 73
Tennessee State 79, Tennessee Tech 62
Morehead State 73, Southeast Missouri 69
Murray State 83, Eastern Illinois 61
Jacksonville State 91, Belmont 80 ^{OT}
Austin Peay 79, SIUE 71

Saturday, January 19

Austin Peay at Eastern Illinois, 3:15 p.m.
Tennessee State at Belmont, 5 p.m.
UT Martin at Morehead State, 5:35 p.m.
Southeast Missouri at Eastern Kentucky, 6 p.m.
Murray State at SIUE, 7 p.m.
Tennessee Tech at Jacksonville State, 7 p.m.

SOUTHEAST MISSOURI PROBABLE STARTERS



3

Skyler Hogan
G / 6-5 / 213 / Jr.
Melbourne, Fla.

12.7 ppg, 3.3 rpg,
1.2 apg



25

Ledarius Brewer
G / 6-5 / 200 / So.
Meridian, Miss.

12.7 ppg, 4.9 rpg,
2.0 apg



13

Isaiah Gable
F / 6-7 / 195 / So.
Greenville, Ohio

8.4 ppg, 3.1 rpg,
0.9 apg



23

Sage Tolbert
F / 6-8 / 200 / Fr.
Richmond, Texas

5.9 ppg, 6.3 rpg,
0.3 apg



0

Alex Caldwell
G / 6-0 / 170 / Fr.
Columbia, S.C.

8.8 ppg, 2.2 rpg,
1.9 apg

YOUR REDHAWKS

2018-19 BASKETBALL NOTES / EASTERN KENTUCKY GAME

HONORS & AWARDS

Preseason All-OVC

Ledarius Brewer, So., G

OVC Newcomer of the Week

Skyler Hogan, G, Nov. 19

Skyler Hogan, G, Dec. 10

2018-19 OVC PRESEASON POLL

Team (First-Place Votes)

Belmont (8).....	227
Murray State (9).....	221
Jacksonville State (7).....	211
Austin Peay.....	188
Tennessee Tech.....	135
Eastern Kentucky.....	118
Eastern Illinois.....	116
Tennessee State.....	101
Southeast Missouri.....	82
Morehead State.....	78
UT Martin.....	77
SIU Edwardsville.....	30

2018-19 PRESEASON ALL-OVC TEAM

Name, Position, School

Shaq Buchanan, G, Murray State

Ledarius Brewer, G, Southeast Missouri

Jason Burnell, F, Jacksonville State

Christian Cunningham, F, Jacksonville State

Lamontray Harris, F, Morehead State

Fatodd Lewis, F, UT Martin

Terrell Lewis, G, Eastern Illinois

Nick Mayo, F, Eastern Kentucky

Kevin McClain, G, Belmont

Ja Morant, G, Murray State

Terry Taylor, G/F, Austin Peay

Dylan Windler, G/F, Belmont

Preseason Player of the Year

Dylan Windler, G/F, Belmont

Comeback Kids

The Redhawks erased a double-digit halftime deficit to beat UT Martin for the second year in a row. Southeast Missouri trailed, 33-17, at half against the Skyhawks on Jan. 5 before beating UTM, 74-69, in overtime. The Redhawks were down, 39-29, at the intermission before defeating UTM, 81-77, on Feb. 10, 2018. That game also went to overtime.

Largest Halftime Deficit

Southeast Missouri overcame its largest halftime deficit to win a game under head coach Rick Ray when it battled back to beat UT Martin, 74-69, in overtime on Jan. 5. SEMO trailed, 33-17, at the half. It was the largest halftime deficit the Redhawks overcame to win a game since they trailed, 32-21, at Samford on Dec. 18, 2007.

Strong OVC Start

Sophomore Isaiah Gable averaged 22.5 points and 6.5 rebounds in two starts to open Ohio Valley Conference play. A native of Greenville, Ohio, Gable shot 57.1 percent (16-of-28) from the field and knocked down seven 3-pointers, while going 6-of-8 at the free throw line. He poured in a career-high 28 points on 11-of-17 field goals and 4-of-9 three-pointers to lead SEMO to its first Ohio Valley Conference win of the season, a 74-69 overtime victory over UT Martin (Jan. 5). Gable played 40 minutes and also grabbed seven rebounds in that game. Two days earlier, Gable scored 17 points and had six rebounds at SIUE (Jan. 3). Gable's 28 points against UT Martin are the most by any SEMO player this season. He enters the weekend ranked 11th in the OVC in scoring with 15.8 points per contest in conference games only.

Second Half Push

Freshman Alex Caldwell scored 17 second-half points and made a 3-pointer that gave Southeast Missouri the lead late in regulation of its 74-69 overtime win over UT Martin (Jan. 5). Caldwell shot 5-of-8 from the field and only missed once (3-of-4) from 3-point range and at the free throw line (4-of-5). He also added five rebounds, one assist and a steal en route to matching his season-high in points.

Dalton Cracks Top-10 in Assists

Jonathan Dalton, who had five or more assists in four of his last six games, ranks 10th all-time in career assists at Southeast Missouri. Dalton's 277 career assists surpassed Paul Paradoski's 263 (2004-07) for the 10th-place spot. Dalton leads SEMO and ranks seventh in the Ohio Valley Conference with 68 total assists this season.

High Scoring Affair

Southeast Missouri came up on the short end of a 94-88 loss in its Ohio Valley Conference opener at SIU Edwardsville (Jan. 3). The Redhawks shot 51.7 percent (30-of-58) from the field and had five players score double figures against the Cougars. SEMO also shot 62.1 percent (18-of-29) from the floor and outscored SIUE, 58-49, in the second half alone. The 88 points were SEMO's second-most in a conference opener in program history and second-most in a game this season.

Brewer Misses First Start

The Redhawks top scorer, Ledarius Brewer, missed his first start of the season at SIU Edwardsville (Jan. 3). Brewer did not play due to a hip injury. It was the first start Brewer missed since Nov. 22, 2017 (vs. Montana State).

Five Reach Double Figures

Southeast Missouri had five players reach double figures in the scoring column for the second time this season at SIU Edwardsville (Jan. 3). Skyler Hogan finished with 18 points, while Isaiah Gable followed close behind with 17. Mark Laros (14), Nygal Russell (11) and Jonathan Dalton rounded out the group.

Dalton Doubles Up

For the second time in his career, point guard Jonathan Dalton scored double figures in back-to-back games. Dalton dropped in a season-high 13 points vs. Abilene Christian (Dec. 21) and began Ohio Valley Conference play with 10 at SIU Edwardsville (Jan. 3). He ranks fifth on the team in scoring with 6.3 points per contest.

YOUR REDHAWKS

2018-19 BASKETBALL NOTES / EASTERN KENTUCKY GAME

Long Range Threat

Skyler Hogan made multiple 3-pointers in nine of his last 12 games. Hogan, who leads Southeast Missouri with 37 three-pointers made through 17 starts, drained at least three treys in five of his previous seven outings. He is shooting 40.2 percent (37-of-92) from beyond the arc. Hogan ranks fifth in the Ohio Valley Conference in 3-point field goal percentage and 10th in 3-point field goals made (2.1 per game).

Over 50 Percent

Southeast Missouri shot over 50 percent from the field for the second time this season in its loss to SIU Edwardsville (Jan. 3). The Redhawks went 30-of-58 for 51.7 percent. SEMO's best field goal percentage this season stands at 62.9 (39-of-62) vs. Quincy (Nov. 12).

Redhawks End Losing Skid

The Redhawks snapped a season-long five-game losing streak when it beat UT Martin, 74-69, in overtime on Jan. 3. It was Southeast Missouri's first win since the Redhawks defeated Mississippi Valley State, 77-57, on Dec. 4.

First OVC Action

A total of six different players made their first Ohio Valley Conference appearance for Southeast Missouri at SIU Edwardsville (Jan. 3). Sage Tolbert, Skyler Hogan and Nygal Russell each logged their first career OVC starts, while Alex Caldwell, Gabe McGlothlin, and Oscar Kao came off the bench.

Draining 3s

The Redhawks matched a season-high 14 three-pointers at Florida State (Dec. 17). Southeast Missouri shot 14-of-37 behind the arc with seven treys in each half. SEMO made 11 or more 3-pointers in six of its last 10 contests. The Redhawks are averaging 9.1 three-point field goals made per game.

More from the Arc

Southeast Missouri ranks second in the Ohio Valley Conference in 3-pointers made through 18 games this season. The Redhawks drained 163 three-pointers in 462 attempts. In the last

10 games alone, SEMO made 101 threes for an average of 10.1 per game during that stretch.

Defending the Three

The Redhawks rank second in the Ohio Valley Conference and 26th in the nation in 3-point field goal percentage defense. Opponents are shooting 30 percent from beyond the arc against Southeast Missouri this year. Murray State leads the OVC with a .275 three-point field goal percentage defense.

OVC Openers

Southeast Missouri fell to 10-18 all-time in Ohio Valley Conference openers following its loss to SIU Edwardsville (Jan. 3). The Redhawks began league play against SIUE for the first time in program history. SEMO also opened OVC play on the road for the first time since 2014-15. The Redhawks are now 1-3 in conference openers under head coach Rick Ray.

Non-Conference Wrap

The Redhawks finished non-conference play with a close 70-68 loss to Abilene Christian on Dec. 21. Southeast Missouri went 5-8 in non-league action this season.

Dalton Nets Season-High

Jonathan Dalton scored a season-best and matched a career-high 13 points against Abilene Christian (Dec. 21). Dalton shot 4-of-7 from the field, made 4-of-5 free throws and dished out seven assists. He was one of three Redhawk starters in double figures in that game. Dalton has scored double figures seven times in his career.

Strong Showing in Tallahassee

Southeast Missouri led #10 Florida State for almost 22 minutes in its 85-68 loss on Dec. 17. SEMO led by double figures twice when a Gabe McGlothlin layup gave the Redhawks an 18-8 advantage and a Skyler Hogan 3-pointer put SEMO ahead, 21-10, in the first half.

SHOW ME CENTER INFORMATION

Photographers

Photographers working the floor level at the Show Me Center are required to shoot from behind the dash lines along the baselines and must sit on the floor in those areas. The Director of Strategic Communications may identify other positions off the court where photographers may work, provided the view is not blocked for fans. At no time may photographers work directly from behind the official scorer's table and team benches, and in front of any courtside signage. No tripods may be placed on or beside the court.

Postgame Procedure

All interview requests for Southeast student-athletes must be made to a member of the Southeast Missouri Strategic Communications staff prior to the end of each game. Student-athletes will be escorted to postgame press conferences in the front meeting rooms of the Show Me Center. Media representatives are not allowed in the dressing room area. Redhawks head coach Rick Ray will address the media during press conferences after every game and the opposing head coach will be invited upon request. Ray will join press conferences immediately after his postgame radio obligation with the Redhawks Radio Network.

Credentials

Credentials are required for entrance to the Show Me Center. To request season or single game credentials, please contact Southeast Missouri Assistant Director of Athletics for Strategic Communications Jeff Honza by phone (573) 651-2933 or email jhonza@semo.edu / redhawk1@me.com. Credentials can be picked up at the NCAA pass gate located inside the main entrance of the Show Me Center.

Press Row

Media will be issued assigned seats course side on the north side of the Show Me Center. Press row is reserved for working media only. Professional decorum is expected at all times. Cheering or outward expression is strictly prohibited.

Gameday Information

Game notes, rosters, statistics and other information is available on press row and in the media workroom at the Show Me Center on gamedays. Weekly releases will be published online at GoSoutheast.com.

Phone Lines

One phone line will be provided to the visiting team's official radio station courtesy of the Redhawks Radio Network. If additional phone lines are needed, they must be secured by calling (573) 651-2275 at least one week in advance.

Wireless Internet

The Show Me Center is equipped with wireless internet. Please see a member of the Southeast Missouri Strategic Communications staff for login information.

YOUR REDHAWKS

2018-19 BASKETBALL NOTES / EASTERN KENTUCKY GAME

Brewer Grabs Season-High

Ledarrius Brewer resumed his position as Southeast Missouri's top scorer this season following a season-high 24-point performance at The Citadel (Dec. 15). Brewer shot 9-of-17 from the field and knocked down a season-best 5-of-10 three-pointers against the Bulldogs. He also dished out two assists and had a pair of blocks. Brewer is tied for first on the team with 12.7 points a game.

Hogan Shines

Guard Skyler Hogan is tied for first on the team with 12.7 points a game. Hogan tops the Redhawks with 37 three-pointers made and is SEMO's best free throw shooter with a 81.8 percent clip. He scored double figures in 13 of his previous 16 contests. Additionally, Hogan buried multiple 3-pointers in 10 of his last 14 games.

Caldwell Sees Double

Freshman guard Alex Caldwell finished with double-digit points off the bench for the sixth time this season when he scored 17 against UT Martin (Jan. 5). Caldwell ranks third on the team in scoring with 8.8 points a game and is 12th in the Ohio Valley Conference in 3-point shooting with a 39 percent (23-of-59) clip.

Hogan Does it Again

Junior guard Skyler Hogan picked up his second Ohio Valley Conference Newcomer of the Week award on Dec. 10. A transfer from Embry-Riddle, Hogan averaged 19.5 points, three rebounds, 2.5 assists and one block a game while hitting 53.6 percent (15-of-28) from the field and 53.3 percent (8-of-15) from 3-point range in two games last week. He scored a season-best 25 points in the team's 77-57 win at Mississippi Valley State (Dec. 4). In that game, Hogan made 10-of-16 field goals (5-of-8 three-pointers), dished out four assists, blocked two shots, grabbed two rebounds and had a steal in 35 minutes of action. Despite a stomach illness that forced him to come off the bench and play limited minutes against Southern Illinois (Dec. 8), Hogan still managed 14 points, four rebounds and an assist in 25 minutes versus the Salukis. Eastern Kentucky forward Nick Mayo (Player of the Week) and

Belmont center Nick Muszynski (Freshman of the Week) rounded out the week's honorees.

Russell Strong in First OVC Start

Freshman Nygal Russell scored 11 points in his first career Ohio Valley Conference start at SIU Edwardsville (Jan. 3). Russell made 4-of-6 field goals and buried 3-of-5 three-pointers to go along with four rebounds and two assists in 18 minutes. He started both of SEMO's OVC games for Ledarrius Brewer who was out with a hip injury.

Winning November

The Redhawks wrapped up their first month of the season with a record of 4-3. It was the first winning record in November since the Redhawks went 5-2 in their first seven games of 2013-14.

Brewer Regroups

After scoring a combined eight points in two starts, Ledarrius Brewer bounced back to lead Southeast Missouri with 17 points against Southern Illinois (Dec. 8). Brewer shot 6-of-15 from the field, knocked down two 3-pointers and made 3-of-4 free throws. He also grabbed three rebounds and had two steals in 31 minutes. Brewer has scored in double figures during 11 of his 14 games this season.

Home Record

Southeast Missouri is 3-5 at home this season. Its wins came against non-Division I opponents Quincy (102-66, Nov. 12) and Missouri S&T (72-69, Nov. 27), and Ohio Valley Conference foe UT Martin (74-69, Jan. 5). The Redhawks lost to Western Illinois (70-63, Dec. 1), Southern Illinois (83-73, Dec. 8), Abilene Christian (70-68, Dec. 21), Austin Peay (78-60, Jan. 10) and Murray State (85-67, Jan. 12).

Nice Defense

Southeast Missouri ranks fourth in the Ohio Valley Conference in scoring defense allowing 73.3 points per game in 18 contests. Chattanooga's 42 points were the fewest allowed by SEMO this season. Murray State leads the league in that category with 65.6 points per game allowed.

About Eastern Kentucky

Eastern Kentucky recently snapped a season-long four-game losing streak with a commanding 97-73 win over UT Martin on Jan. 17. EKU, which is under first-year head coach A.W. Hamilton, is 8-10 overall and 1-4 in the Ohio Valley Conference. Nick Mayo leads the Colonels and ranks second in the OVC in scoring with 23.1 points per game. Mayo also leads the league in free throw percentage (.882), ranks second in blocks (36) and is third in minutes played (32.6 mpg). As a team, EKU leads the OVC in scoring offense (85.9 ppg) and is last in the conference in scoring defense (84.6 ppg allowed). The Colonels lead the OVC with 11.3 steals per game, 12.9 offensive rebounds per contest, 170 three-pointers made and a +4.56 turnover margin, as well.

Against the Ohio Valley

Southeast Missouri is 20-35 in Ohio Valley Conference play under head coach Rick Ray. The Redhawks best OVC record with Ray at the helm was 9-7 in 2016-17. That year was also the last time SEMO made the OVC Tournament.

On the Way to 100

Ledarrius Brewer is making his way closer to the 100 mark in career free throws and 3-pointers made. Brewer has drained 97 three-pointers and 99 free throws through 46 games and 40 starts as a Redhawk.

Logging Starts

Jonathan Dalton has started 48 games at point guard. Dalton has played in 79 games in his Southeast Missouri career. He made 44-consecutive starts prior to Thursday's game at Morehead State.

Gable and McGlothlin Take a Bow

Sophomore Isaiah Gable and freshman Gabe McGlothlin each reached double-digits in the scoring column for the first time in their careers. Gable scored 11 points with nine coming from 3-point range, while McGlothlin finished with 11 points, eight rebounds and four blocks in a narrow miss of a double-double at Mississippi Valley State (Dec. 4).

YOUR REDHAWKS

2018-19 BASKETBALL NOTES / EASTERN KENTUCKY GAME

On Guard

The Redhawks put together a nice defensive performance in their 77-57 win over Mississippi Valley State (Dec. 4). Southeast Missouri held the Delta Devils to just 31 percent (18-of-58) from the field and 13.3 percent (2-of-15) from 3-point range. The .133 three-point field goal percentage was the lowest by any opponent SEMO has faced through 16 games this season.

Swat Team

Southeast Missouri registered a season-high nine blocks at Mississippi Valley State (Dec. 4), the Redhawks most in any game with Rick Ray as their head coach. SEMO had no more than three blocks in its first 101 games under Ray. The nine blocks were the Redhawks most since they had nine at UT Martin on Feb. 16, 2013.

Tolbert Strong Underneath

Freshman Sage Tolbert leads Southeast Missouri with 6.4 rebounds per game. Tolbert grabbed 10 or more rebounds a team-high three times this season. His 11 rebounds at Mississippi Valley State (Dec. 4) marked a season-high. Tolbert ranks 13th in the Ohio Valley Conference in that category.

Tolbert Notches Double-Double

Freshman forward Sage Tolbert notched the first double-double of his career when he scored 11 points and grabbed 10 rebounds against Western Illinois (Dec. 1). Tolbert shot 4-of-8 from the field in 26 minutes. He became the second Redhawk to get a double-double in as many games.

Brewer Sinks Missouri S&T

Ledarrius Brewer turned in a double-double 20 points and career-high 11 rebounds, and made three free throws in the final seven seconds to send Southeast Missouri to a 72-69 victory over Missouri S&T (Nov. 27). Brewer picked up his first double-double of the season and second of his career. He shot 7-of-13 from the field, knocked down three 3-pointers, dished out one assist and had two steals in 34 minutes. Brewer became SEMO's first player to score 20 points in a game this season.

Where They Rank

Ledarrius Brewer ranks among Ohio Valley Conference leaders in scoring (16th, 13.0 ppg), 3-point field goals made (14th, 1.7), defensive rebounds (11th, 4.3) and minutes played (28th, 27.4 mpg). Sage Tolbert is 13th in the conference in rebounding (6.2 rpg), tied 12th in offensive rebounds (2.2 rpg) and 14th in defensive rebounds (4.1). Alex Caldwell ranks 11th in 3-point field goal percentage (.397) and Jonathan Dalton is seventh in assists (3.9 apg) and third in assist/turnover ratio (2.0). Skyler Hogan ranks 19th in scoring (12.6 ppg), seventh in 3-point field goal percentage (.411) and seventh in 3-point field goals made (2.2 per game). In addition, Isaiah Gable is 14th with 14.8 points a game in conference play.

Same Starting Five

The Redhawks have gone with the same five starters in 12 of 17 games this 2018-19 season. Guards Jonathan Dalton, Ledarrius Brewer and Skyler Hogan, and forwards Isaiah Gable and Sage Tolbert started each of the first nine contests. It marked the first time Southeast Missouri went with the same five starters through its first nine games of a season under head coach Rick Ray. The Redhawks used a different starting combination when Nygal Russell started at guard in place of Hogan who had a stomach illness vs. Southern Illinois (Dec. 8) and Ledarrius Brewer who was out with a hip injury at SIU Edwardsville (Jan. 3) and vs. UT Martin (Jan. 5). Alex Caldwell then made his first career start as part of the Redhawks fourth different starting lineup vs. Austin Peay (Jan. 10). SEMO used its fifth starting lineup when Brewer, Caldwell, Tolbert, Gable and Hogan took the court at Morehead State (Jan. 17).

First Win

Southeast Missouri picked up its first win of the season with a 102-66 pasting of NCAA Division II member Quincy (Nov. 12). Freshman Alex Caldwell scored 15 points to lead six Redhawks in double figures. Eleven different players ended up in the scoring column for SEMO, which drained 14 three-pointers and shot a blazing 62.9 percent (39-of-62) from the field. The Redhawks also

finished with 22 assists and turned the ball over seven times, including only twice in the second half.

Solid Alabama Tournament

The Redhawks wrapped up the Ungar Classic in Mobile, Alabama with a 2-1 record and second-place finish behind tournament host South Alabama. Southeast Missouri beat Jacksonville, 77-71, on Nov. 16, Chattanooga, 63-42, on Nov. 17 and fell to South Alabama, 79-58, on Nov. 19. SEMO had a three-game winning streak prior to its loss against the Jaguars.

Hogan Named OVC Newcomer of the Week

Southeast Missouri guard Skyler Hogan was named Ohio Valley Conference Newcomer of the Week on Nov. 19. Hogan won the first OVC weekly award of his career. A transfer from Embry-Riddle, Hogan led SEMO to three victories last week, including two at the South Alabama Ungar Classic. He averaged 13.7 points and 5.3 rebounds per game, while shooting 48.4 percent (15-of-31) from the field, 58.3 percent (7-of-12) from 3-point range and a perfect 4-of-4 at the free throw line. The redshirt-junior scored in double figures all three contests. He had 12 points and three rebounds in 21 minutes against Quincy (Nov. 12) and followed that up with 14 points and seven rebounds against Jacksonville (Nov. 16). Hogan then ended the week by scoring 15 points, grabbing six rebounds and gathering two blocks in a 21-point win over Chattanooga (Nov. 17). Additionally, he committed only one turnover in 76 minutes of playing time. Austin Peay's Terry Taylor (Player) and Belmont's Nick Muszynski (Freshman) rounded out this week's honorees.

Redhawks Win Home-Opener

With its 102-66 victory over Quincy (Nov. 12), Southeast Missouri improved to 21-6 all-time in home-openers since joining the NCAA Division I ranks in 1991-92. The Redhawks opened their home slate with a win in six of the last seven years and posted victories in 13 of their last 16 home-opening dates.

YOUR REDHAWKS

2018-19 BASKETBALL NOTES



► Head Coach
► Fourth Year
► Grand View College, 1994



RICK RAY

**RICK RAY
IS IN HIS FOURTH
SEASON AT
SOUTHEAST
MISSOURI IN
2018-19.**

Rick Ray has the Southeast Missouri men's basketball program moving in the right direction as the Redhawks continue to show significant

improvement under his leadership.

SEMO finished its 2017-18 season with an overall record of 14-17 and 8-10 mark in the Ohio Valley Conference. The Redhawks finished seventh in the league standings, three spots ahead of where they were picked in the preseason poll.

The Redhawks drained a single-season school record 289 three-pointers in Ray's third year as head coach last season. SEMO made 10 or more 3-pointers in 15 contests and led the

OVC with a .392 three-point field goal percentage.

Guards Denzel Mahoney and Ledarius Brewer represented SEMO on the 2017-18 All-Ohio Valley Conference teams. Mahoney earned first-team honors, while Brewer secured All-Newcomer accolades. Brewer, who ranked second on the team in scoring as a freshman, returns to the perimeter this upcoming season.

A year before that, Ray led SEMO to a +10 increase in the win column as the Redhawks were the 22nd Most Improved Team in NCAA Division I Basketball. SEMO finished at 15-18 overall and second in the Ohio Valley Conference West Division with a 9-7 mark after going 5-24 and placing last in the OVC in 2015-16.

SEMO made its 15th all-time OVC Tournament appearance with Ray winning the first game he coached at the event when the Redhawks erased a 14-point deficit to beat Tennessee State in overtime.

Statistically, SEMO made huge strides from the previous season. The Redhawks ranked among the top-five in the OVC in several categories, including steals (1st, 7.7), assist/turnover ratio (5th, 1.1) and 3-point field goals made (5th, 8.0). SEMO made its biggest jump from the 2015-16 season in turnover margin (8th to 1st), 3-point field goal percentage (last to 2nd) and free throw percentage (last to 2nd). Nationally, the Redhawks went from 331st to 49th in free throw percentage and 336th to 59th in total 3-point field goals made, while improving in many

other areas during the 2016-17 campaign.

Additionally, Ray coached a pair of All-OVC selections in guards Antonius Cleveland and Denzel Mahoney. Cleveland, who earned first-team honors, became the first SEMO player to make the national College Slam Dunk Championship and initially agreed to a deal with the Golden State Warriors. He played with both the Dallas Mavericks and Atlanta Hawks before joining the Chicago Bulls on July 23, 2018.

Mahoney was the league's Freshman of the Year, a second-team pick, All-Newcomer selection and OVC All-Tournament Team honoree. It was the first time the Redhawks had multiple All-OVC selections since 2013-14 (Tyler Stone, Jarekious Bradley).

Following the 2016-17 campaign, Ray received a two-year contract extension that runs through the 2020-21 season.

Ray was introduced as the 20th head coach in SEMO men's basketball history on April 13, 2015. He is the first African-American head coach in the 111-year history of the program.

A tireless worker, Ray is structuring his program to achieve success both on the court and in the classroom.

In his first summer on the job, Ray challenged his players to excel academically and they did so by accumulating a 3.38 grade point average, the program's highest in a summer term.

Twelve of the 15 players enrolled in summer classes posted a 3.0 or higher GPA. To



YOUR REDHAWKS

2018-19 BASKETBALL NOTES

take it even further, Ray convinced other players to remain on campus and finish what they started. As a result, seven players graduated. Nino Johnson, Jarekious Bradley, Darrian Gray and J.J. Thompson, along with former players Corey Wilford, Waylon Jones and Dainmon Gonner all earned their bachelor degrees.

The next summer, the Redhawks recorded a 3.33 GPA with six players achieving a 4.0 and 11 notching a 3.0 or higher GPA.

In Fall, 2017, SEMO's men's basketball team made the biggest improvement of all Redhawk athletic teams from the previous Fall, 2016 semester when it raised its grade point average .613 points to a 3.08. That fall, the basketball team was the only men's sport that registered a 3.0 GPA.

Ray's 2015-16 team was the first to play in a newly-renovated Show Me Center, which has served as home to Redhawk Basketball since 1987.

One of the best basketball arenas in the OVC, the Show Me Center received a new state-of-the-art center-hung video board, brand new telescopic seating, a new exterior roof and additional improvements to lighting and sound systems. All renovations were completed for the 2015-16 campaign.

Prior to SEMO, Ray spent three seasons as head coach at Mississippi State. He led the Bulldogs to a 2-2 mark in the SEC Tournament, including an upset win against Vanderbilt in 2013-14. Ray helped the development of two All-SEC

freshmen in Craig Sword and Gavin Ware, as his recruiting classes received national attention. In addition, Ray had a 100 percent graduation rate during his tenure at MSU.

Certainly no stranger to NCAA postseason play, Ray has been an assistant at three different institutions that enjoyed success at the highest level.

Before arriving in Starkville, Mississippi, Ray spent two seasons at Clemson, where he was associate head coach to Brad Brownell. Ray also spent four successful years on the staff of Matt Painter at Purdue. He began his Division I coaching career at Indiana State, serving seven seasons.

All three programs participated in the NCAA Tournament. While at Clemson coaching in the highly-competitive Atlantic Coast Conference, the Tigers won 38 games during Ray's two-year stint as associate head coach. In 2010-11, the Tigers finished the year with a 22-12 overall record and 9-7 mark in the ACC en route to making the NCAA Tournament for the fourth-straight season. Clemson advanced to the second round of the tournament that year.

Ray was an assistant coach from 2006-10 under Painter at Purdue, where the Boilermakers won 103 games during his first four years on staff, including 15 victories over Top 25 competition. During his tenure, Purdue advanced to the NCAA Tournament each season and made the Sweet 16 his last two years there.

In 2009, the Boilermakers won the Big Ten Tournament and secured a No. 5 seed in the NCAA Tournament. A year later, Ray helped the Boilermakers to 29 wins, tied for the most in Purdue history for a single season. Purdue earned a No. 4 seed and lost in the round of 16 to eventual NCAA champion Duke during the 2010 NCAA Tournament.

Ray was part of the 2006-07 Purdue staff that signed arguably the top class in school history, a group that was rated No. 5 nationally by Scout.com and No. 6 by Rivals.com. That class included All-Americans Robbie Hummel and JaJuan Johnson and current NBA player E'Twaun Moore.

While at Purdue, Ray was on Painter's staff that also included Cuonzo Martin, who recently completed his second season at Cal, and Paul Lusk, who is head coach at Missouri State.

Ray coached at Missouri Valley Conference member Indiana State for a period of seven years (1997-2004), helping ISU to consecutive 20-win seasons and NCAA Tournament appearances in 1999-2000 and 2000-01. In 1999-2000, the Sycamores compiled a 14-4 record in the MVC and won the regular season title. ISU then won the MVC Tournament the following season. The Sycamores later upset No. 4 seed Oklahoma in the first round of the 2001 NCAA Tournament. In addition, Ray was part of the ISU staff that defeated perennial power Indiana in back-to-back seasons.

Following his time at ISU, Ray spent two seasons (2004-06) as an assistant coach and recruiting coordinator at Northern Illinois. In 2005-06, the Huskies were regular season Western Division champions in the Mid-American Conference for the first time in school history with a 17-11 overall record and 12-6 ledger in the MAC.

Ray began his coaching career as a graduate assistant at the University of Nebraska-Omaha, a Division II program. He helped orchestrate a seven-win turnaround during his second season in 1996-97.

A standout player for Grand View College (Iowa), Ray was an All-American Scholar-Athlete and honorable mention all-conference performer in 1993.

He earned his undergraduate degree in applied mathematics and secondary education from Grand View in 1994. Ray received his master's degree in athletic administration from Nebraska-Omaha in 1997.

Those type of heralded credentials helped Ray make the transition to head coach.

In 2013, he was the recipient of Grand View's Distinguished Alumni Award.

Born in Gardena, California, Ray moved to Kansas City, Kansas with his family when he was six years old.

Ray and his wife, Breyana, have two sons, Deacon and Mason, and a daughter, Katriece.

YOUR REDHAWKS

2018-19 BASKETBALL NOTES

RAY YEAR-BY-YEAR RECORDS

Year	School	Assignment	Record	Conference	Postseason
1995-96	Nebraska-Omaha	Graduate Assistant	-	-	-
1996-97	Nebraska-Omaha	Graduate Assistant	-	-	-
1997-98	Indiana State	Assistant Coach	16-11	10-8	-
1998-99	Indiana State	Assistant Coach	15-12	10-8	-
1999-2000	Indiana State	Assistant Coach	22-10	14-4	NCAA Tournament First Round
2000-01	Indiana State	Assistant Coach	22-12	10-8	NCAA Tournament Second Round
2001-02	Indiana State	Assistant Coach	6-22	4-14	-
2002-03	Indiana State	Assistant Coach	7-24	2-16	-
2003-04	Indiana State	Assistant Coach	9-19	5-13	-
2004-05	Northern Illinois	Assistant Coach	11-17	7-11	-
2005-06	Northern Illinois	Assistant Coach	17-11	12-6	-
2006-07	Purdue	Assistant Coach	22-12	9-7	NCAA Tournament Second Round
2007-08	Purdue	Assistant Coach	25-9	15-3	NCAA Tournament Second Round
2008-09	Purdue	Assistant Coach	27-10	11-7	NCAA Tournament Sweet 16
2009-10	Purdue	Assistant Coach	29-6	14-4	NCAA Tournament Sweet 16
2010-11	Clemson	Associate Head Coach	22-12	9-7	NCAA Tournament Second Round
2011-12	Clemson	Associate Head Coach	16-15	8-8	-
2012-13	Mississippi State	Head Coach	10-22	4-14	-
2013-14	Mississippi State	Head Coach	14-19	3-15	-
2014-15	Mississippi State	Head Coach	13-19	6-12	-
2015-16	Southeast Missouri	Head Coach	5-24	2-14	-
2016-17	Southeast Missouri	Head Coach	15-18	9-7	OVC Tournament Quarterfinals
2017-18	Southeast Missouri	Head Coach	14-17	8-10	-
2018-19	Southeast Missouri	Head Coach	6-12	1-4	-

Career Record: 77-131 (7 years)

Record at Southeast Missouri: 40-71, 20-35 OVC (4 years)

Record at Mississippi State: 37-60, 13-41 SEC (3 years)

Record as a college assistant/associate head coach: 266-202

YOUR REDHAWKS


2018-19 BASKETBALL NOTES



0 ALEX CALDWELL
G / 6-0 / 170 / Fr.
Columbia, S.C.



1 KHALIL CUFFEE
G / 6-4 / 210 / R-Fr.
Fairburn, Ga.




2 JORDAN LOVE
G / 6-5 / 165 / Fr.
Durham, N.C.



3 SKYLER HOGAN
G / 6-5 / 213 / Jr.
Melbourne, Fla.




4 OSCAR KAO
G / 6-0 / 175 / So.
Taipei, Taiwan




5 JONATHAN DALTON
G / 5-10 / 155 / Sr.
New Orleans, La.




11 NYGAL RUSSELL
G / 6-4 / 195 / R-Fr.
Houston, Texas



13 ISAIAH GABLE
F / 6-7 / 195 / So.
Greenville, Ohio




14 QUATARRUS WILSON
F / 6-8 / 200 / Sr.
Mobile, Ala.



15 DONNIE LEWIS
G / 6-1 / 170 / Sr.
Lexington, Ky.



22 JACK LAKE
C / 6-8 / 215 / Sr.
Jackson, Mo.




23 SAGE TOLBERT
F / 6-8 / 200 / Fr.
Richmond, Texas



25 LEDARRUS BREWER
G / 6-5 / 200 / So.
Meridian, Miss.



30 GABE MCGLOTHLIN
F / 6-7 / 225 / Fr.
Gilbert, Ariz.



42 MARK LAROS
C / 6-10 / 223 / Sr.
Hengelo, Netherlands



RICK RAY
Head Coach
Fourth Season



ADAM GORDON
Associate Head Coach
Fourth Season



NICK LAGROONE
Assistant Coach
Fourth Season



KEITH PICKENS
Assistant Coach
First Season



KEVIN KOZA
Graduate Assistant
First Season



AL MYERS
Director of Operations
First Season



YOUR REDHAWKS

2018-19 BASKETBALL NOTES



2018-19 Southeast Missouri Basketball Southeast Missouri Combined Team Statistics (as of Jan 17, 2019) All games



RECORD:	OVERALL	HOME	AWAY	NEUTRAL
ALL GAMES	6-12	3-5	1-7	2-0
CONFERENCE	1-4	1-2	0-2	0-0
NON-CONFERENCE	5-8	2-3	1-5	2-0

#	Player	gp-gs	min	avg	Total		3-Point		F-Throw		Rebounds				pf	dq	a	to	blk	stl	pts	avg
					fg-fga	fg%	3fg-fga	3fg%	ft-fa	ft%	off	def	tot	avg								
03	HOGAN, Skyler	18-17	484	26.9	87-188	.463	37-92	.402	18-22	.818	12	48	60	3.3	27	0	21	23	5	13	229	12.7
25	BREWER, Ledarius	16-14	441	27.6	76-201	.378	26-95	.274	25-34	.735	13	66	79	4.9	42	3	32	43	4	17	203	12.7
00	CALDWELL, Alex	17-3	346	20.4	50-112	.446	23-59	.390	26-32	.813	9	29	38	2.2	34	0	33	24	4	16	149	8.8
13	GABLE, Isaiah	18-18	412	22.9	51-115	.443	30-81	.370	19-25	.760	8	47	55	3.1	41	0	16	25	5	6	151	8.4
05	DALTON, Jonathan	18-17	467	25.9	36-81	.444	13-31	.419	29-38	.763	3	39	42	2.3	29	0	68	34	1	10	114	6.3
23	TOLBERT, Sage	18-18	382	21.2	43-93	.462	1-4	.250	20-42	.476	41	73	114	6.3	61	5	6	45	11	11	107	5.9
42	LAROS, Mark	18-0	282	15.7	40-66	.606	6-14	.429	13-24	.542	23	38	61	3.4	30	0	5	19	5	5	99	5.5
30	MCGLOTHAN, Gabe	18-0	337	18.7	35-90	.389	6-29	.207	9-16	.563	26	55	81	4.5	55	0	16	14	13	10	85	4.7
11	RUSSELL, Nygal	18-3	281	15.6	29-81	.358	9-30	.300	14-26	.538	9	43	52	2.9	32	1	24	24	2	6	81	4.5
01	CUFFEE, Khalil	9-0	27	3.0	10-19	.526	7-15	.467	1-4	.250	0	2	2	0.2	5	0	1	4	0	2	28	3.1
04	KAO, Oscar	11-0	54	4.9	10-19	.526	5-11	.455	2-2	1.000	1	6	7	0.6	5	0	5	2	0	1	27	2.5
15	LEWIS, Donnie	15-0	112	7.5	1-3	.333	0-1	.000	0-1	.000	1	3	4	0.3	8	0	16	5	0	3	2	0.1
Team											36	25	61				3					
Total.....		18	3625		468-1068	.438	163-462	.353	176-266	.662	182	474	656	36.4	369	9	243	265	50	100	1275	70.8
Opponents.....		18	3625		466-1063	.438	137-456	.300	251-364	.690	187	462	649	36.1	276	-	257	226	71	104	1320	73.3

TEAM STATISTICS	SEMO	OPP
SCORING	1275	1320
Points per game	70.8	73.3
Scoring margin	-2.5	-
FIELD GOALS-ATT	468-1068	466-1063
Field goal pct	.438	.438
3 POINT FG-ATT	163-462	137-456
3-point FG pct	.353	.300
3-pt FG made per game	9.1	7.6
FREE THROWS-ATT	176-266	251-364
Free throw pct	.662	.690
F-Throws made per game	9.8	13.9
REBOUNDS	656	649
Rebounds per game	36.4	36.1
Rebounding margin	+0.4	-
ASSISTS	243	257
Assists per game	13.5	14.3
TURNOVERS	265	226
Turnovers per game	14.7	12.6
Turnover margin	-2.2	-
Assist/turnover ratio	0.9	1.1
STEALS	100	104
Steals per game	5.6	5.8
BLOCKS	50	71
Blocks per game	2.8	3.9
ATTENDANCE	11870	23387
Home games-Avg/Game	8-1484	8-2923
Neutral site-Avg/Game	-	2-0

Score by Periods	1st	2nd	OT	Totals
Southeast Missouri	554	705	16	1275
Opponents	606	703	11	1320

Date	Opponent	Score	Att.
11-06-18	at Saint Louis	L 65-75	6028
11-10-18	at Bradley	L 57-68	5181
11-12-18	QUINCY	w 102-66	768
11-16-18	vs Jacksonville	w 77-71	0
11-17-18	vs Chattanooga	w 63-42	0
11-19-18	at South Alabama	L 58-79	1482
11-27-18	MISSOURI S&T	w 72-69	650
12-01-18	WESTERN ILLINOIS	L 63-70	821
12-04-18	at Mississippi Valley State	w 77-57	978
12-08-18	SOUTHERN ILLINOIS	L 73-83	3432
12-15-18	at The Citadel	L 74-86	922
12-17-18	at Florida State	L 68-85	5726
12-21-18	ABILENE CHRISTIAN	L 68-70	672
* 01-03-19	at SIUE	L 88-94	1046
* 01-05-19	UT MARTIN	Wot 74-69	1287
* 01-10-19	AUSTIN PEAY	L 60-78	1097
* 01-12-19	MURRAY STATE	L 67-85	3143
* 01-17-19	at Morehead State	L 69-73	2024

* = Conference game

! = South Alabama Tournament - Mobile, Ala.

YOUR REDHAWKS

2018-19 BASKETBALL NOTES



2018-19 Southeast Missouri Basketball Southeast Missouri Combined Team Statistics (as of Jan 17, 2019) Conference games only



RECORD:	OVERALL	HOME	AWAY	NEUTRAL
ALL GAMES	1-4	1-2	0-2	0-0
CONFERENCE	1-4	1-2	0-2	0-0
NON-CONFERENCE	0-0	0-0	0-0	0-0

##	Player	gp-gs	min	avg	Total		3-Point		F-Throw		Rebounds				pf	dq	a	to	blk	stl	pts	avg
					fg-fga	fg%	3fg-fga	3fg%	ft-fa	ft%	off	def	tot	avg								
13	GABLE, Isaiah	5-5	140	28.0	27-48	.563	14-30	.467	11-14	.786	4	16	20	4.0	12	0	0	8	0	2	79	15.8
03	HOGAN, Skyler	5-5	135	27.0	26-55	.473	7-26	.269	6-9	.667	2	15	17	3.4	7	0	7	8	0	5	65	13.0
25	BREWER, Ledarrus	3-1	75	25.0	10-27	.370	0-7	.000	7-7	1.000	6	3	9	3.0	7	0	6	5	1	5	27	9.0
05	DALTON, Jonathan	5-4	134	26.8	12-30	.400	2-7	.286	11-15	.733	1	10	11	2.2	6	0	18	6	0	3	37	7.4
42	LAROS, Mark	5-0	85	17.0	14-22	.636	4-8	.500	5-9	.556	5	8	13	2.6	9	0	1	7	1	2	37	7.4
00	CALDWELL, Alex	5-3	116	23.2	9-24	.375	5-13	.385	11-13	.846	1	7	8	1.6	11	0	7	11	0	5	34	6.8
11	RUSSELL, Nygal	5-2	79	15.8	9-27	.333	4-11	.364	8-14	.571	3	7	10	2.0	10	0	8	8	2	1	30	6.0
23	TOLBERT, Sage	5-5	100	20.0	11-22	.500	0-0	.000	4-8	.500	13	20	33	6.6	17	2	1	14	4	3	26	5.2
30	MCGLOTHAN, Gabe	5-0	80	16.0	6-19	.316	0-3	.000	1-1	1.000	6	10	16	3.2	16	0	4	5	2	3	13	2.6
04	KAO, Oscar	3-0	13	4.3	2-3	.667	1-2	.500	0-0	.000	0	3	3	1.0	0	0	0	0	0	1	5	1.7
01	CUFFEE, Khalil	2-0	5	2.5	1-3	.333	1-2	.500	0-0	.000	0	0	0	0.0	1	0	0	1	0	0	3	1.5
15	LEWIS, Donnie	5-0	63	12.6	1-2	.500	0-0	.000	0-1	.000	1	1	2	0.4	1	0	10	2	0	1	2	0.4
Team											11	11	22				1					
Total.....		5	1025		128-282	.454	38-109	.349	64-91	.703	53	111	164	32.8	97	2	62	76	10	31	358	71.6
Opponents.....		5	1025		147-307	.479	46-130	.354	59-78	.756	57	115	172	34.4	82	-	77	62	19	26	399	79.8

TEAM STATISTICS	SEMO	OPP
SCORING	358	399
Points per game	71.6	79.8
Scoring margin	-8.2	-
FIELD GOALS-ATT	128-282	147-307
Field goal pct	.454	.479
3 POINT FG-ATT	38-109	46-130
3-point FG pct	.349	.354
3-pt FG made per game	7.6	9.2
FREE THROWS-ATT	64-91	59-78
Free throw pct	.703	.756
F-Throws made per game	12.8	11.8
REBOUNDS	164	172
Rebounds per game	32.8	34.4
Rebounding margin	-1.6	-
ASSISTS	62	77
Assists per game	12.4	15.4
TURNOVERS	76	62
Turnovers per game	15.2	12.4
Turnover margin	-2.8	-
Assist/turnover ratio	0.8	1.2
STEALS	31	26
Steals per game	6.2	5.2
BLOCKS	10	19
Blocks per game	2.0	3.8
ATTENDANCE	5527	3070
Home games-Avg/Game	3-1842	2-1535
Neutral site-Avg/Game	-	0-0

Date	Opponent	Score	Att.
* 01-03-19	at SIUE	L 88-94	1046
* 01-05-19	UT MARTIN	Wot 74-69	1287
* 01-10-19	AUSTIN PEAY	L 60-78	1097
* 01-12-19	MURRAY STATE	L 67-85	3143
* 01-17-19	at Morehead State	L 69-73	2024

* = Conference game

! = South Alabama Tournament - Mobile, Ala.

Score by Periods	1st	2nd	OT	Totals
Southeast Missouri	133	209	16	358
Opponents	191	197	11	399

YOUR REDHAWKS

2018-19 BASKETBALL NOTES

Comparison Game-by-Game (Southeast Missouri/Opponent)

Opponent	1st	2nd	Score	Mar	Total FG	FG Pct	3-Pointers	3FG Pct	Free Throws	FT Pct	Rebounds (Mar)	Assist	T/Over	Block	Steal	Fouls
Saint Louis	24/40	41/35	65-75	(10)	25-58/26-54	.431/.481	7-17/4-25	.412/.160	8-10/19-33	.800/.576	31/39 (8)	14/16	16/14	1/4	4/9	28/15
Bradley	23/31	34/37	57-68	(11)	18-57/29-49	.316/.388	4-23/8-23	.174/.348	17-25/22-32	.680/.688	40/37 +3	9/14	15/13	2/6	3/9	28/23
Quincy	53/32	49/34	102-66	+36	39-62/23-62	.629/.371	14-28/5-21	.500/.238	10-14/15-10	.714/.750	34/31 +3	22/11	7/12	2/2	7/2	21/14
Jacksonville	33/32	44/39	77-71	+6	26-65/31-72	.400/.431	9-25/6-28	.360/.214	16-20/3-5	.800/.600	49/35 +14	14/21	15/11	3/8	2/7	14/20
UT Chattanooga	26/17	37/25	63-42	+21	25-56/15-59	.446/.254	5-17/6-36	.294/.167	8-10/6-10	.800/.600	43/34 +9	10/7	17/13	3/0	5/4	16/14
South Alabama	30/39	28/40	58-79	(21)	21-62/27-57	.339/.474	6-28/13-34	.214/.382	10-16/12-21	.625/.571	46/32 +14	13/19	15/8	2/4	4/6	17/18
Missouri S&T	39/32	33/37	72-69	+3	29-59/24-60	.492/.400	8-24/8-26	.333/.308	6-13/13-19	.462/.684	41/33 +8	12/9	22/16	2/1	11/8	18/12
Western Illinois	27/27	36/43	63-70	(7)	23-66/24-52	.348/.462	9-31/8-20	.290/.400	8-10/14-17	.800/.824	36/39 (3)	14/11	10/14	4/4	8/3	17/12
Mississippi Valley State	33/25	44/32	77-57	+20	29-67/18-58	.433/.310	12-29/2-15	.414/.133	7-13/19-34	.538/.559	44/44 -	15/8	12/14	9/3	7/6	26/9
Southern Illinois	33/35	40/48	73-83	(10)	27-60/28-54	.450/.519	14-36/9-21	.389/.429	5-10/18-22	.500/.818	28/37 (9)	14/21	11/10	2/5	5/4	20/17
The Citadel	35/41	39/45	74-86	(12)	29-66/30-67	.439/.448	12-34/11-36	.353/.306	4-11/15-20	.364/.750	42/41 +1	16/16	15/10	6/5	3/5	19/11
Florida State	34/34	34/51	68-85	(17)	25-59/31-62	.424/.500	14-37/7-26	.378/.269	4-10/16-25	.400/.640	28/46 (18)	14/15	11/15	1/5	6/6	21/13
Abilene Christian	31/30	37/40	68-70	(2)	24-49/23-50	.490/.460	11-24/4-15	.458/.267	9-13/20-28	.692/.714	30/29 +1	14/12	23/14	3/5	4/9	27/16
SIU Edwardsville	30/45	58/49	88-94	(6)	30-58/35-60	.517/.583	13-26/10-22	.500/.455	15-18/14-16	.833/.875	27/28 (1)	20/19	15/13	2/2	5/4	19/16
UT Martin	17/33	41/25	74-69	+5	26-60/24-72	.433/.333	10-29/8-35	.345/.229	12-19/13-19	.632/.684	45/44 +1	14/4	24/18	1/4	7/7	19/19
Austin Peay	20/37	40/41	60-78	(18)	19-46/31-59	.413/.525	2-14/8-21	.143/.381	20-29/8-9	.690/.889	29/31 (2)	6/14	17/14	1/3	6/8	15/20
Murray State	38/46	29/39	67-85	(18)	24-55/33-63	.436/.524	7-22/9-27	.318/.333	12-15/10-16	.800/.625	25/41 (16)	9/21	9/7	2/1	6/4	17/14
Morehead State	28/30	41/43	69-73	(4)	29-63/24-53	.460/.453	6-18/11-25	.333/.440	5-9/14-19	.556/.737	38/28 +10	13/19	11/10	4/9	7/3	27/13
Eastern Kentucky																
SIU Edwardsville																
Eastern Illinois																
Belmont																
Tennessee State																
Tennessee Tech																
Jacksonville State																
UT Martin																
Eastern Illinois																
Austin Peay																
Murray State																
Tennessee State																
Belmont																

Points in the Paint, Second Chance Points, Points Off Turnovers, Fastbreak Points, Bench Points

Opponent	W/L	POINTS IN THE PAINT		2ND CHANCE POINTS		POINTS OFF TURNOVERS		FAST BREAK POINTS		BENCH POINTS	
		SEMO	OPP	SEMO	OPP	SEMO	OPP	SEMO	OPP	SEMO	OPP
Saint Louis	L	26	34	6	22	12	23	18	17	23	24
Bradley	L	24	22	11	7	15	17	2	10	16	16
Quincy	W	36	32	10	12	12	11	8	2	58	22
Jacksonville	W	30	40	17	8	10	15	11	13	36	19
UT Chattanooga	W	32	10	2	2	8	12	23	4	19	7
South Alabama	L	28	24	14	3	4	18	6	19	23	24
Missouri S&T	W	36	30	11	13	15	13	6	4	27	6
Western Illinois	L	22	24	2	8	9	10	2	0	25	5
Mississippi Valley State	W	28	22	12	13	17	12	4	4	27	22
Southern Illinois	L	16	32	9	13	14	14	2	0	33	3
The Citadel	L	32	38	11	9	11	27	15	17	35	29
Florida State	L	12	48	5	16	15	20	5	14	21	43
Abilene Christian	L	22	28	1	4	18	19	0	0	14	4
SIU Edwardsville	L	26	36	15	10	16	17	6	11	15	10
UT Martin	W	32	28	9	13	16	20	10	2	20	38
Austin Peay	L	28	28	11	14	9	22	6	0	16	18
Murray State	L	20	36	4	19	11	13	2	6	37	34
Morehead State	L	36	22	5	13	14	5	0	0	23	8
Eastern Kentucky											
SIU Edwardsville											
Eastern Illinois											
Belmont											
Tennessee State											
Tennessee Tech											
Jacksonville State											
UT Martin											
Eastern Illinois											
Austin Peay											
Murray State											
Tennessee State											
Belmont											

YOUR REDHAWKS

2018-19 BASKETBALL NOTES

Game-by-Game Leaders

Opponent	W/L	Score	Points	Rebounds	Assists	Blocks	Steals
Saint Louis	L	65-75	Brewer - 18	Brewer - 7	Caldwell - 4	Gable - 1	Brewer - 2
Bradley	L	57-68	Tolbert - 13	Brewer, Tolbert - 8	Dalton, Brewer - 3	Tolbert, McGlothan - 1	Caldwell, McGlothan, Laros - 1
Quincy	W	102-66	Caldwell - 15	Brewer, Tolbert - 4	Kao - 4	Gable, Brewer - 1	Cuffee - 2
Jacksonville	W	77-71	Caldwell - 17	Hogan, Brewer - 7	Brewer - 6	Tolbert, Caldwell, McGlothan - 1	Caldwell, Laros - 1
UT Chattanooga	W	63-42	Hogan - 15	Tolbert - 10	Brewer - 4	Hogan - 2	Tolbert, Caldwell - 2
South Alabama	L	79-58	Tolbert - 11	Laros - 9	Dalton - 7	Gable, McGlothan - 1	Hogan, Dalton, Brewer, Russell - 1
Missouri S&T	W	72-69	Brewer - 20	Brewer - 11	Caldwell - 4	Caldwell, McGlothan - 1	Caldwell - 3
Western Illinois	L	63-70	Hogan - 18	Tolbert - 10	Hogan, Caldwell - 3	Caldwell - 2	Brewer - 2
Mississippi Valley State	W	77-57	Hogan - 25	Tolbert - 11	Hogan, Dalton - 4	McGlothan - 4	Gable, Tolbert, Hogan, Dalton, Caldwell, Russell, McGlothan - 1
Southern Illinois	L	73-83	Brewer - 17	Laros - 5	Dalton - 4	Gable - 2	Dalton, Brewer - 2
The Citadel	L	74-86	Brewer - 24	Tolbert - 7	Dalton, Caldwell - 3	Brewer, McGlothan, Laros - 2	Hogan, Caldwell, Lewis - 1
Florida State	L	68-85	Brewer - 16	Tolbert - 5	Dalton - 5	Tolbert - 1	Hogan, Brewer - 2
Abilene Christian	L	68-70	Brewer - 15	McGlothan - 5	Dalton - 7	Tolbert, McGlothan, Laros - 1	Tolbert, Hogan, Brewer, McGlothan - 1
SIU Edwardsville	L	88-94	Hogan - 18	Gable - 6	Dalton - 8	Tolbert, Russell - 1	Gable, Tolbert, Hogan, Caldwell, McGlothan - 1
UT Martin	W	74-69 ^{OT}	Gable - 28	Gable, Tolbert, Hogan - 7	Dalton, Russell - 5	Tolbert - 1	Hogan, Dalton - 2
Austin Peay	L	60-78	Hogan - 16	Tolbert - 10	Brewer - 2	McGlothan - 1	Brewer, Caldwell - 2
Murray State	L	67-85	Brewer - 13	Gable, Tolbert, Hogan, Kao, McGlothan - 3	Dalton, Lewis - 3	Russell, McGlothan - 1	Brewer - 2
Morehead State	L	69-73	Gable - 20	Tolbert - 8	Hogan, Brewer, Lewis - 3	Tolbert - 2	McGlothan, Laros - 2
Eastern Kentucky							
SIU Edwardsville							
Eastern Illinois							
Belmont							
Tennessee State							
Tennessee Tech							
Jacksonville State							
UT Martin							
Eastern Illinois							
Austin Peay							
Murray State							
Tennessee State							
Belmont							

Game-by-Game Starters

Opponent	W/L	Score	Guard	Guard	Guard	Forward	Forward/Center	First Man Off the Bench
Saint Louis	L	65-75	Dalton	Hogan	Brewer	Gable	Tolbert, F	McGlothan, 7 pts., 6 reb., 26 min.
Bradley	L	57-68	Dalton	Hogan	Brewer	Gable	Tolbert, F	McGlothan, 3 pts., 3 reb., 16 min.
Quincy	W	102-66	Dalton	Hogan	Brewer	Gable	Tolbert, F	Caldwell, 15 pts., 3 reb., 2 assists, 21 min.
Jacksonville	W	77-71	Dalton	Hogan	Brewer	Gable	Tolbert, F	Laros, 11 pts., 8 reb., 1 steal, 19 min.
UT Chattanooga	W	63-42	Dalton	Hogan	Brewer	Gable	Tolbert, F	Caldwell, 7 pts., 3 reb., 19 min.
South Alabama	L	58-79	Dalton	Hogan	Brewer	Gable	Tolbert, F	McGlothan, 7 pts., 5 reb., 23 min.
Missouri S&T	W	72-69	Dalton	Hogan	Brewer	Gable	Tolbert, F	McGlothan, 9 pts., 9 reb., 27 min.
Western Illinois	L	63-70	Dalton	Hogan	Brewer	Gable	Tolbert, F	Caldwell, 11 pts., 3 assists, 2 blocks, 17 min.
Mississippi Valley State	W	77-57	Dalton	Hogan	Brewer	Gable	Tolbert, F	McGlothan, 11 pts., 8 reb., 3 assists, 4 blocks, 27 min.
Southern Illinois	L	73-83	Dalton	Russell	Brewer	Gable	Tolbert, F	McGlothan, 7 pts., 2 reb., 17 min.
The Citadel	L	74-86	Dalton	Hogan	Brewer	Gable	Tolbert, F	Russell, 8 pts., 5 reb., 2 assists, 18 min.
Florida State	L	68-85	Dalton	Hogan	Brewer	Gable	Tolbert, F	Laros, 2 reb., 10 min.
Abilene Christian	L	68-70	Dalton	Hogan	Brewer	Gable	Tolbert, F	McGlothan, 5 reb., 18 min.
SIU Edwardsville	L	88-94	Dalton	Hogan	Russell	Gable	Tolbert, F	Caldwell, 4 pts., 4 assists, 21 min.
UT Martin	W	74-69 ^{OT}	Dalton	Hogan	Russell	Gable	Tolbert, F	Laros, 2 reb., 17 min.
Austin Peay	L	60-78	Dalton	Hogan	Caldwell	Gable	Tolbert, F	McGlothan, 1 reb., 19 min.
Murray State	L	67-85	Dalton	Hogan	Caldwell	Gable	Tolbert, F	McGlothan, 4 pts., 3 reb., 20 min.
Morehead State	L	69-73	Caldwell	Hogan	Brewer	Gable	Tolbert, F	Dalton, 6 pts., 3 reb., 21 min.
Eastern Kentucky								
SIU Edwardsville								
Eastern Illinois								
Belmont								
Tennessee State								
Tennessee Tech								
Jacksonville State								
UT Martin								
Eastern Illinois								
Austin Peay								
Murray State								
Tennessee State								
Belmont								

Starting Lineup Combinations

Record	Guard	Guard	Guard	Forward	Forward/Center
5-7	Dalton	Hogan	Brewer	Gable	Tolbert, F
0-1	Dalton	Russell	Brewer	Gable	Tolbert, F
1-1	Dalton	Hogan	Russell	Gable	Tolbert, F
0-2	Dalton	Hogan	Caldwell	Gable	Tolbert, F
0-1	Caldwell	Hogan	Brewer	Gable	Tolbert, F

YOUR REDHAWKS

2018-19 BASKETBALL NOTES

	Score	FG-A	Pct.	3FG-A	Pct.	FT-A	Pct.	OFF	DEF	Total	E	A	TO	B	S
Southeast Missouri	L, 65-75	25-58	.431	7-17	.412	8-10	.800	6	25	31	28	14	16	1	4
Saint Louis		26-54	.481	4-25	.160	19-33	.576	11	28	39	15	16	14	4	9
Southeast Missouri	L, 57-68	18-57	.316	4-23	.174	17-25	.680	14	26	40	28	9	15	2	3
Bradley		19-49	.388	8-23	.348	22-32	.688	9	28	37	23	14	13	6	9
Southeast Missouri	W, 102-66	39-62	.629	14-28	.500	10-14	.714	6	28	34	21	22	7	2	7
Quincy		23-62	.371	5-21	.238	15-20	.750	12	19	31	14	11	12	2	2
Southeast Missouri	W, 77-71	26-65	.400	9-25	.360	16-20	.800	17	32	49	14	14	15	3	2
Jacksonville		31-72	.431	6-28	.214	3-5	.600	11	24	35	20	21	11	8	7
Southeast Missouri	W, 63-42	25-56	.446	5-17	.294	8-10	.800	7	36	43	16	10	17	3	5
UT Chattanooga		15-59	.254	6-36	.167	6-10	.600	9	25	34	14	7	13	0	4
Southeast Missouri	L, 58-79	21-62	.339	6-28	.214	10-16	.625	16	30	46	17	13	15	2	4
South Alabama		27-57	.474	13-34	.382	12-21	.571	4	28	32	18	19	8	4	6
Southeast Missouri	W, 72-69	29-59	.492	8-24	.333	6-13	.462	11	30	41	18	12	22	2	11
Missouri S&T		24-60	.400	8-26	.308	13-19	.684	11	22	33	12	9	16	1	8
Southeast Missouri	L, 63-70	23-66	.348	9-31	.290	8-10	.800	11	25	36	17	14	10	4	8
Western Illinois		24-52	.462	8-20	.400	14-17	.824	7	32	39	12	11	14	4	3
Southeast Missouri	W, 77-57	29-67	.433	12-29	.414	7-13	.538	13	31	44	26	15	12	9	7
Mississippi Valley State		18-58	.310	2-15	.133	19-34	.559	18	26	44	9	8	14	3	6
Southeast Missouri	L, 73-83	27-60	.450	14-36	.389	5-10	.500	9	19	28	20	14	11	2	5
Southern Illinois		28-54	.519	9-21	.429	18-22	.818	9	28	37	17	21	10	5	4
Southeast Missouri	L, 74-86	29-66	.439	12-34	.353	4-11	.364	8	34	42	19	16	15	6	3
The Citadel		30-67	.448	11-36	.306	15-20	.750	7	34	41	11	16	10	5	5
Southeast Missouri	L, 68-85	25-59	.424	14-37	.378	4-10	.400	7	21	28	21	14	11	1	6
Florida State		31-62	.500	7-26	.269	16-25	.640	17	29	46	13	15	15	5	6
Southeast Missouri	L, 68-70	24-49	.490	11-24	.458	9-13	.692	4	26	30	27	14	23	3	4
Abilene Christian		23-50	.460	4-15	.267	20-28	.714	5	24	29	16	12	14	5	9
Southeast Missouri	L, 88-94	30-58	.517	13-26	.500	15-18	.833	10	17	27	19	20	15	2	5
SIU Edwardsville		35-60	.583	10-22	.455	14-16	.875	10	18	28	16	19	13	2	4
Southeast Missouri	W, 75-69 ^{OT}	26-60	.433	10-29	.345	12-19	.632	9	36	45	19	14	24	1	7
UT Martin		24-72	.333	8-35	.229	13-19	.684	14	30	44	19	4	18	4	7
Southeast Missouri	L, 60-78	19-46	.413	2-14	.143	20-29	.690	12	17	29	15	6	17	1	6
Austin Peay		31-59	.525	8-21	.381	8-9	.889	11	20	31	20	14	14	3	8
Southeast Missouri	L, 67-85	24-55	.436	7-22	.318	12-15	.800	7	18	25	17	9	9	2	6
Murray State		33-63	.524	9-27	.333	10-16	.625	14	27	41	14	21	7	1	4
Southeast Missouri	L, 69-73	29-63	.460	6-18	.333	5-9	.556	15	23	38	27	13	11	4	7
Morehead State		24-53	.453	11-25	.440	14-19	.737	8	20	28	13	19	10	9	3
Southeast Missouri															
Eastern Kentucky															
Southeast Missouri															
SIU Edwardsville															
Southeast Missouri															
Eastern Illinois															
Southeast Missouri															
Belmont															
Southeast Missouri															
Tennessee State															
Southeast Missouri															
Tennessee Tech															
Southeast Missouri															
Jacksonville State															
Southeast Missouri															
UT Martin															
Southeast Missouri															
Eastern Illinois															
Southeast Missouri															
Austin Peay															
Southeast Missouri															
Murray State															
Southeast Missouri															
Tennessee State															
Southeast Missouri															
Belmont															

YOUR REDHAWKS

2018-19 BASKETBALL NOTES

GAME-BY-GAME LEADERS SUMMARY (# OF GAMES)

Points	
Ledarrius Brewer.....	7
Skyler Hogan.....	5
Sage Tolbert.....	2
Alex Caldwell.....	2
Isaiah Gable.....	2

Rebounds	
Sage Tolbert.....	11
Ledarrius Brewer.....	4
Mark Laros.....	3
Isaiah Gable.....	3
Gabe McGlothan.....	2
Skyler Hogan.....	2
Oscar Kao.....	1

Assists	
Jonathan Dalton.....	10
Ledarrius Brewer.....	5
Alex Caldwell.....	3
Skyler Hogan.....	3
Donnie Lewis.....	1
Oscar Kao.....	1
Nygal Russell.....	1

Blocks	
Gabe McGlothan.....	9
Sage Tolbert.....	7
Isaiah Gable.....	4
Alex Caldwell.....	3
Ledarrius Brewer.....	2
Mark Laros.....	2
Nygal Russell.....	2
Skyler Hogan.....	1

Steals	
Alex Caldwell.....	8
Ledarrius Brewer.....	8
Skyler Hogan.....	7
Gabe McGlothan.....	5
Sage Tolbert.....	4
Jonathan Dalton.....	4
Mark Laros.....	3
Nygal Russell.....	2
Isaiah Gable.....	2
Khalil Cuffee.....	1
Donnie Lewis.....	1

Dunks (# for 2018-19 Season)	
Sage Tolbert.....	7
Ledarrius Brewer.....	7
Gabe McGlothan.....	7
Nygal Russell.....	3
Mark Laros.....	2
Khalil Cuffee.....	1
Skyler Hogan.....	1
Isaiah Gable.....	1
Alex Caldwell.....	1

Games Played/Started		
	2018-19	Career
Jonathan Dalton	18/17	79/48
Ledarrius Brewer	16/14	47/41
Donnie Lewis	15/0	46/2
Mark Laros	18/0	45/7
Isaiah Gable	18/18	33/18
Sage Tolbert	18/18	18/18
Skyler Hogan	18/17	18/17
Nygal Russell	18/3	18/3
Gabe McGlothan	18/0	18/0
Alex Caldwell	17/3	17/3
Oscar Kao	11/0	11/0
Khalil Cuffee	9/0	9/0

CAREER LEDGER

Double-Digit Point Games		
	2018-19	Career
Ledarrius Brewer.....	12	34
Skyler Hogan.....	13	13
Jonathan Dalton.....	2	7
Alex Caldwell.....	5	5
Isaiah Gable.....	5	5
Mark Laros.....	3	5
Sage Tolbert.....	2	2
Nygal Russell.....	2	2
Khalil Cuffee.....	1	1
Gabe McGlothan.....	1	1

Double-Digit Rebound Games		
	2018-19	Career
Sage Tolbert.....	4	4
Ledarrius Brewer.....	1	2
Isaiah Gable.....	-	1

20+ Point Games		
	2018-19	Career
Ledarrius Brewer.....	2	6
Isaiah Gable.....	2	2
Skyler Hogan.....	1	1

8+ Rebound Games		
	2018-19	Career
Sage Tolbert.....	6	6
Mark Laros.....	2	5
Ledarrius Brewer.....	2	4
Gabe McGlothan.....	2	2
Isaiah Gable.....	-	1

5+ Assist Games		
	2018-19	Career
Jonathan Dalton.....	5	8
Ledarrius Brewer.....	1	1
Nygal Russell.....	1	1

3+ Steal Games		
	2018-19	Career
Jonathan Dalton.....	-	5
Alex Caldwell.....	1	1


Double-Doubles		
	2018-19	Career
Ledarrius Brewer.....	1	2
Sage Tolbert.....	1	1

SOUTHEAST MISSOURI'S 2018-19 RECORD:

At Home.....	3-5
On the Road.....	1-7
At Neutral Sites.....	2-0
In Ohio Valley Conference Games.....	1-4
In November.....	4-3
In December.....	1-5
In January.....	1-4
In February.....	0-0
In March.....	0-0
Leading at the Half.....	5-1
Trailing at the Half.....	1-9
Tied at the Half.....	0-2
In Overtime Games.....	0-0
The Redhawks Score First.....	2-6
In 1-4 Point Games.....	1-2
In 5-9 Point Games.....	2-2
In 10-14 Point Games.....	0-4
In 15+ Point Games.....	3-4
Leading with Five Minutes Left in Regulation.....	5-0
Trailing with Five Minutes Left in Regulation.....	1-12
Tied with Five Minutes Left in Regulation.....	0-0
Scoring Less than 50 Points.....	0-0
Scoring 50-59 Points.....	0-2
Scoring 60-69 Points.....	2-6
Scoring 70-79 Points.....	3-3
Scoring 80-89 Points.....	0-1
Scoring 90-99 Points.....	0-0
Scoring 100 or more Points.....	1-0
Giving up Less Than 50 Points.....	1-0
Giving up 50-59 Points.....	1-0
Giving up 60-69 Points.....	2-1
Giving up 70-79 Points.....	2-6
Giving up 80-89 Points.....	0-4
Giving up 90-99 Points.....	0-1
Giving up 100 or more Points.....	0-0
Shooting 50% or Better from the Field.....	1-1
Shooting Less Than 50% from the Field.....	5-11
Opponent Shoots 50% or Better from the Field.....	0-5
Opponent Shoots Less Than 50% from the Field.....	6-7
Outshooting Opponent.....	5-2
Outshot by Opponent.....	1-10
Field Goal Percentage is Tied.....	0-0
Shooting 50% or Better from 3-Point Range.....	1-1
Shooting Less Than 50% from 3-Point Range.....	5-11
Opponent Shoots 50% or Better from 3-Point Range.....	0-0
Opponent Shoots Less Than 50% from 3-Point Range.....	6-12
Shooting 50% or Better from the Free Throw Line.....	5-10
Shooting Less Than 50% from the Free Throw Line.....	1-2
Opponent Shoots 50% or Better from the Free Throw Line.....	6-12
Opponent Shoots Less Than 50% from the Free Throw Line.....	0-0
Shooting More Free Throws Than Opponent.....	1-3
Shooting Less Free Throws Than Opponent.....	3-9
Free Throws are Tied.....	2-0
Southeast's Starters Outscore Opponent's Starters.....	3-1
Opponent's Starters Outscore Southeast's Starters.....	2-11
Starter Scoring is Tied.....	1-0
Bench Outscores Opponent.....	5-8
Opponent Bench Outscores Southeast.....	1-4
Bench Scoring is Tied.....	0-0
Bench Contributes Double Figures in Points.....	5-12
No Redhawk Players Score Double Figures.....	0-0
Two Redhawk Players Score Double Figures.....	2-7
3+ Redhawk Players Score Double Figures.....	4-4
Outrebounding an Opponent.....	5-5
Opponent Outrebounds Southeast.....	0-7
Rebounds are Tied.....	1-0
Getting 10+ Assists.....	7-8
Getting 10+ Steals.....	1-0
Getting 5+ Blocks.....	1-1
Forcing more Turnovers than Opponent.....	2-2
Committing more Turnovers than Opponent.....	4-10
Turnovers are Tied.....	0-0

YOUR REDHAWKS

2018-19 BASKETBALL NOTES



► Guard
► Sophomore (2) ► 6-5 ► 200
► Meridian, Miss.
► Meridian H.S.



25

LEDARRUS BREWER

Preseason All-Ohio Valley Conference selection.

2018-19: Missed the Redhawks first two Ohio Valley Conference games due to a hip injury...Returned to the court and scored six points in 22 minutes off the bench vs. Austin Peay (1/10)...Dropped in eight points in his first OVC start of the season at Morehead State (1/17)...Scored double figures in 12 games...Leads the team in scoring with 12.7 points per game...Is third with 26 three-pointers made, first with 17 steals, second with 4.9 rebounds per game and third with 32 assists...Finished as Southeast Missouri's top scorer in seven contests...Ranks 19th in the Ohio Valley Conference in scoring, tied for 14th in defensive rebounds (4.1) and 28th in minutes played (27.6)...Pitched in 18 points, grabbed seven rebounds and collected two steals in season-opener at Saint Louis (11/6)...Turned in a double-double 20 points and career-high 11 rebounds, and made three free throws in the final seven seconds to give the Redhawks a 72-69 win over Missouri S&T (11/27)...Became the first SEMO player to score 20 points in a game this season...Notched a season-high 24 points and buried five 3-pointers at The Citadel (12/15).

2018-19 SEASON HIGHS

Points	24	at The Citadel (12/15/18)
Total Rebounds	11	vs. Missouri S&T (11/27/18)
Offensive	3	2x, last at Morehead State (1/17/19)
Defensive	11	vs. Missouri S&T (11/27/18)
FG Made	9	at The Citadel (12/15/18)
FG Attempted.....	19	vs. Jacksonville (11/16/18)
3-Point FG Made.....	5	at The Citadel (12/15/18)
3-Point FG Attempted.....	10	at The Citadel (12/15/18)
FT Made.....	4	2x, last vs. Austin Peay (1/10/19)
FT Attempted.....	6	at Bradley (11/10/18)
Assists	6	vs. Jacksonville (11/16/18)
Blocks.....	2	at The Citadel (12/15/18)
Steals.....	2	6x, last vs. Murray State (1/12/19)
Minutes	34	vs. Missouri S&T (11/27/18)

BREWER'S GAME-BY-GAME STATISTICS

2018-19	FG	3P	FT	O/D	REB	F	PTS	A	TO	B	S	M
at Saint Louis*	7-17	2-7	2-2	0/7	7	5	18	2	3	0	2	33
at Bradley*	3-15	1-8	4-6	1/7	8	2	11	3	2	0	0	33
Quincy*	4-9	2-5	0-1	0/4	4	1	10	2	1	1	0	18
vs. Jacksonville*	7-19	2-8	0-1	2/5	7	1	16	6	4	0	0	31
vs. UT Chattanooga*	5-11	0-2	1-2	1/6	7	1	11	4	2	0	0	26
at South Alabama*	3-12	2-7	2-2	1/6	7	2	10	0	8	0	1	29
Missouri S&T*	7-13	3-6	3-3	0/11	11	3	20	1	5	0	2	34
Western Illinois*	1-13	1-7	0-0	0/3	3	4	3	1	3	0	2	29
at Miss. Valley St.*	2-9	1-6	0-2	0/3	3	5	5	0	0	0	0	15
Southern Illinois*	6-15	2-9	3-4	1/2	3	5	17	1	1	0	2	31
at The Citadel*	9-17	5-10	1-2	1/2	3	1	24	2	4	2	0	32
at Florida State*	6-13	2-7	2-2	0/4	4	3	16	3	0	0	2	23
Abilene Christian*	6-11	3-6	0-0	0/3	3	2	15	1	5	0	1	32
at SIU Edwardsville	DNP	-	-	-	-	-	-	-	-	-	-	-
UT Martin	DNP	-	-	-	-	-	-	-	-	-	-	-
Austin Peay	1-5	0-3	4-4	3/1	4	2	6	2	1	0	2	22
Murray State	5-10	0-2	3-3	0/1	1	3	13	1	0	0	2	23
at Morehead State*	4-12	0-2	0-0	3/1	4	2	8	3	4	1	1	30
at Eastern Kentucky												
SIU Edwardsville												
Eastern Illinois												
at Belmont												
at Tennessee State												
Tennessee Tech												
Jacksonville State												
at UT Martin												
at Eastern Illinois												
at Austin Peay												
at Murray State												
Tennessee State												
Belmont												

* - Game Started

CAREER HIGHS

Points	34	vs. Eastern Illinois (2/17/18)
Total Rebounds	11	vs. Missouri S&T (11/27/18)
Offensive	3	2x, last at Morehead State (1/17/19)
Defensive	11	vs. Missouri S&T (11/27/18)
FG Made	11	vs. Eastern Illinois (2/17/18)
FG Attempted.....	19	vs. Jacksonville (11/16/18)
3-Point FG Made.....	7	vs. Eastern Illinois (2/17/18)
3-Point FG Attempted.....	12	vs. Tennessee State (12/31/17)
FT Made.....	11	vs. SIU Edwardsville (2/17/18)
FT Attempted.....	13	vs. SIU Edwardsville (2/17/18)
Assists	6	vs. Jacksonville (11/16/18)
Blocks.....	3	vs. Tennessee State (12/31/17)
Steals.....	2	11x, last vs. Murray State (1/12/19)
Minutes	38	at Austin Peay (1/6/18)

CAREER STATISTICS AT SOUTHEAST MISSOURI

Overall																			
Season	G-GS	Min	Avg	FG-FGA	Pct	3FG-3FGA	Pct	FT-FTA	Pct	Off	Def	Tot	Avg	PF	FO	A	TO	Blk	Stl
2017-18	31-27	912	29.4	152-362	.420	71-196	.362	74-100	.740	14	104	118	3.8	66	3	40	57	16	29
2018-19	16-14	441	27.6	76-201	.378	26-95	.274	25-34	.735	13	66	79	4.9	42	3	32	43	4	17
Total	47-41	1353	28.8	228-563	.405	97-291	.333	99-134	.739	27	170	197	4.2	108	6	72	100	20	46
Ohio Valley Conference Games Only																			
Season	G-GS	Min	Avg	FG-FGA	Pct	3FG-3FGA	Pct	FT-FTA	Pct	Off	Def	Tot	Avg	PF	FO	A	TO	Blk	Stl
2017-18	18-18	570	31.7	98-224	.438	47-132	.356	56-75	.747	8	66	74	4.1	34	1	19	36	11	16
2018-19	3-1	75	25.0	10-27	.370	0-7	.000	7-7	1.000	6	3	9	3.0	7	0	6	5	1	5
Total	21-19	645	30.7	108-251	.430	47-139	.338	63-82	.768	14	69	83	4.0	41	1	25	41	12	21

YOUR REDHAWKS

2018-19 BASKETBALL NOTES



► Guard
► Freshman (1) ► 6-0 ► 170
► Columbia, S.C.
► Wilson H.S.



ALEX CALDWELL

2018-19: Missed the Abilene Christian (12/21) game due to a concussion... Averages 8.2 points per game and is fourth on the team with 23 three-pointers made...Ranks third on the team in scoring and is second with 33 assists...Is second on the team in free throw shooting with a 81.3 percent (26-of-32) clip...Ranks second on the team with 16 steals through 17 games... Is 12th in the Ohio Valley Conference in 3-point field goal percentage (390)... Dropped in 14 points in his first career NCAA Division I game at Saint Louis (11/6)...Went a near-perfect 5-of-6 at the free throw line in 19 minutes of that contest...Led the Redhawks with 15 points on five 3-pointers vs. Quincy (11/12)...Followed that up with a season-high 17 points vs. Jacksonville (11/16)...Matched a season-high 17 points vs. UT Martin (1/5) with all of his points in the second half...Also made a 3-pointer that gave the Redhawks a one-point lead with 1:54 left in regulation against the Skyhawks before the game went to overtime...Scored double figures in six games as a Redhawk... Scored eight points in his first career start vs. Austin Peay (1/10)...Started the last two games...Scored eight points in his first career start vs. Austin Peay (1/10).

Prep: Named to the USA Today High School Sports American Family Insurance ALL-USA South Carolina Boys Basketball Team in 2017-18...Was the state's Class 4A Player of the Year who averaged 22 points, seven assists and five rebounds leading Wilson High School (20-4) to the Class 4A state final as a senior...Duke signee and McDonald's All-American Zion Williamson joined Caldwell on the ALL-USA First-Team...Garnered Class 4A All-State honors...ESPN Top-30 point guard...Averaged 14 points, nine assists, five rebounds and 2.5 steals per game as a junior...Played in the South Carolina State Showcase and was a member of the All-Hoop Zone Team...The Tigers (21-1) also made the Class 4A state final in 2016-17...Scored over 1,000 points in his high school career.

CALDWELL'S GAME-BY-GAME STATISTICS

2018-19	FG	3P	FT	O/D	REB	E	PTS	A	TO	B	S	M
at Saint Louis	4-7	1-2	5-6	0/2	2	4	14	4	1	0	0	19
at Bradley	3-7	0-1	0-0	1/2	3	2	6	1	2	0	1	18
Quincy	5-7	5-6	0-0	1/2	3	1	15	2	2	0	1	21
vs. Jacksonville	5-6	3-3	4-4	1/3	4	1	17	2	1	1	1	24
vs. UT Chattanooga	3-6	0-2	1-1	0/3	3	2	7	1	0	0	2	19
at South Alabama	1-8	0-3	0-0	1/2	3	0	2	1	0	0	0	20
Missouri S&T	3-7	1-4	0-0	0/0	0	2	7	4	1	1	3	16
Western Illinois	4-12	1-6	2-2	0/3	3	1	11	3	1	2	1	17
at Miss. Valley St.	2-5	1-3	3-3	1/1	2	1	8	0	1	0	1	20
Southern Illinois	3-5	3-5	0-1	2/2	4	3	9	2	3	0	0	15
at The Citadel	6-10	2-6	0-2	0/1	1	3	14	3	1	0	1	24
at Florida State	2-8	1-5	0-0	1/1	2	3	5	3	0	0	0	17
Abilene Christian	DNP	-	-	-	-	-	-	-	-	-	-	-
at SIU Edwardsville	1-3	0-1	2-2	0/1	1	2	4	4	1	0	1	21
UT Martin	5-8	3-4	4-5	1/4	5	2	17	1	5	0	1	39
Austin Peay*	2-6	1-3	3-4	0/0	0	2	8	1	4	0	2	23
Murray State*	1-5	1-4	2-2	0/1	1	1	5	1	1	0	1	24
at Morehead State*	0-2	0-1	0-0	0/1	1	4	0	0	0	0	0	9
at Eastern Kentucky												
SIU Edwardsville												
Eastern Illinois												
at Belmont												
at Tennessee State												
Tennessee Tech												
Jacksonville State												
at UT Martin												
at Eastern Illinois												
at Austin Peay												
at Murray State												
Tennessee State												
Belmont												

* - Game Started

2018-19 SEASON CAREER HIGHS

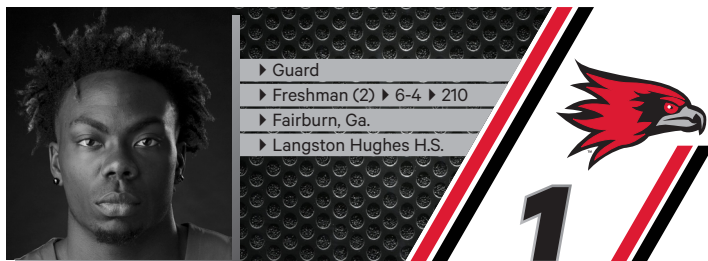
Points	17	2x, last vs. UT Martin (1/5/19)
Total Rebounds	5	vs. UT Martin (1/5/19)
Offensive	2	vs. Southern Illinois (12/8/18)
Defensive	4	vs. UT Martin (1/5/19)
FG Made	6	at The Citadel (12/15/18)
FG Attempted	12	vs. Western Illinois (12/1/18)
3-Point FG Made	5	vs. Quincy (11/12/18)
3-Point FG Attempted	6	3x, last at The Citadel (12/15/18)
FT Made	5	at Saint Louis (11/6/18)
FT Attempted	6	at Saint Louis (11/6/18)
Assists	4	3x, last at SIU Edwardsville (1/3/19)
Blocks	2	vs. Western Illinois (12/1/18)
Steals	3	vs. Missouri S&T (11/27/18)
Minutes	39	vs. UT Martin (1/5/19)

CAREER STATISTICS AT SOUTHEAST MISSOURI

Overall																	
Season	G-GS	Min	Avg	FG-FGA	Pct	3FG-3FGA	Pct	FT-FTA	Pct	Off	Def	Tot	Avg	PF	FO	A	TO
2018-19	17-3	346	20.4	50-112	.446	23-59	.390	26-32	.813	9	29	38	2.2	34	0	33	24
Ohio Valley Conference Games Only																	
Season	G-GS	Min	Avg	FG-FGA	Pct	3FG-3FGA	Pct	FT-FTA	Pct	Off	Def	Tot	Avg	PF	FO	A	TO
2018-19	5-3	116	23.2	9-24	.375	5-13	.385	11-13	.846	1	7	8	1.6	11	0	7	11

YOUR REDHAWKS

2018-19 BASKETBALL NOTES



KHALIL CUFFEE

2018-19: Saw action in nine games off the bench...Scored 12 points on 5-of-6 field goals and drained a pair of 3-pointers in just eight minutes vs. Quincy (11/12)...Pitched in double figures for the first time in his career... Made the basket that gave SEMO 100 points and followed with the bucket to put the Redhawks over 100 points in that game...Averages 3.1 points per contest.

Prep: Boasted a 14.2 points per game average as a senior at Langston Hughes High School...Averaged double figures in the scoring column each of his final three varsity seasons...Scored a career-best 18.5 points a game as a sophomore...Finished his prep career with 1,372 points, 195 three-pointers made, 261 rebounds, 136 assists, 72 steals and nine blocks...Played a total of 95 career games and shot 45 percent (470-of-1048) from the field... Left Langston Hughes as the school's all-time leading scorer...Played with the Georgia Stars AAU program.

CUFFEE'S GAME-BY-GAME STATISTICS

2018-19	FG	3P	FT	O/D	REB	E	PTS	A	TO	B	S	M
at Saint Louis	DNP	-	-	-	-	-	-	-	-	-	-	-
at Bradley	DNP	-	-	-	-	-	-	-	-	-	-	-
Quincy	5-6	2-3	0-2	0/1	1	1	12	1	2	0	2	8
vs. Jacksonville	DNP	-	-	-	-	-	-	-	-	-	-	-
vs. UT Chattanooga	1-2	0-0	0/0	0/0	0	0	3	0	0	0	0	3
at South Alabama	0-2	0-0	0/0	0/0	0	0	0	0	0	0	0	3
Missouri S&T	DNP	-	-	-	-	-	-	-	-	-	-	-
Western Illinois	DNP	-	-	-	-	-	-	-	-	-	-	-
at Miss. Valley St.	1-2	1-2	0/0	0/0	0	3	4	0	1	0	0	2
Southern Illinois	0-0	0-0	0-0	0/0	0	0	0	0	0	0	0	1
at The Citadel	DNP	-	-	-	-	-	-	-	-	-	-	-
at Florida State	2-3	2-3	0-0	0/0	0	0	6	0	0	0	0	2
Abilene Christian	0-1	0-1	0-0	0/1	1	0	0	0	0	0	0	3
at SIU Edwardsville	DNP	-	-	-	-	-	-	-	-	-	-	-
UT Martin	DNP	-	-	-	-	-	-	-	-	-	-	-
Austin Peay	0-1	0-0	0-0	0/0	0	0	0	0	0	0	0	1
Murray State	1-2	1-2	0-0	0/0	0	1	3	0	1	0	0	4
at Morehead State	DNP	-	-	-	-	-	-	-	-	-	-	-
at Eastern Kentucky	-	-	-	-	-	-	-	-	-	-	-	-
SIU Edwardsville	-	-	-	-	-	-	-	-	-	-	-	-
Eastern Illinois	-	-	-	-	-	-	-	-	-	-	-	-
at Belmont	-	-	-	-	-	-	-	-	-	-	-	-
at Tennessee State	-	-	-	-	-	-	-	-	-	-	-	-
Tennessee Tech	-	-	-	-	-	-	-	-	-	-	-	-
Jacksonville State	-	-	-	-	-	-	-	-	-	-	-	-
at UT Martin	-	-	-	-	-	-	-	-	-	-	-	-
at Eastern Illinois	-	-	-	-	-	-	-	-	-	-	-	-
at Austin Peay	-	-	-	-	-	-	-	-	-	-	-	-
at Murray State	-	-	-	-	-	-	-	-	-	-	-	-
Tennessee State	-	-	-	-	-	-	-	-	-	-	-	-
Belmont	-	-	-	-	-	-	-	-	-	-	-	-

* - Game Started

2018-19 SEASON/CAREER HIGHS


Points	12	vs. Quincy (11/12/18)
Total Rebounds	1	2x, last vs. Abilene Christian (12/21/18)
Offensive	-	-
Defensive	1	2x, last vs. Abilene Christian (12/21/18)
FG Made	5	vs. Quincy (11/12/18)
FG Attempted.....	6	vs. Quincy (11/12/18)
3-Point FG Made.....	2	2x, last at Florida State (12/17/18)
3-Point FG Attempted.....	3	2x, last at Florida State (12/17/18)
FT Made.....	1	at Mississippi Valley State (12/4/18)
FT Attempted.....	2	2x, last at Mississippi Valley State (12/4/18)
Assists	1	vs. Quincy (11/12/18)
Blocks.....	-	-
Steals.....	2	vs. Quincy (11/12/18)
Minutes	8	vs. Quincy (11/12/18)

CAREER STATISTICS AT SOUTHEAST MISSOURI

Overall																			
Season	G-GS	Min	Avg	FG-FGA	Pct	3FG-3FGA	Pct	FT-FTA	Pct	Off	Def	Tot	Avg	PF	FO	A	TO	Blk	Stl
2018-19	9-0	27	3.0	10-19	.526	7-15	.467	1-4	.250	0	2	2	0.2	5	0	1	4	0	2
Ohio Valley Conference Games Only																			
Season	G-GS	Min	Avg	FG-FGA	Pct	3FG-3FGA	Pct	FT-FTA	Pct	Off	Def	Tot	Avg	PF	FO	A	TO	Blk	Stl
2018-19	2-0	5	2.5	1-3	.333	1-2	.500	0-0	.000	0	0	0	0.0	1	0	0	1	0	3

YOUR REDHAWKS

2018-19 BASKETBALL NOTES



► Guard
► Senior (4) ► 5-10 ► 155
► New Orleans, La.
► West Jefferson H.S.
► Copiah-Lincoln CC



JONATHAN DALTON

2018-19: Leads the team and ranks 10th in the Ohio Valley Conference with 68 assists...Averages 6.3 points a game...Scored seven points, dished out three assists and grabbed two rebounds in 28 minutes during the Redhawks season-opener at Saint Louis (11/6)...Made a perfect 4-of-4 free throws and scored nine points at Bradley (11/10)...Reached 100 career rebounds vs. Quincy (11/12)...Had seven assists at South Alabama (11/19) and vs. Abilene Christian (12/21)...Tied a career-high 13 points vs. Abilene Christian (12/21)...Followed that up with 10 points in the Ohio Valley Conference opener at SIU Edwardsville (1/3)...Also had a season-high eight assists in that game...Dished out five or more assists in four of his last seven games...Converted a big 3-point play to give the Redhawks a 58-55 lead with 29 seconds left in regulation vs. UT Martin (1/5), a game which Southeast Missouri won in overtime...Ranks third in the OVC in assist/turnover ratio (2.0).

DALTON'S GAME-BY-GAME STATISTICS

2018-19	FG	3P	FT	O/D	REB	E	PTS	A	TO	B	S	M
at Saint Louis*	3-5	1-1	0-0	1/1	2	0	7	3	4	0	0	28
at Bradley*	2-3	1-2	4-4	0/1	1	3	9	3	2	0	0	24
Quincy*	2-2	1-1	2-2	0/3	3	1	7	2	0	0	1	15
vs. Jacksonville*	1-5	1-2	2-3	1/2	3	3	5	4	5	0	0	25
vs. UT Chattanooga*	1-2	1-2	2-2	0/2	2	1	5	3	1	0	1	23
at South Alabama*	1-3	0-0	0-0	0/4	4	0	2	7	1	0	1	27
Missouri S&T*	2-3	0-0	1-4	0/1	1	3	5	3	0	0	0	20
Western Illinois*	0-2	0-1	0-0	0/1	1	1	0	2	2	0	1	27
at Miss. Valley St.*	2-6	1-3	2-2	0/4	4	1	7	4	3	1	1	29
Southern Illinois*	3-4	2-3	0-0	0/0	0	2	8	4	1	0	2	31
at The Citadel*	1-3	1-2	0-0	0/4	4	4	3	3	4	0	0	18
at Florida State*	2-6	1-4	1-1	0/3	3	2	6	5	4	0	0	32
Abilene Christian*	4-7	1-3	4-5	0/3	3	2	13	7	1	0	0	34
at SIU Edwardsville*	2-6	1-3	5-5	1/2	3	1	10	8	0	0	0	34
UT Martin*	2-6	0-1	4-5	0/2	2	0	8	5	2	0	2	39
Austin Peay*	3-9	1-3	2-4	0/3	3	1	9	1	2	0	0	29
Murray State*	2-3	0-0	0-0	0/0	0	0	4	3	1	0	0	11
at Morehead State	3-6	0-0	0-1	0/3	3	4	6	1	1	0	1	21
at Eastern Kentucky												
SIU Edwardsville												
Eastern Illinois												
at Belmont												
at Tennessee State												
Tennessee Tech												
Jacksonville State												
at UT Martin												
at Eastern Illinois												
at Austin Peay												
at Murray State												
Tennessee State												
Belmont												

* - Game Started

2018-19 SEASON HIGHS

Points.....	13	vs. Abilene Christian (12/21/18)
Total Rebounds.....	4	3x, last at The Citadel (12/15/18)
Offensive.....	1	3x, last at SIU Edwardsville (1/3/19)
Defensive.....	4	3x, last at The Citadel (12/15/18)
FG Made.....	4	vs. Abilene Christian (12/21/18)
FG Attempted.....	9	vs. Austin Peay (1/10/19)
3-Point FG Made.....	2	vs. Southern Illinois (12/8/18)
3-Point FG Attempted.....	4	at Florida State (12/17/18)
FT Made.....	5	at SIU Edwardsville (1/3/19)
FT Attempted.....	5	3x, last vs. UT Martin (1/5/19)
Assists.....	8	at SIU Edwardsville (1/3/19)
Blocks.....	1	at Mississippi Valley State (12/4/18)
Steals.....	2	2x, last vs. UT Martin (1/5/19)
Minutes.....	39	vs. UT Martin (1/5/19)

CAREER HIGHS

Points.....	13	2x, last vs. Abilene Christian (12/21/18)
Total Rebounds.....	7	vs. UT Martin (2/24/18)
Offensive.....	2	6x, last at Austin Peay (1/6/18)
Defensive.....	7	vs. UT Martin (2/24/18)
FG Made.....	5	vs. Eastern Kentucky (1/13/18)
FG Attempted.....	10	at Bradley (11/18/16)
3-Point FG Made.....	2	6x, last vs. Southern Illinois (12/8/18)
3-Point FG Attempted.....	6	2x, last at Eastern Illinois (1/20/18)
FT Made.....	5	3x, last at SIU Edwardsville (1/3/19)
FT Attempted.....	7	at Jacksonville State (1/27/18)
Assists.....	10	2x, last at UT Martin (2/10/18)
Blocks.....	1	at Mississippi Valley State (12/4/18)
Steals.....	3	3x, last at UT Martin (2/10/18)
Minutes.....	44	at UT Martin (2/10/18)

CAREER STATISTICS AT SOUTHEAST MISSOURI

Overall																			
Season	G-GS	Min	Avg	FG-FGA	Pct	3FG-3FGA	Pct	FT-FTA	Pct	Off	Def	Tot	Avg	PF	FO	A	TO	Blk	Stl
2016-17	30-1	388	12.9	20-60	.333	5-21	.238	9-14	.643	6	19	25	0.8	34	0	41	32	0	11
2017-18	31-30	998	32.2	51-107	.477	19-50	.380	42-62	.677	19	50	69	2.2	61	1	168	62	0	38
2018-19	18-17	467	25.9	36-81	.444	13-31	.419	29-38	.763	3	39	42	2.3	29	0	68	34	1	10
Total	79-48	1853	23.5	107-248	.431	37-102	.363	80-114	.702	28	108	136	1.7	124	1	277	128	1	59
Ohio Valley Conference Games Only																			
Season	G-GS	Min	Avg	FG-FGA	Pct	3FG-3FGA	Pct	FT-FTA	Pct	Off	Def	Tot	Avg	PF	FO	A	TO	Blk	Stl
2016-17	16-1	201	12.6	10-21	.476	4-9	.444	4-6	.667	1	9	10	0.6	17	0	20	18	0	6
2017-18	18-18	598	33.2	36-77	.468	15-38	.395	23-36	.639	10	31	41	2.3	37	1	101	38	0	22
2018-19	5-4	134	26.8	12-30	.400	2-7	.286	11-15	.733	1	10	11	2.2	6	0	18	6	0	3
Total	39-23	933	23.9	58-128	.453	21-54	.389	38-57	.667	12	50	62	1.6	60	1	139	62	0	31

YOUR REDHAWKS

2018-19 BASKETBALL NOTES



► Forward
► Sophomore (2) ► 6-7 ► 195
► Greenville, Ohio
► Greenville H.S.



13

ISAIAH GABLE

2018-19: Scored double figures for the first time in his career when he knocked down a career-high three 3-pointers en route to finishing with 11 points at Mississippi Valley State (12/4)...Averages 8.4 points and 3.1 rebounds a game as Southeast Missouri's fourth-leading scorer...Ranks second on the team with 30 three-pointers made...Started all 18 contests...Made first career start at Saint Louis (11/6)...Scored six points, knocked down two 3-pointers and had a block in 20 minutes of action...Pulled down four rebounds at Bradley (11/10)...Followed that up with seven points in 25 minutes vs. Quincy (11/12)...Posted a career-high 17 points in his first career Ohio Valley Conference start at SIU Edwardsville (1/3)...Scored a career-high 28 points, knocked down four 3-pointers and grabbed seven rebounds vs. UT Martin (1/5)...Matched a season-high four 3-pointers and scored 20 points at Morehead State (1/17)...Stands 11th in the OVC with 15.8 points per game in conference play...Scored double figures in four of his last five starts.

GABLE'S GAME-BY-GAME STATISTICS

2018-19	FG	3P	FT	O/D	REB	E	PTS	A	TO	B	S	M
at Saint Louis*	2-6	2-5	0-0	0/1	1	3	6	1	1	1	0	20
at Bradley*	0-4	0-2	0-2	1/3	4	3	0	0	2	0	0	16
Quincy*	2-4	1-3	2-2	0/3	3	2	7	3	0	1	1	25
vs. Jacksonville*	0-2	0-2	2-2	0/3	3	1	2	1	1	0	0	18
vs. UT Chattanooga*	2-5	0-2	2-2	0/4	4	2	6	1	2	0	0	24
at South Alabama*	2-6	2-6	0-1	0/4	4	3	6	0	0	1	0	16
Missouri S&T*	1-7	1-5	0-0	0/2	2	0	3	0	1	0	1	15
Western Illinois*	2-4	2-4	0-0	1/0	1	1	6	2	1	0	0	21
at Miss. Valley St.*	4-8	3-6	0-0	0/2	2	3	11	2	0	0	1	21
Southern Illinois*	3-6	2-5	0-0	0/4	4	1	8	2	1	2	1	25
at The Citadel*	1-6	0-4	0-0	2/3	5	2	2	1	3	0	0	21
at Florida State*	3-6	2-5	0-0	0/1	1	4	8	1	0	0	0	27
Abilene Christian*	2-3	1-2	2-2	0/1	1	4	7	2	5	0	0	21
at SIU Edwardsville*	5-11	3-7	4-4	1/5	6	2	17	0	1	0	1	29
UT Martin*	11-17	4-9	2-4	2/5	7	3	28	0	3	0	0	40
Austin Peay*	0-1	0-1	3-3	0/1	1	2	3	0	2	0	0	14
Murray State*	3-5	3-4	2-2	1/2	3	2	11	0	2	0	0	28
at Morehead State*	8-14	4-9	0-0	0/3	3	3	20	0	0	0	1	29
at Eastern Kentucky												
SIU Edwardsville												
Eastern Illinois												
at Belmont												
at Tennessee State												
Tennessee Tech												
Jacksonville State												
at UT Martin												
at Eastern Illinois												
at Austin Peay												
at Murray State												
Tennessee State												
Belmont												

* - Game Started

2018-19 SEASON HIGHS

Points	28	vs. UT Martin (1/5/19)
Total Rebounds	7	vs. UT Martin (1/5/19)
Offensive	2	2x, last vs. UT Martin (1/5/19)
Defensive	5	2x, last vs. UT Martin (1/5/19)
FG Made	11	vs. UT Martin (1/5/19)
FG Attempted	17	vs. UT Martin (1/5/19)
3-Point FG Made	4	2x, last at Morehead State (1/17/19)
3-Point FG Attempted	9	2x, last at Morehead State (1/17/19)
FT Made	4	at SIU Edwardsville (1/3/19)
FT Attempted	4	2x, last vs. UT Martin (1/5/19)
Assists	3	vs. Quincy (11/12/18)
Blocks	2	vs. Southern Illinois (12/8/18)
Steals	1	6x, last at Morehead State (1/17/19)
Minutes	40	vs. UT Martin (1/5/19)

CAREER HIGHS


Points	28	vs. UT Martin (1/5/19)
Total Rebounds	10	vs. Hannibal-LaGrange (11/28/17)
Offensive	4	vs. UT Martin (2/24/18)
Defensive	10	vs. Hannibal-LaGrange (11/28/17)
FG Made	11	vs. UT Martin (1/5/19)
FG Attempted	17	vs. UT Martin (1/5/19)
3-Point FG Made	4	2x, last at Morehead State (1/17/19)
3-Point FG Attempted	9	2x, last at Morehead State (1/17/19)
FT Made	4	at SIU Edwardsville (1/3/19)
FT Attempted	4	4x, last vs. UT Martin (1/5/19)
Assists	3	vs. Quincy (11/12/18)
Blocks	2	vs. Southern Illinois (12/8/18)
Steals	1	6x, last at Morehead State (1/17/19)
Minutes	40	vs. UT Martin (1/5/19)

CAREER STATISTICS AT SOUTHEAST MISSOURI

Overall																			
Season	G-GS	Min	Avg	FG-FGA	Pct	3FG-3FGA	Pct	FT-FTA	Pct	Off	Def	Tot	Avg	PF	FO	A	TO	Blk	Stl
2017-18	15-0	187	12.5	22-55	.400	13-36	.361	7-11	.636	5	23	28	1.9	19	0	6	7	0	0
2018-19	18-18	412	22.9	51-115	.443	30-81	.370	19-25	.760	8	47	55	3.1	41	0	16	25	5	6
Total	33-18	599	18.2	73-170	.429	43-117	.368	26-36	.722	13	70	83	2.5	60	0	22	32	5	6
Ohio Valley Conference Games Only																			
Season	G-GS	Min	Avg	FG-FGA	Pct	3FG-3FGA	Pct	FT-FTA	Pct	Off	Def	Tot	Avg	PF	FO	A	TO	Blk	Stl
2017-18	4-0	47	11.8	7-17	.412	2-9	.222	3-4	.750	5	6	11	2.8	5	0	2	1	0	0
2018-19	5-5	140	28.0	27-48	.563	14-30	.467	11-14	.786	4	16	20	4.0	12	0	8	0	2	79
Total	9-5	187	20.8	34-65	.523	16-39	.410	14-18	.778	9	22	31	3.4	17	0	2	9	0	2

YOUR REDHAWKS

2018-19 BASKETBALL NOTES



► Guard
► Junior (4) ► 6-5 ► 213
► Melbourne, Fla.
► Holy Trinity Episcopal
► Embry-Riddle



SKYLER HOGAN

2018-19: Ranks tied for first on the team in scoring (12.7 ppg)...Leads the Redhawks with 37 three-pointers made and scored a team-high 229 points through 18 games...Ranks first on the team in free throw percentage (18-of-22, .818)...Stands 18th in the Ohio Valley Conference in scoring, fifth in 3-point field goal percentage (.402) and 10th in 3-point field goals made (2.1 per game)...Scored double figures in 13 of his last 16 contests...Made his first career NCAA Division I start scoring four points and grabbing four rebounds in 25 minutes at Saint Louis (11/6)...Followed that up with six points at Bradley (11/10)...Scored double figures for the first time as a Redhawk when he pitched in 12 and finished with three rebounds in 21 minutes vs. Quincy (11/12)...Made 5-of-9 field goals and made a pair of 3-pointers against the Hawks...Dropped in 15 points and grabbed six rebounds vs. Chattanooga (11/17)...Named OVC Newcomer of the Week on two occasions (11/19, 12/10)...Tallied a career-high 25 points at Mississippi Valley State (12/4)...Scored 14 points off the bench vs. Southern Illinois (12/8), a game he did not start due to a stomach illness...Led the Redhawks in scoring five times.

2017-18: A 4-4 transfer who sat out the 2017-18 season...Elite and efficient scorer who transferred to Southeast Missouri from a challenging conference at Embry-Riddle, which completed the transition from NAIA to NCAA Division II membership.

Embry-Riddle: Played two seasons at Embry-Riddle...Led the Eagles with 18.8 points and 8.2 rebounds per game in 2016-17...Was also the team's top 3-point shooter with a 42.8 percent (71-of-166) clip...Scored double figures a total of 21 times with a career-best 40 points in the season-finae against Barry University...Averaged 6.1 points and 5.2 rebounds in 26 games and two starts as a freshman...Notched a seasonj-high 13 points against Palm Beach Atlantic and recorded 13 points and 11 rebounds for his first career double-double vs. Saint Leo that year.

HOGAN'S GAME-BY-GAME STATISTICS

2018-19	FG	3P	FT	O/D	REB	F	PTS	A	TO	B	S	M
at Saint Louis*	2-4	0-0	0-0	0/4	4	2	4	0	4	0	1	25
at Bradley*	2-10	1-6	1-1	1/3	4	3	6	0	1	0	0	28
Quincy*	5-9	2-5	0-0	0/3	3	1	12	2	0	0	0	21
vs. Jacksonville*	4-11	2-4	4-4	3/4	7	2	14	0	0	0	0	26
vs. UT Chattanooga*	6-11	3-3	0-0	1/5	6	0	15	0	1	2	0	29
at South Alabama*	2-6	0-2	2-2	1/0	1	2	6	0	1	0	1	25
Missouri S&T*	6-9	2-4	0-0	2/2	4	3	14	1	2	0	0	26
Western Illinois*	7-16	2-5	2-3	0/2	2	2	18	3	0	1	1	28
at Miss. Valley St.*	10-16	5-8	0-0	1/1	2	2	25	4	1	2	1	35
Southern Illinois	5-12	3-7	1-1	0/4	4	1	14	1	0	0	0	25
at The Citadel*	2-9	2-7	2-2	0/3	3	2	8	2	0	0	1	26
at Florida State*	5-9	4-7	0-0	1/1	2	0	14	0	3	0	2	28
Abilene Christian*	5-11	4-8	0-0	0/1	1	0	14	1	2	0	1	27
at SIU Edwardsville*	7-14	4-7	0-0	0/2	2	2	18	1	2	0	1	28
UT Martin*	4-14	3-11	0-0	0/7	7	2	11	3	3	0	2	30
Austin Peay*	6-10	0-2	4-7	1/1	2	1	16	0	0	0	1	24
Murray State*	3-8	0-4	0-0	1/2	3	1	6	0	3	0	1	21
at Morehead State*	6-9	0-2	2-2	0/3	3	1	14	3	0	0	0	32
at Eastern Kentucky												
SIU Edwardsville												
Eastern Illinois												
at Belmont												
at Tennessee State												
Tennessee Tech												
Jacksonville State												
at UT Martin												
at Eastern Illinois												
at Austin Peay												
at Murray State												
Tennessee State												
Belmont												

* - Game Started

2018-19 SEASON/CAREER-HIGHS


Points	25	at Mississippi Valley State (12/4/18)
Total Rebounds	7	2x, last vs. UT Martin (1/5/19)
Offensive	3	vs. Jacksonville (11/16/18)
Defensive	7	vs. UT Martin (1/5/19)
FG Made	10	at Mississippi Valley State (12/4/18)
FG Attempted	16	2x, last at Mississippi Valley State (12/4/18)
3-Point FG Made	5	at Mississippi Valley State (12/4/18)
3-Point FG Attempted	11	vs. UT Martin (1/5/19)
FT Made	4	2x, last vs. Austin Peay (1/10/19)
FT Attempted	7	vs. Austin Peay (1/10/19)
Assists	4	at Mississippi Valley State (12/4/18)
Blocks	2	2x, last at Mississippi Valley State (12/4/18)
Steals	2	2x, last vs. UT Martin (1/5/19)
Minutes	35	at Mississippi Valley State (12/4/18)

CAREER STATISTICS AT SOUTHEAST MISSOURI

Overall																	
Season	G-GS	Min	Avg	FG-FGA	Pct	3FG-3FGA	Pct	FT-FTA	Pct	Off	Def	Tot	Avg	PF	FO	A	TO
2018-19	18-17	484	26.9	87-188	.463	37-92	.402	18-22	.818	12	48	60	3.3	27	0	21	23
Ohio Valley Conference Games Only																	
Season	G-GS	Min	Avg	FG-FGA	Pct	3FG-3FGA	Pct	FT-FTA	Pct	Off	Def	Tot	Avg	PF	FO	A	TO
2018-19	5-5	135	27.0	26-55	.473	7-26	.269	6-9	.667	2	15	17	3.4	7	0	7	8

YOUR REDHAWKS

2018-19 BASKETBALL NOTES



► Guard
► Sophomore (2) ► 6-0 ► 175
► Taipei, Taiwan
► Songshan H.S.
► Marshalltown CC



OSCAR KAO

2018-19: Notched a season-best eight points and knocked down a pair of 3-pointers vs. Abilene Christian (12/21)...Played two minutes off the bench in his NCAA Division I debut at Saint Louis (11/6)...Dished out four assists and scored six points in 14 minutes vs. Quincy (11/12)...Made 3-of-6 field goals...Saw action in 11 games...Averages 2.5 points a game.

Marshalltown CC: Spent his freshman season at Marshalltown Community College, where he averaged 13 points a game in 2017-18...Shot 44.3 percent from the field and 39 percent from the 3-point line, earning Second-Team All-Region honors...Shot 11-of-15 from the field, 5-of-7 from 3-point range and scored 29 points in the Tigers dominating win over conference rival Iowa Western.

Prep: Averaged 23.6 points, 4.2 assists and 3.8 steals per game at Songshan High School in 2016-17...Shot 49 percent (103-of-210) from the field and 85 percent (65-of-76) at the free throw line...Was part of two National Champion teams in the Taiwan High School Basketball League and won National League Most Valuable Player honors twice during his prep career...Also led the league in steals during the 2015-16 season.

KAO'S GAME-BY-GAME STATISTICS

2018-19	FG	3P	FT	O/D	REB	F	PTS	A	TO	B	S	M
at Saint Louis	0-1	0-0	0-0	0/0	0	1	0	0	0	0	0	2
at Bradley	DNP	-	-	-	-	-	-	-	-	-	-	-
Quincy	3-6	0-2	0-0	1/0	1	2	6	4	0	0	0	14
vs. Jacksonville	DNP	-	-	-	-	-	-	-	-	-	-	-
vs. UT Chattanooga	1-1	0-0	0-0	0/0	0	0	2	0	1	0	0	3
at South Alabama	1-2	0-0	0-0	0/0	0	0	3	0	0	0	0	3
Missouri S&T	0-1	0-1	0-0	0/0	0	0	0	0	1	0	0	3
Western Illinois	DNP	-	-	-	-	-	-	-	-	-	-	-
at Miss. Valley St.	0-0	0-0	0-0	0/0	0	0	0	0	0	0	0	1
Southern Illinois	DNP	-	-	-	-	-	-	-	-	-	-	-
at The Citadel	DNP	-	-	-	-	-	-	-	-	-	-	-
at Florida State	1-1	0-0	0-0	0/0	0	0	3	1	0	0	0	3
Abilene Christian	2-4	2-3	2-2	0/3	3	2	8	0	0	0	0	12
at SIU Edwardsville	2-2	1-1	0-0	0/0	0	0	5	0	0	0	0	4
UT Martin	DNP	-	-	-	-	-	-	-	-	-	-	-
Austin Peay	0-0	0-0	0-0	0/0	0	0	0	0	0	0	0	2
Murray State	0-1	0-1	0-0	0/3	3	0	0	0	0	0	1	7
at Morehead State	DNP	-	-	-	-	-	-	-	-	-	-	-
at Eastern Kentucky												
SIU Edwardsville												
Eastern Illinois												
at Belmont												
at Tennessee State												
Tennessee Tech												
Jacksonville State												
at UT Martin												
at Eastern Illinois												
at Austin Peay												
at Murray State												
Tennessee State												
Belmont												

* - Game Started

2018-19 SEASON/CAREER HIGHS


Points	8	vs. Abilene Christian (12/21/18)
Total Rebounds	3	2x, last vs. Murray State (1/12/19)
Offensive	1	vs. Quincy (11/12/18)
Defensive	3	2x, last vs. Murray State (1/12/19)
FG Made	3	vs. Quincy (11/12/18)
FG Attempted.....	6	vs. Quincy (11/12/18)
3-Point FG Made.....	2	vs. Abilene Christian (12/21/18)
3-Point FG Attempted.....	3	vs. Abilene Christian (12/21/18)
FT Made.....	2	vs. Abilene Christian (12/21/18)
FT Attempted.....	2	vs. Abilene Christian (12/21/18)
Assists	4	vs. Quincy (11/12/18)
Blocks.....	-	-
Steals.....	1	vs. Murray State (1/12/19)
Minutes	14	vs. Quincy (11/12/18)

CAREER STATISTICS AT SOUTHEAST MISSOURI

Overall																			
Season	G-GS	Min	Avg	FG-FGA	Pct	3FG-3FGA	Pct	FT-FTA	Pct	Off	Def	Tot	Avg	PF	FO	A	TO	Blk	Stl
2018-19	11-0	54	4.9	10-19	.526	5-11	.455	2-2	1.000	1	6	7	0.6	5	0	5	2	0	1
Ohio Valley Conference Games Only																			
Season	G-GS	Min	Avg	FG-FGA	Pct	3FG-3FGA	Pct	FT-FTA	Pct	Off	Def	Tot	Avg	PF	FO	A	TO	Blk	Stl
2018-19	3-0	13	4.3	2-3	.667	1-2	.500	0-0	.000	0	3	3	1.0	0	0	0	0	0	1

YOUR REDHAWKS

2018-19 BASKETBALL NOTES



► Center
► Senior (5) ► 6-8 ► 215
► Jackson, Mo.
► Saxony Lutheran H.S.
► Fontbonne



22

JACK LAKE

Fontbonne University: Played two seasons at NCAA Division III member Fontbonne University...Averaged 5.5 points and 2.5 rebounds in four games and three starts in 2017-18...Led the Griffins in scoring (12.3 ppg) and rebounding (5.4 rpg) in 24 games and 11 starts during the 2016-17 campaign...Was the team's top shooter with a .575 (127-of-221) field goal percentage...Led the team with 30 blocks and averaged 21.5 minutes per contest.

Prep: Attended Saxony Lutheran High School in nearby Jackson, Missouri...Two-time Missouri Class 3 District 2 All-District honoree...Named to the 2014 Southeast Missouri All-Region Team...Team captain...MVP of the 2013 Crystal City "Rolla Duke Herbert" Tournament...Tied for the most points scored in the 2013 Bloomfield Christmas Tournament with 94 in four games...Named to the All-Tournament Team at the 2013 Chester Invitational Tournament...Set single-season school records for points, rebounds and blocks in 2013-14...Selected to play in the 2014 BA Sports Class 3, 4 and 5 All-Star Game...One of two players in Missouri (as recorded by Maxpreps) to get over 500 points, 300 rebounds and 100 blocks in a season...Averaged a double-double 21.7 points and 13 rebounds as a senior...Posted three triple-doubles...Finished his prep career with 965 points, 584 rebounds, 294 blocks and a .500 field goal percentage (396-of-798) in 71 games.

LAKE'S GAME-BY-GAME STATISTICS

2018-19	FG	3P	FT	O/D	REB	E	PTS	A	TO	B	S	M
at Saint Louis	DNP	-	-	-	-	-	-	-	-	-	-	-
at Bradley	DNP	-	-	-	-	-	-	-	-	-	-	-
Quincy	DNP	-	-	-	-	-	-	-	-	-	-	-
vs. Jacksonville	DNP	-	-	-	-	-	-	-	-	-	-	-
vs. UT Chattanooga	DNP	-	-	-	-	-	-	-	-	-	-	-
at South Alabama	DNP	-	-	-	-	-	-	-	-	-	-	-
Missouri S&T	DNP	-	-	-	-	-	-	-	-	-	-	-
Western Illinois	DNP	-	-	-	-	-	-	-	-	-	-	-
at Miss. Valley St.	DNP	-	-	-	-	-	-	-	-	-	-	-
Southern Illinois	DNP	-	-	-	-	-	-	-	-	-	-	-
at The Citadel	DNP	-	-	-	-	-	-	-	-	-	-	-
at Florida State	DNP	-	-	-	-	-	-	-	-	-	-	-
Abilene Christian	DNP	-	-	-	-	-	-	-	-	-	-	-
at SIU Edwardsville	DNP	-	-	-	-	-	-	-	-	-	-	-
UT Martin	DNP	-	-	-	-	-	-	-	-	-	-	-
Austin Peay	DNP	-	-	-	-	-	-	-	-	-	-	-
Murray State	DNP	-	-	-	-	-	-	-	-	-	-	-
at Morehead State	DNP	-	-	-	-	-	-	-	-	-	-	-
at Eastern Kentucky	DNP	-	-	-	-	-	-	-	-	-	-	-
SIU Edwardsville	DNP	-	-	-	-	-	-	-	-	-	-	-
Eastern Illinois	DNP	-	-	-	-	-	-	-	-	-	-	-
at Belmont	DNP	-	-	-	-	-	-	-	-	-	-	-
at Tennessee State	DNP	-	-	-	-	-	-	-	-	-	-	-
Tennessee Tech	DNP	-	-	-	-	-	-	-	-	-	-	-
Jacksonville State	DNP	-	-	-	-	-	-	-	-	-	-	-
at UT Martin	DNP	-	-	-	-	-	-	-	-	-	-	-
at Eastern Illinois	DNP	-	-	-	-	-	-	-	-	-	-	-
at Austin Peay	DNP	-	-	-	-	-	-	-	-	-	-	-
at Murray State	DNP	-	-	-	-	-	-	-	-	-	-	-
Tennessee State	DNP	-	-	-	-	-	-	-	-	-	-	-
Belmont	DNP	-	-	-	-	-	-	-	-	-	-	-

* - Game Started

2018-19 SEASON/CAREER HIGHS


Points	-
Total Rebounds	-
Offensive	-
Defensive	-
FG Made	-
FG Attempted	-
3-Point FG Made	-
3-Point FG Attempted	-
FT Made	-
FT Attempted	-
Assists	-
Blocks	-
Steals	-
Minutes	-

CAREER STATISTICS AT SOUTHEAST MISSOURI

Season	G-GS	Min	Avg	FG-FGA	Pct	3FG-3FGA	Pct	FT-FTA	Pct	Off	Def	Tot	Avg	PF	FO	A	TO	Blk	Stl	Pts	Avg
2018-19																					
Overall																					
Ohio Valley Conference Games Only																					
Season	G-GS	Min	Avg	FG-FGA	Pct	3FG-3FGA	Pct	FT-FTA	Pct	Off	Def	Tot	Avg	PF	FO	A	TO	Blk	Stl	Pts	Avg
2018-19																					

YOUR REDHAWKS

2018-19 BASKETBALL NOTES



► Center
► Senior (4) ► 6-10 ► 223
► Hengelo, Netherlands
► Montessori College Twente
► Mineral Area College



42

MARK LAROS

2018-19: Averages 5.5 points and 3.4 rebounds a game through 18 appearances off the bench...Ranks first on the team in field goal percentage (.606)...Scored 13 points on 6-of-8 field goals vs. Quincy (11/12)... Played 21 minutes off the bench against the Hawks...Followed that up with 11 points and eight rebounds vs. Jacksonville (11/16)...Finished with a season-high nine rebounds at South Alabama (11/19)...Pitched in a career-high 14 points at SIU Edwardsville (1/3)...Scored double figures for the fourth time when he pitched in 12 points at Morehead State (1/17)...Also made a career-high two 3-pointers in that game.

LAROS' GAME-BY-GAME STATISTICS

2018-19	FG	3P	FT	O/D	REB	F	PTS	A	TO	B	S	M
at Saint Louis	1-3	0-0	0-0	0/0	0	1	2	0	0	0	0	12
at Bradley	1-3	0-1	0-0	1/1	2	3	2	0	0	0	1	11
Quincy	6-8	0-0	1-2	1/2	3	3	13	1	1	0	0	21
vs. Jacksonville	4-5	0-0	3-4	3/5	8	2	11	0	1	0	1	19
vs. UT Chattanooga	1-3	0-1	0-0	1/2	3	0	2	0	1	0	0	14
at South Alabama	2-3	0-0	3-5	5/4	9	2	7	0	2	0	0	13
Missouri S&T	2-2	0-0	0-0	3/2	5	1	4	0	4	0	0	22
Western Illinois	1-2	1-1	0-0	0/1	1	0	3	0	0	0	1	13
at Miss. Valley St.	1-3	0-0	0-0	2/0	2	1	2	0	0	1	0	10
Southern Illinois	1-1	1-1	0-0	1/4	5	1	3	2	1	0	0	17
at The Citadel	3-4	0-0	1-2	0/5	5	3	7	1	0	2	0	19
at Florida State	0-2	0-1	0-2	1/1	2	2	0	0	0	0	0	10
Abilene Christian	3-5	0-1	0-0	0/3	3	2	6	0	2	1	0	16
at SIU Edwardsville	5-6	1-1	3-4	1/1	2	3	14	0	3	0	0	16
UT Martin	0-2	0-0	0-0	0/2	2	2	0	0	1	0	0	17
Austin Peay	1-2	0-1	0-1	0/1	1	1	2	0	2	0	0	18
Murray State	3-4	1-2	2-4	1/1	2	1	9	0	0	0	0	18
at Morehead State	5-8	2-4	0-0	3/3	6	2	12	1	1	1	2	16
at Eastern Kentucky												
SIU Edwardsville												
Eastern Illinois												
at Belmont												
at Tennessee State												
Tennessee Tech												
Jacksonville State												
at UT Martin												
at Eastern Illinois												
at Austin Peay												
at Murray State												
Tennessee State												
Belmont												

* - Game Started

2018-19 SEASON HIGHS

Points.....	14	at SIU Edwardsville (1/3/19)
Total Rebounds.....	9	at South Alabama (11/19/18)
Offensive.....	5	at South Alabama (11/19/18)
Defensive.....	5	at The Citadel (12/15/18)
FG Made.....	6	vs. Quincy (11/12/18)
FG Attempted.....	8	2x, last at Morehead State (1/17/19)
3-Point FG Made.....	2	at Morehead State (1/17/19)
3-Point FG Attempted.....	4	at Morehead State (1/17/19)
FT Made.....	3	3x, last at SIU Edwardsville (1/3/19)
FT Attempted.....	5	at South Alabama (11/19/18)
Assists.....	2	vs. Southern Illinois (12/8/18)
Blocks.....	2	at The Citadel (12/15/18)
Steals.....	2	at Morehead State (1/17/19)
Minutes.....	22	vs. Missouri S&T (11/27/18)

CAREER HIGHS


Points.....	14	at SIU Edwardsville (1/3/19)
Total Rebounds.....	9	2x, last at South Alabama (11/19/18)
Offensive.....	5	at South Alabama (11/19/18)
Defensive.....	5	4x, last at The Citadel (12/15/18)
FG Made.....	6	vs. Quincy (11/12/18)
FG Attempted.....	9	vs. Cal State Northridge (11/21/17)
3-Point FG Made.....	2	at Morehead State (1/17/19)
3-Point FG Attempted.....	4	at Morehead State (1/17/19)
FT Made.....	3	3x, last at SIU Edwardsville (1/3/19)
FT Attempted.....	5	at South Alabama (11/19/18)
Assists.....	2	3x, last vs. Southern Illinois (12/8/18)
Blocks.....	2	2x, last at The Citadel (12/15/18)
Steals.....	2	2x, last at Morehead State (1/17/19)
Minutes.....	33	vs. Morehead State (1/11/18)

CAREER STATISTICS AT SOUTHEAST MISSOURI

Overall																			
Season	G-GS	Min	Avg	FG-FGA	Pct	3FG-3FGA	Pct	FT-FTA	Pct	Off	Def	Tot	Avg	PF	FO	A	TO	Blk	Stl
2017-18	27-7	405	15.0	48-76	.632	0-4	.000	7-15	.467	40	54	94	3.5	36	0	9	28	11	8
2018-19	18-0	282	15.7	40-66	.606	6-14	.429	13-24	.542	23	38	61	3.4	30	0	5	19	5	5
Total	45-7	687	15.3	88-142	.620	6-18	.333	20-39	.513	63	92	155	3.4	66	0	14	47	16	13
Ohio Valley Conference Games Only																			
Season	G-GS	Min	Avg	FG-FGA	Pct	3FG-3FGA	Pct	FT-FTA	Pct	Off	Def	Tot	Avg	PF	FO	A	TO	Blk	Stl
2017-18	18-2	260	14.4	28-43	.651	0-4	.000	2-7	.286	21	36	57	3.2	25	0	7	18	5	4
2018-19	5-0	85	17.0	14-22	.636	4-8	.500	5-9	.556	5	8	13	2.6	9	0	1	7	1	2
Total	23-2	345	15.0	42-65	.646	4-12	.333	7-16	.438	26	44	70	3.0	34	0	8	25	6	6

YOUR REDHAWKS

2018-19 BASKETBALL NOTES



► Guard
► Senior (4) ► 6-1 ► 170
► Lexington, Ky.
► Paul Dunbar H.S.
► Spalding University



15

DONNIE LEWIS

2018-19: Played in 15 games off the bench...Had one rebound and a steal vs. Quincy (11/12)...Logged a season-high 15 minutes, scored his first basket of the season and dished out four assists at SIU Edwardsville (1/3).

LEWIS' GAME-BY-GAME STATISTICS

2018-19	FG	3P	FT	O/D	REB	E	PTS	A	TO	B	S	M
at Saint Louis	DNP	-	-	-	-	-	-	-	-	-	-	-
at Bradley	0-0	0-0	0-0	0/0	0	2	0	0	0	0	0	5
Quincy	0-0	0-0	0-0	0/1	1	1	0	1	0	0	1	8
vs. Jacksonville	DNP	-	-	-	-	-	-	-	-	-	-	-
vs. UT Chattanooga	0-0	0-0	0-0	0/0	0	0	0	1	0	0	0	3
at South Alabama	0-0	0-0	0-0	0/0	0	0	0	0	0	0	0	3
Missouri S&T	0-0	0-0	0-0	0/0	0	1	0	1	0	0	0	8
Western Illinois	DNP	-	-	-	-	-	-	-	-	-	-	-
at Miss. Valley St.	0-0	0-0	0-0	0/0	0	0	0	0	0	0	0	5
Southern Illinois	0-0	0-0	0-0	0/0	0	0	0	0	0	0	0	1
at The Citadel	0-1	0-1	0-0	0/0	0	0	0	1	1	0	1	8
at Florida State	0-0	0-0	0-0	0/0	0	0	0	1	0	0	0	3
Abilene Christian	0-0	0-0	0-0	0/1	1	3	0	1	2	0	0	5
at SIU Edwardsville	1-1	0-0	0-1	0/0	0	0	2	4	0	0	0	15
UT Martin	0-0	0-0	0-0	0/0	0	0	0	0	1	0	0	9
Austin Peay	0-0	0-0	0-0	0/0	0	0	0	0	0	0	0	5
Murray State	0-0	0-0	0-0	0/1	1	0	0	3	0	0	1	15
at Morehead State	0-1	0-0	0-0	1/0	1	1	0	3	1	0	0	19
at Eastern Kentucky												
SIU Edwardsville												
Eastern Illinois												
at Belmont												
at Tennessee State												
Tennessee Tech												
Jacksonville State												
at UT Martin												
at Eastern Illinois												
at Austin Peay												
at Murray State												
Tennessee State												
Belmont												

* - Game Started

2018-19 SEASON HIGHS

Points.....2	at SIU Edwardsville (1/3/19)
Total Rebounds.....1	3x, last at Morehead State (1/17/19)
Offensive.....1	at Morehead State (1/17/19)
Defensive.....1	3x, last vs. Murray State (1/12/19)
FG Made.....1	at SIU Edwardsville (1/3/19)
FG Attempted.....1	3x, last at Morehead State (1/17/19)
3-Point FG Made.....-	at The Citadel (12/15/18)
3-Point FG Attempted.....1	-
FT Made.....-	-
FT Attempted.....1	at SIU Edwardsville (1/3/19)
Assists.....4	at SIU Edwardsville (1/3/19)
Blocks.....-	-
Steals.....1	3x, last vs. Murray State (1/12/19)
Minutes.....19	at Morehead State (1/17/19)

CAREER HIGHS


Points.....5	vs. Eastern Illinois (2/15/18)
Total Rebounds.....4	vs. SIU Edwardsville (2/17/18)
Offensive.....1	6x, last at Morehead State (1/17/19)
Defensive.....4	vs. SIU Edwardsville (2/17/18)
FG Made.....1	6x, last at SIU Edwardsville (1/3/19)
FG Attempted.....2	3x, last vs. Eastern Illinois (2/15/18)
3-Point FG Made.....1	4x, last vs. Eastern Illinois (2/15/18)
3-Point FG Attempted.....2	2x, last at Morehead State (2/8/18)
FT Made.....2	2x, last vs. Eastern Illinois (2/15/18)
FT Attempted.....4	2x, last vs. UT Martin (2/24/18)
Assists.....4	3x, last at SIU Edwardsville (1/3/19)
Blocks.....-	-
Steals.....2	vs. Hannibal-LaGrange (11/28/17)
Minutes.....25	vs. Morehead State (1/11/18)

CAREER STATISTICS AT SOUTHEAST MISSOURI

Overall																			
Season	G-GS	Min	Avg	FG-FGA	Pct	3FG-3FGA	Pct	FT-FTA	Pct	Off	Def	Tot	Avg	PF	FO	A	TO	Blk	Stl
2017-18	31-2	315	10.2	5-12	.417	4-9	.444	7-15	.467	7	17	24	0.8	37	0	41	14	0	9
2018-19	15-0	112	7.5	1-3	.333	0-1	.000	0-1	.000	1	3	4	0.3	8	0	16	5	0	3
Total	46-2	427	9.3	6-15	.400	4-10	.400	7-16	.438	8	20	28	0.6	45	0	57	19	0	12
Ohio Valley Conference Games Only																			
Season	G-GS	Min	Avg	FG-FGA	Pct	3FG-3FGA	Pct	FT-FTA	Pct	Off	Def	Tot	Avg	PF	FO	A	TO	Blk	Stl
2017-18	18-2	193	10.7	5-11	.455	4-8	.500	6-13	.462	3	14	17	0.9	20	0	31	12	0	5
2018-19	5-0	63	12.6	1-2	.500	0-0	.000	0-1	.000	1	1	2	0.4	1	0	10	2	0	1
Total	23-2	256	11.1	6-13	.462	4-8	.500	6-14	.429	4	15	19	0.8	21	0	41	14	0	6

YOUR REDHAWKS

2018-19 BASKETBALL NOTES



► Guard
► Freshman (1) ► 6-5 ► 165
► Durham, N.C.
► Voyager Academy



JORDAN LOVE

Prep: Attended Voyager Academy in Durham, North Carolina...Averaged 20 points, 4.3 rebounds and two steals per game in 2017-18...Was the North Central Athletic Conference Basketball Player of the Year and claimed North Carolina Basketball Coaches Association All-District 6 honors... Named Voyager Academy's Most Valuable Player and finished his career with 1,000 points...Averaged 16 points, 2.3 assists, 4.6 rebounds and 1.6 steals en route to First-Team All-Conference and All-District accolades in 2016-17.

LOVE'S GAME-BY-GAME STATISTICS

2018-19	FG	3P	FT	O/D	REB	F	PTS	A	TO	B	S	M
at Saint Louis	DNP	-	-	-	-	-	-	-	-	-	-	-
at Bradley	DNP	-	-	-	-	-	-	-	-	-	-	-
Quincy	DNP	-	-	-	-	-	-	-	-	-	-	-
vs. Jacksonville	DNP	-	-	-	-	-	-	-	-	-	-	-
vs. UT Chattanooga	DNP	-	-	-	-	-	-	-	-	-	-	-
at South Alabama	DNP	-	-	-	-	-	-	-	-	-	-	-
Missouri S&T	DNP	-	-	-	-	-	-	-	-	-	-	-
Western Illinois	DNP	-	-	-	-	-	-	-	-	-	-	-
at Miss. Valley St.	DNP	-	-	-	-	-	-	-	-	-	-	-
Southern Illinois	DNP	-	-	-	-	-	-	-	-	-	-	-
at The Citadel	DNP	-	-	-	-	-	-	-	-	-	-	-
at Florida State	DNP	-	-	-	-	-	-	-	-	-	-	-
Abilene Christian	DNP	-	-	-	-	-	-	-	-	-	-	-
at SIU Edwardsville	DNP	-	-	-	-	-	-	-	-	-	-	-
UT Martin	DNP	-	-	-	-	-	-	-	-	-	-	-
Austin Peay	DNP	-	-	-	-	-	-	-	-	-	-	-
Murray State	DNP	-	-	-	-	-	-	-	-	-	-	-
at Morehead State	DNP	-	-	-	-	-	-	-	-	-	-	-
at Eastern Kentucky												
SIU Edwardsville												
Eastern Illinois												
at Belmont												
at Tennessee State												
Tennessee Tech												
Jacksonville State												
at UT Martin												
at Eastern Illinois												
at Austin Peay												
at Murray State												
Tennessee State												
Belmont												

* - Game Started

2018-19 SEASON/CAREER HIGHS


Points	-
Total Rebounds	-
Offensive	-
Defensive	-
FG Made	-
FG Attempted.....	-
3-Point FG Made.....	-
3-Point FG Attempted.....	-
FT Made.....	-
FT Attempted.....	-
Assists	-
Blocks.....	-
Steals.....	-
Minutes	-

CAREER STATISTICS AT SOUTHEAST MISSOURI

Season	G-GS	Min	Avg	FG-FGA	Pct	3FG-3FGA	Pct	FT-FTA	Pct	Off	Def	Tot	Avg	PF	FO	A	TO	Blk	Stl	Pts	Avg
2018-19																					
Overall																					
Ohio Valley Conference Games Only																					
2018-19																					

YOUR REDHAWKS

2018-19 BASKETBALL NOTES



► Forward
► Freshman (1) ► 6-7 ► 225
► Gilbert, Ariz.
► Putnam Science Academy



30

GABE MCGLOTHAN

2018-19: Stands third on the team with 4.5 rebounds per game and is averaging 4.9 points...Leads the team with 13 blocks, including a career-best four at Mississippi Valley State (12/4)...Scored double figures for the first time in his career with 11 points in that game...Made a nice NCAA Division I debut when he scored seven points and pulled down six rebounds in 26 minutes off the bench at Saint Louis (11/6)...Shot 3-of-5 from the field, knocked down a 3-pointer and dished out two assists in that game...Made 3-of-4 free throws in 16 minutes at Bradley (11/10)...Narrowly missed a double-double with nine points and nine rebounds vs. Missouri S&T (11/27).

Prep: Played 42 games and scored double figures eight times at Putnam Science Academy in Connecticut, the 2017-18 National Prep Champion... Prior to attending Putnam Science Academy, he played three varsity seasons at Basha High School in Chandler, Arizona...Averaged 14.2 points and 9.4 rebounds per game while helping lead the Bears to a 6A State Championship in 2016-17...Was the large class (6A) Player of the Year as Basha went 31-1 that season...Averaged 11.1 points and 8.2 rebounds per contest as a junior.

MCGLOTHAN'S GAME-BY-GAME STATISTICS

2018-19	FG	3P	FT	O/D	REB	F	PTS	A	TO	B	S	M
at Saint Louis	3-5	1-2	0-0	0/6	6	3	7	2	0	0	0	26
at Bradley	0-1	0-1	3-4	0/3	3	4	3	1	1	1	1	16
Quincy	1-2	0-1	0-0	0/2	2	3	2	1	1	0	0	15
vs. Jacksonville	1-4	0-3	1-2	1/5	6	1	3	0	0	1	0	23
vs. UT Chattanooga	1-6	0-1	1-2	1/2	3	4	3	0	2	0	0	13
at South Alabama	3-9	1-4	0-0	3/2	5	3	7	2	0	1	0	23
Missouri S&T	4-11	1-4	0-0	3/6	9	1	9	1	3	1	2	27
Western Illinois	2-5	1-2	2-2	3/4	7	3	7	1	1	0	1	20
at Miss. Valley St.	5-9	0-1	1-2	4/4	8	4	11	3	0	4	1	27
Southern Illinois	3-6	1-3	0-1	1/1	2	3	7	0	0	0	0	17
at The Citadel	3-6	0-1	0-0	2/4	6	3	6	0	0	2	0	16
at Florida State	3-5	1-2	0-0	1/2	3	3	7	0	0	0	1	16
Abilene Christian	0-2	0-0	0-2	1/4	5	4	0	1	1	1	1	18
at SIU Edwardsville	2-5	0-1	0-0	3/1	4	3	4	1	4	0	1	12
UT Martin	1-4	0-1	1-1	1/2	3	4	3	0	1	0	0	10
Austin Peay	0-2	0-0	0-0	0/1	1	4	0	1	0	1	0	19
Murray State	2-5	0-1	0-0	1/2	3	2	4	0	0	1	0	20
at Morehead State	1-3	0-0	0-0	1/4	5	3	2	2	0	0	2	19
at Eastern Kentucky												
SIU Edwardsville												
Eastern Illinois												
at Belmont												
at Tennessee State												
Tennessee Tech												
Jacksonville State												
at UT Martin												
at Eastern Illinois												
at Austin Peay												
at Murray State												
Tennessee State												
Belmont												

* - Game Started

2018-19 SEASON/CAREER HIGHS

Points	11	at Mississippi Valley State (12/4/18)
Total Rebounds	9	vs. Missouri S&T (11/27/18)
Offensive	4	at Mississippi Valley State (12/4/18)
Defensive	6	2x, last vs. Missouri S&T (11/27/18)
FG Made	5	at Mississippi Valley State (12/4/18)
FG Attempted	11	vs. Missouri S&T (11/27/18)
3-Point FG Made	1	6x, last at Florida State (12/17/18)
3-Point FG Attempted	4	2x, last vs. Missouri S&T (11/27/18)
FT Made	3	at Bradley (11/10/18)
FT Attempted	4	at Bradley (11/10/18)
Assists	3	at Mississippi Valley State (12/4/18)
Blocks	4	at Mississippi Valley State (12/4/18)
Steals	2	2x, last at Morehead State (1/17/19)
Minutes	27	2x, last at Mississippi Valley State (12/4/18)

CAREER STATISTICS AT SOUTHEAST MISSOURI

Overall																			
Season	G-GS	Min	Avg	FG-FGA	Pct	3FG-3FGA	Pct	FT-FTA	Pct	Off	Def	Tot	Avg	PF	FO	A	TO	Blk	Stl
2018-19	18-0	337	18.7	35-90	.389	6-29	.207	9-16	.563	26	55	81	4.5	55	0	16	14	13	10
Ohio Valley Conference Games Only																			
Season	G-GS	Min	Avg	FG-FGA	Pct	3FG-3FGA	Pct	FT-FTA	Pct	Off	Def	Tot	Avg	PF	FO	A	TO	Blk	Stl
2018-19	5-0	80	16.0	6-19	.316	0-3	.000	1-1	1.000	6	10	16	3.2	16	0	4	5	2	3

YOUR REDHAWKS

2018-19 BASKETBALL NOTES



NYGAL RUSSELL

2018-19: Finished with 10 points in his first double-digit scoring game at Southeast Missouri vs. Quincy (11/12)...Made a near-perfect 3-of-4 field goals to go along with 3-of-3 free throws...Played 12 minutes, had two assists and one rebound in first NCAA Division I game at Saint Louis (11/6)...Pitched in seven points and had four rebounds off the bench at Bradley (11/10)...Pulled down a season-high seven rebounds at Mississippi Valley State (12/4)...Averages 4.5 points and 2.9 rebounds per game...Scored two points in 17 minutes during his first career start vs. Southern Illinois (12/8)...Finished with eight points and five rebounds at The Citadel (12/15)...Dropped in 11 points in his first career Ohio Valley Conference start at SIU Edwardsville (1/3)...Started three games.

Prep: Averaged 11 points, five rebounds, three assists and 2.4 steals per game at ASPIRE Basketball Academy in Louisville, Kentucky...Prior to that, he spent his senior year at Chris Walker Academy in Houston, Texas...There, he averaged 12 points, five rebounds, four assists and two steals en route to All-Region honors...Attended Seven Lakes High School in Katy, Texas as a junior...Averaged 18 points, 11 rebounds, two assists and two steals for the Spartans.

RUSSELL'S GAME-BY-GAME STATISTICS

2018-19	FG	3P	FT	O/D	REB	E	PTS	A	TO	B	S	M
at Saint Louis	0-3	0-0	0-0	0/1	1	5	0	2	1	0	0	12
at Bradley	2-6	1-2	2-2	1/3	4	2	7	1	2	0	0	21
Quincy	3-4	1-2	3-3	0/1	1	0	10	2	0	0	0	15
vs. Jacksonville	2-5	1-2	0-0	0/3	3	0	5	1	1	0	0	14
vs. UT Chattanooga	1-3	0-2	0-0	0/5	5	1	2	0	2	0	0	17
at South Alabama	2-5	0-1	0-2	0/5	5	2	4	2	1	0	1	16
Missouri S&T	3-4	0-0	1-4	0/3	3	3	7	1	0	0	2	13
Western Illinois	2-4	0-2	0-0	0/2	2	2	4	2	1	0	1	19
at Miss. Valley St.	1-5	0-0	0-0	3/4	7	4	2	1	2	0	1	17
Southern Illinois*	1-6	0-3	0-0	0/2	2	0	2	1	1	0	0	17
at The Citadel	3-6	2-3	0-1	2/3	5	0	8	2	0	0	0	18
at Florida State	0-3	0-2	0-0	0/3	3	0	0	0	3	0	0	13
Abilene Christian	0-0	0-0	0-0	0/1	1	3	0	1	2	0	0	10
at SIU Edwardsville*	4-6	3-5	0-0	2/2	4	4	11	2	1	1	0	18
UT Martin*	0-5	0-3	0-2	0/4	4	1	0	5	5	0	1	18
Austin Peay	2-4	0-1	4-6	0/0	0	0	8	0	1	0	0	15
Murray State	2-8	1-2	3-4	0/0	0	3	8	1	1	1	0	19
at Morehead State	1-4	0-0	1-2	1/1	2	2	3	0	0	0	0	9
at Eastern Kentucky												
SIU Edwardsville												
Eastern Illinois												
at Belmont												
at Tennessee State												
Tennessee Tech												
Jacksonville State												
at UT Martin												
at Eastern Illinois												
at Austin Peay												
at Murray State												
Tennessee State												
Belmont												

* - Game Started

2018-19 SEASON/CAREER HIGHS


Points	11	at SIU Edwardsville (1/3/19)
Total Rebounds	7	at Mississippi Valley State (12/4/18)
Offensive	3	at Mississippi Valley State (12/4/18)
Defensive	5	2x, last at South Alabama (11/19/18)
FG Made	4	at SIU Edwardsville (1/3/19)
FG Attempted.....	8	vs. Murray State (1/12/19)
3-Point FG Made.....	3	at SIU Edwardsville (1/3/19)
3-Point FG Attempted.....	5	at SIU Edwardsville (1/3/19)
FT Made.....	4	vs. Austin Peay (1/10/19)
FT Attempted.....	6	vs. Austin Peay (1/10/19)
Assists	5	vs. UT Martin (1/5/19)
Blocks.....	1	at SIU Edwardsville (1/3/19)
Steals.....	2	vs. Missouri S&T (11/27/18)
Minutes	21	at Bradley (11/10/18)

CAREER STATISTICS AT SOUTHEAST MISSOURI


Overall																			
Season	G-GS	Min	Avg	FG-FGA	Pct	3FG-3FGA	Pct	FT-FTA	Pct	Off	Def	Tot	Avg	PF	FO	A	TO	Blk	Stl
2018-19	18-3	281	15.6	29-81	.358	9-30	.300	14-26	.538	9	43	52	2.9	32	1	24	24	2	6
Ohio Valley Conference Games Only																			
Season	G-GS	Min	Avg	FG-FGA	Pct	3FG-3FGA	Pct	FT-FTA	Pct	Off	Def	Tot	Avg	PF	FO	A	TO	Blk	Stl
2018-19	5-2	79	15.8	9-27	.333	4-11	.364	8-14	.571	3	7	10	2.0	10	0	8	8	2	1

YOUR REDHAWKS

2018-19 BASKETBALL NOTES



► Forward
► Freshman(1) ► 6-8 ► 200
► Richmond, Texas
► Combine Academy



23

SAGE TOLBERT

2018-19: Averages 5.9 points and leads the team with 6.3 rebounds per contest through 18 starts...Ranks 10th in the Ohio Valley Conference in rebounding and 11th in offensive rebounds (2.3 per game)...Finished with 10 or more rebounds four times...Scored 13 points in his first career double-digit scoring game at Bradley (11/10)...Also had eight rebounds and five offensive boards against the Braves...Made his first career NCAA Division I start at Saint Louis (11/6)...Posted seven points, five rebounds and one steal in 23 minutes against the Billikens...Grabbed double-digit rebounds for the first time in his career when he finished with 10 vs. Chattanooga (11/17)...Scored 11 points at South Alabama (11/19)...Posted the first double-double of his career with 11 points and 10 rebounds vs. Western Illinois (12/1)...Finished with 11 rebounds at Mississippi Valley State (12/4)...Tallied seven or more rebounds on eight occasions.

Prep: Spent the 2017-18 season at Combine Academy in Charlotte, North Carolina...Was Combine Academy's top scorer and rebounder with 15.8 points and 8.4 rebounds per game in 38 starts...Also averaged 1.7 blocks...First-Team All-District selection at Fort Bend Travis High School in Richmond, Texas before he attended Combine Academy...Played two varsity seasons at Fort Bend Travis...Averaged 11.4 points and 7.4 rebounds as a senior in 2016-17...Played 24 games, averaging 6.1 points and 3.5 rebounds the previous year.

TOLBERT'S GAME-BY-GAME STATISTICS

2018-19	FG	3P	FT	O/D	REB	E	PTS	A	TO	B	S	M
at Saint Louis*	3-7	0-0	1-2	4/1	5	4	7	0	2	0	1	23
at Bradley*	5-8	0-0	3-6	5/3	8	4	13	0	3	1	0	28
Quincy*	3-5	0-0	2-2	1/3	4	5	8	1	0	0	1	19
vs. Jacksonville*	2-8	0-1	0-0	3/2	5	3	4	0	2	1	0	20
vs. UT Chattanooga*	3-6	0-0	1-1	3/7	10	5	7	0	5	1	2	26
at South Alabama*	4-6	0-1	3-4	2/2	4	3	11	1	2	0	0	22
Missouri S&T*	1-2	0-0	1-2	2/3	5	1	3	0	4	0	1	16
Western Illinois*	4-8	1-2	2-3	3/7	10	3	11	0	1	1	0	26
at Miss. Valley St.*	1-4	0-0	0-2	1/10	11	2	2	1	4	1	1	18
Southern Illinois*	2-5	0-0	1-3	3/0	3	4	5	1	3	0	0	20
at The Citadel*	1-4	0-0	0-2	1/6	7	1	2	1	1	0	0	16
at Florida State*	1-3	0-0	1-5	0/5	5	4	3	0	1	1	1	26
Abilene Christian*	2-5	0-0	1-2	0/4	4	5	5	0	3	1	1	22
at SIU Edwardsville*	1-4	0-0	1-2	2/3	5	2	3	0	3	1	1	23
UT Martin*	3-4	0-0	1-2	2/5	7	5	7	0	3	1	1	23
Austin Peay*	4-6	0-0	0-0	4/6	10	2	8	1	4	0	1	28
Murray State*	2-4	0-0	0-0	1/2	3	3	4	0	0	0	0	10
at Morehead State*	1-4	0-0	2-4	4/4	8	5	4	0	4	2	0	16
at Eastern Kentucky												
SIU Edwardsville												
Eastern Illinois												
at Belmont												
at Tennessee State												
Tennessee Tech												
Jacksonville State												
at UT Martin												
at Eastern Illinois												
at Austin Peay												
at Murray State												
Tennessee State												
Belmont												

* - Game Started

2018-19 SEASON/CAREER HIGHS


Points	13	at Bradley (11/10/18)
Total Rebounds	11	at Mississippi Valley State (12/4/18)
Offensive	5	at Bradley (11/10/18)
Defensive	10	at Mississippi Valley State (12/4/18)
FG Made	5	at Bradley (11/10/18)
FG Attempted	8	2x, last vs. Western Illinois (12/1/18)
3-Point FG Made	1	vs. Western Illinois (12/1/18)
3-Point FG Attempted	2	vs. Western Illinois (12/1/18)
FT Made	3	2x, last at South Alabama (11/19/18)
FT Attempted	6	at Bradley (11/10/18)
Assists	1	5x, last at The Citadel (12/15/18)
Blocks	2	at Morehead State (1/17/19)
Steals	2	vs. Chattanooga (11/17/18)
Minutes	28	2x, last vs. Austin Peay (1/10/19)

CAREER STATISTICS AT SOUTHEAST MISSOURI


Overall																			
Season	G-GS	Min	Avg	FG-FGA	Pct	3FG-3FGA	Pct	FT-FTA	Pct	Off	Def	Tot	Avg	PF	FO	A	TO	Blk	Stl
2018-19	18-18	382	21.2	43-93	.462	1-4	.250	20-42	.476	41	73	114	6.3	61	5	6	45	11	11
Ohio Valley Conference Games Only																			
Season	G-GS	Min	Avg	FG-FGA	Pct	3FG-3FGA	Pct	FT-FTA	Pct	Off	Def	Tot	Avg	PF	FO	A	TO	Blk	Stl
2018-19	5-5	100	20.0	11-22	.500	0-0	.000	4-8	.500	13	20	33	6.6	17	2	1	14	4	3

YOUR REDHAWKS

2018-19 BASKETBALL NOTES



► Forward
► Senior (4) ► 6-8 ► 200
► Mobile, Ala.
► Gardendale H.S.
► McNeese State



14

QUATARRIUS WILSON

Will sit out the 2018-19 season due to NCAA Division I transfer regulations.

McNeese State: Earned Third-Team All-Southland Conference honors... Averaged a double-double 10.9 points and 10.2 rebounds per game in 28 starts in 2017-18...Was McNeese State's top rebounder who also ranked third on the team in both blocks (28) and scoring...Shot 51.5 percent (123-of-239) from the field, dished out 39 assists and collected 21 steals...Led the Southland Conference with 14 double-doubles...Was arguably one of the most underrated players in the Southland Conference.

Moberly Area CC: Began his sophomore season as a starter at Moberly Area Community College...Played in 28 games during the 2015-16 and 2016-17 campaigns...Pulled down double-digit rebounds twice with a high of 13 in a 105-59 win over St. John's Academy (12/9/16).

WILSON'S GAME-BY-GAME STATISTICS

2018-19	FG	3P	FT	O/D	REB	E	PTS	A	TO	B	S	M
at Saint Louis	DNP	-	-	-	-	-	-	-	-	-	-	-
at Bradley	DNP	-	-	-	-	-	-	-	-	-	-	-
Quincy	DNP	-	-	-	-	-	-	-	-	-	-	-
vs. Jacksonville	DNP	-	-	-	-	-	-	-	-	-	-	-
vs. UT Chattanooga	DNP	-	-	-	-	-	-	-	-	-	-	-
at South Alabama	DNP	-	-	-	-	-	-	-	-	-	-	-
Missouri S&T	DNP	-	-	-	-	-	-	-	-	-	-	-
Western Illinois	DNP	-	-	-	-	-	-	-	-	-	-	-
at Miss. Valley St.	DNP	-	-	-	-	-	-	-	-	-	-	-
Southern Illinois	DNP	-	-	-	-	-	-	-	-	-	-	-
at The Citadel	DNP	-	-	-	-	-	-	-	-	-	-	-
at Florida State	DNP	-	-	-	-	-	-	-	-	-	-	-
Abilene Christian	DNP	-	-	-	-	-	-	-	-	-	-	-
at SIU Edwardsville	DNP	-	-	-	-	-	-	-	-	-	-	-
UT Martin	DNP	-	-	-	-	-	-	-	-	-	-	-
Austin Peay	DNP	-	-	-	-	-	-	-	-	-	-	-
Murray State	DNP	-	-	-	-	-	-	-	-	-	-	-
at Morehead State	DNP	-	-	-	-	-	-	-	-	-	-	-
at Eastern Kentucky	DNP	-	-	-	-	-	-	-	-	-	-	-
SIU Edwardsville	DNP	-	-	-	-	-	-	-	-	-	-	-
Eastern Illinois	DNP	-	-	-	-	-	-	-	-	-	-	-
at Belmont	DNP	-	-	-	-	-	-	-	-	-	-	-
at Tennessee State	DNP	-	-	-	-	-	-	-	-	-	-	-
Tennessee Tech	DNP	-	-	-	-	-	-	-	-	-	-	-
Jacksonville State	DNP	-	-	-	-	-	-	-	-	-	-	-
at UT Martin	DNP	-	-	-	-	-	-	-	-	-	-	-
at Eastern Illinois	DNP	-	-	-	-	-	-	-	-	-	-	-
at Austin Peay	DNP	-	-	-	-	-	-	-	-	-	-	-
at Murray State	DNP	-	-	-	-	-	-	-	-	-	-	-
Tennessee State	DNP	-	-	-	-	-	-	-	-	-	-	-
Belmont	DNP	-	-	-	-	-	-	-	-	-	-	-

* - Game Started

2018-19 SEASON/CAREER HIGHS

Points	-
Total Rebounds	-
Offensive	-
Defensive	-
FG Made	-
FG Attempted.....	-
3-Point FG Made.....	-
3-Point FG Attempted.....	-
FT Made.....	-
FT Attempted.....	-
Assists	-
Blocks.....	-
Steals.....	-
Minutes	-

CAREER STATISTICS AT SOUTHEAST MISSOURI

Season	G-GS	Min	Avg	FG-FGA	Pct	3FG-3FGA	Pct	FT-FTA	Pct	Off	Def	Tot	Avg	PF	FO	A	TO	Blk	Stl	Pts	Avg
2018-19																					
Overall																					
Ohio Valley Conference Games Only																					
2018-19																					

YOUR REDHAWKS

2018-19 BASKETBALL NOTES



2018-19 Southeast Missouri Basketball Southeast Missouri Season/Career Statistics (as of Jan 18, 2019) All games



SEASON STATISTICS

CAREER STATISTICS

SUMMARY	gp-gs	min/g	fg%	3fg%	ft%	r/g	a/g	stl	blk	pts/g	gp-gs	min/g	fg%	3fg%	ft%	r/g	a/g	stl	blk	pts/g
HOGAN, Skyler	18-17	26.9	.463	.402	.818	3.3	1.2	13	5	12.7	5-5	27.0	.473	.269	.667	3.4	1.4	5	0	13.0
BREWER, Ledarius	16-14	27.6	.378	.274	.735	4.9	2.0	17	4	12.7	21-19	30.7	.430	.338	.768	4.0	1.2	21	12	15.5
CALDWELL, Alex	17-3	20.4	.446	.390	.813	2.2	1.9	16	4	8.8	5-3	23.2	.375	.385	.846	1.6	1.4	5	0	6.8
GABLE, Isaiah	18-18	22.9	.443	.370	.760	3.1	0.9	6	5	8.4	9-5	20.8	.523	.410	.778	3.4	0.2	2	0	10.9
DALTON, Jonathan	18-17	25.9	.444	.419	.763	2.3	3.8	10	1	6.3	39-23	23.9	.453	.389	.667	1.6	3.6	31	0	4.5
TOLBERT, Sage	18-18	21.2	.462	.250	.476	6.3	0.3	11	11	5.9	5-5	20.0	.500	.000	.500	6.6	0.2	3	4	5.2
LAROS, Mark	18-0	15.7	.606	.429	.542	3.4	0.3	5	5	5.5	23-2	15.0	.646	.333	.438	3.0	0.3	6	6	4.1
MCGLOTHAN, Gabe	18-0	18.7	.389	.207	.563	4.5	0.9	10	13	4.7	5-0	16.0	.316	.000	1.000	3.2	0.8	3	2	2.6
RUSSELL, Nygal	18-3	15.6	.358	.300	.538	2.9	1.3	6	2	4.5	5-2	15.8	.333	.364	.571	2.0	1.6	1	2	6.0
CUFFEE, Khalil	9-0	3.0	.526	.467	.250	0.2	0.1	2	0	3.1	2-0	2.5	.333	.500	.000	0.0	0.0	0	0	1.5
KAO, Oscar	11-0	4.9	.526	.455	1.000	0.6	0.5	1	0	2.5	3-0	4.3	.667	.500	.000	1.0	0.0	1	0	1.7
LEWIS, Donnie	15-0	7.5	.333	.000	.000	0.3	1.1	3	0	0.1	23-2	11.1	.462	.500	.429	0.8	1.8	6	0	1.0

SCORING	fg-fga	fg%	3fg-fga	3fg%	ft-fa	ft%	pts	pts/g	fg-fga	fg%	3fg-fga	3fg%	ft-fa	ft%	pts	pts/g
HOGAN, Skyler	87-188	.463	37-92	.402	18-22	.818	229	12.7	26-55	.473	7-26	.269	6-9	.667	65	13.0
BREWER, Ledarius	76-201	.378	26-95	.274	25-34	.735	203	12.7	108-251	.430	47-139	.338	63-82	.768	326	15.5
CALDWELL, Alex	50-112	.446	23-59	.390	26-32	.813	149	8.8	9-24	.375	5-13	.385	11-13	.846	34	6.8
GABLE, Isaiah	51-115	.443	30-81	.370	19-25	.760	151	8.4	34-65	.523	16-39	.410	14-18	.778	98	10.9
DALTON, Jonathan	36-81	.444	13-31	.419	29-38	.763	114	6.3	58-128	.453	21-54	.389	38-57	.667	175	4.5
TOLBERT, Sage	43-93	.462	1-4	.250	20-42	.476	107	5.9	11-22	.500	0-0	.000	4-8	.500	26	5.2
LAROS, Mark	40-66	.606	6-14	.429	13-24	.542	99	5.5	42-65	.646	4-12	.333	7-16	.438	95	4.1
MCGLOTHAN, Gabe	35-90	.389	6-29	.207	9-16	.563	85	4.7	6-19	.316	0-3	.000	1-1	1.000	13	2.6
RUSSELL, Nygal	29-81	.358	9-30	.300	14-26	.538	81	4.5	9-27	.333	4-11	.364	8-14	.571	30	6.0
CUFFEE, Khalil	10-19	.526	7-15	.467	1-4	.250	28	3.1	1-3	.333	1-2	.500	0-0	.000	3	1.5
KAO, Oscar	10-19	.526	5-11	.455	2-2	1.000	27	2.5	2-3	.667	1-2	.500	0-0	.000	5	1.7
LEWIS, Donnie	1-3	.333	0-1	.000	0-1	.000	2	0.1	6-13	.462	4-8	.500	6-14	.429	22	1.0

TOTALS	o-reb	d-reb	t-reb	pf	fo	ast	to	a/to	o-reb	d-reb	t-reb	pf	fo	ast	to	a/to
HOGAN, Skyler	12	48	60	27	0	21	23	0.9	2	15	17	7	0	7	8	0.9
BREWER, Ledarius	13	66	79	42	3	32	43	0.7	14	69	83	41	1	25	41	0.6
CALDWELL, Alex	9	29	38	34	0	33	24	1.4	1	7	8	11	0	7	11	0.6
GABLE, Isaiah	8	47	55	41	0	16	25	0.6	9	22	31	17	0	2	9	0.2
DALTON, Jonathan	3	39	42	29	0	68	34	2.0	12	50	62	60	1	139	62	2.2
TOLBERT, Sage	41	73	114	61	5	6	45	0.1	13	20	33	17	2	1	14	0.1
LAROS, Mark	23	38	61	30	0	5	19	0.3	26	44	70	34	0	8	25	0.3
MCGLOTHAN, Gabe	26	55	81	55	0	16	14	1.1	6	10	16	16	0	4	5	0.8
RUSSELL, Nygal	9	43	52	32	1	24	24	1.0	3	7	10	10	0	8	8	1.0
CUFFEE, Khalil	0	2	2	5	0	1	4	0.3	0	0	0	1	0	0	1	0.0
KAO, Oscar	1	6	7	5	0	5	2	2.5	0	3	3	0	0	0	0	0.0
LEWIS, Donnie	1	3	4	8	0	16	5	3.2	4	15	19	21	0	41	14	2.9

YOUR REDHAWKS

2018-19 BASKETBALL NOTES

GAME 1

SAINT LOUIS 75, SOUTHEAST MISSOURI 65

November 6, 2018 • Chaifetz Arena • St. Louis, Mo.

Southeast Missouri 65 • 0-1

#	Player	Total		3-Ptr		Rebounds		PF	TP	A	To	Bk	Stl	Min	
		FG-FGA	FT-FTA	FG-FGA	FT-FTA	Off	Def								
13	GABLE, Isaiah	f	2-6	2-5	0-0	0	1	1	3	6	1	1	1	0	20
23	TOLBERT, Sage	f	3-7	0-0	1-2	4	1	5	4	7	0	2	0	1	23
03	HOGAN, Skyler	g	2-4	0-0	0-0	0	4	4	2	4	0	4	0	1	25
05	DALTON, Jonathan	g	3-5	1-1	0-0	1	1	2	0	7	3	4	0	0	28
25	BREWER, Ledarrus	g	7-17	2-7	2-2	0	7	7	5	18	2	3	0	2	33
00	CALDWELL, Alex	g	4-7	1-2	5-6	0	2	2	4	14	4	1	0	0	19
04	KAO, Oscar	g	0-1	0-0	0-0	0	0	0	1	0	0	0	0	0	2
11	RUSSELL, Nygal	g	0-3	0-0	0-0	0	1	1	5	0	2	1	0	0	12
20	MCGLOTHAN, Gabe	g	3-5	1-2	0-0	0	6	6	3	7	2	0	0	0	26
42	LAROS, Mark	g	1-3	0-0	0-0	0	0	0	1	2	0	0	0	0	12
Team						1	2	3							
Totals			25-58	7-17	8-10	6	25	31	28	65	14	16	1	4	200
FG % 1st Half: 9-29 31.0% 2nd half: 16-29 55.2% Game: 25-58 43.1% Deadball															
3FG % 1st Half: 4-9 44.4% 2nd half: 3-8 37.5% Game: 7-17 41.2% Rebounds															
FT % 1st Half: 2-2 100.0 2nd half: 6-8 75.0% Game: 8-10 80.0% 1															

Saint Louis 75 • 1-0

#	Player	Total		3-Ptr		Rebounds		PF	TP	A	To	Bk	Stl	Min
		FG-FTA	FG-FTR	FT-FTA	FT-FTR	Off	Def							
05	Carte'Are Gordon	f	1-2	0-0	0-0	0	2	2	4	2	2	3	1	15
11	Hasahn French	f	1-1	0-0	0-0	2	10	12	2	2	4	0	3	34
00	Jordan Goodwin	g	3-8	0-2	5-9	2	4	6	5	11	2	5	0	27
02	Tramaine Isabell Jr.	g	6-13	0-6	6-11	0	3	0	0	18	1	4	0	30
03	Javon Bess	g	6-11	2-6	4-6	0	5	5	2	18	3	1	0	35
01	D.J. Foreman	g	5-6	0-0	2-3	3	0	3	2	12	1	0	0	23
04	Dion Wiley	g	3-9	2-8	1-2	0	1	1	0	9	1	1	0	27
15	Demarius Jacobs	g	0-0	0-0	1-2	0	1	1	0	1	1	0	0	3
20	Fred Thatch Jr.	g	1-4	0-3	0-0	1	1	2	0	2	1	0	0	6
Team						3		4						
Totals		26-54		4-25		19-33		11-28		39-15		16-14		9 200
FG % 1st Half: 16-32		50.0%		2nd half: 10-22		45.5%		Game: 26-54		48.1%		Deadball		Rebounds
3FG % 1st Half: 3-16		18.8%		2nd half: 1-9		11.1%		Game: 4-25		16.0%				
FT % 1st Half: 5-6		83.3%		2nd half: 14-27		51.9%		Game: 19-33		57.6%				

Officials: Rick Crawford, Eric Anderson, Ed Crenshaw
Technical fouls: Southeast Missouri-None. Saint Louis-None.
Attendance: 6028

Score by periods	1st	2nd	Total
Southeast Missouri	24	41	65
Saint Louis	40	35	75

Points	In	Off	2nd	Fast
SEMO	26	12	4	18
SU	34	23	23	17

GAME 2

BRADLEY 68, SOUTHEAST MISSOURI 57

November 10, 2018 • Carver Arena • Peoria, Ill.

SE Missouri State 57 • 0-2

Wichita State vs St. Louis															
#	Player	FG	Total FG	3-Ptr	FG	FT	FTA	Rebounds	PF	TP	A	To	Bk	Stl	Min
13	GABLE, Isaiah	f	0-4	0-2	0-2	1	3	4	3	0	2	0	0	16	
23	TOLBERT, Sage	f	5-8	0-0	3-6	5	3	8	4	13	0	3	1	28	
03	HOGAN, Skyler	g	2-10	1-6	1-1	1	3	4	3	6	0	1	0	28	
05	DALTON, Jonathan	g	2-3	1-2	4-4	0	1	1	3	9	3	2	0	24	
25	BREWER, Ledarrus	g	3-15	1-8	4-6	1	7	8	2	11	3	2	0	33	
00	CALDWELL, Alex	g	3-7	0-1	0-0	1	2	3	2	6	1	2	0	18	
11	RUSSELL, Nygal	g	2-6	1-2	2-2	1	3	4	2	7	1	2	0	21	
15	LEWIS, Donnie	g	0-0	0-0	0-0	0	0	0	2	0	0	0	0	5	
20	MCGLOTHAN, Gabe	g	0-1	0-1	3-4	0	3	4	3	1	1	1	1	16	
42	LAROS, Mark	g	1-3	0-1	0-0	1	1	2	3	2	0	0	0	11	
Team															
Totals		18-57		4-23		17-25		14-26		40-28		9-15		2-20	
FG % 1st Half: 8-28		28.6%		2nd half: 10-29		34.5%		Game: 18-57		31.6%				Deadball	
3FG % 1st Half: 2-12		16.7%		2nd half: 2-11		18.2%		Game: 4-23		17.4%				Rebounds	
FT % 1st Half: 5-8		62.5%		2nd half: 12-17		70.6%		Game: 17-25		68.0%					

Bradley 68 • 2-0

#	Player	Total		3-Ptr		Rebounds		PF	TP	A	To	Bk	Stl	Min	
		FG-FGA	FG-FTA	FT-FTA	Off	Def									
10	Childs, Elijah	f	3-12	0-2	2-2	2	9	11	3	8	1	3	5	35	
12	Bar, Koch	c	2-4	0-0	0-0	1	2	3	4	4	0	3	1	13	
05	Brown, Darrell	g	3-9	2-5	7-12	0	1	1	15	6	1	0	3	33	
23	Lautier-Ogunleye, D.	g	4-6	1-2	13-15	2	3	5	2	22	2	2	0	31	
25	Kennell, Nate	g	1-6	1-6	0-0	1	3	4	3	2	0	0	0	21	
03	Pittman, Antoine	g	2-4	1-3	0-2	0	4	4	1	5	1	0	0	15	
13	van Bree, Luuk	g	3-3	3-3	0-0	0	2	2	3	9	0	0	0	27	
22	Henry, Ja'Shon	g	1-4	0-1	0-1	2	1	3	1	2	0	1	0	8	
35	Hodgson, Jayden	g	0-1	0-1	0-0	0	0	0	5	0	2	2	0	17	
Team						1		3				1			
Totals		19-49		8-23		22-32		9-28		37-23		14-13			6-9-200
FG % 1st Half: 10-29		34.5%		2nd half: 9-20		45.0%		Game: 19-49		38.8%				Deadball Rebounds 5	
3FG % 1st Half: 4-13		30.8%		2nd half: 4-10		40.0%		Game: 8-23		34.8%					
FT % 1st Half: 7-13		53.8%		2nd half: 15-19		78.9%		Game: 22-32		68.8%					

Officials: Rick Crawford, Roland Simmons, Tommy Short
Technical fouls: SE Missouri State-None. Bradley-None.
Attendance: 5181
BU #35 Hodgson fouls out at 2:06

Score by periods	1st	2nd	Total
SE Missouri State	23	34	57
Bradley	31	37	68

Points	In	Off	2nd	Fast
SEMO	24	15	11	10
BRAD	22	17	7	16

GAME 3

SOUTHEAST MISSOURI 102, QUINCY 66

November 12, 2018 • Show Me Center • Cape Girardeau, Mo.

Quincy 66 • 1-1

#	Player		Total		3-Ptr		Rebounds		PF	TP	A	To	Bk	Stl	Min
			FG-FGA	FT-FTA	FG-FGA	FT-FTA	Off	Def							
24	Stuckman, Tanner	f	3-5	2-3	0-0	3	1	4	1	8	0	0	0	0	15
33	Hinton, Marcus	f	1-2	0-0	3-3	0	5	5	2	5	0	1	1	0	12
00	Wormack, Jah-Kobe	g	4-12	2-4	4-4	1	1	2	1	14	2	2	1	0	21
02	Briscoe, Ryan	g	1-5	0-3	0-0	0	3	3	1	2	3	1	0	0	21
03	Houston, Demetrius	g	7-17	1-6	0-0	0	1	1	0	15	3	0	0	0	24
01	Downing, Austin	g	0-3	0-2	0-0	1	0	1	3	0	0	2	0	0	14
04	Zurcher, Lucas	g	0-0	0-0	0-0	0	0	0	0	0	1	0	0	0	2
05	Johnson, Marsalis	g	3-4	0-0	0-1	3	2	5	1	6	1	1	0	0	19
10	Dossier, Bobby	g	1-4	0-2	3-4	0	1	1	5	0	0	0	0	0	17
12	Parker, Robert	g	0-1	0-1	0-0	0	1	1	3	0	0	3	0	0	10
15	Mey, Trevor	g	1-3	0-0	0-0	0	0	0	1	2	0	1	0	0	6
20	Alexander, DeAndre	g	0-3	0-0	4-6	1	1	2	0	4	1	1	0	1	15
42	Fadika, Aziz	g	2-3	0-0	1-2	1	2	3	0	5	0	0	0	0	24
Totals			23-62	5-21	15-20	12	19	31	4	66	11	2	2	2	200
FG 1st Half: 11-35 31.4%			2nd half: 12-27 44.4%		Game: 23-62 37.1%										
3FG 1st Half: 2-13 15.4%			2nd half: 3-8 37.5%		Game: 5-21 23.8%										
FT 1st Half: 8-9 88.9%			2nd half: 7-11 63.6%		Game: 15-20 75.0%		Rebounds 4								

YOUR REDHAWKS

2018-19 BASKETBALL NOTES

GAME 13

ABILENE CHRISTIAN 70, SOUTHEAST MISSOURI 68

December 21, 2018 • Show Me Center • Cape Girardeau, Mo.

Abilene Christian 70 • 10-2

#	Player	Total		3-Ptr		Rebounds		PF	TP	A	TO	Blk	Stl	Min
		FG	F-GA	FG	F-GA	Off	Def							
01	Lewis, Jaren	r	7-10	0-1	5-6	1	4	5	3	19	4	3	0	2
21	Friday, Jalone	c	6-17	1-5	4-6	1	4	5	3	17	1	1	5	1
00	Franklin, Jaylen	g	4-5	0-0	4-7	0	3	3	1	12	2	3	0	1
05	Ricks, Payten	g	4-10	2-5	5-5	0	3	3	2	15	2	2	0	4
14	Lenox, Trey	g	1-2	1-1	0-0	0	1	1	0	3	0	0	0	0
04	Daniels, Damien	g	0-2	0-2	0-0	1	1	2	1	0	2	1	0	0
13	Maxwell, B.J.	g	1-3	0-1	2-2	2	5	7	3	4	0	1	0	1
15	Farquhar, Hayden	g	0-0	0-0	0-2	0	0	0	0	0	0	0	0	0
32	Pleasant, Joe	g	0-1	0-0	0-0	0	1	1	2	0	0	1	0	0
34	Kohl, Kolton	g	0-0	0-0	0-0	0	0	0	0	0	0	0	0	0
42	Gayman, Clay	g	0-0	0-0	0-0	0	1	1	1	0	1	2	0	0
	Team					0	1	1						
	Totals		23-50	4-15	20-28	5	24	29	16	70	12	14	5	9

FG % 1st Half: 12-25 48.0% 2nd half: 11-25 44.0% Game: 23-50 46.0%
 3FG % 1st Half: 1-8 12.5% 2nd half: 3-7 42.9% Game: 4-15 26.7%
 FT % 1st Half: 5-8 62.5% 2nd half: 15-20 75.0% Game: 20-28 71.4%

Southeast Missouri 68 • 5-8

#	Player	Total		3-Ptr		Rebounds		PF	TP	A	TO	Blk	Stl	Min
		FG	F-GA	FG	F-GA	Off	Def							
13	GABLE, Isaiah	r	2-3	1-2	2-2	0	1	1	4	7	2	5	0	0
23	TOLBERT, Sage	r	2-5	0-0	1-2	0	4	4	5	0	3	1	1	22
03	HOGAN, Skyler	g	5-11	4-8	0-0	0	1	1	0	14	1	2	0	1
05	DALTON, Jonathan	g	4-7	1-3	4-5	0	3	3	2	13	7	1	0	0
25	BREWER, Ledarius	g	6-11	3-6	0-0	0	3	3	2	15	1	5	0	1
01	CUFFEE, Khalil	g	0-1	0-1	0-0	0	1	1	0	0	0	0	0	0
04	KAO, Oscar	g	2-4	2-3	2-2	0	3	3	2	8	0	0	0	0
11	RUSSELL, Nygal	g	0-0	0-0	0-0	0	1	1	3	0	1	2	0	0
15	LEWIS, Donnie	g	0-0	0-0	0-0	0	1	1	3	0	1	2	0	0
30	MCGLOTHAN, Gabe	g	0-2	0-0	0-2	1	4	5	4	0	1	1	1	0
42	LAROS, Mark	g	3-5	0-1	0-0	0	3	3	2	6	0	2	1	0
	Team					3	1	4						
	Totals		24-49	11-24	9-13	4	26	30	27	68	14	23	3	4

FG % 1st Half: 12-22 54.5% 2nd half: 12-27 44.4% Game: 24-49 49.0%
 3FG % 1st Half: 5-12 41.7% 2nd half: 6-12 50.0% Game: 11-24 45.8%
 FT % 1st Half: 2-2 100.0 2nd half: 7-11 63.6% Game: 9-13 69.2%

Officials: Tim Fitzgerald, Alex Manuel, Chris Koopman
 Technical fouls: Abilene Christian-None. Southeast Missouri-None.
 Attendance: 672

Score by periods	1st	2nd	Total
Abilene Christian	30	40	70
Southeast Missouri	31	37	68

In	Off	2nd	Fast	Bench
Points	Paint	T/O	Chance	Break
ACU	28	19	4	0
SEMO	22	18	1	0

GAME 14

SIU EDWARDSVILLE 94, SOUTHEAST MISSOURI 88

January 3, 2019 • Vadalabene Center • Edwardsville, Ill.

Southeast Mo. St. 88 • 5-9, 0-1 OVC

#	Player	Total		3-Ptr		Rebounds		PF	TP	A	TO	Blk	Stl	Min
		FG	F-GA	FG	F-GA	Off	Def							
13	Isaiah Gable	r	5-11	3-7	4-4	1	5	6	2	17	0	1	0	1
23	Sage Tolbert	r	1-4	0-0	1-2	2	3	5	2	3	0	3	1	1
03	Skyler Hogan	g	7-14	4-7	0-0	0	2	2	2	18	1	2	0	1
05	Jonathan Dalton	g	2-6	1-3	5-5	1	2	3	1	10	8	0	0	0
11	Nygal Russell	g	4-6	3-5	0-0	2	2	4	4	11	2	1	1	0
00	Alex Caldwell	g	1-3	0-1	2-2	0	1	1	2	4	1	0	1	0
04	Oscar Kao	g	2-2	1-1	0-0	0	0	0	0	5	0	0	0	0
15	Donnie Lewis	g	1-1	0-0	0-1	0	0	0	0	2	4	0	0	0
30	Gabe McGlothlan	g	2-5	0-1	0-0	3	1	4	3	4	1	4	0	1
42	Mark Laros	g	5-6	1-1	3-4	1	1	2	3	14	0	3	0	0
	Team					0	0	0						
	Totals		30-58	13-26	15-18	10	17	27	19	88	20	15	2	5

FG % 1st Half: 12-29 41.4% 2nd half: 18-29 62.1% Game: 30-58 51.7%
 3FG % 1st Half: 5-11 45.5% 2nd half: 8-15 53.3% Game: 13-26 50.0%
 FT % 1st Half: 1-2 50.0% 2nd half: 14-16 87.5% Game: 15-18 83.3%

SIUE 94 • 5-8, 1-0 OVC

#	Player	Total		3-Ptr		Rebounds		PF	TP	A	TO	Blk	Stl	Min
		FG	F-GA	FG	F-GA	Off	Def							
33	Anselm Uzuegbunem	r	1-2	0-0	0-0	0	3	3	2	0	2	1	0	0
32	Brandon Jackson	r	7-10	2-2	1-2	3	5	8	0	17	1	2	0	0
05	Tyrese Williford	g	2-10	0-3	3-4	1	2	3	4	7	6	2	0	0
15	David McFarland	g	7-12	3-7	5-5	0	2	2	1	22	4	0	1	0
24	Cameron Williams	g	10-12	4-6	3-3	0	1	1	1	27	1	1	0	0
00	Trevaon Martin	g	3-3	0-0	0-0	1	2	3	2	6	1	1	0	0
01	D.J. Jackson	g	0-1	0-0	0-0	0	1	1	1	0	0	0	0	0
03	Daniel Kinchen	g	0-3	0-2	0-0	0	1	1	2	0	2	0	0	0
13	Christian Ellis	g	5-7	1-2	2-2	4	1	5	2	13	4	4	0	1
	Team					1	0	1						
	Totals		35-60	10-22	14-16	10	18	28	16	94	19	13	2	4

FG % 1st Half: 18-32 56.3% 2nd half: 17-28 60.7% Game: 35-60 58.3%
 3FG % 1st Half: 5-11 45.5% 2nd half: 5-11 45.5% Game: 10-22 45.5%
 FT % 1st Half: 4-5 80.0% 2nd half: 10-11 90.9% Game: 14-16 87.5%

Officials: Kyle Bottoms, Tommy Short, Kevin Driver
 Technical fouls: Southeast Mo. St.-None. SIUE-None.
 Attendance: 1046
 2018-19 Men's Basketball. Round: 0. SIUE vs Southeast Mo. St.. Played at .

Score by periods	1st	2nd	Total
Southeast Mo. St.	30	58	88
SIUE	45	49	94

In	Off	2nd	Fast	Bench
Points	Paint	T/O	Chance	Break
SIUE	26	16	15	6
SEMO	36	17	10	11

GAME 15

SOUTHEAST MISSOURI 74, UT MARTIN 69 OT

January 5, 2019 • Show Me Center • Cape Girardeau, Mo.

UT Martin 69 • 5-8, 0-2 OVC

#	Player	Total		3-Ptr		Rebounds		PF	TP	A	TO	Blk	Stl	Min
		FG	F-GA	FG	F-GA	Off	Def							
22	DOVE, Quintin	r	5-11	0-1	0-0	1	2	3	5	10	0	2	0	1
30	GILL, Jaiel	c	1-4	0-0	2-3	1	2	3	2	4	0	0	0	0
03	LITTLE, Kevin	g	3-11	2-8	1-2	0	4	4	3	9	1	4	0	3
04	HEWITT, Parrish	g	0-0	0-0	0-0	0	0	0	0	0	0	0	0	0
11	BOGAN, Delfinco	g	2-11	2-7	2-2	2	2	4	2	8	0	1	1	1
00	PARKS, Preston	g	4-10	2-7	2-2	2	4	6	3	12	1	6	0	0
05	HAWTHORNE, JR., Dere	g	3-9	1-6	0-2	2	3	5	1	7	0	1	0	1
12	LEWIS, Fatodd	g	6-15	1-6	6-8	4	5	9	2	19	2	2	2	0
35	SANOE, Minfeke	g	0-1	0-0	0-0	0	0	0	1	0	0	1	0	0
	Team					2	8	10						
	Totals		24-72	8-35	13-19	14	30	44	19	69	4	18	4	7

FG % 1st Half: 13-35 37.1% 2nd half: 7-26 26.9% OT: 4-11 36.4% Game: 24-72 33.3%
 3FG % 1st Half: 5-19 26.3% 2nd half: 1-9 11.1% OT: 2-7 28.6% Game: 8-35 22.9%
 FT % 1st Half: 2-2 100.0 2nd half: 10-15 66.7% OT: 1-2 50.0% Game: 13-19 68.4%

Southeast Missouri 74 • 6-9, 1-1 OVC

#	Player	Total		3-Ptr		Rebounds				PF	TP	A	TO	Blk	Stl	Min
		FG	FGA	FG	FGA	FT	FTA	Off	Def							
13	GABLE, Isaiah	f	11-17	4-9	2-4	2	5	7	3	28	0	3	0	0	0	23
23	TOLBERT, Sage	f	3-4	0-0	1-2	2	5	7	5	7	0	3	1	1	1	40
03	HOGAN, Skyler	g	4-14	3-11	0-0	0	7	7	2	11	3	3	0	2	30	
05	DALTON, Jonathan	g	2-6	0-1	4-5	0	2	2	0	8	5	2	0	2	39	
11	RUSSELL, Nygal	g	0-5	0-3	0-2	0	4	4	1	0	5	5	0	1	18	
00	CALDWELL, Alex	g	5-8	3-4	4-5	1	4	5	2	17	1	5	0	1	39	
15	LEWIS, Donnie	g	0-0	0-0	0-0	0	0	0	0	0	0	1	0	0	0	
30	MCGLOTHAN, Gabe	g	1-4	0-1	1-1	1	2	3	4	3	0	1	0	0	10	
42	LAROS, Mark	g	0-2	0-0	0-0	0	2	2	0	0	1	0	0	0	17	
	Team					3	5	8								
	Totals		26-60	10-29	12-19	9	36	45	19	74	14	24	1	7	225	

YOUR REDHAWKS

2018-19 BASKETBALL NOTES

GAME 17

MURRAY STATE 85, SOUTHEAST MISSOURI 67

January 12, 2019 • Show Me Center • Cape Girardeau, Mo.

Murray State 85 • 13-2, 4-0 OVC

#	Player	Total		3-Ptr		Rebounds		PF	TP	A	TO	Blk	Stl	Min
		FG-FGA	FG-FGA	FT-FTA	Off Def Tot	PF	TP							
04	Sanchious, Brion	f	1-2	0-0	2-2	3	0	3	1	4	1	0	0	20
23	Williams, KJ	f	4-6	0-0	1-3	4	6	10	3	9	3	0	0	23
10	Brown, Tevin	g	3-12	2-9	0-0	1	1	2	1	8	2	0	0	30
11	Buchanan, Shaq	g	5-8	2-4	1-2	0	6	6	2	13	1	0	0	30
12	Moran, Ja	g	6-11	0-2	5-6	1	2	3	1	17	14	6	1	37
00	Davis, Mike		3-4	2-3	0-0	0	4	4	2	8	0	0	0	16
13	Gilmore, Devin		0-0	0-0	0-0	0	2	2	0	0	0	0	0	3
14	Eaves, Jaiveon		3-6	1-4	0-0	0	0	0	1	7	0	1	0	7
22	Whitley, Brion		2-4	2-4	1-2	0	1	1	1	7	0	0	0	13
25	Johnson, Jalen		0-1	0-1	0-0	0	0	0	0	0	0	0	0	3
32	Cowart, Darnell		6-9	0-0	0-0	1	2	3	2	12	0	0	0	18
Team						4	3	7						
Totals			33-63	9-27	10-15	14	27	41	14	85	21	7	1	4
FG % 1st Half: 19-32		59.4%	2nd half: 14-31	45.2%	Game: 33-63	52.4%	Deadball							
3FG % 1st Half: 5-13		38.5%	2nd half: 4-14	28.6%	Game: 9-27	33.3%	Rebounds							
FT % 1st Half: 3-4		75.0%	2nd half: 7-11	63.6%	Game: 10-15	66.7%	3							

Southeast Missouri 67 • 6-11, 1-3 OVC

#	Player	Total		3-Ptr		Rebounds		PF	TP	A	TO	Blk	Stl	Min
		FG-FGA	FG-FGA	FT-FTA	Off Def Tot	PF	TP							
13	GABLE, Isaiah	f	3-5	3-4	2-3	1	2	3	2	11	0	2	0	28
23	TOLBERT, Sage	f	2-4	0-0	0-0	1	2	3	3	4	0	0	0	10
00	CALDWELL, Alex	g	1-5	1-4	2-2	0	1	1	1	5	1	1	0	14
03	HOGAN, Skyler	g	3-8	0-4	0-0	1	2	3	1	6	0	3	0	21
05	DALTON, Jonathan	g	2-3	0-0	0-0	0	0	0	0	4	3	1	0	11
01	CUFFEE, Khalil		1-2	1-2	0-0	0	0	0	1	3	0	1	0	4
04	KAO, Oscar		0-1	0-1	0-0	0	3	3	0	0	0	0	0	7
11	RUSSELL, Nygal		2-8	1-2	3-4	0	0	0	3	8	1	1	1	19
15	LEWIS, Donnie		0-0	0-0	0-0	0	1	1	0	0	3	0	0	15
25	BREWER, Ledarrrius		5-10	0-2	3-3	0	1	1	3	13	1	0	0	23
20	MCGLOTHAN, Gabe		2-5	0-1	0-0	1	2	3	2	4	0	0	1	20
32	LAROS, Mark		3-4	1-2	2-4	1	1	2	1	9	0	0	0	18
Team						2	3	5						
Totals			24-55	7-22	12-16	7	18	25	17	67	9	9	2	6
FG % 1st Half: 14-29		48.3%	2nd half: 10-26	38.5%	Game: 24-55	43.6%	Deadball							
3FG % 1st Half: 5-14		35.7%	2nd half: 2-8	25.0%	Game: 7-22	31.8%	Rebounds							
FT % 1st Half: 5-7		71.4%	2nd half: 7-9	77.8%	Game: 12-16	75.0%	1							

Officials: Gene Grimshaw, John Boylan, Dillon Brasher
Technical fouls: Murray State-None. Southeast Missouri-None.
Attendance: 3143

Score by periods	1st	2nd	Total
Murray State	46	39	85
Southeast Missouri	38	29	67

	In	Off	2nd	Fast	Bench
Points	Paint	T/O	Chance	Break	
MUR	36	13	19	6	34
SEMO	20	11	5	2	37

GAME 18

MOREHEAD STATE 73, SOUTHEAST MISSOURI 69

January 17, 2019 • Johnson Arena • Morehead, Ky.

Southeast Missouri 69 • 6-12/1-4 OVC

#	Player	Total		3-Ptr		Rebounds		PF	TP	A	TO	Blk	Stl	Min
		FG-FGA	FG-FGA	FT-FTA	Off Def Tot	PF	TP							
13	GABLE, Isaiah	f	8-14	4-9	0-0	0	3	3	3	20	0	0	0	29
23	TOLBERT, Sage	f	1-4	0-0	2-4	4	4	8	5	4	0	4	2	16
00	CALDWELL, Alex	g	0-2	0-1	0-0	0	1	1	4	0	0	0	0	9
03	HOGAN, Skyler	g	6-9	0-2	2-2	0	3	3	1	14	3	0	0	32
25	BREWER, Ledarrrius	g	4-12	0-2	0-0	3	1	4	2	8	3	4	1	30
05	DALTON, Jonathan		3-6	0-0	0-1	0	3	3	4	6	1	1	0	21
11	RUSSELL, Nygal		1-4	0-0	1-2	1	1	2	2	3	0	0	0	9
15	LEWIS, Donnie		0-1	0-0	0-0	1	0	1	1	0	3	1	0	19
30	MCGLOTHAN, Gabe		1-3	0-0	0-0	1	4	5	3	2	2	0	0	19
42	LAROS, Mark		5-8	2-4	0-0	3	3	6	2	12	1	1	1	16
Team						2	0	2						
Totals			29-63	6-18	5-9	15	23	38	27	69	13	11	4	7
FG % 1st Half: 12-31		38.7%	2nd half: 17-32	53.1%	Game: 29-63	46.0%	Deadball							
3FG % 1st Half: 3-10		30.0%	2nd half: 3-8	37.5%	Game: 6-18	33.3%	Rebounds							
FT % 1st Half: 1-4		25.0%	2nd half: 4-5	80.0%	Game: 5-9	55.6%	3							

Morehead State 73 • 6-12/2-3 OVC

#	Player	Total		3-Ptr		Rebounds		PF	TP	A	TO	Blk	Stl	Min
		FG-FGA	FG-FGA	FT-FTA	Off Def Tot	PF	TP							
03	BAKER, James	f	4-9	2-5	1-2	1	3	4	2	11	1	1	3	33
13	HARRIS, Lamontay	f	7-11	3-3	2-2	3	3	6	5	19	2	0	3	28
00	HICKS, A.J.	g	3-7	0-3	3-4	0	1	1	1	9	11	4	1	35
01	COOPER, De'von	g	5-9	3-6	3-4	1	4	5	1	16	1	1	2	34
02	WALKER, Jordan	g	2-8	2-3	4-5	0	5	5	3	10	2	2	0	35
12	GREEN, Malek		1-2	0-0	0-0	0	2	2	0	2	0	0	0	10
23	RIDDLE, Malik		0-0	0-0	0-0	0	1	1	0	0	1	1	0	3
32	HENSON, Djimon		1-4	1-3	1-2	0	0	0	1	4	1	0	0	15
34	WILSON, Ja'cori		1-3	0-2	0-0	1	1	2	0	2	0	1	0	7
Team						2	0	2						
Totals			24-53	11-25	14-19	8	20	28	13	73	19	10	9	3
FG % 1st Half: 12-28		42.9%	2nd half: 12-25	48.0%	Game: 24-53	45.3%	Deadball							
3FG % 1st Half: 4-10		40.0%	2nd half: 7-15	46.7%	Game: 11-25	44.0%	Rebounds							
FT % 1st Half: 2-2		100.0	2nd half: 12-17	70.6%	Game: 14-19	73.7%	3							

Officials: Jason Baker, Davis Maxwell, Jon Campbell
Technical fouls: Southeast Missouri-MCGLOTHAN, Gabe; GABLE, Isaiah. Morehead
State-HARRIS, Lamontay 2.
Attendance: 2024
MSU #13 Harris ejected at 2:46 2nd half for two technical fouls.

Score by periods	1st	2nd	Total
Southeast Missouri	28	41	69
Morehead State	30	43	73

	In	Off	2nd	Fast	Bench
Points	Paint	T/O	Chance	Break	
SEMO	36	5	14	0	23
MORM	22	13	5	0	8