

YOUR REDHAWKS

2018 VOLLEYBALL MEDIA GUIDE



#LETSSOAR



**DO
YOU
HAVE
THE
WILL
TO**

serve all
community
members?



**SOUTHEAST MISSOURI
STATE UNIVERSITY • 1873**



TABLE OF CONTENTS



INTRO TO REDHAWK VOLLEYBALL

Media Information.....	2-3
Houck Field House.....	4-5
Holcomb Success Center.....	6-7
Social Development.....	8-9
Strength & Conditioning.....	10-11
Sports Medicine.....	12-13
Redhawks & Under Armour.....	14-15
President Dr. Carlos Vargas.....	16-17
Director of Athletics Brady Barke.....	18-19
Athletics Staff.....	20-22

2018 SEASON PREVIEW

Season Outlook.....	24-25
2018 Schedule.....	26
2018 Roster Breakdown.....	27-28
TV/Radio Roster.....	29
Class Photos.....	30

COACHING STAFF

Head Coach Julie Yankus.....	32-33
Assistant Coach Bob Crank.....	34
Assistant Coach Carly Thomas.....	35
Mission Statement.....	36

PLAYER PROFILES

Keegan Fornoff.....	38
Haley Bilbruck.....	39
Madeline Grimm.....	40
Madara Bajare.....	41
Annie Wehrheim.....	42
Krista Berns.....	43
Mikayla Kuhlmann.....	44
Emily Boggetto.....	45
Maggie Adams.....	46
Ally Dion.....	47
Newcomers.....	48-50

2017 SEASON IN REVIEW

2017 Overall Stats.....	52
2017 Conference Stats.....	53
2017 Results.....	54
2017 Match-by-Match Stats.....	55
Final OVC Rankings & Leaders.....	56

DIG FOR LIFE

Dig For Life Campaign.....	58-60
----------------------------	-------

RECORDS & HISTORY

Team & Match Records.....	62-63
25-Point Rally Scoring Records.....	64-65
30-Point Rally Scoring Records.....	66-67
Year-By-Year Coaching History.....	68
Former Head Coach Cindy Gannon.....	69
OVC Championships & Honors.....	70
OVC Players of the Week.....	71
OVC Tournament History.....	72
Academic Achievement.....	73
Hall of Fame.....	74-75
All-Time Series Histories.....	76-82
All-Time Yearly Results.....	83-87

THIS IS THE OVC

OVC History.....	90-91
2018 OVC Tournament.....	92
OVC Staff.....	93
OVC Map.....	94

THIS IS SOUTHEAST

University Guide.....	96-101
-----------------------	--------

CREDITS

The 2018 Southeast Missouri Women's Volleyball Information Guide was written, edited and designed by Strategic Communications Assistant Director Morgan Harding and Strategic Communications Graduate Assistant Eric Mueller. Cover design and additional graphics assistance provided by Veda Barnett, Tonya Wells, Krista Mayfield, and Josh Russell. Photography by Marc Mahnke, Josh Russell, and Keith Hente. Other editorial assistance by Assistant Director of Athletics for Strategic Communications Jeff Honza.

NCAA Infractions Report

Southeast Missouri State University accepts the sanctions announced today by the National Collegiate Athletic Association (NCAA) Division I Committee on Infractions panel in its investigation into the Southeast men's basketball program during the 2015-2016 academic year.

Summary of the violations:

The case involved academic misconduct by a former assistant men's basketball coach at Southeast and centered on 1) knowingly arranging for the receipt of fraudulent academic credit for a prospective student-athlete; 2) providing false or misleading information during his interviews; and 3) failure to cooperate with the institution and enforcement staff's investigation.

Penalties prescribed by the panel include the following:

- Public reprimand and censure of the University
- A two-year extension of probation from the University's 2016 infractions case involving the women's basketball program, which will conclude on Feb. 11, 2019.
- A six-year show-cause period for the former coach from March 10, 2017, through March 9, 2023. Any NCAA school employing him in an athletically related role during that time can appear with him before a Committee on Infractions panel to determine if the former coach's athletically related duties should be limited. A \$5,000 fine (self-imposed by the University).



MEDIA

CREDENTIALS

Credentials are required for entrance to the court. To request season or single-game credentials, please contact the Southeast Missouri Strategic Communications office by phone at (573) 651-2937 or email at ejmueller@semo.edu.

PRESS BOX DECORUM

The Houck Field House Press Row is reserved for working media only. Seating is assigned by the Strategic Communications office. Professional conduct is expected at all times. Cheering or outward expression is inappropriate. Credentials must be worn at all times. Failure to abide by these policies can result in credentials being revoked.

PHOTOGRAPHERS

Please observe NCAA regulations and shoot from the designated areas. Photographers are not permitted on the playing floor and must display their credentials at all times. Flash photography is strictly prohibited inside Houck Field House.

WIRELESS INTERNET

The Houck Field press row is equipped with wireless Internet. Please see a member of the Southeast Strategic Communications staff for login information.

INTERVIEW POLICIES

Student-athletes and coaches are generally available after practice or upon request. Please provide the Strategic Communications office with at least 24 hours notice to coordinate interviews with student-athletes and coaches. Requests can be made by calling Eric Mueller at (573) 651-2937. Mueller can also be reached via email at ejmueller@semo.edu.

VOLLEYBALL EMAIL LIST

If you would like to be added to the Redhawk Volleyball email list to receive breaking news about the team, please email Eric Mueller. The official website, GoSoutheast.com, is the best source for up-to-date information about the team.

POSTGAME PROCEDURES

The Southeast Missouri Strategic Communications staff will make requested student-athletes available to the media at the conclusion of each game. Anyone wishing to interview Head Coach Julie Yankus or a student-athlete must notify Eric Mueller prior to the end of each match. Student-athletes will be available to the media near the Redhawks bench. For interviews with opposing coaches and players, please make arrangements with the visiting media relations personnel before the end of the game.

STRATEGIC COMMUNICATIONS



JEFF HONZA, ASSISTANT ATHLETICS DIRECTOR FOR STRATEGIC COMMUNICATIONS
Football, Men's Basketball, Softball, Administration
Office: (573) 651-2933
Cell: (618) 528-1145
Email: jhonza@semo.edu, redhawk1@me.com



MORGAN HARDING, ASSISTANT DIRECTOR OF STRATEGIC COMMUNICATIONS
Soccer, Women's Basketball, Baseball, Secondary Volleyball, Gymnastics
Office: (573) 651-2294
Cell: (812) 306-8211
Email: mharding@semo.edu



ERIC MUELLER, GRADUATE ASSISTANT
Volleyball, Cross Country, Gymnastics, Track & Field, Tennis
Office: (573) 651-2937
Cell: (630) 267-5145
Email: ejmueller@semo.edu

GOSOUTHEAST.COM

**SOUTHEAST MISSOURI
STRATEGIC COMMUNICATIONS**
One University Plaza MS 0200
Cape Girardeau, MO 63701
Phone: (573) 651-2294
Fax: (573) 651-2810
Press Box: (573) 651-2191

INFORMATION

OVC DIGITAL NETWORK

Live video for select Southeast Missouri women's volleyball matches will be available free of charge at the OVC Digital Network. The Redhawks will have seven home games streamed live this season. Visit the soccer schedule at GoSoutheast.com for the dates of those contests.

STATISTICAL SERVICES

Box scores and play-by-play accounts will be available immediately following each match. Match notes, statistics, scorecards and other information will also be available to help with your coverage of Redhawks Volleyball.

LIVE STATS SERVICES

Live stats are available for free, provided by StatBroadcast. Live stat links for each home game are available on GoSoutheast.com. Live stats are also available for free on mobile devices at SoutheastStats.com.



@GOSOUTHEAST
@SEMOVB



GOSOUTHEAST
/SEMOVOLLEYBALL



@GOSOUTHEAST SEMOREDHAWS
@SEMOVB



STATB.US/L/SEMO

#LETSSOAR



GOSOUTHEAST.COM



HOUCK

Houck Field House is the home of the Southeast Missouri volleyball and women's gymnastics teams. The 40,000-square foot building features a five-year old sports court as its playing surface. Houck Field House also has the ability to fit two regulation-size volleyball courts.

After the Show Me Center was completed, Houck Field House was renovated in 1987 and 1995 to better accommodate

women's volleyball and gymnastics competitions.

Locker rooms for baseball, volleyball, soccer and softball, an indoor walking track, athletic training room, and offices for baseball, soccer, softball, volleyball and tennis are also housed in the facility.

Today, Houck Field House seats approximately 1,000 fans for numerous athletic events throughout the year.

Southeast Missouri set a new Houck Field House

attendance record of 1,206 in the Second Annual Houck "FILLED" House on September 21, 2014 against regional rival Southern Illinois.





FIELD HOUSE





ACADEMIC

The Holcomb Success Center offers Southeast Missouri student-athletes a place to study and develop as students and campus leaders.

It is located in the Student Recreation Center, just south of Houck Field. The Holcomb Success Center offers a computer lab with 18 work terminals, study areas and rooms for group meetings. The facility houses the Southeast Academic Services staff and main weight room for Redhawk student-athletes.

The beautiful facility has enhanced the outstanding work in the classroom already enjoyed by Southeast student-athletes.

Last year, the Redhawks recorded a 3.21 cumulative

grade point average in the fall and spring semesters. Women's tennis paved the way with a 3.76 cumulative GPA, while gymnastics, women's cross country and women's soccer followed close behind with 3.70, 3.69 and 3.68 marks, respectively.

In all, 211 student-athletes finished with a 3.0 or higher cumulative GPA, including 12 with a 4.0 and 115 at 3.5 or better. That total accounted for over 64 percent of the entire student-athlete population.

During the spring semester alone, the Redhawks had nine programs post a 3.10 or better GPA, including women's tennis (3.87), women's cross country (3.66), women's soccer (3.65), gymnastics

(3.60), softball (3.59), women's basketball (3.39), women's track & field (3.36), volleyball (3.29) and baseball (3.17).

Tutors are available for all student-athletes as needed. In addition, both attendance and academic progress is monitored through regular checks with faculty.

A special course is required for all first time student-athletes at Southeast. The course, which offers three credit hours, is part of a comprehensive program developed to address study skills and life skills topics, and thus, enhance retention and academic success for student-

athletes.

Entering student-athletes are evaluated for academic preparedness and assigned to appropriate categories. Student-athletes can also receive individualized academic programs which include meeting with a mentor bi-weekly to discuss academic progress.

The Holcomb Success Center staff works to get athletes involved in campus and community projects, as well. This is done to provide a support structure and greater opportunity for academic success. Through the NCAA's CHAMPS/Life Skills Program, the Holcomb Success Center



EXCELLENCE





SOCIAL

Student-athletes and coaches at Southeast Missouri are dedicated to giving back to the community that so generously supports them.

Redhawk student-athletes have opportunities to participate in a variety of community service activities each year. Community involvement helps provide a support structure and greater opportunity for academic success.

We are proud of the level of commitment shown by our student-athletes and always encourage them to participate in community service projects here at Southeast.

Southeast student-athletes also have the opportunity to participate in the Redhawks

BRIDGE Program. The mission of the Redhawks BRIDGE Program is to develop a comprehensive student-athlete development program by Building Responsible Individuals and Delivering Gainful Experiences. This program provides student-athletes with both leadership and life skills experiences through interactive programming that will prepare them to be successful in life after athletics. The leadership programming will teach student-athletes about Southeast's culture and allow them to learn, develop, and apply leadership skills. The life skills programming provides educational programs designed to assist student-athletes in identifying and applying transferable skills and





DEVELOPMENT





COMPETITIVE

Southeast Missouri's Strength and Conditioning program is committed to developing the total student-athlete through their experiences within a competitive training environment.

Southeast's weight room renovations at the Holcomb Success Center were completed in January, 2016.

Indoor turf, weights, equipment and lifting platforms were added as part of the renovation, which cost \$500,000. The facility now has more space and equipment to handle Southeast's larger teams or multiple teams training at the same time. Branding and new lighting were also included in the overall project.

The newly-renovated weight room

enhances training with the best equipment available and is able to accommodate larger teams or multiple teams training at the same time.

TRAINING PRINCIPLES FOR SOUTHEAST ATHLETES

1. Reduce the risk of injuries
 - If a student-athlete is injured, he/she will not be able to compete at practice or games.
2. Ensure the athletes are optimally prepared to compete
 - It is our responsibility to best manage all stressors that are placed on the student-athletes body

order to achieve the best results on the playing field.

3. Maximize athletic ability
 - We challenge each athlete, both physically and mentally, in order to achieve optimal results.

EXERCISES FOR SOUTHEAST ATHLETES ARE BASED ON THE FOLLOWING PRINCIPLES:

1. Ground Based Movements
 - Athletes compete with their feet on the ground, and therefore, should train that way. The ability to produce force against the ground determines how fast athletes can run and how high they can jump.

2. Three-Dimensional Movements
 - Athletes must be able to stabilize themselves in all planes of movement. A fancy way of saying we use free weights (barbells/dumbbells vs. machines).

3. Multi-Joint Movements
 - Very rarely in sport do athletes isolate one single joint at a time. Athletes can train more muscle mass at the same time.



SUCCESS





SPORTS

Prevention. Treatment. Rehabilitation. Education. Those are the four primary phases of athletic training, and the Southeast Missouri athletic training staff strives to fulfill all of those areas when working with student-athletes on a daily basis.

Southeast student-athletes are offered the best care possible by the athletic training staff. The Sports Medicine department includes five full-time athletic trainers, six graduate assistants and several student assistants. The staff serves student-athletes around-the-clock at numerous facilities on campus.

The athletic trainers begin treatments and rehabilitation

starting as early as 6 a.m., and are available until the last student-athlete is through.

There are currently four athletic training facilities on campus. The staff treats out of the Rosengarten Athletic Complex, where the primary training room is located. There are two other satellite athletic training rooms, including one at Houck Field House and one at the Show Me Center.

The Southeast athletic training rooms are equipped with stationary bikes, hand weights, therapeutic modalities and the latest physical therapy equipment. Each component is strategically designed to not only give the student-athlete the best care, but also to aid in returning to competition as

quickly as possible.

Southeast Athletic Training has strong working relationships with local physicians and two hospitals in Cape Girardeau. It is from these hospitals that the Athletic Training department is assisted by four orthopedic physicians.

The Southeast Athletic Training program prides and

commits itself to providing the best comprehensive, personalized and efficient healthcare to its student-athletes. Delivery of healthcare focuses on the prevention and management of athletic-related injuries or illnesses, while adhering to the National Athletic Trainers' Board of Certification Standards of Professional



MEDICINE





REDHAWKS AND

Southeast Missouri and Under Armour, Inc. (NYSE: UA, UAA) announced a new partnership agreement. The Baltimore-based global leader in performance footwear, apparel and equipment became the official outfitter of Southeast Missouri Athletics beginning July 1, 2018.

As part of the multi-year agreement, Under Armour will provide on-field and training gear for 15 sports. Additionally, Under Armour will outfit members of the athletic department including coaches and staff.

"We are extremely excited to announce our partnership with Under Armour and BSN SPORTS to outfit our student-athletes and coaches with

the highest quality apparel in the market," said Director of Athletics Brady Barke. "Having two of the industry leaders in athletic apparel associated with us will expand the resources available to each of our teams and significantly benefit our student-athletes."

The new official outfitter agreement includes marketing entitlement that will complement Under Armour's brand marketing campaigns through print and venue presence at the University.

Southeast Missouri's athletic programs include football, men's basketball, women's basketball, baseball, men's cross country, women's cross country, softball, women's tennis, volleyball, women's soccer, men's outdoor track &

field, men's indoor track & field, women's outdoor track & field, women's indoor track & field and women's gymnastics.

The Redhawks compete at the NCAA Division I level and are part of the NCAA Football Championship Subdivision (formerly I-AA) in football. Southeast first became a member of the Ohio Valley Conference when it moved to NCAA Division I in 1991-92. The Redhawks have won 53 OVC regular-season championships and 18 OVC tournament titles during their first 26 years in the league. Southeast also won seven Women's All-Sports trophies in that span.

Southeast Missouri joins the growing Under Armour roster of NCAA partners that includes the University of California,

Los Angeles, University of California, Berkeley, University of Wisconsin, University of Notre Dame, Naval Academy Athletic Association, University of Maryland, Texas Tech University, Northwestern University, University of Cincinnati, Boston College, University of Utah, University of South Carolina and Auburn University.

ABOUT UNDER ARMOUR

Under Armour, Inc., headquartered in Baltimore, Maryland is a leading innovator, marketer and distributor of branded performance athletic apparel, footwear and accessories. Designed to make all athletes better, the brand's innovative products are sold worldwide to consumers with active lifestyles. The company's Connected Fitness™ platform powers the world's largest



UNDER ARMOUR

 **UNDER ARMOUR.**



PRESIDENT

Dr. Carlos Vargas became the 18th president of Southeast Missouri State University July 1, 2015, after having served as acting president at Kutztown University of Pennsylvania.

Since becoming president, Dr. Vargas has launched initiatives to marshal the resources, leverage opportunities and address a variety of challenges and needs of Southeast Missouri State University. He has set as primary goals for the institution the support for student persistence and retention.

He has encouraged and supported the identification and development of innovative academic programs, including bachelor's degrees in Unmanned Aircraft Systems,

Geographic Information Science, and industrial and systems engineering. He has continued to support the globalization of the campus through expansion of study-abroad experiences, extensive engagement of international students, and encouragement of students on campus and abroad to explore cultural interaction. He has championed the work of the President's Task Force on Diversity Education and continued emphasizing the expectations for enhancement of the teacher-scholar model. Under President Vargas' leadership, regional partnerships and collaborations have been solidified, including several joint initiatives with Three Rivers, Mineral Area and

other community colleges.

Prior to assuming the presidency at Southeast, Dr. Vargas served one year as acting president of Kutztown University, where he also served as the provost and vice president for academic and student affairs.

Prior to his tenure at Kutztown, Dr. Vargas was at Central State University in Wilberforce, Ohio, where he served as provost and vice president for academic affairs. He previously served in several roles at Kent State University (Ohio) for a total of 18 years, including founding director of the program on electron beam technology. He was also Kent's associate dean for research, interim assistant dean for research and interim

assistant dean for the School of Technology. He started his tenure at Kent State in 1985 as a professor, and continued to teach until his departure from the university in 2003.

Dr. Vargas began his career in higher education at the National Autonomous University of Mexico (UNAM), from which he received a Bachelor of Science in physics.

He earned his Ph.D. in physics and aerospace science from the University of Michigan and he has Master of Science degrees from Michigan in both physics and aerospace science. He is married to Pam Vargas, who currently serves as director of Research and Grant Development at Southeast, and they have a son, a daughter, and two granddaughters.



VARGAS


SOUTHEAST MISSOURI STATE BOARD OF REGENTS



DONALD G. LAFERLA
President



EDWARD P. GARGAS
Vice President



PHILLIP M. BRITT



TINA L. KLOCKE



JAY B. KNUDTSON



KENDRA NEELY-MARTIN



LUKE M. LEGRAND
Student Representative





BRADY

Brady Barke is in his third year as Southeast Missouri's Director of Athletics.

Barke served as the Interim Director of Athletics since July, 2015, before being named to the permanent position of Director of Athletics on June 7, 2016.

Most recently, Barke reached a multi-year agreement with Under Armour. The Baltimore-based global leader in performance footwear, apparel and equipment became the official outfitter of Southeast Missouri Athletics on July 1, 2018.

As part of the multi-year agreement, Under Armour will provide on-field and training gear for 15 sports. Additionally, Under Armour will outfit members of the athletic

department including coaches and staff.

Academically, Southeast's athletic teams recorded a 3.21 cumulative grade point average in 2017-18. Women's tennis paved the way with a 3.76 cumulative GPA, while gymnastics, women's cross country and women's soccer followed close behind with 3.70, 3.69 and 3.68 marks, respectively.

In all, 211 student-athletes finished with a 3.0 or higher cumulative GPA, including 12 with a 4.0 and 115 at 3.5 or better. That total accounted for over 64 percent of the entire student-athlete population.

During his first year in 2016-17, Barke introduced Andy Sawyers as the Redhawks head baseball coach and worked tirelessly on two major

renovation projects.

Nearly a month after Sawyers was hired, Southeast Missouri State and the City of Cape Girardeau officially broke ground on Capaha Field. New synthetic turf, new fencing and a digital scoreboard in the outfield were added as part of the \$1.8 million project that was completed before Southeast's season-opener. More improvements are in the works at Capaha Field.

On Feb. 3, 2017, Southeast formally dedicated Holcomb Success Center. To honor the long-time service and philanthropy of Dr. John and Judy Holcomb, the University named the facility the Holcomb Success Center located in the Student Recreation Center-South.

Indoor turf, weights,

equipment and lifting platforms were added as part of the renovation at a cost of \$500,000. The facility now has more space and equipment to handle Southeast's larger teams or multiple teams training at the same time. Barke helped secure the Holcombs gift, the largest single cash gift in Southeast Athletics history.

Major improvements were also made to the second floor of the building where athletic academic services are housed. This space provides student-athletes with places to study and features a computer lab with 30 work terminals and rooms for group meetings. Staff members assist student-athletes with life skills development, academic advising and academic



BARKE

progress toward degree requirements and NCAA eligibility.

More than \$240,000 in pledges for the Redhawks Club unrestricted booster fund has been raised under Barke's leadership. It is the largest total since the 2003-04 school year. More than \$266,000 was raised in Sponsorship & Marketing contracts for FY18 marking the fourth-consecutive year of Sponsorship and Marketing revenues.

Football and volleyball ticket sales revenue were the second-highest total in the last 12 years.

Barke has also worked hard to enhance Redhawks branding around the community. Redhawk banners, S-E! M-O! billboards, Welcome to Redhawk country and Your

Redhawks yard signs are prominently displayed all over Cape Girardeau.

Barke created the Redhawks Trivia Night & Auction, a sold out event that generated over \$40,000 in net revenue its first year. In addition, he launched the Redhawks BRIDGE program which provides student-athletes with both leadership and life skills experiences through interactive programming that will prepare them to be successful in life after athletics.

Barke, senior associate to the president and secretary to the Board of Regents at Southeast, officially began as Director of Athletics on July 1, 2016.


Barke served as Interim Associate Director of Athletics for Compliance & Student Support Services before being

named the Senior Associate to the President and Secretary to the Southeast Missouri State University Board of Regents in 2013.

He began his tenure at Southeast in 2008 as Assistant Director of Athletics for Compliance & Eligibility. Barke previously served as a governance intern with the NCAA national headquarters in Indianapolis, and as a law clerk with the Southern Illinois University-Carbondale Department of Athletics Compliance Office.

Barke has served as a member of the National Association of Athletics Compliance (NAAC), chaired the NAAC Education Committee, and was a member of the NAAC Board of Directors. He has facilitated the NCAA






NATE SAVERINO
Associate Director of
Athletics/External Affairs



DR. ROBERT GREIM
Assistant Director of
Athletics/Compliance



JEFF HONZA
Assistant Director of
Athletics/Strategic Communica-



ELIZABETH BRUCKER
Director of Business
Operations

ATHLETICS




DR. BETH EASTER
Faculty Athletics Representative




KAREN GLEESON
Senior Administrative
Assistant



KENT PHILLIPS
Coordinator of Facilities &
Event Management




PHILLIP LADY
Coordinator of Marketing &
Promotions



BRAD KOESTER
Ticket Office Manager



KATIE GRIFFIN
Academic Services Director




MARCIA HENDRIX
Insurance Coordinator




BARB KINSEY
Development



BEN FOX
Co-Head Athletic Trainer



AMANDA MARTIN
Co-Head Athletic Trainer




SAMANTHA PAIGE
Academic Services
Coordinator




KRISTIN JONES
Assistant Athletic Trainer



HOLLY REYNOLDS
Assistant Athletic Trainer



RYAN NAPOLI
Strength & Conditioning



TATIANNA PARHAM
Sundancers




BILLY HOSKINS
Cheerleaders



ANDY SAWYERS
Head Baseball Coach



CURT DIXON
Assistant Baseball Coach



CRAIG RINGE
Assistant Baseball Coach




RICK RAY
Head Men's Basketball Coach

STAFF



ADAM GORDON
Associate Head Men's
Basketball Coach



NICK LAGROONE
Assistant Men's Basketball Coach




KEITH PICKENS
Assistant Men's Basketball Coach



REKHA PATTERSON
Head Women's Basketball Coach



MARC WILSON
Associate Head Women's
Basketball Coach




CHANTE CRUTCHFIELD
Assistant Women's
Basketball Coach



MORGAN EYE
Assistant Women's
Basketball Coach



BROOKE HENGST
Women's Basketball
Director of Operations



RYAN LANE
Cross Country Coach




TOM MATUKEWICZ
Head Football Coach



**PROTECT
THIS HOUSE.**



BRYCE SAIA
Assistant Football Coach



JEROMY MCDOWELL
Assistant Football Coach



JOE UHLS
Assistant Football Coach




MATT MARTIN
Assistant Football Coach




GHAALI MUHAMMAD-LANKFORD
Assistant Football Coach



RICKY COON
Assistant Head Football Coach



TYLER FRENCH
Assistant Football Coach



RAY SMITH
Assistant Football Coach



BEN BLAKE
Assistant Football Coach




JUSTIN DRUDIK
Head Softball Coach



MARK REDBURN
Head Softball Coach




KRISTEN JONES
Assistant Softball Coach




MARYBETH GUNN
Head Women's Tennis Coach



ERIC CRUMPECKER
Head Track & Field Coach




DANIELLE BURBAGE
Assistant Track & Field Coach



CHRIS NAVARRO
Assistant Track & Field Coach




HEATHER NELSON
Head Soccer Coach



PAUL NELSON
Associate Head Soccer Coach



ASHLEY LAWSON
Head Women's Gymnastics Coach



CHRIS LICAMELI
Assistant Women's Gymnastics Coach



SEASON PREVIEW

SEASON

Entering her eighth season at the helm of the Southeast Missouri women's volleyball program, head coach **Julie Yankus** is optimistic for this season after the Redhawks concluded the 2017 season seventh in the Ohio Valley Conference.

With eight upperclassmen (five seniors and three juniors) comprising the team of 16 student-athletes, this year's squad features an abundance of experience. A total of 11 members from last season's team return with four being regular starters in 2017.

With the addition of five new players to the 2018 roster, Yankus also added a new face to her coaching ranks with assistant coach **Carly Thomas**. Thomas will join second year assistant **Bob Crank** and will coach the setters and be responsible for travel, film exchange, home match management, and academic development among other duties.

Thomas was a standout player at Missouri State from 2010-13, starting in 107 of her 124 career matches as a setter. She spent the last four years coaching club volleyball for Springfield Juniors, leading her team to a berth in the USA Junior National Championships.

"I am thrilled to add Carly to our staff. I believe her experience as a player and a coach will greatly contribute to our program," said head coach Julie Yankus. "I know she will make an immediate impact with our team once she enters the gym."

OUTSIDE HITTERS

Southeast has three returners and two newcomers as outside hitters in 2018. Upperclassmen **Annie Wehrheim**, **Madeline Grimm** and **Mikayla Kuhlmann** return for the upcoming season bringing experience within the OVC.

While newcomers **Laney Malloy** and **Kendall Washington** add fresh eyes to the position.

Record-holder, **Krissa Gearing** will be missed in the Redhawk lineups. She recorded team-high 342 kills on 1048 total attempts in 2017. Gearing had 24 service aces with 40 blocks. She had a team-high 387.5 points in her last season.

"Krissa was a solid six rotation performer who took a lot of control in our serve receive patterns. We will miss her ball control as well as her ability to terminate. However, we have a good number of pin hitters who are going to be competing to take over in this position."

RIGHTSIDE HITTERS

Southeast has two returners and two newcomers on the 2018 roster. Returning for their senior campaigns is **Haley Bilbruck** and **Madara Bajare**.

Joining the SEMO rightside hitting staff are freshmen **Caroline Draver** and **Colby Greene**.

MIDDLE BLOCKERS

Southeast has two returners, **Maggie Adams** and **Krista Berns**, and a newcomer, **Elissa Moylan**, on the 2018 roster.

Four-year starter, **Nzingha Clarke**, wrapped up her final season at Southeast with 252 kills on 532 total attempts. She also had a team-high 30 solo blocks and 115 block assists. Clarke totaled 145 blocks in 2017 for another team-high. She finished 2017 with 339.5 points.

"Nzingha was a consistently a successful performer throughout her career here at Southeast. We will miss her blocking presence and her ability to score at will offensively. I know that we have new and returning middles that are hungry to step up and take over for her."

SETTERS

Southeast has one returner, **Keegan Fornoff**, and one newcomer, **Claire Ochs**, on the 2018 roster.

LIBEROS AND DEFENSIVE SPECIALISTS

Southeast has two defensive specialists returning, **Ally Dion** and **Emily Boggetto**.

2018 SCHEDULE

In 2018, Southeast will host the Redhawk Invite August 31-September 1. The tournament will be split between Houck Field House and Saxony Lutheran High School. Southeast will host UL-Monore, Northwestern State and Radford during this tournament.

"We really enjoy hosting a tournament each year as a way to compete in front of our home crowd well before the conference season kicks off," head coach Julie Yankus said. "This is always a competitive event and it is a great opportunity to showcase our team to the community at the beginning of our season."

SEMO will host 12 home events this season. The first being an exhibition against Missouri Baptist on August 13. The Redhawk Scrimmage will be on August 18 and the team will host Southern Illinois on September 4.

Coach Yankus said, "our team loves to play in front of a crowd. When our fans are cheering, and making noise for our team, our athletes feed off of that energy. We hope to continue to use our home court to our advantage."

The first road game occurs in a tournament at Troy University on August 24-25. The Redhawks will face Southern, Southeastern Louisiana and Troy while competing in this tournament.

PREVIEW

"We are starting the season with a pretty lengthy road trip to Troy University but it will be a good opportunity for our team to bond and get acclimated to playing after a long bus trip," said Yankus. "This tournament will be a great chance to get our newcomers adjusted to Division I collegiate volleyball and hopefully our team will find success together as a unit."

In Ohio Valley Conference play, Southeast will host Belmont and Tennessee Tech among many others. There will be eight home matches as normal, with the first conference match occurring Sept. 21.

Coach Yankus said, "as a program, we are always focused on OVC play and every match in the conference is competitive. We always need the support and energy of our home crowd to help cheer us on to victory. Houck Fieldhouse is the kind of facility where a home court advantage can really have an impact on the match. The acoustics in our building make it tough for opponents to focus and to communicate with each other."

2018 PRESEASON ALL-OVC TEAM

(voted on by the league's head coaches and sports information directors)

Kirsten Stucker, Austin Peay
Taylor Smith, Eastern Illinois
Chloe Rojas, Eastern Kentucky
Rachel Giustino, Murray State
Rachel Holthaus, Murray State
Katirah Johnson, Murray State
Cassie Knutson, Eastern Kentucky
Brooke Moore, Austin Peay
Lauren Rokey, Morehead State
Kirsten Brugere, Tennessee Tech
Alexa Nichols, Belmont
MacKenzie Rombach, Jacksonville State
Rachel Henderson, Tennessee State
Sami Knight, SIUE

2018 PREDICTED ORDER OF FINISH

(voted on by the league's head coaches and sports information directors)

1. Murray State (10) – 230
2. Austin Peay (14) – 227
3. SIUE – 193
4. Eastern Kentucky – 175
5. Belmont – 152
6. Morehead State – 129
7. Jacksonville State – 125
8. Eastern Illinois – 112
9. Southeast Missouri – 95
10. Tennessee State – 58
11. UT Martin – 56
12. Tennessee Tech - 32

#LETSSOAR

/ 2018 SCHEDULE

Date	Day	Opponent	Time	Location
Aug. 13	Monday	Missouri Baptist	5:00 PM	Cape Girardeau, Mo.
Aug. 18	Saturday	Redhawk Scrimmage Southeast Missouri State	1:00 PM	Cape Girardeau, Mo.
Aug. 24-25	(Fri.-Sat.)	Troy Univ. Tournament		Troy, Alabama
Aug. 24		Southern Univ.	12:00 PM	
Aug. 24		Southeastern Louisiana	3:30 PM	
Aug. 25		Troy	10:00 AM	
Aug. 28	Tuesday	Evansville	6:00 PM	Evansville, Ind.
Aug. 31-Sept. 1	(Fri.-Sat.)	Redhawk Invitational		Cape Girardeau, Mo.
Aug. 31	Friday	Univ. Louisiana-Monroe	12:30 PM	
Aug. 31	Friday	Radford	7:00 PM	
Sept. 1	Saturday	Northwestern State	2:00 PM	Saxony Lutheran HS
Sept. 4	Tuesday	Southern Illinois	6:30 PM	Cape Girardeau, Mo.
Sept. 7-8	(Fri.-Sat.)	UMKC Tournament		Kansas City, Mo.
Sept. 7	Friday	Arkansas State	3:30 PM	
Sept. 8	Saturday	Providence College	10:00 AM	
Sept. 8	Saturday	UMKC	12:30 PM	
Sept. 11	Tuesday	Western Illinois	7:00 PM	Macomb, Ill.
Sept. 12	Wednesday	Northern Illinois	6:00 PM	Dekalb, Ill.
Sept. 21	Friday	Austin Peay*	6:30 PM	Cape Girardeau, Mo.
Sept. 22	Saturday	Murray State*	2:00 PM	Cape Girardeau, Mo.
Sept. 28	Friday	Eastern Illinois*	7:00 PM	Charleston, Ill.
Sept. 29	Saturday	SIU-Edwardsville*	2:00 PM	Edwardsville, Ill.
Oct. 2	Tuesday	UT Martin*	6:30 PM	Cape Girardeau, Mo.
Oct. 6	Saturday	Tennessee Tech*	2:00 PM	Cape Girardeau, Mo.
Oct. 12	Friday	Eastern Kentucky*	5:00 PM	Richmond, Ky.
Oct. 13	Saturday	Morehead State*	1:00 PM	Morehead, Ky.
Oct. 19	Friday	Belmont*	6:30 PM	Cape Girardeau, Mo.
Oct. 20	Saturday	Tennessee State*	5:00 PM	Cape Girardeau, Mo.
Oct. 26	Friday	Murray State*	7:00 PM	Murray, Ky.
Oct. 27	Saturday	Austin Peay*	1:00 PM	Clarksville, Tenn.
Nov. 2	Friday	SIU-Edwardsville*	6:30 PM	Cape Girardeau, Mo.
Nov. 3	Saturday	Eastern Illinois*	5:00 PM	Cape Girardeau, Mo.
Nov. 6	Tuesday	UT Martin*	7:00 PM	Martin, Tenn.
Nov. 10	Saturday	Jacksonville State*	2:00 PM	Jacksonville, Ala.
Nov. 15-17	(Thurs.-Sat.)	OVC Tournament		Site of Highest Seed

Home Games in **Bold**/Played at Houck Field House unless stated otherwise

* - Denotes Ohio Valley Conference Game

All times central and subject to change.

/ 2018 ROSTER

#	Name	Ht.	Pos.	Class	Hometown / Previous School
1	Keegan Fornoff	5-9	Setter	Sr.	Joliet, Ill. / Joliet Catholic Academy
2	Annie Wehrheim	6-0	Outside Hitter	Jr.	Woodlawn, Ill. / John A. Logan
3	Maggie Adams	6-2	Middle Blocker	So.	Fenton, Mo. / Rockwood Summit HS
5	Kendall Washington	5-10	Outside Hitter	Fr.	Tyrone, Ga. / Sandy Creek HS
6	Ally Dion	5-10	Defensive Specialist	So.	Algonquin, Ill. / Huntley HS
7	Laney Malloy	6-0	Outside Hitter	So.	Roselle, Ill. / Illinois-Chicago
8	Haley Bilbruck	6-3	Rightside Hitter	Sr.	Hot Springs, S.D. / UNLV
9	Krista Berns	6-3	Middle Blocker	Jr.	Rockford, Ill. / Boylan Catholic Academy
10	Madeline Grimm	5-9	Outside Hitter	Sr.	New Lenox, Ill. / Joliet Catholic
11	Elissa Moylan	6-1	Middle Blocker	Fr.	Betendorf, Iowa / Pleasant Valley HS
12	Mikayla Kuhlmann	6-0	Outside Hitter	Jr.	St. Louis, Mo. / Mehlville HS
13	Emily Boggetto	5-8	Defensive Specialist	Jr.	Joliet, Ill. / Providence Catholic HS
14	Madara Bajare	6-3	Rightside Hitter	Sr.	Talsi, Latvia / Hillsborough CC
15	Claire Ochs	5-10	Setter	Fr.	Chesterfield, Mo. / St. Joseph's Academy
16	Caroline Draver	5-11	Rightside Hitter	Fr.	Shorewood, Wis. / Divine Savior Holy Angels
17	Colby Greene	6-2	Rightside Hitter	Fr.	North Liberty, Iowa / Iowa City West HS

#	Name	Ht.	Pos.	Class	Hometown / Previous School
3	Maggie Adams	6-2	Middle Blocker	So.	Fenton, Mo. / Rockwood Summit HS
14	Madara Bajare	6-3	Rightside Hitter	Sr.	Talsi, Latvia / Hillsborough CC
9	Krista Berns	6-3	Middle Blocker	Jr.	Rockford, Ill. / Boylan Catholic Academy
8	Haley Bilbruck	6-3	Rightside Hitter	Sr.	Hot Springs, S.D. / UNLV
13	Emily Boggetto	5-8	Defensive Specialist	Jr.	Joliet, Ill. / Providence Catholic HS
6	Ally Dion	5-10	Defensive Specialist	So.	Algonquin, Ill. / Huntley HS
16	Caroline Draver	5-11	Rightside Hitter	Fr.	Shorewood, Wis. / Divine Savior Holy Angels
1	Keegan Fornoff	5-9	Setter	Sr.	Joliet, Ill. / Joliet Catholic Academy
17	Colby Greene	6-2	Rightside Hitter	Fr.	North Liberty, Iowa / Iowa City West HS
10	Madeline Grimm	5-9	Outside Hitter	Sr.	New Lenox, Ill. / Joliet Catholic Academy
12	Mikayla Kuhlmann	6-0	Outside Hitter	Jr.	St. Louis, Mo. / Mehlville HS
7	Laney Malloy	6-0	Outside Hitter	So.	Roselle, Ill. / Illinois-Chicago
11	Elissa Moylan	6-0	Middle Blocker	Fr.	Bettendorf, Iowa / Pleasant Valley HS
15	Claire Ochs	5-10	Setter	Fr.	Chesterfield, Mo. / St. Joseph's Academy
5	Kendall Washington	5-10	Outside Hitter	Fr.	Tyrone, Ga. / Sandy Creek HS
2	Annie Wehrheim	6-0	Outside Hitter	Jr.	Woodlawn, Ill. / John A. Logan

Head Coach:

Assistant Coaches:

Julie Yankus (Eighth Season | Wisconsin-Milwaukee, 2002)

Bob Crank (Second Season | Missouri Baptist, 2008)

Carly Thomas (First Season | Missouri State, 2013)

PRONUNCIATION GUIDE

Keegan Fornoff.....FOUR-Noff
 Annie Wehrheim.....Where-Hi-m
 Laney Malloy.....Lay-Nee Mah-Loy
 Elissa Moylan.....Ah-Lissa Moy-Lan
 Mikayla Kuhlmann.....Kool-Mann
 Emily Boggetto.....BO-Ghetto
 Madara Bajare.....Mah-D-ra Bah-Jah-re
 Claire Ochs.....Oaks (like the tree)
 Colby Greene.....Green (like the color)
 Julie Yankus.....Yank-us

ROSTER BREAKDOWN

Total Squad Members.....16
 Seniors.....4
 Juniors.....4
 Transfers.....1
 Sophomores.....3
 Freshman.....5
 Returners.....10
 Newcomers.....6

BREAKDOWN BY STATE

Missouri.....3
 Illinois.....7
 Iowa.....2
 Wisconsin.....1
 South Dakota.....1
 Georgia.....1
 Latvia.....1

#LETSSOAR



OUTSIDE/RIGHTSIDE HITTERS (9)

No.	Name	Position	Height	Year	Hometown / Last School
2	Annie Wehrheim	6-0	Outside Hitter	Jr.	Woodlawn, Ill. / John A. Logan
5	Kendall Washington	5-10	Outside Hitter	Fr.	Tyrone, Ga. / Sandy Creek HS
7	Laney Malloy	6-0	Outside Hitter	So.	Roselle, Ill. / Illinois-Chicago
8	Haley Bilbruck	6-3	Rightside Hitter	Sr.	Hot Springs, S.D. / UNLV
10	Madeline Grimm	5-9	Outside Hitter	Sr.	New Lenox, Ill. / Joliet Catholic
12	Mikayla Kuhlmann	6-0	Outside Hitter	Jr.	St. Louis, Mo. / Mehlville
14	Madara Bajare	6-3	Rightside Hitter	Sr.	Talsi, Latvia / Hillsborough CC
16	Caroline Draver	5-11	Rightside Hitter	Fr.	Shorewood, Wis. / Divine Savior Holy Angels
17	Colby Greene	6-2	Rightside Hitter	Fr.	North Liberty, Iowa / Iowa City West HS

MIDDLE BLOCKERS (3)

No.	Name	Position	Height	Year	Hometown / Last School
3	Maggie Adams	6-2	Middle Blocker	So.	Fenton, Mo. / Rockwood Summit
9	Krista Berns	6-3	Middle Blocker	Jr.	Rockford, Ill. / Boylan Catholic
11	Elisa Moylan	6-1	Middle Blocker	Fr.	Bettendorf, Iowa / Pleasant Valley HS

SETTERS (2)

No.	Name	Ht.	Position	Year	Hometown / Last School
1	Keegan Fornoff	5-9	Setter	Sr.	Joliet, Ill. / Joliet Catholic
15	Claire Ochs	5-10	Setter	Fr.	Chesterfield, Mo. / St. Joseph's Academy

LIBEROS/DEFENSIVE SPECIALISTS (2)

No.	Name	Ht.	Position	Yr.	Hometown / Last School
6	Ally Dion	5-10	Defensive Specialist	So.	Algonquin, Ill. / Huntley
13	Emily Boggetto	5-8	Defensive Specialist	Jr.	Joliet, Ill. / Providence Catholic




Keegan Fornoff
S • 5-9 • Sr.
Joliet, Ill.



Annie Wehrheim
OH • 6-0 • Jr.
Woodlawn, Ill.



Maggie Adams
MB • 6-2 • So.
Fenton, Mo.



Kendall Washington
OH • 5-10 • Fr.
Tyrone, Ga.



Ally Dion
DS • 5-10 • So.
Algonquin, Ill.



Laney Malloy
OH • 6-0 • So.
Roselle, Ill.



Haley Bilbruck
RS • 6-3 • Sr.
Hot Springs, S.D.



Krista Berns
MB • 6-3 • Jr.
Rockford, Ill.



Madeline Grimm
OH • 5-9 • Sr.
New Lenox, Ill.



Elissa Moylan
MB • 6-1 • Fr.
Bettendorf, Iowa



Mikayla Kuhlmann
OH • 6-0 • Jr.
St. Louis, Mo.




Emily Boggetto
DS • 5-8 • Jr.
Joliet, Ill.



Madara Bajare
RS • 6-3 • Sr.
Talsi, Latvia




Claire Ochs
S • 5-10 • Fr.
Chesterfield, Mo.



Caroline Draver
RS • 5-11 • Fr.
Shorewood, Wis.




Colby Greene
RS • 6-2 • Fr.
North Liberty, Iowa



Julie Yankus
Head Coach
Eighth Season



Bob Crank
Assistant Coach
Second Season



Carly Thomas
Assistant Coach
First Season

#LETSSOAR

SENIORS



L-R: Madeline Grimm, Madara Bajare, Haley Bilbruck, Keegan Fornoff

JUNIORS



L-R: Krista Berns, Emily Boggetto, Mikayla Kuhlmann, Annie Wehrheim

SOPHOMORES



L-R: Laney Malloy, Maggie Adams, Ally Dion

FRESHMEN



L-R: Claire Ochs, Elissa Moylan, Colby Greene, Kendall Washington, Caroline Draver



COACHING STAFF



Julie Yankus enters her eighth season at the helm of the Southeast Missouri State women's volleyball program. Through seven seasons as the head coach of the Redhawks, Yankus has compiled an Ohio Valley Conference record of 57-49.

Yankus' teams have competed at the OVC Championship Tournament six seasons under her instruction. Yankus has mentored eight All-OVC Team selections, two OVC All-Newcomer Team selections, and two All-OVC Tournament Team honorees. There has also been 12 OVC Player of the Weeks during Yankus' time with Southeast.

In 2017, she coached Krissa Gearing who was one of 27 NCAA Division I volleyball players and one of two players in the OVC to reach 1,000 career kills and 1,000 career digs. Yankus also coached Haley Bilbruck who became the first player in Southeast program history to attend a USA Volleyball Tryout (March 2-4, 2018) at the U.S. Olympic Training Center in Colorado Springs, Colorado.

In 2012, her second season at the helm of the Redhawks, Yankus guided the Redhawks to an OVC West Division crown. The Redhawks finished 21-13 overall with a 12-4 record in conference play. 2012's record was the best record by Southeast since the 2007 season. Southeast Missouri was picked third in the preseason poll and finished the season first in the West Division and qualified for the OVC Tournament.

JULIE

Yankus mentored former Redhawk Emily Coon for three of Coon's four years at Southeast. Coon was an All-OVC performer in each of her four seasons at Southeast Missouri. Coon, along with her teammate Colleen Yarber, eclipsed the 1,000 kill mark during their senior season. Fellow teammates Berkley Idel and Julie Shives also reached significant milestones their senior season. Idel, a libero, recorded over 1,500 career digs while Shives, a setter, reached 4,500 assists in her four-year career.

Yankus recruited Missouri native Taylor Masterson to Southeast Missouri after Masterson spent a redshirt season at the University of Alabama. Masterson picked up OVC All-Newcomer Team accolades after a breakout rookie season in 2012. Masterson, a middle blocker, earned All-OVC honors as a junior in 2014. Masterson helped mentor rookie middle blocker Nzingha Clarke in 2014. Clarke followed in Masterson's footsteps en route to OVC All-Newcomer Team honors after leading the league in blocking as a freshman and All-OVC Team honors as a sophomore.

Academically, Yankus' teams have garnered American Volleyball Coaches Association (AVCA) Academic Honors each of her six seasons. During the 2013-14 academic year, the Redhawks volleyball team boasted a 3.39 team cumulative GPA. Most notably, former Redhawk Paige Dossey garnered Third Team Capital One Academic All-America status in 2011.

The Redhawks have won a few tournaments under Yankus including tournaments at Iowa and Butler in 2012 and Mississippi State in 2013. In 2012, Southeast defeated Iowa for the first victory over a Big 10 team since 2002 as well as a win over South Florida, the first time Southeast defeated a Big East team since 1998. Southeast also knocked off SEC opponent Mississippi State in 2013. The Redhawks nearly defeated Mississippi State again in 2014 but fell in the final points in the fifth set at the Indiana University Tournament.

Yankus guided the Redhawks to their first OVC Tournament berth since 2008 in the 2011 season, her first year at Southeast.

Yankus came to Southeast after serving as associate head coach for five seasons at Southern Illinois University in Carbondale, Illinois.

Yankus began her time at Southern Illinois in 2006. She served as recruiting coordinator for the Salukis during her time at Southern Illinois. Yankus also served as the coordinator of the team's defense, as well as coach of the outside and rightside hitters where she coached four-time All-Missouri Valley Conference player Jennifer Berwanger.

Yankus was also in charge of scouting, equipment, team travel, and video breakdown and analysis. She also served as manager of home match management at SIU.

Prior to SIU, Yankus spent two seasons at Georgia State in Atlanta serving as the top assistant coach for the Panthers. At Georgia State, Yankus coached the outside hitters and handled team travel, tape exchange and equipment. Yankus also assisted in the recruiting, scouting and practice planning. While at Georgia State, Yankus earned her master's degree in Sports Administration.

The Julie Yankus File

Born

- June 23 in Waukesha, Wisconsin

Family

- Daughter of Ray and Carole Yankus
- One brother: David Yankus

Education

- Bachelor's Degree in Business Administration, Wisconsin-Milwaukee, 2002
- Master's Degree in Sports Administration, Georgia State, 2006

Coaching Career

Year	School	Position	Record	Conf. Finish
2004	Georgia State	Assistant Coach	14-18, 8-2 ASC	3 rd
2005	Georgia State	Assistant Coach	11-18, 9-9 CAA	5 th
2006	Southern Illinois	Assoc. Head Coach	11-17, 6-12 MVC	7 th
2007	Southern Illinois	Assoc. Head Coach	15-16, 7-11 MVC	6 th
2008	Southern Illinois	Assoc. Head Coach	17-12, 7-11 MVC	7 th
2009	Southern Illinois	Assoc. Head Coach	18-12, 7-11 MVC	6 th
2010	Southern Illinois	Assoc. Head Coach	14-14, 5-13 MVC	8 th
2011	Southeast Missouri	Head Coach	14-19, 11-9 OVC	4 th
2012	Southeast Missouri	Head Coach	21-13, 12-4 OVC	1 st -West
2013	Southeast Missouri	Head Coach	17-16, 9-7 OVC	2 nd -West
2014	Southeast Missouri	Head Coach	11-20, 7-9 OVC	8 th
2015	Southeast Missouri	Head Coach	10-20, 6-10 OVC	8 th
2016	Southeast Missouri	Head Coach	7-23, 6-10 OVC	9 th
2017	Southeast Missouri	Head Coach	11-20, 6-10 OVC	8 th

Overall Record - 91-131 (Seven Seasons)

Record at Southeast Missouri: 91-131, 57-59 OVC (Seven Seasons)

Milestone Victories

50 - November 9, 2013; vs. Austin Peay, 3-0

YANKUS

Yankus is a 2002 graduate of the University of Wisconsin-Milwaukee where she earned her bachelor's degree in Business Administration with a focus in Finance and Human Resource Management.

During her time at the University of Wisconsin-Milwaukee Yankus was a steady performer for the Panthers volleyball team from 1998-2001. During Yankus' time she was part of the most winning class in school history going 93-23 in her four seasons with the Panthers. Yankus also excelled in the classroom being named to the Horizon League All-Academic Team in 1999 and 2001.

Yankus is a native of Waukesha, Wisconsin. She attended Catholic Memorial High School and was a standout volleyball player leading her team to a WISAA State Championship her senior season. Yankus was also part of the Milwaukee Sting Club Volleyball Club from 1996-1998.





BOB CRANK

Bob Crank enters his second season as an assistant coach with the Southeast Missouri women's volleyball program. Crank will coach the middle hitters and setters again this season.

Crank came to Southeast after serving as the head coach for four seasons at Quincy University, in Quincy, Illinois. In his inaugural season at Quincy, the Hawks went 9-21. He then successfully turned the program around to finish the 2016 campaign with a record of 16-15, the program's best performance in nine years, and qualified for the Great Lakes Valley Conference Championship Tournament for only the sixth time in program history.

During his tenure at Quincy, he surpassed 115 career wins, mentored two players to All-GLVC Team honors, and for the first time in program history had a player earn Defensive Player of the Week accolades. While under Crank's direction, five players now hold ten different Top-5 statistical records for the volleyball program. He has also coached three middle blockers to national rankings as Top-50 statistical performers in blocking and hitting percentage. Crank also demonstrated a great ability to revitalize recruiting, as he recruited players from eight different states to play for the Hawks.

Prior to Quincy, Crank spent two seasons as the assistant coach at the University of Missouri-St. Louis, where he primarily coached the setters and middles. He also performed in-game opponent scouting and coordinated blocking schemes and adjustments. While helping with the Tritons, four players were awarded All-GLVC honors, and the program qualified for the GLVC Championship Tournament both seasons.

Crank spent eight-years working with High Performance-STL Volleyball Club in St. Louis, Missouri, coaching for both girls and boys. His club coaching career culminated as the club's Girl's Division Director. Crank was the first person to hold this title/position with HP, as he spearheaded the expansion of the club. His efforts ultimately lead to doubling the size of the girls division, and they remain one of the larger and more prominent clubs in the Gateway Region.

Crank started his college coaching career at Maryville University in St. Louis. He orchestrated his first program rebuild while there, guiding the Saints from a .292% winning percentage to a .478% winning percentage in four seasons. While at the helm at Maryville, the Saints produced four top-4 conference finishes, posted 17 players to All-Conference Team honors, and he coached a total of 20 players with 45 different top-10 statistical records for the volleyball program.

A graduate of Missouri Baptist University, Crank was a setter on a Spartans men's volleyball program that captured two Conference Championships and made four consecutive appearances in the NAIA National Championship Tournament, finishing each season ranked as one of the top six teams in the country. He also notched a MAMVIC Setter of the Week honor in 2006. Crank also graduated with degrees in both Sports Medicine and Sport Management.

After completing his playing career, Crank stayed for one more year as an assistant, helping the Spartans make a fifth straight NAIA National Championship Tournament appearance.

Also a veteran; Crank concluded his military service as a Psychological Operations Team Chief, attached to the 101st Airborne Division while deployed overseas during Operation Iraqi Freedom in 2004.

#LETSSOAR



CARLY THOMAS

Carly Thomas joins the Redhawks after spending a year at Missouri State. She will coach the setters and be responsible for travel, film exchange, home match management and academic development among other duties.

Thomas was a standout player at Missouri State from 2010-13, starting in 107 of her 124 career matches at setter. She earned First-Team All-Missouri Valley Conference honors each of her final three seasons. An AVCA honorable mention All-American in 2013, Thomas ranked second in MSU history with 4,708 career assists and 12th with 1,201 digs, while adding 498 kills on a .257 hitting percentage. She added 177 blocks and four triple-doubles during her career as well.

Thomas was most recently coaching at her Alma Mater, assisting the Missouri State Beach Volleyball program during its inaugural season. Prior to that, she spent three years as an assistant coach at Ozark High School, earning Large Class Assistant Coach of the Year honors from the Missouri High School Volleyball Coaches Association in 2016. Thomas also spent the last four years coaching club volleyball for Springfield Juniors, leading her team to a berth in the USA Junior National Championships.

In high school, Thomas was a four-time All-State performer for Althoff Catholic, in Illinois. She was named the South Seven Conference Most Valuable Player as a senior, and was featured in a 2009 cover story in ESPN Rise Magazine for her efforts throughout high school. Thomas competed for the USA Youth National Team in 2009, where she was named Best Setter at the NORCECA Youth Continental Championships in Puerto Rico, leading Team USA to a Gold Medal.

#LETSSOAR



MISSION STATEMENT

Southeast Missouri State University Athletics Mission Statement

The mission of Southeast Missouri State University Department of Athletics is to provide a first class, student-athlete centered collegiate experience emphasizing the core values of **ACADEMIC EXCELLENCE, SOCIAL DEVELOPMENT**, and **COMPETITIVE SUCCESS**.

The Department of Athletics strives to compete at the highest possible level in the Ohio Valley Conference and other conference affiliations. The principles of integrity, student welfare, sportsmanship, ethical conduct, rules compliance, equity and diversity, and the prudent management of resources are the foundation on which we operate.



STUDENT ATHLETE PROFILES

1

KEEGAN FORNOFF**SETTER****SENIOR • 5-9****JOLIET, ILL.****JOLIET CATHOLIC HS****2017 – Junior**

Competed in 107 sets over 31 matches...
Recorded a career-best 530 assists (4.95 assists/set) which was second on the team...
Dished out 20 or more assists in 13 matches and posted 30 or more in three matches...
Posted a season best of 35 assists vs. Western Illinois (9/4)...Ranks 10th all-time in Southeast history with 1059 career assists...Added 19 service aces for fourth on SEMO with nine kills...
Defensively, she registered a personal high 137 digs (1.28 digs/set) for sixth most on the team...
Tallied 11 digs twice in 2017 vs. Austin Peay (9/29) and at Murray State (11/3)...Registered three double-doubles...Named to the OVC Commissioner's Honor Roll.

2016 – Sophomore

Saw limited action in 2016...Played in 19 total sets, six matches...Made three starts at setter...
Tallied 107 assists on the season...Dished out a season-high 17 assists in five sets against Austin Peay (10/19)...Had 26 assists in the three-set sweep at Eastern Illinois (11/5)...
Recorded 43 digs including a season-high 15 at EIU...Named to the OVC Commissioner's Honor Roll.

2015 – Freshman

Played 69 sets in 20 matches...Finished second on the team with 422 assists (6.12 assists/set)...
Recorded 30 or more assists in six matches, including a season-best 43 vs. Jacksonville State (11/14)...Tallied 18 kills and a .237 hitting clip...
Defensively, Fornoff accumulated 110 digs (1.59 digs/set) and four block assists...Tied for sixth on the team with 12 service aces...Named to the OVC Commissioner's Honor Roll.

Prep/Club

Graduate of Joliet Catholic Academy...Led team to a second-place finish in Illinois High School Association 3A State in 2014 and Regional Championship in 2013...Captain of school and club team...Named to the 2014 Under Armour Watch List...Was part of the National Honor Society, National Spanish Honor Society, and the National Math Honor Society...Played club with UNO Volleyball Club.

Personal

Daughter of Jeff and Colleen Fornoff...Has two younger brothers...Born on October 15, 1996...
Majoring in Psychology.

**HONORS & AWARDS**

2017 OVC Commisioner's Honor Roll
2017 Southeast Scholar-Athlete

SINGLE-GAME HIGHS

Kills.....4, vs Jacksonville State (11/14/15)
Assist.....36, at Bradley (9/18/15)
Digs.....15, at Eastern Illinois (11/5/16)
Blocks.....2, vs Morgan State (9/1/17)
Aces.....4, vs Fordham (8/25/17)

Season	SP	MP	K	K/S	E	TA	PCT	A	A/S	SA	Sa/S	DIG	D/S	RE	BS	BA	TB	B/S	BE	BHE	POINTS	P/S
2015	69	20	18	0.26	4	59	.237	422	6.12	12	0.17	110	1.59	2	0	4	4	0.06	0	17	32.0	0.46
2016	19	6	3	0.16	4	20	-.050	107	5.63	1	0.05	43	2.26	0	0	1	1	0.05	0	4	4.5	0.21
2017	107	31	9	0.08	5	33	.121	530	4.95	19	0.18	137	1.28	0	0	2	2	0.02	0	27	29.0	0.27
Career	195	46	39	0.20	13	112	.232	1059	5.43	32	.164	290	1.49	2	0	7	7	0.04	0	48	65.5	0.34

8

HALEY BILBRUCK**RIGHTSIDE HITTER****SENIOR • 6-3****HOT SPRINGS S.D.****UNLV****2017 – Junior**

Received the Pursuit of Excellence Award sponsored by William and Merla Brooks at the year-end banquet (4/7/18)...Became first player at Southeast to attend a USA Volleyball Tryout in Colorado Springs, Colorado (3/2/18-3/4/18)...Played in 117 sets in all 31 matches...Fourth on the Redhawks with 166 kills and 1.42 kills per set...Third on the team with 74.0 total blocks (6 solo and 68 block assists)...Hit a .242 hitting clip and added five assists with 46 digs...Tallied a season-best hitting percentage of .643 vs. Morehead State (10/20) with 10 kills...Recorded a personal high 10 blocks (10 block assists) vs. Murray State (9/30)...Registered a career high 15 kills in the regular season finale vs. Eastern Illinois (11/11)...Named to the OVC Commissioner's Honor Roll.

2016 – Sophomore (UNLV)

Did not see action.

2015 – Redshirt-Freshman (UNLV)

Played in six matches and seven sets...Had a total of three kills with a season-high one on three occasions: vs. Seton Hall (8/29), Southeastern Louisiana (9/11) and at San Diego State (11/7)...Had a total of one dig at San Diego State (11/7)...Had a total of five blocks (one solo and four assisted) with a season-high three (all assisted) at San Diego State (11/7)...Had one solo block vs. San Jose State (9/26).

2014 – Freshman (UNLV)

Redshirt.

Prep/Club

Was a three-year varsity letter winner at Hot Springs High School...Broke high school single-match blocking record with 15 solo blocks and was back-to-back district champions...Played club with the Black Hills Juniors...Senior season was named First Team All-Conference and her squad's Most Valuable Offensive Player...Junior season was an all-conference honorable mention and won the Most Improved Award during sophomore year...Academically, was ranked 13th in high school graduating class...Also played basketball.

Personal

Daughter of David and Wendy Bilbruck...Born on May 30, 1996 in Federal Way, Washington...Has one brother, Alexander...Majoring in Health Management: Exercise Science...Used to show horses competitively, is left-handed and can wiggle her nose.

**HONORS & AWARDS**

2017 OVC Commissioner's Honor Roll

SINGLE-GAME HIGHS

Kills.....15, vs UT Martin (10/24/17)
Assists.....1, 5x, last at Austin Peay (11/4/17)
Digs.....5, vs SIUE (11/10/17)
Blocks.....10 vs Murray State (9/30/17)
Aces.....-

Season	SP	MP	K	K/S	E	TA	PCT	A	A/S	SA	Sa/S	DIG	D/S	RE	BS	BA	TB	B/S	BE	BHE	POINTS	P/S
2017	117	32	166	1.42	59	443	.242	5	0.04	0	0.00	46	0.39	1	6	68	74	0.63	5	4	206.0	1.76
Career	117	32	166	1.42	59	443	.242	5	0.04	0	0.00	46	0.39	1	6	68	74	0.63	5	4	206.0	1.76



#LETSSOAR

GOSOUTHEAST.COM



MADELINE GRIMM

10

OUTSIDE HITTER

SENIOR • 5-9

NEW LENOX, ILL.

JOLIET CATHOLIC ACADEMY

HONORS & AWARDS

2016 OVC Commissioner's Honor Roll

SINGLE-GAME HIGHS

Kills.....	22, at Evansville (9/5/16)
Assists.....	3, vs Fordham (8/25/17)
Digs.....	22, vs The Citadel (9/5/15)
Blocks.....	2, 2x, last vs Montana (9/8/17)
Aces.....	4, vs Tennessee State (10/15/16)

2017 – Junior

Played in 44 sets over 17 matches...Seventh on the team with 69 kills on a .106 hitting clip... Added 87 digs along with seven assists and six service aces...Totalled 13 blocks (two solo, 11 block assists)...Hit a season best .333 vs. Fordham (8/25) with three assists...Recorded a season high 12 kills and personal best three blocks at New Orleans (8/26)...Posted campaign best 11 digs twice vs. Evansville (9/2) and at Austin Peay (11/4)...Named to the all-tournament team at the New Orleans Invitational (8/26).

2016 – Sophomore

Appeared in 102 sets in 29 matches...Made 16 starts...202 kills ranked third on the team with a 1.98 kills per set average...Recorded 54 digs and 19 blocks...Had a lone 20-kill game, recording 22 at Evansville (9/5)...Hit a season-best .400 in the season opener against New Orleans (8/26) with 13 kills...Recorded eight digs, a season high, against Belmont (10/14)...Named to the OVC Commissioner's Honor Roll.

2015 – Freshman

Played 69 sets in 22 matches...Accumulated 64 kills in 194 total attacks...Recorded a double-double with a season-high 11 kills to go along with 13 assists vs. UT Martin (9/29)...Registered 139 digs (2.01 digs/set) and six block assists...Tallied a season-best 22 digs vs. Citadel (9/5)... Added six assists, 18 service aces and 85 points...Named to the OVC Commissioner's Honor Roll.

Prep/Club

Graduate of Joliet Catholic Academy...Led team to a second-place finish in Illinois High School Association 3A State in 2014 and Regional Championship in 2013...Captain of school and club team... Named to the 2014 Under Armour Watch List...Was part of the National Honor Society, National Spanish Honor Society, National Art Honor Society, and the National Math Honor Society...Played club with UNO Volleyball Club.

Personal

Daughter of Greg and Ann Grimm...Born on September 26, 1997...Majoring in Human Environmental Studies: Dietetics..

Season	SP	MP	K	K/S	E	TA	PCT	A	A/S	SA	Sa/S	DIG	D/S	RE	BS	BA	TB	B/S	BE	BHE	POINTS	P/S
2015	69	22	64	0.93	41	194	.119	6	0.09	18	0.26	139	2.01	12	0	6	6	0.09	1	1	85.0	1.23
2016	102	29	202	1.98	128	610	.121	5	0.05	5	0.05	54	0.53	8	1	18	19	0.19	0	1	217.0	2.13
2017	44	17	69	1.57	45	227	.106	7	0.16	6	0.14	87	1.98	16	2	11	13	0.30	0	0	82.5	1.88
Career	215	68	335	1.56	214	1031	.117	18	0.08	29	0.14	280	1.30	36	3	35	38	0.18	1	2	384.5	1.79

14

MADARA BAJARE

RIGHTSIDE HITTER

SENIOR • 6-2

TALSI, LATVIA

HILLSBOROUGH CC

2017 – Junior

Appeared in 110 sets over 31 matches...Was fifth on the team with 130 kills...Ranked fourth on Southeast with 67.0 total blocks (4 solo, 63 block assists)...Averaged 1.18 kill per set with a .180 hitting percentage...Also compiled eight assists and 43 digs...Hit a career best .667 vs. EIU (11/11)...Tallied season high of seven blocks twice at Chicago State (9/16) and vs. UT Martin (10/24)...Posted a personal best 10 kills at Murray State (11/3)...Named to the OVC Commissioner's Honor Roll.

2016 – Sophomore (Hillsborough CC)

Helped team to a 21-9 (5-3) record.

2015 – Freshman (College of Central Florida)

Helped team win the 2015 Mid-Florida Conference Championship (Region 8) and finish ninth in the NJCAA DI Volleyball Championships.

Prep/Club

Placed second in beach volleyball at Youth Summer Olympic Games of Latvia beach (2013).

Personal

Daughter of Valda and Rihards Bajare...Born on November 26, 1996...Has one brother, Henriks...Majoring in Health Management: Exercise Science.



HONORS & AWARDS

2017 OVC Commissioner's Honor Roll

SINGLE-GAME HIGHS

Kills.....10, at Murray State (11/3/17)
Assists.....2, vs Omaha (9/9/17)
Digs.....6, at Chicago State (9/16/17)
Blocks.....7, 2x, last vs UT Martin (10/24/17)
Aces.....--

Season	SP	MP	K	K/S	E	TA	PCT	A	A/S	SA	Sa/S	DIG	D/S	RE	BS	BA	TB	B/S	BE	BHE	POINTS	P/S
2017	110	31	166	142	59	443	.242	5	0.04	0	0.00	46	0.39	1	6	68	74	0.63	5	4	206.0	1.50
Career	110	31	166	142	59	443	.242	5	0.04	0	0.00	46	0.39	1	6	68	74	0.63	5	4	206.0	1.50



#LETSSOAR

GOSOUTHEAST.COM



ANNIE WEHRHEIM

2

OUTSIDE HITTER

JUNIOR • 6-0

WOODLAWN, ILL.

JOHN A. LOGAN

2017 – Junior

Appeared in one set...Made Redhawks debut on Sept. 4 vs. Western Illinois.

2015-16 (John A. Logan College)

Was named the Conference Player of the Year and Region 24 MVP in 2016 while also earning an All-American Honorable Mention...All-Conference honors in 2015.

Prep/Club

Played at Woodlawn Community High School...Tallied 1220 career kills...During senior season, was named MTC Conference MVP, second team all-state, and set the record for most kills in a 1A State Final Match (24)...Three times named MTC All-Conference, SICA All-South Team during high school...Helped team to three straight region championships including reaching fourth-place in the state tournament in 2014 with a 33-4 record...Played travel/club ball with SISVBC and Y High Impact...Academically, was on the High Honor Roll throughout high school, was on the National Honor Society for two years and Honors Club for three years...Also played softball.

Personal

Full first name is Leeanne...Daughter of Tim and Karen Wehrheim...Born on February 24, 1997...Majoring in Majoring in Physical Education K-12.

SINGLE-GAME HIGHS

Kills.....	-
Assists.....	-
Digs.....	-
Blocks.....	-
Aces.....	-

Season	SP	MP	K	K/S	E	TA	PCT	A	A/S	SA	Sa/S	DIG	D/S	RE	BS	BA	TB	B/S	BE	BHE	POINTS	P/S
2017	1	1	0	0.00	0	0	.000	0	0.00	0	0.00	0	0.00	0	0	0	0	0.00	0	0	0	0.00
Career	212	48	347	1.64	176	1516	.113	55	0.26	42	0.20	600	2.83	75	10	33	43	0.20	6	5	415.5	1.96

#LETSSOAR



KRISTA BERNs

MIDDLE BLOCKER

JUNIOR • 6-3

ROCKFORD, ILL.

BOYLAN CATHOLIC

9

2017 – Sophomore

Competed in 101 sets in 28 matches...Second on SEMO with 89.0 total blocks (14 solo, 75 block assists)...Sixth on the team with 116 kills on a .168 hitting percentage...Third on the squad with 21 service aces...Added 14 assists and 66 digs...Registered four assists vs. New Orleans (8/26)...Recorded a career best .727 hitting clip with nine kills vs. Jacksonville State (9/23)...Posted a career best nine kills four times vs. Arkansas Pine Bluff (9/1), Evansville (9/1), at UT Martin (9/19) and Jacksonville State (9/23)...Tallied seven total blocks (7 assists) vs. Murray State (9/30)...Named to the OVC Commissioner's Honor Roll.

Prep/Club

Played at Boylan Catholic High School...Was a team captain...Also competed for Club Fusion Volleyball.

Personal

Daughter of Lonnie and Monica Berns...Born on October, 27, 1997...Majoring in Health Management: Exercise Science.

HONORS & AWARDS

2017 OVC Commissioner's Honor Roll

SINGLE-GAME HIGHS

Kills9, 4x, vs Jacksonville State (9/23/17)
Assists3, 3x, last at Murray State (11/3/17)
Digs5, vs Belmont (10/14/16)
Blocks7, vs Murray State (9/30/17)
Aces4, at New Orleans (8/26/17)

2016 – Freshman

Played in 96 sets in all but one match as a true freshman...Made 21 starts as a rookie...Recorded 102 kills with a .157 hitting clip on the season...Ranked second on the team with 64 total blocks (17 solo, 47 assists)...Earned a season-high eight kills in the season finale against Tennessee Tech (11/12) including hitting .571 in the three-set match...Had six blocks (4 solo, 2 assists) at Morehead State (10/22)...Named to the OVC Commissioner's Honor Roll.

Season	SP	MP	K	K/S	E	TA	PCT	A	A/S	SA	Sa/S	DIG	D/S	RE	BS	BA	TB	B/S	BE	BHE	POINTS	P/S
2016	96	29	102	1.06	57	287	.157	6	0.06	2	0.02	33	0.34	0	17	47	64	0.67	4	0	144.5	1.50
2017	101	28	116	1.15	63	316	.168	14	0.14	21	0.21	66	0.65	0	14	75	89	0.88	3	4	188.5	1.87
Career	197	57	218	1.11	120	603	.163	20	0.10	23	0.12	99	0.50	0	31	122	153	0.78	7	4	333.0	1.69



#LETSSOAR
GOSOUTHEAST.COM

12 / MIKAYLA KUHLMANN

OUTSIDE HITTER
JUNIOR • 6-0
ST. LOUIS, MO.
MEHLVILLE HS

2017 – Sophomore

Competed in 86 sets over 26 matches...Third on Southeast with 205 kills on a .164 hitting clip...Sixth on the team with 27.0 total blocks (two solo, 25 block assists)...Fifth on SEMO with 138 digs...Added nine assists and 11 service aces in 2017...Recorded three double-doubles including a 14-kill and 11-dig outing vs. Western Illinois (9/4) and 13 kills and career high 13 digs vs. Montana (9/8)...Hit a career best .444 with nine kills vs. Morehead State (10/20)...Totaled personal best 20 kills on a .288 hitting clip at Southern Illinois (9/12)...Recorded career best two aces and four blocks vs. Alcorn State (8/25).

2016 – Freshman


Saw limited action due to injury during her freshman season...Played in one set in six matches each...Laid down a pair of kills against Louisiana Tech (8/27).

Prep/Club

Played at Mehlville High School...Earned second team All-District and Breakout Star honors as a freshman...During her sophomore campaign, she was named a team captain of the varsity squad and was named Female Athlete of the Fall Season...Earned All-District honors all four years to go along with three All-Conference awards...Registered 828 kills, 1,415 digs, 66 blocks and 116 aces during her high school career.

Personal

Daughter of Kelly and Lynn Kuhlmann...Born on January 20, 1998...Majoring in Biomedical Sciences.



SINGLE-GAME HIGHS

Kills 20, at Southern Illinois (9/12/17)
 Assists 2, vs Evansville (9/2/17)
 Digs 13, vs Montana (9/8/17)
 Blocks 4, vs Alcorn State (8/25/17)
 Aces 2, 3x, last vs Western Ill. (9/4/17)

Season	SP	MP	K	K/S	E	TA	PCT	A	A/S	SA	Sa/S	DIG	D/S	RE	BS	BA	TB	B/S	BE	BHE	POINTS	P/S
2016	6	6	3	0.50	4	18	-0.56	0	0.00	0	0.00	1	0.17	0	0	1	1	0.17	0	0	35	0.50
2017	86	26	205	2.38	103	622	1.64	9	0.10	11	0.13	138	1.60	26	2	25	27	0.31	5	2	230.5	2.68
Career	92	32	208	2.26	107	640	0.16	9	0.10	11	0.12	139	1.51	26	2	26	28	0.30	5	2	234	2.54



EMILY BOGGETTO

13

DEFENSIVE SPECIALIST

JUNIOR • 5-8

JOLIET, ILL.

PROVIDENCE CATHOLIC

2017 – Sophomore

Appeared in 50 sets over 19 matches...Fourth on the team defensively with 148 digs (2.96 digs per set)...Tallied a kill, 24 assists and 24 service aces...Tallied a career high three service aces at Belmont (10/14)...Recorded a season best 20 digs at Drake (9/8)...Posted personal best seven assists at Southern Illinois (9/12)...Registered 10 digs or more in seven matches.

2016 – Freshman

Played in 67 sets in 22 matches...Made eight starts as a true freshman...Picked up 142 digs on the season...Had three 10-dig matches including a 12-dig performance against Dequense (9/10)...Had 10 digs in her NCAA debut against New Orleans (8/26)...Handed out nine assists...Recorded 10 service aces...Named to the OVC Commissioner's Honor Roll.

Prep/Club

Attended Providence Catholic High School... As a senior, she earned All-Conference and All-Area honors...Earned All-Tournament nod at Oak Lawn Invite...Named to the Illinois Top 30... Helped lead team to a Regional Championship... Played club volleyball for First Alliance Volleyball...Also played basketball.

Personal

Daughter of Brad and Michelle Boggetto... Born on September 23, 1997...Majoring in Health Management: Exercise Science...Brother Branden played baseball for SEMO and was drafted 754th overall (25th round in 2016) by the Washington Nationals.

HONORS & AWARDS

2016 OVC Commissioner's Honor Roll
2016 Southeast Scholar-Athlete

SINGLE-GAME HIGHS

Kills.....1, 2x, last vs Omaha (9/9/17)
Assists.....7, at Southern Illinois (9/12/17)
Digs.....20, vs Drake (9/8/17)
Blocks.....-
Aces.....3, at Belmont (10/14/17)

Season	SP	MP	K	K/S	E	TA	PCT	A	A/S	SA	Sa/S	DIG	D/S	RE	BS	BA	TB	B/S	BE	BHE	POINTS	P/S
2016	67	22	1	0.01	0	1	1.000	9	0.13	10	0.15	142	2.12	19	0	0	0	0.00	0	0	11.0	0.16
2017	50	19	1	0.02	2	9	-1.11	24	0.48	12	0.24	148	2.96	20	0	0	0	0.00	0	0	13.0	0.26
Career	117	41	2	0.02	2	10	0.00	33	0.28	22	0.19	290	2.48	39	0	0	0	0.00	0	0	24.0	0.21

#LETSSOAR



GOSOUTHEAST.COM

3 / MAGGIE ADAMS

MIDDLE BLOCKER
SOPHOMORE • 6-2
FENTON, MO.
ROCKWOOD SUMMIT



2017 – Freshman

Received the Coach's Choice Award sponsored by Cindy Gannon at the year-end banquet (4/7/18)...Appeared in five sets over four matches...Made Redhawks debut vs. Alcorn State (8/25)...Recorded her first-career collegiate kill vs. Omaha (9/9)...Recorded a season high of four block assists at SIUE (10/7)...Totaled two kills and 8.0 block assists...Named to the OVC Commissioner's Honor Roll.

Prep/Club

Played at Rockwood Summit High School... Played in 107 sets, tallying 156 kills with a .262 attack percentage...Led her high school in blocking, averaging 1.3 blocks per set through her career (138 total blocks, 69 solo)...Senior season was named first team all-conference and second team all-district...Junior year was named second team all-conference...Played club for Rockwood Thunder who ranked 12th in the nation for US Club Volleyball Programs.

Personal

Daughter of Connie Weil and Tom Adams... Majoring in Marketing: Marketing Management.


HONORS & AWARDS

2017 OVC Commissioner's Honor Roll

SINGLE-GAME HIGHS

Kills..... 1, 2x, last at SIUE (10/7/17)
 Assists..... -
 Digs..... -
 Blocks..... 4, at SIUE (10/7/27)
 Aces..... -

Season	SP	MP	K	K/S	E	TA	PCT	A	A/S	SA	Sa/S	DIG	D/S	RE	BS	BA	TB	B/S	BE	BHE	POINTS	P/S
2017	5	4	2	0.40	3	5	-.200	0	0.00	0	0.00	0	0.00	0	0	8	8	1.60	1	0	6.0	1.20
Career	5	4	2	0.40	3	5	-.200	0	0.00	0	0.00	0	0.00	0	0	8	8	1.60	1	0	6.0	1.20



ALLY DION

DEFENSIVE SPECIALIST
SOPHOMORE • 5-10
ALGONQUIN, ILL.
HUNTLEY HS

6

2017 – Freshman

Played in 102 sets over 29 matches...Led the Redhawks defensively with 340 digs...Notched double-digit digs in 18 matches and 20 or more digs three times...Also was first on team with 36 service aces and third in the OVC with 0.35 service aces per set...In conference play, ranked eighth with 4.05 digs per set (239 digs) and tied for ninth with 0.31 service aces per set (18 aces)...Tallied 24 digs at Chicago State (9/16)...Chipped in five kills and 66 assists...Recorded a personal best of five aces twice vs. Arkansas Pine Bluff (9/1) and vs. UT Martin (10/24)...Registered a career high 30 dig outing at Murray State (11/3)...Posted seven assists vs. UT Martin (10/24)...In the regular season finale, totaled 20 digs vs. Eastern Illinois (11/11)...Named to the all-tournament team at the Redhawks Invitational (9/2).

Prep/Club

Three year starter at Huntley High School and lettered all four...Was named Northwest Herald Player of the Year...She was twice named all-conference, all-area and MVP during her high school career...Senior season set school record for most kills in one season (404), tallied 394 digs and was selected to the Illinois All-Star Game...Helped school earn three regional championships and one conference championship...Played club with Sky High Volleyball.

Personal

Daughter of Sandy and Bob Dion...Born on June 4, 1999...Sister Amy was a defensive specialist/libero at the University of Maryland (class of 2016)...Majoring in Exploratory Major.

SINGLE-GAME HIGHS

Kills.....1, 5x, last at Austin Peay (11/16/17)
 Assists.....7, vs UT Martin (10/24/17)
 Digs.....30, at Murray State (11/3/17)
 Blocks.....1, vs Omaha (9/9/17)
 Aces.....5, 2x, last vs UT Martin (10/24/17)

Season	SP	MP	K	K/S	E	TA	PCT	A	A/S	SA	Sa/S	DIG	D/S	RE	BS	BA	TB	B/S	BE	BHE	POINTS	P/S
2017	102	30	5	0.05	2	15	.200	66	0.65	36	0.35	340	3.33	27	0	1	1	0.01	1	2	41.5	0.41
Career	102	30	5	0.05	2	15	.200	66	0.65	36	0.35	340	3.33	27	0	1	1	0.01	1	2	41.5	0.41

#LETSSOAR



GOSOUTHEAST.COM



KENDALL WASHINGTON

OUTSIDE HITTER
FRESHMAN • 5-10
TYRONE, GA.
SANDY CREEK

5

Prep/Club

Four-year letter winner at Sandy Creek High School and Oak Mountain Academy...Coached by Janie Hodges...Amassed over 1,000 kills in her career as a starting six rotation outside hitter...Helped lead Oak Mountain Academy to Area, Region and State Championships in 2015 and was the lone freshman on the varsity team...Named to all-area, all-region and all-state teams as well as earned most valuable player, student-athlete of the week, offensive player of the year and team captain...Played club volleyball at A5 Volleyball Club and was coached by Jing Hou.

PERSONAL

Daughter of Kenneth and Tracy Washington...Born on September 11, 2000...Majoring in Athletic Training.



LANEY MALLOY

OUTSIDE HITTER
SOPHOMORE • 6-0
ROSELLE, ILL.
ILLINOIS-CHICAGO

7

2017 – FRESHMAN (UIC)

Appeared in three matches for the Flames and tallied nine kills, 12 digs and two service aces.

PREP/CLUB

A starter on all three of St. Francis High School's Illinois High School Association State Championship teams...Named Max Prep Player of the Game 14 times during her senior season and also earned News Gazette All-Area Team, St. Francis High School MVP, Kane County All-Area First Team and DuPage All-Area First Team accolades...Garnered Girls Catholic Athletic Conference All-Conference honors as a junior and a senior and was named to the AVCA Phenom List and an AAU All American...Holds the IHSA blocking record for most blocks in a series state game...Played club volleyball at Sports Performance and was coached by Don Joe Lei...Also played basketball and softball.

PERSONAL

Daughter of Tom and Maia Malloy...Full first name is Delaney...Twin sister, Kamryn, is also a volleyball player and plays at Indiana University...Born on December 22, 1998...Majoring in Psychology.

**ELISSA MOYLAN**

OUTSIDE HITTER
FRESHMAN • 6-1
BETTENDORF, IOWA
PLEASANT VALLEY

11**PREP/CLUB**

Three-year starter and letterwinner at Pleasant Valley where she was coached by Amber Hall...Named the Mississippi Athletic Conference Player of the Year and earned All-Mississippi Athletic Conference First team honors in 2017...Selected as an Iowa Girls Coaches Association Senior All-Star and was chosen to play in the Iowa versus Illinois Senior All-Star Volleyball event...Named to the All-Mississippi Athletic Conference, All-Metro Quad City Times and 5A All-District first teams in 2016...Played club volleyball with the Iowa Rockets and was coached by Stacey Ruff and Lauren Hansen.

PERSONAL

Daughter of David Moylan and Melinda Daigneau...Step Father is Steve Daigneau...Born on August 17, 2000...Competed in track and field and figure skating in addition to volleyball...Majoring in Elementary Education.

**CLAIRE OCHS**

SETTER
FRESHMAN • 5-10
CHESTERFIELD, MO.
ST. JOSEPH'S ACADEMY

15**PREP/CLUB**

Three-year starter at St. Joseph's Academy where she was coached by Katie Richardson...Earned all-state and all-conference honoree in 2017 as the Angels won the Class 4A Missouri State High School Activities Association Championship...Named to the Under Armour Watch List in 2017...Helped St. Joseph's Academy to a fourth place finish in Class 4A in 2015...Started her high school career at Villa Duchesne and was the only starting freshmen on that Missouri Class 3 State runner-up team in 2014...Played club volleyball for High Performance St. Louis and was coached by Chris Nichols...Has qualified for Beach Volleyball Nationals in 2016 and 2017...Finished fourth in the 18 and under division at USA Volleyball Beach Nationals in July of 2017...Recorded a 3.85 grade-point average at St. Joseph's Academy.

PERSONAL

Daughter of Randy and Laurie Ochs...Born on March 15, 2000...Sister Carly was an outside hitter at North Carolina at Charlotte and Missouri-St. Louis...Majoring in Business Administration.



CAROLINE DRAVER

RIGHTSIDE HITTER
FRESHMAN • 5-11
SHOREWOOD, WIS.
DIVINE SAVIOR HOLY ANGELS

16

Prep/Club

Racked up 419 kills, 136 total blocks and 93 digs in 259 career sets at Divine Savior Holy Angels High School in Milwaukee, Wisconsin... Coached by Catie Ratkowski...Named Greater Metro Conference All-Conference Honorable Mention as a senior...Helped lead Divine Savior Holy Angels to quarterfinals (2016) and semifinals (2017) finishes in the Wisconsin Interscholastic Athletic Association State tournament...Played club volleyball with the Milwaukee Sting - 18 Silver and is coached by Taryn Vaughn and Ted Schulte.

PERSONAL

Daughter of Mike and Kristi Draver...Born on January 28, 2000...Majoring in Industrial Distribution.



COLBY GREENE

RIGHTSIDE HITTER
FRESHMAN • 6-2
NORTH LIBERTY, IOWA
IOWA CITY WEST

17


Prep/Club

Started and letter for three seasons at Iowa City West...Coached by Scott Sanders...Named to the Mississippi Valley Conference First Team, YourPrepSports.com Area MVP and MaxPreps Iowa Volleyball Player of the Week in 2017...Chosen to play in the IVCA All-Star senior match and was the Trojans offensive player of the year... Earned Mississippi Valley Conference Second Team and the Trojans' co-offensive player of the year in 2016...Named Iowa City West newcomer of the year and most improved player as a sophomore...Member of two state qualifying volleyball teams with the Trojans...Played club volleyball with fellow freshman Elissa Moylan on the Iowa Rockets...Coached by Lauren Hansen on the Iowa Rockets.

PERSONAL

Daughter of Troy Greene and Renda Greene-Fishman...Born on July 12, 2000...Her brother, Conner Greene, is a defensive end for the Iowa State Cyclones football team...Majoring in Early Childhood Education.

#LETSSOAR



OUR CLOSED BOOK
2017 SEASON REVIEW

/ 2017 OVERALL STATS

#	Player	SP	MP	ATTACK					SET		SERVE		
				K	K/Set	E	TA	Pct	A	A/Set	SA	SA/Set	SE
7	MCELDERRY, Jessica	19	7-	18	0.95	3	40	.375	1	0.05	1	0.05	3
16	CLARKE, Nzingha	116	31-	252	2.17	55	532	.370	6	0.05	0	0.00	0
15	HENKELMAN, Allie	118	31-	13	0.11	3	36	.278	578	4.90	7	0.06	12
8	BILBRUCK, Haley	117	31-	166	1.42	59	443	.242	5	0.04	0	0.00	1
6	DION, Ally	102	29-	5	0.05	2	15	.200	66	0.65	36	0.35	27
14	BAJARE, Madara	110	31-	130	1.18	51	439	.180	8	0.07	0	0.00	0
9	BERNS, Krista	101	28-	116	1.15	63	316	.168	14	0.14	21	0.21	25
5	GEARRING, Krissa	111	31-	342	3.08	169	1048	.165	10	0.09	24	0.22	12
12	KUHLMANN, Mikayla	86	26-	205	2.38	103	622	.164	9	0.10	11	0.13	14
1	FORNOFF, Keegan	107	31-	9	0.08	5	33	.121	530	4.95	19	0.18	28
10	GRIMM, Madeline	44	17-	69	1.57	45	227	.106	7	0.16	6	0.14	4
11	LESS, Marie	66	21-	35	0.53	18	165	.103	9	0.14	9	0.14	9
2	WEHRHEIM, Annie	1	1-	0	0.00	0	0	.000	0	0.00	0	0.00	0
13	BOGGETTO, Emily	50	19-	1	0.02	2	9	-.111	24	0.48	12	0.24	11
3	ADAMS, Maggie	5	4-	2	0.40	3	5	-.200	0	0.00	0	0.00	1
Southeast Missouri		118	31-	1363	11.55	581	3930	.199	1268	10.75	146	1.24	147
Opponents		118	31-	1565	13.26	658	4219	.215	1441	12.21	173	1.47	203

#	Player	SP	RE	DIG		BLOCKING					POINTS		
				Dig	Dig/Set	BS	BA	Total Blk/Set	BE	BHE	Points	Pts/Set	
7	MCELDERRY, Jessica	19	0	10	0.53	1	8	9	0.47	2	1	24.0	1.26
16	CLARKE, Nzingha	116	0	17	0.15	30	115	145	1.25	5	0	339.5	2.93
15	HENKELMAN, Allie	118	2	258	2.19	0	2	2	0.02	1	26	21.0	0.18
8	BILBRUCK, Haley	117	1	46	0.39	6	68	74	0.63	5	4	206.0	1.76
6	DION, Ally	102	27	340	3.33	0	1	1	0.01	1	2	41.5	0.41
14	BAJARE, Madara	110	1	43	0.39	4	63	67	0.61	15	1	165.5	1.50
9	BERNS, Krista	101	0	66	0.65	14	75	89	0.88	3	4	188.5	1.87
5	GEARRING, Krissa	111	42	304	2.74	3	37	40	0.36	9	1	387.5	3.49
12	KUHLMANN, Mikayla	86	26	138	1.60	2	25	27	0.31	5	2	230.5	2.68
1	FORNOFF, Keegan	107	0	137	1.28	0	2	2	0.02	0	27	29.0	0.27
10	GRIMM, Madeline	44	16	87	1.98	2	11	13	0.30	0	0	82.5	1.88
11	LESS, Marie	66	15	114	1.73	0	0	0	0.00	0	0	44.0	0.67
2	WEHRHEIM, Annie	1	0	0	0.00	0	0	0	0.00	0	0	0.0	0.00
13	BOGGETTO, Emily	50	20	148	2.96	0	0	0	0.00	0	0	13.0	0.26
3	ADAMS, Maggie	5	0	0	0.00	0	8	8	1.60	1	0	6.0	1.20
TEAM			23										
Southeast Missouri		118	173	1708	14.47	62	415	269.5	2.28	47	68	1778.5	15.07
Opponents		118	145	1714	14.53	38	311	193.5	1.64	34	54	1931.5	16.37

/ 2017 OVC STATS

POINTS			ATTACK			SET		
#	Player	SA	SA/S	RE	Dig	Dig/S	BS	BA
7	MCELDERRY, Jessica	16	17	1.06	.424	0	0.00	1.41
15	HENKELMAN, Allie	59	8	0.14	.421	331	5.61	0.22
16	CLARKE, Nzingha	58	140	2.41	.374	4	0.07	3.28
6	DION, Ally	59	4	0.07	.333	52	0.88	0.37
8	BILBRUCK, Haley	58	94	1.62	.273	3	0.05	2.0
14	BAJARE, Madara	52	69	1.33	.223	3	0.06	1.66
5	GEARRING, Krissa	58	193	3.33	.160	7	0.12	3.84
9	BERNS, Krista	45	49	1.09	.136	8	0.18	1.72
11	LESS, Marie	55	34	0.62	.108	6	0.11	0.78
12	KUHLMANN, Mikayla	27	76	2.05	.107	2	0.05	2.98
10	GRIMM, Madeline	15	16	1.07	.027	0	0.00	1.3
13	BOGGETTO, Emily	14	0	0.00	.000	2	0.14	0.29
1	FORNOFF, Keegan	50	4	0.08	.000	237	4.74	0.22
3	ADAMS, Maggie	3	1	0.33	-.500	0	0.00	1.33

#	Player	SERVE			DIG		BLOCKING			
		SA	SA/S	RE	Dig	Dig/S	BS	BA	Total	Blk/S
7	MCELDERRY, Jessica	1	0.06	0	8	0.50	1	7	8	0.50
15	HENKELMAN, Allie	4	0.07	0	153	2.59	0	2	2	0.03
16	CLARKE, Nzingha	0	0.00	0	10	0.17	19	63	82	1.41
6	DION, Ally	18	0.31	13	240	4.07	0	0	0	0.00
8	BILBRUCK, Haley	0	0.00	1	24	0.41	2	40	42	0.72
14	BAJARE, Madara	0	0.00	0	20	0.38	0	35	35	0.67
5	GEARRING, Krissa	14	0.24	18	181	3.12	3	25	28	0.48
9	BERNS, Krista	5	0.11	0	31	0.69	5	37	42	0.93
11	LESS, Marie	9	0.16	13	96	1.75	0	0	0	0.00
12	KUHLMANN, Mikayla	1	0.03	15	66	1.78	0	7	7	0.19
10	GRIMM, Madeline	1	0.07	6	37	2.47	1	3	4	0.27
13	BOGGETTO, Emily	4	0.29	4	20	1.43	0	0	0	0.00
1	FORNOFF, Keegan	7	0.14	0	83	1.66	0	0	0	0.00
3	ADAMS, Maggie	0	0.00	0	0	0.00	0	6	6	2.00
TEAM				12						
Southeast Missouri		64	71	1.08	969	16.42	31	225	143.5	2.43

/ 2017 MATCH RESULTS

Date	Opponent	Score	Score-by-set	Record	OVC	Attend
Aug. 25	vs Fordham	L 1-3	21-25, 9-25, 25-18, 19-25	0-1	0-0	
Aug. 25	vs Alcorn State	W 3-0	25-18, 25-13, 25-17	1-1	0-0	146
Aug. 26	at New Orleans	L 2-3	12-25, 25-18, 25-19, 19-25, 12-15	1-2	0-0	
Sept. 1	MORGAN STATE	W 3-0	25-16, 26-24, 26-24	2-2	0-0	147
Sept. 1	ARKANSAS-PINE BLUFF	W 3-0	25-12, 25-13, 25-18	3-2	0-0	876
Sept. 2	EVANSVILLE	W 3-2	18-25, 25-22, 25-22, 22-25, 15-11	4-2	0-0	326
Sept. 4	WESTERN ILLINOIS	W 3-2	14-25, 25-18, 25-8, 21-25, 15-13	5-2	0-0	202
Sept. 8	vs Montana	L 2-3	12-25, 21-25, 25-17, 25-22, 12-15	5-3	0-0	0
Sept. 8	at Drake	L 0-3	20-25, 15-25, 18-25	5-4	0-0	0
Sept. 9	vs Omaha	L 1-3	25-23, 28-30, 14-25, 23-25	5-5	0-0	0
Sept. 12	at Southern Illinois	L 2-3	25-20, 21-25, 25-21, 17-25, 13-15	5-6	0-0	851
Sept. 15	vs Wright State	L 0-3	13-22, 21-25, 14-25	5-7	0-0	0
Sept. 15	vs Eastern Michigan	L 0-3	26-28, 23-25, 22-25	5-8	0-0	0
Sept. 16	at Chicago State	L 2-3	25-27, 25-20, 23-25, 25-23, 13-15	5-9	0-0	122
Sept. 19	at UT Martin	L 1-3	25-22, 25-27, 19-25, 20-25	5-10	0-1	317
Sept. 23	JACKSONVILLE STATE	W 3-0	25-14, 25-22, 25-20	6-10	1-1	184
Sept. 29	AUSTIN PEAY	L 0-3	23-25, 22-25, 16-25	6-11	1-2	734
Sept. 30	MURRAY STATE	L 1-3	29-27, 17-25, 22-25, 20-25	6-12	1-3	333
Oct. 6	at Eastern Illinois	L 0-3	19-25, 21-25, 17-25	6-13	1-4	153
Oct. 7	at SIUE	L 1-3	31-29, 14-25, 23-25, 16-25	6-14	1-5	244
Oct. 13	at Tennessee State	W 3-0	25-19, 25-22, 23-25, 16-25	7-14	2-5	163
Oct. 14	at Belmont	L 0-3	18-25, 10-25, 21-25	7-15	2-6	361
Oct. 20	MOREHEAD STATE	W 3-0	27-25, 25-13, 25-23	8-15	3-6	279
Oct. 21	EASTERN KENTUCKY	L 0-2	21-25, 24-24, 22-25	8-16	3-7	160
Oct. 24	UT MARTIN	W 3-2	24-26, 22-25, 25-23, 25-22, 15-10	9-16	4-7	179
Oct. 27	at Tennessee Tech	W 3-0	25-21, 25-13, 28-26	10-16	5-7	0
Nov. 3	at Murray State	L 2-3	25-22, 25-18, 23-25, 21-25, 6-15	10-17	5-8	301
Nov. 4	at Austin Peay	L 0-3	13-25, 10-25, 23-25	10-18	5-9	345
Nov. 10	SIUE	L 2-3	18-25, 25-17, 25-11, 19-25, 9-15	10-19	5-10	207
Nov. 11	EASTERN ILLINOIS	W 3-2	25-17, 20-25, 25-22, 21-25, 15-7	11-19	6-10	347
Nov. 16	at Austin Peay!	L 0-3	18-25, 19-25, 13-25	11-20	6-10	763

!-OVC Tournament

/ 2017 MATCH-BY-MATCH

Date	Opponent	sp	k	e	ta	pct	ast	sa	se	re	dig	bs	ba	be	total	bhe	points
Aug 25	vs Fordham	4	37	22	94	.160	33	7	10	15	25	3	10	0	8.0	4	52.0
Aug 25	vs Alcorn State	3	34	13	78	.269	34	6	7	2	41	1	12	3	7.0	4	47.0
Aug 26	at New Orleans	5	49	26	134	.172	45	5	7	9	58	1	18	4	10.0	1	64.0
Sep 01	MORGAN STATE	3	35	15	86	.233	34	8	5	7	39	3	8	0	7.0	0	50.0
Sep 01	ARKANSAS PINE BLUFF	3	37	11	81	.321	34	9	2	2	39	1	12	0	7.0	0	53.0
Sep 02	EVANSVILLE	5	61	29	177	.181	57	8	4	7	70	1	14	0	8.0	2	77.0
Sep 04	WESTERN ILLINOIS	5	68	17	138	.370	62	8	8	8	56	0	16	0	8.0	2	84.0
Sep 08	vs Montana	5	45	25	153	.131	43	6	6	7	58	3	14	2	10.0	1	61.0
Sep 08	at Drake	3	28	24	118	.034	28	4	3	4	55	2	12	2	8.0	1	40.0
Sep 09	vs Omaha	4	42	23	124	.153	36	7	6	5	46	3	20	4	13.0	3	62.0
Sep 12	at Southern Illinois	5	63	24	164	.238	59	6	4	7	66	2	12	1	8.0	1	77.0
Sep 15	vs Wright State	3	28	15	96	.135	26	3	3	3	34	0	10	1	5.0	2	36.0
Sep 15	vs Eastern Michigan	3	34	21	101	.129	34	2	5	3	32	5	8	0	9.0	2	45.0
Sep 16	at Chicago State	5	67	23	163	.270	62	3	5	3	72	4	18	1	13.0	2	83.0
Sep 19	at UT Martin	4	56	26	145	.207	50	2	3	4	56	5	10	14	10.0	4	68.0
Sep 23	JACKSONVILLE STATE	3	47	11	101	.356	44	10	2	1	40	1	14	1	8.0	1	65.0
Sep 29	AUSTIN PEAY	3	32	11	104	.202	30	0	2	6	52	2	6	0	5.0	7	37.0
Sep 30	MURRAY STATE	4	42	23	154	.123	38	7	11	9	67	1	34	0	18.0	2	67.0
Oct 06	at Eastern Illinois	3	30	20	112	.089	30	3	4	8	60	0	14	2	7.0	1	40.0
Oct 07	at SIUE	4	39	21	157	.115	36	5	7	7	73	2	20	1	12.0	4	56.0
Oct 13	at Tennessee State	3	42	12	115	.261	39	3	2	0	56	1	6	3	4.0	0	49.0
Oct 14	at Belmont Bruins	3	18	18	87	.000	15	5	4	4	34	0	8	1	4.0	1	27.0
Oct 20	MOREHEAD STATE	3	48	9	105	.371	47	6	7	1	39	2	8	0	6.0	2	60.0
Oct 21	EASTERN KENTUCKY	3	37	18	121	.157	35	1	6	4	58	5	14	0	12.0	3	50.0
Oct 24	UT MARTIN	5	62	23	173	.225	58	8	6	6	73	0	24	0	12.0	4	82.0
Oct 27	at Tennessee Tech	3	45	14	125	.248	44	2	5	4	58	3	8	0	7.0	4	54.0
Nov 03	at Murray State	5	61	25	196	.184	56	3	4	7	109	1	16	1	9.0	3	73.0
Nov 04	at Austin Peay	3	28	11	107	.159	27	1	1	9	45	2	17	1	10.5	3	39.5
Nov 10	SIUE	5	54	17	155	.239	47	3	5	7	68	4	16	0	12.0	2	69.0
Nov 11	EASTERN ILLINOIS	5	64	25	165	.236	59	5	2	5	81	2	10	4	7.0	1	76.0

/ FINAL OVC STANDINGS

Standings	Conference	Pct.	Overall	Pct.	Home	Away	Neutral	Last 10	Streak
Austin Peay	14-2	0.875	30-6	0.833	12-3	12-3	6-0	8-2	L1
SIUE	13-3	0.813	23-7	0.767	12-2	7-3	4-2	7-3	L2
Murray State	12-4	0.750	22-9	0.710	8-1	6-5	8-3	8-2	L1
Eastern Kentucky	10-6	0.625	13-19	0.406	5-4	6-8	2-7	6-4	L1
Jacksonville State	9-7	0.563	23-13	0.639	12-1	6-8	5-4	5-5	L1
Belmont	9-7	0.563	14-15	0.483	9-5	2-7	3-3	6-4	L1
Eastern Illinois	8-8	0.500	15-15	0.500	8-6	4-7	3-2	5-5	L1
Southeast Missouri	6-10	0.375	11-20	0.355	8-4	2-11	1-5	4-6	L1
Morehead State	5-11	0.313	14-15	0.483	8-7	3-7	3-1	4-6	L1
UT Martin	5-11	0.313	11-18	0.379	4-4	2-10	5-4	2-8	L6
Tennessee State	3-13	0.188	7-23	0.233	5-6	1-12	1-5	1-9	L3
Tennessee Tech	2-14	0.125	4-24	0.143	1-8	2-10	1-6	1-9	L1

/ FINAL OVC STATISTICAL LEADERS

Hitting Percentage	S	K	E	TA	Pct.	KILLS	S	No.	Avg	Opponent Hitting Pct.	S	K	E	TA	Pct.
Austin Peay	132	1834	678	4906	.236	Austin Peay	132	1834	13.89	SIUE	119	1403	667	4418	.167
SIUE	119	1596	662	4318	.216	SIUE	119	1596	13.41	Belmont	113	1198	570	3611	.174
Morehead State	102	1324	595	3519	.207	Murray State	117	1564	13.37	Jacksonville St.	142	1748	841	5112	.177
Jacksonville St.	142	1743	735	4892	.206	Eastern Illinois	113	1474	13.04	Austin Peay	132	1598	700	4857	.185
Southeast Missouri	118	1363	580	3929	.199	Morehead State	102	1324	12.98	Murray State	117	1413	593	4284	.191
Eastern Illinois	113	1474	607	4368	.198	UT Martin	110	1353	12.30	UT Martin	110	1388	615	3971	.195
Murray State	117	1564	673	4517	.197	Jacksonville St.	142	1743	12.27	Eastern Illinois	113	1485	637	4278	.198
Belmont	113	1372	658	3879	.184	Belmont	113	1372	12.14	Morehead State	102	1238	552	3453	.199
UT Martin	110	1353	687	3975	.168	Eastern Kentucky	125	1490	11.92	Eastern Kentucky	125	1606	695	4398	.207
Eastern Kentucky	125	1490	746	4479	.166	Southeast Missouri	118	1363	11.55	Southeast Missouri	118	1566	659	4221	.215
Tennessee State	112	1268	644	3892	.160	Tennessee Tech	94	1066	11.34	Tennessee State	112	1473	544	4043	.230
Tennessee Tech	94	1066	539	3483	.151	Tennessee State	112	1268	11.32	Tennessee Tech	94	1323	488	3568	.234

DIGS	S	No.	Avg	BLOCKS	S	BS	BA	Total	Avg	ASSISTS	S	No.	Avg
Murray State	117	2041	17.44	Southeast Missouri	118	62	415	269.5	2.28	Austin Peay	132	1731	
SIUE	119	2073	17.42	Eastern Illinois	113	34	443	255.5	2.26	13.11			
Austin Peay	132	2256	17.09	UT Martin	110	46	402	247.0	2.25	Murray State	117	1468	
Tennessee Tech	94	1531	16.29	Morehead State	102	33	386	226.0	2.22	12.55			
Eastern Illinois	113	1821	16.12	Jacksonville St.	142	59	500	309.0	2.18	SIUE	119	1492	
Tennessee State	112	1722	15.38	SIUE	119	66	353	242.5	2.04	12.54			
UT Martin	110	1673	15.21	Austin Peay	132	92	314	249.0	1.89	Morehead State	102	1248	
Jacksonville St.	142	2146	15.11	Eastern Kentucky	125	60	331	225.5	1.80	12.24			
Southeast Missouri	118	1709	14.48	Belmont	113	26	353	202.5	1.79	Eastern Illinois	113	1362	
Eastern Kentucky	125	1800	14.40	Tennessee State	112	46	250	171.0	1.53	12.05			
Morehead State	102	1404	13.76	Tennessee Tech	94	39	194	136.0	1.45	Jacksonville St.	142	1635	
Belmont	113	1544	13.66	Murray State	117	40	220	150.0	1.28	11.51			



DIG FOR LIFE

Once again, the Southeast Missouri State volleyball team joined forces with Saint Francis Medical Center and over 40 local businesses and 20 area schools to raise a record number of funds for the Dig For Life and Pink Up Cape campaigns.

The annual campaign runs during the month of October and coincides with National Breast Cancer Awareness Month. Members of the Southeast volleyball team secure pledges per dig that are tallied through October home matches at Houck Field House. The money raised is then allocated to Saint Francis Medical Center for the campaign's purpose of educating women in the Southeast Missouri area about breast cancer awareness, providing early detection opportunities and improving prevention efforts. The Redhawks produced 266 digs in four home matches in October 2013. In 2012, they had a record 487 digs in seven October home matches that season.

The Dig for Life campaign was started in 2000 by former volleyball head coach and former Senior Associate Director of Athletics and Senior Woman Administrator Cindy Gannon and sponsored by Saint Francis Medical Center to help educate women about breast cancer.



DIG FOR

The campaign also raises money to provide mammograms for women. Dig for Life has been able to provide mammograms to area women who could not receive this screening due to lack of adequate health insurance, high deductibles, unemployment or inability to pay. Since its inception in 2000, the program has funded over 2,000 free mammograms to area women.

The university's Athletics department continues to embrace the Dig for Life campaign as other sports have joined the volleyball team's efforts during their respective seasons, including gymnastics, women's soccer, women's basketball, softball and baseball. Each season, these teams honor area breast cancer survivors to raise awareness of breast cancer and support the Dig For Life campaign.

"I am so thankful to Saint Francis Medical Center and the Southeast volleyball team for all their efforts in the Dig for Life campaign," said Gannon. "This program began in memory of my mother and thanks to the hard work and generosity of so many people, her memory lives on and we are potentially saving the lives of many women. I feel very fortunate to be associated with such wonderful and caring individuals."





LIFE

Since its inception in 2000, the Dig for Life campaign has raised money for area women to receive mammogram testing who could otherwise not afford them.





REDHAWKS™



**RECORDS AND
HISTORY**



TEAM

/ TEAM SEASON RECORDS

Wins.....	28 (1993, '96, '99)	Service Aces.....	319 (1993)
Winning Pct.824 (1999)	Service Errors.....	462 (1993)
OVC Wins.....	18 (1996)	Reception Errors.....	385 (1996)
OVC Winning Pct.	1.000 (1996, '00)	Digs.....	2,506 (1994)
Matches Played.....	41 (1994)	Block Solo.....	136 (2013)
Sets Played.....	159 (1994)	Block Assists.....	438 (1993)
Kills.....	2,117 (1996)	Total Blocks.....	343.5 (1996)
Kills per Set.....	17.21 (1996)	Blocks per Set.....	2.51 (1996)
Errors.....	906 (1994)	Blocking Errors.....	171 (1991)
Total Attacks.....	5,663 (1994)	Ball Handling Errors.....	110 (1991)
Hitting Pct.292 (1999)	Longest Win Streak.....	21 (1999)
Assists.....	1,879 (1994)	Longest Losing Streak.....	15 (2016)

/ TEAM MATCH RECORDS

Kills.....	96 at Murray State 10/15/99	Longest Match.....	2:41
Total Attacks.....	277 vs. EIU 9/30/97		vs. Stephen F. Austin 9/1/00
Hitting Pct.568 vs. TSU 10/21/94	Largest Home Attendance.....	1,206
Assists.....	88 vs. Murray State 10/15/99		vs. SIU 9/21/14
Service Aces.....	17 vs. TTU 9/24/94	Largest Away Attendance.....	1,789
Digs.....	153 vs. EIU 9/30/97		at Stanford (NCAA Tourney) 12/4/98
Block Solo.....	11 at UTM 10/9/91		
Total Blocks.....	19 vs. Morehead 11/18/95		

/ INDIVIDUAL MATCH RECORDS

Kills.....	36 by Krista Haukap vs. North Carolina (NCAA Tourney), 11/30/00
Total Attacks	83 by Krista Haukap at Murray State, 10/15/99
Hitting Pct.....	1.000 by Jackie Dewort vs. Tennessee State, 10/10/98
Assists.....	82 by Tuba Meto at Murray State, 11/5/96
Service Aces.....	8 by Ceylan Tokcan vs. Arkansas-Little Rock, 11/11/94
Digs.....	43 by Kelly Benecka at Tennessee State, 10/2/10
Block Solo.....	7 by Erin Willrich at Tennessee Tech, 11/2/96
Block Assists.....	11 by Angie Aschoff vs. Loyola Marymount, 12/2/99
Total Blocks.....	12 by Taylor Masterson vs. Saint Louis, 10/16/13
	by Emily Coon at Murray State, 11/12/12
	by Angie Aschoff vs. Loyola Marymount, 12/2/99
	by Erin Willrich vs. Morehead, 11/18/95/ vs. Valparaiso, 11/29/96

RECORDS

/ 25-POINT RALLY

YEAR	SP	K	E	TA	PCT	A	SA	SE	RE	DIG	BS	BA	TB	BE	BHE	PTS
2008	98	1253	497	3739	.202	1164	98	95	106	1702	56	208	160	60	27	1511
2009	115	1434	601	4665	.179	1346	116	148	115	2219	20	317	178.5	55	45	1728.5
2010	112	1228	686	4447	.122	1142	95	121	123	2086	32	299	181.5	44	27	1504.5
2011	132	1588	709	3917	.224	389	127	142	177	2157	62	361	242.5	39	44	1957.5
2012	134	1682	646	5214	.199	1572	158	142	145	2392	85	423	296.5	49	27	2136.5
2013	132	1476	584	4747	.188	1379	149	166	160	2107	136	360	316	62	50	1941
2014	116	1370	565	4044	.199	1275	118	177	183	1734	102	310	257	44	45	1745
2015	115	1355	549	4162	.194	1264	134	136	174	1841	68	321	228.5	33	55	1717.5
2016	114	1414	694	4348	.166	1319	126	137	151	1921	91	188	185	34	51	1725
2017	118	1363	581	3930	.199	1268	146	147	173	1708	62	415	269.5	47	68	1778.5
TOTALS	1186	12733	6112	39779	.166	11875	1267	1411	1507	17925	714	3202	2315	467	439	17745

/ 30-POINT RALLY

YEAR	G	K	E	TA	PCT	A	SA	SE	RE	DIG	BS	BA	TB	BE	BHE
2000	108	1855	664	4502	.265	1643	180	232	126	1821	47	275	184.5	54	70
2001	74	1109	472	2996	.213	976	131	164	129	1098	32	224	144	33	35
2002	113	1832	697	4909	.231	1666	193	212	177	2064	63	325	225.5	30	51
2003	108	1583	669	4573	.200	1389	178	191	163	1791	56	296	204	55	48
2004	103	1410	692	4493	.160	1271	159	169	142	1882	56	295	203.5	51	65
2005	122	1759	747	5163	.196	1593	182	255	1160	2194	51	339	220.5	63	70
2006	122	1828	856	5405	.180	1662	145	216	183	2360	65	355	242.5	60	58
2007	128	1927	820	5527	.200	1753	168	198	190	2336	53	418	262	77	64
TOTALS	878	13303	5617	37568	.205	11953	1336	1637	2270	15546	423	2527	1686.5	423	461

#LETSSOAR





25 POINT

/ SINGLE-SEASON RECORDS / 2008-PRES.

KILLS

1.	484	Krissa Gearing.....	2016
2.	422	Colleen Yarber.....	2012
3.	398	Colleen Yarber.....	2013
4.	346	Emily Hughes.....	2009
5.	342	Krissa Gearing.....	2017
6.	329	Emily Coon.....	2013
7.	328	Brittney Kalinoski.....	2011
8.	324	Emily Coon.....	2012
9.	314	Andrea Baylin.....	2014
10.	313	Claire Keaton.....	2008

ASSISTS

1.	1345	Julie Shives.....	2012
2.	1189	Julie Shives.....	2011
3.	1125	Julie Shives.....	2013
4.	942	Julie Shives.....	2010
5.	927	Katarina Rotta.....	2014
6.	785	Sarah Barth.....	2008
7.	696	Katarina Rotta.....	2016
	696	Katarina Rotta.....	2015
9.	581	Sarah Barth.....	2009
10.	578	Allie Henkelman.....	2017

ATTACK ATTEMPTS

1.	1472	Colleen Yarber.....	2013
2.	1440	Krissa Gearing.....	2016
3.	1414	Colleen Yarber.....	2012
4.	1157	Brittney Kalinoski.....	2012
5.	1108	Andrea Baylin.....	2014
6.	1077	Andrea Baylin.....	2013
7.	1057	Claire Keaton.....	2010
8.	1048	Krissa Gearing.....	2017
9.	1019	Brittney Kalinoski.....	2011
10.	956	Krissa Gearing.....	2015

HITTING PERCENTAGE

(MIN. 100 ATTEMPTS)

1.	.370	Nzingha Clarke (532).....	2017
2.	.351	Taylor Masterson (615).....	2014
3.	.324	Julie Shives (380).....	2011
4.	.323	Nzingha Clarke (688).....	2015
5.	.313	Emily Coon (769).....	2013
6.	.301	Emily Coon (652).....	2011
7.	.296	Julie Shives (179).....	2013
8.	.294	Nzingha Clarke (684).....	2016
	.294	Kelsey Keeves (487).....	2014
10.	.281	Taylor Masterson (544).....	2012

DIGS

1.	625	Berkley Idel.....	2012
2.	599	Molly Davis.....	2009
3.	583	Kelly Benacka.....	2010
4.	581	Berkley Idel.....	2013
5.	525	Jade Mortimer.....	2016
6.	447	Molly Davis.....	2008
7.	445	Jade Mortimer.....	2015
8.	410	Andrea Baylin.....	2013
9.	399	Colleen Yarber.....	2012
10.	391	Julie Shives.....	2011

SERVICE ACES

1.	36	Ally Dion.....	2017
2.	34	Jade Mortimer.....	2013
3.	31	Colleen Yarber.....	2012
4.	30	Colleen Yarber.....	2013
5.	29	Berkley Idel.....	2012
6.	27	Andrea Baylin.....	2013
	27	Berkley Idel.....	2013
7.	25	Krissa Gearing.....	2014
8.	24	Julie Shives.....	2010
	24	Julie Shives.....	2012
	24	Marie Less.....	2015
	24	Jade Mortimer.....	2016
	24	Krissa Gearing.....	2017

BLOCKS SOLO

1.	49	Taylor Masterson.....	2013
2.	48	Taylor Masterson.....	2014
3.	38	Nzingha Clarke.....	2016
4.	36	Emily Coon.....	2012
5.	35	Emily Coon.....	2013
6.	34	Emily Coon.....	2011
7.	31	Nzingha Clarke.....	2014
8.	30	Nzingha Clarke.....	2017
9.	27	Taylor Masterson.....	2012
10.	26	Nzingha Clarke.....	2015

BLOCK ASSISTS

1.	115	Nzingha Clarke.....	2017
2.	114	Emily Coon.....	2012
3.	107	Emily Coon.....	2011
4.	95	Taylor Masterson.....	2012
	95	Nzingha Clarke.....	2015
6.	90	Kelsey Keeve.....	2012
7.	90	Taylor Masterson.....	2013
8.	83	Emily Coon.....	2013
9.	80	Nzingha Clarke.....	2014
10.	78	Emily Maher.....	2009

TOTAL BLOCKS

1.	150	Emily Coon.....	2012
2.	145	Nzingha Clarke.....	2017
3.	141	Emily Coon.....	2011
4.	139	Taylor Masterson.....	2013
5.	122	Taylor Masterson.....	2012
6.	118	Emily Coon.....	2013
7.	118	Taylor Masterson.....	2014
8.	121	Nzingha Clarke.....	2015
9.	111	Nzingha Clarke.....	2014
10.	96	Kelsey Keeve.....	2012

RALLY SCORING

/ CAREER RECORDS / 2008-PRESENT

KILLS

1.	1309	Krissa Gearing.....	2014-17
2.	1109	Emily Coon.....	2010-13
3.	1043	Colleen Yarber.....	2010-13
4.	987	Karleigh Delong.....	2006-09*
5.	.969	Claire Keaton.....	2007-10*
6.	966	Nzingha Clarke.....	2014-17
7.	796	Taylor Masterson.....	2012-15
8.	792	Emily Hughes.....	2007-10*
9.	721	Andrea Baylin.....	2013-14
10.	713	Brittney Kalinoski.....	2009-12

ASSISTS

1.	3530	Julie Shives.....	2010-13
2.	2846	Sarah Barth.....	2006-09*
3.	2430	Katarina Rotta.....	2013-16
4.	1059	Keegan Fornoff	2015-Pres.
5.	730	Allie Henkelman.....	2014, 17
6.	595	Kelly Benacka.....	2008-10
7.	553	Alyssa Ashton.....	2005-08*
8.	354	Rachel Poole.....	2016
9.	222	Karleigh Delong.....	2006-09*
10.	206	Jade Mortimer.....	2013-16

ATTACK ATTEMPTS

1.	4095	Krissa Gearing.....	2014-17
2.	3663	Colleen Yarber.....	2010-13
3.	3127	Claire Keaton.....	2007-10*
4.	3104	Karleigh Delong.....	2006-09*
5.	2649	Emily Coon.....	2010-13
6.	2509	Brittney Kalinoski.....	2009-12
7.	2235	Nzingha Clarke.....	2014-17
8.	2208	Emily Hughes.....	2007-10*
9.	2185	Andrea Baylin.....	2013-14
10.	2135	Karlee Lursen.....	2009-12

HITTING PERCENTAGE

(MIN. 400 ATTEMPTS)

1.	.315	Nzingha Clarke (2235).....	2014-17
2.	.277	Emily Coon (2649).....	2010-13
	.277	Taylor Masterson (1978).....	2012-15
4.	.258	Julie Shives (1219).....	2010-13
5.	.242	Haley Bilbruck (443) ...	2017-Pres.
6.	.239	Emily Hughes (2208).....	2007-10*
	.239	Madalyn Werths (1264).....	2013-15
8.	.225	Kelsey Keeves (1744).....	2011-14
9.	.211	Jessica McElderry (431).....	2014-17
10.	.206	Karleigh Delong (3104).....	2006-09*

DIGS

1.	2223	Molly Davis.....	2006-09*
2.	1534	Berkley Idel.....	2010-13
3.	1509	Jade Mortimer.....	2013-16
4.	1358	Julie Shives.....	2010-13
5.	1207	Krissa Gearing.....	2014-17
6.	1119	Andrea Baylin.....	2010-14
7.	982	Colleen Yarber.....	2010-13
8.	951	Claire Keaton.....	2007-10*
9.	830	Kelly Benacka.....	2008-10
10.	823	Karleigh Delong.....	2006-09*

SERVICE ACES

1.	93	Jade Mortimer.....	2013-16
2.	87	Julie Shives.....	2010-13
3.	86	Krissa Gearing.....	2014-17
4.	78	Berkley Idel.....	2010-13
5.	75	Molly Davis.....	2006-09*
6.	75	Karleigh Delong.....	2006-09*
7.	71	Andrea Baylin.....	2010-14
8.	61	Colleen Yarber.....	2010-13
9.	60	Katarina Rotta.....	2013-16
10.	58	Kelly Benacka.....	2008-10

BLOCKS SOLO

1.	125	Taylor Masterson.....	2012-15
	125	Nzingha Clarke.....	2014-17
3.	117	Emily Coon.....	2010-13
4.	75	Holly Reynolds.....	2010-11
5.	69	Alyssa Ashton.....	2005-08*
6.	33	Jessica McElderry.....	2014-17
	33	Kelsey Keeves.....	2011-14
8.	31	Krista Berns	2016-Pres.
9.	29	Emily Hughes.....	2008-10
10.	26	Andrea Baylin.....	2010-14

BLOCKS ASSISTS

1.	372	Emily Coon.....	2010-13
2.	336	Nzingha Clarke.....	2014-17
3.	287	Taylor Masterson.....	2012-15
4.	245	Kelsey Keeves.....	2011-14
5.	230	Emily Hughes.....	2008-10
6.	170	Karleigh Delong.....	2006-09*
7.	137	Paige Dossey.....	2008-11
8.	122	Krista Berns	2016-Pres.
9.	122	Claire Keaton.....	2007-10*
10.	115	Julie Shives.....	2010-13

TOTAL BLOCKS

1.	489	Emily Coon.....	2010-13
2.	461	Nzingha Clarke.....	2014-17
3.	412	Taylor Masterson.....	2012-15
4.	278	Kelsey Keeves.....	2011-14
5.	259	Emily Hughes.....	2008-10
6.	191	Karleigh Delong.....	2006-09*
7.	153	Krista Berns	2016-Pres.
8.	149	Paige Dossey.....	2008-11
9.	141	Claire Keaton.....	2007-10
10.	129	Krissa Gearing.....	2014-17

#LETSSOAR

*-Some years were played in the 30-point Rally Scoring



GOSOUTHEAST.COM



30 POINT

/ SINGLE-SEASON RECORDS / 2000-2007

KILLS

581	Krista Haukap.....	2000
565	Lea Beckemeyer.....	2000
549	Jessica Koeper.....	2006
493	Jessica Koeper.....	2005
483	Sarah Frost.....	2003
474	Bobbi Carlile.....	2002
433	Karleigh Delong.....	2007
418	Aubrey Dondlinger.....	2007
413	Sarah Frost.....	2006
408	Jessica Koeper.....	2004

ASSISTS

1453	Emily Scannell.....	2000
1451	Emily Scannell.....	2002
1317	Jamie Baumstark.....	2005
1197	Sarah Barth.....	2007
1162	Emily Scannell.....	2003
1104	Jamie Baumstark.....	2004
1022	Jamie Baumstark.....	2006
845	Emily Scannell.....	2001
288	Alyssa Ashton.....	2007
283	Sarah Barth.....	2006

ATTACK ATTEMPTS

1566	Jessica Koeper.....	2006
1382	Jessica Koeper.....	2004
1346	Sarah Frost.....	2003
1321	Krista Haukap.....	2000
1301	Karleigh Delong.....	2006
1293	Lea Beckemeyer.....	2000
1284	Bobbi Carlile.....	2002
1253	Suzanne Gundlach.....	2002
1230	Jessica Koeper.....	2005
1189	Aubrey Dondlinger.....	2007

HITTING PERCENTAGE

MIN. 300 ATTEMPTS

.321	Jessica Wilfong (368).....	2002
.314	Krista Haukap (1321).....	2000
.300	Jessica Hout (550).....	2001
.292	Lea Beckemeyer (1293).....	2000
.272	Rachelle Knapp (674).....	2000
.268	Jessica Hout (474).....	2002
.267	Emily Johnson (911).....	2002
.239	Bobbi Carlile (1284).....	2002
.239	Emily Johnson (507).....	2001
.238	Emily Wahlman (374).....	2002

DIGS

637	Molly Davis.....	2007
616	Lauren Scannell.....	2005
540	Molly Davis.....	2006
506	Lauren Scannell.....	2004
486	Suzanne Gundlach.....	2001
469	Jessica Koeper.....	2006
422	Jessica Koeper.....	2005
420	Jill Miller.....	2005
400	Suzanne Gundlach.....	2002
399	Emily Johnson.....	2002

SERVICE ACES

64	Jamie Baumstark.....	2005
59	Jamie Baumstark.....	2004
51	Jill Miller.....	2002
51	Emily Scannell.....	2003
44	Emily Scannell.....	2002
40	Jamie Baumstark.....	2003
39	Emily Scannell.....	2000
36	Lea Beckemeyer.....	2000
36	Emily Scannell.....	2001
34	Jamie Baumstark.....	2006

BLOCKS SOLO

25	Brenna Schlader.....	2006
23	Jessica Hout.....	2002
22	Emily Wahlman.....	2002
21	Sarah Frost.....	2003
20	Rachelle Knapp.....	2000
20	Brenna Schlader.....	2005
17	Brenna Schlader.....	2004
16	Brenna Schlader.....	2007
16	Hannah Weis.....	2006
16	Jessica Wilfong.....	2004

BLOCK ASSISTS

106	Brenna Schlader.....	2007
103	Brenna Schlader.....	2005
95	Sarah Frost.....	2003
91	Brittany Hastings.....	2007
88	Brenna Schlader.....	2006
85	Hannah Weis.....	2006
79	Jessica Hout.....	2002
76	Emily Wahlman.....	2002
73	Karleigh Delong.....	2007
66	Jamie Baumstark.....	2004

TOTAL BLOCKS

123	Brenna Schlader.....	2005
122	Brenna Schlader.....	2007
116	Sarah Frost.....	2003
113	Brenna Schlader.....	2006
102	Jessica Hout.....	2002
101	Hannah Weis.....	2006
98	Emily Wahlman.....	2002
98	Emily Wahlman.....	2002
86	Karleigh Delong.....	2007
82	RachelleKnapp.....	2000

RALLY SCORING

/ CAREER RECORDS / 2000-2007

KILLS

1.	1561	Jessica Koeper.....	2003-06
2.	1093	Sarah Frost.....	2000-03
3.	976	Brenna Schlader.....	2004-07
4.	931	Brittany Hastings.....	2004-07
5.	809	Bobbi Carlile.....	2000-02
6.	717	Emily Johnson.....	2000-02
7.	714	Jill Miller.....	2002-05
8.	685	Jamie Baumstark.....	2003-06
9.	581	Krista Haukap.....	2000
10.	565	Lea Beckmeyer.....	2000

ASSISTS

1.	5313	Emily Scannell.....	2000-03
2.	3493	Jamie Baumstark.....	2003-06
3.	2846	Sarah Barth.....	2006-07
4.	595	Kelly Benacka.....	2008-10
5.	553	Alyssa Ashton.....	2005-07
6.	222	Karleigh Delong.....	2006-07
7.	185	Molly Davis.....	2006-09
8.	163	Emily Johnson.....	2000-02
9.	154	Jill Miller.....	2002-05
10.	150	Jessica Koeper.....	2004-06

ATTACK ATTEMPTS

1.	4560	Jessica Koeper.....	2003-06
2.	3127	Claire Keaton.....	2007-10
3.	3104	Karleigh Delong.....	2006-09
4.	3088	Sarah Frost.....	2000-03
5.	2882	Brittany Hastings.....	2004-07
6.	2519	Brenna Schlader.....	2004-07
7.	2323	Jill Miller.....	2002-05
8.	2208	Emily Hughes.....	2007-10
9.	2184	Bobbi Carlile.....	2000-02
10.	1906	Jamie Baumstark.....	2003-06

HITTING PERCENTAGE

(MIN. 600 ATTEMPTS)

1.	.314	Krista Haukap (1321).....	2000
2.	.292	Lea Beckmeyer (1293).....	2000
3.	.285	Jessica Houpt (1024).....	2001-02
4.	.272	Rachelle Knapp (674).....	2000
5.	.261	Emily Johnson (1716).....	2000-02
6.	.234	Emily Wahlman (687).....	2000-02
7.	.231	Bobbi Carlile (2184).....	2000-02
8.	.219	Jessica Wilfong (950).....	2003-04
9.	.216	Jessica Koeper (4178).....	2004-06
10.	.214	Claire Keaton (734).....	2007

DIGS

1.	2223	Molly Davis.....	2006-09
2.	1451	Jill Miller.....	2002-05
3.	1327	Suzanne Gundlach.....	2000-02
4.	1256	Jessica Koeper.....	2004-06
5.	1122	Lauren Scannell.....	2004-05
6.	997	Emily Scannell.....	2000-03
7.	951	Claire Keaton.....	2007-10
8.	920	Jamie Baumstark.....	2003-06
9.	830	Kelly Benacka.....	2007-10
10.	823	Karleigh Delong.....	2006-09

SERVICE ACES

1.	197	Jamie Baumstark.....	2003-06
2.	172	Emily Scannell.....	2000-03
3.	119	Jill Miller.....	2002-05
4.	93	Claire Keaton.....	2007-10
5.	84	Lauren Scannell.....	2004-05
6.	75	Molly Davis.....	2006-09
7.	75	Karleigh Delong.....	2006-09
8.	58	Kelly Benacka.....	2008-10
9.	55	Bobbi Carlile.....	2000-02
10.	53	Sarah Frost.....	2000-03

BLOCKS SOLO

1.	78	Brenna Schlader.....	2004-07
2.	35	Emily Wahlman.....	2000-02
3.	31	Sarah Frost.....	2000-03
4.	29	Jessica Houpt.....	2001-02
5.	29	Emily Hughes.....	2007-10
6.	25	Jessica Wilfong.....	2003-04
7.	22	Jamie Baumstark.....	2003-06
8.	21	Karleigh Delong.....	2006-09
9.	20	Rachelle Knapp.....	2000
10.	19	Claire Keaton.....	2007-10

BLOCKS ASSISTS

1.	360	Brenna Schlader.....	2004-07
2.	230	Emily Hughes.....	2007-10
3.	214	Jamie Baumstark.....	2003-06
4.	178	Brittany Hastings.....	2004-07
5.	171	Sarah Frost.....	2000-03
6.	170	Karleigh Delong.....	2006-09
7.	152	Emily Wahlman.....	2000-02
8.	146	Emily Johnson.....	2000-02
9.	130	Jessica Houpt.....	2001-02
10.	122	Claire Keaton.....	2007-10

TOTAL BLOCKS

1.	438	Brenna Schlader.....	2004-07
2.	259	Emily Hughes.....	2007-10
3.	236	Jamie Baumstark.....	2003-06
4.	202	Sarah Frost.....	2000-03
5.	191	Karleigh Delong.....	2006-09
6.	187	Emily Wahlman.....	2000-02
7.	163	Emily Johnson.....	2000-02
8.	159	Jessica Houpt.....	2001-02
9.	141	Claire Keaton.....	2007-10
10.	138	Jessica Wilfong.....	2003-04

Records only include 2000-2007 season. Any career records prior are not included at this time.



#LETSSOAR

GOSOUTHEAST.COM



COACHING

Year	Coach	Record	Pct.	Conf.	Pct.	Finish
1974	Marjorie Parker	7-3	.700	N/A	N/A	N/A
1975	Marjorie Parker	15-7	.682	N/A	N/A	N/A
1976	Donna Enlow	6-21	.222	N/A	N/A	N/A
1977	Donna Enlow	10-24	.294	N/A	N/A	N/A
1978	Kris Burns	8-27	.229	N/A	N/A	N/A
1979	Kris Burns	4-24	.059	N/A	N/A	N/A
1980	Kerri Harris	13-18-1	.406	N/A	N/A	N/A
1981	Kerri Harris	29-15-1	.644	N/A	N/A	N/A
1982	Lana Flynn (Richmond)	18-14-3	.537	1-9	.100	Sixth
1983	Lana Flynn (Richmond)	22-18-1	.537	10-5	.667	Third
1984	Lana Flynn (Richmond)	40-11	.784	9-3	.750	Third
1985	Lana Flynn (Richmond)	26-13	.667	4-3	.571	Fourth
1986	Lana Flynn (Richmond)	37-9	.804	5-2	.714	Third
1987	Lana Flynn (Richmond)	27-12	.692	4-4	.500	Fourth
1988	Lana Flynn (Richmond)	33-14	.702	7-3	.700	Third
1989	Cindy Gannon	31-21	.596	7-2	.778	Third
1990	Cindy Gannon	31-12	.721	9-2	.818	Third
1991	Cindy Gannon	20-17	.571	12-1	.923	First-tie
1992	Cindy Gannon	19-18	.514	11-5	.688	Third
1993	Cindy Gannon	28-11	.718	15-1	.938	First
1994	Cindy Gannon	27-14	.659	15-1	.938	First
1995	Cindy Gannon	24-12	.667	14-2	.875	First
1996	Cindy Gannon	28-8	.778	18-0	1.000	First
1997	Cindy Gannon	26-9	.743	15-3	.833	First
1998	Cindy Gannon	24-12	.667	13-5	.722	Third
1999	Cindy Gannon	28-6	.823	17-1	.944	First
2000	Cindy Gannon	23-9	.719	16-0	1.000	First
2001	Cindy Gannon	15-14	.517	10-6	.625	Fourth
2002	Cindy Gannon	20-12	.625	13-3	.825	Third
2003	Cindy Gannon	11-19	.367	10-6	.625	Third-tie
2004	Cindy Gannon	11-17	.393	9-7	.562	Fourth-tie
2005	Renata Nowacki (Heard)	16-16	.500	11-5	.687	Fifth
2006	Renata Nowacki (Heard)	16-18	.471	8-8	.500	Sixth
2007	Renata Nowacki (Heard)	20-12	.625	15-5	.750	First-tie
2008	Renata Nowacki (Heard)	13-14	.481	11-7	.611	Fifth
2009	Renata Nowacki (Heard)	13-17	.433	8-10	.444	Seventh
2010	Renata Nowacki (Heard)	7-22	.241	4-14	.222	Ninth
2011	Julie Yankus	14-19	.424	11-9	.550	Fourth
2012	Julie Yankus	21-13	.618	12-4	.750	Second
2013	Julie Yankus	17-16	.515	9-7	.562	Fourth
2014	Julie Yankus	11-20	.355	7-9	.438	Eighth
2015	Julie Yankus	10-20	.333	6-10	.375	Eighth
2016	Julie Yankus	7-23	.233	6-10	.375	Ninth
2017	Julie Yankus	11-20	.355	6-10	.375	Eighth
Overall Record		837-671-6	.555			
OVC Record				302-149	.670	
Division I Record (1991-present)		480-408	.541			
Joined OVC in 1991						

HISTORY



/ 16 YEARS OF COACHING EXCELLENCE

Cindy Gannon has been a part of the Southeast Missouri athletics staff for over 25 years, transitioning from a successful coaching career to Southeast's Senior Associate Athletic Director/Senior Woman's Administrator.

Before becoming Senior Associate Athletic Director, Gannon coached the Redhawks' volleyball program for 16 seasons, winning a program-record 366 matches, eight Ohio Valley Conference regular season titles, and five OVC Tournament Championships. Gannon garnered OVC Coach of the Year four times throughout her career (1993, '95, '96, '99). Gannon mentored five OVC Players of the Year and one Freshman of the Year. In all, 51 of Gannon's players earned All-OVC honors during her 16-year tenure.

Academically, Southeast Missouri earned seven American Volleyball Coaches Association (AVCA) Academic Honors under Gannon. Individually, Southeast featured two CoSIDA Academic All-Americans and three Academic All-District honorees.

Gannon moved to Southeast's administration in 2005 and has served as the Redhawks Director of Athletics on an interim basis in 2007-08 and 2011-12.

In 2018, Gannon retired from SEMO after serving as the sport administrator for the Southeast volleyball, soccer, softball, tennis, track, and gymnastics programs. She also oversaw event management and sports information and was responsible for the athletic department's equity and diversity programs and departmental policies and procedures.

During her time at Southeast, Gannon founded and served as director for the Annual Walk for Women's Athletics, an event that provides scholarship funds for the Redhawks Legacy program. The event was changed to the Cindy Gannon Walk for Women in 2017.





POSTSEASON HONORS

OVC Regular-Season Champions

1991
1993
1994
1995
1996
1997
1999
2000
2007

OVC Tournament Champions

1994
1996
1998
1999
2000

Coach of the Year

1993 Cindy Gannon
1995 Cindy Gannon
1996 Cindy Gannon
1999 Cindy Gannon
2007 Renata Nowacki

Player of the Year

1993 Pam Kirsch
1996 Tuba Meto
1997 Tuba Meto
1999 Amy Henken
2000 Krista Haukap

Freshman of the Year

2000 Emily Scannell

First-Team All-OVC

1991 Janet Bucheit
1992 Pam Kirsch
Sandy Seiler
1993 Tracie Gordon
Pam Kirsch
Ceylan Tokcan
1994 Ceylan Tokcan
1995 Leanne Huffman
Tuba Meto
1996 Tuba Meto
Theresa Sebacher
Erin Willrich
1997 Jackie Derwort
Tuba Meto
1998 Angie Aschoff
1999 Angie Aschoff
Krista Haukap
Amy Henken
2000 Lea Beckenmeyer
Krista Haukap
2002 Emily Johnson
Emily Scannell
2003 Emily Scannell
2005 Jessica Koeper
2006 Jessica Koeper
2007 Karleigh DeLong
2008 Aubrey Dondlinger
2009 Karleigh DeLong
2011 Emily Coon
2012 Emily Coon
Colleen Yarber
2013 Emily Coon
2014 Taylor Masterson
2015 Nzingha Clarke
2016 Krissa Gearing
2017 Nzingha Clarke
Krissa Gearing

*OVC stopped splitting teams in 2010 and continued the split in 2016.

Second-Team All-OVC

1991 Sandy Seiler
1992 Tracie Gordon
1994 Tracie Gordon
Ami Mitchell
1995 Theresa Sebacher
1996 Leanne Huffman
1997 Angie Aschoff
1998 Jackie Derwort
Krista Haukap
Amy Henken
1999 Lea Beckenmeyer
2000 Rachelle Knapp
2001 Jessica Houpt
Bobbi Carlile
Emily Scannell
2002 Bobbi Carlile
2003 Suzanne Gundlach
2004 Jessica Koeper
2005 Jamie Baumstark
2008 Claire Keaton
2016 Nzingha Clarke

Honorable Mention

1995 Susie Thompson

All-Freshman/ All-Newcomer Team

1991 Tracie Gordon
1992 Yvette Luyten
1994 Theresa Sebacher
1995 Cathy Pritchard
1996 Angie Aschoff
1997 Krista Haukap
1998 Amy Henken
1999 Emily Johnson
2000 Emily Scannell
2001 Jessica Houpt
2002 Jill Miller
2003 Jessica Wilfong
2007 Aubrey Dondlinger
2010 Emily Coon
2012 Taylor Masterson
2014 Nzingha Clarke

OVC PLAYER OF THE WEEK

1991

9/24 Sandy Seiler
10/22 Janet Bucheit
10/29 Janet Bucheit
11/5 Janet Bucheit
11/19 Nancy Scheller

1992

9/9 Pam Kirsch
9/22 Pam Kirsch
10/27 Pam Kirsch
11/3 Pam Kirsch
11/17 Pam Kirsch
Freshman
10/13 Yvette Luyten
11/3 Yvette Luyten
11/17 Yvette Luyten

1993

9/6 Pam Kirsch
9/20 Ceylan Tokcan
10/11 Pam Kirsch
10/25 Ceylan Tokcan
11/15 Pam Kirsch
Freshman
10/11 Ceylan Tokcan
11/1 Ceylan Tokcan
11/15 Ceylan Tokcan

1994

9/6 Ceylan Tokcan
10/3 Ceylan Tokcan
11/14 Ceylan Tokcan
Freshman
9/26 Tuba Meto

1995

10/2 Erin Willrich
11/6 Tuba Meto
11/14 Erin Willrich
Freshman
10/16 Cathy Prichard
10/30 Cathy Prichard

1996

10/7 Theresa Sebacher
10/14 Tuba Meto
11/11 Tuba Meto
Freshman
9/30 Angie Aschoff
10/21 Angie Aschoff

1997

Offensive
9/15 Tuba Meto
10/6 Tuba Meto
10/27 Jackie Derwort
Defensive
10/6 Jackie Derwort
11/17 Jackie Derwort
Freshman
9/15 Krista Haukap
9/22 Krista Haukap

1998

Offensive
9/21 Jackie Derwort
9/28 Angie Aschoff
10/12 Jackie Derwort
10/19 Angie Aschoff
Defensive
11/6 Jackie Dewort

1999

Offensive
9/13 Amy Henken
9/20 Krista Haukap
10/18 Amy Henken
10/25 Lea Beckemeyer
11/1 Angie Aschoff
Defensive
10/11 Kristen Campbell
10/18 Angie Aschoff
11/1 Krista Haukap
11/15 Angie Aschoff
Freshman
10/25 Emily Johnson

2000

Offensive
9/18 Lea Beckemeyer
10/9 Krista Haukap
10/16 Krista Haukap
Defensive
10/16 Lea Beckemeyer
10/23 Emily Johnson
Freshman
9/18 Emily Scannell

2001

Offensive
9/24 Bobbi Carlile

2002

9/9 Emily Scannell
10/14 Emily Johnson
10/21 Emily Scannell
11/11 Emily Johnson

2003

Offensive
10/27 Emily Scannell
Defensive
11/10 Jill Miller

2004

Defensive
11/15 Lauren Scannell

2005

Offensive
8/29 Jamie Baumstark
10/24 Jessica Koeper
11/7 Jamie Baumstark
Defensive
10/3 Lauren Scannell

2006

Offensive
9/11 Jessica Koeper
9/25 Jessica Koeper

2007

Offensive
10/1 Karleigh DeLong
2008
Offensive
9/15 Claire Keaton
10/27 Aubrey Dondlinger

Defensive

9/15 Molly Davis
Setter
9/15 Alyssa Aston
11/3 Sarah Barth
11/17 Sarah Barth

2009

Offensive
8/31 Emily Hughes
10/19 Emily Hughes
11/2 Karleigh DeLong
Defensive
9/14 Molly Davis
9/21 Molly Davis
9/28 Molly Davis
Setter
8/31 Sarah Barth
11/2 Sarah Barth

2009

Offensive
8/31 Emily Hughes

2010

Setter
8/30 Julie Shives

2012

Offensive
9/17 Taylor Masterson
Setter
9/3 Julie Shives

2013

Offensive
9/2 Emily Coon
11/11 Emily Coon
11/18 Colleen Yarber
Defensive
10/7 Andrea Baylin

2014

Setter
10/27 Katarina Rotta

2015

Defensive
9/7 Jade Mortimer
10/5 Jade Mortimer

2016

Offensive
10/17 Krissa Gearing
Defensive
11/7 Jade Mortimer
Setter
10/3 Katarina Rotta

#LETSSOAR



GOSOUTHEAST.COM



TOURNAMENT HISTORY

Record Year-by-Year

1991.....	1-1
1992.....	1-1
1993	2-1
1994 (Champions).....	3-0
1995.....	1-1
1996 (Champions).....	3-0
1997.....	1-1
1998 (Champions).....	3-0
1999 (Champions).....	2-0
2000 (Champions).....	2-0
2001.....	1-1
2002.....	2-1
2003.....	0-1
2004.....	0-1
2005.....	1-1
2006.....	2-1
2007.....	0-1
2008.....	0-1
2009.....	--
2010.....	--
2011.....	1-1
2012.....	1-1
2013.....	0-1
2014.....	0-1
2015.....	0-1
2016.....	--
2017.....	0-1

Record as Seed

(1998-pres.)

No. 1.....	4-0
No. 2.....	1-1
No. 3.....	5-3
No. 4.....	2-4
No. 5.....	1-2
No. 6.....	2-1
No. 7.....	N/A
No. 8.....	0-3

Record vs. Opponent

Austin Peay.....	4-5
Belmont.....	0-1
Eastern Illinois.....	3-1
Eastern Kentucky.....	2-1
Jacksonville State.....	1-1
Middle Tennessee.....	2-0
Morehead State.....	3-3
Murray State.....	3-4
Tennessee State.....	3-0
Tennessee Tech.....	2-1
UT Martin.....	4-2

Record by Location

(Since 1991)

Cape Girardeau, Mo.....	5-1
1997, 1999, 2000	
Charleston, Ill.....	4-1
1998, 2005	
Clarksville, Tenn.....	1-2
1992, 2017	
Cookeville, Tenn.....	1-2
1991, 2008	
Jacksonville, Ala.....	2-2
2006, 2007, 2009	
Martin, Tenn.....	3-2
2001, 2002	
Morehead, Ky.....	3-5
1995, 2003, 2010, 2011, 2012, 2013	
Murray, Ky.....	3-2
1996, 2014, 2015, 2016	
Murfreesboro, Tenn.....	3-0
1994	
Richmond, Ky.....	2-2
1993, 2004	

Italics indicates Southeast did not qualify that season.

All-Tournament Team

1991	Tracie Gordon
1992	Sandy Seiler
1993	Tracie Gordon
	Pam Kirsch
	Ceylan Tokan
1994	Tracie Gordon*
	Ceylan Tokan
1995	Theresa Sebacher
1996	Tuba Meto*
	Theresa Sebacher
	Susie Thompson
1997	Jackie Derwort
1998	Jackie Derwort*
	Amy Henken
	Krista Haukap
1999	Krista Haukap*
	Amy Henken
2000	Lea Beckemeyer*
	Krista Haukap
	Emily Scannell
2001	Emily Johnson
2002	Bobbi Carlile
	Emily Scannell
2006	Jamie Baumstark
	Jessica Koeper
2011	Emily Coon
2012	Colleen Yarber

* OVC Tournament MVP

ACADEMIC ACHIEVEMENT



CoSIDA Academic All-America

First Team

2009 - Molly Davis

Third Team

1993 - Pam Kirsch
2000 - Krista Haukap
2008 - Molly Davis
2011 - Paige Dosey

CoSIDA Academic All-District

First Team

1992 - Pam Kirsch
1993 - Pam Kirsch
2000 - Krista Haukap
2008 - Molly Davis
2009 - Molly Davis
2011 - Paige Dosey

Second Team

2010 - Paige Dosey



AVCA All-Region Team

1996

Tuba Meto
Theresa Sebacher

1997

Tuba Meto

1999

Angie Aschoff
Krista Haukap

2000

Lea Beckemeyer
Krista Haukap

2002

Emily Scannell

2007

Karleigh DeLong

AVCA Team Academic Award

1997-98
1998-99
1999-00
2001-02
2002-03
2003-04
2004-05
2007-08
2008-09
2009-10
2010-11
2011-12
2012-13
2013-14
2014-15
2015-16
2016-17
2017-18



OVC Athlete of the Year

1994 - Pam Kirsch

OVC Medal of Honor Recipients

1996-97	Mandy Edington
	Cathy Pritchard
1997-98	Mandy Edington
	Cathy Pritchard
1998-99	Jackie Derwort
	Mandy Edington
1999-00	Jackie Haines
2000-01	Suzanne Gundlach
2001-02	Emily Wahlman
2002-03	Emily Wahlman
2006-07	Molly Davis
2007-08	Molly Davis
2008-09	Alyssa Aston
	Molly Davis
	Paige Dossey
2009-10	Molly Davis
	Paige Dossey
2010-11	Paige Dossey
2011-12	Paige Dossey
	Samantha Lowman
	Meredith Stranges
2012-13	Meredith Stranges
2014-15	Andrea Baylin
	Jessica Lambert
	Katarina Rotta
	Meredith Stranges
2015-16	Jessica Lambert
	Haley Roberts
	Katarina Rotta
	Madalyn Werths
2016-17	Jessica Lambert
	Marie Less
	Jade Mortimer
2017-18	Marie Less

#LETSSOAR



SEMO HALL




PAM KIRSCH, 1990-93



Kirsch was the first Southeast student-athlete to be named Ohio Valley Conference Female Athlete of the Year. She was a GTE Academic All-American in 1993 and was First-Team All-OVC in both 1992 and 1993.

TUBA METO, 1994-97





The starting setter for Southeast from 1995-1997, Meto led the Redhawks to a record of 105-43 during the span including a 62-6 record in OVC play. Southeast won the OVC title in each of her four seasons and made two NCAA Tournament appearances. She was the OVC Player of the Year in 1996 and 1997 and continues to play professionally in Turkey. She holds a spot in seven different Top-10 categories, including assists, and digs. She holds the All-Time assists record in a match with 82.

KRISTA HAUKAP, 1997-2000



Krista Haukap was inducted into the Southeast Missouri State Hall of Fame in 2010 after a dominate career in the late 90's. She recorded 36 kills against North Carolina in the NCAA Tournament, which is a Redhawk record. She owns the top spot in kills and total attempts in a career with 2,070 and 4,921, respectively. Uncoincidentally, the Redhawks went undefeated in the OVC in 2000, and had the winningest season in school history during her tenure.

LEA BECKEMEYER, 1998-2000



Lea Nenninger (Beckemeyer) garnered second-team all-conference accolades in 1999 and claimed first-team all-conference and OVC Tournament MVP honors in 2000. She was also earned AVCA All-Region accolades as a senior. Beckemeyer finished her career ranked sixth all-time in kills (1,405) and seventh in attack attempts (3,452). She was named OVC Player of the Week on three occasions. Beckemeyer led Southeast's 2000 volleyball team to an OVC Tournament title and berth in the NCAA Tournament, the only team in program history to reach the second round of an NCAA Tournament. The 2000 volleyball team was inducted into the Southeast Athletics Hall of Fame in 2014.

OF FAME

1996 VOLLEYBALL TEAM



Front Row (L-R): Mandy Edgington, Nicole Gonzalez, Cathy Prichard, Tuba Meto, Susie Thompson, Tami Vaillancourt.
Back Row (L-R): Leanne Huffman, Donya Hill, Erin Willrich, Theresa Sebacher, Jackie Derwort, Angie Aschoff, .
Not Pictured: Head Coach Cindy Gannon, Assistant Coach Eunice Thomas, Manager Jo Adcock.

The 1996 volleyball team was the first to go undefeated in conference play in the program's history. The team went 28-8 overall and a perfect 18-0 en route to its fourth-straight OVC championship. Southeast head coach Cindy Gannon was named OVC Coach of the Year and setter Tuba Meto was the league's Player of the Year. Four others, including Leanne Huffman, Theresa Sebacher, Erin Willrich and Angie Ashoff earned All-OVC honors. Southeast hosted Valparaiso in the NCAA play-in game and secured its first NCAA Tournament berth with a 3-1 win. Southeast later ended its season with a 3-0 loss at USC in the first round of the tournament. Southeast set seven team records which still stand today. Susie Thompson, Huffman and Sebacher all finished their careers with over 1,000 kills, marking the first time in NCAA history that had been done.

2000 VOLLEYBALL TEAM



Front Row (L-R): Mandy Edgington, Nicole Gonzalez, Cathy Prichard, Tuba Meto, Susie Thompson, Tami Vaillancourt.
Back Row (L-R): Leanne Huffman, Donya Hill, Erin Willrich, Theresa Sebacher, Jackie Derwort, Angie Aschoff, .
Not Pictured: Head Coach Cindy Gannon, Assistant Coach Eunice Thomas, Manager Jo Adcock.

After going undefeated (16-0) in Ohio Valley Conference play, the 2000 Volleyball Team won the OVC Tournament Championship to earn a berth in the NCAA Tournament. The 2000 team is the only team in Southeast volleyball history to advance to the second round of the NCAA Tournament. Southeast defeated North Carolina in five sets in the first round, but fell at Florida in the second round. That season, Southeast earned multiple conference honors, including Player-of-the-Year (Krista Haukap), Rookie-of-the-Year (Emily Scannell), OVC Tournament MVP (Lea Beckmeyer), three All-Tournament Team selections, two First-Team All-OVC picks, one Second-Team All-OVC honoree and one All-Freshman/Newcomer team accolade. On Nov. 30, 2000 against North Carolina in the first round of the NCAA Tournament, Haukap had 36 kills in the match, a record that still stands today. She holds the record for career kills (2,070) and total attempts (4,921), while Beckmeyer is sixth in career kills (1,405) and total attacks (3,452).

#LETSSOAR



ALL TIME

	Air Force (1-0)			1981	Sept. 26		W, 3-1	Oct. 17		W, 3-0	1990	Nov. 2	N		W, 3-0	Carroll (0-1)			
2005	Sept. 2	H	W, 3-2	1982	Oct. 23		L, 1-3	1997	Oct. 14	H	W, 3-0								
							L, 2-3		Oct. 31	A	L, 0-3	Belmont (3-6)			1986		L, 1-3		
							W, 3-2	1998	Oct. 20	H	W, 3-0								
	Akron (0-1)			1983			W, 3-2		Nov. 6	A	L, 2-3	2005	Sept. 9	N	W, 3-1	Central Arkansas (1-1)			
1998	Sept. 5	N	L, 0-3				L, 1-3	1999	Sept. 24		L, 1-3	2009	Sept. 4	A	L, 0-3				
							L, 1-3		Oct. 26		W, 3-0	2012	Oct. 12		W, 3-2	1981	Sept. 26	W, 3-0	
				1984			W, 2-1		Nov. 20		W, 3-0		Nov. 16	N	L, 2-3	2009	Sept. 5	N	L, 0-3
	Alabama (1-1)			1985			W, 2-0	2000	Oct. 24	A	W, 3-1	2013	Oct. 17	A	L, 1-3				
1996	Sept. 6		W, 3-0				W, 2-0		Nov. 8	H	W, 3-0	2014	Oct. 25	H	L, 0-3	Central Florida (0-1)			
2014	Aug. 29	N	L, 1-3	1986			L, 0-3		Nov. 17	N	W, 3-0	2015	Oct. 24	A	L, 0-3				
							W, 3-0	2001	Sept. 18	H	W, 3-0	2016	Oct. 14	H	W, 3-2	1994	Nov. 26	N	L, 0-3
							W, 3-1		Oct. 23	A	L, 2-3	2017	Oct. 14	A	L, 0-3				
	Alabama A&M (0-1)			1987			W, 3-2	2002	Oct. 12	H	W, 3-1					Central Michigan (1-1)			
2011	Aug. 27	N	L, 1-3		A	W, 3-0		Nov. 7	A	W, 3-1		Benedictine (2-0-1)			1999	Sept. 18		W, 3-0	
				1988		H	W, 3-2		Nov. 21	N	W, 3-0					1999	Sept. 18		W, 3-0
	Alabama State (1-0)					A	L, 0-3	2003	Sept. 26	H	L, 1-3	1980			T, 1-1	2016	Sept. 10	N	L, 1-3
				1989		H	L, 1-3		Oct. 11	A	L, 0-3	1982			W, 2-0				
2014	Sept. 11	A	W, 3-0			A	L, 1-3	2004	Sept. 24	A	L, 2-3	1983			W, 2-0	Central Missouri State (1-23)			
				1990		H	L, 0-3		Oct. 9	H	W, 3-2								
				1990	Sept. 11	A	W, 3-2		Nov. 20	N	L, 1-3		Bethany Nazarene (1-0)			1977	Sept. 24		L, 0-2
					Oct. 25	H	L, 1-3	2005	Oct. 29	A	W, 3-1					1978	Oct. 27		L, 0-2
	Albany (0-1)			1991	Sept. 10	A	L, 1-3	2006	Oct. 28	H	W, 3-0	1981	Sept. 11	N	W, 2-0		Nov. 3		L, 1-2
2004	Sept. 4	N	L, 0-3		Nov. 19	H	L, 0-3	2007	Oct. 4	A	W, 3-2					1980			L, 1-2
				1993	Nov. 12	N	L, 0-3		Nov. 9	H	W, 3-0		Bethal (2-3)			1981	Sept. 12	N	W, 2-1
	Alcorn State (1-0)			1994	Sept. 10	A	L, 0-3	2008	Oct. 11	H	L, 0-3					1981	Oct. 9	A	L, 0-2
				1995	Sept. 2	N	L, 0-3		Nov. 14	A	L, 0-3	1980				1982			L, 0-2
2017	Aug. 25	N	W, 3-0	1997	Sept. 12	N	W, 3-2		Nov. 20	N	L, 0-3								L, 0-2
					Oct. 7	H	W, 3-2	2009	Sept. 25	H	L, 0-3	1981	Sept. 12	N	L, 0-2				L, 0-2
	Ambrose (0-1)			1998	Oct. 6	H	W, 3-1		Oct. 24	A	L, 0-3	1982			W, 2-0				L, 0-2
					Nov. 10	A	L, 1-3	2010	Oct. 1	A	L, 0-3	1983			W, 2-1	1983			L, 1-3
1981	Oct. 3	N	L, 0-2	1999	Sept. 1		L, 0-3		Nov. 6	H	L, 0-3								L, 1-2
				2002	Sept. 3	A	W, 3-1	2011	Oct. 7	A	W, 3-2		Bradley (5-3)			1984			L, 1-2
	Angelo State (0-1)			2003	Sept. 16	A	L, 0-3		Nov. 11	H	W, 3-1								L, 0-2
				2004	Sept. 7	H	L, 0-3	2012	Oct. 5		W, 3-1	1982				1985			L, 0-2
1983			L, 0-2	2005	Sept. 20	A	L, 1-3		Nov. 3		L, 2-3	1994	Oct. 8	N	L, 0-3				L, 2-3
					Oct. 18	H	W, 3-1	2013	Oct. 11	A	L, 1-3	1995	Sept. 1	N	W, 3-0	1986			L, 0-3
	Appalachian State (1-1)			2008	Sept. 12	N	W, 3-2		Nov. 9	H	W, 3-0	2002	Sept. 6	A	L, 0-3				L, 0-3
				2009	Aug. 28	N	W, 3-1		Nov. 21	N	L, 1-3	2005	Sept. 9	A	L, 1-3	1987		H	L, 0-3
1987		H	W, 2-0	2011	Sept. 13	A	L, 0-3	2014	Sept. 27	A	L, 1-3	2006	Sept. 20	H	W, 3-1	1988		N	L, 0-3
		H	L, 1-2	2012	Oct. 2		L, 2-3		Nov. 7	H	L, 0-3	2010	Aug. 28	A	W, 3-1			N	L, 1-3
				2015	Aug. 28	H	L, 0-3	2015	Sept. 26	H	W, 3-1	2015	Sept. 18	A	W, 3-2	1989		N	L, 0-3
	Arizona (0-1)								Nov. 6	A	L, 2-3					1990	Sept. 15	A	L, 2-3
2011	Sept. 10	A	L, 0-3		Austin Peay (35-30)			2016	Sept. 23	A	L, 0-3		Buffalo (1-0)				Oct. 19	A	L, 0-3
				1977	Oct. 3		W, 2-0		Oct. 29	H	L, 2-3								
	Arkansas (1-3)			1986			W, 2-0		Nov. 4	A	L, 0-3	2011	Sept. 3	N	W, 3-1	Chicago State (4-1)			
							W, 2-0		Nov. 16	N	L, 0-3					1977	Sept. 17		W, 3-0
1999	Oct. 27		W, 3-0	1991	Sept. 24	A	W, 3-2									1981	Oct. 17	N	W, 2-1
2002	Aug. 30	N	L, 1-3		Oct. 29	H	W, 3-0		Ball State (1-2)			1981	Oct. 2	N	W, 2-1	1990	Oct. 6	N	W, 3-0
2006	Sept. 2	A	L, 0-3		Nov. 23	N	L, 1-3					1992	Sept. 19	N	W, 3-0	2012	Aug. 25		W, 3-0
2015	Sept. 12	A	L, 0-3	1992	Sept. 12	N	L, 1-3	2000	Sept. 9		L, 0-3	1996	Sept. 6		L, 1-3	2017	Sept. 16	A	L, 2-3
					Oct. 6	A	L, 0-3	2004	Sept. 4	A	L, 0-3	1997	Aug. 29	N	L, 0-3				
	Arkansas-Pine Bluff (1-0)				Nov. 3	H	L, 1-3	2007	Aug. 25	A	W, 3-2	2005	Sept. 2	A	L, 0-3	Christian Brothers (4-0)			
				1993	Oct. 5	H	W, 3-1					2012	Sept. 14		L, 2-3				
2017	Sept. 1	H	W, 3-0		Nov. 2	A	W, 3-0	Bellarmine (5-0)								1981	Oct. 30	N	W, 2-0
				1994	Oct. 4	A	W, 3-0									1985			W, 2-1
	Arkansas State (19-25)				Nov. 1	H	W, 3-0	1982			W, 3-0		Cal. State Northridge (1-0)						W, 2-0
				1995	Oct. 3	H	W, 3-1	1984			W, 3-0					1986			W, 2-0
1978	Oct. 17		L, 0-2		Oct. 31	A	W, 3-0				W, 3-0	1995	Sept. 15	N	W, 3-0				
	Oct. 25		L, 0-3	1996	Oct. 1		W, 3-0	1988		N	W, 3-1								



SERIES RESULTS

1997	Cincinnati (0-1)			1999	East Carolina (2-0)			2011	Nov. 2 A L, 0-3 Sept. 16 A W, 3-0 Oct. 4 H W, 3-1			2017	Oct. 21 H 0-2			2000	(0-1) Sept. 8 L, 0-3			
	Sept. 6	N	L, 1-3		Sept. 10		W, 3-0		Sept. 21		W, 3-1		Eastern Michigan (0-1)				Florissant Valley CC (2-3)			
2014	The Citadel (2-0)			2012	Aug. 31 W, 3-0			2013	Oct. 27 L, 2-3 Sept. 27 H W, 3-2 Nov. 2 A L, 1-3			1991	Sept. 6 N L, 2-3 Sept. 15 N L, 0-3			1977	Oct. 7 L, 0-2 Oct. 22 L, 0-2			
	Sept. 11	N	W, 3-0		East Central CC (1-0)				Oct. 18 H W, 3-2	Eastern Washington (0-1)				1978	Oct. 9 L, 0-3					
2015	Sept. 5	N	W, 3-2	1977	Oct. 15 W, 2-1			2014	Oct. 31 A W, 3-2 Oct. 17 A L, 2-3 Oct. 30 H W, 3-2			1995	Sept. 17 A L, 0-3			1980	W, 2-0			
2009	Clemson (0-1)				East Montana (1-0)				Oct. 17 A L, 2-3	Elmhurst (1-0)				1981	Sept. 28 W, 3-0					
	Sept. 12	N	L, 0-3	1986	W, 2-0			2016	Sept. 30 H W, 3-0 Nov. 5 A W, 3-0			1984				2017	Fordham (1-0) Aug. 25 N L, 1-3			
Colorado (0-1)					East Tennessee State (2-1)				Oct. 6 A L, 0-3 Nov. 11 H W, 3-2											
2003	Aug. 29	N	L, 0-3	1991	Nov. 8 A L, 2-3			Eastern Kentucky (36-9)			Evansville (16-6)			1986	Fort Lewis (1-0)					
Colorado State (0-2)					Sept. 17 A W, 3-0 Sept. 13 N W, 3-0			Sept. 13 A W, 3-1 Oct. 19 A L, 2-3			L, 1-3 W, 2-0				W, 3-0					
1998	Sept. 26	N	L, 0-3	1997					1992	Oct. 2 A L, 1-3 Oct. 30 H W, 3-0			1985	W, 3-2 W, 3-1			2000	Fresno State (1-0) Sept. 23 W, 3-1		
1999	Sept. 4		L, 2-3		Eastern Illinois (32-20-1)					Oct. 2 H W, 3-1 Oct. 29 A W, 3-2				W, 3-0 W, 3-0				Gardner Webb (1-0)		
1984	Culver-Stockton (0-1)			1977	Sept. 10 L, 0-2 Sept. 17 L, 0-3				1993	Oct. 2 H W, 3-1 Oct. 29 A W, 3-2			1986	W, 3-0 W, 3-0			2015	Sept. 4 A W, 3-0		
			L, 1-2		Oct. 20 L, 0-2			1994		Oct. 1 A W, 3-1 Oct. 28 H W, 3-1				1987	H W, 3-1 A W, 3-2			George Washington (1-1)		
1981	Dalton (0-1)			1978	Oct. 16 A T, 1-1 Sept. 21 N L, 0-3				1995	Nov. 19 N W, 3-2 Oct. 7 H W, 3-1			1988		A W, 3-1 H W, 3-1			1997	Sept. 12 N W, 3-1	
	Oct. 3	N	L, 1-2		Nov. 11 H W, 3-2			Nov. 3 A W, 3-0 Oct. 4 W, 3-1			A L, 2-3 H W, 3-2			Sept. 5 L, 2-3						
1978	Dayton (0-2)			1996	Oct. 22 W, 3-0 Nov. 24 W, 3-1				1997	Nov. 16 W, 3-1 Sept. 27 H W, 3-0			1990	Oct. 5 A W, 3-1 Sept. 20 A L, 2-3			1999	Sept. 5 L, 2-3		
	Oct. 6		L, 0-2		Sept. 30 H W, 3-2			Nov. 14 A W, 3-0			Oct. 15 H W, 3-0									
1994	Sept. 9	N	L, 2-3	1998	Nov. 4 A W, 3-0 Nov. 22 H L, 1-3				1998	Sept. 13 A W, 3-0 Oct. 2 H W, 3-0			1992	Nov. 13 H W, 3-0 Oct. 14 H W, 3-0			1996	Georgia (0-1) Sept. 13 L, 1-3		
DePaul (0-4)					Sept. 22 H L, 0-3 Oct. 22 A L, 1-3			Oct. 1 W, 3-0 Oct. 30 W, 3-0			Oct. 9 H W, 3-1 Aug. 29 N L, 1-3									
1983			L, 0-2	1999	Nov. 21 N W, 3-0				2000	Oct. 7 H W, 3-0			2011	Sept. 9 A L, 2-3			2011	Georgia State (0-1) Aug. 26 N L, 0-3		
2001	Sept. 8	N	L, 0-3		Oct. 12 W, 3-1			Nov. 3 A W, 3-0			Sept. 8 W, 3-0									
2003	Sept. 13	N	L, 0-3	2000	Nov. 9 W, 3-0				2001	Sept. 21 H W, 3-2			2016	Sept. 5 A L, 2-3			2017	Sept. 2 H W, 3-2		
2015	Sept. 19	N	L, 2-3		Sept. 20 W, 3-0			Sept. 20 H W, 3-0			Sept. 2 H W, 3-2									
1993	Drake (3-3)			2001	Oct. 12 A W, 3-1 Oct. 10 H L, 1-3				2004	Oct. 26 A W, 3-0 Nov. 5 A L, 0-3			Ferris State (0-1)			2009	Sept. 12 A L, 1-3			
	Oct. 18	H	L, 2-3		Nov. 15 H W, 3-0			Nov. 19 N L, 0-3			Sept. 14 N L, 2-3									
2001	Sept. 8	N	W, 3-2	2003	Oct. 1 A L, 1-3 Oct. 30 H W, 3-0				2006	Sept. 29 A W, 3-0 Sept. 29 H W, 3-1			Florida (0-1)			1980	Graceland (1-1)			
2003	Sept. 12	A	W, 3-1		Oct. 1 H L, 1-3			Oct. 26 A W, 3-1			W, 3-1			L, 1-2						
2004	Oct. 31	H	W, 3-0	2004	Oct. 1 H L, 1-3 Oct. 27 A L, 1-3				2008	Oct. 19 H W, 3-2 Oct. 25 A W, 3-0			2000	Dec. 1 A L, 0-3			1982	W, 2-0		
2016	Sept. 16	N	L, 0-3		Oct. 5 A L, 2-3			Oct. 2 A L, 2-3			W, 3-1									
2017	Sept. 8	A	L, 0-3	2005	Nov. 2 H W, 3-0 Nov. 18 N W, 3-2				2009	Oct. 2 A L, 2-3 Nov. 8 H W, 3-1			Florida Atlantic (1-0)			1988	Grand Valley (1-0)			
1982	Drury (3-1)				Nov. 18 N W, 3-2			Nov. 8 H W, 3-1			N W, 3-1			N W, 3-1						
			W, 2-0	2006	Oct. 4 H W, 3-1 Nov. 1 A W, 3-1				2010	Sept. 24 H W, 3-2 Oct. 30 A W, 3-2			Florida Southern (0-4)			1989	N W, 3-1			
1987					Oct. 23 H W, 3-2			Oct. 14 H W, 3-1			Nov. 5 A W, 3-1			Greenville (1-0)						
		H	L, 0-2	2007	Oct. 2 A W, 3-0 Oct. 31 A W, 3-0				2012	Nov. 17 N W, 3-1 Oct. 20 L, 2-3			1987	H L, 1-3 N L, 0-3			1980	W, 2-0		
1988		H	W, 3-2		Oct. 16 H W, 3-0 Nov. 13 A L, 2-3			Oct. 24 A W, 3-2 Oct. 10 A L, 1-3			N L, 0-3 A L, 2-3			Harris Stowe (2-0)						
2016	Sept. 10	N	L, 2-3	2010	Oct. 22 H L, 0-3				2015	Oct. 9 H 3-1 Oct. 21 A 2-3			Florida State			1981	Oct. 20 W, 3-0 Nov. 6 W, 2-0			



**PROTECT™
THIS HOUSE.**

#LETSSOAR

1980	St. Marys of Plains (1-1)	W, 2-1 L, 0-2	2005	Oct. 30	H	W, 3-0	2012	Oct. 21	A	W, 3-1	UALR				2007	Oct. 27	H	W, 3-1
			2006	Oct. 28	A	L, 2-3	2013	Nov. 10		W, 3-1	(5-5)				2008	Nov. 20	N	W, 3-0
			2007	Oct. 27	H	L, 1-3	2014	Nov. 16	A	W, 3-1	1989		N	W, 3-1	1993	Sept. 28	H	W, 3-0
			2008	Nov. 17	N	W, 3-0	2015	Oct. 3	H	W, 3-0	1992	Sept. 12	N	W, 3-2	1994	Oct. 26	A	W, 3-0
			2009	Sept. 14	A	L, 2-3	2016	Oct. 3	A	L, 0-3	1993	Sept. 4	A	L, 2-3	1995	Sept. 27	A	W, 3-1
	St. Xavier (2-0)	W, 3-1 W, 2-0	2010	Oct. 18	H	W, 3-0	2017	Nov. 12	H	W, 3-0	1994	Nov. 11	H	W, 3-1	1996	Oct. 25	H	W, 3-0
			2011	Oct. 10	H	3-0	2018	Oct. 27	A	W, 3-0	1997	Nov. 9		L, 2-3	1998	Sept. 26	H	W, 3-2
			2012	Nov. 15	A	W, 3-1					1999	Aug. 27	N	L, 2-3	2000	Oct. 24	A	W, 3-0
			2013	Sept. 26	H	W, 3-2	Texas - San Antonio (1-1)				2001	Aug. 26	N	L, 1-3	2002	Nov. 17	N	W, 3-0
			2014	Oct. 23	A	W, 3-2	1995	Sept. 2	N	W, 3-0	2003	Sept. 8	N	W, 3-2	2004	Sept. 24		W, 3-2
Syracuse (1-0)	W, 3-1	2015	Oct. 2	A	L, 2-3	2007	Sept. 1	N	L, 1-3	2005	Aug. 27	A	L, 0-3	2006	Nov. 12		W, 3-0	
		2016	Nov. 5	H	L, 2-3					2007	Aug. 27	A	W, 3-2		Nov. 22		W, 3-0	
		2017	Oct. 8	A	L, 2-3									1998	Oct. 8	A	W, 3-0	
		2018	Nov. 12	H	L, 2-3	Texas Women's University (1-2)				UC Davis (1-0)				1999	Nov. 14	H	W, 3-0	
		2019	Oct. 13		W, 3-2	1985			L, 0-2	2012	Sept. 15		W, 3-0	2000	Sept. 28		W, 3-0	
Tabor College (2-0)	W, 2-0	2020	Oct. 19	A	W, 3-1									2001	Oct. 16		W, 3-1	
		2021	Oct. 24	H	W, 3-0									2002	Sept. 16		W, 3-0	
		2022	Oct. 23	A	W, 3-2									2003	Oct. 20	A	W, 3-0	
		2023	Oct. 2	A	W, 3-2									2004	Nov. 18	N	W, 3-0	
		2024	Oct. 15	H	W, 3-1	1987		H	W, 3-1	USC Upstate (0-2)					Sept. 29	A	L, 0-3	
Tampa (1-5)	L, 0-3 N L, 0-3 N	2025	Oct. 13	A	W, 3-0					2010	Aug. 27	N	L, 1-3	2005	Oct. 19	H	L, 1-3	
		Tennessee Tech (40-12)				Thomas Moore (1-0)				2015	Sept. 5	N	L, 1-3	2006	Sept. 27	A	L, 2-3	
		1988				1985			W, 2-0					2007	Oct. 19	H	W, 3-0	
														2008	Nov. 23	N	L, 0-3	
														2009	Oct. 24	H	W, 3-0	
Tarkio (1-0)	W, 2-0	1989	Sept. 21	N	W, 3-0	Towson (1-0)				1990	Oct. 6	N	W, 3-0	2010	Nov. 15	A	L, 1-3	
		1990	Sept. 27	H	W, 3-1	2013	Sept. 20	N	W, 3-1	1993	Sept. 4	N	W, 3-2	2011	Oct. 22	A	L, 0-3	
		1991	Oct. 26	A	W, 3-0					1994	Oct. 9	A	W, 3-1	2012	Nov. 13	H	W, 3-1	
		1992	Sept. 26	H	W, 3-0	Truman State Formerly Northeast Missouri State (13-10)				1995	Sept. 9	N	W, 3-0	2013	Sept. 23	A	W, 3-0	
		1993	Oct. 24	A	W, 3-0	1996	Sept. 27		W, 3-1	1997	Oct. 10	A	W, 3-0	2014	Oct. 15	H	W, 3-0	
Tennessee-Chattanooga (1-0)	W, 2-0	1994	Sept. 24	A	L, 0-3					2015	Oct. 23		L, 0-3	2015	Sept. 22	H	W, 3-0	
		1995	Oct. 22	H	W, 3-0	1977	Sept. 23		W, 2-0	2016	Oct. 18	H	W, 3-2	2016	Sept. 22	H	W, 3-0	
		1996	Sept. 24	H	W, 3-1	1978	Oct. 27		L, 0-2	2017	Oct. 23		L, 0-3	2017	Oct. 14	A	L, 1-3	
		1997	Oct. 22	A	W, 3-1		Nov. 3		L, 0-2	2018	Sept. 18	H	W, 3-2	2018	Sept. 22	H	W, 3-0	
		1998	Sept. 29	A	L, 1-3	1980			L, 1-2	2019	Sept. 17	A	L, 1-3	2019	Nov. 7	A	W, 3-2	
Tennessee State (41-7)	W, 2-0	2000	Oct. 28	H	W, 3-0	1981			L, 0-2	2020	Aug. 29	H	L, 0-3	2020	Sept. 23	H	W, 3-0	
		2001	Oct. 12		W, 3-0	1982	Sept. 22		W, 2-1	UT Arlington (0-1)				2021	Oct. 18	A	L, 2-3	
		2002	Nov. 2		W, 3-1	1983	Nov. 6		W, 2-0	2022		N	L, 0-3	2022	Sept. 22	A	W, 3-0	
		2003	Sept. 21	H	W, 3-1	1984			L, 0-2	2023	Oct. 31	A		2023	Oct. 31	H	W, 3-0	
		2004	Oct. 25	A	W, 3-1	1985			L, 1-2	2024			L, 0-3	2024	Oct. 14	A	L, 2-3	
Tennessee State (41-7)	W, 3-0	2005	Sept. 19	H	W, 3-0	1986			L, 1-2	UT Martin (59-20)				2025	Sept. 30	A	L, 1-3	
		2006	Nov. 1	A	L, 2-3	1987			L, 1-2	2026	Oct. 29		W, 3-1	2026	Oct. 29	H	W, 3-1	
		2007	Nov. 20	N	W, 3-0	1988			W, 2-0	2027		H	W, 2-0	2027	Sept. 25		W, 3-1	
		2008	Oct. 23		W, 3-0	1989			W, 2-1	2028			L, 1-2	2028	Nov. 6		W, 3-1	
		2009	Nov. 13		W, 3-1	1990			W, 3-0	2029	Oct. 31	A	W, 2-1	2029	Oct. 1	A	L, 2-3	
Tennessee State (41-7)	W, 3-0	2010	Sept. 29	A	W, 3-0	1991			L, 1-3	2030			W, 3-1	2030	Nov. 12	H	W, 3-0	
		2011	Oct. 29	H	W, 3-1	1992			W, 3-0	2031			W, 3-2	2031	Sept. 30	A	L, 2-3	
		2012	Oct. 12	A	W, 3-1	1993			W, 3-0	2032			W, 3-1	2032	Nov. 11	H	W, 3-0	
		2013	Oct. 11	H	W, 3-1	1994			L, 2-3	2033			W, 3-2	2033	Sept. 29	H	L, 0-3	
		2014	Nov. 9	A	W, 3-0	1995			W, 3-0	2034			L, 0-3	2034	Nov. 10	A	L, 0-3	
Tennessee State (41-7)	W, 3-0	2015	Sept. 27	H	W, 3-0	1996			W, 3-0	2035			W, 3-1	2035	Oct. 4	A	L, 2-3	
		2016	Oct. 11	A	W, 3-0	1997			W, 3-0	2036			W, 3-1	2036	Nov. 8	H	W, 3-0	
		2017	Sept. 25	A	L, 1-3	1998			W, 3-0	2037			W, 3-0	2037	Sept. 19	A	L, 1-3	
		2018	Oct. 8	H	W, 3-2	1999	Sept. 22	N	W, 3-0	2038			W, 3-0	2038	Oct. 24	H	W, 3-2	
		2019	Oct. 7	A	L, 2-3	2000			W, 3-0	2039			W, 3-1					
Tennessee State (41-7)	W, 3-0	2020	Nov. 5	H	W, 3-2	Tulsa (4-1)				2040			W, 3-0	Utah State (0-1)				
		2021	Oct. 6	H	W, 3-1	1986			W, 2-0	2041			W, 3-0	2002	Aug. 31	N	L, 1-3	
		2022	Nov. 4	A	L, 1-3	1987			L, 0-2	2042			W, 3-1					
		2023	Sept. 15	A	W, 3-2	1988			W, 3-2	2043			W, 3-2					
		2024	Oct. 19	H	W, 3-1	1989			W, 3-0	2044			W, 3-1					
Tennessee State (41-7)	W, 3-0	2025	Nov. 15	A	L, 1-3	1990			W, 3-2	2045			W, 3-2	UTEP (0-2)				
		2026	Sept. 27	A	L, 0-3	1991			W, 3-0	2046			W, 3-2	2000	Sept. 9		L, 1-3	
		2027	Nov. 7	H	W, 3-1	1992			W, 3-1	2047			W, 3-2	2001	Sept. 18	N	L, 2-3	
		2028	Sept. 18	A	W, 3-2	UAB (0-1)				2048			W, 3-0					
		2029	Oct. 10	H	L, 2-3	2016	Sept. 2	A	L, 0-3	2049			W, 3-0					
Tennessee State (41-7)	W, 3-0	2030	Oct. 8	H	L, 1-3					2050			W, 3-1	Valparaiso (3-5)				
		2031	Nov. 13	A	W, 3-2					2051			W, 3-0	1991	Oct. 5	N	L, 0-3	
		2032	Sept. 24	H	W, 3-1					2052			W, 3-2	1992	Sept. 3	A	W, 3-2	

	Oct. 8	N	L, 0-3	1991	Oct. 17	A	L, 0-3
1995	Sept. 9	N	L, 0-3		Nov. 2	N	L, 1-3
1996	Nov. 29		W, 3-1	1992	Nov. 13	H	W, 3-1
2004	Sept. 3	N	L, 0-3	2004	Sept. 11	A	L, 0-3
2012	Oct. 24		W, 3-1				
2016	Sept. 9	A	L, 0-3				
	Virginia Tech				Western Michigan		
	(1-0)			2012	(0-1)		
					Aug. 31		L, 0-3
1993	Sept. 18	N	W, 3-1		Wheaton		
					(1-0)		
	Washburn			1984			W, 2-0
	(4-0)						
1989		N	W, 3-2		Wichita State		
		N	W, 3-0		(0-4)		
1990	Sept. 21	N	W, 3-0	1977	Sept. 24		L, 1-2
	Washington State			1992	Oct. 10	A	L, 0-3
	(0-1)			1998	Sept. 25	N	L, 2-3
1995	Sept. 14	A	L, 0-3	2001	Aug. 31	N	L, 2-3
	Wayne State				William Woods		
	(1-0)				(6-1)		
1989		N	W, 3-0	1980		H	L, 0-2
	Weber State						W, 3-2
	(0-3)			1981	Sept. 22		W, 2-1
2005	Sept. 3	N	L, 0-3	1982			W, 2-0
2007	Sept. 1	N	L, 0-3	1983			W, 2-0
2016	Sept. 16	N	L, 1-3	1984			W, 2-0
	West Georgia College						W, 3-1
	(2-0)				Wisconsin		
1985			W, 2-0		(0-2-1)		
1988		N	W, 3-0	1982			T, 1-1
	West North Iowa						L, 0-2
	(0-1)				Wisconsin - Green Bay		
1981	Oct. 9	N	L, 0-2		(1-1)		
	West Virginia			1995	Sept. 8	N	W, 3-0
	(2-0)			2003	Sept. 5		L, 0-3
1994	Sept. 2	N	W, 3-2		Wisconsin - Madison		
1998	Oct. 17	N	W, 3-0		(0-2-1)		
	Western Carolina			1977	Nov. 5		L, 0-2
	(1-0)				Wisconsin - Milwaukee		
2006	Aug. 26	N	W, 3-0		(1-3)		
	Western Illinois			1978	Oct. 20		L, 0-2
	(6-2)			1994	Sept. 16	N	W, 3-0
1977	Nov. 5		L, 0-2	2001	Sept. 7	A	L, 0-3
1994	Sept. 10	N	W, 3-1	2012	Sept. 1		L, 0-3
1996	Aug. 31		W, 3-0		Wright State		
1997	Aug. 30	N	W, 3-0		(1-0)		
2001	Oct. 2	H	W, 3-0	2017	Sept. 15	N	L, 0-3
2008	Sept. 13	N	W, 3-2		Xavier		
2010	Aug. 28	N	W, 3-1		(0-2)		
2016	Sept. 17	N	L, 0-3	1991	Oct. 4	A	L, 0-3
2017	Sept. 4	A	W, 3-2	2013	Sept. 13	N	L, 1-3
	Western Kentucky				Youngstown State		
	(5-3)				(1-0)		
1985			W, 2-0	2011	Sept. 3	N	W, 3-2
			W, 2-0				
1986			W, 2-1				
			W, 2-0				

YEARLY RESULTS

1977

9-20

Coach: Donna Enlow
(H: 0-0, A: 0-0, N: 0-0)

Date	Opponent	H/A	Result
Sept. 10	Southern Illinois	L, 0-2	
Sept. 10	Eastern Illinois	L, 0-2	
Sept. 10	Illinois	L, 0-2	
Sept. 17	Chicago State	W, 3-0*	
Sept. 17	Eastern Illinois	L, 0-3*	
Sept. 20	UMSL	L, 1-2	
Sept. 20	Saint Louis	L, 1-2	
Sept. 20	Southern Illinois	L, 0-2	
Sept. 23	Northeast MO. St.	W, 2-0	
Sept. 23	Northwest MO. St.	W, 2-0	
Sept. 24	Wichita State	L, 1-2	
Sept. 24	SW Baptist College	L, 1-2	
Sept. 24	Central MO. State	L, 0-2	
Oct. 3	Austin Peay	W, 2-0	
Oct. 3	Murray State	L, 1-2	
Oct. 7	Florissant Valley CC	L, 0-2	
Oct. 8	Kansas	L, 0-2	
Oct. 8	Iowa State	W, 2-1	
Oct. 11	Memphis State	L, 1-3*	
Oct. 15	East Central CC	W, 2-1	
Oct. 15	Mineral Area CC	W, 2-1	
Oct. 19	Missouri-Colombia	^	
Oct. 19	Northeast Missouri State	^	
Oct. 22	Jefferson College	L, 1-2	
Oct. 22	Florissant Valley CC	L, 0-2	
Oct. 22	Murray State	W, 2-0	
Oct. 31	Memphis State	L, 0-2	
Nov. 4-5	St. Francis College	W, 2-0	
Nov. 4-5	UMSL	L, 0-2	
Nov. 4-5	Western Illinois	L, 0-2	
Nov. 4-5	Wisconsin-Madison	L, 0-2	

*-Best of five sets
^No Results

1978

8-27

Coach: Kris Burns
(H: 0-0, A: 0-0, N: 0-0)

Date	Opponent	H/A	Result
Sept. 13	Jefferson College	L, 0-2	
Sept. 16	Mineral Area CC	W, 3-2	
Sept. 20	Southern Illinois	L, 0-3	
Sept. 23	Missouri-Colombia	L, ^	
Sept. 23	Missouri-Colombia	L, ^	
Sept. 23	Saint Louis	L, ^	
Sept. 23	Saint Louis	L, ^	
Sept. 23	SEMO Team 2	W, ^	
Sept. 23	SEMO Team 2	W, ^	
Sept. 26	Murray State	W, 3-1	
Sept. 30	Oral Roberts	L, 0-2	
Sept. 30	Nebraska-Omaha	L, 0-2	
Sept. 30	UMSL	W, 2-0	
Oct. 3	Saint Louis	L, 0-2	
Oct. 3	UMSL	L, 0-2	
Oct. 6	Dayton	L, 0-2	
Oct. 6	Principia College	W, 2-1	
Oct. 6	Kansas State	L, 0-2	

Oct. 9	Florissant Valley CC	L, 0-3
Oct. 11	Murray State	W, 3-0
Oct. 17	Arkansas State	L, 0-2
Oct. 17	Southern Illinois	L, 0-2
Oct. 20	Wisconsin-Milwaukee	L, 0-2
Oct. 20	Eastern Illinois	L, 0-2
Oct. 20	UMSL	L, 0-2
Oct. 24	Memphis State	L, 0-2
Oct. 24	MTSU	W, 2-0
Oct. 25	Arkansas State	L, 0-3
Oct. 27	Central Missouri	L, 0-2
Oct. 27	Northeast Missouri	L, 0-2
Nov. 1	Memphis State	L, 0-2
Nov. 1	Jefferson College	L, 0-2

State MAIAW Championship

Nov. 3	Northeast Missouri	L, 0-2
Nov. 3	Central Missouri	L, 1-2
Nov. 3	Southwest Missouri	L, 0-2

1979

4-24

Coach: Kris Burns
(H: 0-0, A: 0-0, N: 0-0)

Date	Opponent	H/A	Result
-----	---	--	--

1980

13-18-1

Coach: Kerri Harris
(H: 0-0, A: 0-0, N: 0-0)

Date	Opponent	H/A	Result
1980	Tabor College		W, 2-0
1980	Missouri Southern		W, 2-0
1980	Greenville		W, 2-0
1980	Bethel		L, 0-2
1980	Bethel		L, 0-2
1980	Jefferson College		W, 2-0
1980	St. Mary's of Plains		W, 2-1
1980	Central Missouri		L, 1-2
1980	UMSL		W, 2-1
1980	Graceland		L, 1-2
1980	Missouri Western		L, 1-2
1980	McKendree		W, 3-0
1980	William Woods	H	L, 0-2
1980	UT Martin	H	W, 2-0
1980	MS Women's College		L, 0-2
1980	Lambuth		W, 2-0
1980	Jacksonville		L, 1-2
1980	UMSL		W, 3-0
1980	Northeast Missouri		L, 1-2
1980	McKendree		W, 2-0
1980	Tennessee Tech		L, 1-2
1980	UT Martin		L, 1-2
1980	Florissant Valley CC		W, 2-0
1980	Jefferson College		L, 0-3
1980	UMSL		L, 0-3
1980	William Woods		W, 3-2
1980	Pittsburgh State		L, 0-3
1980	St. Mary's of Plains		L, 0-2
1980	Benedictine		T, 1-1
1980	Northwest Missouri		L, 0-2
1980	Missouri Western		L, 0-2

1980 Northeast Missouri L, 0-2

1981

28-14-2

Coach: Kerri Harris
(H: 0-0, A: 0-0, N: 0-0)

Date	Opponent	H/A	Result
Sept. 9	Jefferson College		L, 0-3
Sept. 11-12	SW Baptist	N	W, 2-0
Sept. 11-12	Pittsburgh St.	A	W, 2-0
Sept. 11-12	Tabor College	N	W, 2-0
Sept. 11-12	Central MO. St.	N	W, 2-1
Sept. 11-12	MO. Western	N	W, 2-0
Sept. 11-12	Bethany Nazarene	N	W, 2-0
Sept. 11-12	Bethel College	N	L, 0-2
Sept. 19	McKendree		W, 3-0
Sept. 19	MacMurray		W, 3-0
Sept. 22	Northeast MO. State		W, 2-1
Sept. 22	William Woods		W, 2-1
Sept. 26	Henderson College		W, 2-0
Sept. 26	Central Arkansas		W, 3-0
Sept. 26	Arkansas State		W, 3-1
Sept. 28	Florissant Valley CC		W, 3-0
Sept. 29	UMSL		W, 3-1
Oct. 2-3	Loyola	A	L, 0-2
Oct. 2-3	Butler	N	W, 2-1
Oct. 2-3	Ambrose	N	L, 0-2
Oct. 2-3	Dalton	N	L, 1-2
Oct. 6	Jefferson College		L, 1-3
Oct. 9-10	Central MO. State	A	L, 0-2
Oct. 9-10	Johnson	N	W, 2-0
Oct. 9-10	W. North Iowa	N	L, 0-2
Oct. 9-10	Missouri Southern	N	W, 2-0
Oct. 9-10	Saint Mary	N	L, 0-2
Oct. 13	Saint Louis		L, 2-3
Oct. 16-17	Eastern Illinois	A	T, 1-1
Oct. 16-17	Saint Francis	N	W, 2-1
Oct. 16-17	Northeastern Ill.	N	T, 1-1
Oct. 16-17	Chicago State	N	W, 2-1
Oct. 16-17	St. Joseph's	N	L, 1-2
Oct. 20	UMSL		L, 2-3
Oct. 20	Harris-Stowe		W, 3-0
Oct. 23	Arkansas State		L, 1-3
Oct. 30-31	Christian Brothers	N	W, 2-0
Oct. 30-31	Southwestern	N	W, 2-0
Oct. 30-31	UT Chattanooga	N	W, 2-0
Oct. 30-31	Univ. of the South	N	W, 2-0
Oct. 30-31	UT Martin	A	W, 2-1
Nov. 6	Northeast MO. State		W, 2-0
Nov. 6	Harris-Stowe		W, 2-0
Nov. 7	Northwest MO. State		L, 1-3

1982

18-14-3

Coach: Lana Flynn
(H: 0-0, A: 0-0, N: 0-0)

Date	Opponent	H/A	Result
1982	Benedictine		W, 2-0
1982	Missouri Western		T, 1-1
1982	Missouri Southern		T, 1-1
1982	John Brown		W, 2-0
1982	Drury		W, 2-0

1982	Drury	W, 2-0
1982	Central Missouri State	L, 0-2
1982	Bethel	W, 2-0
1982	Graceland	W, 2-0
1982	Bradley	W, 2-0
1982	William Woods	W, 2-0
1982	Central Missouri State	L, 0-2
1982	Arkansas State	L, 2-3
1982	UT Martin	W, 3-1
1982	Loras	W, 3-0
1982	St. Xavier	W, 3-1
1982	St. Ambrose	L, 2-3
1982	Loyola	L, 0-3
1982	Lincoln	W, 2-0
1982	UMSL	L, 1-2
1982	Northeast MO. State	L, 0-2
1982	Bellarmine	W, 3-0
1982	UT Martin	W, 3-2
1982	Arkansas State	W, 3-2
1982	Central MO. State	L, 0-2
1982	UMSL	L, 0-2
1982	Wisconsin	T, 1-1
1982	Marquette	W, 2-0
1982	Central Missouri State	L, 0-2
1982	Wisconsin	L, 0-2
1982	Saint Louis	L, 2-3
1982	Central Missouri State	L, 1-3
1982	Northwest MO. State	L, 0-3
1982	Lincoln	W, 3-0
1982	UMSL	W, 3-0

1983

22-18-1

Coach: Lana Flynn
(H: 0-0, A: 0-0, N: 0-0)

Date	Opponent	H/A	Result
1983	School of Ozarks		T, 1-1
1983	Benedictine		W, 2-0
1983	Pittsburg State		W, 2-0
1983	Southwest Baptist		W, 2-0
1983	Missouri Southern		L, 1-2
1983	School of Ozarks		L, 1-2
1983	Rockhurst		W, 2-0
1983	William Woods		W, 2-0
1983	Arkansas State		W, 3-2
1983	UT Martin		W, 3-2
1983	Bethel College		W, 2-1
1983	Sam Houston State		L, 0-2
1983	Central Missouri State		L, 0-2
1983	Northwest MO. State		W, 2-0
1983	Angelo State		L, 0-2
1983	UMSL		W, 2-0
1983	UMSL		W, 2-0
1983	McKendree		W, 2-1
1983	Montevallo		L, 2-3
1983	UT Martin		W, 3-2
1983	Arkansas State		L, 1-3
1983	UMSL		W, 2-1
1983	Northeast MO. State		L, 0-2
1983	Northwest MO. State		W, 2-0
1983	Central Missouri State		L, 1-2
1983	Lincoln		W, 2-0

1983	Loyola	L, 2-3
1983	Evansville	L, 1-3
1983	Arkansas State	L, 1-3
1983	UMSL	W, 2-1
1983	Murray State	W, 2-0
1983	DePaul	L, 0-2
1983	Memphis State	L, 0-3
1983	Saint Louis	W, 3-2
1983	Memphis State	L, 1-3
1983	UT Martin	L, 0-3
1983	Lincoln	W, 2-0
1983	Northeast MO. State	L, 1-2
1983	UMSL	W, 2-0
1983	Northwest MO. State	W, 2-1
1983	Northeast MO. State	L, 1-2

1984

40-11

Coach: Lana Flynn
(H: 0-0, A: 0-0, N: 0-0)

Date	Opponent	H/A	Result
1984	Missouri Southern		L, 1-2
1984	North Dakota State		L, 0-2
1984	UMSL		W, 2-0
1984	Elmhurst		W, 2-1
1984	Tarkio		W, 2-0
1984	Culver-Stockton		L, 1-2
1984	McKendree		W, 2-0
1984	William Woods		W, 2-0
1984	Illinois Wesleyan		W, 2-0
1984	McKendree		W, 2-1
1984	Wheaton		W, 2-0
1984	Arkansas State		W, 2-1
1984	Evansville		W, 2-0
1984	William Woods		W, 3-1
1984	UMSL		W, 2-0
1984	Lincoln		W, 2-0
1984	Northeast Missouri		W, 2-0
1984	Northwest Missouri		L, 0-2
1984	Central Missouri		L, 1-2
1984	Murray State		W, 3-1
1984	Missouri Baptist		W, 3-0
1984	UIS-Evansville		W, 3-0
1984	St. Joseph		W, 3-0
1984	McKendree		W, 2-1
1984	UMSL		W, 2-0
1984	UMSL		W, 2-0
1984	St. Xavier		W, 2-0
1984	Northeastern Illinois		W, 2-0
1984	Quincy		L, 2-0
1984	St. Francis		L, 2-0
1984	UT Martin		W, 3-1
1984	UIS-Evansville		W, 3-0
1984	Northern Kentucky		W, 3-2
1984	Bellarmine		W, 3-0
1984	Lewis		L, 1-3
1984	UIS-Evansville		W, 3-0
1984	UMSL		W, 3-0
1984	Memphis State		L, 0-3
1984	Arkansas State		W, 2-0
1984	UMSL		W, 2-0
1984	UIS-Evansville		W, 3-0



*The yearly results are still being researched
and should be considered a work in progress.*

1984	Bellarmino	W, 3-0
1984	UT Martin	W, 3-1
1984	Saint Louis	W, 3-0
1984	Murray State	W, 2-0
1984	Missouri Baptist	W, 2-0
1984	Lincoln	W, 2-0
1984	Central Missouri	L, 0-2
1984	UMSL	W, 2-0
1984	Northeast Missouri	W, 2-1
1984	Northwest Missouri	L, 0-2

1985

26-13

Coach: Lana Flynn

(H: 0-0, A: 0-0, N: 0-0)

Date	Opponent	H/A	Result
1985	Texas Women's Univ.	L, 0-2	
1985	Missouri Baptist	W, 3-0	
1985	Michigan Tech	W, 2-0	
1985	Nebraska	L, 0-2	
1985	Texas Women's Univ.	L, 1-2	
1985	Central Missouri	L, 0-2	
1985	Missouri Baptist	W, 2-0	
1985	Arkansas State	W, 2-0	
1985	Oakland City	W, 2-0	
1985	McKendree	L, 0-2	
1985	Northeast Missouri	W, 3-0	
1985	Northwest Missouri	L, 2-3	
1985	Lincoln	W, 3-0	
1985	UMSL	W, 3-0	
1985	Central Missouri	L, 2-3	
1985	Evansville	W, 3-0	
1985	Miss. Univ. for Women	L, 0-2	
1985	Montevallo	L, 0-3	
1985	West Georgia College	W, 2-0	
1985	Christian Brothers	W, 2-1	
1985	Southwest Baptist	W, 2-0	
1985	Murray State	W, 1-2	
1985	Western Kentucky	W, 2-0	
1985	UMSL	W, 3-1	
1985	Murray State	W, 2-0	
1985	Evansville	W, 3-1	
1985	UT Martin	W, 3-0	
1985	Western Kentucky	W, 2-0	
1985	Rhodes	W, 2-0	
1985	Thomas Moore	W, 2-0	
1985	Christian Brothers	W, 2-0	
1985	Southern Indiana	L, 0-2	
1985	McKendree	W, 3-2	
1985	Arkansas State	L, 0-3	
1985	UT Martin	W, 3-0	
1985	Saint Louis	W, 3-2	

MIAA Tournament

1985	Lincoln	W, 3-0
1985	Northeast Missouri	L, 1-3
1985	Northwest Missouri	L, 1-3

1986

37-9

Coach: Lana Flynn

(H: 0-0, A: 0-0, N: 0-0)

Date	Opponent	H/A	Result
1986	UT Martin	W, 3-1	
1986	Saint Louis	W, 2-0	
1986	Tulsa	W, 2-0	
1986	Arkansas State	W, 3-0	
1986	Saint Louis	W, 2-0	
1986	Tulsa	L, 0-2	

1986	McKendree	W, 3-2
1986	Northeast Missouri	W, 3-0
1986	Central Missouri	L, 0-3
1986	Southwest Baptist	L, 0-3
1986	UMSL	W, 3-1
1986	Northwest Missouri	W, 3-1
1986	Lincoln	W, 3-0
1986	Murray State	W, 3-0
1986	Western Kentucky	W, 2-1
1986	Tennessee State	W, 2-0
1986	Kentucky Wesleyan	W, 2-0
1986	Austin Peay	W, 2-0
1986	Austin Peay	W, 2-0
1986	Western Kentucky	W, 2-0
1986	Arkansas State	W, 3-1
1986	Christian Brothers	W, 2-0
1986	Jacksonville State	W, 2-0
1986	Mississippi College	W, 2-0
1986	MTSU	W, 2-0
1986	UT Martin	W, 3-0
1986	Jacksonville State	W, 3-1
1986	Murray State	W, 3-1
1986	Evansville	W, 3-0
1986	East Montana	W, 2-0
1986	Fort Lewis	W, 2-1
1986	Mesa	L, 1-2
1986	Temple	W, 2-0
1986	Northern Colorado	L, 1-2
1986	Northwest Missouri	L, 2-0
1986	Carroll	L, 1-3
1986	Arkansas State	W, 3-2
1986	UMSL	W, 2-0
1986	McKendree	W, 2-0
1986	Evansville	W, 2-0
1986	Missouri Baptist	W, 2-0
1986	UT Martin	W, 3-2
1986	Saint Louis	W, 3-1
1986	Northwest Missouri	W, 3-0
1986	Central Missouri	L, 0-3
1986	UMSL	L, 0-3

1987

26-14

Coach: Lana Flynn

(H: 0-0, A: 0-0, N: 0-0)

Date	Opponent	H/A	Result
1987	Murray State	H	W, 3-0
1987	Tulsa	H	W, 3-2
1987	Saint Louis	A	L, 1-3
1987	UT Martin	H	W, 3-0
1987	Southwest Baptist	H	W, 3-1
1987	Central MO. State	H	L, 0-3
1987	Northwest MO. State	H	W, 3-0
1987	UMSL	A	L, 2-3
1987	Lincoln	H	W, 3-0
1987	Northeast MO. State	H	W, 3-2
1987	Quincy	H	W, 2-0
1987	McKendree	A	L, 2-1
1987	Arkansas State	A	W, 3-0
1987	Evansville	H	W, 3-1
1987	Appalachian St.	H	W, 2-0
1987	Huntington	H	W, 2-1
1987	Jacksonville State	H	W, 2-0
1987	Appalachian St.	H	L, 1-2
1987	Murray State	H	W, 2-0
1987	UMSL	H	W, 2-1
1987	Southern Indiana	H	W, 2-0
1987	UMSL	H	L, 1-2

1987	Missouri Baptist	A	W, 3-2
1987	Drury	H	L, 0-2
1987	Southwest Baptist	H	W, 2-0
1987	McKendree	H	W, 2-1
1987	UMSL	H	L, 0-2
1987	Arkansas State	H	W, 3-2
1987	UT Martin	A	W, 3-1
1987	Florida Southern	H	L, 1-3
1987	Huntington	H	L, 3-0
1987	Texas Women's Univ.	H	W, 3-2
1987	Samford	H	W, 3-0
1987	MS. Univ.-Women	A	L, 0-3
1987	Evansville	A	W, 3-2
1987	Northwest MO. St.	H	W, 3-0
1987	UMSL	H	L, 1-3
1987	Northeast MO. St.	A	L, 2-3
1987	Murray State	A	W, 3-2

1988

33-14

Coach: Lana Flynn

(H: 0-0, A: 0-0, N: 0-0)

Date	Opponent	H/A	Result
1988	Southern Indiana	H	W, 3-0
1988	Southwest Baptist	H	W, 3-2
1988	UMSL	A	L, 2-3
1988	UT Martin	A	L, 1-3
1988	Jacksonville State	H	W, 3-0
1988	Jackson State	H	W, 3-0
1988	North Alabama	N	W, 3-0
1988	MS Univ. for Women	A	L, 0-3
1988	Murray State	H	W, 3-0
1988	MTSU	H	W, 3-0
1988	Evansville	A	W, 3-1
1988	UT Martin	H	W, 3-0
1988	Arkansas State	A	L, 0-3
1988	Central MO. State	N	L, 0-3
1988	UMSL	N	L, 2-3
1988	Lincoln	N	W, 3-0
1988	Northwest MO. St.	N	W, 3-0
1988	Southwest Baptist	N	W, 3-0
1988	Northeast MO. St.	N	W, 3-0
1988	Huntington	N	W, 3-0
1988	Northeast MO. St.	N	W, 3-0
1988	West Georgia	N	W, 3-0
1988	UT Martin	A	W, 3-1
1988	Arkansas State	H	L, 1-3
1988	Saint Louis	H	W, 3-1
1988	Florida Atlantic	N	W, 3-1
1988	Tampa	A	L, 0-3
1988	UNC-Greensboro	N	W, 3-1
1988	Bellarmino	N	W, 3-1
1988	St. Joseph's (Ind.)	N	W, 3-2
1988	McKendree	A	W, 3-0
1988	UT Martin	H	W, 3-1
1988	North Alabama	H	W, 3-0
1988	MS Univ. for Women	H	W, 3-2
1988	Southwest Baptist	H	W, 3-0
1988	Drury	H	W, 3-2
1988	St. Francis (Ill.)	N	L, 1-3
1988	Tampa	N	L, 0-3
1988	Southwest Baptist	N	W, 3-1
1988	Northwest MO. St.	N	W, 3-0
1988	Evansville	H	W, 3-1
1988	Saint Louis	H	L, 2-3
1988	Murray State	A	L, 0-3
1988	Northeast MO. St.	N	W, 3-0
1988	UMSL	N	W, 3-2

1988	Central MO. St.	N	L, 1-3
1988	UMSL	N	L, 1-3
1989			
31-20			
Coach: Cindy Gannon			
(H: 0-0, A: 0-0, N: 0-0)			

Date	Opponent	H/A	Result
1989	Washburn	N	W, 3-2
1989	UMSL	N	L, 0-3
1989	Quincy	N	W, 3-1
1989	Southern Indiana	N	W, 3-0
1989	Northwest MO. St.	N	W, 3-0
1989	UMSL	A	L, 1-3
1989	Arkansas State	A	L, 1-3
1989	UT Martin	H	W, 3-2
1989	Indiana State	N	L, 0-3
1989	Evansville	A	L, 2-3
1989	MTSU	N	W, 3-0
1989	Murray State	H	W, 3-0
1989	Missouri Southern	N	W, 3-1
1989	Northwest MO. St.	N	W, 3-2
1989	Southwest Baptist	N	W, 3-0
1989	Pittsburg State	N	W, 3-0
1989	Nebraska Omaha	N	L, 0-3
1989	Missouri Western	N	W, 3-1
1989	Tampa	N	L, 0-3
1989	Northwest MO. St.	N	W, 3-0
1989	Wayne State	N	W, 3-0
1989	Florida Southern	N	L, 0-3
1989	UT Martin	H	W, 3-0
1989	MS Univ. for Women	H	W, 3-1
1989	North Alabama	H	W, 3-0
1989	McKendree	H	W, 3-0
1989	UMSL	H	L, 0-3
1989	UT Martin	A	W, 3-2
1989	Evansville	H	W, 3-2
1989	Northeast MO. St.	N	W, 3-0
1989	Central Missouri St.	N	L, 0-3
1989	Missouri Western	N	W, 3-1
1989	UMSL	N	L, 2-3
1989	Washburn	N	W, 3-0
1989	Arkansas State	H	L, 0-3
1989	Saint Louis	A	L, 0-3
1989	Northeastern Illinois	N	W, 3-0
1989	UMSL	A	L, 2-3
1989	Missouri Southern	N	W, 3-0
1989	St. Francis	N	L, 0-2
1989	Ark.-Little Rock	N	W, 3-1
1989	Florida Southern	N	L, 0-3
1989	Regis	N	L, 0-3
1989	Grand Valley	N	W, 3-1
1989	St. Cloud St.	N	W, 3-2
1989	Minnesota-Duluth	N	L, 0-3
1989	Northwest MO. St.	N	W, 3-1
1989	UMSL	N	L, 1-3
1989	Missouri Southern	N	W, 3-0
1989	Missouri Western	N	W, 3-1
1989	Murray State	A	L, 1-3

1990

31-12

Coach: Cindy Gannon

(H: 0-0, A: 0-0, N: 0-0)

Date	Opponent	H/A	Result
Sept. 7	Quincy	N	W, 3-0
Sept. 7	Southwest Baptist	N	W, 3-0
Sept. 8	UMSL	A	L, 2-3

Sept. 8	Portland State	N	L, 2-3
Sept. 11	Arkansas State	A	W, 3-2
Sept. 14	Tampa	N	L, 2-3
Sept. 14	Ferris State	N	L, 2-3
Sept. 14	Mankato	N	W, 3-2
Sept. 15	Metro	N	W, 3-0
Sept. 15	Central Missouri	A	L, 2-3
Sept. 18	UT Martin	A	W, 3-0
Sept. 21	Missouri Western	N	W, 3-0
Sept. 21	Washburn	N	W, 3-0
Sept. 22	Northeast MO. St.	N	W, 3-0
Sept. 22	Missouri Southern	N	W, 3-1
Sept. 26	Murray State	H	W, 3-0
Sept. 15	North Dakota State	N	W, 3-2
Oct. 5	Evansville	A	W, 3-1
Oct. 6	UMKC	N	W, 3-0
Oct. 6	Chicago State	N	W, 3-0
Oct. 9	Southern Indiana	H	W, 3-0
Oct. 12	Tampa	N	L, 0-3
Oct. 12	Rollins	N	W, 3-0
Oct. 13	Stetson	N	W, 3-0
Oct. 14	Florida Southern	A	L, 2-3
Oct. 14	#2 Tampa	N	W, 3-0
Oct. 19	Central Missouri St.	A	L, 0-3
Oct. 19	Northwest MO. St.	N	W, 3-1
Oct. 20	UMSL	N	W, 3-0
Oct. 20	Southwest Baptist	N	W, 3-0
Oct. 20	Pittsburg State	N	W, 3-0
Oct. 23	Murray State	A	W, 3-0
Oct. 25	Arkansas State	H	L, 1-3
Oct. 30	UT Martin	H	W, 3-0
Nov. 1	Southern Indiana	A	W, 3-0
Nov. 2	North Alabama	N	W, 3-0
Nov. 2	Bellarmino	N	W, 3-0
Nov. 3	Nebraska-Kearney	N	L, 1-3
Nov. 3	UMSL	A	W, 3-0
Nov. 3	Morningside	N	W, 3-0
Nov. 9	Northwest MO. St.	A	W, 3-0
Nov. 10	UMSL	N	L, 2-3
Nov. 23	New Haven	N	L, 1-3

1991

19-18

Coach: Cindy Gannon

(H: 0-0, A: 0-0, N: 0-0)

Date	Opponent	H/A	Result
Sept. 6	Eastern Michigan	N	L, 2-3
Sept. 7	Southern Illinois	A	L, 0-3
Sept. 7	Mississippi	N	L, 0-3
Sept. 10	Arkansas State	A	L, 0-3
Sept. 13	Eastern Kentucky	A	L, 0-3

#LETSSOAR

Oct. 25	Tennessee State	A	W, 3-0
Oct. 26	MTSU	A	W, 3-0
Oct. 26	Tennessee Tech	A	W, 3-0
Oct. 29	Austin Peay	H	W, 3-0
Nov. 1	Missouri	A	L, 0-3
Nov. 2	Tulsa	N	W, 3-0
Nov. 2	Western Kentucky	N	L, 1-3
Nov. 5	UT Martin	H	W, 3-0
Nov. 8	East Tennessee St.	A	L, 2-3
Nov. 9	South Carolina	N	W, 3-1
Nov. 9	South Florida	N	L, 1-3
Nov. 12	Murray State	A	W, 3-2
Nov. 19	Arkansas State	H	L, 1-3
Nov. 22	Tennessee State	N	W, 3-0
Nov. 23	Austin Peay	N	L, 1-3

1992

19-18

Coach: Cindy Gannon
(H: 0-0, A: 0-0, N: 0-0)

Date	Opponent	H/A	Result
Sept. 1	UMSL	H	W, 3-0
Sept. 4	Illinois State	A	L, 0-3
Sept. 5	Indiana State	N	L, 2-3
Sept. 5	Iowa State	N	L, 0-3
Sept. 11	Memphis State	A	L, 1-3
Sept. 12	Ark.-Little Rock	N	W, 3-2
Sept. 12	Austin Peay	N	L, 1-3
Sept. 15	Southern Illinois	H	L, 1-3
Sept. 18	Iowa State	N	L, 0-3
Sept. 19	Butler	N	W, 3-0
Sept. 22	St. Louis	H	W, 3-0
Sept. 25	MTSU	H	W, 3-2
Sept. 25	Tennessee State	H	W, 3-1
Sept. 26	Tennessee Tech	H	W, 3-0
Sept. 29	UT Martin	A	W, 3-2
Oct. 2	Eastern Kentucky	A	L, 1-3
Oct. 3	Morehead State	A	L, 2-3
Oct. 6	Austin Peay	A	L, 0-3
Oct. 9	Stephen F. Austin	N	L, 1-3
Oct. 9	UCS-Sacramento	N	L, 1-3
Oct. 10	Northeastern Illinois	N	W, 3-0
Oct. 10	Wichita State	A	L, 0-3
Oct. 13	Murray State	H	L, 2-3
Oct. 20	Saint Louis	A	L, 1-3
Oct. 23	MTSU	A	W, 3-2
Oct. 23	Tennessee State	N	W, 3-0
Oct. 24	Tennessee Tech	A	W, 3-0
Oct. 27	UT Martin	H	W, 3-1
Oct. 30	Eastern Kentucky	H	W, 3-0
Oct. 31	Morehead State	H	W, 3-1
Nov. 3	Austin Peay	H	L, 1-3
Nov. 10	Murray State	A	W, 3-0
Nov. 13	Evansville	H	W, 3-0
Nov. 13	Western Kentucky	H	W, 3-1
Nov. 14	Missouri	H	L, 0-3
Nov. 20	UT Martin	N	W, 3-0
Nov. 21	Murray State	N	L, 2-3

1993

28-11

Coach: Cindy Gannon
(H: 0-0, A: 0-0, N: 0-0)

Date	Opponent	H/A	Result
Sept. 3-4	Stephen F. Austin	N	L, 2-3
Sept. 3-4	McNeese St.	N	L, 2-3
Sept. 3-4	UMKC	N	W, 3-2
Sept. 3-4	Ark.-Little Rock	A	L, 2-3

Sept. 10-11	Tulsa	N	W, 3-1
Sept. 10-11	Northeastern Illinois	N	W, 3-0
Sept. 10-11	McNeese St.	N	W, 3-2
Sept. 10-11	Kansas	A	L, 1-3
Sept. 14	Saint Louis	H	W, 3-0
Sept. 17-18	South Carolina	N	W, 3-0
Sept. 17-18	East Tennessee St.	A	W, 3-0
Sept. 17-18	Virginia Tech	N	W, 3-1
Sept. 24	Tennessee Tech	A	L, 0-3
Sept. 25	MTSU	A	W, 3-0
Sept. 25	Tennessee State	A	W, 3-0
Sept. 28	UT Martin	H	W, 3-0
Oct. 1	Morehead State	H	W, 3-1
Oct. 2	Eastern Kentucky	H	W, 3-1
Oct. 5	Austin Peay	H	W, 3-1
Oct. 8	Missouri	A	L, 1-3
Oct. 9	UMKC	A	W, 3-1
Oct. 12	Murray State	A	W, 3-1
Oct. 14	Evansville	H	W, 3-0
Oct. 18	Drake	H	L, 2-3
Oct. 19	Saint Louis	A	W, 3-2
Oct. 22	Tennessee Tech	H	W, 3-0
Oct. 23	MTSU	H	W, 3-1
Oct. 23	Tennessee St.	H	W, 3-0
Oct. 26	UT Martin	A	W, 3-0
Oct. 29	Eastern Kentucky	A	W, 3-2
Oct. 30	Morehead State	A	W, 3-1
Nov. 2	Austin Peay	A	W, 3-0
Nov. 9	Murray State	H	W, 3-1
Nov. 12-13	Arkansas State	N	L, 0-3
Nov. 12-13	Southern Illinois	A	L, 2-3
Nov. 12-13	Loyola-Chicago	N	L, 0-3

Ohio Valley Tournament

Nov. 19-21	MTSU	N	W, 3-1
Nov. 19-21	Tennessee Tech	N	W, 3-0
Nov. 19-21	Morehead State	N	L, 1-3

1994

28-11

Coach: Cindy Gannon
(H: 0-0, A: 0-0, N: 0-0)

Date	Opponent	H/A	Result
Sept. 2-3	Marquette	N	W, 3-1
Sept. 2-3	West Virginia	N	W, 3-2
Sept. 2-3	Valparaiso	A	W, 3-2
Sept. 2-3	Iowa State	N	L, 0-3
Sept. 6	Saint Louis	A	L, 1-3
Sept. 9-10	Dayton	N	L, 2-3
Sept. 9-10	Arkansas State	A	L, 0-3
Sept. 9-10	Western Illinois	N	W, 3-1
Sept. 11	Moscow City (Exhib)	H	L, 0-3
Sept. 13	Southern Illinois	H	W, 3-2
Sept. 16-17	Northwestern	A	L, 1-3
Sept. 16-17	Wis.-Milwaukee	N	W, 3-0
Sept. 16-17	Northeastern Illinois	N	W, 1-3
Sept. 20	Missouri	H	W, 3-2
Sept. 23	MTSU	H	W, 3-1
Sept. 24	Tennessee Tech	H	W, 3-1
Sept. 27	UT Martin	A	W, 3-1
Sept. 30	Morehead State	A	W, 3-2
Oct. 1	Eastern Kentucky	A	W, 3-1
Oct. 4	Austin Peay	A	W, 3-0
Oct. 7-8	Indiana State	N	L, 0-3
Oct. 7-8	Loyola	A	L, 0-3
Oct. 7-8	Bradley	N	L, 0-3
Oct. 7-8	Valparaiso	N	L, 0-3
Oct. 11	Murray State	H	L, 1-3
Oct. 13	Tennessee State	H	W, 3-0

Oct. 21	Tennessee State	A	W, 3-0
Oct. 21	MTSU	A	W, 3-2
Oct. 22	Tennessee Tech	A	W, 3-1
Oct. 25	UT Martin	H	W, 3-0
Oct. 28	Eastern Kentucky	H	W, 3-1
Oct. 29	Morehead State	H	W, 3-1
Nov. 1	Austin Peay	H	W, 3-0
Nov. 8	Murray State	A	W, 3-0
Nov. 11-12	Eastern Illinois	H	W, 3-2
Nov. 11-12	Ark.-Little Rock	H	W, 3-1
Nov. 11-12	Saint Louis	H	L, 0-3
Nov. 11-12	Memphis	H	L, 0-3

Ohio Valley Conference Tournament

Nov. 18-20	MTSU	N	W, 3-2
Nov. 18-20	Eastern Kentucky	N	W, 3-2
Nov. 18-20	Murray State	N	W, 3-2
Nov. 26	Central Florida	N	L, 0-3

1995

24-12

Coach: Cindy Gannon
(H: 0-0, A: 0-0, N: 0-0)

Date	Opponent	H/A	Result
Sept. 1	Bradley	N	W, 3-0
Sept. 1	McNeese St.	N	W, 3-2
Sept. 2	Texas-San Antonio	N	W, 3-0
Sept. 2	Arkansas St.	N	L, 0-3
Sept. 5	UMSL	H	W, 3-1
Sept. 8	Wis.-Green Bay	N	W, 3-0
Sept. 8	Saint Louis	A	L, 1-3
Sept. 9	Valparaiso	N	L, 0-3
Sept. 9	UMKC	N	W, 3-0
Sept. 14	Washington St.	A	L, 0-3
Sept. 15	Cal State Northridge	N	W, 3-0
Sept. 16	Idaho	A	L, 1-3
Sept. 16	Oral Roberts	N	L, 0-3
Sept. 17	Eastern Washington	A	L, 0-3
Sept. 26	UT Martin	H	W, 3-2
Sept. 29	Tennessee Tech	A	L, 1-3
Sept. 30	MTSU	A	W, 3-0
Sept. 30	Tennessee State	A	W, 3-0
Oct. 3	Austin Peay	H	W, 3-1
Oct. 6	Morehead State	H	L, 1-3
Oct. 7	Eastern Kentucky	H	W, 3-1
Oct. 10	Murray State	A	W, 3-0
Oct. 18	Missouri	A	L, 1-3
Oct. 21	Eastern Illinois	A	L, 2-3
Oct. 24	UT Martin	A	W, 3-0
Oct. 27	Tennessee St.	H	W, 3-0
Oct. 27	MTSU	H	W, 3-1
Oct. 28	Tennessee Tech	H	W, 3-0
Oct. 31	Austin Peay	A	W, 3-0
Nov. 3	Eastern Kentucky	A	W, 3-0
Nov. 4	Morehead State	A	W, 3-1
Nov. 7	Murray State	H	W, 3-1
Nov. 8	Saint Louis	H	W, 3-0
Nov. 11	Southern Illinois	A	W, 3-2

Ohio Valley Conference Tournament

Nov. 17-19	UT Martin	N	W, 3-0
Nov. 17-19	Morehead State	N	L, 3-2

1996

28-8

Coach: Cindy Gannon
(H: 0-0, A: 0-0, N: 0-0)

Date	Opponent	H/A	Result
Aug. 30	Missouri		W, 3-0
Aug. 31	Western Illinois		W, 3-0

Sept. 3	Southern Illinois	L, 2-3
Sept. 6	Butler	L, 1-3
Sept. 6	Alabama	W, 3-0
Sept. 7	Saint Louis	L, 2-3
Sept. 7	Kansas	L, 2-3
Sept. 13	Georgia	L, 1-3
Sept. 14	Louisville	L, 0-3
Sept. 17	Eastern Illinois	W, 3-1
Sept. 24	UT Martin	W, 3-2
Sept. 27	UMKC	W, 3-1
Sept. 28	Tennessee State	W, 3-0
Oct. 1	Austin Peay	W, 3-0
Oct. 4	Eastern Kentucky	W, 3-1
Oct. 5	Morehead State	W, 3-1
Oct. 8	Murray State	W, 3-1
Oct. 11	MTSU	W, 3-0
Oct. 12	Tennessee Tech	W, 3-0
Oct. 17	Austin Peay	W, 3-0
Oct. 18	Tennessee State	W, 3-1
Oct. 20	Northeastern Illinois	W, 3-0
Oct. 22	Eastern Illinois	W, 3-0
Nov. 1	MTSU	W, 3-1
Nov. 2	Tennessee Tech	W, 3-1
Nov. 4	USC	L, 0-3
Nov. 5	Murray State	W, 3-2
Nov. 9	Ark.-Little Rock	L, 2-3
Nov. 9	Memphis	W, 3-0
Nov. 12	UT Martin	W, 3-0
Nov. 15	Morehead State	W, 3-0
Nov. 16	Eastern Kentucky	W, 3-0

Ohio Valley Conference Tournament

Nov. 22	UT Martin	W, 3-0
Nov. 23	Morehead State	W, 3-0
Nov. 24	Eastern Illinois	W, 3-1

NCAA Tournament

Nov. 29	Valparaiso	W, 3-1
Dec. 4	USC	L, 0-3

1997

26-9

Coach Cindy Gannon
(H: 0-0, A: 0-0, N: 0-0)

Date	Opponent	H/A	Result
Aug. 29	Butler	N	L, 0-3
Aug. 29	Saint Louis	N	W, 3-1
Aug. 30	Southwest Missouri	A	W, 3-1
Aug. 30	Western Illinois	N	W, 3-0
Sept. 5	Northern Iowa	N	W, 3-1
Sept. 6	Loyola-Chicago	A	L, 1-3
Sept. 6	Cincinnati	N	L, 1-3
Sept. 9	Southern Illinois	A	L, 2-3
Sept. 12	Arkansas State	N	W, 3-2
Sept. 12	George Washington	N	W, 3-1
Sept. 13	East Tennessee St.	N	W, 3-0
Sept. 13	Saint Louis	A	W, 3-0
Sept. 18	MTSU	H	W, 3-0
Sept. 21	Tennessee Tech	H	W, 3-1
Sept. 23	UT Martin	A	W, 3-0
Sept. 26	Morehead State	H	W, 3-0
Sept. 27	Eastern Kentucky	H	W, 3-0
Sept. 30	Eastern Illinois	H	W, 3-2
Oct. 2	Murray State	H	L, 2-3
Oct. 4	Tennessee State	H	W, 3-0
Oct. 7	Arkansas State	H	W, 3-2
Oct. 10	UMKC	A	W, 3-0
Oct. 11	Oral Roberts	N	L, 0-3
Oct. 14	Austin Peay	H	W, 3-0
Oct. 21	Murray State	A	L, 1-3

Oct. 25	Tennessee Tech	A	W, 3-1
Oct. 26	MTSU	A	W, 3-0
Oct. 31	Austin Peay	A	L, 0-3
Nov. 1	Tennessee State	A	W, 3-0
Nov. 4	Eastern Illinois	A	W, 3-0
Nov. 11	UT Martin	H	W, 3-0
Nov. 14	Eastern Kentucky	A	W, 3-0
Nov. 15	Morehead State	A	W, 3-0
Nov. 21	Tennessee State	H	W, 3-1
Nov. 22	Eastern Illinois	H	L, 1-3

1998

24-12

Coach: Cindy Gannon
(H: 0-0, A: 0-0, N: 0-0)

Date	Opponent	H/A	Result
Sept. 1	Saint Louis	H	W, 3-1
Sept. 4	Illinois	A	L, 0-3
Sept. 5	Oral Roberts	N	L, 1-3
Sept. 5	Akron	N	L, 0-3
Sept. 12	Morehead St.	A	L, 1-3
Sept. 13	Eastern Kentucky	A	W, 3-0
Sept. 18	MTSU	H	W, 3-0
Sept. 19	Tennessee Tech	H	W, 3-0
Sept. 22	Eastern Illinois	H	L, 0-3
Sept. 25	Wichita State	N	L, 2-3
Sept. 25	Hofstra	N	W, 3-0
Sept. 26	Southwest Missouri	A	W, 3-0
Sept. 26	Colorado State	N	L, 0-3
Sept. 29	Southern Illinois	H	W, 3-0
Oct. 2	Eastern Kentucky	H	W, 3-0
Oct. 3	Morehead State	H	W, 3-0
Oct. 6	Arkansas State	H	W, 3-1
Oct. 8	UT Martin	A	W, 3-0
Oct. 10	Tennessee State	H	W, 3-0
Oct. 13	Murray State	A	W, 3-0
Oct. 16	Syracuse	N	W, 3-1
Oct. 17	Southern Illinois	A	W, 3-1
Oct. 17	West Virginia	N	W, 3-0
Oct. 20	Austin Peay	H	W, 3-0
Oct. 22	Eastern Illinois	A	L, 1-3
Oct. 31	MTSU	A	W, 3-0
Nov. 1	Tennessee Tech	A	L, 2-3
Nov. 6	Austin Peay	A	L, 2-3
Nov. 7	Tennessee State	A	W, 3-0
Nov. 10	Arkansas State	A	L, 1-3
Nov. 13	Murray State	H	W, 3-0
Nov. 14	UT Martin	H	W, 3-0

OTC Tournament

Nov. 20	Morehead State	N	W, 3-0
Nov. 20	Tennessee Tech	N	W, 3-0
Nov. 21	Eastern Illinois	A	W, 3-0

NCAA Tournament

Dec. 4	Stanford	A	L, 1-3
--------	----------	---	--------

1999

28-6

Coach: Cindy Gannon
(H: 0-0, A: 0-0, N: 0-0)

Date	Opponent	H/A	Result
------	----------	-----	--------

Sept. 17	Kentucky	W, 3-0
Sept. 18	Hofstra	W, 3-0
Sept. 18	Central Michigan	W, 3-0
Sept. 24	Austin Peay	L, 1-3
Sept. 25	Tennessee State	W, 3-0
Sept. 28	UT Martin	W, 3-0
Oct. 1	Eastern Kentucky	W, 3-0
Oct. 2	Morehead State	W, 3-0
Oct. 5	Southern Illinois	W, 3-0
Oct. 12	Eastern Illinois	W, 3-1
Oct. 15	Murray State	W, 3-1
Oct. 16	UT Martin	W, 3-1
Oct. 22	MTSU	W, 3-0
Oct. 23	Tennessee Tech	W, 3-0
Oct. 26	Austin Peay	W, 3-0
Oct. 27	Arkansas	W, 3-0
Oct. 29	Morehead State	W, 3-0
Oct. 30	Eastern Kentucky	W, 3-0
Nov. 2	Murray State	W, 3-0
Nov. 5	Tennessee State	W, 3-0
Nov. 9	Eastern Illinois	W, 3-0
Nov. 13	Tennessee Tech	W, 3-1
Nov. 14	MTSU	W, 3-1
Nov. 19	Murray State	W, 3-0
Nov. 20	Austin Peay	W, 3-0
Dec. 2	Loyola Marymount	L, 2-3

2000
23-9

Coach: Cindy Gannon
(H: 0-0, A: 0-0, N: 0-0)

Date	Opponent	H/A	Result
Sept. 1	Stephen F. Austin		W, 3-0
Sept. 2	Saint Louis		L, 2-3
Sept. 2	Southwest Missouri St.		L, 1-3
Sept. 8	Florida State		L, 0-3
Sept. 9	Ball State		L, 0-3
Sept. 9	Texas-El Paso		L, 1-3
Sept. 11	Missouri		L, 0-3
Sept. 16	UT Martin		W, 3-0
Sept. 17	Murray State		W, 3-0
Sept. 20	Eastern Illinois		W, 3-0
Sept. 22	Santa Clara		L, 0-3
Sept. 22	San Diego		L, 1-3
Sept. 23	Fresno State		W, 3-1
Sept. 26	Southern Illinois		W, 3-0
Sept. 29	Tennessee State	A	W, 3-0
Sept. 30	Tennessee Tech	A	W, 3-0
Oct. 6	Morehead State	H	W, 3-0
Oct. 7	Eastern Kentucky	H	W, 3-0
Oct. 9	Evansville	H	W, 3-1
Oct. 12	Eastern Illinois	A	W, 3-1
Oct. 20	UT Martin	A	W, 3-0
Oct. 21	Murray State	A	W, 3-0
Oct. 24	Austin Peay	A	W, 3-1
Oct. 29	Tennessee Tech	H	W, 3-1
Nov. 3	Eastern Kentucky	A	W, 3-0
Nov. 4	Morehead State	A	W, 3-0
Nov. 8	Austin Peay	H	W, 3-0
Nov. 11	Tennessee State	H	W, 3-0
Ohio Valley Conference Tournament			
Nov. 17	Austin Peay	N	W, 3-0
Nov. 18	UT Martin	N	W, 3-0
NCAA Tournament			
Nov. 30	North Carolina	N	W, 3-2
Dec. 1	Florida	A	L, 0-3

2001
15-14

Coach: Cindy Gannon

(H: 0-0, A: 0-0, N: 0-0)

Date	Opponent	H/A	Result
Aug. 31	Wichita State	N	L, 2-3
Sept. 1	Louisiana Tech	N	W, 3-0
Sept. 1	Lamar	A	L, 0-3
Sept. 7	Wis.-Milwaukee	A	L, 0-3
Sept. 8	Drake	N	W, 3-2
Sept. 8	DePaul	N	L, 0-3
Sept. 18	Austin Peay	H	W, 3-0
Sept. 21	Eastern Kentucky	H	W, 3-2
Sept. 22	Morehead State	H	W, 3-1
Sept. 24	Missouri	A	L, 1-3
Sept. 28	Murray State	A	W, 3-0
Sept. 29	UT Martin	A	L, 0-3
Oct. 2	Western Illinois	H	W, 3-0
Oct. 7	Southwest Missouri	H	L, 1-3
Oct. 10	Eastern Illinois	H	L, 1-3
Oct. 12	Tennessee Tech	A	W, 3-1
Oct. 13	Tennessee State	A	W, 3-0
Oct. 16	Arkansas State	H	W, 3-0
Oct. 19	UT Martin	H	L, 1-3
Oct. 20	Murray State	H	W, 3-2

2002
20-12

Coach: Cindy Gannon
(H: 0-0, A: 0-0, N: 0-0)

Date	Opponent	H/A	Result
Aug. 30	Arkansas	N	L, 1-3
Aug. 31	Southwest Missouri	A	L, 0-3
Aug. 31	Utah State	N	L, 0-3
Sept. 3	Arkansas State	A	W, 3-1
Sept. 6	Bradley	A	L, 0-3
Sept. 7	South Alabama		W, 3-0
Sept. 7	IUPUI		W, 3-1
Sept. 10	Southern Illinois	H	W, 3-1
Sept. 13	Kansas	A	L, 0-3
Sept. 13	Purdue	N	W, 3-1
Sept. 14	Marquette	N	L, 0-3
Sept. 17	Saint Louis	A	L, 2-3
Sept. 20	Eastern Kentucky	H	W, 3-0
Sept. 21	Morehead State	H	L, 0-3
Sept. 27	UT Martin	A	L, 1-3
Sept. 28	Murray State	A	W, 3-2
Oct. 8	Eastern Illinois	A	W, 3-1
Oct. 11	Tennessee Tech	H	W, 3-1
Oct. 12	Austin Peay	H	W, 3-1
Oct. 18	Murray State	H	W, 3-1
Oct. 19	UT Martin	H	W, 3-0
Oct. 25	Morehead State	A	L, 2-3
Oct. 26	Eastern Kentucky	A	W, 3-0
Oct. 31	Missouri	A	L, 0-3
Nov. 1	Tennessee State	H	W, 3-0
Nov. 7	Austin Peay	A	W, 3-1
Nov. 8	Tennessee State	A	W, 3-0
Nov. 9	Tennessee Tech	A	W, 3-0
Nov. 15	Eastern Illinois	H	W, 3-0
Ohio Valley Conference Tournament			
Nov. 21	Austin Peay	N	W, 3-0
Nov. 22	Morehead State	N	W, 3-0
Nov. 23	UT Martin	N	L, 0-3

2003
11-19

Coach: Cindy Gannon
(H: 0-0, A: 0-0, N: 0-0)

Date	Opponent	H/A	Result
Aug. 29	Colorado	N	L, 0-3
Aug. 29	Maine	A	L, 2-3
Aug. 30	Penn State	N	L, 0-3

Aug. 31	Rhode Island	N L, 1-3
Sept. 5	Wis.-Green Bay	L, 0-3
Sept. 6	Indiana	A L, 1-3
Sept. 6	IUPUI	N L, 1-3
Sept. 12	Drake	A W, 3-1
Sept. 13	DePaul	N L, 0-3
Sept. 13	Louisiana Tech	N L, 0-3
Sept. 16	Arkansas St.	A L, 0-3
Sept. 23	Southern Illinois	H L, 2-3
Sept. 26	Austin Peay	H L, 1-3
Sept. 27	Tennessee Tech	H W, 3-0
Oct. 1	Eastern Illinois	A L, 1-3
Oct. 3	Tennessee State	H W, 3-0
Oct. 5	Memphis	H L, 1-3
Oct. 11	Tennessee Tech	A W, 3-0
Oct. 11	Austin Peay	A L, 0-3
Oct. 16	Tennessee State	A W, 3-0
Oct. 17	Jacksonville State	A L, 1-3
Oct. 18	Samford	A W, 3-1
Oct. 21	Murray State	H W, 3-0
Oct. 24	UT Martin	H W, 3-0
Oct. 30	Eastern Illinois	H W, 3-0
Nov. 7	Eastern Kentucky	H W, 3-2
Nov. 8	Morehead State	H W, 3-0
Nov. 14	Murray State	A L, 2-3
Nov. 15	UT Martin	A L, 1-3

Ohio Valley Conference Tournament
Nov. 20 Murray State N L, 0-3

2004
11-17

Coach: Cindy Gannon
(H: 0-0, A: 0-0, N: 0-0)

Date	Opponent	H/A	Result
Sept. 1	SW Missouri St.		L, 2-3
Sept. 3	Alabany	N	L, 0-3
Sept. 4	Ball State	A	L, 0-3
Sept. 4	Valparaiso	N	L, 0-3
Sept. 7	Arkansas State	H	L, 0-3
Sept. 10	South Florida	N	L, 0-3
Sept. 11	Illinois State	N	L, 0-3
Sept. 11	Western Kentucky	A	L, 0-3
Sept. 14	Southern Illinois	A	W, 3-0
Sept. 21	Missouri	A	L, 0-3
Sept. 24	Austin Peay	A	L, 2-3
Sept. 25	Tennessee Tech	A	L, 1-3
Oct. 1	Eastern Illinois	H	L, 1-3
Oct. 8	Tennessee Tech	H	W, 3-2
Oct. 9	Austin Peay	H	W, 3-2
Oct. 12	Tennessee State	A	W, 3-0
Oct. 15	Jacksonville State	H	L, 2-3
Oct. 16	Samford	H	W, 3-1
Oct. 22	UT Martin	A	L, 0-3
Oct. 23	Murray State	A	W, 3-0
Oct. 27	Eastern Illinois	A	L, 1-3
Oct. 30	Tennessee State	H	W, 3-0
Oct. 31	Drake	H	W, 3-0
Nov. 5	Eastern Kentucky	A	L, 0-3
Nov. 6	Morehead State	A	W, 3-2
Nov. 12	Murray State	H	W, 3-1
Nov. 13	UT Martin	H	W, 3-1

Ohio Valley Conference Tournament
Nov. 20 Austin Peay N L, 1-3

2005
16-16

Coach: Renata Nowacki
(H: 0-0, A: 0-0, N: 0-0)

Date	Opponent	H/A	Result
------	----------	-----	--------

Aug. 27	Saint Louis	N L, 1-3
Aug. 27	Ark.-Little Rock	N L, 2-3
Aug. 28	Missouri State	A L, 0-3
Sept. 2	Air Force	A W, 3-2
Sept. 2	Butler	A L, 0-3
Sept. 3	Weber State	N L, 0-3
Sept. 9	Belmont	N W, 3-1
Sept. 9	Bradley	A L, 1-3
Sept. 10	Northern Illinois	N L, 0-3
Sept. 10	Oakland	N W, 3-1
Sept. 20	Arkansas State	A L, 1-3
Sept. 23	UT Martin	A W, 3-0
Sept. 24	Murray State	A W, 3-1
Sept. 30	Eastern Kentucky	H L, 0-3
Oct. 1	Morehead State	H W, 3-0
Oct. 5	Eastern Illinois	A L, 2-3
Oct. 8	MTSU	A L, 0-3
Oct. 7	Tennessee Tech	A L, 2-3
Oct. 14	Murray State	H W, 3-0
Oct. 15	UT Martin	H W, 3-0
Oct. 18	Arkansas State	H W, 3-1
Oct. 21	Jacksonville State	A W, 3-1
Oct. 22	Samford	A W, 3-2
Oct. 25	Southern Illinois	H L, 2-3
Oct. 28	Tennessee State	A L, 2-3
Oct. 29	Austin Peay	A W, 3-1
Nov. 2	Eastern Illinois	H W, 3-0
Nov. 5	Tennessee Tech	H W, 3-2
Nov. 10	Jacksonville State	H L, 0-3
Nov. 11	Samford	H W, 3-0
Nov. 18	Eastern Illinois	N W, 3-2
Nov. 19	Eastern Kentucky	N L, 0-3

Ohio Valley Conference Tournament

2006
16-18

Coach: Renata Nowacki
(H: 0-0, A: 0-0, N: 0-0)

Date	Opponent	H/A	Result
Aug. 25	Pittsburgh	N	L, 0-3
Aug. 25	Mississippi	A	L, 0-3
Aug. 26	Western Carolina	N	W, 3-0
Aug. 26	Ark.-Little Rock	N	L, 1-3
Sept. 1	Sacramento State	N	L, 0-3
Sept. 2	Arkansas	A	L, 0-3
Sept. 2	Stephen F. Austin	N	L, 0-3
Sept. 8	Ark.-Little Rock	N	W, 3-2
Sept. 8	Memphis	A	W, 3-0
Sept. 9	Louisiana Tech	N	W, 3-1
Sept. 9	Lipscomb	N	W, 3-1
Sept. 12	Southern Illinois	A	L, 0-3
Sept. 20	Bradley	H	W, 3-1
Sept. 22	UT Martin	H	W, 3-0
Sept. 23	Murray State	H	L, 1-3
Sept. 29	Eastern Kentucky	A	W, 3-0
Sept. 30	Morehead State	A	L, 1-3
Oct. 4	Eastern Illinois	H	W, 3-1
Oct. 6	Tennessee Tech	H	W, 3-1
Oct. 10	Missouri State	H	L, 0-3
Oct. 13	Murray State	A	L, 2-3
Oct. 14	UT Martin	A	L, 1-3
Oct. 20	Jacksonville St.	H	L, 0-3
Oct. 21	Samford	H	W, 3-1
Oct. 25	Saint Louis	A	L, 0-3
Oct. 27	Tennessee State	H	L, 1-3
Oct. 28	Austin Peay	H	W, 3-0
Nov. 1	Eastern Illinois	A	W, 3-1
Nov. 4	Tennessee Tech	A	L, 1-3
Nov. 10	Samford	A	W, 3-0
Nov. 11	Jacksonville St.	A	L, 1-3

Ohio Valley Conference Tournament

Nov. 16	Murray State	N W, 3-2
Nov. 17	Tennessee State	N W, 3-0
Nov. 18	Jacksonville St.	N L, 0-3

2007
20-12

Coach: Renata Nowacki
(H: 0-0, A: 0-0, N: 0-0)

Date	Opponent	H/A	Result
Aug. 24	#16 Ohio State	N	L, 0-3
Aug. 25	Ball State	A	W, 3-2
Aug. 25	Maine	N	W, 3-0
Aug. 31	North Florida	A	W, 3-1
Sept. 1	Weber State	N	L, 0-3
Sept. 1	UTSA	N	L, 1-3
Sept. 7	Saint Louis	A	L, 1-3
Sept. 8	Connecticut	N	L, 1-3
Sept. 8	IUPUI	N	L, 1-3
Sept. 14	Tennessee St.	A	L, 2-3
Sept. 15	Tennessee Tech	A	W, 3-2
Sept. 18	Eastern Illinois	A	W, 3-2
Sept. 21	Murray State	H	L, 0-3
Sept. 22	UT Martin	H	W, 3-0
Sept. 26	Memphis	H	W, 3-2
Sept. 28	Morehead St.	H	L, 0-3
Sept. 29	Eastern Kentucky	H	W, 3-1
Oct. 2	Murray State	A	L, 0-3
Oct. 4	Austin Peay	A	W, 3-2
Oct. 9	Southern Illinois	H	W, 3-1
Oct. 12	Samford	A	W, 3-1
Oct. 13	Jacksonville St.	A	W, 3-1
Oct. 18	Tennessee State	H	W, 3-0
Oct. 19	Tennessee Tech	H	W, 3-1
Oct. 23	Eastern Illinois	H	W, 3-2
Oct. 26	Eastern Kentucky	A	W, 3-1
Oct. 27	Morehead State	A	L, 1-3
Nov. 2	Jacksonville State	H	W, 3-2
Nov. 3	Samford	H	W, 3-1
Nov. 7	UT Martin	A	W, 3-2
Nov. 9	Austin Peay	H	W, 3-0
Ohio Valley Conference Tournament			
Nov. 15	Tennessee Tech	A	L, 1-3

Ohio Valley Conference Tournament
Nov. 15 Tennessee Tech A L, 1-3

2008
13-14

Coach: Renata Nowacki
(H: 0-0, A: 0-0, N: 0-0)

Date	Opponent	H/A	Result
Aug. 29	South Dakota St.	N	L, 1-3
Aug. 30	Idaho	N	L, 1-3
Aug. 30	#15 MTSU	A	L, 0-3
Sept. 12	Arkansas State	N	W, 3-2
Sept. 13	Western Illinois	N	W, 3-2
Sept. 13	Southern Illinois	A	L, 1-3
Sept. 19	Eastern Kentucky	H	W, 3-2
Sept. 20	Morehead State	H	L, 0-3
Sept. 23	UT Martin	H	W, 3-0
Sept. 26	Jacksonville St.	A	W, 3-0
Sept. 27	Tennessee Tech	A	L, 0-3
Oct. 2	Eastern Illinois	A	W, 3-0
Oct. 10	Tennessee St.	H	W, 3-0
Oct. 11	Austin Peay	H	L, 0-3
Oct. 15	Saint Louis	H	L, 0-3
Oct. 17	Murray State	A	L, 0-3
Oct. 18	UT Martin	A	L, 2-3
Oct. 21	SIUE	H	L, 1-3
Oct. 24	Morehead State	A	W, 3-1
Oct. 25	Eastern Kentucky	A	W, 3-0
Oct. 28	Murray State	H	W, 3-2

Oct. 31	Eastern Illinois	A	W, 3-0
Nov. 7	Tennessee Tech	H	W, 3-1
Nov. 8	Jacksonville St.	H	L, 0-3
Nov. 14	Austin Peay	A	L, 0-3
Nov. 15	Tennessee State	A	W, 3-1
Ohio Valley Conference Tournament			
Nov. 20	Austin Peay	N	L, 0-3

2009

13-17

Coach: Renata Nowacki

(H: 0-0, A: 0-0, N: 0-0)

Date	Opponent	H/A	Result
Aug. 28	Arkansas St.	N	W, 3-1
Aug. 29	Memphis	A	W, 3-0
Aug. 29	Evansville	N	L, 1-3
Sept. 4	Belmont	A	L, 0-3
Sept. 5	Samford	N	W, 3-2
Sept. 5	Central Ark.	N	L, 0-3
Sept. 11	Mississippi	N	L, 1-3
Sept. 12	Georgia Tech	A	L, 1-3
Sept. 12	Clemson	N	L, 0-3
Sept. 18	Tennessee Tech	A	W, 3-2
Sept. 19	Jacksonville St.	A	L, 0-3
Sept. 22	UT Martin	A	W, 3-0
Sept. 25	Austin Peay	H	L, 0-3
Sept. 26	Tennessee St.	H	W, 3-2
Oct. 2	Eastern Kentucky	A	L, 2-3
Oct. 3	Morehead State	A	L, 0-3
Oct. 9	Jacksonville St.	H	L, 0-3
Oct. 10	Tennessee Tech	H	L, 2-3
Oct. 13	SIUE	H	W, 3-0
Oct. 16	Eastern Illinois	H	W, 3-0
Oct. 20	Southern Illinois	H	L, 1-3
Oct. 23	Tennessee St.	A	W, 3-2
Oct. 24	Austin Peay	A	L, 0-3
Oct. 30	Murray State	H	L, 1-3
Oct. 31	UT Martin	H	W, 3-0
Nov. 3	SIUE	A	W, 3-1
Nov. 6	Morehead State	H	W, 3-2
Nov. 8	Eastern Kentucky	H	W, 3-1
Nov. 10	Murray State	A	L, 1-3
Nov. 13	Eastern Illinois	A	L, 2-3

2010

7-22

Coach: Renata Nowacki

(H: 0-0, A: 0-0, N: 0-0)

Date	Opponent	H/A	Result
Aug. 27	USC Upstate	N	L, 1-3
Aug. 28	Western Illinois	N	W, 3-1
Aug. 28	Bradley	A	W, 3-1
Sept. 3	North Carolina	N	L, 1-3
Sept. 4	Ohio	N	L, 0-3
Sept. 4	Missouri St.	A	L, 0-3
Sept. 10	USF	N	L, 0-3
Sept. 11	Southern Illinois	A	L, 1-3
Sept. 11	Mississippi State	A	W, 3-0
Sept. 24	Eastern Kentucky	H	W, 3-2
Sept. 25	Morehead State	H	L, 1-3
Sept. 28	UT Martin	H	L, 1-3
Oct. 1	Austin Peay	A	L, 0-3
Oct. 2	Tennessee State	A	L, 2-3
Oct. 8	Tennessee Tech	H	L, 1-3
Oct. 9	Jacksonville State	H	W, 3-2
Oct. 12	Saint Louis	H	L, 1-3
Oct. 14	UT Martin	A	L, 2-3
Oct. 15	Murray State	A	L, 1-3
Oct. 19	SIUE	A	L, 0-3
Oct. 22	Eastern Illinois	H	L, 0-3

Oct. 26	Murray State	H	L, 1-3
Oct. 29	Morehead State	A	L, 0-3
Oct. 30	Eastern Kentucky	A	W, 3-2
Nov. 2	Eastern Illinois	A	L, 0-3
Nov. 5	Tennessee State	H	L, 2-3
Nov. 6	Austin Peay	H	L, 0-3
Nov. 12	Jacksonville St.	A	L, 1-3
Nov. 13	Tennessee Tech	A	W, 3-1

2011

14-19

Coach: Julie Yankus

(H: 0-0, A: 0-0, N: 0-0)

Date	Opponent	H/A	Result
Aug. 26	Georgia St.	N	L, 0-3
Aug. 26	Memphis	A	L, 1-3
Aug. 27	Alabama A&M	N	L, 1-3
Aug. 27	Ark.-Little Rock	A	L, 0-3
Sept. 2	Indiana	A	L, 0-3
Sept. 3	Buffalo	N	W, 3-1
Sept. 3	Youngstown St.	N	W, 3-2
Sept. 9	Evansville	A	L, 2-3
Sept. 10	Arizona	A	L, 0-3
Sept. 10	Illinois-Chicago	N	L, 2-3
Sept. 13	Arkansas St.	A	L, 0-3
Sept. 16	Eastern Illinois	A	W, 3-0
Sept. 17	SIUE	A	L, 0-3
Sept. 20	Murray State	H	W, 3-2
Sept. 23	Jacksonville St.	H	W, 3-2
Sept. 24	Tennessee Tech	H	W, 3-1
Sept. 30	UT Martin	A	L, 1-3
Oct. 4	Eastern Illinois	H	W, 3-1
Oct. 7	Austin Peay	A	W, 3-2
Oct. 8	Tennessee St.	A	L, 2-3
Oct. 14	Eastern Kentucky	H	W, 3-1
Oct. 15	Morehead St.	H	L, 1-3
Oct. 21	Tennessee Tech	A	W, 3-1
Oct. 22	Jacksonville St.	A	L, 2-3
Oct. 25	Murray St.	A	L, 0-3
Oct. 29	UT Martin	H	W, 3-1
Nov. 4	Morehead St.	A	L, 2-3
Nov. 5	Eastern Kentucky	A	W, 3-1
Nov. 8	SIUE	H	L, 1-3
Nov. 11	Austin Peay	H	W, 3-1
Nov. 12	Tennessee St.	H	L, 2-3
Nov. 17	Eastern Kentucky	A	W, 3-1
Nov. 18	Morehead State	N	L, 0-3

2012

21-13

Coach: Julie Yankus

(H: 0-0, A: 0-0, N: 0-0)

Date	Opponent	H/A	Result
Aug. 24	Valparaiso		W, 3-1
Aug. 24	South Dakota St.		L, 0-3
Aug. 25	Iowa		W, 3-2
Aug. 25	Chicago St.		W, 3-0
Aug. 31	Western Michigan		L, 0-3
Aug. 31	East Carolina		W, 3-0
Sept. 1	Wis.-Milwaukee		L, 0-3
Sept. 7	South Florida		W, 3-2
Sept. 8	Saint Louis		L, 1-3
Sept. 8	Evansville		W, 3-0
Sept. 11	Southern Illinois		L, 2-3
Sept. 14	Butler		L, 2-3
Sept. 15	Kent State		W, 3-0
Sept. 15	UC Davis		W, 3-0
Sept. 22	Eastern Illinois		W, 3-1
Sept. 22	SIUE		W, 3-1

Sept. 25	UT Martin	W, 3-1
Sept. 29	Jacksonville St.	W, 3-0
Oct. 2	Arkansas St.	L, 2-3
Oct. 5	Austin Peay	W, 3-1
Oct. 6	Murray State	W, 3-0
Oct. 12	Belmont	W, 3-2
Oct. 13	Tennessee State	W, 3-2
Oct. 19	Morehead State	L, 0-3
Oct. 20	Eastern Kentucky	L, 2-3
Oct. 23	UMKC	L, 0-3
Oct. 26	SIUE	W, 3-0
Oct. 27	Eastern Illinois	L, 2-3
Nov. 2	Murray State	W, 3-1
Nov. 3	Austin Peay	L, 2-3
Nov. 6	UT Martin	W, 3-1
Nov. 10	Tennessee Tech	W, 3-1
Ohio Valley Conference Tournament		
Nov. 15	Jacksonville St.	W, 3-1
Nov. 16	Belmont	L, 2-3

2013

17-16

Coach: Julie Yankus

(H: 0-0, A: 0-0, N: 0-0)

Date	Opponent	H/A	Result
Aug. 30	Mississippi St.	A	L, 0-3
Aug. 30	Ark.-Little Rock	N	W, 3-2
Aug. 31	Mississippi St.	A	W, 3-1
Sept. 6	Kansas St.	A	L, 0-3
Sept. 6	Siena	N	W, 3-0
Sept. 7	Southern Illinois	N	W, 3-2
Sept. 13	Xavier	N	L, 1-3
Sept. 14	#13 Ohio State	A	L, 1-3
Sept. 14	IUPUI	N	W, 3-2
Sept. 18	UMKC	H	W, 3-2
Sept. 20	Towson	N	W, 3-1
Sept. 20	MTSU	N	L, 0-3
Sept. 21	Samford	N	L, 0-3
Sept. 21	Missouri	A	L, 0-3
Sept. 27	Eastern Illinois	H	W, 3-2
Sept. 28	SIUE	H	L, 1-3
Oct. 1	UT Martin	A	L, 2-3
Oct. 5	Jacksonville St.	H	W, 3-0
Oct. 11	Austin Peay	A	L, 1-3
Oct. 12	Murray State	A	W, 3-0
Oct. 16	Saint Louis	H	W, 3-2
Oct. 17	Belmont	A	L, 1-3
Oct. 19	Tennessee St.	A	W, 3-1
Oct. 24	Eastern Kentucky	H	W, 3-2
Oct. 25	Morehead State	H	L, 2-3
Oct. 29	Missouri St.	A	L, 0-3
Nov. 1	SIUE	A	W, 3-2
Nov. 2	Eastern Illinois	A	L, 1-3
Nov. 8	Murray State	H	L, 2-3
Nov. 9	Austin Peay	H	W, 3-0
Nov. 12	UT Martin	H	W, 3-0
Nov. 16	Tennessee Tech	A	W, 3-1
Ohio Valley Conference Tournament			
Nov. 21	Austin Peay	N	L, 1-3

2014

11-20

Coach: Julie Yankus

(H: 0-0, A: 0-0, N: 0-0)

Date	Opponent	H/A	Result
Aug. 29	Memphis	N	W, 3-1
Aug. 29	Alabama	N	L, 1-3
Aug. 30	Saint Louis	A	L, 0-3
Aug. 30	Northern Iowa	N	L, 1-3
Sept. 5	Mississippi St.	N	L, 2-3

Sept. 6	Indiana	A	L, 0-3
Sept. 6	Miami (Ohio)	N	L, 0-3
Sept. 11	Alabama St.	A	W, 3-0
Sept. 11	The Citadel	N	W, 3-0
Sept. 12	Savannah St.	N	W, 3-0
Sept. 12	Southern Miss.	N	L, 2-3
Sept. 17	UMKC	A	L, 1-3
Sept. 21	Southern Illinois	H	L, 2-3
Sept. 26	Murray State	A	L, 0-3
Sept. 27	Austin Peay	A	L, 1-3
Sept. 30	UT Martin	A	L, 2-3
Oct. 3	Tennessee Tech	H	W, 3-0
Oct. 10	Eastern Kentucky	A	L, 1-3
Oct. 11	Morehead State	A	W, 3-2
Oct. 13	Missouri St.	H	L, 0-3
Oct. 17	SIUE	H	W, 3-0
Oct. 18	Eastern Illinois	H	W, 3-2
Oct. 24	Tennessee St.	H	W, 3-0
Oct. 25	Belmont	H	L, 0-3
Oct. 31	Eastern Illinois	A	W, 3-2
Nov. 1	SIUE	A	L, 2-3
Nov. 7	Austin Peay	H	L, 0-3
Nov. 8	Murray State	H	L, 0-3
Nov. 11	UT Martin	H	W, 3-0
Nov. 15	Jacksonville St.	A	L, 1-3

Ohio Valley Conference Tournament

Nov. 20	Murray State	A	L, 0-3
---------	--------------	---	--------

2015

10-20

Coach: Julie Yankus

(H: 0-0, A: 0-0, N: 0-0)

Date	Opponent	H/A	Result
Aug. 28	Arkansas St.	H	L, 0-3
Aug. 28	Saint Louis	H	L, 1-3
Aug. 29	UMKC	H	L, 0-3
Sept. 4	Gardner-Webb	A	W, 3-0
Sept. 5	USC Upstate	N	L, 1-3
Sept. 5	The Citadel	N	W, 3-2
Sept. 11	UT Arlington	N	L, 0-3
Sept. 12	Arkansas	A	L, 0-3
Sept. 12	Northwestern St.	N	W, 3-1
Sept. 15	Southern Illinois	A	L, 0-3
Sept. 18	Texas-El Paso	N	L, 2-3
Sept. 18	Bradley	A	W, 3-2
Sept. 19	DePaul	N	L, 2-3
Sept. 25	Murray State	H	L, 0-3
Sept. 26	Austin Peay	H	W, 3-1
Sept. 29	UT Martin	H	L, 0-3
Oct. 3	Tennessee Tech	A	L, 0-3
Oct. 9	Eastern Kentucky	H	W, 3-1
Oct. 10	Morehead St.	H	W, 3-1
Oct. 16	SIUE	A	L, 1-3
Oct. 17	Eastern Illinois	A	L, 2-3
Oct. 23	Tennessee St.	A	W, 3-2
Oct. 24	Belmont	A	L, 0-3
Oct. 30	Eastern Illinois	H	W, 3-2
Oct. 31	SIUE	H	W, 3-0
Nov. 6	Austin Peay	A	L, 2-3
Nov. 7	Murray State	A	L, 0-3
Nov. 10	UT Martin	A	L, 0-3
Nov. 14	Jacksonville St.	H	L, 2-3
Ohio Valley Conference Tournament			
Nov. 19	Murray State	A	L, 0-3

2016

7-23

Coach: Julie Yankus

(H: 0-0, A: 0-0, N: 0-0)

Date	Opponent	H/A	Result
------	----------	-----	--------

Aug. 26	New Orleans	H	W, 3-1
Aug. 26	Illinois-Chicago	H	L, 1-3
Aug. 27	Louisiana Tech	H	L, 2-3
Sept. 2	Northwestern St.	N	L, 1-3
Sept. 2	UAB	A	L, 0-3
Sept. 3	Radford	N	L, 0-3
Sept. 5	Evansville	A	L, 2-3
Sept. 9	Valparaiso	A	L, 0-3
Sept. 10	Duquesne	N	L, 2-3
Sept. 10	Central Michigan	N	L, 1-3
Sept. 13	Southern Illinois	H	L, 0-3
Sept. 16	Drake	N	L, 0-3
Sept. 16	Weber State	N	L, 1-3
Sept. 17	Western Illinois	A	L, 0-3
Sept. 23	Austin Peay	A	L, 0-3
Sept. 24	Murray State	A	L, 0-3
Sept. 30	Eastern Illinois	H	W, 3-0
Oct. 1	SIUE	H	L, 2-3
Oct. 4	UT Martin	A	L, 2-3
Oct. 9	Jacksonville St.	A	L, 0-3
Oct. 14	Belmont	H	W, 3-2
Oct. 15	Tennessee State	H	W, 3-1
Oct. 21	Eastern Kentucky	A	L, 2-3
Oct. 22	Morehead State	A	L, 1-3
Oct. 28	Murray State	H	L, 0-3
Oct. 29	Austin Peay	H	L, 2-3
Nov. 4	SIUE	A	L, 1-3
Nov. 5	Eastern Illinois	A	W, 3-0
Nov. 8	UT Martin	H	W, 3-0
Nov. 12	Tennessee Tech	H	W, 3-0

2017

11-20

Coach: Julie Yankus

(H: 0-0, A: 0-0, N: 0-0)


Date	Opponent	H/A	Result
Aug. 25	Fordham	N	L, 1-3
Aug. 25	Alcorn St.	N	W, 3-0
Aug. 26	New Orleans	A	L, 2-3
Sept. 1	Morgan St.	H	W, 3-0
Sept. 1	Ark.-Pine Bluff	H	W,

**DO
YOU
HAVE
THE
WILL
TO**

**make a
medical
discovery?**



**SOUTHEAST MISSOURI
STATE UNIVERSITY · 1873**



THIS IS THE OVC

Now in its 71st year, the Ohio Valley Conference continues to build on the success that has made it the nation's eighth-oldest NCAA Division I conference.

In May 2011 the Conference expanded for the second time in four years, adding Belmont University which began competition in the 2012-13 academic year. The addition of Belmont gave the OVC 12 members, the most the league has had at one time in its illustrious history. The move added a second team in the city of Nashville and was the first addition to the league since Southern Illinois University Edwardsville joined in 2008. Subsequently, the league has shown its stability over the past decade, seeing only one member institution depart over the past 18 years.

The 2009-10 school year saw a change in leadership as Beth DeBauche was named the seventh full-time Commissioner in league history on July 28, 2009. The last three commissioners of the OVC have moved onto jobs as the commissioner of the Big Ten, Big 12 and the Mid-American Conferences.

The OVC's proud history dates back to 1948, but seeds for the new league were actually planted in 1941. It was then that Roy Stewart,

football. With racial barriers broken, the rest of the institutions in the league began to provide educational and athletic opportunities to African-Americans.

After Title IX legislation passed in 1972, women's athletics began a rebirth on the national scene as the NCAA began sponsoring and marketing women's sports. Recognizing the need to provide increased opportunities for female athletes, the OVC began formulating plans for women's athletics in 1975 and established women's championships in the sports of basketball, tennis and track in 1977, with cross country and volleyball added over the next four years. Those sports were initially governed by the Association of Intercollegiate Athletics for Women (AIAW), but the overall strength of women's programs in the league was demonstrated by the automatic bids the OVC instantly received when the NCAA became the governing body in 1982. The conference added women's golf and softball in 1994 and women's soccer in 1998.

Over its 70 years, OVC teams have garnered national championships and bowl games in football, along with national team or individual titles in the sports of rifle, cross country, track

State) to present-day standouts like basketball player Kenneth Faried (Morehead State) and Robert Covington (Tennessee State), football player Jimmy Garoppolo (Eastern Illinois) and baseball players A.J. Ellis (Austin Peay) and Shawn Kelley (Austin Peay). Hamilton is the only athlete to ever play in the NCAA Basketball Championship, a Major League Baseball World Series (New York Yankees) and an NBA Championship Series (Los Angeles Lakers).

The OVC's first volleyball tournament was held in 1981, the same year Eastern Kentucky began a string of six-straight tournament crowns. Former EKV skipper Dr. Geri Polvino compiled a 627-439 record in 32 seasons as head coach of the Colonels, earning OVC Coach of the Year honors eight times. More recently, former Austin Peay coach Cheryl Holt and former Southeast Missouri skipper Cindy Gannon also earned their peers' recognition multiple times with four awards each.

Throughout the last 35 years, 11 different teams have won an OVC regular-season or tournament volleyball crown. Since joining the league in 1991, Southeast Missouri has dominated the scene, winning seven of its

OHIO VALLEY

the athletics director at Murray State, Charles "Turkey" Hughes, the athletics director at Eastern Kentucky, and Kelly Thompson, the public relations director at Western Kentucky, first broached the idea of forming a new conference. Discussions were put on hold by World War II, but reemerged February 27-28, 1948 at the Kentucky Hotel in Louisville as the three original institutions combined with Morehead State, Louisville and Evansville to form the OVC.

In the 1950s, the OVC became a pioneer on a much more significant scale socially. During times of racial segregation, league member Morehead State became one of the first non-traditionally black mid-southern institutions to accept a black student. In 1958 Marshall Banks earned athletically-related aid at Morehead, which signed a second black athlete, Howard Murphy, a year later. In 1961 Murphy earned all-conference recognition as a halfback in

and golf.

The OVC has also produced several Olympic athletes, including Murray State's Morgan Hicks, who was a member of the 2004 United States Olympic Rifle Team and Morehead State's Brian Shimer who competed in five Winter Olympics in bobsled (winning a bronze medal in 2002) and coached the 2010 United States bobsled team to its first gold medal since 1948. Former Morehead State football and Eastern Kentucky track and field athlete Dallas Robinson competed with the U.S. bobsled team during the 2014 Sochi Winter Olympics. In addition, some of the greatest players in professional sports were educated at OVC institutions. The list includes former greats such as football's Phil Simms (Morehead State) and Tony Romo (Eastern Illinois), basketball's Clem Haskins (Western Kentucky) and Bubba Wells (Austin Peay) and two-sport star Steve Hamilton (Morehead

eight regular-season titles during the 1990's, including five straight from 1993-97. The Redhawks have also won five tournament crowns (1994, 1996, 1998, 1999 and 2000). Jacksonville State won back-to-back OVC Tournament Championships (2005, 2006) including going through the OVC undefeated (16-0) in 2006 and winning a NCAA Tournament match in 2010, the league's first NCAA victory since 2000.

Following the 2007 season, Jacksonville State's Abbey Breit was named the OVC Offensive Player of the Year for the third-straight season, becoming the first player in OVC history to accomplish that feat. She was later joined by Murray State's Scottie Ingram who won three-straight awards from 2014-16. Four other individuals - Eastern Kentucky's Angela Boykins (1985-86), Morehead State's Dayle Hammontree (1988-89), Southeast Missouri's Tuba Meto (1996-97) and Morehead

State's Amy Almond (2001-02) – were back-to-back winners of the award.

Morehead State won its fourth-straight OVC volleyball regular season championship in 2013. Over that four-year period (2010-13) the Eagles compiled an impressive 67-3 league record.

The playing field is not the only place where OVC athletes are working hard. The league also recognizes excellence in the classroom. Six Scholar-Athlete Awards are presented yearly to male and female athletes, while others are commended for their academic success by being Medal of Honor recipients or earning a spot on the Commissioner's Honor Roll. Additionally, the league annually presents one institutional Academic Achievement Award, as well as separate team awards in each Conference-sponsored sport. Since the College Sports Information Directors of America (CoSIDA) Academic All-America program began, the Ohio Valley Conference has had 275 student-athletes honored with the award, including 81 over the last eight years (2010-18).

Through the early years of the league, administrators wrestled with fan behavior

has also implemented the OVC Institutional and Team Sportsmanship Awards, which are presented to one institution and 18 sport-specific teams voted by their peers to have best exhibited the standards of sportsmanship and ethical conduct as outlined by the OVC and NCAA.

The vision of leadership demonstrated by the Founding Fathers in 1948 remains alive today as the Ohio Valley Conference prepares for the future. One example is in regard to the current trend in collegiate athletics administration for increased involvement of university presidents in setting policies and making rules. The presidents of OVC institutions, however, have always governed the Conference, long before presidential governance became a national theme.

The Ohio Valley Conference sponsors the following sports: baseball, basketball, cross country, football, golf, tennis and track for men, and basketball, cross country, golf, soccer, softball, tennis, track and volleyball for women. In addition, the OVC also sponsors the combined men's and women's sport of rifle.

Now in its seventh decade of competition, the Ohio Valley Conference has grown

significantly from its humble beginnings while increasing the number of athletics opportunities it provides for students. Current league representatives include charter members Eastern Kentucky University, Morehead State University and Murray State University, along with Austin Peay State University, Belmont University, Eastern Illinois University, Jacksonville State University, Southern Illinois University Edwardsville, Tennessee State University, Tennessee Technological University and the University of Tennessee at Martin.

Updated June 2018

CONFERENCE

due to the close proximity of the Conference members and the intense rivalries which developed. Just as it did decades ago, the OVC took the leadership role on what has become a national issue. In 1995, the OVC implemented a first-of-its-kind "Sportsmanship Statement," a policy which promotes principles of fair play, ethical conduct and respect for one's opponent. The statement has become a model for others to follow across the nation and has answered the challenge of the NCAA Presidents Commission to improve sportsmanship in collegiate athletics.

Additionally, the OVC annually presents the Steve Hamilton Sportsmanship Award, in honor of the former Morehead State student-athlete, coach and athletics director, to a junior or senior student-athlete with significant athletic contributions who best exemplifies the characteristics of sportsmanship and citizenship. Most recently, the Conference



INSPIRING EXCELLENCE
SINCE 1948





2018 OVC VOLLEYBALL CHAMPIONSHIP

The 2018 OVC Volleyball Championship will be held on a three-day span during November 15-19 at the site of the No. 1 seed.

Last season, Austin Peay topped rival Murray State 3-2 in the final to claim its third overall OVC tournament crown and first since 2010.

2018 OVC Championship Schedule

First Round: Thursday, November 15, 2018

Match 1: #3 Seed vs. #6 Seed

Match 2: #2 Seed vs. #7 Seed

Match 3: #4 Seed vs. #5 Seed

Match 4: #1 Seed vs. #8 Seed


Semifinals: Friday, November 16, 2018

Match 5: Winner of Match 1 vs. Winner of Match 2

Match 6: Winner of Match 3 vs. Winner of Match 4

Championship: Saturday, November 17, 2018

Match 7: Semifinal Winners



Beth DeBauche
Commissioner



Kate Barnett
Assistant Commissioner
Championships and
Compliance




Stephanie Castera
Assistant Commissioner
for Institutional
Services/Senior Woman
Administrator



Brian Pulley
Assistant Commissioner for
External Affairs



Kyle Schwartz
Assistant Commissioner for
Media Relations



Travis Tellitocci
Assistant Commissioner
for Football, Basketball and
Officiating




Lauren Berst
Director of Administration



Heather Brown
Director of
Communications



Jon Kuka
General Manager, OVC IMG
Sports Marketing




Bryce Robinson
Director of Digital Media



Jonathan Owens
Assistant Director of
Championships and
Administration



Michael Blalock
Coordinator of Volleyball
Officiating




Matt Young
Coordinator of Football
Officiating



Curtis Shaw
Coordinator of Men's
Basketball Officials



Kim Viera
Coordinator of Soccer
Officials



Paul Guillie
Coordinator of Baseball
Officials





THIS IS SOUTHEAST

BRING YOUR BIG IDEAS.

**And make
them count.**

Your big ideas will be in good company here. Whatever you choose to study, chances are the program is at the head of its class. And if you're at the head of yours, you can join our honors program and elevate your learning experience even further.



SOUTHEAST MISSOURI
STATE UNIVERSITY • 1873



**SOUTHEAST BOASTS 20+ NATIONALLY
AND INTERNATIONALLY ACCREDITED
PROGRAMS, INCLUDING:**

- / ATHLETIC TRAINING
- / BUSINESS
- / CHEMISTRY
- / COMPUTER SCIENCE
- / DIETETICS
- / EDUCATION
- / ENGINEERING PHYSICS
- / INTERIOR DESIGN
- / MASS COMMUNICATION
- / MUSIC
- / NURSING
- / SOCIAL WORK
- / THEATRE



**GETTING INTO MEDICAL
SCHOOL ISN'T EASY —
WE JUST MAKE IT LOOK
THAT WAY. SOUTHEAST'S
PRE-MED STUDENTS ARE
ACCEPTED TO**

**medical
school well
above the
national
average.**

Like our students, Southeast faculty members come from around the country, hailing from leading institutions such as:

- / Boston Conservatory of Music
- / Carnegie Mellon University
- / Harvard University
- / Pennsylvania State University
- / Purdue University
- / Texas A&M University
- / Tulane University
- / University of Florida
- / University of Michigan
- / Vanderbilt University
- / Yale University



**COME HERE
AS A STUDENT.**

**And go
anywhere
as a
teacher.**

Southeast education graduates work as faculty members in school districts across the nation, and in more than 35 countries around the world.

1:21
faculty-
student
ratio

**Full-time
faculty**

lead most classes, not
teaching assistants —
starting with freshman year.

**THE DONALD L. HARRISON
COLLEGE OF BUSINESS
CONSISTENTLY MAKES THE
PRINCETON REVIEW'S LIST OF
top business
schools.**



ROLL UP YOUR SLEEVES AND GET DOWN TO BUSINESS.

Or education, public policy, communications or journalism — whatever your major, expect to learn a lot in class and even more in practice. And here, that practice happens on the latest technology and in real-world settings. You'll experiment and collaborate in just about all of your coursework. And you'll put new knowledge into action right from the start.



YOUR NEXT BIG IDEA could happen anywhere. But you'll give it legs and watch it run at **Catapult Creative House**, our student-run idea incubator and launchpad for innovation. Get to work in our creative labs, 3D modeling and printing gallery, and impact studio. It's where you'll turn your concepts into prototypes, your prototypes into products, and your products into sales.

THE BEST PLACE TO LEARN ABOUT U.S. POLICY is where it's actually being shaped. So you'll go to the **Center for Strategic and International Studies (CSIS) in Washington, D.C.**, for part of our University Studies course. For four exhilarating days, you'll work directly with researchers and consultants who advise national leaders. And if you're really on top of your game, you may end up influencing the strategies you've come to study.



INTERNSHIPS

RÉSUMÉS ARE BUILT—NOT WRITTEN.

The workforce is just that: a force. And it's one you'll meet head on at Southeast Missouri State. We'll help you find internships (that's plural on purpose) and coach you through any challenges or questions that come your way.



SET OUT AND JOIN IN.

Earn your wings early. Chew your way into campus history. Share your musical gift. Meet your new brothers or sisters. Whatever you do — whether it's joining a club or carrying on a tradition — just know that you won't do it alone (except the chewing part).

21

SOCIAL FRATERNITIES AND SORORITIES

Representing the IFC, Panhellenic and NPHC Councils. Many of them call Greek Hill home. And in Fall 2016, a new Greek Village will open on campus, providing an expanded Greek community where thousands of students will make new memories of brotherhood and sisterhood.



180+ student groups

With organizations on campus from A (Adult Recess improv group) to Z (Zeta Phi Beta Sorority), there's something to meet every professional, social, recreational or religious interest. And if you can't find what you're looking for, form your own group.

We honor our heritage by sticking to our traditions.

Some of them, quite literally. For years, students have been making the trek up **Cardiac Hill** (a tradition in its own right) to add their chewing gum to our infamous **Gum Tree**.



MAKE ART THAT INSPIRES.

And do it on
a campus
that's equally
inspiring.



Dobbins River Campus Center


Inside this living-learning center, you can make a masterpiece, make dinner and make your bed without ever leaving the **River Campus**.

In addition to a residence hall, dining facilities and contemporary classrooms, the **Cultural Arts Center** offers professional-level theatres, costume and scene shops, music rehearsal and gallery space, and dance and art studios — each equipped to inspire ovation-worthy works of art.



Built
our R
Miss
arts.
in the
Perfo
Come
the la
breat





on the banks of the Mississippi,
iver Campus is the only one in
ouri dedicated entirely to the
But you don't have to be a student
e Holland School of Visual and
rming Arts to appreciate it.
e catch a performance. Explore
test exhibits. Or just enjoy the
htaking river views.

Five venues for exhibiting your
talent — including theatres, a
recital hall and galleries — set
the stage for

**more than
a hundred
different
events
each year.**

Among our student-produced
musical performances, you'll hear
everything from the classics to the
contemporary — including Brahms'
Double Concerto in A Minor and
Andrew Lipka's *The Addams Family*.



**Southeast makes it
affordable to do what
you dream of doing,
and we're recognized
as one of the country's
institutions with
the least indebted
students.**

LEARN MORE
about our \$17 million in
annual scholarships at
semo.edu/scholarships.

**SEE FOR YOURSELF
WHAT YOU'LL DO HERE**
Call us at (573) 651-2590
or schedule a visit at
semo.edu/visit.

OFFICE OF ADMISSIONS
One University Plaza, MS 3550
Academic Hall 100D
Cape Girardeau, Missouri 63701

573.651.2590
admissions@semo.edu

APPLY
We can't wait to see what you do.
But first, you'll need to get in.
semo.edu/apply

2018 VOLLEYBALL SCHEDULE

Aug. 24	Southern	12 p.m.
	Southeastern Louisiana	3:30 p.m.
Aug. 25	Troy	10 a.m.
Aug. 28	Evansville	6 p.m.
Aug. 31	LOUISIANA MONROE	12:30 p.m.
	RADFORD	7 p.m.
Sept. 1	NORTHWESTERN STATE&	2 p.m.
Sept. 4	SOUTHERN ILLINOIS	6:30 p.m.
Sept. 7	Arkansas State	3:30 p.m.
Sept. 8	Providence	10 a.m.
	Missouri - Kansas City	12:30 p.m.
Sept. 11	Western Illinois	7 p.m.
Sept. 12	Northern Illinois	6 p.m.
Sept. 21	AUSTIN PEAY*	6:30 p.m.
Sept. 22	MURRAY STATE*	2 p.m.
Sept. 28	Eastern Illinois*	7 p.m.
Sept. 29	SIU-Edwardsville*	2 p.m.
Oct. 2	UT MARTIN*	6:30 p.m.

Oct. 6	TENNESSEE TECH*	2 p.m.
Oct. 12	Eastern Kentucky*	5 p.m.
Oct. 13	Morehead State*	1 p.m.
Oct. 19	BELMONT*	6:30 p.m.
Oct. 20	TENNESSEE STATE*	5 p.m.
Oct. 26	Murray State*	7 p.m.
Oct. 27	Austin Peay*	1 p.m.
Nov. 2	SIU-EDWARDSVILLE*	6:30 p.m.
Nov. 3	EASTERN ILLINOIS*	5 p.m.
Nov. 6	UT Martin*	7 p.m.
Nov. 10	Jacksonville State*	2 p.m.
Nov. 15-17	OVC Championship Tournament	TBA

Home Matches in **RED**, played at Houck Field House unless noted. & Denotes match at Saxony Lutheran.

* Denotes Ohio Valley Conference Match.

All times Central and subject to change.

