

YOUR REDHAWKS 2018 SOUTHEAST MISSOURI SOFTBALL

GAMES
36-37



SOUTHEAST MISSOURI (22-13, 6-2) AT EASTERN ILLINOIS (25-8, 4-0)

Date.....Wednesday, April 11, 2018
First Pitch.....3 p.m., CT
Location.....Charleston, Ill.
Facility.....Williams Field (200)
Series Record.....SEMO leads, 41-36
Last Meeting.....EIU 4, SEMO 1
 (Apr. 1, 2018 / Cape Girardeau, Mo.)

Head Coaches.....Mark Redburn (246-327 overall;
 80-100 at SEMO; 36-45 OVC). Kim Schuette
 (393-329-2 overall; 284-220-1 at EIU).

MEDIA COVERAGE


Video.....None
Live Stats.....EIUPanthers.com

SOUTHEAST MISSOURI SPORTS INFORMATION

Softball Contact.....Jeff Honza
Phone / Email.....(573) 651-2933 / redhawk1@me.com

GoSoutheast.com

Social Media



2018 SCHEDULE/RESULTS

February (7-4)

9	vs. South Dakota State !	W, 4-1
9	at Northern Iowa !	L, 0-7
10	vs. UMKC !	W, 13-3 (5)
10	at Northern Iowa !	L, 0-8 (5)
11	vs. Drake !	L, 0-1
23	vs. Evansville #	W, 9-0
23	vs. Alabama State #	W, 14-1 (5)
24	vs. IUPUI #	W, 7-0
24	at Chattanooga #	L, 5-8
25	vs. Western Michigan #	W, 8-7
25	vs. Western Illinois #	W, 2-1

March (12-7, 3-1 OVC)

3	vs. Ohio @	W, 2-1
3	at #22 Kentucky @	L, 2-4
4	vs. Ohio @	L, 1-5
4	at #22 Kentucky @	L, 2-11
9	at Creighton	L, 3-6
10	at Creighton	W, 7-4
10	at Creighton	L, 5-7
13	Indiana State ^{OVC DN}	W, 5-1
13	Indiana State ^{OVC DN}	W, 4-1
17	vs. Tennessee Tech \$	W, 7-3
17	at Memphis \$	W, 8-7
18	vs. South Dakota \$	W, 10-2
18	vs. SIU Edwardsville \$	W, 10-7
21	Missouri ^{OVC DN}	L, 2-10 (5)
21	Missouri ^{OVC DN}	W, 8-2
23	Tennessee Tech*	W, 5-1
23	Tennessee Tech*	W, 4-3
25	Jacksonville State*	L, 0-6
25	Jacksonville State*	W, 7-2

April (3-2, 3-1 OVC)

4	at Southern Illinois	L, 1-2 (9)
7	at Austin Peay*	L, 2-5
7	at Austin Peay*	W, 11-2 (5)
8	at Murray State*	W, 8-7
8	at Murray State*	W, 11-8
11	at Eastern Illinois*	3 p.m.
11	at Eastern Illinois*	5 p.m.
14	SIU Edwardsville* ^{OVC DN}	1 p.m.
14	SIU Edwardsville* ^{OVC DN}	3 p.m.
17	UT Martin* ^{OVC DN}	3 p.m.
17	UT Martin* ^{OVC DN}	5 p.m.
21	at Morehead State*	11 a.m.
21	at Morehead State*	1 p.m.
22	at Eastern Kentucky*	Noon
22	at Eastern Kentucky*	2 p.m.
25	at Saint Louis	4 p.m.
25	at Saint Louis	6 p.m.
28	Tennessee State* ^{OVC DN}	1 p.m.
28	Tennessee State* ^{OVC DN}	3 p.m.
29	Belmont* ^{OVC DN}	1 p.m.
29	Belmont* ^{OVC DN}	3 p.m.

May (0-0)

9-12	OVC Tournament	Oxford, Ala.
------	----------------	--------------

! - UNI Dome Classic (Cedar Falls, Iowa); # - Chattanooga Frost Classic (Chattanooga, Tenn.); @ - John Cropp Classic (Lexington, Ky.); \$ - Memphis Tiger Classic (Memphis, Tenn.); All times are Central and subject to change;
 * - Denotes Ohio Valley Conference Game; Home Games in **Bold**

Redhawks Head to Eastern Illinois

Southeast Missouri (22-13, 6-2) travels to Ohio Valley Conference leader Eastern Illinois (25-8, 4-0) for a midweek matchup Wednesday. The Redhawks and Panthers will play 3 p.m., CT, doubleheader.

Follow the Redhawks

Live stats for Wednesday's doubleheader can be accessed online at EIUPanthers.com. Twitter updates provided @SEMOsoftball.

Series History

Southeast and Eastern Illinois meet for the 78th time Wednesday. The Redhawks hold a 41-36 lead in the all-time series between these teams. Southeast is 13-17 against the Panthers in Charleston. EIU won six of the last seven games of the series and swept the Redhawks, 7-5, 4-1, in a doubleheader last season.

Doubleheader Rescheduled

The Redhawks and Eastern Illinois were initially scheduled to play on Mar. 30, but the doubleheader was rescheduled to Apr. 11 due to inclement weather.

OVC Update

Southeast enters the week at fifth in the Ohio Valley Conference standings with a 6-2 league mark. Eastern Illinois, which has played the fewest conference games in the OVC this year is first with a 4-0 record. Eight of EIU's last nine contests have been either cancelled or postponed.

One More to 100

Sophomore center fielder Rachel Anderson is just one hit away from reaching 100 in her career. Anderson ranks leads the team with 36 hits in 35 starts this season. She also tops the Redhawks in triples (5) and stolen bases (6), and is second in doubles (5) and batting average (.356).

22 Wins

Southeast is 22-13 through 35 games this season. Two more wins will give the Redhawks their most victories in a season under head coach Mark Redburn. Southeast's 23 wins in 2017 currently stand as the most by Southeast with Redburn as its coach. The Redhawks did not get their 22nd win until the end of April last season.

Countdown to 250

Mark Redburn is four wins away from getting 250 in his career as a head coach. Redburn is 246-327 all-time in his 14-year head coaching tenure. That record includes an 80-100 mark as the Redhawks head coach.

Southeast Missouri State REDHAWKS

2018 SOFTBALL NOTES / EASTERN ILLINOIS • APR. 11

Anderson Second in Career Triples

Sophomore center fielder Rachel Anderson hit her team-high fifth triple of the season at Austin Peay (Apr. 6). As a result, Anderson moved into a tie for second all-time in career triples at Southeast. She ranks first in the Ohio Valley Conference and 11th in the nation in triples. Anderson presently has 13 triples in her career. Kathy Rediger (1981-84) holds the school's all-time career triples record with 18. As a team, Southeast is eighth in the nation in triples per game (0.40).

Three-Game Winning Streak

Southeast and Eastern Illinois both enter Wednesday's matchup with winning streaks on the line. The Redhawks have won three in a row and the Panthers have won eight-straight. Southeast is on a winning streak of three or more games for the fifth time this season.

100 in Sight

Catcher Abby Tillotson is two games away from reaching 100 in her Southeast career. Tillotson has played in 98 games and made 79 starts for the Redhawks. She is currently Southeast's third-leading hitter with a .341 average. Tillotson is first on the team in home runs (6) and RBI (29), as well.

Home Run Count

Darby Pruett hit Southeast's 30th home run of the season in the top of the second inning of game two at Murray State (Apr. 8). The Redhawks rank third in the Ohio Valley Conference in home runs as one of three teams in the league with 30 or more this year. One more home run will match Southeast's total of 31 from last season. Addison Barnouski, Sarah Messex and Abby Tillotson lead the team with six home runs each.

Four-Hit Games

Infielders Sarah Messex and Darby Pruett each went 4-for-4 in Southeast's doubleheader sweep of Murray State (Apr. 8), becoming the team's first players to get four hits in a game this season. Messex finished game one at 4-for-4 with two runs scored and two RBI, while Pruett went 4-for-4 with two runs

scored, a home run and four RBI. The four hits were a career-high for both Messex and Pruett. Claire Wernig was the last Redhawk to get four hits in a game vs. Austin Peay on Apr. 30, 2016.

Anderson Puts Together Nice Week

Rachel Anderson hit .438 with multiple hits in three of five starts for Southeast last week. Anderson delivered her team and Ohio Valley Conference high fifth triple of the season to help lead the Redhawks to an 11-2 win over Austin Peay (Apr. 6). She then hit .500 on 4-for-8 hits in a doubleheader sweep of Murray State (Apr. 8). For the week, Anderson had seven hits in 16 at-bats, scored five runs, posted a double, triple, four RBI and one stolen base. She also boasted a .625 slugging percentage and .444 on-base percentage.

Thogmartin Strong in the Circle

Haley Thogmartin went 2-1 with a 1.66 ERA in three appearances and two starts for the Redhawks last week. Thogmartin allowed just three earned runs in 12.2 innings. She also recorded 15 strikeouts with a career-high of seven at Austin Peay (Apr. 6).

Barnouski Named OVC Player of the Week

Sophomore third baseman Addison Barnouski was named the adidas® Ohio Valley Conference Player of the Week on Mar. 26. A native of O'Fallon, Illinois, Barnouski hit safely in five of six games for Southeast last week. She went 6-for-15 at the plate for a .400 batting average. Barnouski scored five runs, hit two doubles, had a pair of home runs and five RBI. She hit a solo home run against Missouri (Mar. 21) and delivered a game-winning two-run home run to help the Redhawks sweep a doubleheader against Tennessee Tech (Mar. 23). Barnouski also recorded a .993 slugging percentage and a .400 on-base percentage. The OVC honor marks the first of Barnouski's career. Eastern Illinois' Jessica Wireman was voted this week's OVC Pitcher of the Week.

Games in Relief

Three Southeast pitchers are among the top in the Ohio Valley Conference in relief games. Freshman Rachel Rook leads the league with 13 relief appearances, while Haley Thogmartin and Alexis Estes are second with 11 apiece. Rook has finished a OVC high 11 games out of the bullpen this season.

Arellanes Out

Outfielder Mykaela Arellanes missed Southeast's last five games with a concussion. Arellanes' return is undetermined at this time. She started 30 games in the outfield, including 26 in right field prior to her injury.

Redhawks Beat Missouri

Southeast ended an 18-game losing streak against in-state foe Missouri when it upended the Tigers, 8-2, in game two of a doubleheader Wednesday. The Redhawks last beat Missouri on Apr. 20, 2000 (5-0). It was the first time Mark Redburn beat the Tigers since he left Missouri in 2009. Redburn previously worked as an assistant coach at Missouri from 2007-09.

Home Record

Southeast is presently 6-2 at the Southeast Softball Complex this season. The Redhawks swept Indiana State (Mar. 13) and Tennessee Tech (Mar. 23) in doubleheaders and split two games with Missouri (Mar. 21) and Jacksonville State (Mar. 25). Southeast is 147-138 all-time on its home diamond.

Krumrey Reaches 10 Wins

Madeline Krumrey became the fourth pitcher in the Ohio Valley Conference to get 10 wins this season when she beat Jacksonville State (Mar. 25). Krumrey is 10-4 overall and 2-1 in OVC play inside the circle this year. It is the third time in her four-year career that she has collected 10 or more wins in a season.

Away from Home

Southeast is 16-11 in games outside of Cape Girardeau this season. The Redhawks are 6-7 in true road games this year.

Southeast Missouri State REDHAWKS

2018 SOFTBALL NOTES / EASTERN ILLINOIS • APR. 11

NUMERICAL ROSTER

No.	Name	Pos.	Ht.	B/T	Cl.	Hometown (High School/College)
1	Claire Wernig	OF	5-4	L/L	Sr.	Imperial, Mo. (Lutheran South)
2	Rachel Anderson	OF	5-3	L/R	So.	Edwardsville, Ill. (Edwardsville)
3	Sarah Messex	INF	5-4	R/R	Jr.	Sullivan, Mo. (Sullivan)
4	Claudia Gallo	OF	5-6	R/R	So.	Arnold, Mo. (Fox)
5	Alexis Estes	P	5-9	R/R	So.	Lane, Ill. (Clinton/Lincoln Land CC)
6	Riley Hayes	C	5-8	R/R	Sr.	Jefferson City, Mo. (Jefferson City)
7	Mykaela Arellanes	OF	5-6	L/L	Jr.	Foristell, Mo. (Holt/Northern Illinois)
8	Parker Bandy	INF	5-7	L/R	Jr.	Springfield, Ill. (Glenwood/Illinois State)
9	Rachel Rook	P	5-11	R/R	Fr.	Republic, Mo. (Republic)
10	Darby Pruett	INF	5-6	R/R	Sr.	Corning, Ark. (Naylor R-2)
11	Danina Marton	INF	5-10	R/R	Fr.	Northridge, Calif. (Grover Cleveland)
12	Addison Barnouski	P/INF	5-9	R/R	So.	O'Fallon, Ill. (O'Fallon Township)
14	Kaylee Anderson	INF/P	5-7	R/R	Fr.	Warrenton, Mo. (Warrenton)
15	Haley Thogmartin	P	5-8	R/R	Jr.	St. Louis, Mo. (Kirkwood)
16	Randi Dae Conway	INF	5-7	S/R	So.	Morganfield, Ky. (Union City)
17	Brooke Rheinecker	OF	5-2	L/R	So.	St. Louis, Mo. (Lindbergh)
18	Mackenzie Long	INF	5-2	L/R	Jr.	Lee's Summit, Mo. (Lee's Summit West)
19	Madeline Krumrey	P	5-8	R/R	Sr.	Wildwood, Mo. (Eureka)
21	Abby Tillotson	C	5-7	R/R	Sr.	O'Fallon, Mo. (Fort Zumwalt North/Three Rivers CC)
22	Madison Harris	INF	5-6	R/R	So.	Imperial, Mo. (Windsor)
24	Rachael Donald	C	5-8	R/R	So.	Dupo, Ill. (Dupo)
26	Ashley Ellis	INF	5-8	R/R	So.	Arnold, Mo. (Fox)

ALPHABETICAL ROSTER

No.	Name	Pos.	Ht.	B/T	Cl.	Hometown (High School/College)
14	Kaylee Anderson	INF/P	5-7	R/R	Fr.	Warrenton, Mo. (Warrenton)
2	Rachel Anderson	OF	5-3	L/R	So.	Edwardsville, Ill. (Edwardsville)
7	Mykaela Arellanes	OF	5-6	L/L	Jr.	Foristell, Mo. (Holt/Northern Illinois)
8	Parker Bandy	INF	5-7	L/R	Jr.	Springfield, Ill. (Glenwood/Illinois State)
12	Addison Barnouski	P/INF	5-9	R/R	So.	O'Fallon, Ill. (O'Fallon Township)
16	Randi Dae Conway	INF	5-7	S/R	So.	Morganfield, Ky. (Union City)
24	Rachael Donald	C	5-8	R/R	So.	Dupo, Ill. (Dupo)
26	Ashley Ellis	INF	5-8	R/R	So.	Arnold, Mo. (Fox)
5	Alexis Estes	P	5-9	R/R	So.	Lane, Ill. (Clinton/Lincoln Land CC)
4	Claudia Gallo	OF	5-6	R/R	So.	Arnold, Mo. (Fox)
22	Madison Harris	INF	5-6	R/R	So.	Imperial, Mo. (Windsor)
6	Riley Hayes	C	5-8	R/R	Sr.	Jefferson City, Mo. (Jefferson City)
19	Madeline Krumrey	P	5-8	R/R	Sr.	Wildwood, Mo. (Eureka)
18	Mackenzie Long	INF	5-2	L/R	Jr.	Lee's Summit, Mo. (Lee's Summit West)
11	Danina Marton	INF	5-10	R/R	Fr.	Northridge, Calif. (Grover Cleveland)
3	Sarah Messex	INF	5-4	R/R	Jr.	Sullivan, Mo. (Sullivan)
10	Darby Pruett	INF	5-6	R/R	Sr.	Corning, Ark. (Naylor R-2)
17	Brooke Rheinecker	OF	5-2	L/R	So.	St. Louis, Mo. (Lindbergh)
9	Rachel Rook	P	5-11	R/R	Fr.	Republic, Mo. (Republic)
15	Haley Thogmartin	P	5-8	R/R	Jr.	St. Louis, Mo. (Kirkwood)
21	Abby Tillotson	C	5-7	R/R	Sr.	O'Fallon, Mo. (Fort Zumwalt North/Three Rivers CC)
1	Claire Wernig	OF	5-4	L/L	Sr.	Imperial, Mo. (Lutheran South)

Head Coach: Mark Redburn (Fourth Year/Missouri-St. Louis, 1993)

Assistant Coaches: Kristen Jones (Third Year/Augusta State, 2012);
Brie Carmack (Second Year/Jacksonville, 2011)

OVC SOFTBALL STANDINGS

School	Conference				Overall			
	W	L	I	Pct.	W	L	I	Pct.
Eastern Illinois	4	0	0	1.000	25	8	0	.758
Jacksonville State	9	1	0	.900	22	16	0	.579
Eastern Kentucky	5	1	0	.833	22	12	0	.647
SIUE	5	1	0	.833	14	11	0	.560
Austin Peay	8	2	0	.800	24	11	0	.686
Southeast Missouri	6	2	0	.750	22	13	0	.629
UT Martin	4	6	0	.400	19	22	0	.463
Morehead State	2	4	0	.333	18	10	0	.643
Tennessee Tech	3	7	0	.300	12	24	0	.333
Belmont	2	6	0	.250	21	11	0	.656
Murray State	0	8	0	.000	10	26	0	.278
Tennessee State	0	10	0	.000	3	36	0	.077

as of Apr. 8, 2018

THIS WEEK'S SCHEDULE

Monday, April 9

UT Martin 3, Murray State 2 (8)

UT Martin 4, Murray State 0

Tuesday, April 10

Kentucky at Eastern Kentucky, 5 p.m.

Middle Tennessee at Belmont, 6 p.m.

Wednesday, April 11

Morehead State at Marshall (2), 12 p.m.

Eastern Kentucky at Western Kentucky, 2 p.m.

Southeast Missouri at Eastern Illinois* (2), 3 p.m.

Middle Tennessee at Austin Peay, 4 p.m.

Southern Illinois at Murray State, 4 p.m.

SIUE at Bradley, 4 p.m.

Evansville at UT Martin (2), 4 p.m.

Belmont at Ole Miss, 6 p.m.

Saturday, April 14

Tennessee State at Eastern Kentucky* (2), 12 p.m.

Morehead State at Belmont* (2), 12 p.m.

Jacksonville State at Austin Peay* (2), 1 p.m.

Eastern Illinois at UT Martin* (2), 1 p.m.

Murray State at Tennessee Tech* (2), 1 p.m.

SIUE at Southeast Missouri* (2), 1 p.m.

Sunday, April 15

Belmont at Eastern Kentucky* (2), 12 p.m.

Murray State at Morehead State* (2), 12 p.m.

Eastern Illinois at SIUE* (2), 1 p.m.

HONORS & AWARDS

OVC Player of the Week

Addison Barnouski, INF, Mar. 26

Southeast Missouri State REDHAWKS

2018 SOFTBALL NOTES / EASTERN ILLINOIS • APR. 11

Everyday Starters

A total of three Redhawks have started all 35 games this season. Rachel Anderson started every contest in center field, Ashley Ellis started every game at first base and Sarah Messex started every contest at short.

Season-High for Krumrey

Madeline Krumrey posted a season-high seven strikeouts in three of her last six starts. Krumrey leads Southeast with 65 strikeouts in 95.2 innings through 19 appearances and 18 starts this year.

Gallo Hits First Career Home Run

Claudia Gallo hit her first career home run in the bottom of the fourth inning of Southeast's 7-2 win over Jacksonville State (Mar. 25). Gallo homered over the right center wall with two outs. She hit the first pitch of her pinch-hit at-bat. Gallo is the ninth Redhawk to hit a home run this season.

Complete Package

Madeline Krumrey tossed her team-high seventh complete game when she beat Jacksonville State for the first time in her career on Mar. 25. The most complete games Krumrey has pitched in a season during her career stands at 13 her freshman campaign in 2015.

Getting Ahead Early

Southeast scored first in 22 games this season. The Redhawks are 18-4 when they score first. In all, Southeast has scored 42 times in the first inning this year.

Double-Digit Runs

For the first time this season, the Redhawks scored double-digit runs in back-to-back games when they beat South Dakota (10-2) and SIU Edwardsville (10-7). Southeast last put up double-digit runs in consecutive games at the beginning of the 2017 campaign when it throttled both Jarvis Christian College (17-2) and Jackson State (13-2). The Redhawks have scored 10 or more runs a total of six times this season.

Memphis Tiger Classic Champions

The Redhawks wrapped up tournament play with a perfect 4-0 record to win the Memphis Tiger Classic on Mar. 17-18. Southeast beat host Memphis, 8-7, South Dakota, 10-2, and fellow Ohio Valley Conference opponents Tennessee Tech (7-3) and SIU Edwardsville (10-7). The Redhawks played in four different tournaments this season and compiled a 12-7 record in those appearances.

Tillotson Gets it Done

Catcher Abby Tillotson hit .438 with seven runs scored, a double, two home runs and six RBI to lead Southeast to a 6-0 record last week. Tillotson hit safely in four of six starts and scored in each of her last four games. She hit a three-run home run in the Redhawks 7-3 victory over Tennessee Tech (Mar. 17) and a solo home run against other fellow Ohio Valley Conference foe SIUE (Mar. 18) at the Memphis Tiger Classic. Tillotson scored all seven of her runs, including a season-high four against the Cougars as Southeast won the tournament. She also finished with three hits in that game. Tillotson drew three walks, boasted a .875 slugging percentage and notched a .550 on-base percentage for the week, as well.

Krumrey Clears 300 Strikeouts

Starting pitcher Madeline Krumrey surpassed 300 career strikeouts when she pitched a complete game victory in game one of Southeast's doubleheader vs. Indiana State (Mar. 13). Krumrey finished with five strikeouts and officially recorded her 300th in the fifth inning. She currently ranks fourth all-time among the school's career leaders with 341 strikeouts. Elaine Fisher (2005-08), Southeast's career strikeout leader, was the last to get 300 or more strikeouts. Fisher finished her career with 510.

Doubleheader Sweeps

The Redhawks have three doubleheader sweeps this season. Southeast beat Indiana State (Mar. 13), 5-1, 4-1, in their home-opener beat Tennessee Tech (Mar. 23), 5-1, 4-3, and upended Murray State (Apr. 8), 8-7, 11-8.

Go Get 'Em Rook

Freshman pitcher Rachel Rook recorded seven strikeouts in four innings of a no-decision during her third start of the season vs. Tennessee Tech (Mar. 17). Rook's seven strikeouts presently tie for most in a game by a Redhawk pitcher this season. The four-inning outing matched her longest of the season.

Complete Games

Pitchers Madeline Krumrey and Haley Thogmartin each threw a complete game to key Southeast's doubleheader sweep of Indiana State (Mar. 13). Krumrey struck out five and walked one in seven innings during game one. Thogmartin followed with two strikeouts and allowed one run in seven frames during the nightcap. Southeast pitchers have thrown four complete games this season.

Nice Defense

Southeast has gone 15 games without an error this season. The Redhawks are 10-5 in such contests. Southeast third in the Ohio Valley Conference with a .967 fielding percentage. The Redhawks made quite a jump in that category after finishing eighth in the OVC in fielding percentage a year ago.

Pulling Rank

The Redhawks are tied for first in the Ohio Valley Conference in runs scored (187), triples (14), walks (111) and batters struck out looking (56) this year. Southeast is also second in RBI (168) and fielding double plays (13). Rachel Anderson is tied for first in the conference in triples (5), while Rachel Rook tops the OVC in games finished (11) and games in relief (13). Ashley Ellis boasts a league-high 1.000 fielding percentage.

Grand Slam for Tillotson

Abby Tillotson hit her first career grand slam to key Southeast's 7-4 victory over Creighton (Mar. 10). Tillotson hit two home runs in Saturday's doubleheader against the Bluejays. She finished the series with six RBI, two runs scored and a .900 slugging percentage.

Southeast Missouri State **REDHAWKS**



- ▶ Head Coach
- ▶ Fourth Year
- ▶ Missouri-St. Louis, 1993

MARK REDBURN

The 2018 season marks the fourth year for Southeast Missouri head coach Mark Redburn.

Mark Redburn has the Southeast Missouri softball program moving in the right direction entering his fourth year at the helm.

Redburn coaches the 42nd team in Southeast softball history in 2018.

Last season, Southeast increased its win total by a +7 margin as the Redhawks went 23-27 overall and finished ninth in the Ohio Valley Conference with an 8-14 mark.

Redburn coached his first OVC Freshman of the Year and third First-Team All-OVC selection in Rachel Anderson. Anderson, also a National Fastpitch Coaches Association Second-Team All-Region pick, led the team in batting average (.412), at-bats (153), hits, doubles (10), triples (8), home runs (7), RBIs (33), total bases (110), slugging percentage (.719), on-base percentage (.483), multi-hit games (21), multi-RBI performances (10) and games started (50). Anderson ended her freshman campaign on an 11-game hitting streak, helping lift the Redhawks to victory in six of their final nine contests of 2017.

The 2017 club finished among

the school's top single-season teams in slugging percentage (6th, .427), on-base percentage (5th, .356), triples (4th, 21), home runs (9th, 31), total bases (9th, 567), stolen bases (2nd, 65), stolen base attempts (1st, 88), opponent batting average (7th, .282), strikeouts/7 innings (7th, 4.17), strikeouts (10th, 194), strikeouts looking (3rd, 61) fewest doubles allowed (8th, 49), fielding percentage (8th, .960), fewest errors (7th, 59) and fewest stolen bases against (3rd, 38).

Pitcher Madeline Krumrey surpassed 200 career strikeouts for Redburn's 2017 squad. Krumrey sets to begin her fourth and final season as the Redhawks top starting pitcher this year.

Redburn picked up his 200th career victory when Southeast beat Austin Peay, 7-4, on Apr. 30, 2016. His 2016 club ranked among the school's top-10 teams in doubles (6th, 69), stolen bases (3rd, 58), walks (8th, 138), home runs (6th, 35) and slugging percentage (6th, .412). Additionally, Redburn coached one All-OVC pick (Savannah Carpenter) that year.

In his first season, Redburn led the Redhawks to an overall record of 19-27 and 12-12 in OVC play during the 2015 campaign. His 19 victories came after Southeast won no more than 15 games in each of the previous two seasons. Redburn's first

club at Southeast also had 12 OVC wins, a +9 increase from the 2014 campaign. In addition, the Redhawks made the OVC Tournament, snapping a streak of three years where they missed the event.

Not only did Redburn earn his 100th career NCAA Division I win in his inaugural season with the Redhawks, but he coached three All-OVC selections and one NFCA All-Region honoree.

Statistically, Southeast finished among the top-five OVC teams in batting average (3rd), slugging percentage (5th), on-base percentage (5th) and hits (5th). The 2015 Redhawks also broke two single-season records with Kayla Fortner establishing new marks in home runs and walks. Southeast tied the OVC single-game mark and set a single-game school record with six home runs, as well. Academically, the Redhawks accumulated a 3.35 grade point average during the 2014-15 academic year as a total of nine players earned NFCA All-

America Scholar-Athlete status for achieving a 3.5 or higher GPA.

The fourth head coach in Redhawk softball history, Redburn won 90 games in five years as head coach at the University of Evansville before accepting the job at Southeast on June 26, 2014.

In 2014, Redburn coached a UE team with five starters that were underclassmen, including four freshmen and one sophomore. The Purple Aces achieved their highest batting average since 2007. Additionally, UE had a freshman lead the team in stolen bases and home runs.

Despite a season that allowed 53 games, the 2013 team had its best season in Redburn's five years at UE. Entering the Missouri Valley Conference Tournament as the No. 7 seed, the Purple Aces beat the No. 6, No. 3 and No. 2 seeds to make their first MVC Championship appearance since 2003. UE finished second with



Southeast Missouri State REDHAWKS

three players garnering All-Tournament team honors.

The 2013 campaign resulted in the most overall wins in a season since 2008 and the best regular-season and conference tournament finish since Redburn's arrival. UE continued its aggressive baserunning with 89 stolen bases, ranking second in the MVC. The pitching staff also rated fourth in the conference.

Redburn's 2012 club saw improvement as well, winning more games than it had the previous season. The Purple Aces stole 79 bases and had two all-conference and one National Fastpitch Coaches Association All-Region selection that year. In 2011, Redburn exposed a young and inexperienced team to some of the top programs in the nation as UE played one of its most difficult schedules. Tennessee, Georgia Tech, Missouri, Ohio State, Texas Tech, South Alabama and Chattanooga were among the stiff competition.

Redburn quickly started to transform the UE program during his first year in 2010. The Purple Aces secured a berth in the MVC Tournament after winning 10 conference games. UE led the MVC with 31 doubles and hit 36 home runs, while producing two all-conference picks.

Academically, Redburn's teams consistently enjoyed success. In fact, each of his last four UE teams accumulated a 3.1 or higher grade point average. He had several student-athletes obtain over a 3.5 GPA and earn academic recognition along the way.

Prior to UE, Redburn spent three years as an assistant coach at the University of Missouri working primarily

with the pitchers and catchers, and serving as recruiting coordinator.

He was part of a coaching staff that compiled an overall record of 137-53. The Tigers registered a school record for victories (50), won the Big 12 Conference Tournament, won their Regional and defeated host UCLA in the Super Regional to advance to the College World Series in 2009. Overall, Redburn coached four all-conference pitchers, including USA National Team Pitcher Chelsea Thomas at Missouri.

Redburn began his collegiate coaching career as head coach at St. Charles (Mo.) Community College from 2001-04. He led the 2003 team to its first Region 16 championship and a seventh-place finish at the National Junior College Athletic Association Division I National Tournament. His 2004 squad set a school record with 33 victories.

Following his stay at St. Charles CC, Redburn spent two seasons as head coach of the new softball program at Jefferson College. In the program's first year of competition, 2006, he led Jefferson to a 49-16 record, Region 16 championship and ninth-place finish at the NJCAA Division I National Tournament. Redburn was honored as the Midwest Community College Athletic Conference Coach of the Year following that season. A native of St. Charles, Missouri, Redburn graduated from the University of Missouri-St. Louis in 1993 and received his master's degree in Athletics/Activities Administration from William Woods University.

He and his wife, Tracy, have two sons, Joe and Jack.

THE MARK REDBURN FILE

Hometown

St. Charles, Mo.

Family

Spouse: Tracy

Sons: Joe, Jack

Education

- Missori-St. Louis, Bachelor of Science in Special Education
- William Woods, Master of Education in Athletics/Activities Administration

REDBURN'S YEAR-BY-YEAR RECORDS

Year	School	Assignment	Record	Conf. Finish	Postseason
2002	St. Charles CC	Head Coach	8-18	-	-
2003	St. Charles CC	Head Coach	9-8	-	-
2004	St. Charles CC	Head Coach	10-10		
2005	Jefferson College	Head Coach	-	Program Preparation Year	-
2006	Jefferson College	Head Coach	49-16	1st Region 16	-
2007	Missouri	Assistant Coach	40-23, 13-4	3rd Big 12	-
2008	Missouri	Assistant Coach	47-17, 11-6	3rd Big 12	
2009	Missouri	Assistant Coach	50-12, 12-6	2nd Big 12	1st Big 12 Tourn., NCAA Midwest Regional Champions, NCAA Super Regional Champions, 8th in College World Series
2010	Evansville	Head Coach	18-34, 10-16	t7th MVC	-
2011	Evansville	Head Coach	12-42, 6-21	9th MVC	-
2012	Evansville	Head Coach	18-37, 8-19	8th MVC	-
2013	Evansville	Head Coach	23-30, 11-12	7th MVC	2nd MVC Tourn.
2014	Evansville	Head Coach	19-32, 7-19	10th MVC	-
2015	Southeast Missouri	Head Coach	19-27, 12-12	7th OVC	8th OVC Tourn.
2016	Southeast Missouri	Head Coach	16-33, 10-17	10th OVC	-
2017	Southeast Missouri	Head Coach	23-27, 8-14	9th OVC	-
2018	Southeast Missouri	Head Coach	22-13, 6-2	-	-

Overall Record as a Head Coach: 246-327 (14 years)

Record at Southeast Missouri, 80-100, 36-45 Ohio Valley Conference (3 years)

Record at Evansville, 90-175, 42-87 Missouri Valley Conference (5 years)

Record at Jefferson College, 49-16 (2 years)

Record at St. Charles CC: 27-36 (3 years)

Record as a college assistant: 137-52 (3 years)

Redburn by the Numbers

- 30 OVC Commissioner's Honor Roll Selections
- 19+ Academic All-Americans
- 11 NJCAA All-Region 16 Players
- 9 NFCA All-America Scholar-Athletes
- 6 All-MVC Players
- 6 MVC Scholar-Athletes
- 4 All-Americans
- 4 MCCAC All-Conference Players
- 4 OVC Medal of Honor Recipients
- 3 First-Team All-OVC Selections
- 3 OVC All-Newcomer Selections
- 3 OVC Players of the Week
- 3 MVC Players of the Week
- 2 NFCA All-Region Selections
- 1 OVC Freshman of the Year
- 1 Second-Team All-OVC Selection

Coaching Honors

- 2009 Midwest Coaching Staff of the Year
- 2006 Region 16 and MCCAC Coach of the Year
- 2003 Region 16 Coach of the Year

Southeast Missouri State REDHAWKS

2018 SOFTBALL STATISTICS



2018 Southeast Missouri Softball Overall Statistics for Southeast Missouri (as of Apr 08, 2018) (All games Sorted by Batting avg)



Record: 22-13 Home: 6-2 Away: 6-7 Neutral: 10-4 OVC: 6-2

Player	avg	gp-gs	ab	r	h	2b	3b	hr	rbi	tb	slg%	bb	hp	so	gdp	ob%	sf	sh	sb-att	po	a	e	fld%
7 ARELLANES, Mykaela	.360	30-30	89	20	32	5	2	2	15	47	.528	18	1	7	0	.468	1	0	5-6	41	1	2	.955
2 ANDERSON, Rachel	.356	35-35	101	26	36	5	5	1	18	54	.535	14	2	17	0	.441	1	3	6-10	61	4	1	.985
21 TILLOTSON, Abby	.341	35-34	91	23	31	5	0	6	29	54	.593	15	3	15	0	.438	3	0	2-2	100	5	0	1.000
3 MESSEX, Sarah	.301	35-35	93	19	28	3	1	6	25	51	.548	10	5	15	0	.391	2	0	2-4	51	49	5	.952
12 BARNOUSKI, Addison	.294	33-32	85	23	25	8	1	6	19	53	.624	6	1	16	0	.344	1	2	4-4	22	52	8	.902
8 BANDY, Parker	.289	34-33	83	17	24	4	2	1	15	35	.422	13	1	16	1	.384	2	0	3-4	53	50	10	.912
26 ELLIS, Ashley	.272	35-35	92	15	25	3	1	5	21	45	.489	15	2	28	2	.385	0	1	1-1	206	7	0	1.000
17 RHEINECKER, Brooke	.193	32-24	57	9	11	1	0	0	1	12	.211	2	0	5	0	.220	0	4	3-4	17	1	0	1.000
6 HAYES, Riley	.173	26-21	52	3	9	2	1	1	6	16	.308	9	0	14	1	.290	1	1	0-0	76	8	1	.988

11 MARTON, Danina	.500	3-0	2	0	1	0	0	0	0	1	.500	0	0	0	0	.500	0	0	0-0	0	0	0	.000
10 PRUETT, Darby	.250	15-3	20	2	5	2	0	1	7	10	.500	1	0	3	1	.286	0	0	0-0	4	6	2	.833
4 GALLO, Claudia	.233	23-13	30	5	7	1	1	1	3	13	.433	2	2	10	0	.324	0	0	1-1	13	1	1	.933
16 CONWAY, Randi Dae	.219	26-10	32	11	7	1	0	0	1	8	.250	2	0	6	0	.265	0	2	3-4	9	4	1	.929
22 HARRIS, Madison	.133	29-5	30	7	4	0	0	0	5	4	.133	1	0	9	0	.156	1	0	3-4	0	0	0	.000
14 ANDERSON, Kaylee	.071	11-3	14	1	1	0	0	0	0	1	.071	1	0	5	0	.133	0	1	0-0	8	6	0	1.000
1 WERNIG, Claire	.000	13-2	15	1	0	0	0	0	1	0	.000	1	0	5	0	.063	0	1	1-2	1	0	0	1.000
24 DONALD, Rachael	.000	6-0	5	1	0	0	0	0	2	0	.000	1	1	2	0	.286	0	0	1-1	5	0	0	1.000
5 ESTES, Alexis	.000	1-0	2	0	0	0	0	0	0	0	.000	0	0	0	0	.000	0	0	0-0	1	7	0	1.000
18 LONG, Mackenzie	.000	12-0	1	4	0	0	0	0	0	0	.000	0	1	0	0	.500	0	0	2-2	0	0	0	.000
Totals	.275	35	894	187	246	40	14	30	168	404	.452	111	19	173	5	.363	12	15	37-49	678	233	31	.967
Opponents	.272	35	905	144	246	33	4	30	137	377	.417	85	19	165	3	.346	2	19	21-26	671	257	42	.957

LOB - Team (194), Opp (208). DPs turned - Team (13), Opp (10). CI - Team (0), Opp (1). IBB - Team (0), Opp (4).

(All games Sorted by Earned run avg)

Player	era	w-l	app	gs	cg	sho	sv	ip	h	r	er	bb	so	2b	3b	hr	b/avg	wp	hp	bk	sfa	sha
15 THOGMARTIN, Haley	2.79	7-5	20	9	1	0/2	1	65.1	78	34	26	17	45	8	1	8	.291	0	4	0	1	4
19 KRUMREY, Madeline	3.80	10-4	19	18	7	0/0	1	95.2	109	60	52	34	65	20	2	7	.282	8	8	0	1	9

9 ROOK, Rachel	3.50	2-3	16	3	0	0/0	2	32.0	25	18	16	17	39	3	1	7	.214	0	1	0	0	2
14 ANDERSON, Kaylee	4.85	0-0	3	0	0	0/0	0	4.1	5	3	3	1	1	1	0	0	.333	0	2	0	0	1
5 ESTES, Alexis	5.62	3-1	16	5	0	0/2	0	28.2	29	29	23	16	15	1	0	8	.244	7	4	0	0	3
Totals	3.72	22-13	35	35	8	2/2	4	226.0	246	144	120	85	165	33	4	30	.272	15	19	0	2	19
Opponents	4.78	13-22	35	35	10	4/2	2	222.2	245	187	152	111	173	40	14	30	.275	18	19	0	12	15

PB - Team (3), TILLOTSON 3, Opp (12). Pickoffs - Team (4), TILLOTSON 2, KRUMREY 1, HAYES 1. SBA/ATT - HAYES (11-13), KRUMREY (11-12), TILLOTSON (10-11), THOGMARTIN (4-5), ROOK (3-5), ESTES (2-2), K. ANDERSON (1-2).

Southeast Missouri State REDHAWKS

2018 RESULTS



2018 Southeast Missouri Softball Game Results for Southeast Missouri (as of Apr 09, 2018) (All games)



Date	Opponent	Score	Inns	Overall	OVC	Pitcher of record	Attend	Time
! 02-09-18	vs South Dakota State	w 4-1	7	1-0-0	0-0-0	KRUMREY (W 1-0)	95	1:48
! 02-09-18	at UNI	L 0-7	7	1-1-0	0-0-0	THOGMARTIN (L 0-1)	155	1:40
! 02-10-18	vs UMKC	w 13-3	5	2-1-0	0-0-0	ESTES (W 1-0)	65	1:50
! 02-10-18	vs UNI	L 0-8	5	2-2-0	0-0-0	KRUMREY (L 1-1)	130	1:20
! 02-11-18	vs Drake	L 0-1	7	2-3-0	0-0-0	ROOK (L 0-1)	80	1:30
% 02-23-18	vs Evansville	w 9-0	6	3-3-0	0-0-0	ESTES (W 2-0)	77	1:50
% 02-23-18	at Alabama State	w 14-1	5	4-3-0	0-0-0	KRUMREY (W 2-1)	50	1:30
% 02-24-18	vs IUPUI	w 7-0	7	5-3-0	0-0-0	ESTES (W 3-0)	68	1:52
% 02-24-18	at Chattanooga	L 5-8	7	5-4-0	0-0-0	ROOK (L 0-2)	210	2:21
% 02-25-18	vs Western Michigan	w 8-7	7	6-4-0	0-0-0	THOGMARTIN (W 1-1)	53	2:33
% 02-25-18	vs Western Illinois	w 2-1	7	7-4-0	0-0-0	KRUMREY (W 3-1)	73	1:48
# 03-03-18	vs Ohio	w 2-1	7	8-4-0	0-0-0	KRUMREY (W 4-1)	250	1:53
# 03-03-18	at #22 Kentucky	L 2-4	7	8-5-0	0-0-0	THOGMARTIN (L 1-2)	678	2:09
# 03-04-18	vs Ohio	L 1-5	7	8-6-0	0-0-0	THOGMARTIN (L 1-3)	0	2:13
# 03-04-18	vs #22 Kentucky	L 2-11	7	8-7-0	0-0-0	KRUMREY (L 4-2)	0	2:07
03-09-18	at Creighton	L 3-6	7	8-8-0	0-0-0	ROOK (L 0-3)	157	2:05
03-10-18	at Creighton-1	w 7-4	7	9-8-0	0-0-0	THOGMARTIN (W 2-3)	-	2:10
03-10-18	at Creighton-2	L 5-7	7	9-9-0	0-0-0	KRUMREY (L 4-3)	213	1:50
03-13-18	INDIANA STATE-1	w 5-1	7	10-9-0	0-0-0	KRUMREY (W 5-3)	190	1:35
03-13-18	INDIANA STATE-2	w 4-1	7	11-9-0	0-0-0	THOGMARTIN (W 3-3)	200	1:48
\$ 03-17-18	vs Tennessee Tech	w 7-3	7	12-9-0	0-0-0	THOGMARTIN (W 4-3)	63	1:56
\$ 03-17-18	at Memphis	w 8-7	7	13-9-0	0-0-0	KRUMREY (W 6-3)	176	2:24
\$ 03-18-18	vs South Dakota	w 10-2	5	14-9-0	0-0-0	KRUMREY (W 7-3)	97	1:44
\$ 03-18-18	vs SIUE	w 10-7	7	15-9-0	0-0-0	THOGMARTIN (W 5-3)	114	2:08
03-21-18	MISSOURI-1	L 2-10	5	15-10-0	0-0-0	ESTES (L 3-1)	240	1:42
03-21-18	MISSOURI-2	w 8-2	7	16-10-0	0-0-0	KRUMREY (W 8-3)	225	1:53
* 03-23-18	TENNESSEE TECH-1	w 5-1	7	17-10-0	1-0-0	KRUMREY (W 9-3)	123	1:28
* 03-23-18	TENNESSEE TECH-2	w 4-3	7	18-10-0	2-0-0	ROOK (W 1-3)	142	1:39
* 03-25-18	JACKSONVILLE STATE-1	L 0-6	7	18-11-0	2-1-0	THOGMARTIN (L 5-4)	120	1:58
* 03-25-18	JACKSONVILLE STATE-2	w 7-2	7	19-11-0	3-1-0	KRUMREY (W 10-3)	115	1:57
04-05-18	at Southern Illinois	L 1-2	(9)	19-12-0	3-1-0	THOGMARTIN (L 5-5)	174	2 hr
* 04-06-18	at Austin Peay-1	L 2-5	7	19-13-0	3-2-0	KRUMREY (L 10-4)	-	1:48
* 04-06-18	at Austin Peay-2	w 11-2	5	20-13-0	4-2-0	THOGMARTIN (W 6-5)	110	1:35
* 04-08-18	at Murray St.-1	w 8-7	7	21-13-0	5-2-0	ROOK (W 2-3)	-	2:27
* 04-08-18	at Murray St.-2	w 11-8	7	22-13-0	6-2-0	THOGMARTIN (W 7-5)	374	1:55

! = Northern Iowa Dome Classic (Cedar Falls, Iowa)

% = Frost Classic (Chattanooga, Tenn.)

= John Cropp Classic (Lexington, Ky.)

\$ = Memphis Tiger Classic (Memphis, Tenn.)

* = Conference game

() extra inning game

Southeast Missouri State REDHAWKS

SEASON/CAREER-HIGHS

Multiple-Hit Games

Player	2	3	4	5+	Total
Mykaela Arellanes	11	1	-	-	12
Rachel Anderson	6	3	-	-	9
Abby Tillotson	6	-	-	-	6
Ashley Ellis	5	-	-	-	5
Sarah Messex	3	1	1	-	5
Addison Barnouski	4	-	-	-	4
Parker Bandy	3	-	-	-	3
Randi Dae Conway	2	-	-	-	2
Brooke Rheinecker	1	-	-	-	1
Riley Hayes	1	-	-	-	1
Claudia Gallo	1	-	-	-	1
Darby Pruett	-	-	1	-	1

Multiple-RBI Games

Player	2	3	4	5+	Total
Abby Tillotson	2	3	1	-	6
Sarah Messex	5	1	-	-	6
Rachel Anderson	4	2	-	-	6
Ashley Ellis	2	2	-	-	4
Mykaela Arellanes	4	-	-	-	4
Addison Barnouski	4	-	-	-	4
Parker Bandy	3	-	-	-	3
Rachael Donald	1	-	-	-	1
Claudia Gallo	1	-	-	-	1
Darby Pruett	-	-	1	-	1

Inning-by-Inning Summary

Inning	SEMO	Opp.
First	42	27
Second	19	10
Third	42	21
Fourth	22	28
Fifth	30	24
Sixth	22	22
Seventh	10	11
Extra	0	1
Totals	187	144

Inning-by-Inning Summary (OVC Games)

Inning	SEMO	Opp.
First	7	7
Second	6	2
Third	4	8
Fourth	9	8
Fifth	10	0
Sixth	8	5
Seventh	4	4
Extra	0	0
Totals	48	34

Current Hitting Streaks

Player	Games	Started
Parker Bandy	6	3/25
Rachel Anderson	4	4/6

Current Reached Base Streaks

Player	Games	Started
Abby Tillotson	10	3/21
Sarah Messex	8	3/23
Parker Bandy	7	3/25

Career Multiple-Hit Games

Player	2	3	4	5+	Total
Rachel Anderson	21	6	-	-	27
Claire Wernig	22	2	1	-	25
Mykaela Arellanes	21	2	-	-	23
Sarah Messex	13	-	1	-	14
Riley Hayes	12	1	-	-	13
Parker Bandy	10	1	-	-	11
Ashley Ellis	11	-	-	-	11
Abby Tillotson	10	-	-	-	10
Darby Pruett	9	-	1	-	10
Addison Barnouski	7	2	-	-	9
Brooke Rheinecker	7	1	-	-	8
Madison Harris	5	1	-	-	6
Claudia Gallo	2	1	-	-	3
Randi Dae Conway	2	-	-	-	2

Career Multiple-RBI Games

Player	2	3	4	5+	Total
Rachel Anderson	10	6	-	-	16
Abby Tillotson	7	4	1	-	12
Darby Pruett	8	1	2	-	11
Sarah Messex	5	4	-	-	9
Riley Hayes	6	2	-	-	8
Ashley Ellis	5	2	-	1	8
Parker Bandy	7	1	-	-	8
Addison Barnouski	7	1	-	-	8
Claire Wernig	3	3	-	-	6
Mykaela Arellanes	5	1	-	-	6
Claudia Gallo	3	-	-	-	3
Madison Harris	2	-	-	-	2
Brooke Rheinecker	-	1	-	-	1

14 Kaylee Anderson

2018 Season/Career-Highs

At-Bats.....	3, at Kentucky (3/4)
Runs.....	1, at Memphis (3/17)
Hits.....	1, vs. Drake (2/11)
Doubles.....	-
Triples.....	-
Home Runs.....	-
RBI.....	2, 3x, last at Austin Peay (4/6)
Stolen Bases.....	-

2018 Pitching Season/Career-Highs

Innings Pitched.....	2.0, at Creighton (3/10)
Fewest Hits.....	1, vs. Western Michigan (2/25)
Most Hits.....	2, 2x, last at Creighton (3/10)
Fewest Runs.....	0, at Creighton (3/10)
Most Runs.....	2, vs. Western Michigan (2/25)
Fewest Walks.....	0, 2x, last vs. Western Michigan (2/25)
Strikeouts.....	1, at Creighton (3/10)

2 Rachel Anderson

2018 Season-Highs

At-Bats.....	4, 8x, last at Murray State (4/8)
Runs.....	3, 2x, last at Chattanooga (2/24)
Hits.....	3, 3x, last at Creighton (3/9)
Doubles.....	1, 5x, last at Murray State (4/8)
Triples.....	1, 5x, last at Austin Peay (4/6)
Home Runs.....	1, at Chattanooga (2/24)
RBI.....	3, 2x, at Austin Peay (4/6)
Stolen Bases.....	1, 6x, last at Murray State (4/8)

Career-Highs

At-Bats.....	5, at SIU Edwardsville (4/14/17)
Runs.....	3, 5x, last at Chattanooga (2/24/18)
Hits.....	3, 7x, last at Creighton (3/9)
Doubles.....	1, 14x, last at Murray State (4/8)
Triples.....	2, 2x, last at Alcorn State (2/25/17)
Home Runs.....	1, 8x, last at Chattanooga (2/24/18)
RBI.....	3, 6x, last at Austin Peay (4/6)
Stolen Bases.....	2, 2x, last vs. Alabama State (3/12/17)

7 Mykaela Arellanes

2018 Season-Highs

At-Bats.....	4, 8x, last vs. SIU Edwardsville (3/18)
Runs.....	2, 5x, last vs. Missouri (3/21)
Hits.....	3, vs. UMKC (2/10)
Doubles.....	1, 5x, last vs. South Dakota (3/18)
Triples.....	1, 2x, last vs. Evansville (2/23)
Home Runs.....	1, 2x, last vs. Missouri (3/21)
RBI.....	2, 3x, last vs. Missouri (3/21)
Stolen Bases.....	1, 5x, last at Creighton (3/10)

Career-Highs

At-Bats.....	4, 23x, last vs. SIU Edwardsville (3/18/18)
Runs.....	3, vs. Jarvis Christian College (2/11/17)
Hits.....	3, 3x, last vs. UMKC (2/10/18)
Doubles.....	2, vs. Tennessee State (2/11/17)
Triples.....	2, vs. Jarvis Christian College (2/11/17)
Home Runs.....	1, 5x, last vs. Missouri (3/21/18)
RBI.....	3, vs. Jarvis Christian College (2/11/17)
Stolen Bases.....	4, vs. Alabama A&M (3/11/17)

8 Parker Bandy

2018 Season-Highs

At-Bats.....	4, 3x, last at Murray State (4/8)
Runs.....	2, 4x, last at Murray State (4/8)
Hits.....	2, 3x, last at Austin Peay (4/6)
Doubles.....	1, 4x, last at Austin Peay (4/6)
Triples.....	1, 2x, last at Murray State (4/8)
Home Runs.....	1, at Creighton (3/10)
RBI.....	2, 3x, last at Austin Peay (4/6)
Stolen Bases.....	1, 3x, last vs. Indiana State (3/13)

Career-Highs

At-Bats.....	5, at SIU Edwardsville (4/14/17)
Runs.....	2, 7x, last at Murray State (4/8/18)
Hits.....	2, 11x, last at Austin Peay (4/6/18)
Doubles.....	1, 10x, last at Austin Peay (4/6/18)
Triples.....	1, 5x, last at Murray State (4/8/18)
Home Runs.....	1, 3x, last at Creighton (3/10)
RBI.....	3, vs. Alabama State (3/12/17)
Stolen Bases.....	2, vs. Tennessee State (2/11/17)

12 Addison Barnouski

2018 Season-Highs

At-Bats.....	4, 3x, last at Murray State (4/8)
Runs.....	3, at Murray State (4/8)
Hits.....	2, 5x, last at Murray State (4/8)
Doubles.....	1, 8x, last at Murray State (4/8)
Triples.....	1, vs. South Dakota (3/18)
Home Runs.....	1, 6x, last at Murray State (4/8)
RBI.....	2, 7x, last at Murray State (4/8)
Stolen Bases.....	1, 4x, last at Murray State (4/8)

Career-Highs

At-Bats.....	4, 7x, last at Murray State (4/8/18)
Runs.....	3, at Murray State (4/8/18)
Hits.....	3, 2x, last at Alcorn State (2/25/17)
Doubles.....	1, 11x, last at Murray State (4/8/18)
Triples.....	1, vs. South Dakota (3/18/18)
Home Runs.....	1, 7x, last at Murray State (4/8/18)
RBI.....	3, at Alcorn State (2/25/17)
Stolen Bases.....	2, at Jackson State (2/12/17)

Pitching Career-Highs

Innings Pitched.....	2.0, vs. Jarvis Christian College (2/11/17)
Fewest Hits.....	1, at Jackson State (2/12/17)
Most Hits.....	4, 2x, last vs. Middle Tennessee (2/17/17)
Fewest Runs.....	0, at Jackson State (2/12/17)
Most Runs.....	4, vs. Middle Tennessee (2/17/17)
Fewest Walks.....	0, 2x, last at Jackson State (2/12/17)
Strikeouts.....	1, vs. Middle Tennessee (2/17/17)

16 Randi Dae Conway

2018 Season-Highs

At-Bats.....	5, at Memphis (3/17)
Runs.....	2, at Austin Peay (4/6)
Hits.....	2, 2x, last vs. South Dakota (3/18)
Doubles.....	1, at Austin Peay (4/6)
Triples.....	-
Home Runs.....	-
RBI.....	1, at Austin Peay (4/6)
Stolen Bases.....	1, 3x, last at Austin Peay (4/6)

Career-Highs

At-Bats.....	5, at Memphis (3/17/18)
Runs.....	2, 2x, last at Austin Peay (4/6/18)
Hits.....	2, 2x, last vs. South Dakota (3/18/18)
Doubles.....	1, at Austin Peay (4/6/18)
Triples.....	-
Home Runs.....	-
RBI.....	1, at Austin Peay (4/6/18)
Stolen Bases.....	1, 3x, last at Austin Peay (4/6/18)

Southeast Missouri State REDHAWKS

SEASON/CAREER-HIGHS

24 Rachael Donald

2018 Season-Highs	
At-Bats.....	2, at Creighton (3/10)
Runs.....	1, at Alabama State (2/23)
Hits.....	-
Doubles.....	-
Triples.....	-
Home Runs.....	-
RBI.....	2, at Alabama State (2/23)
Stolen Bases.....	1, at Alabama State (2/23)

Career-Highs	
At-Bats.....	2, 2x, last at Creighton (3/10/18)
Runs.....	2, vs. Jarvis Christian College (2/11/17)
Hits.....	1, vs. Jarvis Christian College (2/11/17)
Doubles.....	-
Triples.....	-
Home Runs.....	-
RBI.....	2, at Alabama State (2/23/18)
Stolen Bases.....	1, at Alabama State (2/23/18)

26 Ashley Ellis

2018 Season-Highs	
At-Bats.....	4, 3x, last at Murray State (4/8)
Runs.....	2, 4x, last vs. SIU Edwardsville (3/18)
Hits.....	2, 6x, last at Murray State (4/8)
Doubles.....	2, vs. Evansville (2/23)
Triples.....	1, vs. SIU Edwardsville (3/18)
Home Runs.....	2, vs. Western Michigan (2/25)
RBI.....	3, 3x, last vs. Missouri (3/21)
Stolen Bases.....	1, vs. South Dakota State (2/9)

Career-Highs	
At-Bats.....	5, at Tennessee State (4/29/17)
Runs.....	2, 4x, last vs. SIU Edwardsville (3/18/18)
Hits.....	2, 14x, last at Murray State (4/8/18)
Doubles.....	2, vs. Evansville (2/23/18)
Triples.....	1, 3x, last vs. SIU Edwardsville (3/18/18)
Home Runs.....	2, vs. Western Michigan (2/25/18)
RBI.....	5, at Jackson State (2/12/17)
Stolen Bases.....	1, 2x, last vs. South Dakota State (2/9/18)

5 Alexis Estes

2018 Season-Highs	
Innings Pitched.....	4.2, vs. IUPUI (2/24)
Fewest Hits.....	0, at Southern Illinois (4/5)
Most Hits.....	3, 5x, last vs. SIU Edwardsville (3/18)
Fewest Runs.....	0, 4x, last at Austin Peay (4/6)
Most Runs.....	5, at Northern Iowa (2/9)
Fewest Walks.....	0, 4x, last at Austin Peay (4/6)
Strikeouts.....	5, vs. Evansville (2/23)

Career-Highs	
Innings Pitched.....	7.0, 3x, last vs. Eastern Kentucky (4/23/17)
Fewest Hits.....	0, 2x, last at Southern Illinois (4/5/18)
Most Hits.....	13, at Missouri (4/18/17)
Fewest Runs.....	0, 10x, last at Austin Peay (4/6/18)
Most Runs.....	8, at Missouri (4/18/17)
Fewest Walks.....	0, 9x, last at Austin Peay (4/6/18)
Strikeouts.....	8, 2x, last vs. Eastern Kentucky (4/23/17)

4 Claudia Gallo

2018 Season-Highs	
At-Bats.....	3, 5x, last at Southern Illinois (4/5)
Runs.....	2, vs. IUPUI (2/24)
Hits.....	2, vs. IUPUI (2/24)
Doubles.....	1, at Alabama State (2/23)
Triples.....	1, vs. IUPUI (2/24)
Home Runs.....	1, vs. Jacksonville State (3/25)
RBI.....	2, vs. Jacksonville State (3/25)
Stolen Bases.....	1, vs. Tennessee Tech (3/17)

Career-Highs	
At-Bats.....	4, vs. Murray State (4/9/17)
Runs.....	2, vs. IUPUI (2/24/18)
Hits.....	3, vs. Murray State (4/9/17)
Doubles.....	1, at Alabama State (2/23/18)
Triples.....	1, 3x, last vs. IUPUI (2/24/18)
Home Runs.....	1, vs. Jacksonville State (3/25/18)
RBI.....	2, 3x, last vs. Jacksonville State (3/25/18)
Stolen Bases.....	1, 4x, last vs. Tennessee Tech (3/17/18)

22 Madison Harris

2018 Season-Highs	
At-Bats.....	4, at Murray State (4/8)
Runs.....	1, 7x, last at Murray State (4/8)
Hits.....	1, 4x, last vs. South Dakota (3/18)
Doubles.....	-
Triples.....	-
Home Runs.....	-
RBI.....	2, at Memphis (3/17)
Stolen Bases.....	1, 3x, last vs. South Dakota (3/18)

Career-Highs	
At-Bats.....	4, 6x, last at Murray State (4/8/18)
Runs.....	2, 3x, last vs. Eastern Illinois (4/1/17)
Hits.....	3, vs. UMKC (3/17/17)
Doubles.....	1, 2x, last vs. Eastern Illinois (4/1/17)
Triples.....	-
Home Runs.....	1, at Kansas (3/19/17)
RBI.....	2, 3x, last at Memphis (3/17/18)
Stolen Bases.....	1, 4x, last vs. South Dakota (3/18/18)

6 Riley Hayes

2018 Season-Highs	
At-Bats.....	3, 9x, last at Austin Peay (4/6)
Runs.....	1, 3x, last at Memphis (3/17)
Hits.....	2, vs. UMKC (2/10)
Doubles.....	1, 2x, last vs. Jacksonville State (3/25)
Triples.....	1, at Creighton (3/9)
Home Runs.....	1, at Creighton (3/10)
RBI.....	2, 2x, last at Memphis (3/17)
Stolen Bases.....	-

Career-Highs	
At-Bats.....	7, vs. Eastern Illinois (5/7/15)
Runs.....	1, 29x, last at Memphis (3/17/18)
Hits.....	3, vs. Eastern Illinois (5/7/15)
Doubles.....	2, at SIU Edwardsville (4/2/16)
Triples.....	1, 2x, last at Creighton (3/9/18)
Home Runs.....	1, 10x, last at Creighton (3/10/18)
RBI.....	3, 2x, last at Austin Peay (5/3/15)
Stolen Bases.....	1, 5x, last vs. Morehead State (4/22/17)

19 Madeline Krumrey

2018 Season-Highs	
Innings Pitched.....	7.0, 6x, last vs. Jacksonville State (3/25)
Fewest Hits.....	0, at Creighton (3/10)
Most Hits.....	11, at Austin Peay (4/6)
Fewest Runs.....	0, at Creighton (3/10)
Most Runs.....	7, 5x, last at Murray State (4/8)
Fewest Walks.....	0, at Creighton (3/10)
Strikeouts.....	7, 3x, last vs. Jacksonville State (3/25)

Career-Highs	
Innings Pitched.....	10.0, 2x, last vs. Eastern Illinois (5/7/15)
Fewest Hits.....	0, 5x, last at Creighton (3/10/18)
Most Hits.....	13, 4x, last vs. Murray State (4/9/17)
Fewest Runs.....	0, 19x, last at Creighton (3/10/18)
Most Runs.....	10, at Austin Peay (5/3/15)
Fewest Walks.....	0, 18x, last at Creighton (3/10/18)
Strikeouts.....	9, 2x, last vs. Eastern Illinois (4/26/15)

18 Mackenzie Long

2018 Season-Highs	
At-Bats.....	1, vs. South Dakota (3/18)
Runs.....	1, 4x, last at Murray State (4/8)
Hits.....	-
Doubles.....	-
Triples.....	-
Home Runs.....	-
RBI.....	-
Stolen Bases.....	1, 2x, last vs. Indiana State (3/13)

Career-Highs	
At-Bats.....	3, 2x, last at Eastern Kentucky (4/23/16)
Runs.....	1, 7x, last at Murray State (4/8/18)
Hits.....	1, 2x, last at Eastern Kentucky (4/23/16)
Doubles.....	-
Triples.....	-
Home Runs.....	-
RBI.....	-
Stolen Bases.....	1, 3x, last vs. Indiana State (3/13/18)

11 Danina Marton

2018 Season/Career-Highs	
At-Bats.....	1, 2x, last vs. Indiana State (3/13)
Runs.....	-
Hits.....	1, at Creighton (3/10)
Doubles.....	-
Triples.....	-
Home Runs.....	-
RBI.....	-
Stolen Bases.....	-

3 Sarah Messex

2018 Season-Highs	
At-Bats.....	4, 4x, last at Murray State (4/8)
Runs.....	2, 4x, last at Murray State (4/8)
Hits.....	4, at Murray State (4/8)
Doubles.....	1, 3x, last vs. SIU Edwardsville (3/18)
Triples.....	1, at Kentucky (3/4)
Home Runs.....	1, 6x, last at Southern Illinois (4/5/18)
RBI.....	3, 3x, last vs. Jacksonville State (3/25)
Stolen Bases.....	1, 2x, last at Murray State (4/8)

Career-Highs	
At-Bats.....	4, 10x, last at Murray State (4/8/18)
Runs.....	2, 7x, last at Murray State (4/8/18)
Hits.....	4, at Murray State (4/8/18)
Doubles.....	2, 2x, last vs. UMKC (3/17/17)
Triples.....	1, at Kentucky (3/4/18)
Home Runs.....	1, 9x, last at Southern Illinois (4/5/18)
RBI.....	3, 5x, last vs. Jacksonville State (3/25/18)
Stolen Bases.....	2, vs. Austin Peay (4/29/16)

Southeast Missouri State REDHAWKS

SEASON/CAREER-HIGHS

10 Darby Pruett

2018 Season-Highs

At-Bats.....4, at Murray State (4/8)
Runs2, at Murray State (4/8)
Hits4, at Murray State (4/8)
Doubles.....1, 2x, last at Murray State (4/8)
Triples-
Home Runs1, at Murray State (4/8)
RBI.....4, at Murray State (4/8)
Stolen Bases.....-

Career-Highs

At-Bats.....4, 5x, last at Murray State (4/8/18)
Runs2, 3x, last at Murray State (4/8/18)
Hits4, at Murray State (4/8/18)
Doubles.....2, vs. Tennessee State (2/11/17)
Triples1, 2x, last vs. Jarvis Christian College (2/11/17)
Home Runs1, 5x, last at Murray State (4/8/18)
RBI.....4, at Murray State (4/8/18)
Stolen Bases.....1, 2x, last vs. Eastern Illinois (4/1/17)

17 Brooke Rheinecker

2018 Season-Highs

At-Bats.....3, 7x, last at Murray State (4/8)
Runs2, 3x, last at Austin Peay (4/6)
Hits2, vs. Drake (2/11)
Doubles.....1, at Austin Peay (4/6)
Triples-
Home Runs-
RBI.....1, at Murray State (4/8)
Stolen Bases.....1, 3x, last at Kentucky (3/4)

2017 Season-Highs

At-Bats.....4, 6x, last vs. Morehead State (4/22/17)
Runs2, 4x, last at Austin Peay (4/6/18)
Hits3, vs. Alabama A&M (3/11/17)
Doubles.....1, at Austin Peay (4/6/18)
Triples-
Home Runs-
RBI.....3, vs. Jarvis Christian College (2/11/17)
Stolen Bases.....2, vs. Alabama A&M (3/11/17)

9 Rachel Rook

2018 Season/Career-Highs

Innings Pitched.....4.0, 3x, last vs. Jacksonville State (3/25)
Fewest Hits.....0, 4x, last at Austin Peay (4/6)
Most Hits.....4, 3x, last vs. Jacksonville State (3/25)
Fewest Runs.....0, 7x, last at Murray State (4/8)
Most Runs.....4, at Kentucky (3/4)
Fewest Walks.....0, 8x, last vs. Tennessee Tech (3/23)
Strikeouts.....7, vs. Tennessee Tech (3/17)

15 Haley Thogmartin

2018 Season-Highs

Innings Pitched.....7.0, vs. Indiana State (3/13)
Fewest Hits.....0, vs. Evansville (2/23)
Most Hits.....9, at Creighton (3/10)
Fewest Runs.....0, 6x, last at Memphis (3/17)
Most Runs.....5, 3x, last at Murray State (4/8)
Fewest Walks.....0, 10x, last at Murray State (4/8)
Strikeouts.....7, at Austin Peay (4/6)

Career-Highs

Innings Pitched.....7.0, 3x, last vs. Indiana State (3/13/18)
Fewest Hits.....0, 4x, last vs. Evansville (2/23/18)
Most Hits.....9, 3x, last at Creighton (3/10/18)
Fewest Runs.....0, 13x, last at Memphis (3/18/18)
Most Runs.....9, vs. UMKC (3/6/16)
Fewest Walks.....0, 24x, last at Murray State (4/8/18)
Strikeouts.....7, 2x, last at Austin Peay (4/6/18)

21 Abby Tillotson

2018 Season-Highs

At-Bats.....4, 6x, last at Murray State (4/8)
Runs4, vs. SIU Edwardsville (3/18)
Hits3, vs. SIU Edwardsville (3/18)
Doubles.....1, 5x, last at Murray State (4/8)
Triples-
Home Runs1, 6x, last at Austin Peay (4/6)
RBI.....4, at Creighton (3/10)
Stolen Bases.....1, vs. SIU Edwardsville (3/18)

Career-Highs

At-Bats.....4, 7x, last at Murray State (4/8/18)
Runs4, vs. SIU Edwardsville (3/18/18)
Hits3, vs. SIU Edwardsville (3/18/18)
Doubles.....1, 10x, last at Murray State (4/8/18)
Triples-
Home Runs1, 10x, last at Austin Peay (4/6/18)
RBI.....4, at Creighton (3/10/18)
Stolen Bases.....1, vs. SIU Edwardsville (3/18/18)

1 Claire Wernig

2018 Season-Highs

At-Bats.....4, vs. Evansville (2/23)
Runs1, at Creighton (3/10)
Hits-
Doubles.....-
Triples-
Home Runs-
RBI.....1, vs. Indiana State (3/13)
Stolen Bases.....1, at Creighton (3/10)

Career-Highs

At-Bats.....6, last vs. Eastern Illinois (5/7/15)
Runs3, 2x, last at Austin Peay (4/30/16)
Hits4, vs. Austin Peay (4/30/16)
Doubles.....1, 11x, last vs. Austin Peay (4/30/16)
Triples1, vs. Grambling State (2/14/15)
Home Runs1, vs. Arkansas (4/6/16)
RBI.....3, 3x, last vs. Austin Peay (4/29/16)
Stolen Bases.....3, vs. Austin Peay (4/30/16)

Southeast Missouri State REDHAWKS

TEAM GAME-BY-GAME HITTING

Opponent	AB	R	H	RBI	2B	3B	HR	BB	IBB	SB	CS	HBP	SAC	SF	GDP	K	PO	A	E	Avg
Southeast Missouri	24	4	7	3	1	0	1	2	0	3	0	0	0	1	0	3	21	4	1	.292
South Dakota State	24	1	5	1	1	0	0	4	0	0	0	1	2	0	0	3	18	1	1	.208
Southeast Missouri	25	0	5	0	0	0	0	0	0	0	0	0	0	0	0	4	18	3	2	.245
Northern Iowa	27	7	8	4	0	0	0	2	0	2	0	2	0	0	0	3	21	13	0	.255
Southeast Missouri	31	13	14	12	3	2	0	3	0	2	1	1	0	0	0	5	15	3	1	.325
UMKC	20	3	4	3	1	0	1	3	0	1	0	0	0	0	0	5	15	3	2	.239
Southeast Missouri	16	0	3	0	1	0	0	3	0	0	0	1	1	0	0	1	12	4	1	.302
Northern Iowa	24	8	12	8	2	0	0	1	0	2	0	0	1	0	0	0	15	3	0	.305
Southeast Missouri	26	0	4	0	0	0	0	0	0	1	0	0	0	0	0	13	21	6	0	.270
Drake	23	1	5	1	2	0	0	1	0	0	1	0	0	0	0	6	21	8	1	.288
Southeast Missouri	25	9	7	6	2	1	0	6	0	3	1	2	2	0	0	4	18	3	1	.272
Evansville	21	0	2	0	0	0	0	0	0	0	0	2	0	0	0	7	18	11	2	.259
Southeast Missouri	25	14	9	12	2	0	1	5	0	6	1	3	0	0	0	2	15	7	0	.285
Alabama State	16	1	3	1	0	1	1	1	0	0	1	0	0	0	0	3	15	10	2	.252
Southeast Missouri	24	7	7	5	1	1	1	6	0	0	1	2	2	1	0	5	21	8	0	.286
IUPUI	25	0	5	0	0	0	0	1	0	0	0	1	0	0	0	3	21	8	3	.244
Southeast Missouri	29	5	7	4	1	1	2	2	0	0	0	0	0	1	0	3	18	8	0	.280
Chattanooga	24	8	8	8	1	0	3	4	0	0	0	1	2	0	0	2	21	8	2	.255
Southeast Missouri	27	8	10	8	1	1	3	5	0	0	0	0	1	0	0	5	21	8	0	.290
Western Michigan	28	7	7	7	0	0	4	1	0	0	0	2	0	0	0	4	18	6	1	.254
Southeast Missouri	22	2	5	2	2	0	0	1	0	0	1	0	1	0	0	9	21	8	0	.285
Western Illinois	23	1	3	1	1	0	0	1	0	0	0	0	0	0	0	2	20	5	0	.243
Southeast Missouri	20	2	3	2	0	0	1	6	0	0	0	0	0	1	0	2	21	8	0	.276
Ohio	25	1	5	1	2	0	0	4	0	1	0	2	0	0	0	4	18	11	0	.239
Southeast Missouri	24	2	5	2	1	0	1	4	0	0	0	1	0	1	0	0	18	7	1	.270
Kentucky	24	4	7	4	0	1	0	1	0	0	0	1	2	0	0	2	21	4	0	.243
Southeast Missouri	26	1	4	1	1	0	0	7	0	1	0	1	0	0	0	8	18	3	0	.262
Ohio	27	5	9	5	1	0	1	2	0	0	1	0	0	0	0	5	21	4	1	.251
Southeast Missouri	27	2	7	2	0	1	0	2	0	2	0	1	0	0	0	9	21	4	1	.261
Kentucky	32	11	12	11	1	0	3	2	0	1	0	2	1	0	0	3	21	9	1	.262
Southeast Missouri	28	3	7	3	1	1	0	3	0	0	1	0	0	0	0	7	20	9	0	.261
Creighton	27	6	11	6	1	0	1	3	1	0	1	0	0	0	0	5	21	8	1	.272
Southeast Missouri	26	7	4	7	0	0	1	5	0	2	0	0	1	0	0	9	21	9	1	.254
Creighton	33	4	11	4	2	0	1	0	0	0	0	0	0	0	0	5	21	7	1	.277
Southeast Missouri	31	5	9	5	0	0	4	0	0	0	0	0	0	0	0	4	18	10	2	.257
Creighton	24	7	10	7	1	0	1	3	0	1	1	0	2	0	0	5	21	9	1	.284
Southeast Missouri	27	5	8	5	3	1	0	1	0	2	0	0	0	1	0	3	21	10	0	.259
Indiana State	25	1	5	0	0	0	0	1	0	2	0	1	0	0	1	5	18	11	2	.280
Southeast Missouri	23	4	5	3	1	0	1	4	0	1	0	0	0	0	0	3	21	8	0	.257
Indiana State	29	1	8	1	0	0	0	1	0	0	0	0	0	0	0	2	18	5	1	.279
Southeast Missouri	25	7	6	5	2	0	1	5	0	2	0	0	0	0	0	4	21	6	2	.256
Tennessee Tech	26	3	5	3	1	0	0	3	0	1	0	0	0	1	1	7	18	7	3	.275
Southeast Missouri	26	8	8	8	1	0	0	6	0	1	1	4	1	1	0	5	21	10	1	.259
Memphis	33	7	13	7	6	0	1	1	0	1	0	1	2	0	0	4	21	6	2	.282
Southeast Missouri	23	10	11	8	2	1	1	6	0	2	0	0	2	1	0	2	15	2	1	.267
South Dakota	21	2	5	2	3	0	0	2	0	0	0	0	0	0	0	6	15	4	0	.281
Southeast Missouri	32	10	11	10	2	1	1	3	0	2	0	0	0	0	0	4	21	7	2	.271
SIU Edwardsville	33	7	10	7	0	0	3	2	0	0	0	1	0	0	0	8	21	7	1	.282
Southeast Missouri	16	2	3	2	0	0	1	4	0	0	1	0	0	1	0	4	15	5	3	.269
Missouri	24	10	7	10	0	0	3	6	0	0	0	0	0	0	0	0	15	7	0	.282
Southeast Missouri	24	8	8	8	1	0	3	4	0	0	0	0	1	0	1	5	21	8	0	.271
Missouri	24	2	4	2	2	0	0	3	0	1	0	0	0	1	0	7	18	11	0	.278
Southeast Missouri	25	5	9	4	0	0	0	2	0	1	0	0	1	1	0	9	21	10	2	.275
Tennessee Tech	26	1	4	0	1	0	0	1	0	1	0	0	0	0	1	7	18	5	0	.273
Southeast Missouri	24	4	8	4	2	0	1	1	0	0	1	1	0	0	1	1	21	7	0	.277
Tennessee Tech	27	3	7	3	1	0	1	0	0	0	0	0	0	0	0	6	18	12	0	.273
Southeast Missouri	22	0	3	0	0	0	0	4	0	0	0	0	1	0	2	2	21	7	1	.273
Jacksonville State	27	6	8	6	1	1	2	3	0	1	0	0	1	0	0	6	21	12	2	.274
Southeast Missouri	25	7	7	7	2	0	2	4	0	0	0	1	0	0	0	7	21	7	2	.273
Jacksonville State	29	2	7	2	0	0	0	2	0	1	0	0	0	0	0	7	18	5	0	.272

Southeast Missouri State REDHAWKS

TEAM GAME-BY-GAME HITTING

Southeast Missouri	34	1	5	1	0	0	1	0	0	0	1	1	1	0	0	10	25	5	0	.268
Southern Illinois	29	2	6	2	0	0	0	10	3	0	0	1	2	0	0	9	27	6	4	.270
Southeast Missouri	26	2	5	1	0	1	0	1	0	0	0	0	0	0	0	5	18	13	1	.265
Austin Peay	29	5	12	4	2	0	1	3	0	2	0	0	1	0	0	2	21	6	0	.275
Southeast Missouri	22	11	9	11	3	1	1	2	0	2	1	0	0	2	1	2	15	3	0	.269
Austin Peay	16	2	2	2	0	0	1	4	0	1	0	1	1	0	0	8	15	11	3	.272
Southeast Missouri	33	8	11	8	2	1	0	2	0	0	0	0	0	0	0	2	21	6	3	.271
Murray State	30	7	7	7	0	1	1	8	0	2	0	0	0	0	0	7	21	7	1	.271
Southeast Missouri	32	11	12	9	2	0	2	2	0	4	1	0	0	0	0	4	21	7	2	.275
Murray State	30	8	9	7	0	0	1	1	0	0	0	0	2	0	0	7	21	7	4	.272
Southeast Missouri																				
Eastern Illinois																				
Southeast Missouri																				
Eastern Illinois																				
Southeast Missouri																				
SIU Edwardsville																				
Southeast Missouri																				
SIU Edwardsville																				
Southeast Missouri																				
UT Martin																				
Southeast Missouri																				
UT Martin																				
Southeast Missouri																				
Morehead State																				
Southeast Missouri																				
Morehead State																				
Southeast Missouri																				
Eastern Kentucky																				
Southeast Missouri																				
Eastern Kentucky																				
Southeast Missouri																				
Saint Louis																				
Southeast Missouri																				
Saint Louis																				
Southeast Missouri																				
Tennessee State																				
Southeast Missouri																				
Tennessee State																				
Southeast Missouri																				
Belmont																				
Southeast Missouri																				
Belmont																				

Southeast Missouri State REDHAWKS

TEAM GAME-BY-GAME PITCHING

Opponent	IP	H	R	ER	BB	SO	2B	3B	HR	WP	BK	HBP	DP	IBB	Score	W-L	SV	ERA
Southeast Missouri	7.0	5	1	1	4	3	1	0	0	3	0	1	1	0	4-1	1-0	1	1.00
South Dakota State	6.0	7	4	4	2	3	1	0	1	0	0	0	0	0	1-4	0-1	0	4.67
Southeast Missouri	6.0	8	7	3	2	3	0	0	0	0	0	2	0	0	0-7	1-1	1	2.15
Northern Iowa	7.0	5	0	0	0	4	0	0	0	0	0	0	1	0	7-0	1-1	0	2.15
Southeast Missouri	5.0	4	3	3	3	5	1	0	1	1	0	0	0	0	13-3	2-1	1	2.72
UMKC	5.0	14	13	10	3	5	3	2	0	3	0	1	0	0	3-13	1-2	0	5.44
Southeast Missouri	4.0	12	8	7	1	0	2	0	0	0	0	0	0	0	0-8	2-2	1	4.45
Northern Iowa	5.0	3	0	0	3	1	1	0	0	0	0	1	0	0	8-0	2-2	0	4.26
Southeast Missouri	7.0	5	1	1	1	6	2	0	0	0	0	0	2	0	0-1	2-3	1	3.62
Drake	7.0	4	0	0	0	13	0	0	0	0	0	0	0	0	1-0	3-2	1	3.27
Southeast Missouri	6.0	2	0	0	0	7	0	0	0	0	0	2	0	0	9-0	3-3	2	3.00
Evansville	6.0	7	9	7	6	4	2	1	0	0	0	2	0	0	0-9	3-3	1	4.08
Southeast Missouri	5.0	3	1	1	1	3	0	1	1	0	0	0	0	0	14-1	4-3	2	2.80
Alabama State	5.0	9	14	9	5	2	2	0	1	0	0	3	0	0	1-14	3-4	1	5.12
Southeast Missouri	7.0	5	0	0	1	3	0	0	0	1	0	1	1	0	7-0	5-3	2	2.38
IUPUI	7.0	7	7	3	6	5	1	1	1	1	0	2	0	0	0-7	3-5	1	4.81
Southeast Missouri	6.0	8	8	8	4	2	1	0	3	1	0	1	0	0	5-8	5-4	2	3.17
Chattanooga	7.0	7	5	4	2	3	1	1	2	0	0	0	0	0	8-5	4-5	1	4.71
Southeast Missouri	7.0	7	7	7	1	4	0	0	4	0	0	2	0	0	8-7	6-4	2	3.62
Western Michigan	6.0	10	8	8	5	5	1	1	2	0	0	0	0	0	7-8	4-6	1	5.16
Southeast Missouri	7.0	3	1	1	1	2	1	0	0	0	0	0	0	0	2-1	7-4	2	3.34
Western Illinois	6.2	5	2	2	1	9	2	0	0	0	0	0	1	0	1-2	4-7	1	4.86
Southeast Missouri	7.0	5	1	1	4	4	2	0	0	0	0	2	0	0	2-1	8-4	2	3.12
Ohio	6.0	3	2	2	6	2	0	0	1	2	0	0	0	0	1-2	4-8	1	4.66
Southeast Missouri	6.0	7	4	4	1	2	0	1	0	1	0	1	0	0	2-4	8-5	2	3.12
Kentucky	7.0	5	2	2	4	8	1	0	1	0	0	1	0	0	4-2	5-8	1	4.43
Southeast Missouri	6.0	9	5	5	2	5	1	0	1	1	0	0	0	0	1-5	8-6	2	3.42
Ohio	7.0	4	1	1	7	8	1	0	0	0	0	1	0	0	5-1	6-8	1	4.15
Southeast Missouri	7.0	12	11	11	2	3	1	0	3	0	0	2	0	0	2-11	8-7	2	3.99
Kentucky	7.0	7	2	0	2	9	0	1	0	0	0	1	2	0	11-2	7-8	1	3.85
Southeast Missouri	6.2	11	6	6	3	5	1	0	1	1	0	0	1	1	3-6	8-8	2	4.14
Creighton	7.0	7	3	2	3	7	1	1	0	1	0	0	0	0	6-3	8-8	1	3.72
Southeast Missouri	7.0	11	4	3	0	5	2	0	1	1	0	0	0	0	7-4	9-8	3	4.07
Creighton	7.0	4	7	5	5	9	0	0	1	2	0	0	0	0	4-7	8-9	1	3.80
Southeast Missouri	6.0	10	7	7	3	5	1	0	1	1	0	0	2	0	5-7	9-9	3	4.29
Creighton	7.0	9	5	4	0	4	0	0	4	1	0	0	0	0	7-5	9-9	2	3.81
Southeast Missouri	7.0	5	1	1	1	5	0	0	0	0	0	1	1	0	5-1	10-9	3	4.09
Indiana State	6.0	8	5	4	1	3	3	1	0	0	0	0	0	0	1-5	9-10	2	3.85
Southeast Missouri	7.0	8	1	1	1	2	0	0	0	0	0	0	0	0	4-1	11-9	3	3.92
Indiana State	6.0	5	4	3	4	3	1	0	1	1	0	0	1	0	1-4	9-11	2	3.84
Southeast Missouri	7.0	5	3	1	3	7	1	0	0	1	0	0	1	0	7-3	12-9	3	3.77
Tennessee Tech	6.0	6	7	4	5	4	2	0	1	1	0	0	0	0	3-7	9-12	2	3.88
Southeast Missouri	7.0	13	7	6	1	4	6	0	1	0	0	1	0	0	8-7	13-9	3	3.88
Memphis	7.0	8	8	7	6	5	1	0	0	0	0	4	0	0	7-8	9-13	2	4.03
Southeast Missouri	5.0	5	2	2	2	6	3	0	0	0	0	0	0	0	10-2	14-9	3	3.84
South Dakota	5.0	11	10	9	6	2	2	1	1	1	0	0	0	0	2-10	9-14	2	4.32
Southeast Missouri	7.0	10	7	7	2	8	0	0	3	1	0	1	0	0	10-7	15-9	4	3.99
SIU Edwardsville	7.0	11	10	9	3	4	2	1	1	0	0	0	0	0	7-10	9-15	2	4.54
Southeast Missouri	5.0	7	10	7	6	0	0	0	3	0	0	0	1	0	2-10	15-10	4	4.17
Missouri	5.0	3	2	2	4	4	0	0	1	0	0	0	0	0	10-2	10-15	2	4.48
Southeast Missouri	7.0	4	2	2	3	7	2	0	0	1	0	0	0	0	8-2	16-10	4	4.08
Missouri	6.0	8	8	8	4	5	1	0	3	0	0	0	1	0	2-8	10-16	2	4.66
Southeast Missouri	7.0	4	1	0	1	7	1	0	0	0	0	0	1	0	5-1	17-10	4	3.91
Tennessee Tech	6.0	9	5	5	2	9	0	0	0	1	0	0	0	0	1-5	10-17	2	4.70
Southeast Missouri	7.0	7	3	3	0	6	1	0	1	0	0	0	1	0	4-3	18-10	4	3.88
Tennessee Tech	6.0	8	4	4	1	1	2	0	1	1	0	1	1	0	3-4	10-18	2	4.70
Southeast Missouri	7.0	8	6	5	3	6	1	1	2	0	0	0	0	0	0-6	18-11	4	3.92
Jacksonville State	7.0	3	0	0	4	2	0	0	0	0	0	0	2	0	6-0	11-18	2	4.52
Southeast Missouri	7.0	7	2	2	2	7	0	0	0	0	0	0	1	0	7-2	19-11	4	3.85
Jacksonville State	6.0	7	7	7	4	7	2	0	2	2	0	1	0	0	2-7	11-19	2	4.64

Southeast Missouri State REDHAWKS

TEAM GAME-BY-GAME PITCHING

Southeast Missouri	8.1	6	2	1	10	9	0	0	0	0	0	1	0	3	1-2	19-12	4	3.73
Southern Illinois	9.0	5	1	1	0	10	0	0	1	0	0	1	0	0	2-1	12-19	2	4.46
Southeast Missouri	6.0	12	5	1	3	2	2	0	1	1	0	0	0	0	2-5	19-13	4	3.65
Austin Peay	7.0	5	2	2	1	5	0	1	0	0	0	0	0	0	5-2	13-19	2	4.38
Southeast Missouri	5.0	2	2	2	4	8	0	0	1	0	0	1	0	0	11-2	20-13	4	3.63
Austin Peay	5.0	9	11	6	2	2	3	1	1	0	0	0	1	0	2-11	13-20	2	4.47
Southeast Missouri	7.0	7	7	6	8	7	0	1	1	0	0	0	0	0	8-7	21-13	4	3.71
Murray State	6.0	10	8	8	2	2	2	1	0	1	0	0	0	0	7-8	13-21	2	4.61
Southeast Missouri	7.0	9	8	4	1	7	0	0	1	0	0	0	0	0	11-8	22-13	4	3.72
Murray State	7.0	12	11	10	2	4	2	0	2	0	0	0	0	0	8-11	13-22	2	4.78
Southeast Missouri																		
Eastern Illinois																		
Southeast Missouri																		
Eastern Illinois																		
Southeast Missouri																		
SIU Edwardsville																		
Southeast Missouri																		
SIU Edwardsville																		
Southeast Missouri																		
UT Martin																		
Southeast Missouri																		
UT Martin																		
Southeast Missouri																		
Morehead State																		
Southeast Missouri																		
Morehead State																		
Southeast Missouri																		
Eastern Kentucky																		
Southeast Missouri																		
Eastern Kentucky																		
Southeast Missouri																		
Saint Louis																		
Southeast Missouri																		
Saint Louis																		
Southeast Missouri																		
Tennessee State																		
Southeast Missouri																		
Tennessee State																		
Southeast Missouri																		
Belmont																		
Southeast Missouri																		
Belmont																		

Southeast Missouri State REDHAWKS

GAME-BY-GAME STARTING LINEUPS

Opponent	P	C	1B	2B	3B	SS	LF	CF	RF	DP
South Dakota State	Krumrey	Hayes	Ellis	Bandy	Barnouski	Messex	Wernig	Anderson, R.	Arellanes	Rheinecker
Northern Iowa	Thogmartin	Tillotson	Ellis	Bandy	Pruett	Messex	Gallo	Anderson, R.	Arellanes	Anderson, K.
UMKC	Estes	Hayes	Ellis	Bandy	Barnouski	Messex	Rheinecker	Anderson, R.	Arellanes	Tillotson
Northern Iowa	Krumrey	Tillotson	Ellis	Bandy	Barnouski	Messex	Gallo	Anderson, R.	Arellanes	Hayes
Drake	Rook	Tillotson	Ellis	Bandy	Barnouski	Messex	Arellanes	Anderson, R.	Rheinecker	Hayes
Evansville	Estes	Tillotson	Ellis	Bandy	Barnouski	Messex	Arellanes	Anderson, R.	Rheinecker	Wernig
Alabama State	Krumrey	Hayes	Ellis	Bandy	Barnouski	Messex	Rheinecker	Anderson, R.	Arellanes	Tillotson
IUPUI	Estes	Tillotson	Ellis	Bandy	Barnouski	Messex	Rheinecker	Anderson, R.	Arellanes	Gallo
Chattanooga	Krumrey	Hayes	Ellis	Bandy	Barnouski	Messex	Rheinecker	Anderson, R.	Arellanes	Tillotson
Western Michigan	Rook	Tillotson	Ellis	Bandy	Barnouski	Messex	Arellanes	Anderson, R.	Rheinecker	Gallo
Western Illinois	Krumrey	Hayes	Ellis	Anderson, K.	Barnouski	Messex	Rheinecker	Anderson, R.	Arellanes	Tillotson
Ohio	Krumrey	Hayes	Ellis	Bandy	Barnouski	Messex	Rheinecker	Anderson, R.	Arellanes	Tillotson
Kentucky	Estes	Tillotson	Ellis	Bandy	Barnouski	Messex	Gallo	Anderson, R.	Arellanes	Harris
Ohio	Thogmartin	Tillotson	Ellis	Bandy	Barnouski	Messex	Rheinecker	Anderson, R.	Arellanes	Gallo
Kentucky	Krumrey	Hayes	Ellis	Anderson, K.	Pruett	Messex	Rheinecker	Anderson, R.	Arellanes	Tillotson
Creighton	Krumrey	Hayes	Ellis	Bandy	Barnouski	Messex	Rheinecker	Anderson, R.	Arellanes	Tillotson
Creighton	Thogmartin	Tillotson	Ellis	Bandy	Barnouski	Messex	Harris	Anderson, R.	Arellanes	Hayes
Creighton	Krumrey	Hayes	Ellis	Bandy	Barnouski	Messex	Harris	Anderson, R.	Arellanes	Tillotson
Indiana State	Krumrey	Tillotson	Ellis	Bandy	Barnouski	Messex	Rheinecker	Anderson, R.	Arellanes	Hayes
Indiana State	Thogmartin	Hayes	Ellis	Bandy	Barnouski	Messex	Gallo	Anderson, R.	Arellanes	Tillotson
Tennessee Tech	Rook	Hayes	Ellis	Bandy	Barnouski	Messex	Rheinecker	Anderson, R.	Arellanes	Tillotson
Memphis	Krumrey	Tillotson	Ellis	Bandy	Conway	Messex	Arellanes	Anderson, R.	Gallo	Hayes
South Dakota	Krumrey	Hayes	Ellis	Bandy	Barnouski	Messex	Conway	Anderson, R.	Arellanes	Tillotson
SIU Edwardsville	Thogmartin	Tillotson	Ellis	Bandy	Barnouski	Messex	Rheinecker	Anderson, R.	Arellanes	Conway
Missouri	Estes	Tillotson	Ellis	Bandy	Barnouski	Messex	Rheinecker	Anderson, R.	Arellanes	Conway
Missouri	Krumrey	Hayes	Ellis	Bandy	Barnouski	Messex	Gallo	Anderson, R.	Arellanes	Tillotson
Tennessee Tech	Krumrey	Hayes	Ellis	Bandy	Barnouski	Messex	Conway	Anderson, R.	Arellanes	Tillotson
Tennessee Tech	Thogmartin	Tillotson	Ellis	Bandy	Barnouski	Messex	Rheinecker	Anderson, R.	Arellanes	Gallo
Jacksonville State	Thogmartin	Tillotson	Ellis	Bandy	Barnouski	Messex	Rheinecker	Anderson, R.	Arellanes	Gallo
Jacksonville State	Krumrey	Hayes	Ellis	Bandy	Barnouski	Messex	Rheinecker	Anderson, R.	Arellanes	Tillotson
Southern Illinois	Krumrey	Tillotson	Ellis	Bandy	Barnouski	Messex	Rheinecker	Anderson, R.	Conway	Gallo
Austin Peay	Krumrey	Hayes	Ellis	Bandy	Barnouski	Messex	Gallo	Anderson, R.	Conway	Tillotson
Austin Peay	Thogmartin	Tillotson	Ellis	Bandy	Barnouski	Messex	Conway	Anderson, R.	Rheinecker	Harris
Murray State	Krumrey	Tillotson	Ellis	Bandy	Barnouski	Messex	Rheinecker	Anderson, R.	Conway	Harris
Murray State										
Eastern Illinois										
Eastern Illinois										
SIU Edwardsville										
SIU Edwardsville										
UT Martin										
UT Martin										
Morehead State										
Morehead State										
Eastern Kentucky										
Eastern Kentucky										
Saint Louis										
Saint Louis										
Tennessee State										
Tennessee State										
Belmont										
Belmont										

Southeast Missouri State REDHAWKS

CAREER STATISTICS

#	Player	Avg	GP-GS	AB	R	H	2B	3B	HR	RBI	TB	SLG%	BB	HBP	SO	GDP	OB%	SE	SH	SB-ATT	PQ	A	E	FLD%
11	Danina Marton	.500	3-0	2	0	1	0	0	0	0	1	.500	0	0	0	0	.500	0	0	0-0	0	0	0	.000
2	Rachel Anderson	.390	85-85	254	61	99	15	13	8	51	164	.646	34	3	32	1	.466	1	3	18-27	132	11	2	.986
7	Mykaela Arellanes	.336	78-78	238	56	80	14	6	5	32	121	.508	40	2	35	1	.434	1	0	21-24	93	2	5	.950
21	Abby Tillotson	.308	98-79	211	32	65	11	0	10	48	106	.502	36	5	41	1	.414	4	1	2-3	236	39	3	.989
12	Addison Barnouski	.293	75-57	174	35	51	12	1	9	35	92	.529	11	2	35	1	.340	1	2	9-9	30	75	10	.913
17	Brooke Rheinecker	.286	76-51	154	27	44	1	0	0	7	45	.292	3	0	16	0	.299	0	10	13-17	26	1	1	.964
8	Parker Bandy	.281	82-81	210	35	59	13	5	3	37	91	.433	28	3	41	1	.366	5	3	7-9	147	111	18	.935
1	Claire Wernig	.273	138-97	341	52	93	11	1	1	38	109	.320	21	2	48	4	.319	0	1	22-26	89	3	6	.939
11	Madison Harris	.257	70-26	105	24	27	2	0	1	13	32	.305	12	0	15	0	.331	1	0	4-6	4	5	1	.900
26	Ashley Ellis	.255	82-82	220	20	56	12	3	9	41	101	.459	23	3	56	3	.331	2	3	2-2	536	20	5	.991
3	Sarah Messex	.245	134-134	323	51	79	12	1	9	57	120	.372	50	10	74	1	.359	4	6	12-20	192	247	35	.926
6	Riley Hayes	.240	139-113	308	29	74	14	2	10	45	122	.396	46	2	49	2	.339	4	5	5-6	410	56	8	.983
4	Claudia Gallo	.235	60-32	85	13	20	1	3	1	12	30	.353	4	6	22	0	.309	2	0	4-5	52	4	1	.982
10	Darby Pruett	.230	134-76	261	33	60	13	2	12	50	113	.433	17	7	74	1	.293	2	3	2-5	76	127	17	.923
16	Randi Dae Conway	.205	41-15	44	15	9	1	0	0	1	10	.227	2	1	11	0	.255	0	3	3-5	20	13	3	.917
18	Mackenzie Long	.125	46-3	16	7	2	0	0	0	0	2	.125	2	1	8	0	.263	0	0	3-3	4	3	0	1.000
24	Rachael Donald	.100	12-0	10	3	1	0	0	0	3	1	.100	1	1	3	0	.250	0	0	1-1	8	0	0	1.000
14	Kaylee Anderson	.071	11-3	14	1	1	0	0	0	0	1	.071	1	0	5	0	.133	0	1	0-0	8	6	0	1.000


#	Player	ERA	W-L	A	GS	CG	SHO/CBO	SV	IP	H	R	ER	BB	SO	2B	3B	HR	BF	B/Avg	WP	HBP	SFA	SHA	BK
19	Madeline Krumrey	3.46	43-38	109	93	37	6/3	5	551.2	630	338	273	193	341	111	15	52	2524	.282	25	27	0	17	52
9	Rachel Rook	3.50	2-3	16	3	0	0/0	2	32.0	25	18	16	17	39	3	1	7	137	.214	0	1	0	0	2
15	Haley Thogmartin	4.11	17-17	59	33	6	1/2	1	185.2	229	133	109	56	104	35	2	35	856	.300	3	17	1	3	16
5	Alexis Estes	4.41	9-11	44	21	3	0/4	2	125.1	143	98	79	53	80	14	2	18	587	.282	21	11	0	5	11
14	Kaylee Anderson	4.85	0-0	3	0	0	0/0	0	4.1	5	3	3	1	1	1	0	0	19	.333	0	2	0	0	1
12	Addison Barnouski	9.00	0-1	3	0	0	0/0	0	4.2	9	6	6	1	1	1	0	1	23	.429	0	0	0	0	1

CAREER STATISTICS (OVC GAMES)

#	Player	Avg	GP-GS	AB	R	H	2B	3B	HR	RBI	TB	SLG%	BB	HBP	SO	GDP	OB%	SE	SH	SB-ATT	PQ	A	E	FLD%
2	Rachel Anderson	.365	30-30	96	21	35	6	2	4	21	57	.594	8	1	14	0	.415	1	0	6-11	49	3	1	.981
21	Abby Tillotson	.341	44-34	88	12	30	5	0	2	12	41	.466	20	2	19	0	.468	1	0	1-2	95	18	0	1.000
10	Darby Pruett	.302	64-40	129	17	39	9	1	8	33	74	.574	6	5	32	1	.357	0	2	1-3	37	60	8	.924
7	Mykaela Arellanes	.301	26-26	83	16	25	3	2	1	4	35	.422	10	1	20	0	.383	0	0	5-6	29	1	1	.968
1	Claire Wernig	.300	61-45	170	27	51	7	0	0	19	58	.341	7	2	26	2	.335	0	0	11-12	41	1	3	.933
4	Claudia Gallo	.293	22-17	41	5	12	0	2	1	5	19	.463	1	3	10	0	.348	1	0	2-2	29	1	0	1.000
12	Addison Barnouski	.289	24-12	45	8	13	3	0	3	9	25	.556	1	0	10	1	.304	0	0	3-3	7	21	4	.875
17	Brooke Rheinecker	.271	27-19	59	10	16	1	0	0	1	17	.288	2	0	6	0	.295	0	5	5-6	8	1	0	1.000
8	Parker Bandy	.264	30-30	87	9	23	6	3	0	14	35	.402	9	2	16	1	.343	1	1	2-3	50	45	7	.931
6	Riley Hayes	.261	59-51	142	16	37	7	0	6	18	62	.437	21	0	15	0	.354	1	3	2-2	186	27	2	.991
3	Sarah Messex	.224	57-57	134	19	30	2	0	1	13	35	.261	21	2	36	0	.333	2	3	6-9	87	117	15	.932
26	Ashley Ellis	.212	30-30	85	3	18	3	2	3	12	34	.400	3	1	21	3	.244	1	1	1-1	216	10	4	.983
16	Randi Dae Conway	.158	14-9	19	4	3	1	0	0	1	4	.211	1	0	6	0	.200	0	2	1-1	13	5	1	.947
22	Madison Harris	.154	24-9	39	8	6	1	0	0	3	7	.179	5	0	4	0	.244	1	0	0-1	1	1	0	1.000
18	Mackenzie Long	.143	18-2	7	1	1	0	0	0	0	1	.143	0	0	4	0	.143	0	0	0-0	3	3	0	1.000
14	Kaylee Anderson	.000	1-0	0	0	0	0	0	0	0	0	.000	0	0	0	0	.000	0	0	0-0	0	0	0	.000


#	Player	ERA	W-L	A	GS	CG	SHO/CBO	SV	IP	H	R	ER	BB	SO	2B	3B	HR	BF	B/Avg	WP	HBP	SFA	SHA	BK
9	Rachel Rook	1.40	2-0	4	0	0	0/0	0	10.0	5	2	2	7	13	0	1	1	41	.147	0	0	0	0	0
19	Madeline Krumrey	3.19	19-23	50	43	22	4/1	2	267.1	303	163	122	80	162	56	6	28	1215	.278	7	11	0	7	26
15	Haley Thogmartin	3.94	8-5	21	17	4	1/0	0	80.0	91	50	45	17	49	13	1	20	349	.291	1	9	1	0	10
5	Alexis Estes	4.30	1-6	13	7	2	0/0	0	44.0	50	32	27	17	27	4	1	5	204	.284	6	2	0	4	5

Southeast Missouri State REDHAWKS




1

Claire Wernig
OF / 5-4 / L-L / Sr.
Imperial, Mo.



2

Rachel Anderson
OF / 5-3 / L-R / So.
Edwardsville, Ill.



3

Sarah Messex
INF / 5-4 / R-R / Jr.
Sullivan, Mo.




4

Claudia Gallo
OF / 5-6 / R-R / So.
Arnold, Mo.



5

Alexis Estes
P / 5-9 / R-R / So.
Lane, Ill.




6

Riley Hayes
C / 5-8 / R-R / Sr.
Jefferson City, Mo.




7

Mykaela Arellanes
OF / 5-6 / L-L / Jr.
Foristell, Mo.



8

Parker Bandy
INF / 5-7 / L-R / Jr.
Springfield, Ill.



9

Rachel Rook
P / 5-11 / R-R / Fr.
Republic, Mo.



10

Darby Pruett
INF / 5-6 / R-R / Sr.
Corning, Ark.



11

Danina Marton
INF / 5-10 / R-R / Fr.
Northridge, Calif.




12

Addison Barnouski
INF/P / 5-9 / R-R / So.
O'Fallon, Ill.




14

Kaylee Anderson
INF/P / 5-7 / R-R / Fr.
Warrenton, Mo.




15

Haley Thogmartin
P / 5-8 / R-R / Jr.
St. Louis, Mo.




16

Randi Dae Conway
INF / 5-7 / S-R / So.
Morganfield, Ky.



17

Brooke Rheinecker
OF / 5-2 / L-R / So.
St. Louis, Mo.




18

Mackenzie Long
INF / 5-2 / L-R / Jr.
Lee's Summit, Mo.




19

Madeline Krumrey
P / 5-8 / R-R / Sr.
Wildwood, Mo.



21

Abby Tillotson
C / 5-7 / R-R / Sr.
O'Fallon, Mo.



22

Madison Harris
INF / 5-6 / R/R / So.
Imperial, Mo.



24

Rachael Donald
C / 5-8 / R-R / So.
Dupo, Ill.



26

Ashley Ellis
INF / 5-8 / R-R / So.
Arnold, Mo.



Mark Redburn
Head Coach
Fourth Year



Kristen Jones
Assistant Coach
Third Year



Brie Carmack
Assistant Coach
Second Year



Southeast Missouri State REDHAWKS

2018 OVC STATISTICS



2018 Southeast Missouri Softball Conference statistics for Southeast Missouri (as of Apr 08, 2018) (OVC games only Sorted by Batting avg)



Record: 6-2 Home: 3-1 Away: 3-1 OVC: 6-2

Player	avg	gp-gs	ab	r	h	2b	3b	hr	rbi	tb	slg%	bb	hp	so	gdp	ob%	sf	sh	sb-att	po	a	e	fld%
3 MESSEX, Sarah	.455	8-8	22	8	10	0	0	1	7	13	.591	3	0	2	0	.500	1	0	1-1	14	10	2	.923
12 BARNOUSKI, Addison	.364	8-8	22	7	8	2	0	2	7	16	.727	1	0	3	0	.391	0	0	2-2	7	13	3	.870
2 ANDERSON, Rachel	.360	8-8	25	7	9	1	1	0	4	12	.480	1	0	4	0	.370	1	0	2-3	11	1	0	1.000
8 BANDY, Parker	.348	8-8	23	3	8	1	2	0	7	13	.565	3	0	3	1	.423	0	0	0-0	8	13	5	.808
26 ELLIS, Ashley	.269	8-8	26	0	7	1	0	0	3	8	.308	0	0	7	2	.269	0	0	0-0	51	1	0	1.000

10 PRUETT, Darby	.500	5-1	8	2	4	1	0	1	5	8	1.000	0	0	0	1	.500	0	0	0-0	1	4	1	.833
21 TILLOTSON, Abby	.474	8-8	19	8	9	2	0	1	6	14	.737	5	2	3	0	.615	0	0	1-1	37	3	0	1.000
4 GALLO, Claudia	.250	5-3	8	1	2	0	0	1	2	5	.625	1	0	2	0	.333	0	0	0-0	2	0	0	1.000
17 RHEINECKER, Brooke	.231	7-6	13	3	3	1	0	0	1	4	.308	1	0	0	0	.286	0	1	0-1	4	1	0	1.000
7 ARELLANES, Mykaela	.154	4-4	13	2	2	0	0	0	0	2	.154	1	0	2	0	.214	0	0	0-0	2	0	0	1.000
6 HAYES, Riley	.125	4-3	8	0	1	1	0	0	0	2	.250	1	0	3	0	.222	0	0	0-0	16	2	0	1.000
16 CONWAY, Randi Dae	.083	7-5	12	3	1	1	0	0	1	2	.167	1	0	2	0	.154	0	1	1-1	5	0	0	1.000
22 HARRIS, Madison	.000	7-2	7	3	0	0	0	0	1	0	.000	0	0	0	0	.000	1	0	0-1	0	0	0	.000
1 WERNIG, Claire	.000	2-0	2	0	0	0	0	0	0	0	.000	0	0	1	0	.000	0	0	0-0	0	0	0	.000
18 LONG, Mackenzie	.000	3-0	0	1	0	0	0	0	0	0	.000	0	0	0	0	.000	0	0	0-0	0	0	0	.000
14 ANDERSON, Kaylee	.000	1-0	0	0	0	0	0	0	0	0	.000	0	0	0	0	.000	0	0	0-0	0	0	0	.000
Totals	.308	8	208	48	64	11	3	6	44	99	.476	18	2	32	4	.364	3	2	7-10	159	60	11	.952
Opponents	.262	8	214	34	56	5	2	7	31	86	.402	22	1	50	1	.333	0	5	8-8	153	65	10	.956

LOB - Team (33), Opp (49). DPs turned - Team (3), Opp (4). CI - Team (0), Opp (1).

(OVC games only Sorted by Earned run avg)

Player	era	w-l	app	gs	cg	sho	sv	ip	h	r	er	bb	so	2b	3b	hr	b/avg	wp	hp	bk	sfa	sha
19 KRUMREY, Madeline	2.82	2-1	4	4	2	0/0	0	22.1	28	15	9	9	18	2	1	2	.286	1	0	0	0	1
15 THOGMARTIN, Haley	3.17	2-1	4	4	0	0/0	0	17.2	19	12	8	3	17	2	0	3	.271	0	1	0	0	3

9 ROOK, Rachel	1.40	2-0	4	0	0	0/0	0	10.0	5	2	2	7	13	0	1	1	.147	0	0	0	0	0
5 ESTES, Alexis	9.33	0-0	3	0	0	0/0	0	3.0	4	5	4	3	2	1	0	1	.333	0	0	0	0	1
Totals	3.04	6-2	8	8	2	0/0	0	53.0	56	34	23	22	50	5	2	7	.262	1	1	0	0	5
Opponents	5.88	2-6	8	8	4	1/0	0	50.0	63	48	42	18	32	11	3	6	.309	5	2	0	3	2

PB - Team (0), Opp (2). Pickoffs - Team (3), TILLOTSON 2, HAYES 1. SBA/ATT - TILLOTSON (4-4), HAYES (4-4), KRUMREY (4-4), ROOK (3-3), THOGMARTIN (1-1).

Southeast Missouri State REDHAWKS

SOUTHEAST MISSOURI STATISTICS

Hitting Game Highs

At bats:	34
Runs scored:	14
Hits:	14
RBI's:	12
Doubles:	3
Triples:	2
Home runs:	4
Total bases:	22
Walks:	7
Strikeouts:	13
Sac hits:	2
Sac flies:	2
Stolen bases:	6
Hit by pitch:	4
Caught stealing:	1
Runners LOB:	12
Hit into DP:	2

Fielding Game Highs

Putouts:	25
Assists:	13
Errors:	3
Passed balls:	3
DPs turned:	2

Pitching Game Highs

Innings pitched:	8.1
Runs allowed:	11
Earned runs:	11
Walks allowed:	10
Strikeouts:	9
Hits allowed:	13
Doubles allowed:	6
Triples allowed:	1
Homers allowed:	4
Wild pitches:	3
Hit batters:	2

Individual Hitting Game Highs

At bats:	5
Runs scored:	4
RBI's:	4
Doubles:	2
Triples:	1
Home runs:	2
Total bases:	8
Walks:	2
Strikeouts:	3
Sac hits:	2
Sac flies:	1
Stolen bases:	1
Hit by pitch:	2
Caught stealing:	1
Runners LOB:	4

Individual Fielding Game Highs

Putouts:	11
Assists:	6
Errors:	2
Passed balls:	3

Individual Pitching Game Highs

Innings pitched:	7.0
Runs allowed:	7
Earned runs:	7
Walks allowed:	5
Strikeouts:	7
Hits allowed:	11
Doubles allowed:	5
Triples allowed:	1
Homers allowed:	3
Wild pitches:	3
Hit batters:	2

at Southern Illinois (04-05-18)
at Alabama State (02-23-18)
vs UMKC (02-10-18 at Cedar Falls, Iowa)
(2 games)
(3 games)
vs UMKC (02-10-18 at Cedar Falls, Iowa)
at Creighton (03-10-18)
vs Western Michigan (02-25-18)
vs Ohio (03-04-18 at Lexington, Ky.)
vs Drake (02-11-18 at Cedar Falls, Iowa)
(3 games)
at Austin Peay (04-06-18)
at Alabama State (02-23-18)
at Memphis (03-17-18)
(12 games)
vs Ohio (03-04-18 at Lexington, Ky.)
(2 games)

at Southern Illinois (04-05-18)
at Austin Peay (04-06-18)
(2 games)
at Southern Illinois (04-05-18)
(2 games)

at Southern Illinois (04-05-18)
vs Kentucky (03-04-18 at Lexington, Ky.)
vs Kentucky (03-04-18 at Lexington, Ky.)
at Southern Illinois (04-05-18)
at Southern Illinois (04-05-18)
at Memphis (03-17-18)
at Memphis (03-17-18)
(4 games)
vs Western Michigan (02-25-18)
vs South Dakota State (02-09-18 at Cedar Falls, Iowa)
(5 games)

CONWAY, Randi Dae at Memphis (03-17-18)
(3 games)
(2 games)
ELLIS, Ashley vs Evansville (02-23-18)
(14 games)
ELLIS, Ashley vs Western Michigan (02-25-18)
(3 games)
(12 games)
ANDERSON, Rachel vs Ohio (03-04-18)
(2 games)
(12 games)
(37 games)
MESSEX, Sarah at Memphis (03-17-18)
(12 games)
(3 games)

ELLIS, Ashley at Austin Peay (04-06-18)
BARNOUSKI, Addison at Creighton (03-10-18)
(3 games)
TILLOTSON, Abby at Southern Illinois (04-05-18)

(7 games)
(5 games)
(2 games)
(2 games)
(5 games)
KRUMREY, Madeline at Austin Peay (04-06-18)
KRUMREY, Madeline at Memphis (03-17-18)
(4 games)
THOGMARTIN, Haley vs SIUE (03-18-18)
KRUMREY, Madeline vs South Dakota St. (02-09-18)
(3 games)

Southeast's Record

Overall:	22-13
At Home:	6-2
On the Road:	6-7
At Neutral Sites:	10-4
Against Non-OVC Opponents:	16-11
Against OVC Opponents:	6-2
In Home OVC Games:	3-1
In Away OVC Games:	3-1
vs. Ranked Teams:	0-0
In February:	7-4
In March:	12-7
In April:	3-2
In May:	0-0
On Mondays:	0-0
On Tuesdays:	2-0
On Wednesdays:	1-1
On Thursdays:	0-1
On Fridays:	6-3
On Saturdays:	6-4
On Sundays:	7-4
In Day Games:	21-13
In Night Games:	1-0
In Extra Inning Games:	0-1
When Redhawks Score First:	18-4
When Opponents Score First:	4-9
vs. Left-Handed Starter:	4-2
vs. Right-Handed Starter:	18-11
In 1-Run Games:	6-2
In 2-Run Games:	0-2
In 5+ Run Games:	8-5
Shutouts:	2-4
When Leading After Six Innings:	14-0
When Trailing After Six Innings:	1-9
When Tied After Six Innings:	2-2
When Redhawks Starter Goes 6 or more Innings:	9-1
When Redhawks Get 10 or more Hits:	6-0
When Redhawks Outthit Opponents:	17-0
When Redhawks Get Outthit:	4-13
When Hits are Tied:	1-0
When Scoring 0-2 Runs:	2-10
When Scoring 3-5 Runs:	5-3
When Scoring 6-9 Runs:	9-0
When Scoring 10+ Runs:	6-0
When Opponents Score 0-2 Runs:	13-2
When Opponents Score 3-5 Runs:	4-3
When Opponents Score 6-9 Runs:	5-6
When Opponents Score 10+ Runs:	0-2
Without Hitting a Home Run:	7-8
When Hitting 1 Home Run:	11-3
When Hitting 2+ Home Runs:	4-2
Committing 0 Errors:	10-5
Committing 1 Error:	6-5
Committing 2+ Errors:	6-3