

Southeast Missouri State REDHAWKS

2018 SOFTBALL NOTES / MISSOURI DOUBLEHEADER • MAR. 21

Tillotson Gets it Done

Catcher Abby Tillotson hit .438 with seven runs scored, a double, two home runs and six RBI to lead Southeast to a 6-0 record last week. Tillotson hit safely in four of six starts and scored in each of her last four games. She hit a three-run home run in the Redhawks 7-3 victory over Tennessee Tech (Mar. 17) and a solo home run against other fellow Ohio Valley Conference foe SIUE (Mar. 18) at the Memphis Tiger Classic. Tillotson scored all seven of her runs, including a season-high four against the Cougars as Southeast won the tournament. She also finished with three hits in that game. Tillotson drew three walks, boasted a .875 slugging percentage and notched a .550 on-base percentage for the week, as well.

Krumrey Tallies Three More Wins

Madeline Krumrey went a perfect 3-0, tossed two complete games and went over 300 career strikeouts last week. Krumrey surpassed 300 strikeouts when she allowed just one run and struck out five in seven innings against Indiana State (Mar. 13). She then recorded a season-high six strikeouts in a shortened five-inning win over South Dakota (Mar. 18) at the Memphis Tiger Classic. Krumrey improved to 7-3 with four complete games and a team-high 36 strikeouts this season.

Krumrey Clears 300 Strikeouts

Starting pitcher Madeline Krumrey surpassed 300 career strikeouts when she pitched a complete game victory in game one of Southeast's doubleheader vs. Indiana State (Mar. 13). Krumrey finished with five strikeouts and officially recorded her 300th in the fifth inning. She currently ranks sixth all-time among the school's career leaders with 312 strikeouts. Elaine Fisher (2005-08), Southeast's career strikeout leader, was the last to get 300 or more strikeouts. Fisher finished her career with 510.

Doubleheader Sweep

The Redhawks swept Missouri Valley Conference member Indiana State in their home-opener on Mar. 13. Southeast won by scores of 5-1 and 4-1. The Redhawks improved

to 20-7 all-time in home-openers since moving to the NCAA Division I ranks in 1992.

Go Get 'Em Rook

Freshman pitcher Rachel Rook recorded seven strikeouts in four innings of a no-decision during her third start of the season vs. Tennessee Tech (Mar. 17). Rook's seven strikeouts are presently most in a game by a Redhawk pitcher this season. The four-inning outing matched her longest of the season.

Getting on Base

Rachel Anderson has reached base safely in 18-consecutive games. Anderson reached with a hit in 16 of those contests.

Complete Games

Pitchers Madeline Krumrey and Haley Thogmartin each threw a complete game to key Southeast's doubleheader sweep of Indiana State (Mar. 13). Krumrey struck out five and walked one in seven innings during game one. Thogmartin followed with two strikeouts and allowed one run in seven frames during the nightcap. Southeast pitchers have thrown four complete games this season.

Anderson Now Fourth in Triples

Sophomore center fielder Rachel Anderson hit her team-high fourth triple of the season against Indiana State (Mar. 13). As a result, Anderson moved into a tie for fourth all-time in career triples at Southeast. She ranks second in the Ohio Valley Conference and eighth in the nation in triples. Anderson presently has 12 triples in her career. Kathy Rediger (1981-84) holds the school's all-time career triples record with 18. As a team, Southeast is fourth in the nation in triples per game (0.46).

Nice Defense

Southeast has gone 11 games without an error this season. The Redhawks are 7-4 in such games. Southeast is presently the Ohio Valley Conference's top fielding team with a .971 percentage. The Redhawks rate 34th in the nation in fielding percentage. Southeast has made quite a jump in that category after

finishing eighth in the OVC in fielding percentage a year ago.

Pulling Rank

Madeline Krumrey ranks among Southeast's all-time career pitching leaders in several categories. She is fifth in innings pitched (518.1), tied for third in saves (5), tied for fifth in appearances (103), fourth in games started (87), sixth in strikeouts (312), ninth in wins (40) and seventh in opposing batting average (.284).

Four Home Runs

The Redhawks closed out their series with Creighton by hitting four home runs in the finale on Mar. 10. Abby Tillotson, Sarah Messex, Parker Bandy and Riley Hayes each hit solo home runs. It was the first time Southeast had four home runs in a game since Mar. 15, 2016 (at Jackson State).

Grand Slam for Tillotson

Abby Tillotson hit her first career grand slam to key Southeast's 7-4 victory over Creighton (Mar. 10). Tillotson hit two home runs in Saturday's doubleheader against the Bluejays. She finished the series with six RBI, two runs scored and a .900 slugging percentage.

Another Strong Performance

Mykaela Arellanes hit .500 or better for the second-straight week. Arellanes posted a .500 clip after going 5-for-10 with two runs scored, a double and two stolen bases in four starts at the John Cropp Classic (Mar. 3-4). She also boasted a .600 slugging percentage and .667 on-base percentage, and drew five walks. Arellanes scored in the first inning to give Southeast an early lead against #22 Kentucky (Mar. 3).

Atop the OVC

Southeast enters the week ranked first in the Ohio Valley Conference in triples (11) and fielding percentage (.971). Mykaela Arellanes is fifth in the league with a .489 on-base percentage, ranks fourth with 15 walks and is tied for third in triples (2). Rachel Anderson ranks second in triples (4), while Abby Tillotson is third in RBI (25) and Ashley Ellis is tied for second in

Southeast Missouri State REDHAWKS

2018 SOFTBALL NOTES / MISSOURI DOUBLEHEADER • MAR. 21

NUMERICAL ROSTER

No.	Name	Pos.	Ht.	B/T	Cl.	Hometown (High School/College)
1	Claire Wernig	OF	5-4	L/L	Sr.	Imperial, Mo. (Lutheran South)
2	Rachel Anderson	OF	5-3	L/R	So.	Edwardsville, Ill. (Edwardsville)
3	Sarah Messex	INF	5-4	R/R	Jr.	Sullivan, Mo. (Sullivan)
4	Claudia Gallo	OF	5-6	R/R	So.	Arnold, Mo. (Fox)
5	Alexis Estes	P	5-9	R/R	So.	Lane, Ill. (Clinton/Lincoln Land CC)
6	Riley Hayes	C	5-8	R/R	Sr.	Jefferson City, Mo. (Jefferson City)
7	Mykaela Arellanes	OF	5-6	L/L	Jr.	Foristell, Mo. (Holt/Northern Illinois)
8	Parker Bandy	INF	5-7	L/R	Jr.	Springfield, Ill. (Glenwood/Illinois State)
9	Rachel Rook	P	5-11	R/R	Fr.	Republic, Mo. (Republic)
10	Darby Pruett	INF	5-6	R/R	Sr.	Corning, Ark. (Naylor R-2)
11	Danina Marton	INF	5-10	R/R	Fr.	Northridge, Calif. (Grover Cleveland)
12	Addison Barnouski	P/INF	5-9	R/R	So.	O'Fallon, Ill. (O'Fallon Township)
14	Kaylee Anderson	INF/P	5-7	R/R	Fr.	Warrenton, Mo. (Warrenton)
15	Haley Thogmartin	P	5-8	R/R	Jr.	St. Louis, Mo. (Kirkwood)
16	Randi Dae Conway	INF	5-7	S/R	So.	Morganfield, Ky. (Union City)
17	Brooke Rheinecker	OF	5-2	L/R	So.	St. Louis, Mo. (Lindbergh)
18	Mackenzie Long	INF	5-2	L/R	Jr.	Lee's Summit, Mo. (Lee's Summit West)
19	Madeline Krumrey	P	5-8	R/R	Sr.	Wildwood, Mo. (Eureka)
21	Abby Tillotson	C	5-7	R/R	Sr.	O'Fallon, Mo. (Fort Zumwalt North/Three Rivers CC)
22	Madison Harris	INF	5-6	R/R	So.	Imperial, Mo. (Windsor)
24	Rachael Donald	C	5-8	R/R	So.	Dupo, Ill. (Dupo)
26	Ashley Ellis	INF	5-8	R/R	So.	Arnold, Mo. (Fox)

ALPHABETICAL ROSTER

No.	Name	Pos.	Ht.	B/T	Cl.	Hometown (High School/College)
14	Kaylee Anderson	INF/P	5-7	R/R	Fr.	Warrenton, Mo. (Warrenton)
2	Rachel Anderson	OF	5-3	L/R	So.	Edwardsville, Ill. (Edwardsville)
7	Mykaela Arellanes	OF	5-6	L/L	Jr.	Foristell, Mo. (Holt/Northern Illinois)
8	Parker Bandy	INF	5-7	L/R	Jr.	Springfield, Ill. (Glenwood/Illinois State)
12	Addison Barnouski	P/INF	5-9	R/R	So.	O'Fallon, Ill. (O'Fallon Township)
16	Randi Dae Conway	INF	5-7	S/R	So.	Morganfield, Ky. (Union City)
24	Rachael Donald	C	5-8	R/R	So.	Dupo, Ill. (Dupo)
26	Ashley Ellis	INF	5-8	R/R	So.	Arnold, Mo. (Fox)
5	Alexis Estes	P	5-9	R/R	So.	Lane, Ill. (Clinton/Lincoln Land CC)
4	Claudia Gallo	OF	5-6	R/R	So.	Arnold, Mo. (Fox)
22	Madison Harris	INF	5-6	R/R	So.	Imperial, Mo. (Windsor)
6	Riley Hayes	C	5-8	R/R	Sr.	Jefferson City, Mo. (Jefferson City)
19	Madeline Krumrey	P	5-8	R/R	Sr.	Wildwood, Mo. (Eureka)
18	Mackenzie Long	INF	5-2	L/R	Jr.	Lee's Summit, Mo. (Lee's Summit West)
11	Danina Marton	INF	5-10	R/R	Fr.	Northridge, Calif. (Grover Cleveland)
3	Sarah Messex	INF	5-4	R/R	Jr.	Sullivan, Mo. (Sullivan)
10	Darby Pruett	INF	5-6	R/R	Sr.	Corning, Ark. (Naylor R-2)
17	Brooke Rheinecker	OF	5-2	L/R	So.	St. Louis, Mo. (Lindbergh)
9	Rachel Rook	P	5-11	R/R	Fr.	Republic, Mo. (Republic)
15	Haley Thogmartin	P	5-8	R/R	Jr.	St. Louis, Mo. (Kirkwood)
21	Abby Tillotson	C	5-7	R/R	Sr.	O'Fallon, Mo. (Fort Zumwalt North/Three Rivers CC)
1	Claire Wernig	OF	5-4	L/L	Sr.	Imperial, Mo. (Lutheran South)

Head Coach: Mark Redburn (Fourth Year/Missouri-St. Louis, 1993)

Assistant Coaches: Kristen Jones (Third Year/Augusta State, 2012);
Brie Carmack (Second Year/Jacksonville, 2011)

OVC SOFTBALL STANDINGS

School	Conference				Overall			
	W	L	I	Pct.	W	L	I	Pct.
Belmont	0	0	0	.000	19	4	0	.826
Eastern Illinois	0	0	0	.000	20	7	0	.741
Morehead State	0	0	0	.000	16	6	0	.727
Austin Peay	0	0	0	.000	15	8	0	.652
Eastern Kentucky	0	0	0	.000	17	10	0	.630
Southeast Missouri	0	0	0	.000	15	9	0	.625
SIUE	0	0	0	.000	9	8	0	.529
UT Martin	0	0	0	.000	14	15	0	.483
Jacksonville State	0	0	0	.000	12	13	0	.480
Murray State	0	0	0	.000	10	16	0	.385
Tennessee Tech	0	0	0	.000	9	17	0	.346
Tennessee State	0	0	0	.000	3	24	0	.111

as of Mar. 20, 2018

THIS WEEK'S SCHEDULE

Tuesday, March 20

Murray State at Saint Louis, 4 p.m.

Wednesday, March 21

No. 24 Kentucky at Morehead State, 3 p.m.

Lipscomb at Austin Peay (2), 3 p.m.

Miami at Eastern Kentucky, 4 p.m.

Missouri at Southeast Missouri (2), 4 p.m.

Illinois at SIUE, 4 p.m.

UT Martin at Memphis, 4 p.m.

Middle Tennessee at Belmont, 5 p.m.

Thursday, March 22

Jacksonville State at Western Kentucky, 3 p.m.

Saturday, March 24

Austin Peay at Morehead State* (2), 11 a.m.

Eastern Illinois at Belmont* (2), 12 p.m.

Murray State at Eastern Kentucky* (2), 12 p.m.

Jacksonville State at UT Martin* (2), 1 p.m.

SIUE at Tennessee State* (2), 1 p.m.

Tennessee Tech at Southeast Missouri* (2), 1 p.m.

Sunday, March 25

Austin Peay at Eastern Kentucky* (2), 12 p.m.

SIUE at Belmont* (2), 1 p.m.

Eastern Illinois at Tennessee State* (2), 1 p.m.

Jacksonville State at Southeast Missouri* (2), 1 p.m.

Tennessee Tech at UT Martin* (2), 1 p.m.

Murray State at Morehead State* (2), 2 p.m.

Southeast Missouri State REDHAWKS

2018 SOFTBALL NOTES / MISSOURI DOUBLEHEADER • MAR. 21

walks (16). Meanwhile, Sarah Messex is third in hit by pitch (5), Rachel Rook is tied for second in saves (2) and Haley Thogmartin ranks tied for first in games finished (9) and rates second in games in relief (10).

Big Weekend for Ellis

Ashley Ellis helped lead Southeast to a 5-1 record at the Chattanooga Frost Classic (Feb. 23-25). Ellis was clutch in the Redhawks final two games of the tournament, both one-run victories. She hit a two-run home run to tie the game in the bottom of the fifth inning against Western Michigan. Two innings later, Ellis hit a walkoff home run to give Southeast the win in the bottom of the seventh. She went 2-for-3 with two runs scored, two home runs and three RBI against the Broncos. Ellis then delivered the RBI-single in the top of the seventh inning that scored the game-winning run in SEMO's 2-1 win over Western Illinois. For the tournament, Ellis hit .333 with five runs scored, two doubles, two home runs and six RBI. She also had a .778 slugging percentage and .455 on-base percentage. Ellis hit safely in four of the Redhawks six games in the tournament.

Two Shutouts

Alexis Estes and Haley Thogmartin combined for a 9-0 shutout against Evansville (Feb. 23), Southeast's first of the season. Estes allowed just two hits and struck out five in four innings, while Thogmartin struck out two in two frames. Neither Estes or Thogmartin allowed a walk. Estes and Thogmartin teamed up again to shutout IUPUI (Feb. 23), 7-0. Estes scattered three hits, struck out one and walked one in 4.2 innings. Meanwhile, Thogmartin allowed two hits, struck out two and walked none in 2.1 innings.

Undefeated Estes

For the second-straight season, pitcher Alexis Estes is 3-0 through a minimum of four starts. Estes enters the weekend at 3-0 with a 4.07 ERA and 13 strikeouts in 22.1 innings over nine appearances and four starts. Estes began the 2017 campaign at 5-0 inside the circle.

Home Run Count

The Redhawks hit 19 home runs through 25 games this season. Southeast homered in 12 of its last 18 contests. Abby Tillotson and Ashley Ellis lead the team with five and four home runs, respectively.

Roster Talk

Southeast's 2018 roster consists of 22 players, including five seniors, five juniors, nine sophomores and three freshmen. The Redhawks return all nine of their position starters and two starting pitchers.

Redhawks Improving

As a team, Southeast saw a +7 increase in the win column, finishing its 2017 campaign at 23-27 overall and ninth in the Ohio Valley Conference at 8-14. Despite missing the OVC Tournament for the second year in a row, the 2017 Redhawks rated among the school's top 10 teams in slugging percentage (6th, .427), on-base percentage (5th, .356), triples (4th, 21), home runs (9th, 31), total bases (9th, 567), stolen bases (2nd, 65), stolen base attempts (1st, 88), opponent batting average (7th, .282), strikeouts per seven innings (7th, 4.17), strikeouts (10th, 194), strikeouts looking (3rd, 61), fewest doubles allowed (8th, 49), fielding percentage (8th, .960), fewest errors (7th, 59) and fewest stolen bases against (3rd, 38). Additionally, the Redhawks 23 wins in 2017 were their most in a season since 2012.

Redhawk Seniors

Outfielder Claire Wernig, catcher Riley Hayes, third baseman Darby Pruett, pitcher Madeline Krumrey and catcher Abby Tillotson are the seniors on this year's club. Wernig, Hayes, Pruett and Krumrey have been at Southeast for four seasons.

Getting Ahead Early

Southeast scored first in 15 games this season. The Redhawks are 12-3 when they score first. In all, Southeast has scored 29 times in the first inning this year.

Games Started

Sarah Messex has started 123 consecutive games. Messex, who has not missed a start in her Southeast career, logged the most starts of any Redhawk on this year's team. Rachel Anderson also started 74-straight games for Southeast.

Returning All-OVC Performers

Center fielder Rachel Anderson and right fielder Mykaela Arellanes each earned Ohio Valley Conference honors in 2017. Anderson was OVC Freshman of the Year and earned both first-team and all-newcomer accolades, while Arellanes garnered all-newcomer laurels. Anderson finished her outstanding rookie campaign at second in the OVC in batting average with a .412 clip. She led the league in triples (8) and was also among the top five individuals in slugging percentage (2nd, .719), on-base percentage (.483), hits (3rd, 63) and total bases (110). Anderson rated third in the nation in triples and seventh in triples per game (0.16), as well. SEMO's team-leader in batting average, at-bats (153), hits, doubles (10), triples, home runs (7), RBIs (33), total bases, slugging percentage, on-base percentage, multi-hit games (21), multi-RBI performances (10) and games started (50), Anderson ended the year on an 11-game hitting streak. She helped lift the Redhawks to victory in six of their final nine contests of the 2017 campaign. Arellanes, who hails from Foristell, Missouri, was SEMO's third-leading hitter with a .322 average. She led the team with 36 runs scored, 16 stolen bases and 22 walks. Arellanes also added 48 hits, nine doubles, four triples, three home runs and 17 RBIs in 48 starts. A transfer from Northern Illinois, Arellanes recorded multiple-hits 13 times and broke a single-game school record with four stolen bases against Alabama A&M (Mar. 11).

Year Four

Mark Redburn is in his fourth year as Southeast's head coach in 2018. The Redhawks saw a +7 increase in the win column last season. Southeast finished the 2017 campaign at 23-27 overall and ninth in the Ohio Valley Conference at 8-14.

Southeast Missouri State REDHAWKS



- Head Coach
- Fourth Year
- Missouri-St. Louis, 1993

MARK REDBURN

The 2018 season marks the fourth year for Southeast Missouri head coach Mark Redburn.

Mark Redburn has the Southeast Missouri softball program moving in the right direction entering his fourth year at the helm.

Redburn coaches the 42nd team in Southeast softball history in 2018.

Last season, Southeast increased its win total by a +7 margin as the Redhawks went 23-27 overall and finished ninth in the Ohio Valley Conference with an 8-14 mark.

Redburn coached his first OVC Freshman of the Year and third First-Team All-OVC selection in Rachel Anderson. Anderson, also a National Fastpitch Coaches Association Second-Team All-Region pick, led the team in batting average (.412), at-bats (153), hits, doubles (10), triples (8), home runs (7), RBIs (33), total bases (110), slugging percentage (.719), on-base percentage (.483), multi-hit games (21), multi-RBI performances (10) and games started (50). Anderson ended her freshman campaign on an 11-game hitting streak, helping lift the Redhawks to victory in six of their final nine contests of 2017.

The 2017 club finished among

the school's top single-season teams in slugging percentage (6th, .427), on-base percentage (5th, .356), triples (4th, 21), home runs (9th, 31), total bases (9th, 567), stolen bases (2nd, 65), stolen base attempts (1st, 88), opponent batting average (7th, .282), strikeouts/7 innings (7th, 4.17), strikeouts (10th, 194), strikeouts looking (3rd, 61) fewest doubles allowed (8th, 49), fielding percentage (8th, .960), fewest errors (7th, 59) and fewest stolen bases against (3rd, 38).

Pitcher Madeline Krumrey surpassed 200 career strikeouts for Redburn's 2017 squad. Krumrey sets to begin her fourth and final season as the Redhawks top starting pitcher this year.

Redburn picked up his 200th career victory when Southeast beat Austin Peay, 7-4, on Apr. 30, 2016. His 2016 club ranked among the school's top-10 teams in doubles (6th, 69), stolen bases (3rd, 58), walks (8th, 138), home runs (6th, 35) and slugging percentage (6th, .412). Additionally, Redburn coached one All-OVC pick (Savannah Carpenter) that year.

In his first season, Redburn led the Redhawks to an overall record of 19-27 and 12-12 in OVC play during the 2015 campaign. His 19 victories came after Southeast won no more than 15 games in each of the previous two seasons. Redburn's first

club at Southeast also had 12 OVC wins, a +9 increase from the 2014 campaign. In addition, the Redhawks made the OVC Tournament, snapping a streak of three years where they missed the event.

Not only did Redburn earn his 100th career NCAA Division I win in his inaugural season with the Redhawks, but he coached three All-OVC selections and one NFCA All-Region honoree.

Statistically, Southeast finished among the top-five OVC teams in batting average (3rd), slugging percentage (5th), on-base percentage (5th) and hits (5th). The 2015 Redhawks also broke two single-season records with Kayla Fortner establishing new marks in home runs and walks. Southeast tied the OVC single-game mark and set a single-game school record with six home runs, as well. Academically, the Redhawks accumulated a 3.35 grade point average during the 2014-15 academic year as a total of nine players earned NFCA All-

America Scholar-Athlete status for achieving a 3.5 or higher GPA.

The fourth head coach in Redhawk softball history, Redburn won 90 games in five years as head coach at the University of Evansville before accepting the job at Southeast on June 26, 2014.

In 2014, Redburn coached a UE team with five starters that were underclassmen, including four freshmen and one sophomore. The Purple Aces achieved their highest batting average since 2007. Additionally, UE had a freshman lead the team in stolen bases and home runs.

Despite a season that allowed 53 games, the 2013 team had its best season in Redburn's five years at UE. Entering the Missouri Valley Conference Tournament as the No. 7 seed, the Purple Aces beat the No. 6, No. 3 and No. 2 seeds to make their first MVC Championship appearance since 2003. UE finished second with



Southeast Missouri State REDHAWKS

three players garnering All-Tournament team honors.

The 2013 campaign resulted in the most overall wins in a season since 2008 and the best regular-season and conference tournament finish since Redburn's arrival. UE continued its aggressive baserunning with 89 stolen bases, ranking second in the MVC. The pitching staff also rated fourth in the conference.

Redburn's 2012 club saw improvement as well, winning more games than it had the previous season. The Purple Aces stole 79 bases and had two all-conference and one National Fastpitch Coaches Association All-Region selection that year. In 2011, Redburn exposed a young and inexperienced team to some of the top programs in the nation as UE played one of its most difficult schedules. Tennessee, Georgia Tech, Missouri, Ohio State, Texas Tech, South Alabama and Chattanooga were among the stiff competition.

Redburn quickly started to transform the UE program during his first year in 2010. The Purple Aces secured a berth in the MVC Tournament after winning 10 conference games. UE led the MVC with 31 doubles and hit 36 home runs, while producing two all-conference picks.

Academically, Redburn's teams consistently enjoyed success. In fact, each of his last four UE teams accumulated a 3.1 or higher grade point average. He had several student-athletes obtain over a 3.5 GPA and earn academic recognition along the way.

Prior to UE, Redburn spent three years as an assistant coach at the University of Missouri working primarily

with the pitchers and catchers, and serving as recruiting coordinator.

He was part of a coaching staff that compiled an overall record of 137-53. The Tigers registered a school record for victories (50), won the Big 12 Conference Tournament, won their Regional and defeated host UCLA in the Super Regional to advance to the College World Series in 2009. Overall, Redburn coached four all-conference pitchers, including USA National Team Pitcher Chelsea Thomas at Missouri.

Redburn began his collegiate coaching career as head coach at St. Charles (Mo.) Community College from 2001-04. He led the 2003 team to its first Region 16 championship and a seventh-place finish at the National Junior College Athletic Association Division I National Tournament. His 2004 squad set a school record with 33 victories.

Following his stay at St. Charles CC, Redburn spent two seasons as head coach of the new softball program at Jefferson College. In the program's first year of competition, 2006, he led Jefferson to a 49-16 record, Region 16 championship and ninth-place finish at the NJCAA Division I National Tournament. Redburn was honored as the Midwest Community College Athletic Conference Coach of the Year following that season. A native of St. Charles, Missouri, Redburn graduated from the University of Missouri-St. Louis in 1993 and received his master's degree in Athletics/Activities Administration from William Woods University.

He and his wife, Tracy, have two sons, Joe and Jack.

THE MARK REDBURN FILE

Hometown

St. Charles, Mo.

Family

Spouse: Tracy

Sons: Joe, Jack

Education

- Missori-St. Louis, Bachelor of Science in Special Education
- William Woods, Master of Education in Athletics/Activities Administration

REDBURN'S YEAR-BY-YEAR RECORDS

Year	School	Assignment	Record	Conf. Finish	Postseason
2002	St. Charles CC	Head Coach	8-18	-	-
2003	St. Charles CC	Head Coach	9-8	-	-
2004	St. Charles CC	Head Coach	10-10		
2005	Jefferson College	Head Coach	-	Program Preparation Year	-
2006	Jefferson College	Head Coach	49-16	1st Region 16	-
2007	Missouri	Assistant Coach	40-23, 13-4	3rd Big 12	-
2008	Missouri	Assistant Coach	47-17, 11-6	3rd Big 12	
2009	Missouri	Assistant Coach	50-12, 12-6	2nd Big 12	1st Big 12 Tourn., NCAA Midwest Regional Champions, NCAA Super Regional Champions, 8th in College World Series
2010	Evansville	Head Coach	18-34, 10-16	t7th MVC	-
2011	Evansville	Head Coach	12-42, 6-21	9th MVC	-
2012	Evansville	Head Coach	18-37, 8-19	8th MVC	-
2013	Evansville	Head Coach	23-30, 11-12	7th MVC	2nd MVC Tourn.
2014	Evansville	Head Coach	19-32, 7-19	10th MVC	-
2015	Southeast Missouri	Head Coach	19-27, 12-12	7th OVC	8th OVC Tourn.
2016	Southeast Missouri	Head Coach	16-33, 10-17	10th OVC	-
2017	Southeast Missouri	Head Coach	23-27, 8-14	9th OVC	-
2018	Southeast Missouri	Head Coach	15-9, 0-0	-	-

Overall Record as a Head Coach: 238-321 (14 years)

Record at Southeast Missouri, 73-96, 30-43 Ohio Valley Conference (3 years)

Record at Evansville, 90-175, 42-87 Missouri Valley Conference (5 years)

Record at Jefferson College, 49-16 (2 years)

Record at St. Charles CC: 27-36 (3 years)

Record as a college assistant: 137-52 (3 years)

Redburn by the Numbers

- 30 OVC Commissioner's Honor Roll Selections
- 19+ Academic All-Americans
- 11 NJCAA All-Region 16 Players
- 9 NFCA All-America Scholar-Athletes
- 6 All-MVC Players
- 6 MVC Scholar-Athletes
- 4 All-Americans
- 4 MCCAC All-Conference Players
- 4 OVC Medal of Honor Recipients
- 3 First-Team All-OVC Selections
- 3 OVC All-Newcomer Selections
- 3 OVC Players of the Week
- 3 MVC Players of the Week
- 2 NFCA All-Region Selections
- 1 OVC Freshman of the Year
- 1 Second-Team All-OVC Selection

Coaching Honors

- 2009 Midwest Coaching Staff of the Year
- 2006 Region 16 and MCCAC Coach of the Year
- 2003 Region 16 Coach of the Year

Southeast Missouri State REDHAWKS

2018 SOFTBALL STATISTICS



2018 Southeast Missouri Softball Overall Statistics for Southeast Missouri (as of Mar 20, 2018) (All games Sorted by Batting avg)



Record: 15-9 Home: 2-0 Away: 3-5 Neutral: 10-4 OVC: 0-0

Player	avg	gp-gs	ab	r	h	2b	3b	hr	rbi	tb	slg%	bb	hp	so	gdp	ob%	sf	sh	sb-att	po	a	e	fld%
2 ANDERSON, Rachel	.397	24-24	68	19	27	4	4	1	14	42	.618	13	1	11	0	.500	0	2	4-6	44	3	1	.979
7 ARELLANES, Mykaela	.394	24-24	71	15	28	5	2	1	13	40	.563	15	1	5	0	.500	1	0	5-6	37	1	2	.950
16 CONWAY, Randi Dae	.333	16-3	15	7	5	0	0	0	0	5	.333	0	0	3	0	.333	0	1	2-2	2	4	1	.857
21 TILLOTSON, Abby	.308	24-23	65	14	20	3	0	5	22	38	.585	9	1	10	0	.390	2	0	1-1	54	2	0	1.000
26 ELLIS, Ashley	.276	24-24	58	14	16	2	1	4	15	32	.552	14	2	19	0	.432	0	1	1-1	131	6	0	1.000
12 BARNOUSKI, Addison	.263	22-21	57	14	15	5	1	3	9	31	.544	5	1	10	0	.328	1	1	2-2	12	35	4	.922
3 MESSEX, Sarah	.258	24-24	62	9	16	3	1	3	16	30	.484	7	5	11	0	.373	1	0	1-3	32	31	2	.969
8 BANDY, Parker	.255	23-22	51	13	13	3	0	1	8	19	.373	9	1	13	0	.365	2	0	3-4	44	33	5	.939
4 GALLO, Claudia	.222	16-8	18	4	4	1	1	0	1	7	.389	1	2	5	0	.333	0	0	1-1	10	1	1	.917
17 RHEINECKER, Brooke	.200	22-16	40	6	8	0	0	0	0	8	.200	1	0	4	0	.220	0	3	3-3	13	0	0	1.000
22 HARRIS, Madison	.190	19-3	21	4	4	0	0	0	4	4	.190	1	0	7	0	.227	0	0	3-3	0	0	0	.000
6 HAYES, Riley	.179	20-17	39	3	7	1	1	1	6	13	.333	8	0	10	0	.313	1	1	0-0	53	6	1	.983
10 PRUETT, Darby	.083	7-2	12	0	1	1	0	0	2	2	.167	0	0	3	0	.083	0	0	0-0	2	2	0	1.000
14 ANDERSON, Kaylee	.071	10-3	14	1	1	0	0	0	0	1	.071	1	0	5	0	.133	0	1	0-0	8	6	0	1.000
1 WERNIG, Claire	.000	9-2	12	1	0	0	0	0	1	0	.000	0	0	4	0	.000	0	1	1-2	1	0	0	1.000

11 MARTON, Danina	.500	3-0	2	0	1	0	0	0	0	1	.500	0	0	0	0	.500	0	0	0-0	0	0	0	.000
24 DONALD, Rachael	.000	5-0	4	1	0	0	0	0	2	0	.000	1	1	2	0	.333	0	0	1-1	5	0	0	1.000
5 ESTES, Alexis	.000	1-0	2	0	0	0	0	0	0	0	.000	0	0	0	0	.000	0	0	0-0	1	5	0	1.000
18 LONG, Mackenzie	.000	7-0	1	3	0	0	0	0	0	0	.000	0	1	0	0	.500	0	0	2-2	0	0	0	.000
Totals	.271	24	612	128	166	28	11	19	113	273	.446	85	16	122	0	.370	8	11	30-37	458	155	17	.973
Opponents	.282	24	614	96	173	26	2	20	92	263	.428	44	17	99	2	.346	1	12	12-17	458	168	28	.957

LOB - Team (146), Opp (134). DPs turned - Team (9), Opp (5). IBB - Team (0), Opp (1).

(All games Sorted by Earned run avg)

Player	era	w-l	app	gs	cg	sho	sv	ip	h	r	er	bb	so	2b	3b	hr	b/avg	wp	hp	bk	sfa	sha
15 THOGMARTIN, Haley	2.62	5-3	14	5	1	0/2	1	42.2	51	16	16	8	26	6	1	4	.293	0	3	0	1	0
19 KRUMREY, Madeline	4.49	7-3	13	12	4	0/0	1	62.1	75	42	40	21	36	16	1	5	.300	6	7	0	0	8
5 ESTES, Alexis	4.67	3-0	11	4	0	0/2	0	24.0	24	21	16	9	13	0	0	6	.238	7	4	0	0	2

9 ROOK, Rachel	4.34	0-3	10	3	0	0/0	2	19.1	18	14	12	5	23	3	0	5	.243	0	1	0	0	1
14 ANDERSON, Kaylee	4.85	0-0	3	0	0	0/0	0	4.1	5	3	3	1	1	1	0	0	.333	0	2	0	0	1
Totals	3.99	15-9	24	24	5	2/2	4	152.2	173	96	87	44	99	26	2	20	.282	13	17	0	1	12
Opponents	4.54	9-15	24	24	6	3/2	2	152.2	166	128	99	85	122	28	11	19	.271	13	16	0	8	11

PB - Team (0), Opp (10). Pickoffs - Team (1), KRUMREY 1. SBA/ATT - HAYES (6-8), TILLOTSON (6-7), KRUMREY (6-7), THOGMARTIN (3-4), K. ANDERSON (1-2), ESTES (2-2), ROOK (0-2).

Southeast Missouri State REDHAWKS

2018 RESULTS



2018 Southeast Missouri Softball Game Results for Southeast Missouri (as of Mar 20, 2018) (All games)



Date	Opponent	Score	Inns	Overall	OVC	Pitcher of record	Attend	Time
! 02-09-18	vs South Dakota State	w 4-1	7	1-0-0	0-0-0	KRUMREY (W 1-0)	95	1:48
! 02-09-18	at UNI	L 0-7	7	1-1-0	0-0-0	THOGMARTIN (L 0-1)	155	1:40
! 02-10-18	vs UMKC	w 13-3	5	2-1-0	0-0-0	ESTES (W 1-0)	65	1:50
! 02-10-18	vs UNI	L 0-8	5	2-2-0	0-0-0	KRUMREY (L 1-1)	130	1:20
! 02-11-18	vs Drake	L 0-1	7	2-3-0	0-0-0	ROOK (L 0-1)	80	1:30
% 02-23-18	vs Evansville	w 9-0	6	3-3-0	0-0-0	ESTES (W 2-0)	77	1:50
% 02-23-18	at Alabama State	w 14-1	5	4-3-0	0-0-0	KRUMREY (W 2-1)	50	1:30
% 02-24-18	vs IUPUI	w 7-0	7	5-3-0	0-0-0	ESTES (W 3-0)	68	1:52
% 02-24-18	at Chattanooga	L 5-8	7	5-4-0	0-0-0	ROOK (L 0-2)	210	2:21
% 02-25-18	vs Western Michigan	w 8-7	7	6-4-0	0-0-0	THOGMARTIN (W 1-1)	53	2:33
% 02-25-18	vs Western Illinois	w 2-1	7	7-4-0	0-0-0	KRUMREY (W 3-1)	73	1:48
# 03-03-18	vs Ohio	w 2-1	7	8-4-0	0-0-0	KRUMREY (W 4-1)	250	1:53
# 03-03-18	at #22 Kentucky	L 2-4	7	8-5-0	0-0-0	THOGMARTIN (L 1-2)	678	2:09
# 03-04-18	vs Ohio	L 1-5	7	8-6-0	0-0-0	THOGMARTIN (L 1-3)	0	2:13
# 03-04-18	vs #22 Kentucky	L 2-11	7	8-7-0	0-0-0	KRUMREY (L 4-2)	0	2:07
03-09-18	at Creighton	L 3-6	7	8-8-0	0-0-0	ROOK (L 0-3)	157	2:05
03-10-18	at Creighton-1	w 7-4	7	9-8-0	0-0-0	THOGMARTIN (W 2-3)	-	2:10
03-10-18	at Creighton-2	L 5-7	7	9-9-0	0-0-0	KRUMREY (L 4-3)	213	1:50
03-13-18	INDIANA STATE-1	w 5-1	7	10-9-0	0-0-0	KRUMREY (W 5-3)	190	1:35
03-13-18	INDIANA STATE-2	w 4-1	7	11-9-0	0-0-0	THOGMARTIN (W 3-3)	200	1:48
\$ 03-17-18	vs Tennessee Tech	w 7-3	7	12-9-0	0-0-0	THOGMARTIN (W 4-3)	63	1:56
\$ 03-17-18	at Memphis	w 8-7	7	13-9-0	0-0-0	KRUMREY (W 6-3)	176	2:24
\$ 03-18-18	vs South Dakota	w 10-2	5	14-9-0	0-0-0	KRUMREY (W 7-3)	97	1:44
\$ 03-18-18	vs SIUE	w 10-7	7	15-9-0	0-0-0	THOGMARTIN (W 5-3)	114	2:08

! = Northern Iowa Dome Classic (Cedar Falls, Iowa)

% = Frost Classic (Chattanooga, Tenn.)

= John Cropp Classic (Lexington, Ky.)

\$ = Memphis Tiger Classic (Memphis, Tenn.)

* = Conference game

() extra inning game

Southeast Missouri State REDHAWKS

SEASON/CAREER-HIGHS

Multiple-Hit Games

Player	2	3	4	5+	Total
Mykaela Arellanes	9	1	-	-	10
Rachel Anderson	2	3	-	-	5
Abby Tillotson	3	-	-	-	3
Ashley Ellis	3	-	-	-	3
Sarah Messex	2	1	-	-	3
Addison Barnouski	2	-	-	-	2
Randi Dae Conway	2	-	-	-	2
Brooke Rheinecker	1	-	-	-	1
Riley Hayes	1	-	-	-	1
Claudia Gallo	1	-	-	-	1
Parker Bandy	1	-	-	-	1

Multiple-RBI Games

Player	2	3	4	5+	Total
Sarah Messex	3	1	-	-	4
Abby Tillotson	-	3	1	-	4
Rachel Anderson	3	1	-	-	4
Ashley Ellis	2	1	-	-	3
Mykaela Arellanes	3	-	-	-	3
Addison Barnouski	2	-	-	-	2
Parker Bandy	1	-	-	-	1
Rachael Donald	1	-	-	-	1

Inning-by-Inning Summary

Inning	SEMO	Opp.
First	29	20
Second	12	5
Third	38	11
Fourth	12	18
Fifth	19	19
Sixth	12	16
Seventh	6	7
Extra	0	0
Totals	128	96

Inning-by-Inning Summary

Inning	SEMO	Opp.
First	0	0
Second	0	0
Third	0	0
Fourth	0	0
Fifth	0	0
Sixth	0	0
Seventh	0	0
Extra	0	0
Totals	0	0

Current Hitting Streaks

Player	Games	Started
Addison Barnouski	5	3/13

Current Reached Base Streaks

Player	Games	Started
Rachel Anderson	18	2/23

Career Multiple-Hit Games

Player	2	3	4	5+	Total
Claire Wernig	22	2	1	-	25
Rachel Anderson	17	6	-	-	23
Mykaela Arellanes	19	2	-	-	21
Riley Hayes	12	1	-	-	13
Sarah Messex	12	-	-	-	12
Parker Bandy	8	1	-	-	9
Darby Pruett	9	-	-	-	9
Ashley Ellis	9	-	-	-	9
Brooke Rheinecker	7	1	-	-	8
Addison Barnouski	5	2	-	-	7
Abby Tillotson	7	-	-	-	7
Madison Harris	5	1	-	-	6
Claudia Gallo	2	1	-	-	3
Randi Dae Conway	2	-	-	-	2

Career Multiple-RBI Games

Player	2	3	4	5+	Total
Rachel Anderson	10	5	-	-	15
Darby Pruett	8	1	1	-	10
Abby Tillotson	5	4	1	-	10
Riley Hayes	6	2	-	-	8
Sarah Messex	4	3	-	-	7
Ashley Ellis	5	1	-	1	7
Claire Wernig	3	3	-	-	6
Parker Bandy	5	1	-	-	6
Addison Barnouski	4	1	-	-	5
Mykaela Arellanes	4	1	-	-	5
Claudia Gallo	2	-	-	-	2
Madison Harris	2	-	-	-	2
Brooke Rheinecker	-	1	-	-	1

14 Kaylee Anderson

2018 Season/Career-Highs

At-Bats.....	3, at Kentucky (3/4)
Runs.....	1, at Memphis (3/17)
Hits.....	1, vs. Drake (2/11)
Doubles.....	-
Triples.....	-
Home Runs.....	-
RBI.....	-
Stolen Bases.....	-

2018 Pitching Season/Career-Highs

Innings Pitched.....	2.0, at Creighton (3/10)
Fewest Hits.....	1, vs. Western Michigan (2/25)
Most Hits.....	2, 2x, last at Creighton (3/10)
Fewest Runs.....	0, at Creighton (3/10)
Most Runs.....	2, vs. Western Michigan (2/25)
Fewest Walks.....	0, 2x, last vs. Western Michigan (2/25)
Strikeouts.....	1, at Creighton (3/10)

2 Rachel Anderson

2018 Season-Highs

At-Bats.....	4, 5x, last vs. SIU Edwardsville (3/18)
Runs.....	3, 2x, last at Chattanooga (2/24)
Hits.....	3, 3x, last at Creighton (3/9)
Doubles.....	1, 4x, last vs. South Dakota (3/18)
Triples.....	1, 4x, last vs. Indiana State (3/13)
Home Runs.....	1, at Chattanooga (2/24)
RBI.....	3, 2x, last Creighton (3/10)
Stolen Bases.....	1, 4x, last vs. SIU Edwardsville (3/18)

Career-Highs

At-Bats.....	5, at SIU Edwardsville (4/14/17)
Runs.....	3, 5x, last at Chattanooga (2/24/18)
Hits.....	3, 7x, last at Creighton (3/9)
Doubles.....	1, 13x, last vs. South Dakota (3/18/18)
Triples.....	2, 2x, last at Alcorn State (2/25/17)
Home Runs.....	1, 8x, last at Chattanooga (2/24/18)
RBI.....	3, 5x, last at Creighton (3/10)
Stolen Bases.....	2, 2x, last vs. Alabama State (3/12/17)

7 Mykaela Arellanes

2018 Season-Highs

At-Bats.....	4, 8x, last vs. SIU Edwardsville (3/18)
Runs.....	2, 4x, last vs. South Dakota (3/18)
Hits.....	3, vs. UMKC (2/10)
Doubles.....	1, 5x, last vs. South Dakota (3/18)
Triples.....	1, 2x, last vs. Evansville (2/23)
Home Runs.....	1, vs. Indiana State (3/13)
RBI.....	2, 2x, vs. South Dakota (3/18)
Stolen Bases.....	1, 5x, last at Creighton (3/10)

Career-Highs

At-Bats.....	4, 23x, last vs. SIU Edwardsville (3/18/18)
Runs.....	3, vs. Jarvis Christian College (2/11/17)
Hits.....	3, 3x, last vs. UMKC (2/10/18)
Doubles.....	2, vs. Tennessee State (2/11/17)
Triples.....	2, vs. Jarvis Christian College (2/11/17)
Home Runs.....	1, 4x, last vs. Indiana State (3/13/18)
RBI.....	3, vs. Jarvis Christian College (2/11/17)
Stolen Bases.....	4, vs. Alabama A&M (3/11/17)

8 Parker Bandy

2018 Season-Highs

At-Bats.....	3, 11x, last vs. SIU Edwardsville (3/18)
Runs.....	2, 3x, last at Creighton (3/10)
Hits.....	2, at Creighton (3/10)
Doubles.....	1, 3x, last vs. Indiana State (3/13)
Triples.....	-
Home Runs.....	1, at Creighton (3/10)
RBI.....	2, vs. Western Michigan (2/25)
Stolen Bases.....	1, 3x, last vs. Indiana State (3/13)

Career-Highs

At-Bats.....	5, at SIU Edwardsville (4/14/17)
Runs.....	2, 6x, last at Creighton (3/10/18)
Hits.....	2, 9x, last at Creighton (3/10/18)
Doubles.....	1, 9x, last vs. Indiana State (3/13/18)
Triples.....	1, 3x, last vs. Murray State (4/9/17)
Home Runs.....	1, 3x, last at Creighton (3/10)
RBI.....	3, vs. Alabama State (3/12/17)
Stolen Bases.....	2, vs. Tennessee State (2/11/17)

12 Addison Barnouski

2018 Season-Highs

At-Bats.....	4, 2x, last vs. SIU Edwardsville (3/18)
Runs.....	2, 5x, last vs. SIU Edwardsville (3/18)
Hits.....	2, 3x, last vs. SIU Edwardsville (3/18)
Doubles.....	1, 5x, last vs. SIU Edwardsville (3/18)
Triples.....	1, vs. South Dakota (3/18)
Home Runs.....	1, 3x, last vs. Ohio (3/3)
RBI.....	2, 3x, last vs. SIU Edwardsville (3/18)
Stolen Bases.....	1, 2x, last vs. Alabama State (2/23)

Career-Highs

At-Bats.....	4, 6x, last vs. SIU Edwardsville (3/18/18)
Runs.....	2, 6x, last vs. SIU Edwardsville (3/18/18)
Hits.....	3, 2x, last at Alcorn State (2/25/17)
Doubles.....	1, 8x, last vs. SIU Edwardsville (3/18/18)
Triples.....	1, vs. South Dakota (3/18/18)
Home Runs.....	1, 5x, last vs. Western Michigan (2/25)
RBI.....	3, at Alcorn State (2/25/17)
Stolen Bases.....	2, at Jackson State (2/12/17)

Pitching Career-Highs

Innings Pitched.....	2.0, vs. Jarvis Christian College (2/11/17)
Fewest Hits.....	1, at Jackson State (2/12/17)
Most Hits.....	4, 2x, last vs. Middle Tennessee (2/17/17)
Fewest Runs.....	0, at Jackson State (2/12/17)
Most Runs.....	4, vs. Middle Tennessee (2/17/17)
Fewest Walks.....	0, 2x, last at Jackson State (2/12/17)
Strikeouts.....	1, vs. Middle Tennessee (2/17/17)

16 Randi Dae Conway

2018 Season-Highs

At-Bats.....	5, at Memphis (3/17)
Runs.....	1, 7x, last vs. South Dakota (3/18)
Hits.....	2, 2x, last vs. South Dakota (3/18)
Doubles.....	-
Triples.....	-
Home Runs.....	-
RBI.....	-
Stolen Bases.....	1, 2x, last vs. Alabama State (2/23)

Career-Highs

At-Bats.....	5, at Memphis (3/17/18)
Runs.....	2, vs. Jarvis Christian College (2/11/17)
Hits.....	2, 2x, last vs. South Dakota (3/18/18)
Doubles.....	-
Triples.....	-
Home Runs.....	-
RBI.....	-
Stolen Bases.....	1, 2x, last vs. Alabama State (2/23/18)

Southeast Missouri State REDHAWKS

SEASON/CAREER-HIGHS

24 Rachael Donald

2018 Season-Highs	
At-Bats.....	2, at Creighton (3/10)
Runs.....	1, at Alabama State (2/23)
Hits.....	-
Doubles.....	-
Triples.....	-
Home Runs.....	-
RBI.....	2, at Alabama State (2/23)
Stolen Bases.....	1, at Alabama State (2/23)
Career-Highs	
At-Bats.....	2, 2x, last at Creighton (3/10/18)
Runs.....	2, vs. Jarvis Christian College (2/11/17)
Hits.....	1, vs. Jarvis Christian College (2/11/17)
Doubles.....	-
Triples.....	-
Home Runs.....	-
RBI.....	2, at Alabama State (2/23/18)
Stolen Bases.....	1, at Alabama State (2/23/18)

26 Ashley Ellis

2018 Season-Highs	
At-Bats.....	3, 12x, last vs. Indiana State (3/13)
Runs.....	2, 4x, last vs. SIU Edwardsville (3/18)
Hits.....	2, 4x, last vs. SIU Edwardsville (3/18)
Doubles.....	2, vs. Evansville (2/23)
Triples.....	1, vs. SIU Edwardsville (3/18)
Home Runs.....	2, vs. Western Michigan (2/25)
RBI.....	3, 2x, last vs. SIU Edwardsville (3/18)
Stolen Bases.....	1, vs. South Dakota State (2/9)
Career-Highs	
At-Bats.....	5, at Tennessee State (4/29/17)
Runs.....	2, 4x, last vs. SIU Edwardsville (3/18/18)
Hits.....	2, 11x, last vs. SIU Edwardsville (3/18/18)
Doubles.....	2, vs. Evansville (2/23/18)
Triples.....	1, 3x, last vs. SIU Edwardsville (3/18/18)
Home Runs.....	2, vs. Western Michigan (2/25/18)
RBI.....	5, at Jackson State (2/12/17)
Stolen Bases.....	1, 2x, last vs. South Dakota State (2/9/18)

5 Alexis Estes

2018 Season-Highs	
Innings Pitched.....	4.2, vs. IUPUI (2/24)
Fewest Hits.....	1, 3x, last vs. Tennessee Tech (3/17)
Most Hits.....	3, 5x, last vs. SIU Edwardsville (3/18)
Fewest Runs.....	0, 2x, last vs. IUPUI (2/24)
Most Runs.....	5, at Northern Iowa (2/9)
Fewest Walks.....	0, 3x, last at Creighton (3/10)
Strikeouts.....	5, vs. Evansville (2/23)
Career-Highs	
Innings Pitched.....	7.0, 3x, last vs. Eastern Kentucky (4/23/17)
Fewest Hits.....	0, vs. Tennessee State (2/11/17)
Most Hits.....	13, at Missouri (4/18/17)
Fewest Runs.....	0, 8x, last vs. IUPUI (2/24/18)
Most Runs.....	8, at Missouri (4/18/17)
Fewest Walks.....	0, 8x, last at Creighton (3/10/18)
Strikeouts.....	8, 2x, last vs. Eastern Kentucky (4/23/17)

4 Claudia Gallo

2018 Season-Highs	
At-Bats.....	3, 2x, last vs. Western Michigan (2/25)
Runs.....	2, vs. IUPUI (2/24)
Hits.....	2, vs. IUPUI (2/24)
Doubles.....	1, at Alabama State (2/23)
Triples.....	1, vs. IUPUI (2/24)
Home Runs.....	-
RBI.....	1, vs. Tennessee Tech (3/17)
Stolen Bases.....	1, vs. Tennessee Tech (3/17)
Career-Highs	
At-Bats.....	4, vs. Murray State (4/9/17)
Runs.....	2, vs. IUPUI (2/24/18)
Hits.....	3, vs. Murray State (4/9/17)
Doubles.....	1, at Alabama State (2/23/18)
Triples.....	1, 3x, last vs. IUPUI (2/24/18)
Home Runs.....	-
RBI.....	2, 2x, last at Missouri (4/18/17)
Stolen Bases.....	1, 4x, last vs. Tennessee Tech (3/17/18)

22 Madison Harris

2018 Season-Highs	
At-Bats.....	3, at Kentucky (3/3)
Runs.....	1, 4x, last vs. South Dakota (3/18)
Hits.....	1, 4x, last vs. South Dakota (3/18)
Doubles.....	-
Triples.....	-
Home Runs.....	-
RBI.....	2, at Memphis (3/17)
Stolen Bases.....	1, 3x, last vs. South Dakota (3/18)
Career-Highs	
At-Bats.....	4, 5x, last at Tennessee State (4/29/17)
Runs.....	2, 3x, last vs. Eastern Illinois (4/1/17)
Hits.....	3, vs. UMKC (3/17/17)
Doubles.....	1, 2x, last vs. Eastern Illinois (4/1/17)
Triples.....	-
Home Runs.....	1, at Kansas (3/19/17)
RBI.....	2, 3x, last at Memphis (3/17/18)
Stolen Bases.....	1, 4x, last vs. South Dakota (3/18/18)

6 Riley Hayes

2018 Season-Highs	
At-Bats.....	3, 7x, last vs. South Dakota (3/18)
Runs.....	1, 3x, last at Memphis (3/17)
Hits.....	2, vs. UMKC (2/10)
Doubles.....	1, at Chattanooga (2/24)
Triples.....	1, at Creighton (3/9)
Home Runs.....	1, at Creighton (3/10)
RBI.....	2, 2x, last at Memphis (3/17)
Stolen Bases.....	-
Career-Highs	
At-Bats.....	7, vs. Eastern Illinois (5/7/15)
Runs.....	1, 29x, last at Memphis (3/17/18)
Hits.....	3, vs. Eastern Illinois (5/7/15)
Doubles.....	2, at SIU Edwardsville (4/2/16)
Triples.....	1, 2x, last at Creighton (3/9/18)
Home Runs.....	1, 10x, last at Creighton (3/10/18)
RBI.....	3, 2x, last at Austin Peay (5/3/15)
Stolen Bases.....	1, 5x, last vs. Morehead State (4/22/17)

19 Madeline Krumrey

2018 Season-Highs	
Innings Pitched.....	7.0, 3x, last vs. Indiana State (3/13)
Fewest Hits.....	0, at Creighton (3/10)
Most Hits.....	10, 2x, last at Memphis (3/17)
Fewest Runs.....	0, at Creighton (3/10)
Most Runs.....	7, 4x, last at Memphis (3/17)
Fewest Walks.....	0, at Creighton (3/10)
Strikeouts.....	6, vs. South Dakota (3/18)
Career-Highs	
Innings Pitched.....	10.0, 2x, last vs. Eastern Illinois (5/7/15)
Fewest Hits.....	0, 5x, last at Creighton (3/10/18)
Most Hits.....	13, 4x, last vs. Murray State (4/9/17)
Fewest Runs.....	0, 19x, last at Creighton (3/10/18)
Most Runs.....	10, at Austin Peay (5/3/15)
Fewest Walks.....	0, 18x, last at Creighton (3/10/18)
Strikeouts.....	9, 2x, last vs. Eastern Illinois (4/26/15)

18 Mackenzie Long

2018 Season-Highs	
At-Bats.....	1, vs. South Dakota (3/18)
Runs.....	1, 3x, last vs. Indiana State (3/13)
Hits.....	-
Doubles.....	-
Triples.....	-
Home Runs.....	-
RBI.....	-
Stolen Bases.....	1, 2x, last vs. Indiana State (3/13)
Career-Highs	
At-Bats.....	3, 2x, last at Eastern Kentucky (4/23/16)
Runs.....	1, 6x, last vs. Indiana State (3/13/18)
Hits.....	1, 2x, last at Eastern Kentucky (4/23/16)
Doubles.....	-
Triples.....	-
Home Runs.....	-
RBI.....	-
Stolen Bases.....	1, 3x, last vs. Indiana State (3/13/18)

11 Danina Marton

2018 Season/Career-Highs	
At-Bats.....	1, 2x, last vs. Indiana State (3/13)
Runs.....	-
Hits.....	1, at Creighton (3/10)
Doubles.....	-
Triples.....	-
Home Runs.....	-
RBI.....	-
Stolen Bases.....	-

3 Sarah Messex

2018 Season-Highs	
At-Bats.....	4, 2x, last vs. Ohio (3/4)
Runs.....	2, vs. Alabama State (2/23)
Hits.....	3, vs. UMKC (2/10)
Doubles.....	1, 3x, last vs. SIU Edwardsville (3/18)
Triples.....	1, at Kentucky (3/4)
Home Runs.....	1, 3x, last at Creighton (3/10)
RBI.....	3, 2x, last vs. SIU Edwardsville (3/18)
Stolen Bases.....	1, vs. South Dakota (3/18)
Career-Highs	
At-Bats.....	4, 8x, last vs. Ohio (3/4/18)
Runs.....	2, 4x, last vs. Alabama State (2/23/18)
Hits.....	3, vs. UMKC (2/10/18)
Doubles.....	2, 2x, last vs. UMKC (3/17/17)
Triples.....	1, at Kentucky (3/4/18)
Home Runs.....	1, 6x, last at Creighton (3/10/18)
RBI.....	3, 4x, last vs. SIU Edwardsville (3/18/18)
Stolen Bases.....	2, vs. Austin Peay (4/29/16)

Southeast Missouri State REDHAWKS

SEASON/CAREER-HIGHS

10 Darby Pruett

2018 Season-Highs	
At-Bats.....	3, 2x, last at Kentucky (3/4)
Runs	-
Hits	1, vs. Ohio (3/4)
Doubles	1, vs. Ohio (3/4)
Triples	-
Home Runs	-
RBI.....	1, 2x, last vs. Ohio (3/4)
Stolen Bases.....	-

Career-Highs	
At-Bats.....	4, 4x, last vs. Murray State (4/9/17)
Runs	2, 2x, last vs. Jarvis Christian College (2/11/17)
Hits	2, 7x, last vs. Murray State (4/9/17)
Doubles	2, vs. Tennessee State (2/11/17)
Triples	1, 2x, last vs. Jarvis Christian College (2/11/17)
Home Runs	1, 8x, last at Jacksonville State (3/26/17)
RBI.....	3, at Eastern Kentucky (4/23/16)
Stolen Bases.....	1, 2x, last vs. Eastern Illinois (4/1/17)

17 Brooke Rheinecker

2018 Season-Highs	
At-Bats.....	3, 5x, last vs. Indiana State (3/13)
Runs	2, 2x, last vs. IUPUI (2/24)
Hits	2, vs. Drake (2/11)
Doubles	-
Triples	-
Home Runs	-
RBI.....	-
Stolen Bases.....	1, 3x, last at Kentucky (3/4)

2017 Season-Highs	
At-Bats.....	4, 6x, last vs. Morehead State (4/22/17)
Runs	2, 3x, last vs. IUPUI (2/24/18)
Hits	3, vs. Alabama A&M (3/11/17)
Doubles	-
Triples	-
Home Runs	-
RBI.....	3, vs. Jarvis Christian College (2/11/17)
Stolen Bases.....	2, vs. Alabama A&M (3/11/17)

9 Rachel Rook

2018 Season/Career-Highs	
Innings Pitched.....	4.0, 2x, last vs. Tennessee Tech (3/17)
Fewest Hits.....	0, 2x, last vs. SIU Edwardsville (3/18)
Most Hits.....	4, 2x, last at Kentucky (3/4)
Fewest Runs.....	0, 3x, last vs. SIU Edwardsville (3/18)
Most Runs.....	4, at Kentucky (3/4)
Fewest Walks.....	0, 7x, last vs. SIU Edwardsville (3/18)
Strikeouts.....	7, vs. Tennessee Tech (3/17)

15 Haley Thogmartin

2018 Season-Highs	
Innings Pitched.....	7.0, vs. Indiana State (3/13)
Fewest Hits.....	0, vs. Evansville (2/23)
Most Hits.....	9, at Creighton (3/10)
Fewest Runs.....	0, 6x, last at Memphis (3/17)
Most Runs.....	5, vs. SIU Edwardsville (3/18)
Fewest Walks.....	0, 7x, last at Memphis (3/17)
Strikeouts.....	4, 2x, last vs. SIU Edwardsville (3/18)

Career-Highs	
Innings Pitched.....	7.0, 3x, last vs. Indiana State (3/13/18)
Fewest Hits.....	0, 4x, last vs. Evansville (2/23/18)
Most Hits.....	9, 3x, last at Creighton (3/10/18)
Fewest Runs.....	0, 13x, last at Memphis (3/18/18)
Most Runs.....	9, vs. UMKC (3/6/16)
Fewest Walks.....	0, 21x, last vs. SIU Edwardsville (3/18/18)
Strikeouts.....	7, vs. Houston Baptist (2/13/16)

21 Abby Tillotson

2018 Season-Highs	
At-Bats.....	4, 4x, last vs. SIU Edwardsville (3/18)
Runs	4, vs. SIU Edwardsville (3/18)
Hits	3, vs. SIU Edwardsville (3/18)
Doubles	1, 3x, last vs. Indiana State (3/13)
Triples	-
Home Runs	1, 5x, last vs. SIU Edwardsville (3/18)
RBI.....	4, at Creighton (3/10)
Stolen Bases.....	1, vs. SIU Edwardsville (3/18)

Career-Highs	
At-Bats.....	4, 6x, last vs. SIU Edwardsville (3/18/18)
Runs	4, vs. SIU Edwardsville (3/18/18)
Hits	3, vs. SIU Edwardsville (3/18/18)
Doubles	1, 9x, last vs. Indiana State (3/13/18)
Triples	-
Home Runs	1, 9x, last vs. SIU Edwardsville (3/18/18)
RBI.....	4, at Creighton (3/10/18)
Stolen Bases.....	1, vs. SIU Edwardsville (3/18/18)

1 Claire Wernig

2018 Season-Highs	
At-Bats.....	4, vs. Evansville (2/23)
Runs	1, at Creighton (3/10)
Hits	-
Doubles	-
Triples	-
Home Runs	-
RBI.....	1, vs. Indiana State (3/13)
Stolen Bases.....	1, at Creighton (3/10)

Career-Highs	
At-Bats.....	6, last vs. Eastern Illinois (5/7/15)
Runs	3, 2x, last at Austin Peay (4/30/16)
Hits	4, vs. Austin Peay (4/30/16)
Doubles	1, 11x, last vs. Austin Peay (4/30/16)
Triples	1, vs. Grambling State (2/14/15)
Home Runs	1, vs. Arkansas (4/6/16)
RBI.....	3, 3x, last vs. Austin Peay (4/29/16)
Stolen Bases.....	3, vs. Austin Peay (4/30/16)

Southeast Missouri State REDHAWKS

TEAM GAME-BY-GAME HITTING

Opponent	AB	R	H	RBI	2B	3B	HR	BB	IBB	SB	CS	HBP	SAC	SF	GDP	K	PO	A	E	Avg
Southeast Missouri	24	4	7	3	1	0	1	2	0	3	0	0	0	1	0	3	21	4	1	.292
South Dakota State	24	1	5	1	1	0	0	4	0	0	0	1	2	0	0	3	18	1	1	.208
Southeast Missouri	25	0	5	0	0	0	0	0	0	0	0	0	0	0	0	4	18	3	2	.245
Northern Iowa	27	7	8	4	0	0	0	2	0	2	0	2	0	0	0	3	21	13	0	.255
Southeast Missouri	31	13	14	12	3	2	0	3	0	2	1	1	0	0	0	5	15	3	1	.325
UMKC	20	3	4	3	1	0	1	3	0	1	0	0	0	0	0	5	15	3	2	.239
Southeast Missouri	16	0	3	0	1	0	0	3	0	0	0	1	1	0	0	1	12	4	1	.302
Northern Iowa	24	8	12	8	2	0	0	1	0	2	0	0	1	0	0	0	15	3	0	.305
Southeast Missouri	26	0	4	0	0	0	0	0	0	1	0	0	0	0	0	13	21	6	0	.270
Drake	23	1	5	1	2	0	0	1	0	0	1	0	0	0	0	6	21	8	1	.288
Southeast Missouri	25	9	7	6	2	1	0	6	0	3	1	2	2	0	0	4	18	3	1	.272
Evansville	21	0	2	0	0	0	0	0	0	0	0	2	0	0	0	7	18	11	2	.259
Southeast Missouri	25	14	9	12	2	0	1	5	0	6	1	3	0	0	0	2	15	7	0	.285
Alabama State	16	1	3	1	0	1	1	1	0	0	1	0	0	0	0	3	15	10	2	.252
Southeast Missouri	24	7	7	5	1	1	1	6	0	0	1	2	2	1	0	5	21	8	0	.286
IUPUI	25	0	5	0	0	0	0	1	0	0	0	1	0	0	0	3	21	8	3	.244
Southeast Missouri	29	5	7	4	1	1	2	2	0	0	0	0	0	1	0	3	18	8	0	.280
Chattanooga	24	8	8	8	1	0	3	4	0	0	0	1	2	0	0	2	21	8	2	.255
Southeast Missouri	27	8	10	8	1	1	3	5	0	0	0	0	1	0	0	5	21	8	0	.290
Western Michigan	28	7	7	7	0	0	4	1	0	0	0	2	0	0	0	4	18	6	1	.254
Southeast Missouri	22	2	5	2	2	0	0	1	0	0	1	0	1	0	0	9	21	8	0	.285
Western Illinois	23	1	3	1	1	0	0	1	0	0	0	0	0	0	0	2	20	5	0	.243
Southeast Missouri	20	2	3	2	0	0	1	6	0	0	0	0	0	1	0	2	21	8	0	.276
Ohio	25	1	5	1	2	0	0	4	0	1	0	2	0	0	0	4	18	11	0	.239
Southeast Missouri	24	2	5	2	1	0	1	4	0	0	0	1	0	1	0	0	18	7	1	.270
Kentucky	24	4	7	4	0	1	0	1	0	0	0	1	2	0	0	2	21	4	0	.243
Southeast Missouri	26	1	4	1	1	0	0	7	0	1	0	1	0	0	0	8	18	3	0	.262
Ohio	27	5	9	5	1	0	1	2	0	0	1	0	0	0	0	5	21	4	1	.251
Southeast Missouri	27	2	7	2	0	1	0	2	0	2	0	1	0	0	0	9	21	4	1	.261
Kentucky	32	11	12	11	1	0	3	2	0	1	0	2	1	0	0	3	21	9	1	.262
Southeast Missouri	28	3	7	3	1	1	0	3	0	0	1	0	0	0	0	7	20	9	0	.261
Creighton	27	6	11	6	1	0	1	3	1	0	1	0	0	0	0	5	21	8	1	.272
Southeast Missouri	26	7	4	7	0	0	1	5	0	2	0	0	1	0	0	9	21	9	1	.254
Creighton	33	4	11	4	2	0	1	0	0	0	0	0	0	0	0	5	21	7	1	.277
Southeast Missouri	31	5	9	5	0	0	4	0	0	0	0	0	0	0	0	4	18	10	2	.257
Creighton	24	7	10	7	1	0	1	3	0	1	1	0	2	0	0	5	21	9	1	.284
Southeast Missouri	27	5	8	5	3	1	0	1	0	2	0	0	0	1	0	3	21	10	0	.259
Indiana State	25	1	5	0	0	0	0	1	0	2	0	1	0	0	1	5	18	11	2	.280
Southeast Missouri	23	4	5	3	1	0	1	4	0	1	0	0	0	0	0	3	21	8	0	.257
Indiana State	29	1	8	1	0	0	0	1	0	0	0	0	0	0	0	2	18	5	1	.279
Southeast Missouri	25	7	6	5	2	0	1	5	0	2	0	0	0	0	0	4	21	6	2	.256
Tennessee Tech	26	3	5	3	1	0	0	3	0	1	0	0	0	1	1	7	18	7	3	.275
Southeast Missouri	26	8	8	8	1	0	0	6	0	1	1	4	1	1	0	5	21	10	1	.259
Memphis	33	7	13	7	6	0	1	1	0	1	0	1	2	0	0	4	21	6	2	.282
Southeast Missouri	23	10	11	8	2	1	1	6	0	2	0	0	2	1	0	2	15	2	1	.267
South Dakota	21	2	5	2	3	0	0	2	0	0	0	0	0	0	0	6	15	4	0	.281
Southeast Missouri	32	10	11	10	2	1	1	3	0	2	0	0	0	0	0	4	21	7	2	.271
SIU Edwardsville	33	7	10	7	0	0	3	2	0	0	0	1	0	0	0	8	21	7	1	.282
Southeast Missouri																				
Missouri																				
Southeast Missouri																				
Missouri																				
Southeast Missouri																				
Tennessee Tech																				
Southeast Missouri																				
Tennessee Tech																				
Southeast Missouri																				
Jacksonville State																				
Southeast Missouri																				
Jacksonville State																				

Southeast Missouri State **REDHAWKS**

TEAM GAME-BY-GAME HITTING

Southeast Missouri
Eastern Illinois
Southeast Missouri
Eastern Illinois
Southeast Missouri
Southern Illinois
Southeast Missouri
Austin Peay
Southeast Missouri
Austin Peay
Southeast Missouri
Murray State
Southeast Missouri
Murray State
Southeast Missouri
SIU Edwardsville
Southeast Missouri
SIU Edwardsville
Southeast Missouri
UT Martin
Southeast Missouri
UT Martin
Southeast Missouri
Morehead State
Southeast Missouri
Morehead State
Southeast Missouri
Eastern Kentucky
Southeast Missouri
Eastern Kentucky
Southeast Missouri
Saint Louis
Southeast Missouri
Saint Louis
Southeast Missouri
Tennessee State
Southeast Missouri
Tennessee State
Southeast Missouri
Belmont
Southeast Missouri
Belmont

Southeast Missouri State REDHAWKS

TEAM GAME-BY-GAME PITCHING

Opponent	IP	H	R	ER	BB	SO	2B	3B	HR	WP	BK	HBP	DP	IBB	Score	W-L	SV	ERA
Southeast Missouri	7.0	5	1	1	4	3	1	0	0	3	0	1	1	0	4-1	1-0	1	1.00
South Dakota State	6.0	7	4	4	2	3	1	0	1	0	0	0	0	0	1-4	0-1	0	4.67
Southeast Missouri	6.0	8	7	3	2	3	0	0	0	0	0	2	0	0	0-7	1-1	1	2.15
Northern Iowa	7.0	5	0	0	0	4	0	0	0	0	0	0	1	0	7-0	1-1	0	2.15
Southeast Missouri	5.0	4	3	3	3	5	1	0	1	1	0	0	0	0	13-3	2-1	1	2.72
UMKC	5.0	14	13	10	3	5	3	2	0	3	0	1	0	0	3-13	1-2	0	5.44
Southeast Missouri	4.0	12	8	7	1	0	2	0	0	0	0	0	0	0	0-8	2-2	1	4.45
Northern Iowa	5.0	3	0	0	3	1	1	0	0	0	0	1	0	0	8-0	2-2	0	4.26
Southeast Missouri	7.0	5	1	1	1	6	2	0	0	0	0	0	2	0	0-1	2-3	1	3.62
Drake	7.0	4	0	0	0	13	0	0	0	0	0	0	0	0	1-0	3-2	1	3.27
Southeast Missouri	6.0	2	0	0	0	7	0	0	0	0	0	2	0	0	9-0	3-3	2	3.00
Evansville	6.0	7	9	7	6	4	2	1	0	0	0	2	0	0	0-9	3-3	1	4.08
Southeast Missouri	5.0	3	1	1	1	3	0	1	1	0	0	0	0	0	14-1	4-3	2	2.80
Alabama State	5.0	9	14	9	5	2	2	0	1	0	0	3	0	0	1-14	3-4	1	5.12
Southeast Missouri	7.0	5	0	0	1	3	0	0	0	1	0	1	1	0	7-0	5-3	2	2.38
IUPUI	7.0	7	7	3	6	5	1	1	1	1	0	2	0	0	0-7	3-5	1	4.81
Southeast Missouri	6.0	8	8	8	4	2	1	0	3	1	0	1	0	0	5-8	5-4	2	3.17
Chattanooga	7.0	7	5	4	2	3	1	1	2	0	0	0	0	0	8-5	4-5	1	4.71
Southeast Missouri	7.0	7	7	7	1	4	0	0	4	0	0	2	0	0	8-7	6-4	2	3.62
Western Michigan	6.0	10	8	8	5	5	1	1	2	0	0	0	0	0	7-8	4-6	1	5.16
Southeast Missouri	7.0	3	1	1	1	2	1	0	0	0	0	0	0	0	2-1	7-4	2	3.34
Western Illinois	6.2	5	2	2	1	9	2	0	0	0	0	0	1	0	1-2	4-7	1	4.86
Southeast Missouri	7.0	5	1	1	4	4	2	0	0	0	0	2	0	0	2-1	8-4	2	3.12
Ohio	6.0	3	2	2	6	2	0	0	1	2	0	0	0	0	1-2	4-8	1	4.66
Southeast Missouri	6.0	7	4	4	1	2	0	1	0	1	0	1	0	0	2-4	8-5	2	3.12
Kentucky	7.0	5	2	2	4	8	1	0	1	0	0	1	0	0	4-2	5-8	1	4.43
Southeast Missouri	6.0	9	5	5	2	5	1	0	1	1	0	0	0	0	1-5	8-6	2	3.42
Ohio	7.0	4	1	1	7	8	1	0	0	0	0	1	0	0	5-1	6-8	1	4.15
Southeast Missouri	7.0	12	11	11	2	3	1	0	3	0	0	2	0	0	2-11	8-7	2	3.99
Kentucky	7.0	7	2	0	2	9	0	1	0	0	0	1	2	0	11-2	7-8	1	3.85
Southeast Missouri	6.2	11	6	6	3	5	1	0	1	1	0	0	1	1	3-6	8-8	2	4.14
Creighton	7.0	7	3	2	3	7	1	1	0	1	0	0	0	0	6-3	8-8	1	3.72
Southeast Missouri	7.0	11	4	3	0	5	2	0	1	1	0	0	0	0	7-4	9-8	3	4.07
Creighton	7.0	4	7	5	5	9	0	0	1	2	0	0	0	0	4-7	8-9	1	3.80
Southeast Missouri	6.0	10	7	7	3	5	1	0	1	1	0	0	2	0	5-7	9-9	3	4.29
Creighton	7.0	9	5	4	0	4	0	0	4	1	0	0	0	0	7-5	9-9	2	3.81
Southeast Missouri	7.0	5	1	1	1	5	0	0	0	0	0	1	1	0	5-1	10-9	3	4.09
Indiana State	6.0	8	5	4	1	3	3	1	0	0	0	0	0	0	1-5	9-10	2	3.85
Southeast Missouri	7.0	8	1	1	1	2	0	0	0	0	0	0	0	0	4-1	11-9	3	3.92
Indiana State	6.0	5	4	3	4	3	1	0	1	1	0	0	1	0	1-4	9-11	2	3.84
Southeast Missouri	7.0	5	3	1	3	7	1	0	0	1	0	0	1	0	7-3	12-9	3	3.77
Tennessee Tech	6.0	6	7	4	5	4	2	0	1	1	0	0	0	0	3-7	9-12	2	3.88
Southeast Missouri	7.0	13	7	6	1	4	6	0	1	0	0	1	0	0	8-7	13-9	3	3.88
Memphis	7.0	8	8	7	6	5	1	0	0	0	0	4	0	0	7-8	9-13	2	4.03
Southeast Missouri	5.0	5	2	2	2	6	3	0	0	0	0	0	0	0	10-2	14-9	3	3.84
South Dakota	5.0	11	10	9	6	2	2	1	1	1	0	0	0	0	2-10	9-14	2	4.32
Southeast Missouri	7.0	10	7	7	2	8	0	0	3	1	0	1	0	0	10-7	15-9	4	3.99
SIU Edwardsville	7.0	11	10	9	3	4	2	1	1	0	0	0	0	0	7-10	9-15	2	4.54
Southeast Missouri																		
Missouri																		
Southeast Missouri																		
Missouri																		
Southeast Missouri																		
Tennessee Tech																		
Southeast Missouri																		
Tennessee Tech																		
Southeast Missouri																		
Jacksonville State																		
Southeast Missouri																		
Jacksonville State																		

Southeast Missouri State **REDHAWKS**

TEAM GAME-BY-GAME PITCHING

Southeast Missouri
Eastern Illinois
Southeast Missouri
Eastern Illinois
Southeast Missouri
Southern Illinois
Southeast Missouri
Austin Peay
Southeast Missouri
Austin Peay
Southeast Missouri
Murray State
Southeast Missouri
Murray State
Southeast Missouri
SIU Edwardsville
Southeast Missouri
SIU Edwardsville
Southeast Missouri
UT Martin
Southeast Missouri
UT Martin
Southeast Missouri
Morehead State
Southeast Missouri
Morehead State
Southeast Missouri
Eastern Kentucky
Southeast Missouri
Eastern Kentucky
Southeast Missouri
Saint Louis
Southeast Missouri
Saint Louis
Southeast Missouri
Tennessee State
Southeast Missouri
Tennessee State
Southeast Missouri
Belmont
Southeast Missouri
Belmont

Southeast Missouri State REDHAWKS

GAME-BY-GAME STARTING LINEUPS

Opponent	P	C	1B	2B	3B	SS	LF	CF	RF	DP
South Dakota State	Krumrey	Hayes	Ellis	Bandy	Barnouski	Messex	Wernig	Anderson, R.	Arellanes	Rheinecker
Northern Iowa	Thogmartin	Tillotson	Ellis	Bandy	Pruett	Messex	Gallo	Anderson, R.	Arellanes	Anderson, K.
UMKC	Estes	Hayes	Ellis	Bandy	Barnouski	Messex	Rheinecker	Anderson, R.	Arellanes	Tillotson
Northern Iowa	Krumrey	Tillotson	Ellis	Bandy	Barnouski	Messex	Gallo	Anderson, R.	Arellanes	Hayes
Drake	Rook	Tillotson	Ellis	Bandy	Barnouski	Messex	Arellanes	Anderson, R.	Rheinecker	Hayes
Evansville	Estes	Tillotson	Ellis	Bandy	Barnouski	Messex	Arellanes	Anderson, R.	Rheinecker	Wernig
Alabama State	Krumrey	Hayes	Ellis	Bandy	Barnouski	Messex	Rheinecker	Anderson, R.	Arellanes	Tillotson
IUPUI	Estes	Tillotson	Ellis	Bandy	Barnouski	Messex	Rheinecker	Anderson, R.	Arellanes	Gallo
Chattanooga	Krumrey	Hayes	Ellis	Bandy	Barnouski	Messex	Rheinecker	Anderson, R.	Arellanes	Tillotson
Western Michigan	Rook	Tillotson	Ellis	Bandy	Barnouski	Messex	Arellanes	Anderson, R.	Rheinecker	Gallo
Western Illinois	Krumrey	Hayes	Ellis	Anderson, K.	Barnouski	Messex	Rheinecker	Anderson, R.	Arellanes	Tillotson
Ohio	Krumrey	Hayes	Ellis	Bandy	Barnouski	Messex	Rheinecker	Anderson, R.	Arellanes	Tillotson
Kentucky	Estes	Tillotson	Ellis	Bandy	Barnouski	Messex	Gallo	Anderson, R.	Arellanes	Harris
Ohio	Thogmartin	Tillotson	Ellis	Bandy	Barnouski	Messex	Rheinecker	Anderson, R.	Arellanes	Gallo
Kentucky	Krumrey	Hayes	Ellis	Anderson, K.	Pruett	Messex	Rheinecker	Anderson, R.	Arellanes	Tillotson
Creighton	Krumrey	Hayes	Ellis	Bandy	Barnouski	Messex	Rheinecker	Anderson, R.	Arellanes	Tillotson
Creighton	Thogmartin	Tillotson	Ellis	Bandy	Barnouski	Messex	Harris	Anderson, R.	Arellanes	Hayes
Creighton	Krumrey	Hayes	Ellis	Bandy	Barnouski	Messex	Harris	Anderson, R.	Arellanes	Tillotson
Indiana State	Krumrey	Tillotson	Ellis	Bandy	Barnouski	Messex	Rheinecker	Anderson, R.	Arellanes	Hayes
Indiana State	Thogmartin	Hayes	Ellis	Bandy	Barnouski	Messex	Gallo	Anderson, R.	Arellanes	Tillotson
Tennessee Tech	Rook	Hayes	Ellis	Bandy	Barnouski	Messex	Rheinecker	Anderson, R.	Arellanes	Tillotson
Memphis	Krumrey	Tillotson	Ellis	Bandy	Conway	Messex	Arellanes	Anderson, R.	Gallo	Hayes
South Dakota	Krumrey	Hayes	Ellis	Bandy	Barnouski	Messex	Conway	Anderson, R.	Arellanes	Tillotson
SIU Edwardsville	Thogmartin	Tillotson	Ellis	Bandy	Barnouski	Messex	Rheinecker	Anderson, R.	Arellanes	Conway
Missouri										
Missouri										
Tennessee Tech										
Tennessee Tech										
Jacksonville State										
Jacksonville State										
Eastern Illinois										
Eastern Illinois										
Southern Illinois										
Austin Peay										
Austin Peay										
Murray State										
Murray State										
SIU Edwardsville										
SIU Edwardsville										
UT Martin										
UT Martin										
Morehead State										
Morehead State										
Eastern Kentucky										
Eastern Kentucky										
Saint Louis										
Saint Louis										
Tennessee State										
Tennessee State										
Belmont										
Belmont										


Southeast Missouri State REDHAWKS

CAREER STATISTICS

#	Player	Avg	GP-GS	AB	R	H	2B	3B	HR	RBI	TB	SLG%	BB	HBP	SO	GDP	OB%	SE	SH	SB-ATT	PO	A	E	FLD%
11	Danina Marton	.500	3-0	2	0	1	0	0	0	0	1	.500	0	0	0	0	.500	0	0	0-0	0	0	0	.000
2	Rachel Anderson	.407	74-74	221	54	90	14	12	8	47	152	.688	33	2	26	1	.488	0	2	16-23	115	10	2	.984
7	Mykaela Arellanes	.345	72-72	220	51	76	14	6	4	30	114	.518	37	2	33	1	.442	1	0	21-24	89	2	5	.948
17	Brooke Rheinecker	.299	66-43	137	24	41	0	0	0	6	41	.299	2	0	15	0	.309	0	9	13-16	22	0	1	.957
21	Abby Tillotson	.292	87-68	185	23	54	9	0	9	41	90	.486	30	3	36	1	.394	3	1	1-2	190	36	3	.987
8	Parker Bandy	.270	71-70	178	31	48	12	3	3	30	75	.421	24	3	38	0	.357	5	3	7-9	138	94	13	.947
12	Addison Barnouski	.281	64-46	146	26	41	9	1	6	25	70	.479	10	2	29	1	.333	1	1	7-7	20	58	6	.929
11	Madison Harris	.281	60-24	96	21	27	2	0	1	12	32	.333	12	0	13	0	.361	0	0	4-5	4	5	1	.900
1	Claire Wernig	.275	134-97	338	52	93	11	1	1	38	109	.322	20	2	47	4	.319	0	1	22-26	89	3	6	.939
16	Randi Dae Conway	.259	31-8	27	11	7	0	0	0	0	7	.259	0	1	8	0	.286	0	2	2-3	13	13	3	.897
26	Ashley Ellis	.253	71-71	186	19	47	11	3	8	35	88	.473	22	3	47	1	.338	2	3	2-2	461	19	5	.990
6	Riley Hayes	.244	133-109	295	29	72	13	2	10	45	119	.403	45	2	45	1	.344	4	5	5-6	387	54	8	.982
4	Claudia Gallo	.233	53-27	73	12	17	1	3	0	10	24	.329	3	6	17	0	.310	2	0	4-5	49	4	1	.981
3	Sarah Messex	.229	123-123	292	41	67	12	1	6	48	99	.339	47	10	70	1	.352	3	6	11-19	173	229	32	.926
10	Darby Pruett	.221	126-75	253	31	56	12	2	11	45	105	.415	16	7	74	0	.284	2	3	2-5	74	123	15	.929
18	Mackenzie Long	.125	41-3	16	6	2	0	0	0	0	2	.125	2	1	8	0	.263	0	0	3-3	4	3	0	1.000
24	Rachael Donald	.111	11-0	9	3	1	0	0	0	3	1	.111	1	1	3	0	.273	0	0	1/1	8	0	0	1.000
14	Kaylee Anderson	.071	10-3	14	1	1	0	0	0	0	1	.071	1	0	5	0	.133	0	1	0-0	8	6	0	1.000


#	Player	ERA	W-L	A	GS	CG	SHO/CBO	SV	IP	H	R	ER	BB	SO	2B	3B	HR	BE	B/Avg	WP	HBP	SFA	SHA	BK
19	Madeline Krumrey	3.52	40-37	103	87	34	6/3	5	518.1	596	320	261	180	312	107	14	50	2372	.284	23	26	0	16	51
5	Alexis Estes	4.18	9-10	39	20	3	0/4	2	120.2	138	90	72	46	78	13	2	16	561	.282	21	11	0	5	10
15	Haley Thogmartin	4.25	15-15	53	29	6	1/2	1	163.0	202	115	99	47	85	33	2	31	748	.301	3	16	1	3	12
9	Rachel Rook	4.34	0-3	10	3	0	0/0	2	19.1	18	14	12	5	23	3	0	5	81	.243	0	1	0	0	1
14	Kaylee Anderson	4.85	0-0	3	0	0	0/0	0	4.1	5	3	3	1	1	1	0	0	19	.333	0	2	0	0	1
12	Addison Barnouski	9.00	0-1	3	0	0	0/0	0	4.2	9	6	6	1	1	1	0	1	23	.429	0	0	0	0	1

Southeast Missouri State REDHAWKS




1

Claire Wernig
OF / 5-4 / L-L / Sr.
Imperial, Mo.




2

Rachel Anderson
OF / 5-3 / L-R / So.
Edwardsville, Ill.



3

Sarah Messex
INF / 5-4 / R-R / Jr.
Sullivan, Mo.




4

Claudia Gallo
OF / 5-6 / R-R / So.
Arnold, Mo.



5

Alexis Estes
P / 5-9 / R-R / So.
Lane, Ill.




6

Riley Hayes
C / 5-8 / R-R / Sr.
Jefferson City, Mo.



7

Mykaela Arellanes
OF / 5-6 / L-L / Jr.
Foristell, Mo.



8

Parker Bandy
INF / 5-7 / L-R / Jr.
Springfield, Ill.



9

Rachel Rook
P / 5-11 / R-R / Fr.
Republic, Mo.




10

Darby Pruett
INF / 5-6 / R-R / Sr.
Corning, Ark.



11

Danina Marton
INF / 5-10 / R-R / Fr.
Northridge, Calif.



12

Addison Barnouski
INF/P / 5-9 / R-R / So.
O'Fallon, Ill.




14

Kaylee Anderson
INF/P / 5-7 / R-R / Fr.
Warrenton, Mo.



15

Haley Thogmartin
P / 5-8 / R-R / Jr.
St. Louis, Mo.




16

Randi Dae Conway
INF / 5-7 / S-R / So.
Morganfield, Ky.



17

Brooke Rheinecker
OF / 5-2 / L-R / So.
St. Louis, Mo.




18

Mackenzie Long
INF / 5-2 / L-R / Jr.
Lee's Summit, Mo.



19

Madeline Krumrey
P / 5-8 / R-R / Sr.
Wildwood, Mo.



21

Abby Tillotson
C / 5-7 / R-R / Sr.
O'Fallon, Mo.



22

Madison Harris
INF / 5-6 / R/R / So.
Imperial, Mo.



24

Rachael Donald
C / 5-8 / R-R / So.
Dupo, Ill.



26


Ashley Ellis
INF / 5-8 / R-R / So.
Arnold, Mo.



Mark Redburn
Head Coach
Fourth Year



Kristen Jones
Assistant Coach
Third Year



Brie Carmack
Assistant Coach
Second Year



Southeast Missouri State REDHAWKS

2017 OVC STATISTICS



2017 Southeast Missouri Softball Conference statistics for Southeast Missouri (as of May 07, 2017) (OVC games only Sorted by Batting avg)



Record: 8-14 Home: 4-6 Away: 4-8 OVC: 8-14

Player	avg	gp-gs	ab	r	h	2b	3b	hr	rbi	tb	slg%	bb	hp	so	gdp	ob%	sf	sh	sb-att	po	a	e	fld%
2 ANDERSON, Rachel	.366	22-22	71	14	26	5	1	4	17	45	.634	7	1	10	0	.430	0	0	4-8	38	2	1	.976
10 PRUETT, Darby	.352	22-20	54	7	19	2	0	4	15	33	.611	1	3	15	0	.397	0	0	1-2	13	42	3	.948
7 ARELLANES, Mykaela	.329	22-22	70	14	23	3	2	1	4	33	.471	9	1	18	0	.413	0	0	5-6	27	1	1	.966
17 RHEINECKER, Brooke	.283	20-13	46	7	13	0	0	0	0	13	.283	1	0	6	0	.298	0	4	5-5	4	0	0	1.000
8 BANDY, Parker	.234	22-22	64	6	15	5	1	0	7	22	.344	6	2	13	0	.315	1	1	2-3	42	32	2	.974
26 ELLIS, Ashley	.186	22-22	59	3	11	2	2	3	9	26	.441	3	1	14	1	.234	1	1	1-1	165	9	4	.978
6 HAYES, Riley	.182	18-16	44	3	8	1	0	0	1	9	.205	10	0	5	0	.333	0	0	1-1	70	10	0	1.000
3 MESSEX, Sarah	.163	22-22	49	1	8	0	0	0	2	8	.163	5	1	18	0	.250	1	2	0-2	22	50	11	.867

4 GALLO, Claudia	.303	17-14	33	4	10	0	2	0	3	14	.424	0	3	8	0	.351	1	0	2-2	27	1	0	1.000
16 CONWAY, Randi Dae	.286	7-4	7	1	2	0	0	0	0	2	.286	0	0	4	0	.286	0	1	0-0	8	5	1	.929
12 BARNOUSKI, Addison	.217	16-4	23	1	5	1	0	1	2	9	.391	0	0	7	1	.217	0	0	1-1	0	8	1	.889
21 TILLOTSON, Abby	.200	14-7	25	1	5	0	0	1	2	8	.320	3	0	8	0	.286	0	0	0-0	23	3	0	1.000
22 HARRIS, Madison	.188	17-7	32	5	6	1	0	0	2	7	.219	5	0	4	0	.297	0	0	0-0	1	1	0	1.000
1 WERNIG, Claire	.158	12-3	19	0	3	0	0	0	1	3	.158	0	0	4	0	.158	0	0	0-0	3	1	0	1.000
20 STEVENS, Brittany	.000	4-0	1	1	0	0	0	0	0	0	.000	1	0	0	0	.500	0	0	0-0	0	0	0	.000
11 DEERING, Nicole	.000	18-0	0	3	0	0	0	0	0	0	.000	0	0	0	0	.000	0	0	3-4	0	0	0	.000
Totals	.258	22	597	71	154	20	8	14	65	232	.389	51	12	134	2	.327	4	9	25-35	451	205	27	.960
Opponents	.270	22	604	88	163	20	5	15	80	238	.394	49	13	83	3	.336	4	14	14-17	462	163	21	.967

LOB - Team (140), Opp (145). DPs turned - Team (9), Opp (6). IBB - Team (0), Opp (2).

(OVC games only Sorted by Earned run avg)

Player	era	w-l	app	gs	cg	sho	sv	ip	h	r	er	bb	so	2b	3b	hr	b/avg	wp	hp	bk	sfa	sha
9 HOELTING, Mackenzie	2.18	2-3	11	2	2	1/0	1	35.1	29	16	11	11	14	1	1	3	.218	3	6	0	0	6
19 KRUMREY, Madeline	3.06	5-5	12	11	6	2/0	0	66.1	75	39	29	21	42	14	3	5	.273	1	2	0	0	2
5 ESTES, Alexis	3.93	1-6	10	7	2	0/0	0	41.0	46	27	23	14	25	3	1	4	.280	6	2	0	4	4

14 DENNO, Aubrey	0.00	0-0	2	0	0	0/0	0	0.2	1	0	0	0	0	0	0	0	.333	0	0	0	0	0
15 THOGMARTIN, Haley	6.00	0-0	4	2	0	0/0	0	7.0	12	6	6	3	2	2	0	3	.414	0	3	0	0	2
Totals	3.21	8-14	22	22	10	3/0	1	150.1	163	88	69	49	83	20	5	15	.270	10	13	0	4	14
Opponents	2.82	14-8	22	22	12	3/1	2	154.0	154	71	62	51	134	20	8	14	.258	10	12	0	4	9

PB - Team (2), HAYES 1, TILLOTSON 1, Opp (2). SBA/ATT - HAYES (8-10), KRUMREY (8-9), TILLOTSON (6-7), ESTES (5-6), HOELTING (0-1), THOGMARTIN (1-1).

Southeast Missouri State REDHAWKS

SOUTHEAST MISSOURI STATISTICS

Hitting Game Highs

At bats:	32
Runs scored:	14
Hits:	14
RBI's:	12
Doubles:	3
Triples:	2
Home runs:	4
Total bases:	22
Walks:	7
Strikeouts:	13
Sac hits:	2
Sac flies:	1
Stolen bases:	6
Hit by pitch:	4
Caught stealing:	1
Runners LOB:	12
Hit into DP:	2

Fielding Game Highs

Putouts:	21
Assists:	10
Errors:	2
DPs turned:	2

Pitching Game Highs

Innings pitched:	7.0
Runs allowed:	11
Earned runs:	11
Walks allowed:	4
Strikeouts:	8
Hits allowed:	13
Doubles allowed:	6
Triples allowed:	1
Homers allowed:	4
Wild pitches:	3
Hit batters:	2

Individual Hitting Game Highs

At bats:	5
Runs scored:	4
Hits:	3
RBI's:	4
Doubles:	2
Triples:	1
Home runs:	2
Total bases:	8
Walks:	2
Strikeouts:	3
Sac hits:	2
Sac flies:	1
Stolen bases:	1
Hit by pitch:	2
Caught stealing:	1
Runners LOB:	4

Individual Fielding Game Highs

Putouts:	9
Assists:	6
Errors:	2

Individual Pitching Game Highs

Innings pitched:	7.0
Runs allowed:	7
Earned runs:	7
Walks allowed:	4
Strikeouts:	7
Hits allowed:	10
Doubles allowed:	5
Triples allowed:	1
Homers allowed:	3
Wild pitches:	3
Hit batters:	2

vs SIUE (03-18-18 at Memphis, Tenn.)
at Alabama State (02-23-18)
vs UMKC (02-10-18 at Cedar Falls, Iowa)
(2 games)
(2 games)
vs UMKC (02-10-18 at Cedar Falls, Iowa)
at Creighton (03-10-18)
vs Western Michigan (02-25-18)
vs Ohio (03-04-18 at Lexington, Ky.)
vs Drake (02-11-18 at Cedar Falls, Iowa)
(3 games)
(8 games)
at Alabama State (02-23-18)
at Memphis (03-17-18)
(7 games)
vs Ohio (03-04-18 at Lexington, Ky.)
vs Kentucky (03-04-18 at Lexington, Ky.)

(13 games)
(3 games)
(4 games)
(2 games)

(13 games)
vs Kentucky (03-04-18 at Lexington, Ky.)
vs Kentucky (03-04-18 at Lexington, Ky.)
(3 games)
vs SIUE (03-18-18 at Memphis, Tenn.)
at Memphis (03-17-18)
at Memphis (03-17-18)
(2 games)
vs Western Michigan (02-25-18)
vs South Dakota State (02-09-18 at Cedar Falls, Iowa)
(5 games)

CONWAY, Randi Dae at Memphis (03-17-18)
TILLOTSON, Abby vs SIUE (03-18-18)
(6 games)
TILLOTSON, Abby at Creighton (03-10-18)
ELLIS, Ashley vs Evansville (02-23-18)
(11 games)
ELLIS, Ashley vs Western Michigan (02-25-18)
(2 games)
(11 games)
ANDERSON, Rachel vs Ohio (03-04-18)
(2 games)
(8 games)
(30 games)
MESSEX, Sarah at Memphis (03-17-18)
(7 games)
(3 games)

(2 games)
BARNOUSKI, Addison at Creighton (03-10-18)
(2 games)

(4 games)
(4 games)
(2 games)
(2 games)
(2 games)
ROOK, Rachel vs Tennessee Tech (03-17-18)
(2 games)
KRUMREY, Madeline at Memphis (03-17-18)
(2 games)
THOGMARTIN, Haley vs SIUE (03-18-18)
KRUMREY, Madeline vs South Dakota St. (02-09-18)
(3 games)

Southeast's Record

Overall:	15-9
At Home:	2-0
On the Road:	3-6
At Neutral Sites:	10-3
Against Non-OVC Opponents:	15-9
Against OVC Opponents:	0-0
In Home OVC Games:	0-0
In Away OVC Games:	0-0
vs. Ranked Teams:	0-0
In February:	7-4
In March:	4-5
In April:	0-0
In May:	0-0
On Mondays:	0-0
On Tuesdays:	2-0
On Wednesdays:	0-0
On Thursdays:	0-0
On Fridays:	3-2
On Saturdays:	6-4
On Sundays:	4-3
In Day Games:	15-9
In Night Games:	0-0
In Extra Inning Games:	0-0
When Redhawks Score First:	12-3
When Opponents Score First:	3-6
vs. Left-Handed Starter:	3-1
vs. Right-Handed Starter:	12-8
In 1-Run Games:	4-1
In 2-Run Games:	0-2
In 5+ Run Games:	5-3
Shutouts:	2-3
When Leading After Six Innings:	9-0
When Trailing After Six Innings:	0-7
When Tied After Six Innings:	2-1
When Redhawks Starter Goes 6 or more Innings:	5-1
When Redhawks Get 10 or more Hits:	4-0
When Redhawks Outthit Opponents:	11-0
When Redhawks Get Outthit:	4-9
When Hits are Tied:	0-0
When Scoring 0-2 Runs:	2-6
When Scoring 3-5 Runs:	3-3
When Scoring 6-9 Runs:	6-0
When Scoring 10+ Runs:	4-0
When Opponents Score 0-2 Runs:	9-1
When Opponents Score 3-5 Runs:	3-2
When Opponents Score 6-9 Runs:	3-5
When Opponents Score 10+ Runs:	0-1
Without Hitting a Home Run:	5-6
When Hitting 1 Home Run:	9-1
When Hitting 2+ Home Runs:	1-2
Committing 0 Errors:	7-4
Committing 1 Error:	6-3
Committing 2+ Errors:	2-2