

YOUR 2018 SOUTHEAST MISSOURI BASEBALL

GAMES
10-12



SOUTH DAKOTA STATE (0-7) VS. SOUTHEAST MISSOURI (2-7)

Dates..... Friday-Sunday, March 2-4, 2018
Series Schedule..... Fri. - 3 p.m.; Sat. - 2 p.m., Sun. - 1 p.m.
Location..... Cape Girardeau, Mo.
Ballpark..... Capaha Field (2,000)
Series History..... SEMO leads, 5-2
Last Meeting..... SEMO 7, SDSU 4
 (Feb. 25, 2007 / Cape Girardeau, Mo.)

Head Coaches
 Andy Sawyers (118-60 overall; 31-33 at SEMO; 16-14 OVC)
 Rob Bishop (549-329-1 overall; 26-31 at SDSU)

MEDIA COVERAGE


Radio..... SEMO ESPN 92.9 FM (Erik Sean, Jess Bolen)
Video..... OVC Digital Network
Live Stats..... GoSoutheast.com

SOUTHEAST MISSOURI SPORTS INFORMATION

Baseball Contact..... Jeff Honza
Phone / Email..... (573) 651-2933 / redhawk1@me.com

GoSoutheast.com

Social Media



PROBABLE STARTING PITCHERS

Southeast Missouri	R/L	Record	ERA	SO	BB	IP	
21 Joey Burris	RHP	0-1	11.05	4	3	7.1	Friday
15 Logan Spalt	RHP	0-1	3.48	11	1	10.1	Saturday
- TBA	-	-	-	-	-	-	Sunday

Redhawks Return to Cape Girardeau

Southeast Missouri (2-7) plays host to Summit League member South Dakota State (0-7) this weekend. The Redhawks and Jackrabbits open a three-game series on Friday at 3 p.m., CT.

Follow the Redhawks

Fans can listen to this weekend's games on the radio at ESPN 92.9 FM. Erik Sean will call the action. Video can be accessed online at the OVC Digital Network. Live stats are available at GoSoutheast.com. Twitter updates provided @SEMObaseball.

Series History

Southeast is 5-2 all-time against South Dakota State. The Redhawks and Jackrabbits meet for the first time in 11 years. Southeast posted series wins against SDSU in 2006 (2-1) and 2007 (2-1). All seven games were played at Capaha Field.

Life on the Road

South Dakota State comes to Cape Girardeau winless at 0-7 this season. The Jackrabbits are on the road for their first 24 games of the 2018 campaign. SDSU does not play at home until Apr. 4.

Seven-Game Home Stand

The Redhawks start a seven-game home stand against South Dakota State. Following this weekend's series, Southeast plays host to regional rival Southern Illinois on Mar. 6 and opens Ohio Valley Conference play with a three-game home series against Morehead State (Mar. 9-11). It is the Redhawks longest home stand of the season.

Mr. Clutch

Trevor Ezell has delivered in the clutch this young 2018 season. Ezell drove in multiple runs in either the eighth or ninth inning on three occasions. At Arkansas State (Feb. 20), he tied the game with a two-out, two-RBI double in the top of the ninth inning. Ezell then tied the Redhawks series finale

2018 SCHEDULE/RESULTS

February (2-7)

16	at College of Charleston	L, 3-6
17	at College of Charleston	L, 0-6
18	at College of Charleston	L, 4-5
20	at Arkansas State	L, 6-7
23	Bowling Green	L, 7-9
24	Bowling Green	W, 8-4
25	Bowling Green	L, 2-5
25	Bowling Green	W, 9-7
27	at Memphis	L, 2-3

March (0-0, 0-0 OVC)

2	South Dakota State ^{OVC DN}	3 p.m.
3	South Dakota State ^{OVC DN}	2 p.m.
4	South Dakota State ^{OVC DN}	1 p.m.
6	Southern Illinois	6 p.m.
9	Morehead State*	3 p.m.
10	Morehead State*	2 p.m.
11	Morehead State*	1 p.m.
13	at Central Arkansas	6 p.m.
14	at Central Arkansas	3 p.m.
16	at UT Martin*	6 p.m.
17	at UT Martin*	3 p.m.
18	at UT Martin*	1 p.m.
20	at Missouri State	3 p.m.
23	SIU Edwardsville* ^{OVC DN}	6 p.m.
24	SIU Edwardsville* ^{OVC DN}	2 p.m.
25	SIU Edwardsville* ^{OVC DN}	1 p.m.
27	Harris-Stowe ^{OVC DN}	6 p.m.
29	at Austin Peay*	6 p.m.
30	at Austin Peay*	6 p.m.
31	at Austin Peay*	1 p.m.

April (0-0, 0-0 OVC)

3	Arkansas State ^{OVC DN}	6 p.m.
6	Eastern Illinois*	6 p.m.
7	Eastern Illinois* ^{Hall of Fame}	2 p.m.
8	Eastern Illinois*	1 p.m.
10	McKendree	6 p.m.
13	at Jacksonville State*	6 p.m.
14	at Jacksonville State*	1 p.m.
15	at Jacksonville State*	1 p.m.
17	Saint Louis	6 p.m.
20	Murray State* ^{OVC DN}	6 p.m.
21	Murray State* ^{OVC DN}	2 p.m.
22	Murray State* ^{OVC DN}	1 p.m.
24	at Southern Illinois	5 p.m.
27	at Tennessee Tech*	6 p.m.
28	at Tennessee Tech*	2 p.m.
29	at Tennessee Tech*	1 p.m.

May (0-0, 0-0 OVC)

1	at Saint Louis	6 p.m.
4	at Lipscomb	6 p.m.
5	at Lipscomb	6 p.m.
6	at Lipscomb	1 p.m.
11	Belmont*	6 p.m.
12	Belmont*	6 p.m.
13	Belmont*	1 p.m.
15	at Georgia Tech	5 p.m.
17	at Eastern Kentucky*	5 p.m.
18	at Eastern Kentucky*	3 p.m.
19	at Eastern Kentucky*	Noon
22-27	OVC Tournament	Oxford, Ala.

All Times Central and Subject to Change; Home Games in Bold; * - Denotes Ohio Valley Conference Game; OVC DN - OVC Digital Network; All Games Broadcast Live on ESPN 92.9 FM.

Southeast Missouri State REDHAWKS

2018 BASEBALL NOTES / SOUTH DAKOTA STATE SERIES • MAR. 2-4

against Bowling Green (Feb. 25) with a one-out, two-RBI triple in the bottom of the eighth, a game which Southeast came back to win, 9-7. Most recently, Ezell hit a two-out, two-RBI single to grab the Redhawks a 2-1 advantage in the top of the eighth inning at Memphis (Feb. 27).

Holyfield Pitches Well

In his second midweek start of the season, right-handed pitcher Ashton Holyfield gave Southeast a strong outing at Memphis (Feb. 27). Holyfield became the first starting pitcher to go at least six innings this season. He allowed just three hits and a run in six innings. Holyfield shutout the Tigers for five frames, matched a season-high four strikeouts and walked two, as well. It was his second no-decision of the year.

Nine-Game Hitting Streak

Second baseman Trevor Ezell ran his hitting streak to nine games when he gave Southeast a 2-1 edge on a two-out, two-RBI single in the top of the eighth inning at Memphis (Feb. 27). Ezell has collected multiple hits in seven of his nine starts this season. The longest hitting streak of Ezell's career to date is 18 games from Apr. 9-May 13, 2016.

Other Streaks

Danny Wright enters the weekend on a seven-game hitting streak and Justin Dirden has hit safely in five-straight games. Tristen Gagan has started 58-consecutive games and Wright owns a streak of 52-straight starts.

Pulling Rank

Trevor Ezell is presently second in the Ohio Valley Conference in hitting with a .514 batting average. Ezell is one of three players in the league hitting .500 or better. Tennessee Tech's Trevor Putzig (.542) and Alex Junior (.500) are the others. He also ranks among the OVC's top five leaders in slugging percentage (4th, .771), on-base percentage (5th, .550), hits (1st, 18), RBI (2nd, 13), total bases (2nd, 27), total plate appearances (1st, 40), at-bats (1st, 35) and steal attempts (1st, 5).

How About Nationally?

Trevor Ezell rates among the top 25 NCAA Division I leaders in hits (3rd, 18), total bases (19th, 27), batting average (25th, .514) and hits per game (16th, 2.0). Danny Wright ranks 24th in hit by pitch (4) and Christian Vick is 17th in strikeout-to-walk ratio (13.0). Vick leads the Redhawks with 13 strikeouts to only one walk this season.

Weekend Rotation

Right-handers Joey Burris and Logan Spalt are scheduled to make their third starts of the season against South Dakota State this weekend. Burris (0-1) will pitch Friday and Spalt (0-1) will pitch Saturday. Sunday's starter is to be determined.

Milestones in Reach

Trevor Ezell, who went over 100 career walks this season, is approaching 200 hits and 100 RBI in his career. Ezell currently stands with 182 hits and 91 RBI since joining the Redhawks in 2015.

Redhawks Win

Southeast recorded its first win of the season with a 8-4 come-from-behind victory in game two of its series against Bowling Green (Feb. 24). The Redhawks trailed, 4-3, after six innings before using a big seventh to upend the Falcons. Southeast scored all four of its runs in that inning with two outs. The win snapped a 0-5 start for the Redhawks this season.

First-Inning Deficits

The Redhawks fell behind in the first inning during all four of their games against Bowling Green (Feb. 23-25). Southeast rallied to win two of those contests in the seventh inning or later. The Redhawks are outscoring opponents, 20-9, over the seventh, eighth and ninth innings combined this year.

OVC BASEBALL STANDINGS

School	Conference				Overall			
	W	L	I	Pct.	W	L	I	Pct.
Austin Peay	0	0	0	.000	6	2	0	.750
Jacksonville State	0	0	0	.000	6	2	0	.750
Eastern Illinois	0	0	0	.000	5	2	0	.714
Tennessee Tech	0	0	0	.000	5	2	0	.714
Morehead State	0	0	0	.000	5	3	0	.625
Murray State	0	0	0	.000	4	4	0	.500
Belmont	0	0	0	.000	3	5	0	.375
SIUE	0	0	0	.000	2	4	0	.333
Eastern Kentucky	0	0	0	.000	2	6	0	.250
Southeast Missouri	0	0	0	.000	2	7	0	.222
UT Martin	0	0	0	.000	1	6	0	.143

as of February 28, 2018

THIS WEEK'S SCHEDULE/RESULTS

Monday, February 26

Murray State 4, Western Illinois 3

Tuesday, February 27

Tennessee Tech 27, Lipscomb 7

Southern Illinois 3, Belmont 0

Eastern Illinois 4, Lindenwood 1

#8 Ole Miss 7, Murray State 6

Memphis 3, Southeast Missouri 2

#5 Vanderbilt 19, Austin Peay 6

Jacksonville State 4, UAB 2

Wednesday, February 28

Eastern Kentucky 9, Bowling Green 0

Friday, March 2

Illinois State at Morehead State, 2 p.m.

Indiana State at Austin Peay, 3 p.m.

Fort Wayne at Murray State, 3 p.m.

SIUE at Oral Roberts, 3 p.m.

Cincinnati at UT Martin, 3 p.m.

Coppin State at Eastern Kentucky, 3 p.m.

Bradley at Belmont, 4 p.m.

Eastern Illinois at Georgia State, 5 p.m.

South Dakota State at Southeast Missouri, 6 p.m.

Jacksonville State at FIU, 6 p.m.

Tennessee Tech at Troy, 6 p.m.

Saturday, March 3

Cincinnati at UT Martin, (2), 12 p.m.

Fort Wayne at Murray State (2), 12 p.m.

Indiana State at Austin Peay, 1 p.m.

Bradley at Belmont, 1 p.m.

Illinois State at Morehead State, 1 p.m.

Coppin State at Eastern Kentucky, 1 p.m.

Eastern Illinois at Georgia State, 1 p.m.

SIUE at Oral Roberts, 2 p.m.

South Dakota State at Southeast Missouri, 2 p.m.

Tennessee Tech at Troy, 3 p.m.

Jacksonville State at FIU, 5 p.m.

Sunday, March 4

Jacksonville State at FIU, 11 a.m.

Coppin State at Eastern Kentucky, 12 p.m.

Illinois State at Morehead State, 12 p.m.

Cincinnati at UT Martin, 12 p.m.

Eastern Illinois at Georgia State, 12 p.m.

South Dakota State at Southeast Missouri, 1 p.m.

Indiana State at Austin Peay, 1 p.m.

Bradley at Belmont, 1 p.m.

Fort Wayne at Murray State, 1 p.m.

SIUE at Oral Roberts, 1 p.m.

Tennessee Tech at Troy, 1 p.m.

Southeast Missouri State REDHAWKS

2018 BASEBALL NOTES / SOUTH DAKOTA STATE SERIES • MAR. 2-4

NUMERICAL ROSTER

No.	Name	Pos.	Ht.	Wt.	B/T	Cl.	Hometown (High School/College)
1	Alex Bline	C	5-8	185	R/R	So.	Mt. Pleasant, Wis. (J.I. Case/Iowa Lakes)
2	Connor Basler	INF	6-1	175	R/R	So.	Ste. Genevieve, Mo. (Valle Catholic)
4	Cole Bornhop	C	5-9	200	R/R	Jr.	St. Louis, Mo. (Lutheran South/Jefferson College)
5	Devon Wilson	INF	5-11	180	R/R	Jr.	Cypress, Texas (Stratford/Mineral Area)
6	Alex Canty	INF	5-10	185	R/R	So.	Batavia, N.Y. (Batavia/Monroe)
7	Hunter Southerland	C	6-1	200	R/R	Jr.	Oklahoma City, Okla. (Northeastern Oklahoma)
8	Chase Urhahn	OF	6-0	195	L/R	Jr.	Cape Girardeau, Mo. (Notre Dame/Mineral Area)
9	Ashton Holyfield	RHP	6-2	185	R/R	Jr.	Malvern, Ark. (Malvern/Arkansas Baptist)
10	Alex Nielsen	INF	5-11	195	R/R	Jr.	Omaha, Neb. (Omaha Westside/Garden City CC)
11	Logan Winder	RHP/INF	5-11	190	L/R	Jr.	Farmington, Mo. (Farmington/Mineral Area)
12	Trevor Ezell	INF	5-8	200	S/R	Jr.	Alexander, Ark. (Bryant)
13	Wade Stauss	C	6-2	200	L/R	Fr.	Wildwood, Mo. (Lafayette)
14	Michael Berra	OF	5-11	200	R/R	So.	Chesterfield, Mo. (De Smet Jesuit)
15	Logan Spalt	RHP/OF	6-1	205	R/R	So.	Cobden, Ill. (Cobden/Parkland College)
16	Aaron Stretch	LHP	5-11	180	L/L	Jr.	Gilbert, Ariz. (Williams Field/South Mountain)
17	Peyton Faulkner	OF	6-0	185	L/R	So.	Caruthersville, Mo. (Caruthersville/Jefferson College)
18	Chase Hagerty	RHP	6-4	220	R/R	So.	Cape Girardeau, Mo. (Central)
19	Danny Wright	INF/OF	5-11	175	S/R	So.	Dardenne Prairie, Mo. (Fort Zumwalt West)
20	Carlos Vega	RHP	6-2	220	R/R	Sr.	Silver City, N.M. (Silver/Arizona Western College)
21	Joey Burris	RHP	6-2	200	R/R	Sr.	Pinckneyville, Ill. (Pinckneyville)
22	Matthew Wade	RHP	6-3	200	R/R	Sr.	Cordova, Tenn. (First Assembly Christian)
23	Justin Dirden	OF	6-4	215	L/R	Jr.	O'Fallon, Mo. (Fort Zumwalt North/Jefferson College)
24	Christian Vick	RHP	6-3	195	R/R	Jr.	Camden, Tenn. (Camden Central/Jackson State College)
25	Tristen Gagan	INF	6-0	230	R/R	Sr.	Ramona, Okla. (Caney Valley/Northeastern Okla. A&M)
26	Wesley Pyles	LHP	6-0	190	L/L	Jr.	Poplar Bluff, Mo. (Poplar Bluff)
27	Nate Green	LHP	6-5	165	L/L	Sr.	Orange, Calif. (Canyon/Ventura)
28	Matt Cook	RHP	6-3	200	R/R	R-Fr.	Collinsville, Ill. (Collinsville)
31	Cody Creed	RHP	5-10	185	R/R	Jr.	Holts Summit, Mo. (Mexico/Jefferson College)
32	Nathan Bock	RHP	5-10	180	R/R	So.	O'Fallon, Mo. (Fort Zumwalt West/MCC-Longview)
33	Adam Pennington	LHP	6-1	205	L/L	Jr.	Jackson, Mo. (Shawnee/Three Rivers College)
35	Ryan Losman	RHP	6-1	200	R/R	Sr.	Venice, Calif. (Venice/Glendale)
37	Andrew Frank	RHP	6-4	165	R/R	Fr.	Moro, Ill. (Edwardsville)
38	Austin Sachse	LHP	5-8	185	L/L	Jr.	Jefferson City, Mo. (Helias Catholic/MCC-Longview)
44	Daniel Bergholdt	LHP	6-4	205	L/L	Jr.	Ste. Genevieve, Mo. (Valle Catholic)
-	Daniel Lloyd	RHP	5-11	195	R/R	Jr.	Edwardsville, Ill. (Edwardsville/Parkland College)
-	Gabe Schimpf	LHP/OF	5-8	155	R/L	Fr.	Carterville, Ill. (Christopher)
-	Austin Blazevic	INF	6-2	210	L/R	Jr.	Plainfield, Ill. (Plainfield Central/Kaskaskia College)

ALPHABETICAL ROSTER

No.	Name	Pos.	Ht.	Wt.	B/T	Cl.	Hometown (High School/College)
2	Connor Basler	INF	6-1	175	R/R	So.	Ste. Genevieve, Mo. (Valle Catholic)
44	Daniel Bergholdt	LHP	6-4	205	L/L	Jr.	Ste. Genevieve, Mo. (Valle Catholic)
14	Michael Berra	OF	5-11	200	R/R	So.	Chesterfield, Mo. (De Smet Jesuit)
-	Austin Blazevic	INF	6-2	210	L/R	Jr.	Plainfield, Ill. (Plainfield Central/Kaskaskia College)
1	Alex Bline	C	5-8	185	R/R	So.	Mt. Pleasant, Wis. (J.I. Case/Iowa Lakes)
32	Nathan Bock	RHP	5-10	180	R/R	So.	O'Fallon, Mo. (Fort Zumwalt West/MCC-Longview)
4	Cole Bornhop	C	5-9	200	R/R	Jr.	St. Louis, Mo. (Lutheran South/Jefferson College)
21	Joey Burris	RHP	6-2	200	R/R	Sr.	Pinckneyville, Ill. (Pinckneyville)
6	Alex Canty	INF	5-10	185	R/R	So.	Batavia, N.Y. (Batavia/Monroe)
28	Matt Cook	RHP	6-3	200	R/R	R-Fr.	Collinsville, Ill. (Collinsville)
31	Cody Creed	RHP	5-10	185	R/R	Jr.	Holts Summit, Mo. (Mexico/Jefferson College)
23	Justin Dirden	OF	6-4	215	L/R	Jr.	O'Fallon, Mo. (Fort Zumwalt North/Jefferson College)
12	Trevor Ezell	INF	5-8	200	S/R	Jr.	Alexander, Ark. (Bryant)
17	Peyton Faulkner	OF	6-0	185	L/R	So.	Caruthersville, Mo. (Caruthersville/Jefferson College)
37	Andrew Frank	RHP	6-4	165	R/R	Fr.	Moro, Ill. (Edwardsville)
25	Tristen Gagan	INF	6-0	230	R/R	Sr.	Ramona, Okla. (Caney Valley/Northeastern Okla. A&M)
27	Nate Green	LHP	6-5	165	L/L	Sr.	Orange, Calif. (Canyon/Ventura)
18	Chase Hagerty	RHP	6-4	220	R/R	So.	Cape Girardeau, Mo. (Central)
9	Ashton Holyfield	RHP	6-2	185	R/R	Jr.	Malvern, Ark. (Malvern/Arkansas Baptist)
-	Daniel Lloyd	RHP	5-11	195	R/R	Jr.	Edwardsville, Ill. (Edwardsville/Parkland College)
35	Ryan Losman	RHP	6-1	200	R/R	Sr.	Venice, Calif. (Venice/Glendale)
10	Alex Nielsen	INF	5-11	195	R/R	Jr.	Omaha, Neb. (Omaha Westside/Garden City CC)
33	Adam Pennington	LHP	6-1	205	L/L	Jr.	Jackson, Mo. (Shawnee/Three Rivers College)
26	Wesley Pyles	LHP	6-0	190	L/L	Jr.	Poplar Bluff, Mo. (Poplar Bluff)
38	Austin Sachse	LHP	5-8	185	L/L	Jr.	Jefferson City, Mo. (Helias Catholic/MCC-Longview)
-	Gabe Schimpf	LHP/OF	5-8	155	R/L	Fr.	Carterville, Ill. (Christopher)
7	Hunter Southerland	C	6-1	200	R/R	Jr.	Oklahoma City, Okla. (Northeastern Oklahoma)
15	Logan Spalt	RHP/OF	6-1	205	R/R	So.	Cobden, Ill. (Cobden/Parkland College)
13	Wade Stauss	C	6-2	200	L/R	Fr.	Wildwood, Mo. (Lafayette)
16	Aaron Stretch	LHP	5-11	180	L/L	Jr.	Gilbert, Ariz. (Williams Field/South Mountain)
8	Chase Urhahn	OF	6-0	195	L/R	Jr.	Cape Girardeau, Mo. (Notre Dame/Mineral Area)
20	Carlos Vega	RHP	6-2	220	R/R	Sr.	Silver City, N.M. (Silver/Arizona Western College)
24	Christian Vick	RHP	6-3	195	R/R	Jr.	Camden, Tenn. (Camden Central/Jackson State College)
22	Matthew Wade	RHP	6-3	200	R/R	Sr.	Cordova, Tenn. (First Assembly Christian)
5	Devon Wilson	INF	5-11	180	R/R	Jr.	Cypress, Texas (Stratford/Mineral Area)
11	Logan Winder	RHP/INF	5-11	190	L/R	Jr.	Farmington, Mo. (Farmington/Mineral Area)
19	Danny Wright	INF/OF	5-11	175	S/R	So.	Dardenne Prairie, Mo. (Fort Zumwalt West)

ROSTER BREAKDOWN

Total Squad Members	37
Seniors	6
Juniors	18
Sophomores	9
Freshmen	4

PRONUNCIATION GUIDE

Connor Basler	BOZ-ler
Daniel Bergholdt	BERTH-holdt (g is silent)
Michael Berra	bear-uh
Trevor Ezell	ee-ZELL
Tristen Gagan	GAGG-in
Ryan Losman	LOSS-man
Wesley Pyles	piles
Craig Ringe	ring-ee
Austin Sachse	soxy
Gabe Schimpf	schimpf (rhymes with shrimp)
Wade Stauss	stauss (rhymes with house)
Logan Winder	WIN-der

GEOGRAPHICAL BREAKDOWN

Arizona	1
Aaron Stretch	
Arkansas	2
Trevor Ezell, Ashton Holyfield	
California	2
Nate Green, Ryan Losman	
Illinois	7
Joey Burris, Matt Cook, Andrew Frank, Daniel Lloyd, Gabe Schimpf, Logan Spalt, Austin Blazevic	
Missouri	16
Connor Basler, Michael Berra, Chase Hagerty, Wesley Pyles, Adam Pennington, Danny Wright, Daniel Bergholdt, Nathan Bock, Cole Bornhop, Cody Creed, Justin Dirden, Peyton Faulkner, Austin Sachse, Wade Stauss, Chase Urhahn, Logan Winder	
Nebraska	1
Alex Nielsen	
New Mexico	1
Carlos Vega	
New York	1
Alex Canty	
Oklahoma	2
Tristen Gagan, Hunter Southerland	
Tennessee	2
Matthew Wade, Christian Vick	
Texas	1
Devon Wilson	
Wisconsin	1
Alex Bline	

Coaching Staff

3 Andy Sawyers	Head Coach
Second Year/Nebraska, 1998, 2000	
34 Curt Dixon	Assistant Coach
Second Year/University of the Ozarks, 2008	
30 Craig Ringe	Assistant Coach
Second Year/Missouri-St. Louis, 2010	
36 Zac Pearman	Volunteer Assistant Coach
First Year/Lindenwood, 2014	
39 Brian Lees	Student Assistant Coach
First Year/Southeast Missouri, 2017	

Southeast Missouri State REDHAWKS

2018 BASEBALL NOTES / SOUTH DAKOTA STATE SERIES • MAR. 2-4

HONORS & AWARDS

Collegiate Baseball Preseason All-American

Tristen Gagan, 1B

GAMES PLAYED/STARTED

	2018	Career
Trevor Ezell.....	9/9	134/134
Tristen Gagan.....	9/9	64/63
Connor Basler	8/8	62/61
Danny Wright	9/9	60/57
Michael Berra	1/1	18/6
Justin Dirden.....	9/8	9/8
Wade Stauss	9/7	9/7
Devon Wilson.....	9/4	9/4
Chase Urhahn	8/5	8/5
Hunter Southerland.....	8/4	8/4
Alex Nielsen	6/6	6/6
Peyton Faulkner.....	8/6	8/6
Alex Canty.....	3/2	3/2
Cole Bornhop.....	3/3	3/3
Logan Spalt	1/0	1/0

Pitching	2018	Career
Matthew Wade.....	3/0	55/1
Joey Burris.....	2/2	26/3
Carlos Vega.....	4/0	27/0
Ryan Losman.....	4/0	24/3
Wesley Pyles.....	-	23/0
Adam Pennington.....	-	21/2
Daniel Bergholdt.....	2/2	19/4
Chase Hagerty.....	-	14/2
Nate Green.....	-	13/11
Christian Vick.....	4/0	4/0
Aaron Stretch.....	3/0	3/0
Logan Spalt	2/2	2/2
Ashton Holyfield.....	2/2	2/2
Austin Sachse	2/0	2/0
Nathan Bock	2/0	2/0
Cody Creed.....	2/1	2/1
Matt Cook.....	2/0	2/0

Vega Dominates

In his third appearance this season, reliever Carlos Vega simply dominated en route to leading Southeast to its first win of the season against Bowling Green (Feb. 24). Vega allowed only one hit in 3.1 shutout innings and retired 10 of the last 11 hitters he faced. He sat the Falcons down in order in each of the seventh, eighth and ninth innings to nail down his first win of the season. Vega also matched a career-high six strikeouts in that game.

Another Strong Performance

Trevor Ezell had another big week for Southeast, leading the Redhawks to their first wins of the season. Ezell hit .409 with five runs scored, a double, triple, two home runs and 11 RBI in five starts. He hit his first home run of the season to help get Southeast its first win in comeback fashion against Bowling Green on Feb. 24. A day later, Ezell went 2-for-5 with two runs scored, a triple, home run and four RBI to lead the Redhawks to a 9-7 victory in the series finale against the Falcons. Ezell hit a two-run home run in the first inning and delivered a two-RBI triple in the bottom of the eighth inning to tie the game. He then scored the go-ahead run on a home run by Tristen Gagan. Ezell is one of three players in the Ohio Valley Conference hitting .500 or better this year.

Gagan Hits Game-Winner

First baseman Tristen Gagan hit a two-run home run with one out in the bottom of the eighth inning to send Southeast to a 9-7 come-from-behind win and series split with Bowling Green (Feb. 25). Gagan went 4-for-7 with two runs scored, two home runs and three RBI in the final two games of the series. Both of his home runs came in game four. It marked the second two-home run game in Gagan's career.

Vick Steps Up

Newcomer Christian Vick had a strong week out of the bullpen for Southeast. Vick posted a 1-0 record with 11 strikeouts, one walk and did not allow an earned run in seven relief innings. He had a season-high six strikeouts and tossed four scoreless innings to pick up his first career

win against Bowling Green (Feb. 25). Vick has not allowed an earned run in seven-straight innings out of the pen.

Trailing After Six

The Redhawks have either trailed or been tied after six innings every game this season. Southeast has scored first in two of those contests.

Multiple Positions

Danny Wright has started at three different positions through nine games this season. Wright started two games at third base, one at short and six in center field. He ranks fourth on the team with a .310 batting average.

Double-Digit Hits

Southeast registered double-digit hits twice this season. The Redhawks had 11 hits for their first double-digit hit game against Bowling Green (Feb. 23). A day later, Southeast tallied a season-high 13 hits against the Falcons. The Redhawks outhit BGSU, 42-35, in the four-game set.

Home Run Count

Southeast has six home runs and ranks tied for third in the Ohio Valley Conference in that category this season. The Redhawks hit a home run in four of their last six games. Trevor Ezell, Tristen Gagan and Wade Stauss lead the team with two apiece.

Hit Batsmen

Southeast is second in the Ohio Valley Conference in hit by pitch. Redhawk hitters have been hit by a pitch a total of 12 times this season. Danny Wright has been hit by a pitch a team-high four times this year.

Dirden On a Roll

Junior right fielder Justin Dirden is on a five-game hitting streak and has hit safely in eight of his first nine games this season. Dirden had two hits in three of his previous five contests. He had at least two RBI in back-to-back games to open last week's series against Bowling Green (Feb. 23-24). Dirden ranks third on the

Southeast Missouri State **REDHAWKS**

2018 BASEBALL NOTES / SOUTH DAKOTA STATE SERIES • MAR. 2-4

team in batting average (.324), first in doubles (4) and second in RBI (8).

Welcome to NCAA Division I Baseball

A total of 15 players saw their first NCAA Division I baseball action during opening weekend at the College of Charleston (Feb. 16-18). Justin Dirden, Wade Stauss, Alex Nielsen, Chase Urhahn, Peyton Faulkner, Cole Bornhop, Alex Canty, Devon Wilson, Logan Spalt, Christian Vick, Aaron Stretch, Matt Cook, Austin Sachse, Nathan Bock and Cody Creed played in that series. Dirden (RF), Nielsen (3B), Urhahn (DH), Stauss (C), Spalt (P), Canty (LF), Faulkner (CF), Bornhop (C) and Hunter South-erland (LF) all logged their first career starts as Redhawks.

Ezell Starts Strong

Second baseman Trevor Ezell hit .700 (7-for-10) with a run scored and one stolen base in three games at the College of Charleston (Feb. 16-18). Ezell had multiple hits in each matchups with the Cougars. He was 2-for-4 with a run scored in the season-opener, went 3-for-3 in game two and finished opening weekend with a 2-for-3 performance. Friday's season-opener marked Ezell's first start since Feb. 26, 2017 as he missed all but seven games due to a back injury a year ago.

First Lead

Southeast took its first lead of the season with a three-run first inning at the College of Charleston (Feb. 16). Trevor Ezell drove the game's first pitch for a single through the right side and quickly stole second. Danny Wright and Chase Urhahn were both hit by a pitch with one out before Tristen Gagan walked and Ezell scored.

Ezell Career Capsule

Junior Trevor Ezell has started 134 games, more than any player on Southeast's 2018 roster. Ezell owns a .330 batting average with 148 runs scored, 182 hits, 30 doubles, 10 triples, 12 home runs, 91 runs batted in, 101 walks and 39 stolen bases in his career. He ranks among the school's all-time career

leaders in triples (t5th, 10), walks (8th, 101) and stolen bases (8th, 39). Ezell collected multiple hits a total of 32 times and drove in multiple runs on 16 occasions in his career.

Redhawks Fifth in OVC Preseason Poll

The Redhawks were picked to finish fifth in the 2018 Ohio Valley Conference Preseason Poll. Southeast accumulated 115 points in the overall voting by OVC Head Coaches and Sports Information Directors. Tennessee Tech is this year's preseason favorite after earning 15 first-place votes and 192 points. Morehead State (181 pts.), Jacksonville State (156 pts.) and Belmont (148 pts.) were also picked ahead of the Redhawks. Murray State (104 pts.), Austin Peay (103 pts.), Eastern Illinois (62 pts.), SIU Edwardsville (57 pts.), UT Martin (52 pts.) and Eastern Kentucky (42 pts.) completed the predicted order of finish. Morehead State outfielder Niko Hulsizer was named Preseason OVC Player of the Year and Belmont right-hander Dylan King was tabbed Preseason OVC Pitcher of the Year.

Redhawk Baseball

The 2018 campaign is Southeast's 59th season overall and 27th at the NCAA Division I level. Southeast won three Ohio Valley Conference regular-season titles, one OVC Tournament crown and appeared in one NCAA Tournament in the last four years. The Redhawks also made the OVC Tournament a league-record 24 years in a row.

Gagan Secures Preseason All-America Honors

Senior first baseman Tristen Gagan was named a Third-Team Preseason All-American by Collegiate Baseball on Dec. 18. The 2018 Collegiate Baseball Preseason All-Americans feature a remarkable mix of talented NCAA Division I baseball players across the USA. A native of Ramona, Oklahoma, Gagan started 54 games for the Redhawks last season. He led Southeast with 13 home runs and 62 RBIs. Gagan also ranked second on the team with 15 doubles and third with a .567 slugging percentage. Gagan collected multiple hits a


total of 17 times and rated among Ohio Valley Conference leaders in RBI (5th), sacrifice flies (t3rd, 6), putouts (2nd, 461) and fielding double plays (1st, 51). He hit .331 with 23 runs scored, 10 doubles, a triple, eight home runs and 42 RBIs in league play.

On Deck

Southeast hosts regional rival Southern Illinois in midweek action on Mar. 6. First pitch is set for 6 p.m., CT, at Capaha Field. Tuesday's game will feature the first free tailgate of the year.

Southeast Missouri State REDHAWKS

HEAD COACH ANDY SAWYERS



- Head Coach
- Second Year
- Nebraska, 1998, 2000

ANDY SAWYERS

The 2018 season marks the second year for Southeast Missouri head coach Andy Sawyers.

Andy Sawyers is in his second year as Southeast Missouri's head baseball coach.

Sawyers was appointed the sixth head coach in Southeast baseball history on July 29, 2016.

In his first season as an NCAA Division I head coach, Sawyers led the Redhawks to an overall record of 29-26 and 16-14 mark in Ohio Valley Conference play. Southeast finished fifth in the conference standings and picked up a win at the 2017 OVC Tournament.

Sawyers coached six All-OVC selections in 2017, including first-team honoree Dan Holst, second-team picks Brian Lees, Chris Osborne, Justin Murphy and Clay Chandler, and All-Freshman Team member Danny Wright. Wright also claimed Freshman All-America honors during his stellar rookie campaign.

Sawyers has 19 years of collegiate coaching experience. He spent two seasons as the Associate Head Coach/Offensive Coordinator

at Kansas State out of the Big 12 Conference. There, Sawyers oversaw the hitters and catchers as well as helping coordinate recruiting at K-State.

In his career, Sawyers has been to two College World Series, three NCAA Super Regionals, and 10 Regional Tournaments. He has mentored 39 Major League Baseball draft picks including two first-round picks and eight top-10 round picks.

The Wildcats ranked fourth in the Big 12 offensively with a .284 team batting average in 2016. The Wildcat offense registered a .400 slugging percentage, .372 on base clip, scored 335 runs, scattered 550 hits, knocked 100 doubles, 17 triples, and 30 home runs while driving in 300 runs.

Sawyers mentored freshman Josh Rolette to earning Louisville Slugger Freshman All-American honors in 2016. He also helped guide Jake Scudder to the title of Big 12 Newcomer of the Year. In all, the Wildcats posted three student-athletes to All-Big 12 Teams last season.

The 2015 and 2016 seasons were Sawyers' second stint at Kansas State, serving as an assistant coach for the

Wildcats in 2009 and 2010. K-State went 80-30-1 over those two seasons and made consecutive NCAA Regional appearances, the first two in school history.

The 2009 campaign was a year of power for the Wildcats under Sawyers. The team hit 22 triples and 58 home runs, the most in both categories since 1997. The offense shined when it came to stolen bases as the 149 steals were the second-most in the nation and two shy of breaking the Big 12 record. Overall, the team finished among the Big 12 leaders in on-base percentage (2nd, .399), runs scored (2nd, 458), hits (2nd, 675), RBI (2nd, 420), doubles (3rd, 123), and fewest strikeouts (4th, 393).

Six Wildcats earned All-Big 12 honors in 2009, including outfielder Nick Martini, who also garnered Louisville Slugger Freshman All-American honors, and Justin Bloxom and Carter Jurica, who finished fourth and eighth, respectively, in the Big 12 in

batting average.

The 2010 squad matched the success of 2009 by also reaching the NCAA postseason, but the offense topped the previous season's totals in batting average (.323 in 2010; .317 in 2009), runs per game (7.6 vs. 7.4) and OBP (.426 vs. .399).

Prior to his stop at Kansas State, Sawyers spent four seasons as the Associate Head Coach at Texas A&M (2011-14). Those four seasons at Texas A&M represented the conclusion of Sawyers' five total campaigns with the Aggies after he spent 2008 as a volunteer assistant coach.

In each of those five seasons, Sawyers helped Texas A&M reach an NCAA Regional while also winning two Big 12 championships. In addition, he coached standouts Tyler Naquin - 2011 Big 12 Player of the Year, All-American and a first round pick by the Cleveland Indians in 2012 - and Krey Bratson, a 2011 Freshman All-American.



Southeast Missouri State REDHAWKS

HEAD COACH ANDY SAWYERS

Before his appointment at Texas A&M in 2008, Sawyers worked with current Aggie head coach Rob Childress as an assistant coach and the recruiting coordinator at Nebraska from 2003-07. While in Lincoln, he helped the Huskers earn four trips to the NCAA Tournament, including an appearance at the 2005 College World Series. Sawyers, who lettered two years at Nebraska, worked with 12 Huskers who were selected in the MLB Draft, including Alex Gordon, a two-time Big 12 Player of the Year. In 2005, Gordon won five national player of the year awards before being taken as the second overall pick by the Kansas City Royals.

Sawyers took on all hitting coach responsibilities at Nebraska beginning with the 2006 season, when the team batted .310 - its best mark in four years - and ranked in the top three of the Big 12 in home runs, stolen bases, OBP and slugging.

Also during his time in Lincoln, Sawyers served as the academic coordinator and worked with the catchers. Additionally, Sawyers helped the Huskers recruit their then-highest-rated class in school history, as the 2004

recruiting class was ranked 16th nationally by Collegiate Baseball.

After working as the volunteer assistant at Nebraska in 2000, Sawyers spent the 2001 and 2002 seasons as the head coach at Hutchinson Community College, compiling an 87-30 record and two postseason berths. In 2001, the Dragons went 40-16 and won the Jayhawk West Sub-Regional, while the 2002 squad set a school record with 47 wins and was ranked as high as seventh by the NJCAA.

Sawyers' coaching career began at Northwestern (La.) State in 1999 as a volunteer assistant coach, helping the Demons finish second in the Southland Conference.

Sawyers first played collegiately at Point Loma (Calif.) Nazarene College in 1994. Following a year off, he played at Mendocino (Calif.) Junior College in 1996 before finishing up his playing career at Nebraska.

A native of Willits, California, Sawyers received his bachelor (1998) and master's (2000) degrees from Nebraska. He is married to the former Dena Lindeblad and the couple have one child, Andrew James (A.J.).

THE ANDY SAWYERS FILE

Born

May 24, 1975

Hometown

Willits, Calif.

Family

Spouse: Dena

Son: Andrew James (A.J.)

Education

- Nebraska, B.A. in History, 1998
- Nebraska, M.S. in Education, 2000

SAWYERS' YEAR-BY-YEAR RECORDS

Year	School	Assignment	Record	Conf./Finish	Postseason
1999	Northwestern State	Volunteer Assistant	38-21	18-9/2nd	
2000	Nebraska	Volunteer Assistant	51-17	21-9/2nd	NCAA Super Regional
2001	Hutchinson CC	Head Coach	40-16	-	Sub-Regional
2002	Hutchinson CC	Head Coach	47-11	-	Sub-Regional
2003	Nebraska	Assistant Coach	47-18	20-7/1st	NCAA Regional
2004	Nebraska	Assistant Coach	36-23	11-16/8th	-
2005	Nebraska	Assistant Coach	57-15	19-8/1st	NCAA College World Series
2006	Nebraska	Assistant Coach	42-17	17-10/3rd	NCAA Regional
2007	Nebraska	Assistant Coach	32-27	14-13/4th	NCAA Regional
2008	Texas A&M	Volunteer Assistant	46-19	19-8/1st	NCAA Super Regional
2009	Kansas State	Assistant Coach	43-18-1	14-11-1/4th	NCAA Regional
2010	Kansas State	Assistant Coach	37-22	14-12/3rd	NCAA Regional
2011	Texas A&M	Assoc. Head Coach	47-22	19-8/11st	NCAA College World Series
2012	Texas A&M	Assoc. Head Coach	43-18	16-8/2nd	NCAA Regional
2013	Texas A&M	Assoc. Head Coach	34-29	13-16/6th	NCAA Regional
2014	Texas A&M	Assoc. Head Coach	36-26	14-16/5th	NCAA Regional
2015	Kansas State	Assoc. Head Coach	27-30	10-14/6th	-
2016	Kansas State	Assoc. Head Coach	26-31	8-16/8th	-
2017	Southeast Missouri	Head Coach	29-26	16-14/5th	-
2018	Southeast Missouri	Head Coach	2-7	-	-

Overall Record as a Head Coach: 118-60 (3 years)

Record at Southeast Missouri, 31-33, 16-14 Ohio Valley Conference (2 years)


Record at Hutchinson CC, 87-27 (2 years)

Record as a college associate head coach, 213-156


Record as a college assistant coach, 294-140-1

Record as a volunteer assistant coach, 135-57


ASSISTANT COACHES



Curt Dixon
Assistant Coach
Second Year



Craig Ringe
Assistant Coach
Second Year



Zac Pearman
Volunteer Assistant Coach
First Year



Brian Lees
Student Assistant Coach
First Year

Southeast Missouri State REDHAWKS

2018 OVERALL STATISTICS



2018 Southeast Missouri Baseball Overall Statistics for Southeast Missouri (as of Feb 27, 2018) (All games Sorted by Batting avg)



Record: 2-7 Home: 2-2 Away: 0-5 OVC: 0-0

Player	avg	gp-gs	ab	r	h	2b	3b	hr	rbi	tb	slg%	bb	hp	so	gdp	ob%	sf	sh	sb-att	po	a	e	fld%
12 EZELL, Trevor	.514	9-9	35	6	18	1	1	2	13	27	.771	4	0	5	0	.550	1	0	2-5	13	17	1	.968
17 FAULKNER, Peyton	.400	7-5	15	6	6	1	0	0	0	7	.467	2	0	3	0	.471	0	0	1-1	5	0	0	1.000
23 DIRDEN, Justin	.324	9-8	34	4	11	4	0	0	8	15	.441	1	1	10	2	.351	1	0	0-0	9	3	0	1.000
19 WRIGHT, Danny	.310	9-9	29	5	9	0	0	0	3	9	.310	5	4	6	0	.462	1	1	2-3	22	7	0	1.000
2 BASLER, Connor	.217	8-8	23	5	5	1	0	0	0	6	.261	3	1	3	1	.333	0	2	2-3	11	21	7	.821
25 GAGAN, Tristen	.212	9-9	33	3	7	2	0	2	7	15	.455	4	1	5	0	.316	0	0	1-1	64	6	0	1.000
8 URHAHN, Chase	.176	8-5	17	2	3	1	0	0	1	4	.235	1	1	5	0	.263	0	0	1-1	3	0	0	1.000
5 WILSON, Devon	.143	9-4	14	3	2	1	0	0	1	3	.214	5	1	1	3	.400	0	0	0-0	9	0	1	.900
7 SOUTHERLAND, Hunter	.125	8-4	16	1	2	1	0	0	3	3	.188	2	1	8	0	.263	0	0	0-0	6	1	0	1.000
13 STAUSS, Wade	.120	9-7	25	3	3	0	0	2	4	9	.360	5	1	7	0	.290	0	0	0-0	40	5	0	1.000
10 NIELSEN, Alex	.045	7-7	22	1	1	0	0	0	0	1	.045	1	0	5	1	.087	0	0	0-0	6	9	1	.938

4 BORNHOP, Cole	.200	3-3	10	2	2	0	0	0	0	2	.200	0	1	2	1	.273	0	0	0-0	26	3	0	1.000
6 CANTY, Alex	.000	3-2	6	0	0	0	0	0	0	0	.000	0	0	1	1	.000	0	0	0-0	3	0	0	1.000
14 BERRA, Michael	.000	1-1	2	0	0	0	0	0	0	0	.000	0	0	1	0	.000	0	0	0-0	2	0	0	1.000
15 SPALT, Logan	.000	1-0	1	0	0	0	0	0	0	0	.000	0	0	0	0	.000	0	0	0-0	1	1	0	1.000
Totals	.245	9	282	41	69	12	1	6	40	101	.358	33	12	62	9	.345	3	3	9-14	224	84	11	.966
Opponents	.272	9	283	52	77	13	3	4	45	108	.382	35	7	67	4	.360	6	7	11-15	231	94	6	.982

LOB - Team (61), Opp (62). DPs turned - Team (6), Opp (11). IBB - Team (0), Opp (2).

(All games Sorted by Earned run avg)

Player	era	w-l	app	gs	cg	sho	sv	ip	h	r	er	bb	so	2b	3b	hr	b/avg	wp	hp	bk	sfa	sha
24 VICK, Christian	1.00	1-1	4	0	0	0/0	0	9.0	8	4	1	1	13	1	1	0	.229	1	2	0	0	0
9 HOLYFIELD, Ashton	2.89	0-0	2	2	0	0/0	0	9.1	7	3	3	4	8	0	0	0	.212	1	0	1	1	0
15 SPALT, Logan	3.48	0-1	2	2	0	0/0	0	10.1	8	7	4	1	11	1	0	0	.205	1	2	0	0	1

28 COOK, Matt	0.00	0-0	2	0	0	0/0	0	1.2	1	0	0	0	0	0	0	0	.250	0	0	0	1	0
38 SACHSE, Austin	0.00	0-0	2	0	0	0/0	0	0.2	0	0	0	3	1	0	0	0	.000	1	0	0	0	0
16 STRETCH, Aaron	1.59	0-0	3	0	0	0/0	0	5.2	4	1	1	5	5	0	0	1	.174	0	0	0	0	0
20 VEGA, Carlos	2.45	1-1	4	0	0	0/0	0	7.1	8	5	2	5	7	1	0	0	.296	0	0	0	0	1
35 LOSMAN, Ryan	6.00	0-1	4	0	0	0/0	0	6.0	8	4	4	2	6	0	0	0	.364	5	2	0	0	3
31 CREED, Cody	6.23	0-0	2	1	0	0/0	0	4.1	4	3	3	2	3	3	0	0	.267	0	0	0	0	0
44 BERGTHOLDT, Daniel	7.04	0-2	2	2	0	0/0	0	7.2	6	6	6	5	6	0	0	2	.214	1	0	0	0	0
22 WADE, Matthew	7.36	0-0	3	0	0	0/0	0	3.2	7	6	3	2	2	2	1	0	.389	1	0	0	1	0
21 BURRIS, Joey	11.05	0-1	2	2	0	0/0	0	7.1	11	9	9	3	4	4	1	1	.393	0	0	0	2	2
32 BOCK, Nathan	21.60	0-0	2	0	0	0/0	0	1.2	5	4	4	2	1	1	0	0	.556	0	1	0	1	0
Totals	4.82	2-7	9	9	0	0/0	0	74.2	77	52	40	35	67	13	3	4	.272	11	7	1	6	7
Opponents	4.44	7-2	9	9	0	1/1	4	77.0	69	41	38	33	62	12	1	6	.245	8	12	1	3	3

PB - Team (2), BORNHOP, C. 1, STAUSS, W. 1, Opp (1). SBA/ATT - STAUSS, W. (7-10), BORNHOP, C. (4-5), SPALT, L. (4-4), STRETCH, A. (2-2), CREED, C. (1-2), VICK, C. (1-2), BERGTHOLDT (1-2), VEGA, C. (2-2), LOSMAN, R. (0-1).

Southeast Missouri State REDHAWKS

2017 OVERALL STATISTICS (OVC GAMES ONLY)



Southeast Missouri Baseball Conference statistics for Southeast Missouri (as of Feb 19, 2018) (OVC games only Sorted by Batting avg)



Record: 16-14 Home: 11-4 Away: 5-10 OVC: 16-14

Player	avg	gp-gs	ab	r	h	2b	3b	hr	rbi	tb	slg%	bb	hp	so	gdp	ob%	sf	sh	sb-att	po	a	e	fld%
39 WRIGHT, Danny	.408	29-28	103	24	42	11	3	1	18	62	.602	19	3	22	0	.508	1	3	7-7	62	91	4	.975
8 HOLST, Dan	.407	30-30	113	31	46	6	0	7	36	73	.646	26	5	17	2	.531	1	0	7-9	76	3	2	.975
7 OSBORNE, Chris	.383	30-30	128	37	49	10	2	6	30	81	.633	14	3	24	1	.452	1	1	3-5	47	1	4	.923
17 LEES, Brian	.360	30-30	114	23	41	12	1	2	20	61	.535	12	3	15	2	.424	3	2	4-6	178	23	2	.990
36 GAGAN, Tristen	.331	30-30	118	23	39	10	1	8	42	75	.636	15	3	20	5	.404	5	0	3-3	274	11	4	.986
6 BOTTGER, Kyle	.270	28-25	100	14	27	2	0	2	15	35	.350	5	0	22	3	.302	1	6	1-1	30	49	7	.919
2 BASLER, Connor	.217	30-30	106	22	23	3	0	0	6	26	.245	17	4	26	1	.346	0	2	9-10	49	100	7	.955
4 EVANS, Clayton	.181	29-25	105	20	19	1	0	3	8	29	.276	14	4	39	2	.301	0	3	4-5	35	1	1	.973

16 RENTFRO, Cooper	.500	3-0	2	1	1	0	0	0	1	1	.500	0	0	1	0	.500	0	0	0-0	0	0	0	.000
13 HAGGERTY, Josh	.368	12-4	19	3	7	1	0	0	5	8	.421	2	0	4	0	.429	0	1	0-0	7	0	1	.875
10 CAFFREY, Chris	.295	22-21	78	11	23	6	0	2	15	35	.449	4	0	17	3	.321	2	0	1-1	2	12	2	.875
18 ROBERTSON, Kylar	.277	18-10	47	4	13	1	1	2	7	22	.468	6	1	20	1	.370	0	0	1-1	0	0	0	.000
14 BERRA, Michael	.231	10-3	13	2	3	1	0	0	1	4	.308	3	1	4	0	.389	1	0	0-1	3	0	1	.750
1 REYNOLDS, Garret	.200	4-1	5	1	1	0	0	0	0	1	.200	1	0	2	0	.333	0	0	1-1	2	4	0	1.000
32 McMAHAN, Aiden	.105	12-3	19	2	2	1	0	0	1	3	.158	1	0	2	1	.150	0	0	0-0	17	0	0	1.000
22 WADE, Matthew	.000	1-0	0	0	0	0	0	0	0	0	.000	0	0	0	0	.000	0	0	0-0	1	2	0	1.000
Totals	.314	30	1070	218	336	65	8	33	205	516	.482	139	27	235	21	.401	15	18	41-50	791	338	37	.968
Opponents	.310	30	1060	197	329	66	2	39	178	516	.487	115	34	191	30	.392	11	18	21-31	786	310	28	.975

LOB - Team (267), Opp (250). DPs turned - Team (36), Opp (24). CI - Team (0), Opp (2). IBB - Team (3), WRIGHT, D. 2, OSBORNE, C. 1, Opp (4). Picked off - BASLER, C. 1, BOTTGER, K. 1.

(OVC games only Sorted by Earned run avg)

Player	era	w-l	app	gs	cg	sho	sv	ip	h	r	er	bb	so	2b	3b	hr	b/avg	wp	hp	bks	sfa	sha
23 MURPHY, Justin	4.41	5-3	10	10	1	1/0	0	65.1	71	38	32	14	32	14	0	4	.274	1	7	0	1	1
25 CHANDLER, Clay	4.72	6-2	10	10	0	0/1	0	55.1	72	30	29	16	46	16	1	8	.316	5	2	1	0	2

37 HASTINGS, Blaze	1.59	0-0	5	0	0	0/0	0	5.2	5	1	1	7	3	0	0	1	.250	0	1	0	0	0
35 LOSMAN, Ryan	3.07	0-0	11	1	0	0/0	1	14.2	14	9	5	8	15	1	0	3	.250	2	1	0	0	1
20 VEGA, Carlos	4.50	0-4	13	0	0	0/0	3	14.0	17	12	7	11	19	5	0	0	.315	6	2	0	2	2
21 BURRIS, Joey	4.79	1-0	12	0	0	0/1	2	20.2	15	12	11	9	19	3	1	4	.200	0	1	0	0	1
22 WADE, Matthew	5.56	1-0	9	0	0	0/0	0	11.1	13	9	7	10	4	0	0	1	.310	5	3	0	0	0
31 WALDHOFF, Jared	5.74	0-1	17	0	0	0/0	0	15.2	19	10	10	6	8	2	0	1	.317	0	7	0	3	2
15 BELTRAN, Robert	7.45	1-2	13	5	0	0/0	0	29.0	42	26	24	13	25	10	0	3	.356	2	1	1	3	6
13 HAGGERTY, Josh	9.00	0-0	2	0	0	0/1	0	1.0	0	1	1	1	2	0	0	0	.000	0	0	0	0	0
27 GREEN, Nate	9.53	1-2	6	4	0	0/0	0	17.0	31	18	18	2	7	6	0	7	.408	0	3	0	0	2
19 HAGERTY, Chase	15.12	0-0	7	0	0	0/0	0	8.1	16	14	14	9	8	2	0	4	.457	2	4	0	2	1
44 BERGTHOLDT, Daniel	16.20	1-0	6	0	0	0/0	0	3.1	8	9	6	6	1	4	0	2	.400	0	0	0	0	0
26 PYLES, Wesley	27.00	0-0	2	0	0	0/0	0	2.1	6	8	7	3	2	3	0	1	.429	1	2	0	0	0
Totals	5.87	16-14	30	30	1	2/1	6	263.2	329	197	172	115	191	66	2	39	.310	24	34	2	11	18
Opponents	6.66	14-16	30	30	0	0/0	6	262.0	336	218	194	139	235	65	8	33	.314	25	27	2	15	18

PB - Team (1), LEES, B. 1, Opp (5). Pickoffs - Team (4), LEES, B. 2, WADE, M. 1, BELTRAN, R. 1, Opp (2). SBA/ATT - LEES, B. (20-29), CHANDLER, C. (4-6), MURPHY, J. (2-5), BELTRAN, R. (4-5), WADE, M. (4-4), WALDHOFF, J. (2-3), LOSMAN, R. (0-2), VEGA, C. (1-2), HASTINGS, B. (1-1), HAGERTY, C. (1-1), GREEN, N. (1-1), BURRIS, J. (1-1), McMAHAN, A. (1-1).

Southeast Missouri State REDHAWKS

2018 SEASON RESULTS



2018 Southeast Missouri Baseball Game Results for Southeast Missouri (as of Feb 28, 2018) (All games)




Date	Opponent	Score	Inns	Overall	OVC	Pitcher of record	Attend	Time
02-16-18	at Charleston	L 3-6	9	0-1-0	0-0-0	VICK, C. (L 0-1)	696	2:11
02-17-18	at Charleston	L 0-6	9	0-2-0	0-0-0	SPALT, L. (L 0-1)	632	2:26
02-18-18	at Charleston	L 4-5	9	0-3-0	0-0-0	BERGTHOLDT (L 0-1)	592	2:31
02-20-18	at Arkansas State	L 6-7	9	0-4-0	0-0-0	LOSMAN, R. (L 0-1)	294	3:07
02-23-18	BOWLING GREEN	L 7-9	9	0-5-0	0-0-0	BURRIS, J. (L 0-1)	250	2:38
02-24-18	BOWLING GREEN	w 8-4	9	1-5-0	0-0-0	VEGA, C. (W 1-0)	150	2:50
02-25-18	BOWLING GREEN-1	L 2-5	7	1-6-0	0-0-0	BERGTHOLDT (L 0-2)	225	2:27
02-25-18	BOWLING GREEN-2	w 9-7	9	2-6-0	0-0-0	VICK, C. (W 1-1)	325	3:08
02-27-18	at Memphis	L 2-3	9	2-7-0	0-0-0	VEGA, C. (L 1-1)	277	2:55

() extra inning game

Southeast Missouri State REDHAWKS

RADIO/TV ROSTER



1

Alex Bline
C / 5-8 / 185 / R-R / So.
Mt. Pleasant, Wis.




2

Connor Basler
INF / 6-1 / 175 / R-R / So.
Ste. Genevieve, Mo.




4

Cole Bornhop
C / 5-9 / 200 / R-R / Jr.
St. Louis, Mo.




5

Devon Wilson
INF / 5-11 / 180 / R-R / Jr.
Cypress, Texas




6

Alex Canty
INF / 5-10 / 185 / R-R / So.
Batavia, N.Y.




7

Hunter Southerland
C / 6-1 / 200 / R-R / Jr.
Oklahoma City, Okla.



8

Chase Urhahn
OF / 6-0 / 195 / L-R / Jr.
Cape Girardeau, Mo.




9

Ashton Holyfield
RHP / 6-2 / 185 / R-R / Jr.
Malvern, Ark.




10

Alex Nielsen
INF / 5-11 / 195 / R-R / Jr.
Omaha, Neb.




11

Logan Winder
RHP/INF / 5-11 / 190 / L-R / Jr.
Farmington, Mo.




12

Trevor Ezell
INF / 5-8 / 200 / S-R / Jr.
Alexander, Ark.




13

Wade Stauss
C / 6-2 / 200 / L-R / Fr.
Wildwood, Mo.



14

Michael Berra
OF / 5-11 / 200 / R-R / So.
Chesterfield, Mo.




15

Logan Spalt
RHP/OF / 6-1 / 205 / R-R / So.
Cobden, Ill.



16

Aaron Stretch
LHP / 5-11 / 180 / L-L / Jr.
Gilbert, Ariz.



17

Peyton Faulkner
OF / 6-0 / 185 / L-R / So.
Caruthersville, Mo.



18

Chase Hagerty
RHP / 6-4 / 220 / R-R / So.
Cape Girardeau, Mo.




19

Danny Wright
INF/OF / 5-11 / 175 / S-R / So.
Dardenne Prairie, Mo.



20

Carlos Vega
RHP / 6-2 / 220 / R-R / Sr.
Silver City, N.M.



21

Joey Burris
RHP / 6-2 / 200 / R-R / Sr.
Pinckneyville, Ill.



22

Matthew Wade
RHP / 6-3 / 200 / R-R / Sr.
Cordova, Tenn.




23

Justin Dirden
OF / 6-4 / 215 / L-R / Jr.
O'Fallon, Mo.




24

Christian Vick
RHP / 6-3 / 195 / R-R / Jr.
Camden, Tenn.




25

Tristen Gagan
INF / 6-0 / 230 / R-R / Sr.
Ramona, Okla.




26

Wesley Pyles
LHP / 6-0 / 190 / L-L / Jr.
Poplar Bluff, Mo.



27

Nate Green
LHP / 6-5 / 165 / L-L / Sr.
Orange, Calif.



28

Matt Cook
RHP / 6-3 / 200 / R-R / R-Fr.
Collinsville, Ill.



31

Cody Creed
RHP / 5-10 / 185 / R-R / Jr.
Holts Summit, Mo.




32

Nathan Bock
RHP / 5-10 / 180 / R-R / So.
O'Fallon, Mo.




33

Adam Pennington
LHP / 6-1 / 205 / L-L / Jr.
Jackson, Mo.




35

Ryan Losman
RHP / 6-1 / 200 / R-R / Sr.
Venice, Calif.




37

Andrew Frank
RHP / 6-4 / 165 / R-R / Fr.
Moro, Ill.



38

Austin Sachse
LHP / 5-8 / 185 / L-L / Jr.
Jefferson City, Mo.




44

Daniel Bergholdt
LHP / 6-4 / 205 / L-L / Jr.
Ste. Genevieve, Mo.



44

Daniel Lloyd
RHP / 5-11 / 195 / R-R / Jr.
Edwardsville, Ill.



Gabe Schimpf
LHP/OF / 5-8 / 155 / R-L / Fr.
Carterville, Ill.




Austin Blazevic
INF / 6-2 / 210 / L-R / Jr.
Plainfield, Ill.



3

Andy Sawyers
Head Coach
Second Year




34

Curt Dixon
Assistant Coach
Second Year



30

Craig Ringe
Assistant Coach
Second Year



36

Zac Pearman
Volunteer Assistant Coach
First Year



39

Brian Lees
Student Assistant Coach
First Year

Southeast Missouri State REDHAWKS

SEASON/CAREER-HIGHS

Multiple-Hit Games

Player	2	3	4	5+	Total
Trevor Ezell	5	2	-	-	7
Justin Dirden	3	-	-	-	3
Tristen Gagan	3	-	-	-	3
Danny Wright	2	-	-	-	2
Peyton Faulkner	1	1	-	-	2
Devon Wilson	1	-	-	-	1
Connor Basler	1	-	-	-	1

Multiple-RBI Games

Player	2	3	4	5+	Total
Trevor Ezell	2	-	2	-	4
Justin Dirden	2	1	-	-	3
Tristen Gagan	1	1	-	-	2
Hunter Southerland	1	-	-	-	1
Wade Stauss	1	-	-	-	1

Inning-by-Inning Summary

Inning	SEMO	Opp.
First	3	7
Second	3	2
Third	3	8
Fourth	3	7
Fifth	2	12
Sixth	4	7
Seventh	9	4
Eighth	9	2
Ninth	2	3
Totals	41	52

Inning-by-Inning Summary (OVC Games)

Inning	SEMO	Opp.
First	-	-
Second	-	-
Third	-	-
Fourth	-	-
Fifth	-	-
Sixth	-	-
Seventh	-	-
Extra	-	-
Totals	-	-

Current Hitting Streaks

Player	Games	Started
Trevor Ezell	9	2/16
Danny Wright	7	2/18
Justin Dirden	5	2/23

Current Reached Base Streaks

Player	Games	Started
Trevor Ezell	9	2/16
Danny Wright	9	2/16
Tristen Gagan	5	2/23
Justin Dirden	5	2/23

Career Multiple-Hit Games

Player	2	3	4	5+	Total
Trevor Ezell	22	6	4	-	32
Danny Wright	15	8	-	-	23
Tristen Gagan	16	3	1	-	20
Connor Basler	9	1	1	-	11
Justin Dirden	3	-	-	-	3
Peyton Faulkner	1	1	-	-	2
Devon Wilson	1	-	-	-	1

Career Multiple-RBI Games

Player	2	3	4	5+	Total
Tristen Gagan	9	5	2	2	18
Trevor Ezell	9	3	4	-	16
Danny Wright	3	2	1	1	7
Justin Dirden	2	1	-	-	3
Hunter Southerland	1	-	-	-	1
Connor Basler	-	-	1	-	1
Wade Stauss	1	-	-	-	1

2 Connor Basler

2018 Season-Highs

At-Bats.....	4, 3x, last vs. Bowling Green (2/24)
Runs.....	2, at Arkansas State (2/20)
Hits.....	2, vs. Bowling Green (2/24)
Doubles.....	1, vs. Bowling Green (2/24)
Triples.....	-
Home Runs.....	-
RBI.....	-
Stolen Bases.....	2, at Arkansas State (2/20)

Career-Highs

At-Bats.....	5, 5x, last at Belmont (5/14/17)
Runs.....	3, vs. Western Illinois (2/24/17)
Hits.....	4, vs. Western Illinois (2/24/17)
Doubles.....	2, vs. Western Illinois (2/24/17)
Triples.....	-
Home Runs.....	-
RBI.....	4, vs. Western Illinois (2/24/17)
Stolen Bases.....	2, 2x, last at Arkansas State (2/20/18)

44 Daniel Bergholdt

2018 Season-Highs

Innings Pitched.....	4.2, vs. Bowling Green (2/25)
Fewest Hits.....	2, vs. Bowling Green (2/25)
Most Hits.....	4, at College of Charleston (2/18)
Fewest Runs.....	2, at College of Charleston (2/18)
Most Runs.....	4, vs. Bowling Green (2/25)
Fewest Walks.....	1, at College of Charleston (2/18)
Strikeouts.....	3, 2x, last vs. Bowling Green (2/25)

Career-Highs

Innings.....	4.2, vs. Bowling Green (2/25/18)
Fewest Hits.....	0, 3x, last at Belmont (5/13/17)
Most Hits.....	4, at College of Charleston (2/18/18)
Fewest Runs.....	0, 6x, last vs. Murray State (5/26/17)
Most Runs.....	5, 2x, last at Morehead State (3/10/17)
Fewest Walks.....	0, 11x, last vs. Murray State (5/26/17)
Strikeouts.....	3, 2x, last vs. Bowling Green (2/25/18)

14 Michael Berra

2018 Season-Highs

At-Bats.....	2, at College of Charleston (2/16)
Runs.....	-
Hits.....	-
Doubles.....	-
Triples.....	-
Home Runs.....	-
RBI.....	-
Stolen Bases.....	-

Career-Highs

At-Bats.....	4, 2x, last vs. Southern Illinois (4/25/17)
Runs.....	1, 2x, last vs. Jacksonville State (4/15/17)
Hits.....	1, 4x, last at Western Michigan (5/6/17)
Doubles.....	1, vs. Jacksonville State (4/1/17)
Triples.....	-
Home Runs.....	-
RBI.....	1, vs. UT Martin (3/17/17)
Stolen Bases.....	-

1 Alex Bline

2018 Season/Career-Highs

At-Bats.....	-
Runs.....	-
Hits.....	-
Doubles.....	-
Triples.....	-
Home Runs.....	-
RBI.....	-
Stolen Bases.....	-

32 Nathan Bock

2018 Season/Career-Highs

Innings Pitched.....	1.0, at College of Charleston (2/16)
Fewest Hits.....	2, vs. Bowling Green (2/25)
Most Hits.....	3, at College of Charleston (2/16)
Fewest Runs.....	1, at College of Charleston (2/16)
Most Runs.....	3, vs. Bowling Green (2/25)
Fewest Walks.....	1, 2x, last vs. Bowling Green (2/25)
Strikeouts.....	1, at College of Charleston (2/16)

4 Cole Bornhop

2018 Season/Career-Highs

At-Bats.....	4, at College of Charleston (2/18)
Runs.....	1, 2x, last vs. Bowling Green (2/24)
Hits.....	1, 2x, last vs. Bowling Green (2/24)
Doubles.....	-
Triples.....	-
Home Runs.....	-
RBI.....	-
Stolen Bases.....	-

21 Joey Burris

2018 Season-Highs

Innings Pitched.....	5.0, at College of Charleston (2/16)
Fewest Hits.....	5, at College of Charleston (2/16)
Most Hits.....	6, vs. Bowling Green (2/23)
Fewest Runs.....	3, at College of Charleston (2/16)
Most Runs.....	6, vs. Bowling Green (2/23)
Fewest Walks.....	0, at College of Charleston (2/16)
Strikeouts.....	2, 2x, last vs. Bowling Green (2/23)

Career-Highs

Innings.....	5.0, at College of Charleston (2/16/18)
Fewest Hits.....	0, 10x, last vs. Murray State (5/26/17)
Most Hits.....	7, vs. Jacksonville State (4/15/17)
Fewest Runs.....	0, 15x, last vs. Murray State (5/26/17)
Most Runs.....	7, vs. Jacksonville State (4/15/17)
Fewest Walks.....	0, 14x, last at College of Charleston (2/16/18)
Strikeouts.....	4, at Eastern Illinois (4/9/17)

6 Alex Canty

2018 Season/Career-Highs

At-Bats.....	3, vs. Bowling Green (2/23)
Runs.....	-
Hits.....	-
Doubles.....	-
Triples.....	-
Home Runs.....	-
RBI.....	-
Stolen Bases.....	-

Southeast Missouri State REDHAWKS

SEASON/CAREER-HIGHS

28 Matt Cook

2018 Season/Career-Highs

Innings Pitched.....	10, vs. Bowling Green (2/25)
Fewest Hits.....	0, at College of Charleston (2/17)
Most Hits.....	1, vs. Bowling Green (2/25)
Fewest Runs.....	0, 2x, last vs. Bowling Green (2/25)
Most Runs.....	-
Fewest Walks.....	0, 2x, last vs. Bowling Green (2/25)
Strikeouts.....	-

31 Cody Creed

2018 Season/Career-Highs

Innings Pitched.....	21, vs. Bowling Green (2/25)
Fewest Hits.....	0, at College of Charleston (2/18)
Most Hits.....	4, vs. Bowling Green (2/25)
Fewest Runs.....	0, at College of Charleston (2/18)
Most Runs.....	3, vs. Bowling Green (2/25)
Fewest Walks.....	0, at College of Charleston (2/18)
Strikeouts.....	2, vs. Bowling Green (2/25)

23 Justin Dirden

2018 Season/Career-Highs

At-Bats.....	5, 2x, last vs. Bowling Green (2/23)
Runs.....	2, vs. Bowling Green (2/25)
Hits.....	2, 3x, last vs. Bowling Green (2/25)
Doubles.....	1, 4x, last at Memphis (2/27)
Triples.....	-
Home Runs.....	-
RBI.....	3, vs. Bowling Green (2/24)
Stolen Bases.....	-

12 Trevor Ezell

2018 Season-Highs

At-Bats.....	5, 2x, last vs. Bowling Green (2/24)
Runs.....	2, 2x, last vs. Bowling Green (2/25)
Hits.....	3, 2x, last vs. Bowling Green (2/24)
Doubles.....	1, at Arkansas State (2/20)
Triples.....	1, vs. Bowling Green (2/25)
Home Runs.....	1, 2x, last vs. Bowling Green (2/25)
RBI.....	4, 2x, last vs. Bowling Green (2/25)
Stolen Bases.....	1, 2x, last at Arkansas State (2/20)

Career-Highs

At-Bats.....	7, 2x, last at Indiana State (5/9/15)
Runs.....	5, 2x, last vs. Eastern Illinois (4/17/16)
Hits.....	4, 4x, last at Missouri (5/5/15)
Doubles.....	1, 30x, last at Arkansas State (2/20/18)
Triples.....	1, 10x, last vs. Bowling Green (2/25/18)
Home Runs.....	1, 12x, last vs. Bowling Green (2/25)
RBI.....	4, 4x, last vs. Bowling Green (2/25/18)
Stolen Bases.....	3, vs. SIU Edwardsville (4/2/16)

17 Peyton Faulkner

2018 Season/Career-Highs

At-Bats.....	4, at Arkansas State (2/20)
Runs.....	2, 2x, last vs. Bowling Green (2/25)
Hits.....	3, vs. Bowling Green (2/25)
Doubles.....	1, at College of Charleston (2/18)
Triples.....	-
Home Runs.....	-
RBI.....	-
Stolen Bases.....	1, vs. Bowling Green (2/25)

37 Andrew Frank

2018 Season/Career-Highs

Innings Pitched.....	-
Fewest Hits.....	-
Most Hits.....	-
Fewest Runs.....	-
Most Runs.....	-
Fewest Walks.....	-
Strikeouts.....	-

25 Tristen Gagan

2018 Season-Highs

At-Bats.....	5, vs. Bowling Green (2/23)
Runs.....	2, vs. Bowling Green (2/25)
Hits.....	2, 3x, last vs. Bowling Green (2/25)
Doubles.....	1, 2x, last vs. Bowling Green (2/24)
Triples.....	-
Home Runs.....	2, vs. Bowling Green (2/25)
RBI.....	3, vs. Bowling Green (2/25)
Stolen Bases.....	1, vs. Bowling Green (2/25)

Career-Highs

At-Bats.....	6, vs. Eastern Kentucky (5/18/17)
Runs.....	3, vs. Purdue (3/5/17)
Hits.....	4, vs. Purdue (3/5/17)
Doubles.....	2, 2x, last at SIU Edwardsville (3/25/17)
Triples.....	1, vs. UT Martin (3/17/17)
Home Runs.....	2, 2x, last vs. Bowling Green (2/25/18)
RBI.....	3, vs. Bowling Green (2/25/18)
Stolen Bases.....	2, at Belmont (5/14/17)

27 Nate Green

2018 Season-Highs

Innings Pitched.....	-
Fewest Hits.....	-
Most Hits.....	-
Fewest Runs.....	-
Most Runs.....	-
Fewest Walks.....	-
Strikeouts.....	-

Career-Highs

Innings.....	61, at Western Michigan (5/7/17)
Fewest Hits.....	2, vs. Austin Peay (4/2/17)
Most Hits.....	7, 2x, last vs. Eastern Kentucky (5/20/17)
Fewest Runs.....	1, 4x, last vs. Eastern Kentucky (5/20/17)
Most Runs.....	7, at Murray State (4/23/17)
Fewest Walks.....	0, 5x, last at Belmont (5/14/17)
Strikeouts.....	4, at Western Michigan (5/7/17)

18 Chase Hagerty

2018 Season-Highs

Innings Pitched.....	-
Fewest Hits.....	-
Most Hits.....	-
Fewest Runs.....	-
Most Runs.....	-
Fewest Walks.....	-
Strikeouts.....	-

Career-Highs

Innings.....	3.2, at Saint Louis (5/3/17)
Fewest Hits.....	0, 5x, last at Murray State (4/23/17)
Most Hits.....	7, at Morehead State (3/9/17)
Fewest Runs.....	0, 6x, last at Murray State (4/23/17)
Most Runs.....	5, 2x, last at SIU Edwardsville (3/25/17)
Fewest Walks.....	0, 6x, last at Belmont (5/14/17)
Strikeouts.....	4, 2x, last at Morehead State (3/9/17)

9 Ashton Holyfield

2018 Season/Career-Highs

Innings Pitched.....	6.0, at Memphis (2/27)
Fewest Hits.....	3, at Memphis (2/27)
Most Hits.....	4, at Arkansas State (2/20)
Fewest Runs.....	1, at Memphis (2/27)
Most Runs.....	2, at Arkansas State (2/20)
Fewest Walks.....	2, 2x, last at Memphis (2/27)
Strikeouts.....	4, 2x, last at Memphis (2/27)

35 Ryan Losman

2018 Season-Highs

Innings Pitched.....	2.0, at Memphis (2/27)
Fewest Hits.....	1, at College of Charleston (2/18)
Most Hits.....	3, vs. Bowling Green (2/25)
Fewest Runs.....	0, at College of Charleston (2/18)
Most Runs.....	2, at Arkansas State (2/20)
Fewest Walks.....	0, 3x, last at Memphis (2/27)
Strikeouts.....	4, at Memphis (2/27)

Career-Highs

Innings.....	5.0, vs. Saint Louis (4/18/17)
Fewest Hits.....	0, 4x, last at Saint Louis (5/2/17)
Most Hits.....	5, at Arkansas State (4/4/17)
Fewest Runs.....	0, 10x, last at College of Charleston (2/18/18)
Most Runs.....	7, at Arkansas State (4/4/17)
Fewest Walks.....	0, 13x, last at Memphis (2/27/18)
Strikeouts.....	7, vs. Saint Louis (4/18/17)

10 Alex Nielsen

2018 Season/Career-Highs

At-Bats.....	4, 2x, last vs. Bowling Green (2/23)
Runs.....	1, at Arkansas State (2/20)
Hits.....	1, at College of Charleston (2/17)
Doubles.....	-
Triples.....	-
Home Runs.....	-
RBI.....	-
Stolen Bases.....	-

Southeast Missouri State REDHAWKS

SEASON/CAREER-HIGHS

33 Adam Pennington

2018 Season-Highs	
Innings Pitched.....	-
Fewest Hits.....	-
Most Hits.....	-
Fewest Runs.....	-
Most Runs.....	-
Fewest Walks.....	-
Strikeouts.....	-

Career-Highs	
Innings.....	7.0, at Ole Miss (3/9/16)
Fewest Hits.....	0, 6x, last at Central Arkansas (3/21/17)
Most Hits.....	8, 2x, last vs. Austin Peay (5/28/16)
Fewest Runs.....	0, 12x, last at Central Arkansas (3/21/17)
Most Runs.....	5, vs. Louisiana Tech (6/4/16)
Fewest Walks.....	0, 15x, last at Central Arkansas (3/21/17)
Strikeouts.....	6, at Ole Miss (3/9/16)

26 Wesley Pyles

2018 Season-Highs	
Innings Pitched.....	-
Fewest Hits.....	-
Most Hits.....	-
Fewest Runs.....	-
Most Runs.....	-
Fewest Walks.....	-
Strikeouts.....	-

Career-Highs	
Innings.....	2.0, at Morehead State (3/10/17)
Fewest Hits.....	0, 11x, last vs. Western Illinois (2/24/17)
Most Hits.....	4, at SIU Edwardsville (3/25/17)
Fewest Runs.....	0, 16x, last at Western Michigan (5/7/17)
Most Runs.....	4, 2x, last at SIU Edwardsville (3/25/17)
Fewest Walks.....	0, 11x, last at Western Michigan (5/7/17)
Strikeouts.....	3, vs. Western Illinois (2/24/17)

38 Austin Sachse

2018 Season/Career-Highs	
Innings Pitched.....	0.1, 2x, last vs. Bowling Green (2/25)
Fewest Hits.....	0, 2x, last vs. Bowling Green (2/25)
Most Hits.....	-
Fewest Runs.....	0, 2x, last vs. Bowling Green (2/25)
Most Runs.....	-
Fewest Walks.....	0, vs. Bowling Green (2/25)
Strikeouts.....	1, at College of Charleston (2/17)

7 Hunter Southerland

2018 Season/Career-Highs	
At-Bats.....	4, at College of Charleston (2/18)
Runs.....	1, vs. Bowling Green (2/24)
Hits.....	1, 2x, last vs. Bowling Green (2/23)
Doubles.....	1, at College of Charleston (2/16)
Triples.....	-
Home Runs.....	-
RBI.....	2, at College of Charleston (2/16)
Stolen Bases.....	-

15 Logan Spalt

2018 Pitching Season/Career-Highs	
Innings Pitched.....	5.2, vs. Bowling Green (2/24)
Fewest Hits.....	1, at College of Charleston (2/17)
Most Hits.....	7, vs. Bowling Green (2/24)
Fewest Runs.....	3, at College of Charleston (2/17)
Most Runs.....	4, vs. Bowling Green (2/24)
Fewest Walks.....	0, vs. Bowling Green (2/24)
Strikeouts.....	6, at College of Charleston (2/17)

2018 Hitting Season/Career-Highs

At-Bats.....	1, at Memphis (2/27)
Runs.....	-
Hits.....	-
Doubles.....	-
Triples.....	-
Home Runs.....	-
RBI.....	-
Stolen Bases.....	-

13 Wade Stauss

2018 Season/Career-Highs	
At-Bats.....	4, 3x, last vs. Bowling Green (2/24)
Runs.....	1, 3x, last vs. Bowling Green (2/25)
Hits.....	1, 3x, last vs. Bowling Green (2/23)
Doubles.....	-
Triples.....	-
Home Runs.....	1, 2x, last vs. Bowling Green (2/23)
RBI.....	2, vs. Bowling Green (2/23)
Stolen Bases.....	-

16 Aaron Stretch

2018 Season/Career-Highs	
Innings Pitched.....	4.0, vs. Bowling Green (2/23)
Fewest Hits.....	1, at College of Charleston (2/17)
Most Hits.....	3, vs. Bowling Green (2/25)
Fewest Runs.....	0, 2x, last vs. Bowling Green (2/23)
Most Runs.....	1, vs. Bowling Green (2/25)
Fewest Walks.....	1, at College of Charleston (2/17)
Strikeouts.....	3, vs. Bowling Green (2/23)

8 Chase Urhahn

2018 Season/Career-Highs	
At-Bats.....	3, 5x, last vs. Bowling Green (2/25)
Runs.....	1, 2x, last vs. Bowling Green (2/23)
Hits.....	1, 3x, last at Memphis (2/27)
Doubles.....	1, at Memphis (2/27)
Triples.....	-
Home Runs.....	-
RBI.....	1, vs. Bowling Green (2/25)
Stolen Bases.....	1, vs. Bowling Green (2/25)

20 Carlos Vega

2018 Season-Highs	
Innings Pitched.....	3.1, vs. Bowling Green (2/24)
Fewest Hits.....	1, 2x, last at Memphis (2/27)
Most Hits.....	4, at College of Charleston (2/17)
Fewest Runs.....	0, vs. Bowling Green (2/24)
Most Runs.....	3, at College of Charleston (2/17)
Fewest Walks.....	0, vs. Bowling Green (2/24)
Strikeouts.....	6, vs. Bowling Green (2/24)

Career-Highs	
Innings.....	4.0, vs. Purdue (3/4/17)
Fewest Hits.....	0, 5x, last at Belmont (5/12/17)
Most Hits.....	4, 2x, last at College of Charleston (2/17/18)
Fewest Runs.....	0, 13x, last vs. Bowling Green (2/24/18)
Most Runs.....	5, at SIU Edwardsville (3/26/17)
Fewest Walks.....	0, 16x, last vs. Bowling Green (2/24)
Strikeouts.....	6, 2x, last vs. Bowling Green (2/24)

24 Christian Vick

2018 Season/Career-Highs	
Innings Pitched.....	4.0, vs. Bowling Green (2/25)
Fewest Hits.....	0, vs. Bowling Green (2/23)
Most Hits.....	3, 2x, last vs. Bowling Green (2/25)
Fewest Runs.....	0, 2x, last vs. Bowling Green (2/25)
Most Runs.....	2, 2x, last at Arkansas State (2/20)
Fewest Walks.....	0, 3x, last vs. Bowling Green (2/25)
Strikeouts.....	6, vs. Bowling Green (2/25)

22 Matthew Wade

2018 Season-Highs	
Innings Pitched.....	2.0, at College of Charleston (2/18)
Fewest Hits.....	1, vs. Bowling Green (2/25)
Most Hits.....	4, at College of Charleston (2/18)
Fewest Runs.....	0, vs. Bowling Green (2/25)
Most Runs.....	3, 2x, last vs. Bowling Green (2/23)
Fewest Walks.....	0, at College of Charleston (2/18)
Strikeouts.....	2, at College of Charleston (2/18)

Career-Highs	
Innings.....	4.0, at College of Charleston (2/18/18)
Fewest Hits.....	0, 19x, last at Missouri (3/28/17)
Most Hits.....	5, vs. Tennessee Tech (5/3/15)
Fewest Runs.....	0, 33x, last vs. Bowling Green (2/25/18)
Most Runs.....	5, vs. Tennessee Tech (5/3/15)
Fewest Walks.....	0, 22x, last at College of Charleston (2/18/18)
Strikeouts.....	3, 3x, last at College of Charleston (2/18/18)

5 Devon Wilson

2018 Season/Career-Highs	
At-Bats.....	3, 3x, last at Memphis (2/27)
Runs.....	1, 3x, last vs. Bowling Green (2/25)
Hits.....	2, vs. Bowling Green (2/24)
Doubles.....	1, vs. Bowling Green (2/24)
Triples.....	-
Home Runs.....	-
RBI.....	1, vs. Bowling Green (2/24)
Stolen Bases.....	-

11 Logan Winder

2018 Season/Career-Highs	
Innings Pitched.....	-
Fewest Hits.....	-
Most Hits.....	-
Fewest Runs.....	-
Most Runs.....	-
Fewest Walks.....	-
Strikeouts.....	-

19 Danny Wright

2018 Season-Highs	
At-Bats.....	4, 3x, last vs. Bowling Green (2/24)
Runs.....	1, 5x, last at Memphis (2/27)
Hits.....	2, 2x, last vs. Bowling Green (2/24)
Doubles.....	-
Triples.....	-
Home Runs.....	-
RBI.....	1, 3x, last vs. Bowling Green (2/25)
Stolen Bases.....	2, at Arkansas State (2/20)

Career-Highs	
At-Bats.....	5, 8x, last at Western Michigan (5/7/17)
Runs.....	3, 2x, last vs. Austin Peay (4/1/17)
Hits.....	3, 8x, last at Jacksonville State (5/24/17)
Doubles.....	2, vs. Eastern Kentucky (5/20/17)
Triples.....	1, 3x, last vs. Eastern Kentucky (5/20/17)
Home Runs.....	1, 5x, last vs. Tennessee Tech (5/25/17)
RBI.....	5, at Jacksonville State (5/24/17)
Stolen Bases.....	2, at Arkansas State (2/20/18)

Southeast Missouri State REDHAWKS

GAME-BY-GAME HITTING STATISTICS

Opponent	AB	R	H	RBI	2B	3B	HR	BB	IBB	SB	CS	HBP	SAC	SF	GDP	K	PO	A	E	Avg
Southeast Missouri	29	3	4	3	2	0	0	3	0	1	0	4	0	0	1	6	24	7	2	.138
College of Charleston	31	6	10	5	3	1	1	1	1	0	1	1	1	2	1	5	27	16	0	.323
Southeast Missouri	28	0	5	0	0	0	0	2	0	0	1	1	1	0	2	6	24	10	3	.158
College of Charleston	28	6	6	4	0	0	0	6	0	3	0	2	2	0	1	9	27	12	0	.271
Southeast Missouri	33	4	8	4	2	0	0	1	0	0	0	1	0	0	2	6	24	6	1	.189
College of Charleston	32	5	9	5	0	1	1	1	0	0	1	0	0	0	0	8	27	10	0	.275
Southeast Missouri	32	6	5	6	1	0	1	5	0	5	0	1	1	1	0	6	25	9	1	.180
Arkansas State	32	7	11	6	1	1	0	6	1	1	0	3	2	1	1	7	27	9	2	.293
Southeast Missouri	39	7	11	7	2	0	1	3	0	0	0	0	0	0	0	7	27	13	2	.205
Bowling Green	34	9	8	7	5	0	0	7	0	1	0	0	1	1	1	7	27	12	1	.280
Southeast Missouri	34	8	13	8	3	0	1	3	0	0	2	1	0	1	0	9	27	7	0	.236
Bowling Green	35	4	8	4	1	0	0	0	0	4	0	0	0	0	0	11	24	8	1	.271
Southeast Missouri	27	2	9	1	0	0	0	3	0	1	1	1	1	0	0	6	21	11	1	.248
Bowling Green	25	5	6	5	0	0	1	5	0	1	1	0	1	0	0	3	21	9	1	.267
Southeast Missouri	30	9	9	9	0	1	3	9	0	2	1	2	0	1	2	7	27	14	1	.254
Bowling Green	36	7	13	7	3	0	1	5	0	1	1	1	0	2	0	9	24	9	1	.281
Southeast Missouri	30	2	5	2	2	0	0	4	0	0	0	1	0	0	2	9	25	7	0	.245
Memphis	30	3	6	2	0	0	0	4	0	0	0	0	0	0	0	8	27	9	0	.272
Southeast Missouri																				
South Dakota State																				
Southeast Missouri																				
South Dakota State																				
Southeast Missouri																				
South Dakota State																				
Southeast Missouri																				
Southern Illinois																				
Southeast Missouri																				
Morehead State																				
Southeast Missouri																				
Morehead State																				
Southeast Missouri																				
Central Arkansas																				
Southeast Missouri																				
Central Arkansas																				
Southeast Missouri																				
UT Martin																				
Southeast Missouri																				
UT Martin																				
Southeast Missouri																				
UT Martin																				
Southeast Missouri																				
Missouri State																				
Southeast Missouri																				
SIU Edwardsville																				
Southeast Missouri																				
SIU Edwardsville																				
Southeast Missouri																				
SIU Edwardsville																				
Southeast Missouri																				
Harris-Stowe																				
Southeast Missouri																				
Austin Peay																				
Southeast Missouri																				
Austin Peay																				
Southeast Missouri																				
Austin Peay																				
Southeast Missouri																				
Arkansas State																				

Southeast Missouri State REDHAWKS

GAME-BY-GAME HITTING STATISTICS

Opponent	AB	R	H	RBI	2B	3B	HR	BB	IBB	SB	CS	HBP	SAC	SF	GDP	K	PO	A	E	Avg
Southeast Missouri																				
Eastern Illinois																				
Southeast Missouri																				
Eastern Illinois																				
Southeast Missouri																				
Eastern Illinois																				
Southeast Missouri																				
McKendree																				
Southeast Missouri																				
Jacksonville State																				
Southeast Missouri																				
Jacksonville State																				
Southeast Missouri																				
Jacksonville State																				
Southeast Missouri																				
Saint Louis																				
Southeast Missouri																				
Murray State																				
Southeast Missouri																				
Murray State																				
Southeast Missouri																				
Murray State																				
Southeast Missouri																				
Southern Illinois																				
Southeast Missouri																				
Tennessee Tech																				
Southeast Missouri																				
Tennessee Tech																				
Southeast Missouri																				
Tennessee Tech																				
Southeast Missouri																				
Saint Louis																				
Southeast Missouri																				
Lipscomb																				
Southeast Missouri																				
Lipscomb																				
Southeast Missouri																				
Lipscomb																				
Southeast Missouri																				
Belmont																				
Southeast Missouri																				
Belmont																				
Southeast Missouri																				
Belmont																				
Southeast Missouri																				
Georgia Tech																				
Southeast Missouri																				
Eastern Kentucky																				
Southeast Missouri																				
Eastern Kentucky																				
Southeast Missouri																				
Eastern Kentucky																				

Southeast Missouri State REDHAWKS

GAME-BY-GAME PITCHING STATISTICS

Opponent	IP	H	R	ER	BB	SO	2B	3B	HR	WP	BK	HBP	DP	IBB	Score	W-L	SV	ERA
Southeast Missouri	8.0	10	6	4	1	5	3	1	1	0	0	1	1	1	3-6	0-1	0	4.50
College of Charleston	9.0	4	3	3	3	6	2	0	0	0	0	4	2	0	6-3	1-0	1	3.00
Southeast Missouri	8.0	6	6	1	6	8	0	0	0	1	0	2	2	0	0-6	0-2	0	2.81
College of Charleston	9.0	5	0	0	2	6	0	0	0	0	0	1	2	0	6-0	2-0	1	1.50
Southeast Missouri	8.0	9	5	5	1	8	0	1	1	0	0	0	0	0	4-5	0-3	0	3.75
College of Charleston	9.0	8	4	4	1	6	2	0	0	1	0	1	2	0	5-4	3-2	2	2.33
Southeast Missouri	8.1	11	7	5	6	7	1	1	0	2	0	3	1	1	6-7	0-4	0	4.18
Arkansas State	9.0	5	6	5	5	6	1	0	1	2	0	1	1	0	7-6	4-0	2	3.00
Southeast Missouri	9.0	8	9	6	7	7	5	0	0	1	0	0	1	0	7-9	0-5	0	4.57
Bowling Green	9.0	11	7	7	3	7	2	0	1	0	0	0	0	0	9-7	5-0	3	3.80
Southeast Missouri	9.0	8	4	4	0	11	1	0	0	0	0	0	0	0	8-4	1-5	0	4.47
Bowling Green	8.0	13	8	7	3	9	3	0	1	1	0	1	0	0	4-8	5-1	3	4.42
Southeast Missouri	7.0	6	5	5	5	3	0	0	1	3	0	0	0	0	2-5	1-6	0	4.71
Bowling Green	7.0	9	2	1	3	6	0	0	0	1	0	1	0	0	5-2	6-1	4	4.05
Southeast Missouri	9.0	13	7	7	5	9	3	0	1	0	0	1	0	0	9-7	2-6	0	5.02
Bowling Green	8.0	9	9	9	9	7	0	1	3	1	0	2	2	0	7-9	6-2	4	4.76
Southeast Missouri	8.1	6	3	3	4	8	0	0	0	3	1	0	1	0	2-3	2-7	0	4.82
Memphis	9.0	5	2	2	4	9	2	0	0	2	1	1	2	0	3-2	7-2	4	4.44
Southeast Missouri																		
South Dakota State																		
Southeast Missouri																		
South Dakota State																		
Southeast Missouri																		
South Dakota State																		
Southeast Missouri																		
Southern Illinois																		
Southeast Missouri																		
Morehead State																		
Southeast Missouri																		
Morehead State																		
Southeast Missouri																		
Central Arkansas																		
Southeast Missouri																		
Central Arkansas																		
Southeast Missouri																		
UT Martin																		
Southeast Missouri																		
UT Martin																		
Southeast Missouri																		
UT Martin																		
Southeast Missouri																		
Missouri State																		
Southeast Missouri																		
SIU Edwardsville																		
Southeast Missouri																		
SIU Edwardsville																		
Southeast Missouri																		
SIU Edwardsville																		
Southeast Missouri																		
Harris-Stowe																		
Southeast Missouri																		
Austin Peay																		
Southeast Missouri																		
Austin Peay																		
Southeast Missouri																		
Austin Peay																		
Southeast Missouri																		
Arkansas State																		

Southeast Missouri State REDHAWKS

GAME-BY-GAME PITCHING STATISTICS

Opponent	IP	H	R	ER	BB	SO	2B	3B	HR	WP	BK	HBP	DP	IBB	Score	W-L	SV	ERA
Southeast Missouri																		
Eastern Illinois																		
Southeast Missouri																		
Eastern Illinois																		
Southeast Missouri																		
Eastern Illinois																		
Southeast Missouri																		
McKendree																		
Southeast Missouri																		
Jacksonville State																		
Southeast Missouri																		
Jacksonville State																		
Southeast Missouri																		
Jacksonville State																		
Southeast Missouri																		
Saint Louis																		
Southeast Missouri																		
Murray State																		
Southeast Missouri																		
Murray State																		
Southeast Missouri																		
Murray State																		
Southeast Missouri																		
Southern Illinois																		
Southeast Missouri																		
Tennessee Tech																		
Southeast Missouri																		
Tennessee Tech																		
Southeast Missouri																		
Tennessee Tech																		
Southeast Missouri																		
Saint Louis																		
Southeast Missouri																		
Lipscomb																		
Southeast Missouri																		
Lipscomb																		
Southeast Missouri																		
Lipscomb																		
Southeast Missouri																		
Belmont																		
Southeast Missouri																		
Belmont																		
Southeast Missouri																		
Belmont																		
Southeast Missouri																		
Georgia Tech																		
Southeast Missouri																		
Eastern Kentucky																		
Southeast Missouri																		
Eastern Kentucky																		
Southeast Missouri																		
Eastern Kentucky																		

Southeast Missouri State **REDHAWKS**

GAME-BY-GAME STARTERS

Opponent	P	C	1B	2B	3B	SS	LF	CF	RF	DH
College of Charleston	Burris	Stauss	Gagan	Ezell	Nielson	Basler	Southerland	Wright	Berra	Urhahn
College of Charleston	Spalt	Stauss	Gagan	Ezell	Nielsen	Basler	Southerland	Wright	Dirden	Urhahn
College of Charleston	Bergtholdt	Bornhop	Gagan	Ezell	Nielsen	Wright	Canty	Faulkner	Dirden	Southerland
Arkansas State	Holyfield	Stauss	Gagan	Ezell	Nielsen	Basler	Faulkner	Wright	Dirden	Urhahn
Bowling Green	Burris	Stauss	Gagan	Ezell	Nielsen	Basler	Urhahn	Wright	Dirden	Canty
Bowling Green	Spalt	Bornhop	Gagan	Ezell	Wright	Basler	Faulkner	Wilson	Dirden	Stauss
Bowling Green	Bergtholdt	Stauss	Gagan	Ezell	Wright	Basler	Faulkner	Wilson	Dirden	Urhahn
Bowling Green	Creed	Stauss	Gagan	Ezell	Nielsen	Basler	Wilson	Wright	Dirden	Faulkner
Memphis	Holyfield	Bornhop	Gagan	Ezell	Nielsen	Basler	Wilson	Wright	Dirden	Faulkner
South Dakota State										
South Dakota State										
South Dakota State										
Southern Illinois										
Morehead State										
Morehead State										
Morehead State										
Central Arkansas										
Central Arkansas										
UT Martin										
UT Martin										
UT Martin										
Missouri State										
SIU Edwardsville										
SIU Edwardsville										
SIU Edwardsville										
Harris-Stowe										
Austin Peay										
Austin Peay										
Austin Peay										
Arkansas State										
Eastern Illinois										
Eastern Illinois										
Eastern Illinois										
McKendree										
Jacksonville State										
Jacksonville State										
Jacksonville State										
Saint Louis										
Murray State										
Murray State										
Murray State										
Southern Illinois										
Tennessee Tech										
Tennessee Tech										
Tennessee Tech										
Saint Louis										
Lipscomb										
Lipscomb										
Lipscomb										
Belmont										
Belmont										
Belmont										
Georgia Tech										
Eastern Kentucky										
Eastern Kentucky										
Eastern Kentucky										

Southeast Missouri State REDHAWKS

CAREER STATISTICS

#	Player	Avg	GP-GS	AB	R	H	2B	3B	HR	RBI	TB	SLG%	BB	HBP	SO	GDP	OB%	SF	SH	SB-ATT	PO	A	E	FLD%
17	Peyton Faulkner	.400	7-5	15	6	6	1	0	0	0	7	.467	2	0	3	0	.471	0	0	1-1	5	0	0	1.000
19	Danny Wright	.367	60-57	207	48	76	13	3	5	39	110	.531	31	12	42	0	.470	3	5	11-12	135	126	7	.974
23	Justin Dirden	.324	9-8	34	4	11	4	0	0	8	15	.441	1	1	10	2	.351	1	0	0-0	9	3	0	1.000
12	Trevor Ezell	.330	134-134	552	148	182	30	10	12	91	268	.486	101	15	101	8	.442	6	7	39-50	154	271	14	.968
25	Tristen Gagan	.286	64-63	241	43	69	17	1	15	69	133	.552	33	9	44	7	.384	6	0	5-5	525	35	5	.991
4	Cole Bornhop	.200	3-3	10	2	2	0	0	0	0	2	.200	0	1	2	1	.273	0	0	0-0	26	3	0	1.000
2	Connor Basler	.233	62-61	206	38	48	9	0	0	17	57	.277	27	8	47	4	.342	2	10	12-16	82	183	23	.920
5	Devon Wilson	.143	9-4	14	3	2	1	0	0	1	3	.214	5	1	1	3	.400	0	0	0-0	9	0	1	.900
14	Michael Berra	.154	18-6	26	2	4	1	0	0	1	5	.192	4	1	7	0	.281	1	0	0-1	9	0	1	.900
7	Hunter Southerland	.125	8-4	16	1	2	1	0	0	3	3	.188	2	1	8	0	.263	0	0	0-0	6	1	0	1.000
8	Chase Urhahn	.176	8-5	17	2	3	1	0	0	1	4	.235	1	1	5	0	.263	0	0	1-1	3	0	0	1.000
13	Wade Stauss	.120	9-7	25	3	3	0	0	2	4	9	.360	5	1	7	0	.290	0	0	0-0	40	5	0	1.000
10	Alex Nielsen	.045	7-7	22	1	1	0	0	0	0	1	.045	1	0	5	1	.087	0	0	0-0	6	9	1	.938
6	Alex Canty	.000	3-2	6	0	0	0	0	0	0	0	.000	0	0	1	1	.000	0	0	0-0	3	0	0	1.000
15	Logan Spalt	.000	1-0	1	0	0	0	0	0	0	0	.000	0	0	0	0	.000	0	0	0-0	1	1	0	1.000

#	Player	ERA	W-L	A	GS	CG	SHO/CBO	SV	IP	H	R	ER	BB	SO	2B	3B	HR	BF	B/Avg	WP	HBP	BK	SFA	SHA
28	Matt Cook	0.00	0-0	2	0	0	0/0	0	1.2	1	0	0	0	0	0	0	0	5	.250	0	0	0	1	0
38	Austin Sachse	0.00	0-0	2	0	0	0/0	0	0.2	0	0	0	3	1	0	0	0	5	.000	1	0	0	0	0
24	Christian Vick	1.00	1-1	4	0	0	0/0	0	9.0	8	4	1	1	13	1	1	0	38	.229	1	2	0	0	0
16	Aaron Stretch	1.59	0-0	3	0	0	0/0	0	5.2	4	1	1	5	5	0	0	1	28	.174	0	0	0	0	0
20	Carlos Vega	3.59	2-5	27	0	0	0/0	6	42.2	42	25	17	17	52	6	1	1	186	.268	7	4	0	2	6
15	Logan Spalt	3.48	0-1	2	2	0	0/0	0	10.1	8	7	4	1	11	1	0	0	43	.205	1	2	0	0	1
33	Adam Pennington	4.20	4-2	21	2	0	0/0	2	49.1	54	26	23	10	37	13	2	2	215	.284	6	8	0	1	5
22	Matthew Wade	4.97	5-4	55	1	0	0/0	7	67.0	70	47	37	46	43	4	2	6	328	.268	17	15	0	2	4
9	Ashton Holyfield	2.89	0-0	2	2	0	0/0	0	9.1	7	3	3	4	8	0	0	0	38	.212	1	0	1	1	0
31	Cody Creed	6.23	0-0	2	1	0	0/0	0	4.1	4	3	3	2	3	3	0	0	17	.267	0	0	0	0	0
21	Joey Burris	6.75	2-2	26	3	0	0/1	2	40.0	40	31	30	17	30	14	2	7	181	.265	0	6	0	4	3
35	Ryan Losman	5.77	1-3	24	3	0	0/0	2	39.0	42	30	25	17	42	7	0	8	178	.280	9	4	0	1	6
27	Nate Green	5.87	3-3	13	11	0	0/0	0	53.2	65	38	35	12	18	11	0	8	243	.307	2	9	0	3	7
18	Chase Hagerty	7.36	0-1	14	2	0	0/0	0	22.0	29	19	18	14	17	4	0	5	111	.341	4	7	0	2	3
26	Wesley Pyles	8.56	0-0	23	0	0	0/0	0	13.2	17	16	13	15	13	4	0	3	78	.309	6	4	0	2	2
44	Daniel Bergholdt	9.89	3-3	19	4	0	0/0	0	23.2	33	32	26	18	14	6	0	6	125	.320	4	1	0	1	2
32	Nathan Bock	21.60	0-0	2	0	0	0/0	0	1.2	5	4	4	2	1	1	0	0	13	.556	0	1	0	1	0

Southeast Missouri State REDHAWKS

SOUTHEAST MISSOURI STATISTICS

Hitting Game Highs

At bats:	39	vs Bowling Green (02-23-18)
Runs scored:	9	vs Bowling Green (02-25-18)
Hits:	13	vs Bowling Green (02-24-18)
RBIs:	9	vs Bowling Green (02-25-18)
Doubles:	3	vs Bowling Green (02-24-18)
Triples:	1	vs Bowling Green (02-25-18)
Home runs:	3	vs Bowling Green (02-25-18)
Total bases:	20	vs Bowling Green (02-25-18)
Walks:	9	vs Bowling Green (02-25-18)
Strikeouts:	9	(2 games)
Sac hits:	1	(3 games)
Sac flies:	1	(3 games)
Stolen bases:	5	at Arkansas State (02-20-18)
Hit by pitch:	4	at Charleston (02-16-18)
Caught stealing:	2	vs Bowling Green (02-24-18)
Runners LOB:	9	(2 games)
Hit into DP:	2	(5 games)

Fielding Game Highs

Putouts:	27	(3 games)
Assists:	14	vs Bowling Green (02-25-18)
Errors:	3	at Charleston (02-17-18)
Passed balls:	1	(2 games)
DPs turned:	2	at Charleston (02-17-18)

Pitching Game Highs

Innings pitched:	9.0	(3 games)
Runs allowed:	9	vs Bowling Green (02-23-18)
Earned runs:	7	vs Bowling Green (02-25-18)
Walks allowed:	7	vs Bowling Green (02-23-18)
Strikeouts:	11	vs Bowling Green (02-24-18)
Hits allowed:	13	vs Bowling Green (02-25-18)
Doubles allowed:	5	vs Bowling Green (02-23-18)
Triples allowed:	1	(3 games)
Homers allowed:	1	(4 games)
Wild pitches:	3	(2 games)
Hit batters:	3	at Arkansas State (02-20-18)

Individual Hitting Game Highs

At bats:	5	(6 games)
Runs scored:	2	(7 games)
Hits:	3	(3 games)
RBIs:	4	(2 games)
Doubles:	1	(12 games)
Triples:	1	EZELL, Trevor vs Bowling Green (02-25-18)
Home runs:	2	GAGAN, Tristen vs Bowling Green (02-25-18)
Total bases:	8	GAGAN, Tristen vs Bowling Green (02-25-18)
Walks:	2	(5 games)
Strikeouts:	2	(12 games)
Sac hits:	1	(3 games)
Sac flies:	1	(3 games)
Stolen bases:	2	(2 games)
Hit by pitch:	2	WRIGHT, Danny at Charleston (02-16-18)
Caught stealing:	1	(5 games)
Runners LOB:	4	BASLER, Connor vs Bowling Green (02-25-18)

Individual Fielding Game Highs

Putouts:	11	(2 games)
Assists:	5	(2 games)
Errors:	3	BASLER, Connor at Charleston (02-17-18)
Passed balls:	1	(2 games)

Individual Pitching Game Highs

Innings pitched:	6.0	HOLYFIELD, Ashton at Memphis (02-27-18)
Runs allowed:	6	BURRIS, Joey vs Bowling Green (02-23-18)
Earned runs:	6	BURRIS, Joey vs Bowling Green (02-23-18)
Walks allowed:	4	BERGTHOLDT, Daniel vs Bowling Green (02-25-18)
Strikeouts:	6	(3 games)
Hits allowed:	7	SPALT, Logan vs Bowling Green (02-24-18)
Doubles allowed:	3	(2 games)
Triples allowed:	1	(3 games)
Homers allowed:	1	(4 games)
Wild pitches:	2	(2 games)
Hit batters:	2	(2 games)

Southeast's Record

Overall:	2-7
At Home:	2-2
On the Road:	0-5
At Neutral Sites:	0-0
Against Non-OVC Opponents:	2-7
Against OVC Opponents:	0-0
In Home OVC Games:	0-0
In Away OVC Games:	0-0
vs. Ranked Teams:	0-0
In February:	2-7
In March:	0-0
In April:	0-0
In May:	0-0
On Mondays:	0-0
On Tuesdays:	0-2
On Wednesdays:	0-0
On Thursdays:	0-0
On Fridays:	0-2
On Saturdays:	1-1
On Sundays:	1-2
In Day Games:	2-7
In Night Games:	0-0
In Extra Inning Games:	0-0
When Redhawks Score First:	0-2
When Opponents Score First:	2-5
vs. Left-Handed Starter:	1-2
vs. Right-Handed Starter:	1-5
In 1-Run Games:	0-3
In 2-Run Games:	1-1
In 3-Run Games:	0-2
In 4-Run Games:	1-0
In 5+ Run Games:	0-1
Shutouts:	0-1
When Leading After Six Innings:	0-0
When Trailing After Six Innings:	2-6
When Tied After Six Innings:	0-1
When Redhawks Starter Goes 6 or more Innings:	0-1
When Redhawks Get 10 or more Hits:	1-1
When Redhawks Outhit Opponents:	1-2
When Redhawks Get Outhit:	1-5
When Hits are Tied:	0-0
When Scoring 0-2 Runs:	0-3
When Scoring 3-5 Runs:	0-2
When Scoring 6-9 Runs:	2-2
When Scoring 10+ Runs:	0-0
When Opponents Score 0-2 Runs:	0-0
When Opponents Score 3-5 Runs:	1-3
When Opponents Score 6-9 Runs:	1-4
When Opponents Score 10+ Runs:	0-0
Without Hitting a Home Run:	0-5
When Hitting 1 Home Run:	1-2
When Hitting 2+ Home Runs:	1-0
Committing 0 Errors:	1-1
Committing 1 Error:	1-3
Committing 2+ Errors:	0-3