

YOUR REDHAWKS 2017-18 SOUTHEAST MISSOURI BASKETBALL

GAME
27



SOUTHEAST MISSOURI (11-15, 5-8) AT UT MARTIN (9-17, 4-9)

MEDIA COVERAGE

Date Saturday, February 10, 2018
Tipoff 6 p.m., CT
Location Martin, Tenn.
Arena Elam Center (4,300)
Series History SMO leads, 41-26
Last Meeting SMO 90, UTM 61
 (Feb. 18, 2017 / Cape Girardeau, Mo.)

Radio SMO ESPN 92.9 FM / Real Rock 99.3 FM
 (Erik Sean)
Video OVC Digital Network
Live Stats UTMSports.com

SOUTHEAST MISSOURI SPORTS INFORMATION

Basketball Contact Jeff Honza
Phone / Email (573) 651-2933 / redhawk1@me.com

Head Coaches

Rick Ray (68-117 overall; 31-57 at SMO; 16-29 OVC)
 Anthony Stewart (31-30 overall; 31-30 at UTM; 14-15 OVC)

GoSoutheast.com

Social Media



2017-18 SCHEDULE/RESULTS

November (3-4)

1	Missouri S&T (exhibition)	W, 94-75
4	Missouri Southern (exhibition)	W, 85-77
10	Missouri Baptist ^{OVCN}	W, 81-69
	<i>Cancun Challenge</i>	
13	at Louisiana Tech	L, 95-96 ^{OT}
16	at Evansville ^{ESPN3}	L, 50-66
21	vs. Cal State Northridge # ^{CBS SPORTS DIGITAL}	W, 74-59
22	vs. Montana State # ^{CBS SPORTS DIGITAL}	L, 82-88
26	North Carolina Central ^{OVCN}	L, 70-77
28	Hannibal-LaGrange ^{OVCN}	W, 83-59

December (4-4, 1-1 OVC)

2	at North Carolina Central	W, 86-77
6	UMKC ^{OVCN}	W, 91-87
9	at Southern Illinois ^{ESPN3}	W, 75-69
16	at Kansas State ^{ESPN3}	L, 71-89
20	Bradley ^{OVCN}	L, 67-75
22	at Saint Louis ^{FOX SPORTS MIDWEST}	L, 48-78
28	Belmont* ^{OVCN}	L, 72-94
31	Tennessee State* ^{OVCN}	W, 77-65

January (3-5, 3-5 OVC)

4	at Murray State* ^{OVCN}	L, 73-89
6	at Austin Peay* ^{OVCN}	L, 71-76
11	Morehead State* ^{OVCN}	W, 78-75
13	Eastern Kentucky* ^{OVCN}	L, 86-91
18	at SIU Edwardsville* ^{OVCN}	W, 86-74
20	at Eastern Illinois* ^{OVCN}	W, 86-74
25	at Tennessee Tech* ^{OVCN}	L, 65-76
27	at Jacksonville State* ^{OVCN}	L, 60-78

February (1-2, 1-2 OVC)

1	Murray State* ^{OVCN}	L, 75-87
3	Austin Peay* ^{OVCN}	L, 81-96
8	at Morehead State* ^{OVCN}	W, 78-62
10	at UT Martin* ^{OVCN}	6 p.m.
15	Eastern Illinois* ^{OVCN}	6:30 p.m.
17	SIU Edwardsville* ^{OVCN}	4:15 p.m.
22	at Eastern Kentucky* ^{OVCN}	7 p.m.
24	UT Martin* ^{OVCN}	4:15 p.m.

All games are broadcast live on the radio at ESPN 92.9 FM and Real Rock 99.3 FM; All times are Central and subject to change; * - Denotes Ohio Valley Conference Game; OVCN - OVC Digital Network; # - Game played in Cancun, Mexico

Redhawks Head to UT Martin

Southeast Missouri (11-15, 5-8) travels to UT Martin (9-17, 4-9) Saturday. Tip-off is set for 6 p.m., CT, at the Elam Center.

Follow the Redhawks

Fans can listen to Saturday's game on the radio at ESPN 92.9 FM and Real Rock 99.3 FM. Erik Sean will call the action. Video can be accessed live online at the OVC Digital Network. Live stats are available at UTMSports.com. Twitter updates provided @SEMOMBB.

Series History

The Redhawks hold a 41-26 advantage in their all-time series against UT Martin. Southeast has won eight of the previous 12 matchups between these teams. The Redhawks split the season series with the Skyhawks a year ago. Southeast fell at UTM, 79-69, and beat the Skyhawks, 90-61, in Cape Girardeau.

Season Sweep

With its 78-62 road win Thursday, Southeast swept Morehead State this season. The Redhawks previously beat the Eagles, 78-75, on Jan. 11 at the Show Me Center. Southeast posted its first season sweep of MSU since 2006-07. It also marked the seventh time the Redhawks beat the Eagles twice in a season during the all-time series.


SOUTHEAST MISSOURI PROBABLE STARTERS



5

Jonathan Dalton
 G / 5-10 / 155 / Jr.
 New Orleans, La.

5.4 ppg, 2.0 rpg,
 5.2 apg



20

Justin Carpenter
 C / 6-9 / 230 / Fr.
 Mt. Carmel, Ill.

8.6 ppg, 4.6 rpg
 0.7 apg



23

Daniel Simmons
 G / 6-2 / 196 / Sr.
 Biggersville Miss.

12.3 ppg, 3.4 rpg
 2.1 apg



25

Ledarius Brewer
 G / 6-5 / 200 / Fr.
 Meridian, Miss.

13.1 ppg, 3.6 rpg,
 1.3 apg



34

Denzel Mahoney
 G/F / 6-4 / 213 / So.
 Oviedo, Fla.

19.7 ppg, 5.1 rpg
 1.1 apg

Southeast Missouri State
REDHAWKS

2017-18 BASKETBALL NOTES / UT MARTIN • FEB. 10

Mahoney Goes Over 1,000 Points
Sophomore Denzel Mahoney scored 15 points at Morehead State (Feb. 8) and went over 1,000 points in his career. Mahoney officially cleared the mark on a 3-pointer with 14:51 remaining in the second half. He now has 1,006 points as a Redhawk. Mahoney became the second player under head coach Rick Ray to score 1,000 points at Southeast and the fifth different Redhawk to score over 1,000 career points since 2012-13.

Last Time Out
The Redhawks shot 57.1 percent (16-of-28) from the field and outscored Morehead State, 43-26, in the second half en route to snapping a four-game losing streak with a 78-62 road win Thursday. The victory marked Southeast's third by double figures in Ohio Valley Conference play this season. It was also the Redhawks largest margin of victory (+16) against a league foe.

Road to 200 Assists
Point guard Jonathan Dalton is 24 assists away from reaching 200 in his career. Dalton ranks third in the Ohio Valley Conference with 135 assists this season and currently has 176 in his career. He averages 5.2 per game.

That Makes 50
Denzel Mahoney scored double figures for the 50th time in his career when he finished with 20 points against Austin Peay (Feb. 3). Mahoney scored 10 or more points in 23 of 25 starts this season.

Carpenter Gets 20 Points
Freshman center Justin Carpenter poured in 20 points, including 12 in the second half to lead Southeast at Morehead State Thursday. Carpenter shot 8-of-10 from the field and 4-of-8 at the free throw line. He also grabbed six rebounds and dished out one assist in 27 minutes. It was the second time Carpenter scored 20 or more points in his career.

Over 50 Percent
Southeast shot over 50 percent from the field in each of its last two games. The Redhawks made 30-of-54 shots for 55.6 percent vs. Austin Peay (Feb. 3) and 28-of-53 for 52.8 percent at Morehead State (Feb. 8). Southeast is 4-3

2017-18 SOUTHEAST MISSOURI REDHAWKS ROSTER

Table with 10 columns: No., Name, Pos., Ht., Wt., Cl., Yr., Hometown (High School/College). Rows include Dondre Duffus, Ray Kowalski, Milos Vranes, Jonathan Dalton, Khalil Cuffee, Isaiah Gable, Donnie Lewis*, Justin Carpenter, Skyler Hogan #, Daniel Simmons, Ledarius Brewer, Denzel Mahoney, and Mark Laros.

* Walk-on
Will sit out the season due to NCAA Division I transfer regulations

Head Coach: Rick Ray, Third Year (Grand View College, 1994)
Assistant Coach: Adam Gordon, Third Year (Tampa, 2006)
Assistant Coach: Nick Lagroone, Third Year (Southern Wesleyan, 2011)
Assistant Coach: Chris Moore, Third Year (Kentucky State, 1991)
Director of Operations: Tom Berryman, Second Year (Alabama, 2010)
Graduate Manager: Jonathan Ortiz, First Year (Tennessee Tech, 2017)

Table with 2 columns: Pronunciations, Breakdown by Class. Rows include Khalil Cuffee, Dondre Duffus, Mark Laros, and Milos Vranes.



2017-18 OHIO VALLEY CONFERENCE STANDINGS (AS OF FEB. 8)

Table with 12 columns: Team, Record, Pct., OVC Home, OVC Away, OVC Streak, Overall Record, Overall Pct., Overall Home, Overall Away, Overall Neutral, Overall Streak. Rows include Murray State, Belmont, Jacksonville State, Austin Peay, Tennessee Tech, Tennessee State, Southeast Missouri, Eastern Illinois, UT Martin, SIUE, Eastern Kentucky, and Morehead State.



when it shoots 50 percent or better in a game this season.

Five Games Left
Southeast has five games remaining this 2017-18 season. After Saturday's matchup with UT Martin, the Redhawks return home for three of their final four contests. Southeast hosts Eastern Illinois (Feb. 15), SIU Edwardsville (Feb. 17) and UTM (Feb. 24). The Redhawks travel to Eastern Kentucky (Feb. 22) for their last road game of the year.

Hot First Half
The Redhawks shot a blazing 66.7 percent (18-of-27) from the field and knocked down seven 3-pointers in a big first half against Austin Peay (Feb. 3). Southeast scored 49 points in the first 20 minutes of that game, its most in an opening stanza of basketball this season.

Kowalski Sees Double
Freshman Ray Kowalski went a perfect 4-of-4 from the field and knocked down three 3-pointers en route to finishing with 11 points against Austin Peay (Feb. 3). It was the fifth time Kowalski scored double figures in a game this season. Additionally, Kowalski finished with double-digits in the scoring column for the first time since Dec. 20 (10 pts., vs. Bradley).

Five in Double Figures
Denzel Mahoney scored 20 points, Ledarius Daniel Simmons pitched in 18, Ledarius Brewer and Ray Kowalski each had 11, and Mark Laros chipped in 10 vs. Austin Peay (Feb. 3). It marked the fourth time this year where Southeast had five players reach double figures in the scoring column.

Another 30-Point Performance
Denzel Mahoney dropped in 30 points against Murray State Thursday. Mahoney shot 11-of-26 from the field, knocked down two 3-pointers and made a near-perfect 6-of-7 free throws. He also led Southeast with eight rebounds and collected three steals. It was the second time this season and third in his career where Mahoney scored 30 or more points in a game.

Southeast Missouri State
REDHAWKS

2017-18 BASKETBALL NOTES / UT MARTIN • FEB. 10

2017-18 STATS COMPARISON

Table with 2 columns: SEMO, UTM. Rows include 11-15 Record, 5-8 Conference Record, 75.4 Points Per Game, 77.9 Opp. Points Per Game, -2.5 Scoring Margin, .459 Field Goal Percentage, .478 Opp. Field Goal Percentage, .379 3-Point Field Goal Percentage, .374 Opp. 3-Point Field Goal Percentage, .737 Free Throw Percentage, .707 Opp. Free Throw Percentage, 32.0 Rebounds Per Game, 34.8 Opp. Rebounds Per Game, -2.8 Rebounding Margin, 13.6 Assists Per Game, 12.3 Turnovers Per Game, +0.0 Turnover Margin, 1.8 Blocks Per Game, and 5.8 Steals Per Game.

THIS WEEK'S SCHEDULE/RESULTS

Thursday, February 8
Murray State 84, Austin Peay 63
Southeast Missouri 78, Morehead State 62
Eastern Illinois 78, SIUE 74
UT Martin 70, Eastern Kentucky 69
Tennessee State 64, Belmont 56
Jacksonville State 82, Tennessee Tech 65

Saturday, February 10
Murray State at SIUE, 1 p.m., CT
Austin Peay at Eastern Illinois, 3:15 p.m., CT
Southeast Missouri at UT Martin, 6 p.m., CT
Morehead State at Eastern Kentucky, 6 p.m., CT
Tennessee State at Jacksonville State, 7 p.m., CT
Belmont at Tennessee Tech, 7:30 p.m., CT

Brewer Time
Freshman Ledarius Brewer has scored double figures in 12 of his last 13 games. Brewer is Southeast's second-leading scorer with 13 points per contest. He drained multiple 3-pointers in eight of those 13 contests. Brewer ranks 17th in the Ohio Valley Conference in scoring and tied for ninth in 3-point field goals made (2.1 per game).

Halftime Leads
Southeast lost its first game of the season with a lead a halftime. The Redhawks held a slight 34-32 edge at the intermission before falling to Murray State, 87-75, Thursday. Southeast is 8-1 in games it leads at the half this year.

Redhawks Clear 200 Three-Pointers Made
For the second-straight season, Southeast made over 200 three-pointers. The Redhawks have drained a total of 231 treys in 26 games. It is the first time Southeast buried over 200 three-pointers in back-to-back seasons since 2006-07 (254) and 2007-08 (206). The Redhawks set a single-season school record with 263 made 3-pointers a year ago.

Road Sweep
Identical 86-74 wins at SIU Edwardsville (Jan. 18) and Eastern Illinois (Jan. 20) gave Southeast its first road sweep in Ohio Valley Conference play this season. The Redhawks swept the SIUE/EIU road swing for the first time since 2012. That year, Southeast beat EIU, 74-53, on Jan. 30 and SIUE, 85-72, on Feb. 11.

Huge Second Half
Southeast shot 50 percent (6-of-12) from 3-point range, made 18-consecutive free throws and outscored Eastern Illinois, 50-31, in the second half to storm by the Panthers on Jan. 20. The Redhawks overcame multiple 11-point deficits in the come-from-behind win. Southeast also won a game for the first time this season after trailing at halftime (43-36).

Happy Birthday Denzel!
Denzel Mahoney celebrated his 20th birthday by scoring a career-high 36 points to lead Southeast to an 86-74 victory over SIU Edwardsville Thursday. Mahoney shot 9-of-14 from the field, knocked down a career-high five 3-pointers, grabbed seven rebounds and made

Southeast Missouri State REDHAWKS

2017-18 BASKETBALL NOTES / UT MARTIN • FEB. 10

HONORS & AWARDS	
Preseason All-OVC Denzel Mahoney, So., G/F	
Mayan Division Cancun Challenge All-Tournament Team Denzel Mahoney, So., G/F Ledarrius Brewer, Fr., G	
College Sports Madness OVC Player of the Week Denzel Mahoney, So., G/F, Dec. 2	
2017-18 OVC PRESEASON POLL	
Team (First-Place Votes)	
Belmont (18).....	235
Jacksonville State (3).....	213
Murray State (3)	212
Eastern Kentucky.....	139
Tennessee Tech.....	137
Eastern Illinois.....	135
Tennessee State.....	125
UT Martin.....	114
Morehead State.....	89
Southeast Missouri.....	82
Austin Peay.....	63
SIUE.....	40
2017-18 PRESEASON ALL-OVC TEAM	
Name, Position, School	
Matthew Butler, G, UT Martin	
Malcolm Drumwright, G, Jacksonville State	
Amanze Egekeze, F, Belmont	
Norbertas Giga, F/C, Jacksonville State	
Asante Gist, G, Eastern Kentucky	
Aleksa Jugovic, G, Tennessee Tech	
Austin Luke, G, Belmont	
Denzel Mahoney, G/F, Southeast Missouri	
Nick Mayo, F, Eastern Kentucky	
Terrell Miller, F, Murray State	
Jonathan Stark, G, Murray State	
Preseason OVC Player of the Year	
Jonathan Stark, G, Murray State	

13-of-15 free throws. Mahoney's 36 points tied an Ohio Valley Conference single-game high.

Free Throw Machine
Denzel Mahoney has made and attempted more free throws than anyone in the Ohio Valley Conference this season. Mahoney enters Thursday's game with 157-of-188 free throws for 83.5 percent. The next closest to Mahoney in made free throws is Eastern Kentucky's Nick Mayo with 88. He ranks 10th in the nation in free throws made and 12th in free throw attempts. Mahoney also rates eighth among Southeast's all-time career leaders in free throw percentage (289-of-350, .826) and sixth in single-season free throws made.

Dalton Clears 100 Assists
Jonathan Dalton's five assists against Eastern Kentucky (Jan. 13) put him over 100 for the season. Dalton became the third player in the Ohio Valley Conference to get over 100 assists, joining Belmont's Austin Luke (189) and Murray State's Ja Morant (154). He enters the week ranked third in the league with 5.2 assists per game and a total of 135 this year. Dalton is the first Southeast player to get 100 or more assists in a season since Lucas Nutt (191, 2013-14).

20-Point Man
Denzel Mahoney scored 20 or more points in six of his last 10 starts. Mahoney pitched in 24 points at Austin Peay (Jan. 6), 22 vs. Morehead State (Jan. 11), 25 vs. Eastern Kentucky (Jan. 13), a career-high 36 at SIU Edwardsville (Jan. 18), 30 vs. Murray State (Feb. 1) and 20 vs. Austin Peay (Feb. 3). He scored over 20 points a team-high 12 times this season.

Back-to-Back
Point guard Jonathan Dalton scored double figures in back-to-back games for the first time in his career. Dalton scored 10 points vs. Morehead State (Jan. 11) and followed with a career-high 13 against Eastern Kentucky (Jan. 13). He played a career-high 39 minutes in each of those contests.

Short-Handed Redhawks
Southeast hung on to beat Morehead State (Jan. 11), 78-75, with only seven active players. Non-scholarship guard Donnie Lewis was

among that group. The Redhawks were without forwards Isaiah Gable (fractured foot) and Milos Vranes (illness), and guards Ray Kowalski (illness) and Dondre Duffus (blood clot). Freshman forward Justin Carpenter played 13 minutes off the bench with a stomach virus. The last time Southeast played a game with seven players was in a 88-69 road loss at Eastern Kentucky on Jan. 9, 2016, Rick Ray's first year as the Redhawks head coach.

Winning with Seven Players
The last time Southeast won a game with seven players was when it beat Murray State, 84-68, on Mar. 2, 2013. Nino Johnson, A.J. Jones, Nick Niemczyk, Corey Wilford, Lucas Nutt, Marland Smith and Tyler Stone formed that group which defeated the Racers in Murray on Isaiah Canaan's senior day.

Lewis Logs First Career Starts
Non-scholarship guard Donnie Lewis made his first career start against Morehead State (Jan. 11). Lewis scored two points in 25 minutes. Both of his points came at the charity stripe when he made two big free throws with 31 seconds left. Lewis then scored two points in 12 minutes in his last start vs. Eastern Kentucky (Jan. 13).

Laros Delivers
In his first career Ohio Valley Conference start, center Mark Laros scored 11 points and pulled down a team-high eight rebounds against Morehead State (Jan. 11). Laros played 33 minutes in his sixth start of the season and first since Nov. 22 (vs. Morehead State).

Career Start 50
Southeast's leading scorer, Denzel Mahoney, scored 24 points in his 50th career start at Austin Peay (Jan. 6). Mahoney has started all 58 games of his two-year college career. He scored double figures in 51 of his starts and put up 20 or more points on 22 occasions since joining the Redhawks.

Gable Out with Foot Fracture
Freshman Isaiah Gable missed the last 11 games with a fracture in his right foot. Gable played in 13 games off the bench, averaging 4.5 points and 1.6 rebounds per contest prior to his injury. His return is undetermined at this time.

Second Half Flurry
Southeast made a season-high eight 3-pointers in the second half at Austin Peay (Jan. 6). The Redhawks were 8-of-12 from downtown in the game's final 20 minutes. It was the second time Southeast hit eight 3-pointers in a half of basketball this year -- also shot 8-of-12 in the first half vs. UMKC (Dec. 6).

Career First
Denzel Mahoney scored a game-high 22 points and grabbed 11 rebounds to lead Southeast in its first Ohio Valley Conference victory of the season over Tennessee State (Dec. 31). Mahoney shot 4-of-8 from the field and buried 12-of-13 free throws in 34 minutes. It was the Redhawks fourth double-double of the season and first of Mahoney's career.

51 for Mahoney
Denzel Mahoney scored double figures for the 51st time in his career when he finished with 25 points at Morehead State (Feb. 8). Mahoney is averaging 19.7 points per game this season and 18.5 in league play.

OVC Openers
With its loss to Belmont (Dec. 28), Southeast dropped to 10-17 all-time in Ohio Valley Conference openers. The Redhawks last opened league play with a win when they beat Eastern Kentucky, 81-48, at the Show Me Center on Dec. 31, 2016.

22 of 23
Denzel Mahoney has scored double figures in 22 of his last 23 starts. Mahoney recently saw a streak of 17-straight starts scoring in double figures end at Eastern Illinois (Jan. 20). He led the Redhawks in scoring 18 of his 26 starts this year.

Second in 3-Point Percentage
Southeast is second in the Ohio Valley Conference in 3-point field goal percentage. The Redhawks are shooting 37.9 percent from beyond the arc through 26 games. Southeast's 231 made threes are second behind Belmont's 290. Ledarrius Brewer (54), Denzel Mahoney (52) and Daniel Simmons (37) have combined for 143 three-pointers made this season.

Southeast Missouri State REDHAWKS

2017-18 BASKETBALL NOTES / UT MARTIN • FEB. 10

Attempted 3s
The Redhawks attempted a season-high 35 three-pointers against Tennessee State (Dec. 31). The 35 three-point field goal attempts are third-most in a game in the Ohio Valley Conference this season. Southeast last shot 35 three-pointers against Central Baptist (17-of-35) vs. Central Baptist on Nov. 11, 2013.

Redhawks End Non-Conference
Southeast wrapped up non-conference play with a 6-7 record, its best non-league record under head coach Rick Ray. The Redhawks improved their non-conference winning percentage from .230 (3-10) in 2015-16 to .352 (6-11) in 2016-17 and now .461 this season.

Mahoney Clears 700 Points
Denzel Mahoney surpassed 700 points in his career when he scored 23 to lead Southeast in a 89-71 loss at Kansas State (Dec. 16). Mahoney scored 20 of his points in the first half and shot 6-of-9 from the field and a perfect 9-of-9 at the free throw line for the game. He now has 1,006 points and a 17.1 points per game average in his two-year career.

Mr. Perfect
Denzel Mahoney, who leads Southeast and ranks sixth in the Ohio Valley Conference in free throw percentage (.835) shot a perfect 5-of-5 free throws at Morehead State (Feb. 8). It marked the fifth time this season and eighth in his career where Mahoney went perfect at the free throw line with a minimum of five free throw attempts in a game.

Duffus Out
Guard Dondre Duffus missed the last 15 games due to a blood clot. Duffus played in just three games this season and eight in his two-year career.

Dalton Clears 100 Assists
With his four assists at Kansas State (Dec. 16), Jonathan Dalton went over 100 in his Southeast career. Dalton currently has 135 assists this season and 176 in his career. He is presently third in the Ohio Valley Conference in assists and assist/turnover ratio.

SHOW ME CENTER INFORMATION
Photographers Photographers working the floor level at the Show Me Center are required to shoot from behind the dash lines along the baselines and must sit on the floor in those areas. The Sports Information Director may identify other positions off the court where photographers may work, provided the view is not blocked for fans. At no time may photographers work directly from behind the official scorer's table and team benches, and in front of any courtside signage. No tripods may be placed on or beside the court.
Postgame Procedure All interview requests for Southeast student-athletes must be made to a member of the Southeast Missouri sports information staff prior to the end of each game. Student-athletes will be escorted to postgame press conferences in the front meeting rooms of the Show Me Center. Media representatives are not allowed in the dressing room area. Redhawks head coach Rick Ray will address the media during press conferences after every game and the opposing head coach will be invited upon request. Ray will join press conferences immediately after his postgame radio obligation with the Redhawks Radio Network.
Credentials Credentials are required for entrance to the Show Me Center. To request season or singlegame credentials, please contact Southeast Missouri Sports Information Director Jeff Honza by phone (573) 651-2933 or email jhonza@semo.edu/redhawk1@me.com. Credentials can be picked up at the NCAA pass gate located inside the main entrance of the Show Me Center.
Press Row Media will be issued assigned seats courseide on the north side of the Show Me Center. Press row is reserved for working media only. Professional decorum is expected at all times. Cheering or outward expression is strictly prohibited.
Gameday Information Game notes, rosters, statistics and other information is available on press row and in the media workroom at the Show Me Center on gamedays. Weekly releases will be published online at GoSoutheast.com.
Phone Lines One phone line will be provided to the visiting team's official radio station courtesy of the Redhawks Radio Network. If additional phone lines are needed, they must be secured by calling (573) 651-2275 at least one week in advance.
Wireless Internet The Show Me Center is equipped with wireless internet. Please see a member of the Southeast Missouri sports information staff for login information.

Southeast Missouri State REDHAWKS

2017-18 BASKETBALL NOTES / UT MARTIN • FEB. 10

On the Road
Southeast is 6-9 outside of Cape Girardeau this season. The Redhawks won two-straight road games on two occasions.

Strong December
The Redhawks opened the month of December with a 3-0 record after beating both North Carolina Central (Dec. 2) and Southern Illinois (Dec. 9) on the road, and UMKC (Dec. 6) at home. Southeast scored 86 or more points twice in that span. It was the first time the Redhawks started December with a 3-0 record since 1998-99.

Best Start
Southeast's 6-4 start in 2017-18 marked its best under third-year head coach Rick Ray. Prior to this season, The Redhawks went 0-10 (2015-16) and 4-6 (2016-17) through their first 10 games with Ray at the helm prior to this year.

Bombs Away
The Redhawks made 10 or more 3-pointers a total of 11 times this season. Southeast matched a season-high 12 threes when it hit 12-of-26 (.462) at Eastern Illinois (Jan. 20). Southeast also hit 12 threes vs. UMKC (Dec. 6), at Southern Illinois (Dec. 9) and vs. Tennessee State (Dec. 31).

Dalton Third in Assist/Turnover Ratio
Point guard Jonathan Dalton enters the weekend ranked third in the Ohio Valley Conference in assist/turnover ratio. Dalton has a team-high 135 assists to 55 turnovers for a 2.5 ratio through 26 games. He dished out five or more assists 17 times and went turnover free on four occasions this season. Dalton ranks third in the league with 5.2 assists per contest.

Vranes Steps Up
Southeast was without centers Justin Carpenter (concussion) and Mark Laros (mononucleosis) at Southern Illinois (Dec. 9). Forward Milos Vranes had a big game in their absence. Vranes shot 4-of-7 from the field, knocked down a pair of 3-pointers and went 4-of-6 at the free throw line against the Salukis. He finished with 14 points and six rebounds in 22 minutes.

Kowalski Nabs Season-High
Ray Kowalski pitched in a season-high 16 points, including 12 from 3-point range in Southeast's win over UMKC (Dec. 6). Kowalski shot 5-of-7 from the field and 4-of-5 from downtown. His 16 points were more than he had in his previous four games combined (12).

Over 80
Southeast scored more than 80 points for the 10th time this season when it fell to Austin Peay, 96-81, on Feb. 3. The Redhawks 24-point victory (83-59) over Hannibal-LaGrange (Nov. 28) is presently their largest of the year. That stands as Southeast's biggest margin of victory in a non-conference game since the Redhawks beat Central Arkansas, 87-63, on Dec. 1, 2016.

Nice Road Win
The Redhawks never trailed in their 86-77 victory over North Carolina Central (Dec. 2). Southeast shot 56.4 percent (31-of-55) from the field, 62.5 percent (10-of-16) from 3-point range and had five players reach double figures in the scoring column. It was Southeast's first true road win of the season.

Mileage Counter
The Redhawks travelled over 10,000 miles between air and ground transportation this season. Southeast made stops to St. Louis, Missouri, Dallas, Texas, Monroe, Louisiana, Ruston, Louisiana, Evansville, Indiana, Cancun, Mexico, New Orleans, Louisiana, Newark, New Jersey, Raleigh, North Carolina, Durham, North Carolina, Washington, DC and Manhattan, Kansas, Charleston, Illinois, Edwardsville, Illinois, Clarksville, Tennessee, Murray, Kentucky, Cookeville, Tennessee, Jacksonville, Alabama and Morehead, Kentucky during its travel stretch.

Non-Division I
The Redhawks picked up their 27th-straight against non-Division I teams when they beat Hannibal-LaGrange, 83-59, on Nov. 28. Southeast hasn't lost to a non-Division I program since 2001-02 (62-52, vs. Birmingham Southern on Nov. 16). The Redhawks won both of their matchups against non-Division I foes this year.

Carpenter and Vranes Make First Career Starts
Freshman Justin Carpenter and senior Milos Vranes made their first career starts against North Carolina Central (Nov. 26). Carpenter turned in a double-double 14 points and 11 rebounds, the first of his career and Southeast's second this season. Vranes scored three points and added seven rebounds in 19 minutes.

Lineup Combinations
Southeast has used six different starting lineups in 26 games this season. Most recently, Ledarrius Brewer, Justin Carpenter, Daniel Simmons, Denzel Mahoney and Jonathan Dalton started at Morehead State (Feb. 8).

Cancun Challenge Recap
The Redhawks went 1-3 in this year's Cancun Challenge. Southeast dropped a 96-95 overtime decision at Louisiana Tech (Nov. 13) and fell to Evansville (Nov. 16), 66-50, on the road stateside. The Redhawks advanced to the Mayan Division title game with a 74-59 win over Cal State Northridge (Nov. 21) and rounded out the event with a 88-82 loss to Montana State (Nov. 22) in Cancun, Mexico.

Mahoney and Brewer Earn All-Tournament Honors
Sophomore Denzel Mahoney and freshman Ledarrius Brewer were named to the Mayan Division Cancun Challenge All-Tournament Team. Mahoney averaged 18.3 points, six rebounds and shot 56.3 percent (27-of-48) from the field in four games. He also scored 18 or more points three times in the tournament, including a season-high 27 against Montana State (Nov. 22). Brewer followed with 14.3 points per game and made a team-high 11 three-pointers during the four-game stretch.

Season-Best Shooting
Southeast shot a season-high 56.9 percent from the field in its 88-82 loss to Montana State (Nov. 22). The Redhawks made 29-of-51 shots and scored 20 of their points at the free throw line.

Tournament Play
Southeast picked up its first win in tournament play under head coach Rick Ray when it beat Cal State Northridge, 74-59, at the Cancun Challenge on Nov. 21. The Redhawks finished the Cancun Challenge with a 1-3 mark.

OVC Rankings
The Redhawks rank among the top five in the Ohio Valley Conference in scoring offense (3rd, 75.4 ppg), free throw percentage (4th, .737), field goal percentage (4th, .459), 3-point field goal percentage (2nd, .379), assists (5th, 13.6), assist/turnover ratio (4th, 1.1) and 3-point field goals made (2nd, 8.9 per game). Individually, Denzel Mahoney rates second in the league in scoring (19.7 ppg) and fifth in 3-point field goal percentage (.423), and Jonathan Dalton is third in assists (5.2 apg) and assist/turnover ratio (2.5).

Down to the Wire
Southeast took a strong Louisiana Tech team to the wire in a 96-95 overtime loss on Nov. 13. Freshman Justin Carpenter made two free throws with 30 seconds left and the Redhawks got a big stop to force the game to overtime. Louisiana Tech went on a 7-0 run, did not miss a field goal (5-of-5) and made 7-of-10 free throws to escape in the extra period. Both teams went back-and-forth to 13 ties and 10 lead changes and scored a combined 86 points in the paint. Eight different players scored double figures between the two teams, including four with 20 or more. The 95 points were Southeast's most in a game against a Division I opponent under head coach Rick Ray.

Season-Opening Win
The Redhawks opened the 2017-18 season with an 81-69 victory over NAIA member Missouri Baptist on Nov. 10. Southeast tipped off a season on its homecourt for the first time in 12 years. The Redhawks improved to 10-17 all-time in season-opening games since moving to the NCAA Division I ranks in 1991-92. Southeast ended an 11-year losing streak in season-opening games.

Southeast Missouri State REDHAWKS

2017-18 BASKETBALL NOTES / UT MARTIN • FEB. 10

Redhawk Debuts
A total of six players made their NCAA Division I debuts at Southeast against Missouri Baptist (Nov. 10). Mark Laros, Ray Kowalski, Isaiah Gable, Donnie Lewis, Justin Carpenter and Ledarrius Brewer all participated. Laros narrowly missed a double-double with nine points and nine rebounds in his first career start, while Brewer came off the bench to score 14 points in 26 minutes.

Free Throws the Difference
Southeast made 19-of-21 free throws to key its victory over Missouri Baptist (Nov. 10). Denzel Mahoney opened the season going a perfect 11-of-11 at the charity stripe. The Redhawks have made 19 or more free throws in three of their last five games dating back to last season. Southeast shot 79.3 percent (77-of-97) during that stretch.

Year Three
Rick Ray is in his third season as Southeast's head coach. Ray led the Redhawks to a +10 increase in the win column and Southeast was the 22nd Most Improved Team in NCAA Division I Basketball a year ago. The Redhawks finished at 15-18 overall and second in the Ohio Valley Conference West Division with a 9-7 mark after going 5-24 and placing last in the OVC in 2015-16. Ray received a two-year contract extension that runs through the 2020-21 season.

Mahoney Named Preseason All-OVC
Sophomore Denzel Mahoney earned Preseason All-Ohio Valley Conference honors, the league announced during its media day on Oct. 24. A Second-Team All-OVC selection, All-Newcomer pick and the 2016-17 OVC Freshman of the Year, Mahoney had a mammoth rookie season. He finished second on the team in scoring with 14.9 points per game and was the Redhawks leading scorer in conference play (16.6 ppg) in 33 starts. He led Southeast with 57 three-pointers made, dished out 40 assists, collected 23 steals and gathered four blocks. Mahoney scored double figures in 27 of his starts, including his final 11 of the 2016-17 campaign. He ranked 10th in the OVC in free throw percentage (.815) and 12th in scoring. Mahoney was also named

OVC Freshman of the Week a league-high five times.

Active Streak
Denzel Mahoney has started 59-consecutive games. Mahoney scored in 58 contests during his college career. He opened the season with 21 points against Missouri Baptist (Nov. 10) and 25 at Louisiana Tech (Nov. 13), and scored a career-high 36 at SIU Edwardsville (Jan. 18).

Season 111
This year marks the 111th season of Southeast Basketball. The Redhawks are 1,253-1,143 all-time in program history. Southeast is in its 27th season at the NCAA Division I level, where it is 323-458 overall and 180-267 in the Ohio Valley Conference.

No Postseason
On May 10, 2017, the NCAA released the public APR data, postseason ineligibility and penalty reports. Southeast Missouri men's basketball received the following penalties: Postseason ineligibility in 2017-18 and Practice time restricted to 16 hours and five days per week in-season.

Southeast Missouri State
REDHAWKS

HEAD COACH RICK RAY



Rick Ray
begins his
third season
at Southeast
Missouri in
2017-18.

Rick Ray enters his third year as Southeast Missouri's head coach. In his second season a year ago, Ray led Southeast to a +10 increase in the win column as the Redhawks were the 22nd Most Improved Team in NCAA Division I Basketball. The Redhawks finished at 15-18 overall and second in the Ohio Valley Conference West Division with a 9-7 mark after going 5-24 and placing last in the OVC in 2015-16. Southeast made its 15th all-time OVC Tournament appearance with Ray winning the first game he coached at the event when the Redhawks erased a 14-point deficit to beat Tennessee State in overtime. Statistically, Southeast showed dramatic improvement from the previous season. The Redhawks ranked among the top-five in the OVC in several

RICK RAY

Head Coach • Third Year • Grand View College, 1994

categories, including steals (1st, 7.7), assist/turnover ratio (5th, 1.1) and 3-point field goals made (5th, 8.0). Southeast made its biggest jump from the 2015-16 season to this past season in turnover margin (8th to 1st), 3-point field goal percentage (last to 2nd) and free throw percentage (last to 2nd). Nationally, Southeast went from 331st to 49th in free throw percentage and 336th to 59th in total 3-point field goals made, while making significant improvement in many other areas during the 2016-17 campaign. Additionally, Ray coached a pair of All-OVC selections in guards Antonius Cleveland and Denzel Mahoney. Cleveland earned first-team honors, became the first Southeast player to make the national College Slam Dunk Championship and agreed to a deal with the Golden State Warriors. Mahoney was the league's Freshman of the Year, a second-team pick, All-Newcomer selection and OVC All-Tournament Team honoree. It was the first time the Redhawks had multiple All-OVC selections since 2013-14 (Tyler Stone, Jarekious Bradley). Following the 2016-17 campaign, Ray received a two-year contract extension that runs through the 2020-21 season. Ray was introduced as the 20th head coach in Southeast Missouri men's basketball history on April 13, 2015. Ray, who agreed to a four-year contract that will run through 2019, is the first African-American head coach

in the 109-year history of the program. A tireless worker, Ray is structuring his program to achieve success both on the court and in the classroom. In his first summer on the job, Ray challenged his players to excel academically and they did so by accumulating a 3.38 grade point average, the program's highest in a summer term. Twelve of the 15 players enrolled in summer classes posted a 3.0 or higher GPA. To take it even further, Ray convinced other players to remain on campus and finish what they started. As a result, seven players graduated. Nino Johnson, Jarekious Bradley, Darrian Gray and J.J. Thompson, along with former players Corey Wilford, Waylon Jones and Dainmon Gonner all earned their bachelor degrees. The next summer, the Redhawks recorded a 3.33 GPA with six players achieving a 4.0 and 11 notching a 3.0 or higher GPA. Ray's 2015-16 team was the first to play in a newly-renovated Show Me Center, which has served as home to Redhawk Basketball since 1987. One of the best basketball arenas in the Ohio Valley Conference, the Show Me Center received a new state-of-the-art center-hung video board, brand new telescopic seating, a new exterior roof and additional improvements to lighting and sound systems. All renovations were completed for the 2015-16

campaign. Prior to Southeast, Ray spent three seasons as head coach at Mississippi State. He led the Bulldogs to a 2-2 mark in the SEC Tournament, including an upset win against Vanderbilt in 2013-14. Ray helped the development of two All-SEC freshmen in Craig Sword and Gavin Ware, as his recruiting classes received national attention. In addition, Ray had a 100 percent graduation rate during his tenure at MSU. Certainly no stranger to NCAA postseason play, Ray has been an assistant at three different institutions that enjoyed success at the highest level. Before arriving in Starkville, Mississippi, Ray spent two seasons at Clemson, where he was associate head coach to Brad Brownell. Ray also spent four successful years on the staff of Matt Painter at Purdue. He began his Division I coaching career at Indiana State, serving seven seasons. All three programs participated in the NCAA Tournament. While at Clemson coaching in the highly-competitive Atlantic Coast Conference, the Tigers won 38 games during Ray's two-year stint as associate head coach. In 2010-11, the Tigers finished the year with a 22-12 overall record and 9-7 mark in the ACC en route to making the NCAA Tournament for the fourth-straight season. Clemson advanced to the second round of the tournament that year. Ray was an assistant coach from 2006-10 under Painter at Purdue, where the Boilermakers won 103 games during his first four years on staff, including 15

victories over Top 25 competition. During his tenure, Purdue advanced to the NCAA Tournament each season and made the Sweet 16 his last two years there. In 2009, the Boilermakers won the Big Ten Tournament and secured a No. 5 seed in the NCAA Tournament. A year later, Ray helped the Boilermakers to 29 wins, tied for the most in Purdue history for a single season. Purdue earned a No. 4 seed and lost in the round of 16 to eventual NCAA champion Duke during the 2010 NCAA Tournament. Ray was part of the 2006-07 Purdue staff that signed arguably the top class in school history, a group that was rated No. 5 nationally by Scout.com and No. 6 by Rivals.com. That class included All-Americans Robbie Hummel and JaJuan Johnson and current NBA player E'Twaun Moore. While at Purdue, Ray was on Painter's staff that also included Cuonzo Martin, who recently completed his second season at Cal, and Paul Lusk, who is head coach at Missouri State. Ray coached at Missouri Valley Conference member Indiana State for a period of seven years (1997-2004), helping ISU to consecutive 20-win seasons and NCAA Tournament appearances in 1999-2000 and 2000-01. In 1999-2000, the Sycamores compiled a 14-4 record in the MVC and won the regular season title. ISU then won the MVC Tournament the following season. The Sycamores later upset No. 4 seed Oklahoma in the first round of the 2001 NCAA Tournament. In addition, Ray was part of the

ISU staff that defeated perennial power Indiana in back-to-back seasons. Following his time at ISU, Ray spent two seasons (2004-06) as an assistant coach and recruiting coordinator at Northern Illinois. In 2005-06, the Huskies were regular season Western Division champions in the Mid-American Conference for the first time in school history with a 17-11 overall record and 12-6 ledger in the MAC. Ray began his coaching career as a graduate assistant

at the University of Nebraska-Omaha, a Division II program. He helped orchestrate a seven-win turnaround during his second season in 1996-97. A standout player for Grand View College (Iowa), Ray was an All-American Scholar-Athlete and honorable mention all-conference performer in 1993. He earned his undergraduate degree in applied mathematics and secondary education from Grand View in 1994. Ray received his master's degree in athletic administration from

HEAD COACH RICK RAY

Nebraska-Omaha in 1997. Those type of heralded credentials helped Ray make the transition to head coach. In 2013, he was the recipient of Grand View's Distinguished Alumni Award. Born in Gardena, California, Ray moved to Kansas City, Kansas with his family when he was six years old. Ray and his wife, Breyana, have two sons, Deacon and Mason, and a daughter, Katriece.

Ray's 2016-17 team showed dramatic improvement
and the Redhawks will look to build on that success
in his third year at the helm.

YEAR-BY-YEAR RECORDS

Year	School	Assignment	Record	Conference	Postseason
1995-96	Nebraska-Omaha	Graduate Assistant	-	-	-
1996-97	Nebraska-Omaha	Graduate Assistant	-	-	-
1997-98	Indiana State	Assistant Coach	16-11	10-8	-
1998-99	Indiana State	Assistant Coach	15-12	10-8	-
1999-2000	Indiana State	Assistant Coach	22-10	14-4	NCAA Tournament First Round
2000-01	Indiana State	Assistant Coach	22-12	10-8	NCAA Tournament Second Round
2001-02	Indiana State	Assistant Coach	6-22	4-14	-
2002-03	Indiana State	Assistant Coach	7-24	2-16	-
2003-04	Indiana State	Assistant Coach	9-19	5-13	-
2004-05	Northern Illinois	Assistant Coach	11-17	7-11	-
2005-06	Northern Illinois	Assistant Coach	17-11	12-6	-
2006-07	Purdue	Assistant Coach	22-12	9-7	NCAA Tournament Second Round
2007-08	Purdue	Assistant Coach	25-9	15-3	NCAA Tournament Second Round
2008-09	Purdue	Assistant Coach	27-10	11-7	NCAA Tournament Sweet 16
2009-10	Purdue	Assistant Coach	29-6	14-4	NCAA Tournament Sweet 16
2010-11	Clemson	Associate Head Coach	22-12	9-7	NCAA Tournament Second Round
2011-12	Clemson	Associate Head Coach	16-15	8-8	-
2012-13	Mississippi State	Head Coach	10-22	4-14	-
2013-14	Mississippi State	Head Coach	14-19	3-15	-
2014-15	Mississippi State	Head Coach	13-19	6-12	-
2015-16	Southeast Missouri	Head Coach	5-24	2-14	-
2016-17	Southeast Missouri	Head Coach	15-18	9-7	OVC Tournament Quarterfinals
2017-18	Southeast Missouri	Head Coach	11-15	5-8	-

Career Record: 68-117 (6 years)
Record at Southeast Missouri: 31-57, 16-29 OVC (3 years)
Record at Mississippi State: 37-60, 13-41 SEC (3 years)
Record as a college assistant/associate head coach: 266-202

Southeast Missouri State REDHAWKS

MEDIA INFORMATION

Redhawks Radio Network

All Redhawk basketball games will be broadcast live on the radio at ESPN 92.9 FM and Real Rock 99.3 FM, and online at GoSoutheast.com. Erik Sean is in his 18th year as the “Voice of the Redhawks.” Sean is the Director of Sports Operations for Mississippi River Radio's eight radio stations in Cape Girardeau. He is an 11-time winner of the Missouri Broadcasters Association's Play-by-Play Award and three-time winner of the MBA's Sports Award. Sean will be assisted by Jess Bolen throughout the season.

Radio Network Affiliates

ESPN 92.9 FM (KLSC)

Cape Girardeau, Mo.
(Flagship)

Real Rock 99.3 FM (KCGQ)

Cape Girardeau, Mo.

ESPN 1220 AM (KGIR)

Cape Girardeau, Mo.

ESPN 1470 (KMAL)

Malden, Mo.

Practices

All Southeast Missouri men's basketball practices are closed. Requested media interviews during the week should be made to Jeff Honza. Media interviews will be conducted before practice.

Credentials

Credentials are required for entrance to the Show Me Center. To request season or single-game credentials, please contact Southeast Missouri Sports Information Director Jeff Honza by phone (573) 651-2933 or email jhonza@semo.edu/redhawk1@me.com. Credentials can be picked up at the NCAA pass gate located inside the main entrance of the Show Me Center.

Radio Show

Southeast Missouri's basketball radio show returns to Wings Etc. this season. This year's radio shows will be on Mondays each week, beginning Nov. 27. A total of 12 shows are on this year's schedule, including eight in Cape Girardeau (3047 William Street) and four in Jackson (2003 East Jackson Blvd.). Erik Sean will host the radio show which airs live on ESPN 92.9 FM and ESPN 1220 AM each week. Fans can also watch every radio show live online at SEMOESPN.com.

Radio Show Schedule

Nov. 27 - Wings Etc. (Cape Girardeau)

Dec. 4 - Wings Etc. (Cape Girardeau)

Dec. 11 - Wings Etc. (Jackson)

Dec. 18 - Wings Etc. (Cape Girardeau)

Jan. 8 - Wings Etc. (Cape Girardeau)

Jan. 15 - Wings Etc. (Cape Girardeau)

Jan. 22 - Wings Etc. (Cape Girardeau)

Jan. 29 - Wings Etc. (Jackson)

Feb. 5 - Wings Etc. (Cape Girardeau)

Feb. 12 - Wings Etc. (Cape Girardeau)

Feb. 19 - Wings Etc. (Jackson)

Redhawks Basketball with Coach Ray


“Redhawks Basketball with Coach Ray” will be televised Monday nights at 11:05 p.m., CT, on the Heartland CW (WQWQ-TV) and Charter Cable Channel 12. It also airs on Cable Channel 11 and simulcast on digital channel 89 on Tuesdays, Wednesdays and Thursdays at the following times: 8:30 a.m., 8 p.m. and midnight. The show begins Nov. 27 and is hosted by KFVS Sports Director Todd Richards.

OVC Digital Network


The 2017-18 season is the sixth year for the OVC Digital Network which provides live games free on any device. Fans can watch Southeast Missouri's home and away OVC matchups free of charge online at OVCDigitalNetwork.com.

Southeast Missouri State REDHAWKS


2017-18 REDHAWKS




DONDRE DUFFUS
G / 6-3 / 183 / Jr.
Palm Beach, Fla.




RAY KOWALSKI
G / 6-3 / 195 / R-Fr.
Concord, N.C.




MILOS VRANES
F / 6-7 / 200 / Sr.
Belgrade, Serbia




JONATHAN DALTON
G / 5-10 / 155 / Jr.
New Orleans, La.




KHALIL CUFFEE
G / 6-4 / 210 / Fr.
Fairburn, Ga.




ISAIAH GABLE
F / 6-7 / 195 / Fr.
Greenville, Ohio




DONNIE LEWIS
G / 6-1 / 170 / Jr.
Lexington, Ky.




JUSTIN CARPENTER
F / 6-9 / 230 / Fr.
Mt. Carmel, Ill.




SKYLER HOGAN
G / 6-3 / 180 / So.
Melbourne, Fla.




DANIEL SIMMONS
G / 6-2 / 196 / Sr.
Biggersville, Miss.



LEDARRIUS BREWER
G / 6-5 / 200 / Fr.
Meridian, Miss.



DENZEL MAHONEY
G/F / 6-4 / 213 / So.
Oviedo, Fla.



MARK LAROS
C / 6-10 / 223 / Jr.
Hengelo, Netherlands



RICK RAY
Head Coach
Third Year



ADAM GORDON
Assistant Coach
Third Year



NICK LAGROONE
Assistant Coach
Third Year



CHRIS MOORE
Assistant Coach
Third Year



JONATHAN ORTIZ
Graduate Manager
First Year



TOM BERRYMAN
Director of Operations
Second Year

Southeast Missouri State
REDHAWKS

2017-18 STATISTICS



2017-18 Southeast Missouri Basketball
Southeast Missouri Combined Team Statistics (as of Feb 08, 2018)
All games



		RECORD:					OVERALL					HOME					AWAY					NEUTRAL				
		ALL GAMES					11-15					5-6					5-8					1-1				
		CONFERENCE					5-8					2-4					3-4					0-0				
		NON-CONFERENCE					6-7					3-2					2-4					1-1				

TEAM STATISTICS	SEMO	OPP	Date	Opponent	Score	Att.	
SCORING	1961	2026	11-10-17	MISSOURI BAPTIST	W	81-69	1239
Points per game	75.4	77.9	\$ 11-13-17	at Louisiana Tech	Lot	95-96	2456
Scoring margin	-2.5	-	\$ 11-16-17	at Evansville	L	50-66	3151
FIELD GOALS-ATT	667-1454	722-1511	\$ 11-21-17	vs CSUN	W	74-59	0
Field goal pct	.459	.478	\$ 11-22-17	vs MONTANA STATE	L	82-88	0
3 POINT FG-ATT	231-610	220-589	11-26-17	N.C. CENTRAL	L	70-77	645
3-point FG pct	.379	.374	11-28-17	HANNIBAL-LAGRANGE	W	83-59	815
3-pt FG made per game	8.9	8.5	12-02-17	at N.C. Central	W	86-77	873
FREE THROWS-ATT	396-537	362-512	12-06-17	UMKC	W	91-87	1586
Free throw pct	.737	.707	12-09-17	at Southern Illinois	W	75-69	4493
F-Throws made per game	15.2	13.9	12-16-17	at Kansas State	L	71-89	7389
REBOUNDS	832	906	12-20-17	BRADLEY	L	67-75	702
Rebounds per game	32.0	34.8	12-22-17	at Saint Louis	L	48-78	8021
Rebounding margin	-2.8	-	* 12-28-17	BELMONT	L	72-94	1310
ASSISTS	354	375	* 12-31-17	TENNESSEE STATE	W	77-65	615
Assists per game	13.6	14.4	* 01-04-18	at Murray St.	L	73-89	2728
TURNOVERS	321	322	* 01-06-18	at Austin Peay	L	71-76	1825
Turnovers per game	12.3	12.4	* 01-11-18	MOREHEAD STATE	W	78-75	915
Turnover margin	+0.0	-	* 01-13-18	EASTERN KENTUCKY	L	86-91	1206
Assist/turnover ratio	1.1	1.2	* 01-18-18	at SIUE	W	86-74	1147
STEALS	152	125	* 01-20-18	at Eastern Illinois	W	86-74	1369
Steals per game	5.8	4.8	* 01-25-18	at Tennessee Tech	L	65-76	1936
BLOCKS	47	99	* 01-27-18	at Jacksonville State	L	60-78	2688
Blocks per game	1.8	3.8	* 02-01-18	MURRAY STATE	L	75-87	2035
ATTENDANCE	13302	41391	* 02-03-18	AUSTIN PEAY	L	81-96	2234
Home games-Avg/Game	11-1209	13-3184	* 02-08-18	at Morehead State	W	78-62	3315
Neutral site-Avg/Game	-	2-0					
* = Conference game							
\$ = Cancun Challenge							
Score by Periods	1st	2nd	OT	Totals			
Southeast Missouri	899	1046	16	1961			
Opponents	956	1053	17	2026			

* = Conference game
\$ = Cancun Challenge

Southeast Missouri State
REDHAWKS

2017-18 OVC STATISTICS



2017-18 Southeast Missouri Basketball
Southeast Missouri Combined Team Statistics (as of Feb 08, 2018)
Conference games only



		RECORD:					OVERALL					HOME					AWAY					NEUTRAL				
		ALL GAMES					5-8					2-4					3-4					0-0				
		CONFERENCE					5-8					2-4					3-4					0-0				
		NON-CONFERENCE					0-0					0-0					0-0					0-0				

TEAM STATISTICS	SEMO	OPP	Date	Opponent	Score	Att.	
SCORING	988	1037	* 12-28-17	BELMONT	L	72-94	1310
Points per game	76.0	79.8	* 12-31-17	TENNESSEE STATE	w	77-65	615
Scoring margin	-3.8	-	* 01-04-18	at Murray St.	L	73-89	2728
FIELD GOALS-ATT	331-711	371-771	* 01-06-18	at Austin Peay	L	71-76	1825
Field goal pct	.466	.481	* 01-11-18	MOREHEAD STATE	w	78-75	915
3 POINT FG-ATT	122-327	115-313	* 01-13-18	EASTERN KENTUCKY	L	86-91	1206
3-point FG pct	.373	.367	* 01-18-18	at SIUE	w	86-74	1147
3-pt FG made per game	9.4	8.8	* 01-20-18	at Eastern Illinois	w	86-74	1369
FREE THROWS-ATT	204-278	180-247	* 01-25-18	at Tennessee Tech	L	65-76	1936
Free throw pct	.734	.729	* 01-27-18	at Jacksonville State	L	60-78	2688
F-Throws made per game	15.7	13.8	* 02-01-18	MURRAY STATE	L	75-87	2035
REBOUNDS	400	460	* 02-03-18	AUSTIN PEAY	L	81-96	2234
Rebounds per game	30.8	35.4	* 02-08-18	at Morehead State	w	78-62	3315
Rebounding margin	-4.6	-					
ASSISTS	170	188					
Assists per game	13.1	14.5					
TURNOVERS	171	168					
Turnovers per game	13.2	12.9					
Turnover margin	-0.2	-					
Assist/turnover ratio	1.0	1.1					
STEALS	78	69					
Steals per game	6.0	5.3					
BLOCKS	20	41					
Blocks per game	1.5	3.2					
ATTENDANCE	8315	15008					
Home games-Avg/Game	6-1386	7-2144					
Neutral site-Avg/Game	-	0-0					
* = Conference game							
\$ = Cancun Challenge							

Score by Periods	1st	2nd	Totals
Southeast Missouri	448	540	988
Opponents	485	552	1037

* = Conference game
\$ = Cancun Challenge

Southeast Missouri State

REDHAWKS

2017-18 STATISTICS

Comparison Game-by-Game (Southeast Missouri/Opponent)

Opponent	1st	2nd	Score	Mar	Total FG	FG Pct	3-Pointers	3FG Pct	Free Throws	FT Pct	Rebounds (Mar)	Assist	T/Over	Block	Steal	Fouls
Missouri Baptist	37/27	44/42	81-69	+12	27-54/24-48	.500/.500	8-20/8-23	.400/.348	19-21/13-23	.905/.565	29/30 (1)	17/10	13/18	2/4	7/3	18/16
Louisiana Tech	39/39	40/40	95-96	(1)	36-75/31-60	.480/.517	9-25/6-21	.360/.286	14-19/28-34	.737/.824	37/37 -	20/16	9/9	4/8	6/1	20/17
Evansville	21/36	29/30	50-66	(16)	19-48/18-45	.396/.400	8-25/8-18	.320/.444	4-8/22-27	.500/.815	31/28 +3	9/12	18/10	5/2	5/5	24/14
Cal State Northridge	39/28	35/31	74-59	+15	28-61/21-62	.459/.339	10-24/5-19	.417/.263	8-11/12-17	.727/.706	39/36 +3	17/9	10/9	4/3	7/5	16/11
Montana State	34/41	48/47	82-88	(6)	29-51/27-54	.569/.500	4-15/8-20	.267/.400	20-26/26-34	.769/.765	31/26 +5	11/12	15/11	1/2	5/6	26/24
North Carolina Central	32/41	38/36	70-77	(7)	22-63/28-54	.349/.519	5-20/7-19	.250/.368	21-27/14-22	.778/.636	42/34 +8	11/12	12/12	0/4	7/7	18/22
Hannibal-LaGrange	33/33	50/26	83-59	+24	31-63/25-58	.492/.431	6-19/4-18	.316/.222	15-21/5-12	.714/.417	37/33 +4	14/13	10/18	3/6	10/5	12/19
North Carolina Central	38/35	48/42	86-77	+9	31-55/29-57	.564/.509	10-16/5-15	.625/.333	14-22/14-19	.636/.737	31/30 +1	18/17	10/13	2/2	6/2	16/20
UMKC	48/37	43/50	91-87	+4	28-58/31-72	.483/.431	12-22/15-34	.545/.441	23-30/10-14	.767/.714	39/41 (2)	21/17	10/9	5/6	3/4	15/25
Southern Illinois	39/25	36/44	75-69	+6	22-50/25-63	.440/.397	12-26/11-28	.462/.393	19-30/8-15	.633/.533	34/41 (7)	9/15	11/15	0/6	8/3	20/23
Kansas State	39/53	32/36	71-89	(18)	25-57/35-56	.439/.625	11-25/11-23	.440/.478	10-10/8-16	1.000/.500	19/37 (18)	16/25	9/11	0/4	4/5	16/9
Bradley	29/41	38/34	67-75	(8)	21-55/25-53	.382/.472	9-25/9-18	.360/.500	16-22/16-23	.727/.696	35/36 (1)	11/12	12/10	0/5	3/4	20/20
Saint Louis	23/35	25/43	48-78	(30)	17-53/32-58	.321/.552	5-21/8-20	.238/.400	9-12/6-9	.750/.667	28/37 (9)	10/17	11/9	1/6	3/6	11/13
Belmont	36/47	36/47	72-94	(22)	24-59/36-60	.407/.600	9-23/14-28	.391/.500	15-23/8-10	.652/.800	29/34 (5)	13/21	12/10	0/5	7/4	13/21
Tennessee State	29/27	48/38	77-65	+12	24-53/24-56	.453/.429	12-35/8-22	.343/.364	17-20/9-11	.850/.818	39/27 +12	15/8	14/10	4/2	5/7	15/20
Murray State	34/45	39/44	73-89	(16)	25-55/29-54	.455/.537	8-21/8-17	.381/.471	15-20/23-30	.750/.767	31/31 -	13/12	15/12	0/3	5/9	22/19
Austin Peay	27/36	44/40	71-76	(5)	24-51/28-62	.471/.452	11-24/6-25	.458/.240	12-17/14-20	.706/.700	23/44 (21)	14/13	12/13	2/0	4/4	21/15
Morehead State	37/28	41/47	78-75	+3	26-51/28-58	.510/.483	8-29/7-25	.276/.280	18-25/12-17	.720/.706	30/36 (6)	11/10	13/17	2/0	5/6	19/22
Eastern Kentucky	36/44	50/47	86-91	(5)	30-60/29-64	.500/.453	11-28/12-29	.393/.414	15-21/21-22	.714/.955	37/29 +8	14/15	16/10	1/2	6/5	17/19
SIU Edwardsville	35/28	51/46	86-74	+12	26-55/25-63	.473/.397	11-24/10-33	.458/.303	23-29/14-23	.793/.609	35/38 (3)	16/16	11/10	1/5	7/4	17/21
Eastern Illinois	36/43	50/31	86-74	+12	27-56/27-58	.482/.466	12-26/8-24	.462/.333	20-22/12-18	.909/.667	29/34 (5)	20/16	10/14	0/4	6/3	14/17
Tennessee Tech	33/29	32/47	65-76	(11)	21-49/29-63	.429/.460	10-26/8-25	.385/.320	13-20/10-11	.650/.909	23/43 (20)	11/18	11/15	1/5	8/6	15/15
Jacksonville State	27/39	33/39	60-78	(18)	18-47/28-57	.383/.491	8-25/7-21	.320/.333	16-23/15-19	.696/.789	26/39 (13)	11/19	17/15	1/3	6/8	18/21
Murray State	34/32	41/55	75-87	(12)	28-68/30-58	.412/.517	5-22/11-23	.227/.478	14-19/16-24	.737/.667	38/38 -	5/10	11/15	2/4	8/7	19/21
Austin Peay	49/51	32/45	81-96	(15)	30-54/37-67	.556/.552	8-21/11-19	.381/.579	13-20/11-14	.650/.786	27/34 (7)	13/23	14/10	4/4	3/2	18/21
Morehead State	35/36	43/26	78-62	+16	28-53/21-51	.528/.412	9-23/5-22	.391/.227	13-19/15-28	.684/.536	33/33 -	14/7	15/17	2/4	8/4	19/16
UT Martin																
Eastern Illinois																
SIU Edwardsville																
Eastern Kentucky																
UT Martin																

Points in the Paint, Second Chance Points, Points Off Turnovers, Fastbreak Points, Bench Points

Opponent	W/L	POINTS IN THE PAINT		2ND CHANCE POINTS		POINTS OFF TURNOVERS		FAST BREAK POINTS		BENCH POINTS	
		SEMO	OPP.	SEMO	OPP.	SEMO	OPP.	SEMO	OPP.	SEMO	OPP.
Missouri Baptist	W	30	26	5	6	23	9	4	0	25	30
Louisiana Tech	L	42	44	12	12	17	10	2	0	40	28
Evansville	L	16	18	0	0	10	19	6	0	28	11
Cal State Northridge	W	28	22	5	9	10	10	14	9	10	13
Montana State	L	44	28	13	8	17	13	6	7	26	29
North Carolina Central	L	26	36	13	4	16	9	4	2	24	31
Hannibal-LaGrange	W	44	32	12	7	21	11	4	6	32	6
North Carolina Central	W	40	38	10	11	17	14	12	10	22	32
UMKC	W	28	30	13	17	15	17	4	0	43	34
Southern Illinois	W	18	26	6	12	16	13	2	0	14	33
Kansas State	L	22	44	6	8	11	14	3	12	22	17
Bradley	L	16	22	7	6	7	12	2	2	25	29
Saint Louis	L	18	48	8	18	2	20	0	14	15	13
Belmont	L	16	38	16	10	13	15	4	4	14	37
Tennessee State	W	18	24	9	4	13	19	12	0	11	17
Murray State	L	30	40	11	6	15	23	4	8	23	9
Austin Peay	L	22	38	5	24	19	16	2	4	13	13
Morehead State	W	36	34	11	8	25	21	2	6	17	21
Eastern Kentucky	L	38	30	3	9	15	18	4	4	31	31
SIU Edwardsville	W	30	22	9	17	9	17	5	0	23	19
Eastern Illinois	W	26	30	10	6	21	13	12	5	29	0
Tennessee Tech	L	22	36	8	12	19	11	10	7	18	22
Jacksonville State	L	16	24	7	15	0	2	0	2	14	29
Murray State	L	34	36	14	14	8	18	2	2	2	16
Austin Peay	L	38	44	6	12	14	19	2	4	26	26
Morehead State	W	36	32	14	14	27	17	5	4	14	9
UT Martin											
Eastern Illinois											
SIU Edwardsville											
Eastern Kentucky											
UT Martin											

Southeast Missouri State

REDHAWKS

2017-18 STATISTICS

Game-by-Game Leaders

Opponent	W/L	Score	Points	Rebounds	Assists	Blocks	Steals
Missouri Baptist	W	81-69	Mahoney - 21	Laros - 9	Dalton - 7	Laros, Mahoney - 1	Brewer - 2
Louisiana Tech	L	95-96 ^{OT}	Mahoney - 25	Mahoney - 7	Dalton - 7	Simmons, Laros, Carpenter, Brewer - 1	Dalton - 2
Evansville	L	50-66	Vranes - 16	Vranes - 10	Dalton - 5	Brewer - 2	Dalton - 3
Cal State Northridge	W	74-59	Brewer - 20	Laros - 9	Dalton - 5	Laros, Brewer, Mahoney, Carpenter - 1	Simmons - 3
Montana State	L	82-88	Mahoney - 27	Carpenter - 8	Dalton - 6	Laros - 1	Dalton, Simmons, Vranes, Carpenter, Brewer - 1
North Carolina Central	L	70-77	Mahoney, Simmons - 15	Carpenter - 11	Dalton - 5	-	Simmons, Dalton - 2
Hannibal-LaGrange	W	83-59	Mahoney - 27	Gable - 10	Mahoney, Lewis, Simmons - 3	Vranes, Carpenter, Laros - 1	Dalton, Lewis - 2
North Carolina Central	W	86-77	Carpenter - 20	Carpenter - 6	Dalton - 5	Vranes - 2	Mahoney - 2
UMKC	W	91-87	Simmons - 18	Carpenter - 11	Dalton - 10	Carpenter - 3	Dalton - 2
Southern Illinois	W	75-69	Mahoney - 18	Vranes, Simmons - 6	Dalton - 4	-	Duffus - 3
Kansas State	L	71-89	Mahoney - 23	Vranes - 6	Dalton, Simmons - 4	-	Carpenter, Dalton, Brewer, Lewis - 1
Bradley	L	67-75	Mahoney - 17	Brewer - 7	Dalton - 3	-	Vranes, Dalton, Brewer - 1
Saint Louis	L	48-78	Mahoney - 12	Carpenter - 7	Dalton - 4	Carpenter - 1	Brewer - 2
Belmont	L	72-94	Brewer - 21	Mahoney - 8	Dalton - 6	-	Mahoney, Dalton - 2
Tennessee State	W	77-65	Mahoney - 22	Mahoney - 11	Dalton, Lewis - 4	Brewer - 3	Mahoney - 2
Murray State	L	73-89	Brewer - 19	Vranes - 10	Dalton - 4	-	Dalton, Simmons - 2
Austin Peay	L	71-76	Mahoney - 24	Vranes - 5	Dalton - 9	Brewer, Mahoney - 1	Brewer - 2
Morehead State	W	78-75	Mahoney - 22	Laros - 8	Dalton - 6	Mahoney, Laros - 1	Mahoney, Laros, Dalton, Brewer, Simmons - 1
Eastern Kentucky	L	86-91	Mahoney - 25	Mahoney - 9	Dalton - 5	Laros - 1	Brewer - 2
SIU Edwardsville	W	86-74	Mahoney - 36	Mahoney - 7	Dalton - 7	Carpenter - 1	Simmons - 3
Eastern Illinois	W	86-74	Simmons - 26	Brewer - 7	Dalton - 6	-	Dalton - 2
Tennessee Tech	L	65-76	Mahoney - 19	Carpenter - 5	Dalton - 6	Brewer - 1	Mahoney - 4
Jacksonville State	L	60-78	Mahoney - 17	Simmons, Brewer - 4	Lewis - 4	Brewer - 1	Dalton - 3
Murray State	L	75-87	Mahoney - 30	Mahoney	Dalton, Simmons - 2	Carpenter - 2	Mahoney - 3
Austin Peay	L	81-96	Mahoney - 20	Simmons - 7	Dalton - 6	Laros - 2	Brewer - 2
Morehead State	W	78-62	Carpenter - 20	Simmons - 9	Dalton - 5	Vranes, Laros - 1	Dalton - 3
UT Martin							
Eastern Illinois							
SIU Edwardsville							
Eastern Kentucky							
UT Martin							

Game-by-Game Starters

Opponent	W/L	Score	Guard	Guard	Guard	Forward	Center/Guard	First Man Off the Bench
Missouri Baptist	W	81-69	Dalton	Simmons	Kowalski	Mahoney	Laros, C	Brewer, 14 pts., 5 reb., 3 assists, 2 steals, 26 min.
Louisiana Tech	L	95-96 ^{OT}	Dalton	Simmons	Kowalski	Mahoney	Laros, C	Brewer, 20 pts., 6 reb., 1 assist, 1 block, 1 steal, 31 min.
Evansville	L	50-66	Dalton	Simmons	Kowalski	Mahoney	Laros, C	Carpenter, 2 pts., 1 reb., 1 block, 14 min.
Cal State Northridge	W	74-59	Brewer	Simmons	Kowalski	Mahoney	Laros, C	Carpenter, 9 pts., 5 reb., 13 min.
Montana State	L	82-88	Dalton	Simmons	Kowalski	Mahoney	Laros, C	Brewer, 9 pts., 2 reb., 25 min.
North Carolina Central	L	70-77	Dalton	Brewer	Mahoney	Vranes	Carpenter, C	Simmons, 15 pts., 4 reb., 26 min.
Hannibal-LaGrange	W	83-59	Dalton	Brewer	Mahoney	Vranes	Carpenter, C	Gable, 8 pts., 10 reb., 19 min.
North Carolina Central	W	86-77	Dalton	Brewer	Mahoney	Vranes	Carpenter, C	Simmons, 10 pts., 3 reb.
UMKC	W	91-87	Dalton	Brewer	Mahoney	Vranes	Carpenter, C	Simmons, 18 pts. 3 reb., 3 assists, 21 min.
Southern Illinois	W	75-69	Dalton	Brewer	Mahoney	Vranes	Simmons, G	Gable, 6 pts., 1 reb., 20 min.
Kansas State	L	71-89	Dalton	Brewer	Mahoney	Vranes	Carpenter, C	Simmons, 17 pts., 4 assists, 33 min.
Bradley	L	67-75	Dalton	Brewer	Mahoney	Vranes	Carpenter, C	Gable, 9 pts., 1 reb., 1 assist, 17 min.
Saint Louis	L	48-78	Dalton	Brewer	Mahoney	Vranes	Carpenter, C	Gable, 3 pts., 17 min.
Belmont	L	72-94	Dalton	Brewer	Simmons	Mahoney	Carpenter, C	Kowalski, 2 pts., 9 min.
Tennessee State	W	77-65	Dalton	Brewer	Mahoney	Vranes	Carpenter, C	Simmons, 6 pts., 1 reb., 12 min.
Murray State	L	73-89	Dalton	Brewer	Mahoney	Vranes	Carpenter, C	Simmons,

Southeast Missouri State
REDHAWKS

2017-18 TEAM GAME-BY-GAME STATISTICS

	Score	FG-A	Pct.	3FG-A	Pct.	FT-A	Pct.	OFF	DEF	Total	E	A	TQ	B	S
Southeast Missouri	W, 81-69	27-54	.500	8-20	.400	19-21	.905	8	21	29	18	17	13	2	7
Missouri Baptist		24-48	.500	8-23	.348	13-23	.565	11	19	30	16	10	18	4	3
Southeast Missouri	L, 95-96 OT	36-75	.480	9-25	.360	14-19	.737	13	24	37	20	20	9	4	6
Louisiana Tech		31-60	.517	6-21	.286	28-34	.824	7	30	37	17	16	9	8	1
Southeast Missouri	L, 50-66	19-48	.396	8-25	.320	4-8	.500	5	26	31	24	9	18	5	5
Evansville		18-45	.400	8-18	.444	22-27	.815	4	24	28	14	12	10	2	5
Southeast Missouri	W, 74-59	28-61	.459	10-24	.417	8-11	.727	9	30	39	16	17	10	4	7
Cal State Northridge		21-62	.339	5-19	.263	12-17	.706	12	24	36	11	9	9	3	5
Southeast Missouri	L, 82-88	29-51	.569	4-15	.267	20-26	.769	8	23	31	26	11	15	1	5
Montana State		27-54	.500	8-20	.400	26-34	.765	9	17	26	24	12	11	2	6
Southeast Missouri	L, 70-77	22-63	.349	5-20	.250	21-27	.778	15	27	42	18	11	12	0	7
North Carolina Central		28-54	.519	7-19	.368	14-22	.636	4	30	34	22	12	12	4	7
Southeast Missouri	W, 83-59	31-63	.492	6-19	.316	15-21	.714	10	27	37	12	14	10	3	10
Hannibal-LaGrange		25-58	.431	4-18	.222	5-12	.417	9	24	33	19	13	18	6	5
Southeast Missouri	W, 86-77	31-55	.564	10-16	.625	14-22	.636	8	23	31	16	18	10	2	6
North Carolina Central		29-57	.509	5-15	.333	14-19	.737	8	22	30	20	17	13	2	2
Southeast Missouri	W, 91-87	28-58	.483	12-22	.545	23-30	.767	11	28	39	15	21	10	5	3
UMKC		31-72	.431	15-34	.441	10-14	.714	16	25	41	25	17	9	6	4
Southeast Missouri	W, 75-69	22-50	.440	12-26	.462	19-30	.633	7	27	34	20	9	11	0	8
Southern Illinois		25-63	.397	11-28	.393	8-15	.533	14	27	41	23	15	15	6	3
Southeast Missouri	L, 71-89	25-57	.439	11-25	.440	10-10	1.000	5	14	19	16	16	9	0	4
Kansas State		35-56	.625	11-23	.478	8-16	.500	10	27	37	9	25	11	4	5
Southeast Missouri	L, 67-75	21-55	.382	9-25	.360	16-22	.727	10	25	35	20	11	12	0	3
Bradley		25-53	.472	9-18	.500	16-23	.696	7	29	36	20	12	10	5	4
Southeast Missouri	L, 48-78	17-53	.321	5-21	.238	9-12	.750	11	17	28	11	10	11	1	3
Saint Louis		32-58	.552	8-20	.400	6-9	.667	11	26	37	13	17	9	6	6
Southeast Missouri	L, 72-94	24-59	.407	9-23	.391	15-23	.652	12	17	29	13	13	12	0	7
Belmont		36-60	.600	14-28	.500	8-10	.800	7	27	34	21	21	10	5	4
Southeast Missouri	W, 77-65	24-53	.453	12-35	.343	17-20	.850	10	29	39	15	15	14	4	5
Tennessee State		24-56	.429	8-22	.364	9-11	.818	5	22	27	20	8	10	2	7
Southeast Missouri	L, 73-89	25-55	.455	8-21	.381	15-20	.750	10	21	31	22	13	15	0	5
Murray State		29-54	.537	8-17	.471	23-30	.767	8	23	31	19	12	12	3	9
Southeast Missouri	L, 71-76	24-51	.471	11-24	.458	12-17	.706	7	16	23	21	14	12	2	4
Austin Peay		28-62	.452	6-25	.240	14-20	.700	22	22	44	15	13	13	0	4
Southeast Missouri	W, 78-75	26-51	.510	8-29	.276	18-25	.720	8	22	30	19	11	13	2	5
Morehead State		28-58	.483	7-25	.280	12-17	.706	12	24	36	22	10	17	0	6
Southeast Missouri	L, 86-91	30-60	.500	11-28	.393	15-21	.714	9	28	37	17	14	16	1	6
Eastern Kentucky		29-64	.453	12-29	.414	21-22	.955	7	22	29	19	15	10	2	5
Southeast Missouri	W, 86-74	26-55	.473	11-24	.458	23-29	.793	10	25	35	17	16	11	1	7
SIU Edwardsville		25-63	.397	10-33	.303	14-23	.609	14	24	38	21	16	10	5	4
Southeast Missouri	W, 86-74	27-56	.482	12-26	.462	20-22	.909	7	22	29	14	20	10	0	6
Eastern Illinois		27-58	.466	8-24	.333	12-18	.667	11	23	34	17	16	14	4	3
Southeast Missouri	L, 65-76	21-49	.429	10-26	.385	13-20	.650	4	19	23	15	11	11	1	8
Tennessee Tech		29-63	.460	8-25	.320	10-11	.909	16	27	43	15	18	15	5	6
Southeast Missouri	L, 60-78	18-47	.383	8-25	.320	16-23	.696	7	19	26	18	11	17	1	6
Jacksonville State		28-57	.491	7-21	.333	15-19	.789	14	25	39	21	19	15	3	8
Southeast Missouri	L, 75-87	28-68	.412	5-22	.227	14-19	.737	15	23	38	19	5	11	2	8
Murray State		30-58	.517	11-23	.478	16-24	.667	9	29	38	21	10	15	4	7
Southeast Missouri	L, 81-96	30-54	.556	8-21	.381	13-20	.650	6	21	27	18	13	14	4	3
Austin Peay		37-67	.552	11-19	.579	11-14	.786	11	23	34	21	23	10	4	2
Southeast Missouri	W, 78-62	28-53	.528	9-23	.391	13-19	.684	8	25	33	19	14	15	2	8
Morehead State		21-51	.412	5-22	.227	15-28	.536	12	21	33	16	7	17	4	4
Southeast Missouri															
UT Martin															
Southeast Missouri															
Eastern Illinois															
Southeast Missouri															
SIU Edwardsville															
Southeast Missouri															
Eastern Kentucky															
Southeast Missouri															
UT Martin															

Southeast Missouri State
REDHAWKS

MISCELLANEOUS STATISTICS

GAME-BY-GAME LEADERS
SUMMARY (# OF GAMES)

Points	
Denzel Mahoney.....	18
Ledarrius Brewer.....	3
Daniel Simmons.....	3
Justin Carpenter.....	2
Milos Vranes.....	1

Rebounds	
Justin Carpenter.....	6
Denzel Mahoney.....	6
Milos Vranes.....	5
Daniel Simmons.....	4
Mark Laros.....	3
Ledarrius Brewer.....	3
Isaiah Gable.....	1

Assists	
Jonathan Dalton.....	24
Donnie Lewis.....	3
Daniel Simmons.....	3
Denzel Mahoney.....	1

Blocks	
Mark Laros.....	9
Justin Carpenter.....	7
Ledarrius Brewer.....	6
Denzel Mahoney.....	5
Milos Vranes.....	3

Steals	
Jonathan Dalton.....	14
Ledarrius Brewer.....	9
Daniel Simmons.....	6
Denzel Mahoney.....	5
Justin Carpenter.....	2
Donnie Lewis.....	2
Milos Vranes.....	2
Dondre Duffus.....	1
Mark Laros.....	1

Dunks (# for 2017-18 Season)	
Ledarrius Brewer.....	10
Mark Laros.....	3
Justin Carpenter.....	3

Games Played/Started		
	2017-18	Career
Denzel Mahoney	26/26	59/59
Daniel Simmons	26/10	58/10
Milos Vranes	25/15	56/15
Jonathan Dalton	26/25	56/26
Ledarrius Brewer	26/22	26/22
Donnie Lewis	26/1	26/1
Justin Carpenter	25/18	25/18
Ray Kowalski	23/5	23/5
Mark Laros	22/7	22/7
Isaiah Gable	13/0	13/0
Dondre Duffus	3/0	8/3

CAREER LEDGER

Double-Digit Point Games		
	2017-18	Career
Denzel Mahoney.....	24	51
Daniel Simmons.....	17	22
Ledarrius Brewer.....	17	17
Milos Vranes.....	5	12
Justin Carpenter.....	10	10
Jonathan Dalton.....	5	5
Ray Kowalski.....	5	5
Dondre Duffus.....	-	2
Mark Laros.....	2	2

Double-Digit Rebound Games		
	2017-18	Career
Justin Carpenter.....	2	2
Milos Vranes.....	2	2
Isaiah Gable.....	1	1
Denzel Mahoney.....	1	1

20+ Point Games		
	2017-18	Career
Denzel Mahoney.....	12	22
Justin Carpenter.....	3	3
Ledarrius Brewer.....	2	2
Daniel Simmons.....	2	2

8+ Rebound Games		
	2017-18	Career
Denzel Mahoney.....	4	5
Justin Carpenter.....	3	3
Mark Laros.....	3	3
Denzel Mahoney.....	2	2
Milos Vranes.....	1	1
Daniel Simmons.....	1	1

5+ Assist Games		
	2017-18	Career
Jonathan Dalton.....	16	16
Daniel Simmons.....	1	2
Denzel Mahoney.....	-	1

3+ Steal Games		
	2017-18	Career
Jonathan Dalton.....	4	4
Daniel Simmons.....	2	3
Denzel Mahoney.....	2	3
Dondre Duffus.....	-	2
Milos Vranes.....	-	2

Double-Doubles		
	2017-18	Career
Justin Carpenter.....	2	2
Milos Vranes.....	2	2
Denzel Mahoney.....	1	1

SOUTHEAST MISSOURI'S 2017-18 RECORD:	
At Home.....	5-6
On the Road.....	5-8
At Neutral Sites.....	1-1
In Ohio Valley Conference Games.....	5-8
In November.....	4-4
In December.....	3-4
In January.....	3-5
In February.....	1-2
In March.....	0-0
Leading at the Half.....	8-1
Trailing at the Half.....	2-1
Tied at the Half.....	1-1
In Overtime Games.....	0-1
The Redhawks Score First.....	2-4
In 1-4 Point Games.....	2-1
In 5-9 Point Games.....	2-5
In 10-14 Point Games.....	4-2
In 15+ Point Games.....	3-7
Leading with Five Minutes Left in Regulation.....	11-0
Trailing with Five Minutes Left in Regulation.....	0-15
Tied with Five Minutes Left in Regulation.....	0-0
Scoring Less than 50 Points.....	0-1
Scoring 50-59 Points.....	0-1
Scoring 60-69 Points.....	0-3
Scoring 70-79 Points.....	5-6
Scoring 80-89 Points.....	5-3
Scoring 90-99 Points.....	1-1
Scoring 100 or more Points.....	0-0
Giving up Less Than 50 Points.....	0-0
Giving up 50-59 Points.....	3-0
Giving up 60-69 Points.....	3-1
Giving up 70-79 Points.....	4-6
Giving up 80-89 Points.....	1-4
Giving up 90-99 Points.....	0-4
Giving up 100 or more Points.....	0-0
Shooting 50% or Better from the Field.....	4-3
Shooting Less Than 50% from the Field.....	7-12
Opponent Shoots 50% or Better from the Field.....	3-9
Opponent Shoots Less Than 50% from the Field.....	8-6
Outshooting Opponent.....	9-4
Outshot by Opponent.....	1-11
Field Goal Percentage is Tied.....	1-0
Shooting 50% or Better from 3-Point Range.....	2-0
Shooting Less Than 50% from 3-Point Range.....	9-15
Opponent Shoots 50% or Better from 3-Point Range.....	0-4
Opponent Shoots Less Than 50% from 3-Point Range.....	11-11
Shooting 50% or Better from the Free Throw Line.....	11-15
Shooting Less Than 50% from the Free Throw Line.....	0-0
Opponent Shoots 50% or Better from the Free Throw Line.....	10-15
Opponent Shoots Less Than 50% from the Free Throw Line.....	1-0
Shooting More Free Throws Than Opponent.....	9-6
Shooting Less Free Throws Than Opponent.....	2-9
Free Throws are Tied.....	0-0
Southeast's Starters Outscore Opponent's Starters.....	8-2
Opponent's Starters Outscore Southeast's Starters.....	3-13
Starter Scoring is Tied.....	0-1
Bench Outscores Opponent.....	5-5
Opponent Bench Outscores Southeast.....	6-7
Bench Scoring is Tied.....	0-3
Bench Contributes Double Figures in Points.....	11-14
No Redhawk Players Score Double Figures.....	0-0
Two Redhawk Players Score Double Figures.....	1-1
3+ Redhawk Players Score Double Figures.....	10-13
Outrebounding an Opponent.....	4-4
Opponent Outrebounds Southeast.....	6-8
Rebounds are Tied.....	1-3
Getting 10+ Assists.....	10-12
Getting 10+ Steals.....	1-1
Getting 5+ Blocks.....	1-1
Forcing more Turnovers than Opponent.....	7-4
Committing more Turnovers than Opponent.....	4-9
Turnovers are Tied.....	0-2

Southeast Missouri State
REDHAWKS

PLAYER PROFILES

LEDARRIUS BREWER
Guard
6-5 / 200 / Freshman (1)
Meridian, Miss.
Meridian
25

2017-18: Named to the Mayan Division Cancun Challenge All-Tournament Team...Averages 13 points per game as Southeast's second-leading scorer...Came off the bench to score 14 points as one of four Redhawks in double figures vs. Missouri Baptist (11/10) and followed that up with 20 points at Louisiana Tech (11/13)...Dropped in 20 points in his first career start vs. Cal State Northridge (11/21)...Leads the team with 54 three-pointers made...Made at least one 3-pointer in all but three games...Drained a season-high six 3-pointers and scored 21 points in his Ohio Valley Conference debut vs. Belmont (12/28)...Knocked down three 3-pointers and scored 19 points at Murray State (1/4)...Ranks 17th in the Ohio Valley Conference in scoring, tied for ninth in 3-point field goals made and 24th in minutes played (28.7 mpg)...Started 22 of the last 23 games, including the last 21 in a row...Scored double figures on 19 occasions...Pitched in 10 or more points in 13 of his last 15 starts...Scored double figures in nine-straight games from Dec. 28-Jan. 25...Ranks 12th in the OVC with 14.5 points per game in league play and scored double figures in all but one of his conference games.

Prep: Averaged 15 points and seven rebounds per game, leading Meridian High School to a 30-2 record and 6A state title as a senior...Notched three 28-point games as the Wildcats' top scorer...Three-year varsity starter who earned all-state, all-district and all-region honors, and was a Mississippi/Alabama All-Star...Selected All-Mississippi Dandy Dozen, Mississippi's most prestigious basketball list.

BREWER'S GAME-BY-GAME STATISTICS
2017-18
Missouri Baptist
at Louisiana Tech
at Evansville
vs. CSUN*
vs. Montana State
N.C. Central*
Hannibal-LaGrange*
at N.C. Central*
UMKC*
at Southern Illinois*
at Kansas State*
Bradley*
at Saint Louis*
Belmont*
Tennessee State*
at Murray State*
at Austin Peay*
Morehead State*
Eastern Kentucky*
at SIU Edwardsville*
at Eastern Illinois*
at Tennessee Tech*
at Jacksonville State*
Murray State*
Austin Peay*
at Morehead State*
at UT Martin
Eastern Illinois
SIU Edwardsville
at Eastern Kentucky
UT Martin
* - Game Started

2017-18 SEASON/CAREER-HIGHS
Points21 vs. Belmont (12/28/17)
Total Rebounds7 3x, last vs. Murray State (2/1/18)
Offensive2 at Louisiana Tech (11/13/17)
Defensive7 vs. Bradley (12/20/17)
FG Made7 5x, last vs. Murray State (2/1/18)
FG Attempted.....18 vs. Tennessee State (12/31/17)
3-Point FG Made.....6 vs. Belmont (12/28/17)
3-Point FG Attempted.....12 vs. Tennessee State (12/31/17)
FT Made.....6 3x, last at Tennessee Tech (1/25/18)
FT Attempted.....7 vs. Morehead State (1/11/18)
Assists3 3x, last at N.C. Central (12/2/17)
Blocks.....3 vs. Tennessee State (12/31/17)
Steals.....2 5x, last at Morehead State (2/8/18)
Minutes38 at Austin Peay (1/6/18)

CAREER STATISTICS AT SOUTHEAST MISSOURI
Overall
Season 2017-18
G-GS 26-22
Min 745
Avg 28.7
FG-FGA 117-292
Pct .401
3FG-3FGA 54-158
Pct .342
FT-FTA 51-67
Pct .761
Off 11
Def 83
Tot 94
Avg 3.6
PF 56
FO 3
A 33
TO 39
Blk 12
Stl 26
Pts 339
Avg 13.0
Ohio Valley Conference Games Only
Season 2017-18
G-GS 13-13
Min 403
Avg 31.0
FG-FGA 63-154
Pct .409
3FG-3FGA 30-94
Pct .319
FT-FTA 33-42
Pct .786
Off 5
Def 45
Tot 50
Avg 3.8
PF 24
FO 1
A 12
TO 18
Blk 7
Stl 13
Pts 189
Avg 14.5

Southeast Missouri State
REDHAWKS

PLAYER PROFILES

JUSTIN CARPENTER
Forward
6-9 / 230 / Freshman (1)
Mt. Carmel, Ill.
Mt. Carmel
20

2017-18: Did not play in the second half vs. Austin Peay (2/3)...Left that game with a concussion...Missed the Southern Illinois (12/9) game due to a concussion...Scored double figures for the first time in his college career when he came off the bench to drop in 17 points and pull down six rebounds in 32 minutes at Louisiana Tech (11/13)...Put up 10 of his points in the first half...Averages 8.6 points and 4.6 rebounds per game...Ranks second on the team in rebounding and is second in field goal percentage (.519)...Missed Southeast's two exhibition games with a knee injury and returned for the Redhawks season-opener vs. Missouri Baptist (11/10)...Ranks 11th in the Ohio Valley Conference in field goal percentage and 15th in offensive rebounds (2.0 rpg)...Turned in a double-double 14 points and 11 rebounds in his first career start vs. N.C. Central (11/26)...Notched 20 points and pulled down six rebounds at N.C. Central (12/2)...Picked up his team-high second double-double with 14 points and 11 boards vs. UMKC (12/6)...Scored double figures in nine games and started 18 contests...Scored 20 points to lead the Redhawks at Morehead State (2/8), his second 20-point effort.

Prep: Honorable mention Class 2A All-State pick as a senior at Mt. Carmel High School...Averaged 18.1 points and 8.3 rebounds per game leading Mt. Carmel to an Illinois Class 2A regional title as a junior...All-Conference selection...Achieved success with the Pocket City non-scholastic basketball program.

CARPENTER'S GAME-BY-GAME STATISTICS
2017-18
Missouri Baptist
at Louisiana Tech
at Evansville
vs. CSUN
vs. Montana State
N.C. Central*
Hannibal-LaGrange*
at N.C. Central*
UMKC*
at Southern Illinois
at Kansas State*
Bradley*
at Saint Louis*
Belmont*
Tennessee State*
at Murray State*
at Austin Peay*
Morehead State
Eastern Kentucky
at SIU Edwardsville*
at Eastern Illinois*
at Tennessee Tech*
at Jacksonville State*
Murray State*
Austin Peay*
at Morehead State*
at UT Martin
Eastern Illinois
SIU Edwardsville
at Eastern Kentucky
UT Martin
* - Game Started

2017-18 SEASON/CAREER-HIGHS
Points24 at Eastern Illinois (1/20/18)
Total Rebounds11 2x, last vs. UMKC (12/6/17)
Offensive5 vs. UMKC (12/6/17)
Defensive7 vs. N.C. Central (11/26/17)
FG Made10 at Eastern Illinois (1/20/18)
FG Attempted.....16 at Eastern Illinois (1/20/18)
3-Point FG Made.....2 vs. Tennessee State (12/31/17)
3-Point FG Attempted.....3 2x, last vs. Tennessee State (12/31/17)
FT Made.....4 4x, last at Morehead State (2/8/18)
FT Attempted.....8 at Morehead State (2/8/18)
Assists3 at N.C. Central (12/2/17)
Blocks.....3 vs. UMKC (12/6/17)
Steals.....1 10x, last at Eastern Illinois (1/20/18)
Minutes32 at Louisiana Tech (11/13/17)

CAREER STATISTICS AT SOUTHEAST MISSOURI
Overall
Season 2017-18
G-GS 25-18
Min 519
Avg 20.8
FG-FGA 84-162
Pct .519
3FG-3FGA 6-22
Pct .273
FT-FTA 41-63
Pct .651
Off 49
Def 66
Tot 115
Avg 4.6
PF 62
FO 0
A 18
TO 32
Blk 12
Stl 10
Pts 215
Avg 8.6
Ohio Valley Conference Games Only
Season 2017-18
G-GS 13-11
Min 265
Avg 20.4
FG-FGA 38-79
Pct .481
3FG-3FGA 3-10
Pct .300
FT-FTA 18-31
Pct .581
Off 24
Def 23
Tot 47
Avg 3.6
PF 34
FO 0
A 6
TO 18
Blk 4
Stl 3
Pts 97
Avg 7.5

Southeast Missouri State
REDHAWKS

PLAYER PROFILES

KHALIL CUFFEE
Guard
6-4 / 210 / Freshman (1)
Fairburn, Ga.
Langston Hughes
10

Outstanding shooter who also possesses the ability to shot fake and go make plays...Similar to Denzel Mahoney in that he comes into the Southeast program with a college ready body...Will redshirt the 2017-18 campaign.

Prep: Boasted a 14.2 points per game average as a senior at Langston Hughes High School...Averaged double figures in the scoring column each of his final three varsity seasons...Scored a career-best 18.5 points a game as a sophomore...Finished his prep career with 1,372 points, 195 three-pointers made, 261 rebounds, 136 assists, 72 steals and nine blocks... Played a total of 95 career games and shot 45 percent (470-of-1048) from the field...Left Langston Hughes as the school's all-time leading scorer... Played with the Georgia Stars AAU program.

CUFFEE'S GAME-BY-GAME STATISTICS
Table with 17 columns: 2017-18, FG, 3P, FT, O/D, REB, F, PTS, A, TO, B, S, M. Rows include games at Missouri Baptist, Louisiana Tech, Evansville, CSUN, Montana State, N.C. Central, Hannibal-LaGrange, N.C. Central, UMKC, Southern Illinois, Kansas State, Bradley, Saint Louis, Belmont, Tennessee State, Murray State, Austin Peay, Morehead State, Eastern Kentucky, SIU Edwardsville, Eastern Illinois, Tennessee Tech, Jacksonville State, Murray State, Austin Peay, Morehead State, UT Martin, Eastern Illinois, SIU Edwardsville, Eastern Kentucky, UT Martin.

2017-18 SEASON/CAREER-HIGHS
Table with 2 columns: Statistic, Value. Rows include Points, Total Rebounds, Offensive, Defensive, FG Made, FG Attempted, 3-Point FG Made, 3-Point FG Attempted, FT Made, FT Attempted, Assists, Blocks, Steals, Minutes.

CAREER STATISTICS AT SOUTHEAST MISSOURI
Table with 20 columns: Season, G-GS, Min, Avg, FG-FGA, Pct, 3FG-3FGA, Pct, FT-FTA, Pct, Off, Def, Tot, Avg, PE, FO, A, TO, Blk, Stl, Pts, Avg. Rows for 2017-18 season and Ohio Valley Conference Games Only.

Southeast Missouri State
REDHAWKS

PLAYER PROFILES

JONATHAN DALTON
Guard
5-10 / 155 / Junior (3)
New Orleans, La. / West Jefferson
Copiah-Lincoln CC
5

Is 24 assists away from 200 in his career.

2017-18: Scored double figures in six games with a career-high 13 points vs. Eastern Kentucky (1/13)...Dished out a career-high 10 assists vs. UMKC (12/6)...Did not have a turnover in four of his starts...Averages 5.4 points and two rebounds a game...Leads the team and ranks third in the Ohio Valley Conference with 5.2 assists per game...Ranks third in the OVC with 135 total assists...Stands third in the OVC in assist/turnover ratio (2.5), 10th in steals (1.3 spg) and 13th in minutes played (31.5)...Had five or more assists in 16 games...Made a go-ahead 3-pointer with 5:36 left to play at Austin Peay (1/6)...Pitched in 10 points in a career-high 39 minutes vs. Morehead State (1/11)...Finished with a career-best 13 points vs. Eastern Kentucy (1/13)...Is one of three players in the OVC with over 100 assists.

DALTON'S GAME-BY-GAME STATISTICS
Table with 17 columns: 2017-18, FG, 3P, FT, O/D, REB, F, PTS, A, TO, B, S, M. Rows include games at Missouri Baptist, Louisiana Tech, Evansville, CSUN, Montana State, N.C. Central, Hannibal-LaGrange, N.C. Central, UMKC, Southern Illinois, Kansas State, Bradley, Saint Louis, Belmont, Tennessee State, Murray State, Austin Peay, Morehead State, Eastern Kentucky, SIU Edwardsville, Eastern Illinois, Tennessee Tech, Jacksonville State, Murray State, Austin Peay, Morehead State, UT Martin, Eastern Illinois, SIU Edwardsville, Eastern Kentucky, UT Martin.

CAREER-HIGHS
Table with 2 columns: Statistic, Value. Rows include Points, Total Rebounds, Offensive, Defensive, FG Made, FG Attempted, 3-Point FG Made, 3-Point FG Attempted, FT Made, FT Attempted, Assists, Blocks, Steals, Minutes.

CAREER STATISTICS AT SOUTHEAST MISSOURI
Table with 20 columns: Season, G-GS, Min, Avg, FG-FGA, Pct, 3FG-3FGA, Pct, FT-FTA, Pct, Off, Def, Tot, Avg, PE, FO, A, TO, Blk, Stl, Pts, Avg. Rows for 2017-18 season and Ohio Valley Conference Games Only.

Southeast Missouri State

REDHAWKS

PLAYER PROFILES



DONDRE DUFFUS

Guard

6-3 / 183 / Junior (4)

Palm Beach, Fla. / Boyd Anderson

St. Petersburg College

1

2017-18: Missed the first three weeks of the season due to a medical procedure he underwent on Nov. 7...Was cleared to play on Nov. 27...Scored six points in 10 minutes during his first action of the season vs. UMKC (12/6)...It was the first game he played since Nov. 22, 2016...Came off the bench to score eight points, grab five rebounds and get three steals in 17 minutes at Southern Illinois (12/9)...Averages 5.7 points and 1.7 rebounds per game in three appearances off the bench...Is currently out with a blood clot.

DUFFUS' GAME-BY-GAME STATISTICS

2017-18	FG	3P	FT	O/D	REB	E	PTS	A	TO	B	S	M
Missouri Baptist	DNP	-	-	-	-	-	-	-	-	-	-	-
at Louisiana Tech	DNP	-	-	-	-	-	-	-	-	-	-	-
at Evansville	DNP	-	-	-	-	-	-	-	-	-	-	-
vs. CSUN	DNP	-	-	-	-	-	-	-	-	-	-	-
vs. Montana State	DNP	-	-	-	-	-	-	-	-	-	-	-
N.C. Central	DNP	-	-	-	-	-	-	-	-	-	-	-
Hannibal-LaGrange	DNP	-	-	-	-	-	-	-	-	-	-	-
at N.C. Central	DNP	-	-	-	-	-	-	-	-	-	-	-
UMKC	2-5	0-1	2-2	0/0	0	1	6	2	0	0	0	10
at Southern Illinois	2-2	1-1	3-4	0/5	5	4	8	0	4	0	3	17
at Kansas State	1-3	1-1	0-0	0/0	0	4	3	1	2	0	0	16
Bradley	DNP	-	-	-	-	-	-	-	-	-	-	-
at Saint Louis	DNP	-	-	-	-	-	-	-	-	-	-	-
Belmont	DNP	-	-	-	-	-	-	-	-	-	-	-
Tennessee State	DNP	-	-	-	-	-	-	-	-	-	-	-
at Murray State	DNP	-	-	-	-	-	-	-	-	-	-	-
at Austin Peay	DNP	-	-	-	-	-	-	-	-	-	-	-
Morehead State	DNP	-	-	-	-	-	-	-	-	-	-	-
Eastern Kentucky	DNP	-	-	-	-	-	-	-	-	-	-	-
at SIU Edwardsville	DNP	-	-	-	-	-	-	-	-	-	-	-
at Eastern Illinois	DNP	-	-	-	-	-	-	-	-	-	-	-
at Tennessee Tech	DNP	-	-	-	-	-	-	-	-	-	-	-
at Jacksonville State	DNP	-	-	-	-	-	-	-	-	-	-	-
Murray State	DNP	-	-	-	-	-	-	-	-	-	-	-
Austin Peay	DNP	-	-	-	-	-	-	-	-	-	-	-
at Morehead State	DNP	-	-	-	-	-	-	-	-	-	-	-
at UT Martin												
Eastern Illinois												
SIU Edwardsville												
at Eastern Kentucky												
UT Martin												

* - Game Started

2017-18 SEASON-HIGHS

Points	8	at Southern Illinois (12/9/17)
Total Rebounds	5	at Southern Illinois (12/9/17)
Offensive	-	
Defensive	5	at Southern Illinois (12/9/17)
FG Made	2	2x, last at Southern Illinois (12/9/17)
FG Attempted.....	5	vs. UMKC (12/6/17)
3-Point FG Made.....	1	2x, last at Kansas State (12/16/17)
3-Point FG Attempted	1	3x, last at Kansas State (12/16/17)
FT Made.....	3	at Southern Illinois (12/9/17)
FT Attempted.....	4	at Southern Illinois (12/9/17)
Assists	2	vs. UMKC (12/6/17)
Blocks.....	-	
Steals.....	3	at Southern Illinois (12/9/17)
Minutes	17	at Southern Illinois (12/9/17)

CAREER-HIGHS

Points	12	vs. Hannibal-LaGrange (11/13/16)
Total Rebounds	5	at Southern Illinois (12/9/17)
Offensive	1	2x, last at Western Illinois (11/16/16)
Defensive	5	at Southern Illinois (12/9/17)
FG Made	5	2x, last at Bradley (11/18/16)
FG Attempted.....	7	2x, last at Bradley (11/18/16)
3-Point FG Made.....	1	2x, last at Kansas State (12/16/17)
3-Point FG Attempted.....	1	3x, last at Kansas State (12/16/17)
FT Made.....	4	at Western Illinois (11/16/16)
FT Attempted.....	6	at Western Illinois (11/16/16)
Assists	3	2x, last vs. Hannibal-LaGrange (11/13/16)
Blocks.....	1	2x, last vs. Bradley (11/18/16)
Steals.....	4	vs. Hannibal-LaGrange (11/13/16)
Minutes	22	at Bradley (11/18/16)

CAREER STATISTICS AT SOUTHEAST MISSOURI

Overall

Season	G-GS	Min	Avg	FG-FGA	Pct	3FG-3FGA	Pct	FT-FTA	Pct	Off	Def	Tot	Avg	PF	FO	A	TO	Blk	Stl	Pts	Avg
2016-17	5-3	103	20.6	13-27	.481	0-1	.000	8-10	.800	2	9	11	2.2	9	0	6	7	2	7	34	6.8
2017-18	3-0	43	14.3	5-10	.500	2-3	.667	5-6	.833	0	5	5	1.7	9	0	3	6	0	3	17	5.7
Total	8-3	146	18.3	18-37	.486	2-4	.500	13-16	.813	2	14	16	2.0	18	0	9	13	2	10	51	6.4

Ohio Valley Conference Games Only

Season	G-GS	Min	Avg	FG-FGA	Pct	3FG-3FGA	Pct	FT-FTA	Pct	Off	Def	Tot	Avg	PF	FO	A	TO	Blk	Stl	Pts	Avg
2017-18																					

Southeast Missouri State

REDHAWKS

PLAYER PROFILES



ISAIAH GABLE

Forward

6-7 / 195 / Freshman (1)

Greenville, Ohio

Greenville

13

2017-18: Missed the last 11 games with a fracture in his right foot... Appeared in his first NCAA Division I game vs. Missouri Baptist (11/10)...Saw action in 12 games off the bench...Averages 4.5 points and 1.6 rebounds a game...Scored a season-high nine points on a perfect 3-of-3 three-pointers in 12 minutes at N.C. Central (12/2)...Dropped in eight points and grabbed 10 rebounds in a season-high 19 minutes vs. Hannibal-LaGrange (11/28)... Matched a season-best nine points and three 3-pointers made vs. Bradley (12/20)...Scored eight points off the bench in his Ohio Valley Conference debut vs. Belmont (12/28).

Prep: Averaged 21.2 points, 7.4 rebounds and 3.1 assists as Greenville High School's top scorer as a senior...Garnered First-Team Great Western Ohio Conference honors and was a Third-Team Southwest Ohio All-District selection...Earned Division I Academic All-Ohio accolades...Four-year letterman who finished his prep career with 136 three-pointers, most in Greenville High School history...Accumulated a total of 1,184 points which were good for third-most on the school's all-time scoring list.

GABLE'S GAME-BY-GAME STATISTICS

2017-18	FG	3P	FT	O/D	REB	E	PTS	A	TO	B	S	M
Missouri Baptist	1-3	0-2	0-0	0/0	0	2	2	1	1	0	0	11
at Louisiana Tech	DNP	-	-	-	-	-	-	-	-	-	-	-
at Evansville	1-3	0-1	0-0	0/2	2	1	2	1	0	0	0	13
vs. CSUN	0-2	0-2	1-2	0/2	2	1	1	1	1	0	0	10
vs. Montana State	DNP	-	-	-	-	-	-	-	-	-	-	-
N.C. Central	0-0	0-0	0-0	0/0	0	0	0	0	0	0	0	0+
Hannibal-LaGrange	2-4	1-3	3-4	0/10	10	2	8	0	2	0	0	19
at N.C. Central	3-3	3-3	0-0	0/0	0	1	9	0	0	0	0	12
UMKC	1-2	1-1	0-0	0/0	0	0	3	0	0	0	0	9
at Southern Illinois	2-6	2-5	0-1	0/1	1	1	6	0	0	0	0	20
at Kansas State	1-4	0-2	0-0	0/0	0	2	2	0	0	0	0	12
Bradley	3-5	3-4	0-0	0/1	1	2	9	1	0	0	0	17
at Saint Louis	1-6	1-4	0-0	0/1	1	2	3	0	2	0	0	17
Belmont	2-6	1-3	3-4	1/3	4	2	8	0	0	0	0	23
Tennessee State	2-5	1-4	0-0	0/0	0	0	5	1	0	0	0	9
at Murray State	DNP	-	-	-	-	-	-	-	-	-	-	-
at Austin Peay	DNP	-	-	-	-	-	-	-	-	-	-	-
Morehead State	DNP	-	-	-	-	-	-	-	-	-	-	-
Eastern Kentucky	DNP	-	-	-	-	-	-	-	-	-	-	-
at SIU Edwardsville	DNP	-	-	-	-	-	-	-	-	-	-	-
at Eastern Illinois	DNP	-	-	-	-	-	-	-	-	-	-	-
at Tennessee Tech	DNP	-	-	-	-	-	-	-	-	-	-	-
at Jacksonville State	DNP	-	-	-	-	-	-	-	-	-	-	-
Murray State	DNP	-	-	-	-	-	-	-	-	-	-	-
Austin Peay	DNP	-	-	-	-	-	-	-	-	-	-	-
at Morehead State	DNP	-	-	-	-	-	-	-	-	-	-	-
at UT Martin												
Eastern Illinois												
SIU Edwardsville												
at Eastern Kentucky												
UT Martin												

* - Game Started

2017-18 SEASON/CAREER-HIGHS

Points	9	2x, last vs. Bradley (12/20/17)
Total Rebounds	10	vs. Hannibal-LaGrange (11/28/17)
Offensive	1	vs. Belmont (12/28/17)
Defensive	10	vs. Hannibal-LaGrange (11/28/17)
FG Made	3	2x, last vs. Bradley (12/20/17)
FG Attempted.....	6	3x, last vs. Belmont (12/28/17)
3-Point FG Made.....	3	2x, last vs. Bradley (12/20/17)
3-Point FG Attempted.....	5	at Southern Illinois (12/9/16)
FT Made.....	3	2x, last vs. Belmont (12/28/17)
FT Attempted.....	4	2x, last vs. Belmont (12/28/17)
Assists	1	5x, last vs. Tennessee State (12/31/17)
Blocks.....	-	
Steals.....	-	
Minutes	23	vs. Belmont (12/28/17)

CAREER STATISTICS AT SOUTHEAST MISSOURI


Overall

Season	G-GS	Min	Avg	FG-FGA	Pct	3FG-3FGA	Pct	FT-FTA	Pct	Off	Def	Tot	Avg	PF	FO	A	TO	Blk	Stl	Pts	Avg
2017-18	13-0	172	13.2	19-49	.388	13-34	.382	7-11	.636	1	20	21	1.6	16	0	5	6	0	0	58	4.5

Ohio Valley Conference Games Only

Season	G-GS	Min	Avg	FG-FGA	Pct	3FG-3FGA	Pct	FT-FTA	Pct	Off	Def	Tot	Avg	PF	FO	A	TO	Blk	Stl	Pts	Avg
2017-18	2-0	32	16.0	4-11	.364	2-7	.286	3-4	.750	1	3	4	2.0	2	0	1	0	0	0	13	6.5

PLAYER PROFILES



SKYLER HOGAN

Guard

6-3 / 180 / Sophomore (3)

Melbourne, Fla. / Holy Trinity

Episcopal / Embry-Riddle

22

Elite and efficient scorer in a very challenging conference at Embry-Riddle, which completed the transition from NAIA to NCAA Division II membership in July...A 4-4 transfer who will sit out the 2017-18 season...Has two years of eligibility remaining.

Embry-Riddle: Played the last two seasons at Embry-Riddle...Led the Eagles with 18.8 points and 8.2 rebounds per game in 2016-17...Was also the team's top 3-point shooter with a 42.8 percent (71-of-166) clip...Scored double figures a total of 21 times with a career-best 40 points in the season-finale against Barry University...Averaged 6.1 points and 5.2 rebounds in 26 games and two starts as a freshman...Notched a seasonj-high 13 points against Palm Beach Atlantic and recorded 13 points and 11 rebounds for his first career double-double vs. Saint Leo that year.

Prep: Graduated from Holy Trinity Episcopal Academy...Led Holy Trinity to the FHSAA 4A State Semifinals as a senior, averaging 17.2 points, nine rebounds, three assists and two steals...Helped lead the Tigers to a 26-4 record as a junior.

HOGAN'S GAME-BY-GAME STATISTICS													
2017-18	FG	3P	FT	O/D	REB	F	PTS	A	TO	B	S	M	
Missouri Baptist	DNP	-	-	-	-	-	-	-	-	-	-	-	
at Louisiana Tech	DNP	-	-	-	-	-	-	-	-	-	-	-	
at Evansville	DNP	-	-	-	-	-	-	-	-	-	-	-	
vs. CSUN	DNP	-	-	-	-	-	-	-	-	-	-	-	
vs. Montana State	DNP	-	-	-	-	-	-	-	-	-	-	-	
N.C. Central	DNP	-	-	-	-	-	-	-	-	-	-	-	
Hannibal-LaGrange	DNP	-	-	-	-	-	-	-	-	-	-	-	
at N.C. Central	DNP	-	-	-	-	-	-	-	-	-	-	-	
UMKC	DNP	-	-	-	-	-	-	-	-	-	-	-	
at Southern Illinois	DNP	-	-	-	-	-	-	-	-	-	-	-	
at Kansas State	DNP	-	-	-	-	-	-	-	-	-	-	-	
Bradley	DNP	-	-	-	-	-	-	-	-	-	-	-	
at Saint Louis	DNP	-	-	-	-	-	-	-	-	-	-	-	
Belmont	DNP	-	-	-	-	-	-	-	-	-	-	-	
Tennessee State	DNP	-	-	-	-	-	-	-	-	-	-	-	
at Murray State	DNP	-	-	-	-	-	-	-	-	-	-	-	
at Austin Peay	DNP	-	-	-	-	-	-	-	-	-	-	-	
Morehead State	DNP	-	-	-	-	-	-	-	-	-	-	-	
Eastern Kentucky	DNP	-	-	-	-	-	-	-	-	-	-	-	
at SIU Edwardsville	DNP	-	-	-	-	-	-	-	-	-	-	-	
at Eastern Illinois	DNP	-	-	-	-	-	-	-	-	-	-	-	
at Tennessee Tech	DNP	-	-	-	-	-	-	-	-	-	-	-	
at Jacksonville State	DNP	-	-	-	-	-	-	-	-	-	-	-	
Murray State	DNP	-	-	-	-	-	-	-	-	-	-	-	
Austin Peay	DNP	-	-	-	-	-	-	-	-	-	-	-	
at Morehead State	DNP	-	-	-	-	-	-	-	-	-	-	-	
at UT Martin													
Eastern Illinois													
SIU Edwardsville													
at Eastern Kentucky													
UT Martin													
* - Game Started													

PLAYER PROFILES



RAY KOWALSKI

Guard

6-3 / 195 / Freshman (2)

Concord, N.C.

Concord

3

2017-18: Missed his first game of the season at Kansas State (12/16) with a hamstring injury...Scored double figures for the first time in his career when he finished with 12 points at Louisiana Tech (11/13)...Buried three 3-pointers in 22 minutes against the Bulldogs...Averages 4.4 points and 1.2 rebounds per contest in 23 games and five starts...Scored two points and had one assist in his first career start vs. Missouri Baptist (11/10)...Pitched in 10 points for his second double figure scoring game vs. Cal State Northridge (Nov. 21)...Dropped in a season-high 16 points and buried a season-best 4-of-5 threes vs. UMKC (12/6)...Scored double figures in five games...Added 10 points in 20 minutes vs. Bradley (12/20)...Returned to score eight points in 15 minutes off the bench at SIU Edwardsville (1/18) after missing two-straight games due to illness...Has not missed a free throw (12-of-12)...Scored 11 points on a perfect 4-of-4 field goals and hit three 3-pointers vs. Austin Peay (2/3), his first double-digit scoring game since Dec. 20.

KOWALSKI'S GAME-BY-GAME STATISTICS																
2017-18	FG	3P	FT	O/D	REB	F	PTS	A	TO	B	S	M				
Missouri Baptist*	1-6	0-1	0-0	0/0	0	3	2	1	1	0	1	16				
at Louisiana Tech*	4-10	3-5	1-1	1/1	2	1	12	1	0	0	0	22				
at Evansville*	2-4	1-2	0-0	0/3	3	2	5	0	4	0	0	25				
vs. CSUN*	4-12	2-7	0-0	0/1	1	0	10	1	0	0	1	29				
vs. Montana State*	1-4	0-2	1-1	0/0	0	2	3	1	2	0	0	18				
N.C. Central	1-2	0-1	2-2	0/1	1	0	4	1	1	0	0	16				
Hannibal-LaGrange	1-5	0-3	0-0	0/1	1	1	2	1	1	0	1	17				
at N.C. Central	1-3	1-2	0-0	1/2	3	2	3	1	1	0	0	16				
UMKC	5-7	4-5	2-2	1/2	3	1	16	1	0	0	0	25				
at Southern Illinois	0-3	0-2	0-0	0/2	2	1	0	0	0	0	0	17				
at Kansas State	DNP	-	-	-	-	-	-	-	-	-	-	-				
Bradley	3-8	2-5	2-2	0/3	3	0	10	1	0	0	0	20				
at Saint Louis	0-5	0-4	0-0	0/0	0	0	0	1	0	0	0	9				
Belmont	1-3	0-2	0-0	0/0	0	0	2	1	1	0	1	9				
Tennessee State	0-2	0-2	0-0	0/2	2	1	0	0	1	0	0	9				
at Murray State	1-2	1-1	0-0	1/0	1	1	3	1	1	0	0	13				
at Austin Peay	0-0	0-0	0-0	0/0	0	0	0	0	0	0	1	6				
Morehead State	DNP	-	-	-	-	-	-	-	-	-	-	-				
Eastern Kentucky	DNP	-	-	-	-	-	-	-	-	-	-	-				
at SIU Edwardsville	2-4	2-4	2-2	0/0	0	1	8	1	0	0	0	15				
at Eastern Illinois	0-0	0-0	0-0	0/1	1	0	0	1	2	0	0	11				
at Tennessee Tech	1-1	1-1	2-2	0/1	1	0	5	0	1	0	0	17				
at Jacksonville State	1-3	1-3	0-0	0/1	1	4	3	1	1	0	0	21				
Murray State	0-2	0-1	0-0	0/0	0	0	0	0	0	0	0	17				
Austin Peay	4-4	3-3	0-0	0/2	2	1	11	0	1	0	0	19				
at Morehead State	1-3	1-1	0-0	0/0	0	1	3	0	0	0	0	18				
at UT Martin																
Eastern Illinois																
SIU Edwardsville																
at Eastern Kentucky																
UT Martin																
* - Game Started																


2017-18 SEASON/CAREER-HIGHS																
Points	16															vs. UMKC (12/6/17)
Total Rebounds	3															4x, last vs. Bradley (12/20/17)
Offensive	1															4x, last at Murray State (1/4/18)
Defensive	3															2x, last vs. Bradley (12/20/17)
FG Made	5															vs. UMKC (12/6/17)
FG Attempted.....	12															vs. Cal State Northridge (11/21/17)
3-Point FG Made.....	4															vs. UMKC (12/6/17)
3-Point FG Attempted.....	5															3x, last vs. Bradley (12/20/17)
FT Made.....	2															5x, last at Tennessee Tech (1/25/18)
FT Attempted.....	2															5x, last at Tennessee Tech (1/25/18)
Assists	1															15x, last at Jacksonville State (1/27/18)
Blocks.....	-															-
Steals.....	1															5x, last at Austin Peay (1/6/18)
Minutes	29															vs. Cal State Northridge (11/21/17)

CAREER STATISTICS AT SOUTHEAST MISSOURI																					
Overall																					
Season	G-GS	Min	Avg	FG-FGA	Pct	3FG-3FGA	Pct	FT-FTA	Pct	Off	Def	Tot	Avg	PF	FO	A	TO	Blk	Stl	Pts	Avg
2016-17	-	Redshirted	-	-	-	-	-	-	-	-	-	-	-	-	-	-	-	-	-	-	-
2017-18	23-5	385	16.7	34-93	.366	22-57	.386	12-12	1.000	4	23	27	1.2	22	0	15	18	0	5	102	4.4
Total	23-5	385	16.7	34-93	.366	22-57	.386	12-12	1.000	4	23	27	1.2	22	0	15	18	0	5	102	4.4
Ohio Valley Conference Games Only																					
Season	G-GS	Min	Avg	FG-FGA	Pct	3FG-3FGA	Pct	FT-FTA	Pct	Off	Def	Tot	Avg	PF	FO	A	TO	Blk	Stl	Pts	Avg
2016-17	-	Redshirted	-	-	-	-	-	-	-	-	-	-	-	-	-	-	-	-	-	-	-
2017-18	11-0	155	14.1	11-24	.458	9-18	.500	4-4	1.000	1	7	8	0.7	9	0	5	8	0	2	35	3.2
Total	11-0	155	14.1	11-24	.458	9-18	.500	4-4	1.000	1	7	8	0.7	9	0	5	8	0	2	35	3.2

Southeast Missouri State

REDHAWKS

PLAYER PROFILES



MARK LAROS

Center

6-10 / 223 / Junior (3)

Hengelo, Netherlands/Montessori College Twente / Mineral Area

42

2017-18: Missed four games with mononucleosis...Returned to play six minutes vs. Bradley (12/20)...Ranks fourth on the team with 3.8 rebounds per game and is scoring 4.4 points per contest in 22 games and seven starts...Narrowly missed a double-double with nine points and nine rebounds in his first career start vs. Missouri Baptist (11/10)...Made a near-perfect 4-of-5 field goals and added a block....Played 27 minutes in his first career game at Southeast...Is shooting a team-high 63.4 percent (45-of-71) from the field...Grabbed at least eight rebounds in three of his starts... Scored double figures for the first time in his career when he finished with 10 points vs. Hannibal-LaGrange (11/28)...Had a season-high 11 points and eight rebounds in his first career Ohio Valley Conference start vs. Morehead State (1/11)...Pitched in 10 points in 20 minutes off the bench vs. Austin Peay (2/3).

LAROS' GAME-BY-GAME STATISTICS																
2017-18	FG	3P	FT	O/D	REB	F	PTS	A	TO	B	S	M				
Missouri Baptist*	4-5	0-0	1-1	4/5	9	2	9	0	3	1	1	27				
at Louisiana Tech*	2-4	0-0	1-1	4/0	4	1	5	0	1	1	1	13				
at Evansville*	0-0	0-0	1-2	0/0	0	3	1	0	2	1	0	13				
vs. CSUN*	4-9	0-0	0-0	4/5	9	2	8	1	3	1	0	24				
vs. Montana State*	1-1	0-0	0-0	1/2	3	1	2	0	0	1	0	14				
N.C. Central	1-2	0-0	2-2	2/2	4	0	4	1	0	0	1	13				
Hannibal-LaGrange	5-6	0-0	0-2	3/2	5	1	10	0	0	1	1	20				
at N.C. Central	DNP	-	-	-	-	-	-	-	-	-	-	-				
UMKC	DNP	-	-	-	-	-	-	-	-	-	-	-				
at Southern Illinois	DNP	-	-	-	-	-	-	-	-	-	-	-				
at Kansas State	DNP	-	-	-	-	-	-	-	-	-	-	-				
Bradley	1-1	0-0	0-0	0/0	0	0	2	0	0	0	0	6				
at Saint Louis	2-5	0-0	0-0	1/2	3	1	4	0	1	0	0	15				
Belmont	2-3	0-0	0-0	3/2	5	1	4	0	2	0	0	19				
Tennessee State	0-0	0-0	0-0	1/2	3	0	0	0	0	0	0	11				
at Murray State	4-5	0-1	1-2	0/2	2	0	9	0	1	0	0	8				
at Austin Peay	1-3	0-0	0-0	2/1	3	2	2	0	0	0	0	13				
Morehead State*	5-7	0-1	1-2	3/5	8	1	11	1	1	1	1	33				
Eastern Kentucky*	1-3	0-1	0-0	2/3	5	0	2	0	2	1	0	11				
at SIU Edwardsville	4-4	0-0	0-0	1/3	4	3	8	2	2	0	0	23				
at Eastern Illinois	0-1	0-0	0-0	1/1	2	2	0	0	0	0	0	9				
at Tennessee Tech	0-2	0-1	0-0	0/3	3	3	0	2	0	0	2	16				
at Jacksonville State	1-1	0-0	0-0	0/1	1	2	2	0	1	0	0	17				
Murray State	1-3	0-0	0-0	1/2	3	1	2	0	0	0	1	19				
Austin Peay	5-5	0-0	0-1	1/2	3	3	10	0	2	2	0	20				
at Morehead State	1-1	0-0	0-0	1/3	4	2	2	0	1	1	0	14				
at UT Martin																
Eastern Illinois																
SIU Edwardsville																
at Eastern Kentucky																
UT Martin																
* - Game Started																

2017-18 SEASON/CAREER-HIGHS																
Points	11															vs. Morehead State (1/11/18)
Total Rebounds	9															vs. Missouri Baptist (11/10/17)
Offensive	4															3x, last vs. Cal State Northridge (11/21/17)
Defensive	5															3x, last vs. Morehead State (1/11/18)
FG Made	5															2x, last vs. Austin Peay (2/3/18)
FG Attempted.....	9															vs. Cal State Northridge (11/21/17)
3-Point FG Made.....	-															-
3-Point FG Attempted.....	1															2x, last vs. Morehead State (1/11/18)
FT Made.....	2															vs. N.C. Central (11/26/17)
FT Attempted.....	2															5x, last vs. Morehead State (1/11/18)
Assists	2															2x, last at Tennessee Tech (1/25/18)
Blocks.....	2															vs. Austin Peay (2/3/18)
Steals.....	2															at Tennessee Tech (1/25/18)
Minutes	33															vs. Morehead State (1/11/18)

CAREER STATISTICS AT SOUTHEAST MISSOURI																
Overall																
Season	G-GS	Min	Avg	FG-FGA	Pct	3FG-3FGA	Pct	FT-FTA	Pct	Off	Def	Tot	Avg	PF	FQ	A
2017-18	22-7	358	16.3	45-71	.634	0-4	.000	7-13	.538	35	48	83	3.8	31	0	7
Ohio Valley Conference Games Only																
Season	G-GS	Min	Avg	FG-FGA	Pct	3FG-3FGA	Pct	FT-FTA	Pct	Off	Def	Tot	Avg	PF	FQ	A
2017-18	13-2	213	16.4	25-38	.658	0-4	.000	2-5	.400	16	30	46	3.5	20	0	5

Southeast Missouri State

REDHAWKS

PLAYER PROFILES



DONNIE LEWIS

Guard

6-1 / 170 / Junior (3)

Lexington, Ky. / Paul Dunbar Spalding University

15

2017-18: Walk-on who played in his first career game vs. Missouri Baptist (11/10)...Tallied five minutes off the bench...Dished out a career-high four assists vs. Tennessee State (12/31)...Appeared in all 26 games...Logged a season-high 20 minutes vs. Tennessee State (12/31)...Scored his first career point on a free throw vs. N.C. Central (11/26)...Made his first career 3-pointer at Murray State (1/4)...Had two points in 25 minutes during his first career start vs. Morehead State (1/11)...Made two big free throws with 31 seconds left to help the Redhawks close out their win against the Eagles... Started two games...Dropped in another 3-pointer at Eastern Illinois (1/20)... Matched a career-high four assists at Jacksonville State (1/27)...Drained his third 3-pointer of the season at Morehead State (2/8).

LEWIS' GAME-BY-GAME STATISTICS																
2017-18	FG	3P	FT	O/D	REB	F	PTS	A	TO	B	S	M				
Missouri Baptist	0-0	0-0	0-0	0/0	0	0	0	0	0	0	0	5				
at Louisiana Tech	0-0	0-0	0-0	0/0	0	4	0	3	0	0	0	9				
at Evansville	0-0	0-0	0-0	0/0	0	2	0	0	0	0	0	10				
vs. CSUN	0-0	0-0	0-0	0/1	1	2	0	1	0	0	0	12				
vs. Montana State	0-1	0-1	0-0	0/1	1	1	0	0	0	0	0	5				
N.C. Central	0-0	0-0	1-2	1/0	1	0	1	0	0	0	0	9				
Hannibal-LaGrange	0-0	0-0	0-0	0/0	0	0	0	3	1	0	0	2				
at N.C. Central	0-0	0-0	0-0	1/0	1	1	0	1	0	0	0	7				
UMKC	0-0	0-0	0-0	1/1	2	1	0	0	0	0	0	6				
at Southern Illinois	0-0	0-0	0-0	0/0	0	1	0	0	0	0	0	10				
at Kansas State	0-0	0-0	0-0	0/0	0	2	0	2	0	0	0	1				
Bradley	0-0	0-0	0-0	1/0	1	2	0	0	0	0	0	3				
at Saint Louis	0-0	0-0	0-0	0/0	0	1	0	0	1	0	0	18				
Belmont	0-0	0-0	0-0	0/0	0	0	0	1	0	0	0	1				
Tennessee State	0-0	0-0	0-0	1/2	3	3	0	4	2	0	0	1				
at Murray State	1-1	1-1	0-0	0/0	0	3	3	3	3	0	0	16				
at Austin Peay	0-0	0-0	0-0	0/0	0	2	0	2	0	0	0	12				
Morehead State*	0-2	0-2	2-3	0/2	2	2	2	2	1	0	0	25				
Eastern Kentucky*	1-1	0-0	0-0	0/0	0	2	2	3	1	0	1	12				
at SIU Edwardsville	0-0	0-0	0-0	1/0	1	0	0	2	0	0	0	8				
at Eastern Illinois	1-1	1-1	0-0	0/0	0	0	3	1	1	0	1	4				
at Tennessee Tech	0-0	0-0	0-0	0/0	0	1	0	2	0	0	0	7				
at Jacksonville State	0-1	0-1	0-0	1/1	2	1	0	4	0	0	0	8				
Murray State	0-0	0-0	0-0	0/2	2	2	0	0	1	0	0	11				
Austin Peay	0-0	0-0	0-0	0/0	0	0	0	2	0	0	0	9				
at Morehead State	1-2	1-2	0-0	0/0	0	0	3	1	1	0	1	11				
at UT Martin																
Eastern Illinois																
SIU Edwardsville																
at Eastern Kentucky																
UT Martin																
* - Game Started																

2017-18 SEASON/CAREER-HIGHS																
Points	3															3x, last at Morehead State (2/8/18)
Total Rebounds	3															vs. Tennessee State (12/31/17)
Offensive	1															5x, last at Jacksonville State (1/27/18)
Defensive	2															3x, last vs. Murray State (2/1/18)
FG Made	1															4x, last at Morehead State (2/8/18)
FG Attempted.....	2															2x, last at Morehead State (2/8/18)
3-Point FG Made.....	1															3x, last at Morehead State (2/8/18)
3-Point FG Attempted.....	2															2x, last at Morehead State (2/8/18)
FT Made.....	2															vs. Morehead State (1/11/18)
FT Attempted.....	3															vs. Morehead State (1/11/18)
Assists	4															2x, last at Jacksonville State (1/27/18)
Blocks.....	-															-
Steals.....	2															vs. Hannibal-LaGrange (11/28/17)
Minutes	25															vs. Morehead State (1/11/18)

CAREER STATISTICS AT SOUTHEAST MISSOURI		
---	--	--

Southeast Missouri State
REDHAWKS

PLAYER PROFILES

Player profile for Denzel Mahoney, Guard/Forward, 6-4, 213 lbs, Sophomore (2). Includes a photo and jersey number 34.

Went over 1,000 career points when he pitched in 15 at Morehead State (2/8)... Has 1,006 points in his two-year career...Southeast's only returning starter... Started 59 consecutive games...Scored double figures in 35 of his last 37 con- tests dating back to last season...Finished with 10 or more points in 51 career games.

2017-18: Preseason All-Ohio Valley Conference selection...Named to the Mayan Division Cancun Challenge All-Tournament Team...Opened the season with a game-high 21 points, grabbed two rebounds, dished out one assist and had a block in 32 minutes vs. Missouri Baptist (11/10)...Made a perfect 11-of-11 free throws in that game...Three days later, he dropped in 25 points and had seven re- bounds at Louisiana Tech (11/13)...Leads the Redhawks and is second in the Ohio Valley Conference in scoring with 19.7 points per contest...Is sixth in the league in free throw percentage (.835), fifth in 3-point field goal percentage (.423), 11th in 3-point field goals made (52) and 17th in minutes played (30.5)...Poured in a career-high 36 points on his 20th birthday at SIU Edwardsville (1/18)...Dropped in 30 points vs. Murray State (2/1), his second 30-point game this year...Buried a big 3-pointer with 36 seconds left after UMKC (12/6) pulled to within two points...Answered with another clutch 3-pointer, this time when Southern Illinois (12/9) narrowed Southeast's lead to five...Scored 20 or more points 12 times... Scored double figures in 17-straight games from Nov. 21-Jan. 20...Opened OVC play with a 19-point effort vs. Belmont (12/28) and his first career double-double of 22 points and 11 rebounds vs. Tennessee State (12/31)...Is scoring 21.3 points per game in league play...Scored double figures in 24 games.

2017-18 SEASON-HIGHS

Table with 2 columns: Statistic and Value. Rows include Points, Total Rebounds, Offensive/Defensive, FG Made/Attempted, 3-Point FG Made/Attempted, FT Made/Attempted, Assists, Blocks, Steals, and Minutes.

MAHONEY'S GAME-BY-GAME STATISTICS. Table with 17 columns: Date, FG, 3P, FT, O/D, REB, F, PTS, A, TO, B, S, M, and 10 rows of game data.

CAREER-HIGHS

Table with 2 columns: Statistic and Value. Rows include Points, Total Rebounds, Offensive/Defensive, FG Made/Attempted, 3-Point FG Made/Attempted, FT Made/Attempted, Assists, Blocks, Steals, and Minutes.

CAREER STATISTICS AT SOUTHEAST MISSOURI. Table with 20 columns: Season, G-GS, Min, Avg, FG-FGA, Pct, 3FG-3FGA, Pct, FT-FTA, Pct, Off, Def, Tot, Avg, PF, FO, A, TO, Blk, Stl, Pts, Avg. Includes Overall and Ohio Valley Conference Games Only sections.

Southeast Missouri State
REDHAWKS

PLAYER PROFILES

Player profile for Daniel Simmons, Guard, 6-2, 196 lbs, Senior (4). Includes a photo and jersey number 23.

2017-18: Dropped in 13 points, pulled down two rebounds and dished out two assists in his first career start vs. Missouri Baptist (11/10)...Played 28 minutes against the Spartans...Scored 11 points and had three assists at Louisiana Tech (11/13)...Ranks third on the team in scoring with 12.3 points per game...Netted a career-high 26 points at Eastern Illinois (1/20)...Scored 22 points vs. Eastern Kentucky (1/13)...Scored double figures in 16 of his last 22 contests...Is third on the team with 37 three-pointers made...Ranks 23rd in the Ohio Valley Conference in scoring and is sixth in 3-point field goal percentage (.416).

2017-18 SEASON-HIGHS

Table with 2 columns: Statistic and Value. Rows include Points, Total Rebounds, Offensive/Defensive, FG Made/Attempted, 3-Point FG Made/Attempted, FT Made/Attempted, Assists, Blocks, Steals, and Minutes.

CAREER STATISTICS AT SOUTHEAST MISSOURI. Table with 20 columns: Season, G-GS, Min, Avg, FG-FGA, Pct, 3FG-3FGA, Pct, FT-FTA, Pct, Off, Def, Tot, Avg, PF, FO, A, TO, Blk, Stl, Pts, Avg. Includes Overall and Ohio Valley Conference Games Only sections.

SIMMONS' GAME-BY-GAME STATISTICS. Table with 17 columns: Date, FG, 3P, FT, O/D, REB, F, PTS, A, TO, B, S, M, and 10 rows of game data.

CAREER-HIGHS

Table with 2 columns: Statistic and Value. Rows include Points, Total Rebounds, Offensive/Defensive, FG Made/Attempted, 3-Point FG Made/Attempted, FT Made/Attempted, Assists, Blocks, Steals, and Minutes.

CAREER STATISTICS AT SOUTHEAST MISSOURI. Table with 20 columns: Season, G-GS, Min, Avg, FG-FGA, Pct, 3FG-3FGA, Pct, FT-FTA, Pct, Off, Def, Tot, Avg, PF, FO, A, TO, Blk, Stl, Pts, Avg. Includes Overall and Ohio Valley Conference Games Only sections.

Southeast Missouri State REDHAWKS

PLAYER PROFILES



MILOS VRANES

Forward

6-7 / 200 / Senior (4)

Belgrade, Serbia / Third Belgrade

N.D. State College of Science

4

2017-18: Notched his first career double-double when he finished with 16 points and 10 rebounds at Evansville (Nov. 16)...Scored five points and finished with three rebounds in 13 minutes off the bench vs. Missouri Baptist (11/10)...Added three points in 13 minutes at Louisiana Tech (11/13)...Averages 5.8 points and 4.3 rebounds a game...Ranks third on the team in rebounding...Scored three points and had seven boards in his first career start vs. N.C. Central (11/26)...Finished with 10 points and four rebounds at N.C. Central (12/2)...Dropped in 14 points and had six rebounds in 22 minutes at Southern Illinois (12/9)...Started 15 of the last 20 games...Scored double figures for the fifth time when he finished with 10 points at Murray State (1/4)...Turned in his second double-double of the season with 10 points and 10 rebounds against the Racers...Played a career-high 35 minutes at Austin Peay (1/6).

VRANES' GAME-BY-GAME STATISTICS

2017-18	FG	3P	FT	O/D	REB	F	PTS	A	TO	B	S	M
Missouri Baptist	2-4	1-3	0-0	0/3	3	2	5	0	0	0	1	13
at Louisiana Tech	1-3	1-3	0-0	0/5	5	1	3	2	0	0	0	13
at Evansville	6-11	3-6	1-2	3/7	10	3	16	0	1	0	0	28
vs. CSUN	0-3	0-2	0-0	0/2	2	2	0	0	2	0	1	14
vs. Montana State	4-6	0-1	0-0	2/2	4	2	8	2	1	0	1	21
N.C. Central*	1-6	1-3	0-0	1/6	7	2	3	0	4	0	0	19
Hannibal-LaGrange*	1-5	0-2	1-2	2/1	3	1	3	0	0	1	0	13
at N.C. Central*	4-7	1-2	1-2	1/3	4	3	10	1	1	2	0	26
UMKC*	2-5	1-3	0-1	1/6	7	3	5	1	2	1	0	24
at Southern Illinois*	4-7	2-3	4-6	2/4	6	3	14	0	1	0	1	22
at Kansas State*	3-4	2-3	0-0	1/5	6	2	8	1	2	0	0	19
Bradley*	2-7	0-4	0-1	1/5	6	1	4	2	3	0	1	25
at Saint Louis*	3-4	1-2	0-0	1/1	2	2	7	0	1	0	0	19
Belmont	0-2	0-1	0-0	1/1	2	1	0	1	1	0	0	8
Tennessee State*	4-7	3-6	1-2	1/5	6	1	12	2	3	0	1	21
at Murray State*	3-7	2-4	2-4	3/7	10	2	10	0	1	0	0	29
at Austin Peay*	2-5	2-5	1-2	1/4	5	5	7	0	2	0	0	35
Morehead State	DNP	-	-	-	-	-	-	-	-	-	-	-
Eastern Kentucky	2-3	1-2	0-0	0/2	2	3	5	1	0	0	0	16
at SIU Edwardsville*	1-2	0-1	1-2	0/1	1	2	3	1	2	0	1	15
at Eastern Illinois*	1-7	1-5	0-0	1/1	2	0	3	3	0	0	0	20
at Tennessee Tech*	2-4	1-2	0-0	1/2	3	1	5	0	3	0	0	20
at Jacksonville State*	1-3	1-2	0-0	0/0	0	2	3	1	3	0	1	13
Murray State	0-1	0-1	0-0	0/2	2	0	0	0	1	0	0	8
Austin Peay	2-4	1-2	0-0	2/4	6	4	5	0	2	0	0	28
at Morehead State	2-5	2-5	0-0	1/2	3	1	6	0	3	1	0	14
at UT Martin												
Eastern Illinois												
SIU Edwardsville												
at Eastern Kentucky												
UT Martin												

* - Game Started

2017-18 SEASON-HIGHS

Points	16	at Evansville (11/16/17)
Total Rebounds	10	2x, last at Murray State (1/4/18)
Offensive	3	2x, last at Murray State (1/4/18)
Defensive	7	2x, last at Murray State (1/4/18)
FG Made	6	at Evansville (11/16/17)
FG Attempted	11	at Evansville (11/16/17)
3-Point FG Made	3	2x, last vs. Tennessee State (12/31/17)
3-Point FG Attempted	6	2x, last vs. Tennessee State (12/31/17)
FT Made	4	at Southern Illinois (12/9/17)
FT Attempted	6	at Southern Illinois (12/9/17)
Assists	3	at Eastern Illinois (1/20/18)
Blocks	2	at N.C. Central (12/2/17)
Steals	1	8x, last at Jacksonville State (1/27/18)
Minutes	35	at Austin Peay (1/6/18)

CAREER STATISTICS AT SOUTHEAST MISSOURI

Overall																			
Season	G-GS	Min	Avg	FG-FGA	Pct	3FG-3FGA	Pct	FT-FTA	Pct	Off	Def	Tot	Avg	PF	FQ	A	TO	Blk	Stl
2016-17	31-0	568	18.3	63-129	.488	28-76	.368	25-39	.641	30	71	101	3.3	79	3	17	21	2	22
2017-18	25-15	483	19.3	53-122	.434	27-73	.370	12-24	.500	26	81	107	4.3	49	1	18	39	5	8
Total	56-15	1051	18.8	116-251	.462	55-149	.369	37-63	.587	56	152	208	3.7	128	4	35	60	7	30
Ohio Valley Conference Games Only																			
Season	G-GS	Min	Avg	FG-FGA	Pct	3FG-3FGA	Pct	FT-FTA	Pct	Off	Def	Tot	Avg	PF	FQ	A	TO	Blk	Stl
2016-17	14-0	229	16.4	26-51	.510	12-30	.400	9-16	.563	13	25	38	2.7	38	2	8	5	1	6
2017-18	12-7	227	18.9	20-50	.400	14-36	.389	5-10	.500	11	31	42	3.5	22	1	9	21	1	3
Total	26-7	456	17.5	46-101	.455	26-66	.394	14-26	.538	24	56	80	3.1	60	3	17	26	2	9

CAREER-HIGHS

Points	16	at Evansville (11/16/17)
Total Rebounds	10	2x, last at Murray State (1/4/18)
Offensive	3	4x, last at Murray State (1/4/18)
Defensive	7	2x, last at Murray State (1/4/18)
FG Made	6	2x, last at Evansville (11/16/17)
FG Attempted	11	2x, last at Evansville (11/16/17)
3-Point FG Made	3	2x, last vs. Tennessee State (12/31/17)
3-Point FG Attempted	6	3x, last vs. Tennessee State (12/31/17)
FT Made	4	3x, last at Southern Illinois (12/9/17)
FT Attempted	6	at Southern Illinois (12/9/17)
Assists	3	at Eastern Illinois (1/20/18)
Blocks	2	at N.C. Central (12/2/17)
Steals	3	2x, last vs. Central Arkansas (12/1/16)
Minutes	35	at Austin Peay (1/6/18)

GAME 1

SOUTHEAST MISSOURI 81, MISSOURI BAPTIST 69

Nov. 10, 2017 • Show Me Center • Cape Girardeau, Mo.

Missouri Baptist 69

		Total	3-Ptr	Rebounds		PF	TP	A	TO	Blk	Stl	Min
##	Player	FG-FGA	FG-FGA	FT-FTA	Off Def Tot							
01	Jahmouri Robinson	r 7-9	0-1	0-3	0 0 0	0	14	2	3	0	1	24
12	Andrew Howard	r 3-5	0-0	3-5	4 3 7	2	9	0	2	0	0	23
13	Karson King	r 1-2	0-1	0-0	2 1 3	1	2	3	1	0	2	20
22	Johnny Benson	g 2-3	1-2	3-4	0 2 2	3	8	0	4	0	0	23
33	Jesus Castillo	g 2-4	2-4	0-0	0 2 2	0	6	1	1	1	0	12
02	Joel Baskin	1-5	0-2	0-0	0 0 0	1	2	1	0	1	0	10
03	Fitzgerald Hopkins	3-9	2-7	1-2	0 0 0	0	9	1	1	1	0	23
04	James McKelvin	2-5	2-3	2-4	0 4 4	2	8	0	2	0	0	22
10	Hasaan DeCarolis	0-0	0-0	0-0	0 0 0	0	0	0	0	0	0	0+
15	Pablo Hernandez	2-5	0-2	4-5	2 4 6	1	8	1	2	0	0	22
21	Torrance Littles	0-0	0-0	0-0	0 0 0	4	0	0	0	0	0	9
24	Zach Beel	1-1	1-1	0-0	0 1 1	2	3	1	0	1	0	8
32	John Yaeger	0-0	0-0	0-0	0 0 0	0	0	0	0	0	0	4
Team		3	2	5								
Totals		24-48	8-23	13-23	11 19 30	16	69	10	18	4	3	200
FG % 1st Half: 11-28 39.3% 2nd half: 13-20 65.0% Game: 24-48 50.0%												
3FG % 1st Half: 4-15 26.7% 2nd half: 4-8 50.0% Game: 8-23 34.8%												
FT % 1st Half: 1-5 20.0% 2nd half: 12-18 66.7% Game: 13-23 56.5%												
Deadball Rebounds 3												

Southeast Missouri 81 • 1-0

		Total	3-Ptr	Rebounds		PF	TP	A	TO	Blk	Stl	Min
##	Player	FG-FGA	FG-FGA	FT-FTA	Off Def Tot							
34	MAHONEY, Denzel	r 5-9	0-2	11-11	0 2 2	1	21	1	2	1	0	32
42	LAROS, Mark	c 4-5	0-0	1-1	4 5 9	2	9	0	3	1	1	27
02	DALTON, Jonathan	g 3-3	2-2	3-4	1 1 2	3	11	7	0	0	0	32
03	KOWALSKI, Ray	g 1-6	0-1	0-0	0 0 0	3	2	1	1	0	1	16
23	SIMMONS, Daniel	g 5-12	2-4	1-1	0 2 2	2	13	2	2	0	1	28
04	VRANES, Milos	2-4	1-3	0-0	0 3 3	2	5	0	0	0	0	13
13	GABLE, Isaiah	1-3	0-2	0-0	0 0 0	2	2	1	1	0	1	11
15	LEWIS, Donnie	0-0	0-0	0-0	0 0 0	0	0	0	0	0	0	5
20	CARPENTER, Justin	2-2	0-0	0-0	0 2 2	1	4	2	1	0	1	10
25	BREWER, Ledarrus	4-10	3-6	3-4	0 5 5	2	14	3	1	0	2	26
Team		3	1	4								
Totals		27-54	8-20	19-21	8 21 29	18	81	17	13	2	7	200
FG % 1st Half: 12-22 54.5% 2nd half: 15-32 46.9% Game: 27-54 50.0%												
3FG % 1st Half: 6-9 66.7% 2nd half: 2-11 18.2% Game: 8-20 40.0%												
FT % 1st Half: 7-8 87.5% 2nd half: 12-13 92.3% Game: 19-21 90.5%												
Deadball Rebounds 1												

Officials: Brett Miles, Kyle Bottoms, Alex Manuel
Technical fouls: Missouri Baptist-None. Southeast Missouri-None.
Attendance: 1239

Score by periods	1st	2nd	Total
Missouri Baptist	27	42	69
Southeast Missouri	37	44	81

GAME 2

LOUISIANA TECH 96, SOUTHEAST MISSOURI 95 OT

Nov. 13, 2017 • Thomas Assembly Center • Ruston, La.

Southeast Missouri 95 • 1-1

		Total	3-Ptr		Rebounds									
#	Player	FG-FGA	FG-FGA	FT-FTA	Off	Def	Tot	PF	TP	A	TO	Blk	Stl	Min
34	MAHONEY, Denzel	r 9-18	1-5	6-8	3	4	7	2	25	3	1	0	1	36
42	LAROS, Mark	c 2-4	0-0	1-1	4	0	4	1	5	0	1	1	1	13
02	DALTON, Jonathan	g 1-2	0-0	0-0	0	1	1	1	2	7	4	0	2	35
03	KOWALSKI, Ray	g 4-10	3-5	1-1	1	1	2	1	12	1	0	0	0	22
23	SIMMONS, Daniel	g 5-15	0-3	1-2	1	2	3	4	11	3	1	1	1	34
04	VRANES, Milos	1-3	1-3	0-0	0	5	5	1	3	2	0	0	0	13
15	LEWIS, Donnie	0-0	0-0	0-0	0	0	0	4	0	3	0	0	0	9
20	CARPENTER, Justin	7-9	0-1	3-5	2	4	6	3	17	0	0	1	0	32
25	BREWER, Ledarrus	7-14	4-8	2-2	2	4	6	3	20	1	2	1	1	31
Team					0	3	3							
Totals		36-75	9-25	14-19	13	24	37	20	95	20	9	4	225	
FG % 1st Half: 15-31 48.0%		2nd half: 15-35 42.9%		OT: 6-9 66.7%		Game: 36-75 48.0%		Deab						

Southeast Missouri State REDHAWKS

BOX SCORES

GAME 5
MONTANA STATE 88, SOUTHEAST MISSOURI 82
Nov. 22, 2017 • Hard Rock Riviera Maya • Cancun, Mexico

SEMO 82 • 2-3																
#	Player	Total		3-Ptr		Rebounds		PF	TP	A		Blk	Stl	Min	FG %	FT %
		FG	FGA	FG	FGA	FT	FTA			TO	Blk					
42	LAROS, Mark	r	1-1	0-0	0-0	1	2	3	1	2	0	0	1	0	14	
02	DALTON, Jonathan	g	3-4	1-1	5-6	0	2	2	3	12	6	5	0	1	35	
03	KOWALSKI, Ray	g	1-4	0-2	1-1	0	0	0	2	3	1	2	0	0	18	
23	SIMMONS, Daniel	g	3-7	1-2	5-7	0	4	4	5	12	1	1	0	1	24	
34	MAHONEY, Denzel	g	10-14	1-2	6-8	1	5	6	3	27	0	1	0	0	33	
04	VRANES, Milos	g	4-6	0-1	0-0	2	2	4	2	8	2	1	0	1	21	
15	LEWIS, Donnie	g	0-1	0-1	0-0	0	1	1	1	0	0	0	0	0	5	
20	CARPENTER, Justin	g	3-6	0-1	3-4	4	4	8	4	9	1	2	0	1	25	
25	BREWER, Ledarrius	g	4-8	1-5	0-0	0	2	2	5	9	0	3	0	1	25	
Team																
Totals		29-51		4-15		20-26		8		23		31		26		
FG % 1st Half: 13-26		50.0%		2nd half: 16-25		64.0%		Game: 29-51		56.9%		Deadball				
3FG % 1st Half: 0-6		0.0%		2nd half: 4-9		44.4%		Game: 4-15		26.7%		Rebounds				
FT % 1st Half: 8-10		80.0%		2nd half: 12-16		75.0%		Game: 20-26		76.9%		3				

MONTANA STATE 88 • 4-2																
#	Player	Total		3-Ptr		Rebounds		PF	TP	A		Blk	Stl	Min	FG %	FT %
		FG	FGA	FG	FGA	FT	FTA			TO	Blk					
02	BLEVINS, Keljin	r	2-2	0-0	3-6	1	4	5	0	7	3	0	1	0	29	
04	NEUMANN, Sam	r	2-4	0-0	4-5	1	1	2	4	8	0	0	0	0	14	
03	HALL, Tyler	g	11-19	8-15	4-0	1	3	4	1	34	3	0	1	0	36	
05	FREY, Harald	g	3-10	0-3	2-3	0	1	1	2	8	5	2	0	2	29	
10	KLINES, Devonte	g	1-2	0-0	0-1	1	2	3	3	2	2	4	0	2	26	
00	GREEN, Zach	g	1-2	0-0	3-4	0	1	1	3	5	0	0	0	0	12	
01	MVUEZOLO JR., Joe	g	2-4	0-0	0-0	2	0	2	3	4	0	1	0	0	7	
13	BONTON, Isaac	g	3-6	0-1	6-6	0	0	0	4	12	1	1	0	1	22	
22	FREY, Konner	g	2-5	0-1	2-3	1	5	6	3	6	1	2	0	1	21	
44	SCHULTZ, Luke	g	0-0	0-0	2-2	2	0	2	0	2	0	0	0	0	4	
Team																
Totals		27-54		8-20		26-34		9		17		26		24		
FG % 1st Half: 14-27		51.9%		2nd half: 13-27		48.1%		Game: 27-54		50.0%		Deadball				
3FG % 1st Half: 5-10		50.0%		2nd half: 3-10		30.0%		Game: 8-20		40.0%		Rebounds				
FT % 1st Half: 8-10		80.0%		2nd half: 18-24		75.0%		Game: 26-34		76.5%		3				

Officials: Mark Maslona, Freddie Williams, Geoff Vojlsky
Technical fouls: SEMO-None. MONTANA STATE-None.
Attendance: 0

Score by periods	1st	2nd	Total
SEMO	34	48	82
MONTANA STATE	41	47	88

Points	In	Off	2nd	Fast	Bench
SEMO	44	17	13	6	26
MSU	28	13	8	7	29

GAME 6
N.C. CENTRAL 77, SOUTHEAST MISSOURI 70
Nov. 26, 2017 • Show Me Center • Cape Girardeau, Mo.

N.C. Central 77 • 3-5																
#	Player	Total		3-Ptr		Rebounds		PF	TP	A		Blk	Stl	Min	FG %	FT %
		FG	FGA	FG	FGA	FT	FTA			TO	Blk					
02	DOUGLAS, Zacarry	r	1-3	1-2	0-0	0	6	6	1	3	0	0	1	1	23	
05	GARDNER JR, Reggie	g	3-12	1-8	3-4	0	1	1	3	10	1	1	0	1	30	
32	DAVIS, Raasean	c	9-12	0-0	2-5	2	8	10	4	20	0	1	1	1	34	
01	WIGGINS, C.J.	g	0-8	3-4	0-1	0	2	2	0	11	3	2	0	0	33	
03	GOLDSMITH, Brandon	g	0-0	0-0	2-2	1	1	2	2	0	0	0	0	0	9	
00	McKNIGHT JR, Larry	g	0-1	0-1	0-0	0	1	1	1	0	0	0	0	0	6	
04	PERKINS, Jordan	g	5-10	0-2	3-4	0	3	3	4	13	7	4	0	2	33	
11	JONES, Alston	g	3-4	0-0	2-2	0	1	1	4	8	1	3	0	0	10	
13	RIVAS, Pablo	g	2-3	2-2	2-2	0	2	2	3	8	0	0	1	2	18	
22	REID, Dominique	g	1-1	0-0	0-0	0	1	1	1	2	0	1	1	0	5	
Team																
Totals		28-54		7-19		14-22		4		30		22		77		
FG % 1st Half: 16-29		55.2%		2nd half: 12-25		48.0%		Game: 28-54		51.9%		Deadball				
3FG % 1st Half: 3-11		27.3%		2nd half: 4-8		50.0%		Game: 7-19		36.8%		Rebounds				
FT % 1st Half: 6-6		100.0		2nd half: 8-16		50.0%		Game: 14-22		63.6%		3				

Southeast Missouri 70 • 2-4																
#	Player	Total		3-Ptr		Rebounds		PF	TP	A		Blk	Stl	Min	FG %	FT %
		FG	FGA	FG	FGA	FT	FTA			TO	Blk					
04	VRANES, Milos	r	1-6	1-3	0-0	1	6	7	2	3	0	4	0	0	19	
20	CARPENTER, Justin	g	5-10	1-2	3-5	4	7	11	3	14	1	0	0	1	27	
02	DALTON, Jonathan	g	1-3	0-1	3-4	0	3	3	4	5	1	0	2	2	29	
25	BREWER, Ledarrius	g	3-12	1-4	2-2	1	1	2	4	9	0	2	0	1	28	
34	MAHONEY, Denzel	g	6-19	1-7	2-2	2	3	5	4	15	1	2	0	0	33	
03	KOWALSKI, Ray	g	1-2	0-1	2-2	0	1	1	0	4	1	1	0	0	16	
13	GABLE, Isaiah	g	0-0	0-0	0	0	0	0	0	0	0	0	0	0	0+	
15	LEWIS, Donnie	g	0-0	0-0	1-2	1	0	1	0	1	0	0	0	0	9	
23	SIMMONS, Daniel	g	4-9	1-2	6-8	2	2	4	1	15	2	2	0	2	26	
42	LAROS, Mark	g	1-2	0-0	2-2	2	2	4	0	4	1	0	0	1	13	
Team																
Totals		22-63		5-20		21-27		15		27		42		18		
FG % 1st Half: 11-29		37.9%		2nd half: 11-34		32.4%		Game: 22-63		34.9%		Deadball				
3FG % 1st Half: 2-8		25.0%		2nd half: 3-12		25.0%		Game: 5-20		25.0%		Rebounds				
FT % 1st Half: 8-12		66.7%		2nd half: 13-15		86.7%		Game: 21-27		77.8%		2				

Officials: Steve Divine, Collin Dotson, Brad Frisbie
Technical fouls: N.C. Central-JONES, Alston. Southeast Missouri-None.
Attendance: 645

Score by periods	1st	2nd	Total
N.C. Central	41	36	77
Southeast Missouri	32	38	70

Points	In	Off	2nd	Fast	Bench
NCCUM	36	9	13	4	24
SEMO	26	16	7	2	24

GAME 7
SOUTHEAST MISSOURI 83, HANNIBAL-LAGRANGE 59
Nov. 28, 2017 • Show Me Center • Cape Girardeau, Mo.

Southeast Missouri State REDHAWKS

BOX SCORES

GAME 13

SAINT LOUIS 78, SOUTHEAST MISSOURI 48

Dec. 22, 2017 • Chaifetz Arena • St. Louis, Mo.

Southeast Missouri 48 • 6-7																
#	Player	Total			3-Ptr		Rebounds									
		FG	FGA	FG-FGA	FT	FTA	Off	Def	TP	PF	A	T	Blk	Stl	Min	
04	VRANES, Milos	f	3-4	1-2	0-0		1	1	2	2	7	0	1	0	19	
34	MAHONEY, Denzel	f	3-9	1-4	5-8		2	3	4	2	12	1	1	0	30	
20	CARPENTER, Justin	c	0-5	0-1	4-4		2	5	7	1	4	1	0	1	18	
02	DALTON, Jonathan	g	1-1	0-0	0-0		0	3	3	0	4	1	0	1	29	
25	BREWER, Ledarius	g	4-12	0-2	0-0		1	1	2	8	1	2	0	2	23	
03	KOWALSKI, Ray	g	0-5	0-4	0-0		0	0	0	0	1	0	0	0	9	
13	GABLE, Isaiah	g	1-6	1-4	0-0		0	1	1	2	3	0	2	0	17	
15	LEWIS, Donnie	g	0-0	0-0	0-0		0	0	0	1	0	0	1	0	18	
23	SIMMONS, Daniel	g	3-6	2-4	0-0		1	1	2	1	8	2	1	0	22	
42	LAROS, Mark	g	2-5	0-0	0-0		1	2	3	1	4	0	1	0	15	
Team							4	0	4							
Totals			17-53	5-21	9-12		11	17	28	11	48	10	11	1	3	200
FG % 1st Half: 8-25		32.0%	2nd half: 9-28	32.1%	Game: 17-53		32.1%	Deadball								
3FG % 1st Half: 1-11		9.1%	2nd half: 4-10	40.0%	Game: 5-21		23.8%	Rebounds								
FT % 1st Half: 6-6		100.0	2nd half: 3-6	50.0%	Game: 9-12		75.0%	2								

Saint Louis 78 • 7-6

		Total			3-Ptr			Rebounds									
#	Player	FG	FTA	FG%	FG	FTA	FG%	Off	Def	TP	PF	TP	A	To	Blk	Stl	Min
20	JOHNSON, Jalen	f	1-5	1-4	0-0	0	3	3	3	3	2	1	0	0	0	0	29
22	FRENCH, Hasashn	f	2-6	0-0	1-2	3	4	7	2	5	4	1	0	1	0	1	29
00	GOODWIN, Jordan	g	1-2	1-13	1-2	3	7	10	3	20	2	3	0	0	0	1	33
03	BESS, Javon	g	6-10	0-1	2-3	3	7	10	2	14	5	1	1	0	1	1	32
05	ROBY, Davell	g	9-15	4-8	1-1	0	2	2	1	23	3	1	0	2	32		
01	FOREMAN, D.J.	g	0-1	0-0	0-0	0	0	0	0	0	0	0	1	0	8		
21	PSIMITIS, Markos	g	0-1	0-1	0-0	0	0	0	0	0	0	0	0	0	3		
24	HINES, Aaron	g	5-7	2-4	0-0	0	1	1	2	12	1	1	0	1	0	20	
25	ANTHONY, Rashed	g	0-0	0-0	1-2	2	3	5	0	1	0	0	4	0	14		
Team					1	0	1										
Totals			32-58	8-20	6-9	11	26	37	13	78	17	9	6	6	200		
FG % 1st Half: 16-31		51.6%	2nd half: 16-27	59.3%	Game: 32-58		55.2%	Deadball									
3FG % 1st Half: 2-10		20.0%	2nd half: 6-10	60.0%	Game: 8-20		40.0%	Rebounds									
FT % 1st Half: 1-2		50.0%	2nd half: 5-7	71.4%	Game: 6-9		66.7%	1									

Officials: Tim Nestor, Wally Rutecki, Brent Hampton
Technical fouls: Southeast Missouri-None. Saint Louis-None.
Attendance: 8021

Score by periods	1st	2nd	Total						
Southeast Missouri	23	25	48	Points	In	Off	2nd	Fast	Bench
Saint Louis	35	43	78	SEMO	18	2	8	0	15
				SLU	48	20	18	14	13

GAME 14

BELMONT 94, SOUTHEAST MISSOURI 72

Dec. 28, 2017 • Show Me Center • Cape Girardeau, Mo.

Belmont 94 • 9-5, 1-0 OVC														
#	Player	Total	3-Ptr	Rebounds				PF	TP	A	TO	Blk	Stl	Min
		FG	FGA	FG	FGA	FT	FTA	Off	Def	Total				
25	MERCER, Mack	f	4-5	0-1	0-0	2	3	5	4	8	2	0	0	14
32	EGGEKZE, Amanze	f	7-7	3-3	4-4	0	3	3	2	21	0	0	0	1
01	LUKE, Austin	g	0-0	0-0	0-0	0	0	0	4	0	8	2	1	24
03	WINDLER, Dylan	g	6-9	3-6	1-2	1	8	9	1	16	4	1	3	34
11	MCCLAINE, Kevin	g	5-12	1-4	1-2	3	3	6	1	12	2	2	0	35
02	MURPHY, Grayson	g	2-5	0-2	0-0	0	2	2	0	4	0	0	0	10
14	HOPKINS, Nick	g	7-13	7-11	0-0	0	3	3	3	21	0	3	0	28
21	SAMPSON, Burton	g	0-0	0-0	2-2	0	0	0	0	2	1	0	0	5
24	BENKERT, Michael	g	0-0	0-0	0-0	0	0	0	1	0	0	1	0	4
41	HADDEN, Tyler	g	3-6	0-1	0-0	1	2	3	4	6	0	1	0	14
50	ADELSPERGER, Seth	g	2-3	0-0	0-0	0	0	0	1	4	0	0	1	8
Team						0	3	3						
Totals			36-60	14-28	8-10	7	27	34	21	94	21	10	5	4
FG % 1st Half: 19-35		54.3%	2nd half: 17-25	68.0%	Game: 36-60		60.0%	Deadball						
3FG % 1st Half: 8-16		50.0%	2nd half: 6-12	50.0%	Game: 14-28		50.0%	Rebounds						
FT % 1st Half: 1-2		50.0%	2nd half: 7-8	87.5%	Game: 8-10		80.0%	2						

Southeast Missouri 72 • 6-8, 0-1 OVC

		Total	3-Ptr	Rebounds										
#	Player	FG-FTA	FG-FGA	FT-FTA	Off	Def	Tot	PF	TP	A	To	Blk	Stl	Min
34	MAHONEY, Denzel	f	5-13	2-5	7-10	5	3	8	2	19	1	1	0	32
20	CARPENTER, Justin	c	2-7	0-1	0-0	2	0	2	2	4	0	0	0	19
02	DALTON, Jonathan	g	1-4	0-0	1-3	0	2	2	0	3	6	1	0	31
23	SIMMONS, Daniel	g	4-10	0-2	3-4	0	5	5	2	11	2	4	0	28
25	BREWER, Ledarius	g	7-11	6-9	1-2	0	0	0	0	21	1	2	0	22
03	KOWALSKI, Ray	g	1-3	0-2	0-0	0	0	0	0	2	1	0	1	9
04	VRANES, Milos	g	0-2	0-1	0-0	1	1	2	1	0	1	1	0	8
13	GABLE, Isaiah	g	2-6	1-3	3-4	1	3	4	2	8	0	0	0	23
15	LEWIS, Donnie	g	0-0	0-0	0-0	0	0	0	0	0	1	0	0	9
42	LAROS, Mark	g	2-3	0-0	0-0	3	2	5	1	4	0	2	0	19
Team					0	1	1							
Totals			24-59	9-23	15-23	12	17	29	13	72	13	12	0	7 200
FG % 1st Half: 11-25		44.0%	2nd half: 13-34	38.2%	Game: 24-59		40.7%	Deadball						
3FG % 1st Half: 4-11		36.4%	2nd half: 5-12	41.7%	Game: 9-23		39.1%	Rebounds						
FT % 1st Half: 10-16		62.5%	2nd half: 5-7	71.4%	Game: 15-23		65.2%	4						

Officials: John St. Clair, Coy Gammon, Shane Staggs
Technical fouls: Belmont-None. Southeast Missouri-None.
Attendance: 1310

Score by periods	1st	2nd	Total						
Belmont	47	47	94	Points	In	Off	2nd	Fast	Bench
Southeast Missouri	36	36	72	BEL	38	15	10	4	37
				SEMO	16	13	16	4	14

GAME 15

SOUTHEAST MISSOURI 77, TENNESSEE STATE 65

Dec. 31, 2017 • Show Me Center • Cape Girardeau, Mo.

Tennessee State 65 • 5-8, 0-2 OVC														
		Total			3-Ptr		Rebounds							
#	Player	f	FG-FGA	FG-FGA	FT-FTA	Off	Def	TP	PF	A	TO	Blk	Stl	Min
04	HAMILTON, K.	f	5-11	2-5	0-0	2	2	4	4	12	1	0	0	26
21	MEKOWULU, Christian	f	3-7	0-0	2-3	1	2	3	8	1	0	2	2	25
00	CHANEY, Armani	g	0-3	0-0	0-0	0	4	4	2	0	2	2	0	18
01	SPENCER, Delano	g	6-18	4-11	1-1	0	0	3	3	1	17	1	1	32
14	REDDICK, Darreon	g	3-6	0-1	5-5	0	1	1	3	11	1	3	0	25
02	MCKNIGHT, Kamar	g	1-3	0-2	1-2	0	3	3	1	3	2	0	0	12
10	DAVIS, Tripp	g	0-0	0-0	0-0	0	0	0	1	0	0	0	0	9
22	CUMMINGS, Daniel	g	1-3	1-2	0-0	0	1	1	3	3	1	2	0	16
30	CHAFFEE JR., Stokley	g	1-1	0-0	0-0	0	2	2	2	2	0	0	0	16
34	DUKE, Jalen	g	4-4	1-1	0-0	1	2	3	0	9	1	0	0	21
Team						1	2	3						
Totals			24-56	8-22	9-11	5	22	27	20	65	8	10	2	200
FG % 1st Half: 10-27		37.0%	2nd half: 14-29	48.3%	Game: 24-56		42.9%	Deadball						
3FG % 1st Half: 1-8		12.5%	2nd half: 7-14	50.0%	Game: 8-22		36.4%	Rebounds						
FT % 1st Half: 6-8		75.0%	2nd half: 3-3	100.0	Game: 9-11		81.8%	0						

Southeast Missouri 77 • 7-8, 1-1 OVC

