



YOUR REDHAWKS

2018
SOFTBALL
GUIDE

**DO
YOU
HAVE
THE
WILL
TO**

**make a
medical
discovery?**



**SOUTHEAST MISSOURI
STATE UNIVERSITY · 1873**



TABLE OF CONTENTS



Intro to Redhawk Softball

Media Information	2-3
Southeast Softball Complex.....	4-5
Softball Facilities.....	6-7
Academic Excellence.....	8-9
Social Development.....	10-11
Competitive Success	12-13
Sports Medicine.....	14-15
President Dr. Carlos Vargas.....	16-17
Director of Athletics Brady Barke	18-19
Athletics Staff.....	20-24

Season Preview

Season Outlook.....	26-27
Numerical/Alphabetical Roster.....	28
Radio/TV Roster	29
Schedule.....	30

Coaches

Head Coach Mark Redburn	32-33
Assistant Coaches.....	34

Player Profiles

Returnees	36-51
Newcomers.....	52

Year in Review

2017 Final Statistics.....	54
2017 OVC Statistics	55
2017 Schedule/Results.....	56
Hitting Statistics.....	57-58
Pitching Statistics.....	59-60
Line Scores	61-64

Opponents

2018 Opponents.....	66-69
Results vs. All Opponents.....	70-76
Series Records vs. All Opponents.....	77-78

This is the OVC

OVC History	80-85
2017 Final OVC Statistics	86-87
2018 OVC Tournament.....	88

Records & History

Honors & Awards	90-92
Miscellaneous Records.....	93
Single-Season Hitting	94
Career Hitting	95
Single-Season Pitching	96
Career Pitching.....	97
Team Single-Season.....	98-99
Annual Leaders	100-103
Year-by-Year Results.....	104-112
Postseason History	113
Coaching History	114

This is SEMO

University Pages.....	116-122
-----------------------	---------

Credits

The 2018 Southeast Missouri Softball Guide was written, edited and designed by Sports Information Director Jeff Honza. Other design and graphics assistance provided by Tonya Wells and Krista Mayfield. Photography by Marc Mahnke, Keith Hente, and Josh Russell. Special thanks to opposing school sports information directors for submitting information to the opponents section of this publication.

NCAA Infractions Report

Southeast Missouri State University accepts the sanctions announced today by the National Collegiate Athletic Association (NCAA) Division I Committee on Infractions panel in its investigation into the Southeast men's basketball program during the 2015-2016 academic year.

Summary of the violations:

The case involved academic misconduct by a former assistant men's basketball coach at Southeast and centered on 1) knowingly arranging for the receipt of fraudulent academic credit for a prospective student-athlete; 2) providing false or misleading information during his interviews; and 3) failure to cooperate with the institution and enforcement staff's investigation.

Penalties prescribed by the panel include the following:

- Public reprimand and censure of the University
- A two-year extension of probation from the University's 2016 infractions case involving the women's basketball program, which will conclude on Feb. 11, 2019.
- A six-year show-cause period for the former coach from March 10, 2017, through March 9, 2023. Any NCAA school employing him in an athletically related role during that time can appear with him before a Committee on Infractions panel to determine if the former coach's athletically related duties should be limited.
- A \$5,000 fine (self-imposed by the University).



YOUR REDHAWKS



Credentials

Credentials are required for entrance to the Southeast Softball Complex Press Box. To request season or single-game credentials, please contact Southeast Missouri Sports Information by phone at (573) 651-2933 or email at jhonza@semo.edu/redhawk1@me.com. Credentials can be picked up in the press box on gamedays.

Press Box Decorum

Professional decorum is expected at all times in the Southeast Softball Complex Press Box. Cheering or outward expression is strictly prohibited.

Photographers

Photographers are encouraged to use caution when shooting at the Southeast Softball Complex. Please check with the Southeast Sports Information Office regarding approval to shoot at the

facility. Photographers are also required to adhere to all photo policies and work from designated areas.

Postgame Interviews

Anyone wishing to interview a Southeast student-athlete must notify Jeff Honza prior to the end of each game. Head Coach Mark Redburn and select student-athletes will be available on the field immediately following a 10-minute cooling off period. Media are not permitted to be in the dugout areas.

Softball Email List

If you would like to be added to the Redhawk softball email list to receive breaking news about the team, please email Jeff Honza.

GoSoutheast.com

GoSoutheast.com is the best source for up-to-date information on the Redhawk softball team.

Gameday Services

Statistics, rosters and game notes will be provided prior to each game/doubleheader. Final box scores and play-by-play accounts will also be distributed after all contests.

Live Stats

Live Stats for all Southeast Missouri home softball games can be accessed online at GoSoutheast.com.

OVC Digital Network

The 2017-18 season marks the sixth year for the OVC Digital Network which provides live games free on any device. Fans can watch select Southeast Missouri home and away softball games free of charge online at

OVCDigitalNetwork.com. The Redhawks doubleheaders vs. Indiana State (Mar. 13), Missouri (Mar. 21), SIU Edwardsville (Apr. 14), UT Martin (Apr. 17), Tennessee State (Apr. 28) and Belmont (Apr. 29) will air live on the OVC Digital Network this year.

StatBroadcast Live

StatBroadcast Live is the official live statistics platform for Southeast Missouri Athletics. Live stats for all of the Redhawks home games can be accessed online at GoSoutheast.com. StatBroadcast Live is available on all mobile devices.

GoSoutheast.com

The official athletics website, GoSoutheast.com, is the top source of information for all Redhawk teams.

Southeast Missouri Sports Information


One University Plaza MS 0200
Cape Girardeau, MO 63701
Phone: (573) 651-2294
Fax: (573) 651-2810



Jeff Honza, Director


Football, Men's Basketball,
Baseball, Softball
Office: (573) 651-2933
Cell: (618) 528-1145

Email: jhonza@semo.edu, redhawk1@me.com



Wyatt Yearout, Assistant

Secondary Football, Women's Basketball,
Cross Country, Track & Field
Office: (573) 651-2937
Email: wyearout@semo.edu



Eric Mueller, Assistant

Volleyball, Gymnastics,
Tennis
Office: (573) 651-2937
Email: ejmueller@semo.edu

Noah Rosen, Student Worker

Soccer
Office: (573) 651-2294
Email: nmrosen1s@semo.edu

GoSoutheast.com

FOLLOW THE REDHAWKS



@GOSOUTHEAST
@SEMOSOFTBALL



GOSOUTHEAST



GOSOUTHEAST



SEMORED HAWKS



GOSOUTHEAST
REDHAWKS



STATB.US//SEMO



MEDIA INFORMATION



The Southeast Softball Complex will serve as the home of the Redhawks for the 19th year in 2018.

The complex contains three regulation softball fields, all of which have lights. The facility includes batting cages, an air-conditioned press box large enough to accommodate print and broadcast media, and bleacher seating for 600. In addition, there is a hill beyond the right field fence that provides fans with a unique view of the action.

Southeast played Northern Iowa in its first game at this facility on Mar. 6, 1999. Prior to that, the Redhawks played their home games at Parker Field, located in the heart of the Southeast Missouri campus.

The Southeast Softball Complex was constructed as part of Southeast Missouri's effort to improve its sports facilities. At the time, that project

also included new tennis courts, a FieldTurf artificial playing surface for the football and soccer teams, the resurfacing of the Abe Stuber track and new locker rooms for the volleyball, baseball and men's and women's basketball programs.

Recent renovations to the Southeast Softball Complex include a fenced backstop with concrete base and netting, reconfiguration of batting cages (including new turf and netting) and concrete under the bleacher areas.

A windscreen along the outfield wall, state-of-the-art scoreboard and protective fencing in front of both dugouts were other upgrades made to the Southeast Softball Complex in recent years.

Directions

From Illinois:

From Route 146, cross bridge and make a right at the first stoplight onto Sprigg Street. Follow Sprigg Street past the Show Me Center. The Southeast Softball Complex will be on the left hand side 1/8 of a mile past the Show Me Center.

From Interstate 55:

Take Exit 99 (Kingshighway). Follow signs toward Cape Girardeau. Make left onto Lexington and follow for two miles. Make right onto North Sprigg (not Old Sprigg which will come first). Follow for 1/4 mile and complex will be on the right.

Southeast Softball Complex Facts

Overall Record.....	141-136 (.509)
Field Dimensions	
Left.....	190
Center.....	220
Right.....	190
Capacity.....	600
Largest Crowd.....	325
vs. Saint Louis (Apr. 22, 2015)	
Longest Game.....	3:31
vs. Eastern Illinois (Apr. 23, 2003)	
Shortest Game.....	1:00
Several times, last vs. Eastern Ky. (May 7, 2011)	
Most Innings.....	12
2x, last vs. Eastern Kentucky (May 8, 2011)	
First Game.....	vs. Northern Iowa (May 6, 1999)
First Win.....	5-1, vs. Harvard (Mar. 7, 1999)
First Home Run.....	Jenny Oermann
vs. Saint Louis (Mar. 24, 1999)	
First Win by a Pitcher.....	Christine Engelhardt
vs. Harvard (Mar. 7, 1999)	
First Run Scored.....	Michelle Frank
vs. Northern Iowa (Mar. 6, 1999)	
First Triple.....	Kelsey White
vs. Northern Iowa (Mar. 6, 1999)	
First Official At-Bat.....	Jackie Paulus
vs. Northern Iowa (Mar. 6, 1999)	
First Stolen Base.....	Anne Trieb
vs. Northern Iowa (Mar. 6, 1999)	

Southeast Softball Complex Records

Runs.....	17, vs. Lipscomb (Mar. 9, 2003)
Hits.....	16, vs. Tennessee State (Apr. 21, 2012)
Doubles.....	6, 2x, last vs. IUPUI (Mar. 11, 2007)
Triples.....	3, vs. UT Martin (Apr. 6, 1999)
Home Runs.....	6, vs. Eastern Illinois (Apr. 25, 2015)
Walks.....	7, 3x, last vs. Tennessee State (Apr. 8, 2006)
Stolen Bases.....	6, vs. Morehead State (Apr. 18, 2015)
Errors.....	8, vs. Eastern Kentucky (Mar. 31, 2007)
Strikeouts.....	14, vs. Austin Peay (Apr. 14, 2007)

Southeast Softball Complex Opponent Records

Runs.....	14
by UT Martin (May 4, 2013)	
Hits.....	16
4x, last by SIUE (Mar. 28, 2015)	
Errors.....	7
3x, last by Austin Peay (Apr. 2, 2010)	

SOUTHEAST SOFTBALL COMPLEX

YOUR REDHAWKS





SOFTBALL FACILITIES





YOUR REDHAWKS



The Holcomb Success Center offers Southeast Missouri student-athletes a place to study and develop as students and campus leaders.

It is located in the Student Recreation Center, just south of Houck Field. The Holcomb Success Center offers a computer lab with 18 work terminals, study areas and rooms for group meetings. The facility houses the Southeast Academic Services staff and main weight room for Redhawk student-athletes.

The beautiful facility has enhanced the outstanding work in the classroom already enjoyed by Southeast student-athletes.

Last year, the Redhawks recorded for a 3.20 cumulative grade point average in the fall and spring semesters. Women's tennis paved the way with a 3.79 cumulative GPA, while women's cross country and women's soccer followed close behind with 3.75

and 3.70 marks, respectively.

In all, 210 student-athletes finished with a 3.0 or higher cumulative GPA, including 12 with a 4.0 and 107 at 3.5 or better. That total accounted for 64.2 percent of the entire student-athlete population.

During the spring semester alone, the Redhawks had nine programs post a 3.25 or better GPA, including women's cross country (3.76), women's tennis (3.67), women's soccer (3.59), volleyball (3.52), softball (3.462), women's basketball (3.461), gymnastics (3.45), baseball (3.299) and women's track & field (3.296).

Tutors are available for all student-athletes as needed. In addition, both attendance and academic progress is monitored through regular checks with faculty.

A special course is required for all first time student-athletes at

Southeast. The course, which offers three credit hours, is part of a comprehensive program developed to address study skills and life skills topics, and thus, enhance retention and academic success for student-athletes.

Entering student-athletes are evaluated for academic preparedness and assigned to appropriate categories. Student-athletes can also receive individualized academic programs which include meeting with a mentor bi-weekly to discuss

academic progress.

The Holcomb Success Center staff works to get athletes involved in campus and community projects, as well. This is done to provide a support structure and greater opportunity for academic success. Through the NCAA's CHAMPS/Life Skills Program, the Holcomb Success Center gives student-athletes personal and professional skills in order to facilitate successful and productive futures.



ACADEMIC EXCELLENCE

2016-17 Notables

- Southeast Missouri's Department of Athletics recorded a cumulative 3.20 grade point average for the 2016-17 academic year.
- A total of 210 student-athletes finished with a 3.0 or higher cumulative GPA, including 12 with a 4.0 and 107 at 3.5 or better. That total accounted for 64.2 percent of the entire student-athlete population.
- Southeast finished the year strong with nine programs achieving a 3.25 or better GPA in the spring semester alone. Women's cross country (3.76), women's tennis (3.67), women's soccer (3.59), volleyball (3.52), softball (3.462), women's basketball (3.461), gymnastics (3.45), baseball (3.299) and women's track & field (3.296) were those teams.



YOUR REDHAWKS



Student-athletes and coaches at Southeast Missouri are dedicated to giving back to the community that so generously supports them.

Redhawk softball student-athletes have opportunities to participate in a variety of community service activities each year. Community involvement helps provide a support structure and greater opportunity for academic success.

We are proud of the level of commitment shown by our student-athletes and always encourage them to participate in community service projects here at Southeast.

Southeast student-athletes also have the opportunity to participate in the Redhawks BRIDGE Program. The mission of the Redhawks BRIDGE Program is to develop a comprehensive student-athlete development program by Building Responsible

Individuals and Delivering Gainful Experiences. This program provides student-athletes with both leadership and life skills experiences through interactive programming that will prepare them to be successful in life after athletics. The leadership programming will teach student-athletes about Southeast's culture and allow them to learn, develop, and apply leadership skills. The life skills programming provides educational programs designed to assist student-athletes in identifying and applying transferable skills and experiences to prepare them to succeed outside of the athletic arena.





SOCIAL DEVELOPMENT



YOUR REDHAWKS



Southeast Missouri's Strength and Conditioning program is committed to developing the total student-athlete through their experiences within a competitive training environment.

Southeast's weight room renovations at the Holcomb Success Center were completed in January, 2016.

Indoor turf, weights, equipment and lifting platforms were added as part of the renovation, which

cost \$500,000. The facility now has more space and equipment to handle Southeast's larger teams or multiple teams training at the same time. Branding and new lighting were also included in the overall project.

The newly-renovated weight room enhances training with the best equipment available and is able to accommodate larger teams or multiple teams training at the same time.

Training Principles for Southeast Athletes

1. *Reduce the risk of injuries*
 - If a student-athlete is injured, he/she will not be able to compete at practice or games.
2. *Ensure the athletes are optimally prepared to compete*
 - It is our responsibility to best manage all stressors that are placed on the student-athletes body in order to achieve the best results on the playing field.
3. *Maximize athletic ability*
 - We challenge each athlete, both physically and mentally, in order to achieve optimal results.

Exercises for Southeast Athletes are based on the following Principles:

1. *Ground Based Movements*
 - Athletes compete with their feet on the ground, and therefore, should train that way. The ability to produce force against the ground determines how fast athletes can run and how high they can jump.
2. *Three-Dimensional Movements*
 - Athletes must be able to stabilize themselves in all planes of movement. A fancy way of saying we use free weights (barbells/dumbbells vs. machines).
3. *Multi-Joint Movements*
 - Very rarely in sport do athletes isolate one single joint at a time. Athletes can train more muscle mass at the same time.





COMPETITIVE SUCCESS





YOUR REDHAWKS



Prevention. Treatment. Rehabilitation. Education. Those are the four primary phases of athletic training, and the Southeast Missouri athletic training staff strives to fulfill all of those areas when working with student-athletes on a daily basis.

Southeast student-athletes are offered the best care possible by the athletic training staff. The Sports Medicine department includes five full-time athletic trainers, six graduate assistants and several student assistants. The staff serves student-athletes around-the-clock at numerous facilities on campus.

The athletic trainers begin treatments and rehabilitation starting as early as 6 a.m., and are available until the last student-athlete is through.

There are currently four athletic training facilities on campus. The staff treats out of the Rosengarten Athletic Complex,

where the primary training room is located. There are two other satellite athletic training rooms, including one at Houck Field House and one at the Show Me Center.

The Southeast athletic training rooms are equipped with stationary bikes, hand weights, therapeutic modalities and the latest physical therapy equipment. Each component is strategically designed to not only give the student-athlete the best care, but also to aid in returning to competition as quickly as possible.

Southeast Athletic Training has strong working relationships with local physicians and two hospitals in Cape Girardeau. It is from these hospitals that the Athletic Training department is assisted by four orthopedic physicians.

The Southeast Athletic Training program prides and commits itself to providing the best

comprehensive, personalized and efficient healthcare to its student-athletes. Delivery of healthcare focuses on the prevention and management of athletic-related injuries or illnesses, while adhering to the National Athletic

Trainers' Board of Certification Standards of Professional Practice. Our high quality of athletic healthcare is provided in combination with the education of athletic training students.






SPORTS MEDICINE





YOUR REDHAWKS



Dr. Carlos Vargas became the 18th president of Southeast Missouri State University July 1, 2015, after having served as acting president at Kutztown University of Pennsylvania.

Since becoming president, Dr. Vargas has launched initiatives to marshal the resources, leverage opportunities and address a variety of challenges and needs of Southeast Missouri State University. He has set as primary goals for the institution the support for student persistence and retention.

He has encouraged and supported the identification and development of innovative academic programs, including bachelor's degrees in Unmanned Aircraft Systems, Geographic Information Science, and industrial and systems engineering. He has continued to support the globalization of

the campus through expansion of study-abroad experiences, extensive engagement of international students, and encouragement of students on campus and abroad to explore cultural interaction. He has championed the work of the President's Task Force on Diversity Education and continued emphasizing the expectations for enhancement of the teacher-scholar model. Under President Vargas' leadership, regional partnerships and collaborations have been solidified, including several joint initiatives with Three Rivers, Mineral Area and other community colleges.

Prior to assuming the presidency at Southeast, Dr. Vargas served one year as acting president of Kutztown University, where he also served as the provost and vice president for academic and student affairs.

Prior to his tenure at Kutztown,

Dr. Vargas was at Central State University in Wilberforce, Ohio, where he served as provost and vice president for academic affairs. He previously served in several roles at Kent State University (Ohio) for a total of 18 years, including founding director of the program on electron beam technology. He was also Kent's associate dean for research, interim assistant dean for research and interim assistant dean for the School of Technology. He started his tenure at Kent State in 1985 as a professor, and continued to teach until his departure from the university in 2003.

Dr. Vargas began his career in higher education at the National Autonomous University of Mexico (UNAM), from which he received a Bachelor of Science in physics.

He earned his Ph.D. in physics and aerospace science from the University of Michigan and he has

Master of Science degrees from Michigan in both physics and aerospace science. He is married to Pam Vargas, who currently serves as director of Research and Grant Development at Southeast, and they have a son, a daughter, and two granddaughters.

**Southeast Missouri State
University Board of Regents**



Donald G. LaFerla
President



Edward P. Gargas
Vice President



Jay B. Knudtson



Kendra Neely-Martin
Vice President




Phillip M. Britt



Thomas M. Meyer



PRESIDENT VARGAS





Brady Barke is in his second year as Southeast Missouri's Director of Athletics.

Barke served as the Interim Director of Athletics since July, 2015, before being named to the permanent position of Director of Athletics on June 7, 2016.

During his first year in 2016-17, Barke introduced Andy Sawyers as the Redhawks head baseball coach and worked tirelessly on two major renovation projects.

Nearly a month after Sawyers was hired, Southeast Missouri State and the City of Cape Girardeau officially broke ground on Capaha Field. New synthetic turf, new fencing and a digital scoreboard in the outfield were added as part of the \$1.8 million project that was completed before Southeast's season-opener.

On Feb. 3, 2017, Southeast formally dedicated Holcomb Success Center. To honor

the long-time service and philanthropy of Dr. John and Judy Holcomb, the University named the facility the Holcomb Success Center located in the Student Recreation Center-South.

Indoor turf, weights, equipment and lifting platforms were added as part of the renovation at a cost of \$500,000. The facility now has more space and equipment to handle Southeast's larger teams or multiple teams training at the same time. Barke helped secure the Holcombs gift, the largest single cash gift in Southeast Athletics history.

Major improvements were also made to the second floor of the building where athletic academic services are housed. This space provides student-athletes with places to study and features a computer lab with 30 work terminals and rooms for group meetings. Staff members assist student-athletes with life skills

development, academic advising and academic progress toward degree requirements and NCAA eligibility.

Academically, Southeast's Department of Athletics recorded a cumulative 3.20 grade point average for the 2016-17 academic year. In all, 210 student-athletes finished with a 3.0 or higher cumulative GPA, including 12 with a 4.0 and 107 at 3.5 or better. That total reflects 64.2 percent of the entire student-athlete population. During the spring semester alone, the Redhawks had nine programs post a 3.25 or better GPA.

The Redhawks Club annual fund grew nearly 20 percent to more than \$230,000 under Barke's leadership in 2016-17. It was Southeast's highest single-year annual fund campaign in 12 years. Sponsorship and marketing revenues also increased 11 percent to a record-high of more than \$246,000.

Barke created the Redhawks Trivia Night & Auction, a sold out event that generated over \$40,000 in net revenue its first year. In addition, he launched the Redhawks BRIDGE program which provides student-athletes with both leadership and life skills experiences through interactive programming that will prepare them to be successful in life after athletics.

Barke, senior associate to the president and secretary to the Board of Regents at Southeast, officially began as Director of Athletics on July 1, 2016.

Barke served as Interim Associate Director of Athletics for Compliance & Student Support Services before being named the Senior Associate to the President and Secretary to the Southeast Missouri State University Board of Regents in 2013.

He began his tenure at Southeast in 2008 as Assistant

Director of Athletics for Compliance & Eligibility. Barke previously served as a governance intern with the NCAA national headquarters in Indianapolis, and as a law clerk with the Southern Illinois University-Carbondale Department of Athletics Compliance Office.

Barke has served as a member of the National Association of Athletics Compliance (NAAC), chaired the NAAC Education Committee, and was a member of the NAAC Board of Directors. He has facilitated the NCAA Regional Leadership Academy, and served on both the NCAA Sports Wagering Task Force and the Olympic Sports Liaison Committee.

Barke has a juris doctorate degree from Southern Illinois University School of Law, an MBA from Southeast Missouri State University, and a bachelor of science degree in biology from Webster University. While a student at Webster, Barke was a member of both the basketball and golf teams and was inducted into the Webster Athletic Hall of Fame.

He and his wife, Halley, are parents of three children, Mabrie, Jackson, and Kolbe.

BRADY BARKE






YOUR REDHAWKS



Cindy Gannon
Senior Associate Director of
Athletics/SWA



Dr. Robert Greim
Assistant Director of
Athletics/Compliance



Nate Saverino
Assistant Director of
Athletics/External Affairs




Karen Gleeson
Senior Administrative
Assistant




Elizabeth Brucker
Director of Business
Operations



Kent Phillips
Coordinator of Facilities &
Event Management



Jeff Honza
Sports Information
Director



Phillip Lady
Coordinator of Marketing &
Promotions



Katie Griffin
Academic Services
Director



Barb Kinsey
Administrative Assistant
Development



Marcia Hendrix
Insurance Coordinator
Athletic Training



Brad Koester
Ticket Office
Manager



Beth Easter
Faculty Athletics
Representative



Ryan Johnson
Strength & Conditioning
Coach




Ben Fox
Co-Head Athletic
Trainer



Wyatt Yearout
Sports Information
Assistant



Kristin Jones
Assistant Athletic
Trainer



Holly Reynolds
Assistant Athletic
Trainer



Morgan Watson
Assistant Director of
Compliance



Eric Mueller
Sports Information
Assistant



Catie Furbush
Assistant Strength & Conditioning
Coach



Andy Sawyers
Head Baseball
Coach


ATHLETICS STAFF



Curt Dixon
Assistant Baseball Coach



Craig Ringe
Assistant Baseball
Coach




Zac Pearman
Volunteer Assistant
Baseball Coach



Tom Matukewicz
Head Football Coach




Bryce Saia
Assistant Football Coach



Jeremy McDowell
Assistant Football Coach




Ricky Coon
Assistant Head Football Coach




Brett Wiggers
Football Video Coordinator




Matt Martin
Assistant Football Coach



Joe Uhls
Assistant Football Coach




Ben Blake
Assistant Football Coach



Ghaali Muhammad-Lankford
Assistant Football Coach




Tyler French
Assistant Football Coach



Ray Smith
Assistant Football Coach




Jonathon Hankinson
Equipment Manager



Ryan Napoli
Assistant Strength Coach



Rekha Patterson
Head Women's Basketball
Coach



Chanté Crutchfield
Assistant Women's Basketball
Coach




Marc Wilson
Assistant Women's Basketball
Coach



Morgan Eye
Assistant Women's Basketball
Coach



Brooke Hengst
Women's Basketball
Director of Operations




Brittney Emmons
Acting Women's Gymnastics
Head Coach



Chris Licameli
Assistant Women's Gymnastics
Coach



Heather Nelson
Head Women's Soccer
Coach



Paul Nelson
Associate Head Women's Soccer
Coach



Adam Kleman
Assistant Women's Soccer
Coach



Mary Beth Gunn
Head Women's Tennis
Coach


ATHLETICS STAFF



Eric Crumpecker
Head Track & Field
Coach



Ryan Lane
Cross Country Coach
Assistant Track & Field Coach



Chris Navarro
Assistant Track & Field
Coach



Dr. Tim Rademaker
Volunteer Assistant
Track & Field Coach



Julie Yankus
Head Volleyball Coach




Bob Crank
Assistant Volleyball Coach



Tatianna Parham
Sundancers Coach



Alexia Koerkenmeier
Marketing & Promotions
Graduate Assistant



Tyler Knight
Strength & Conditioning
Graduate Assistant



Aisha Foy
Women's Basketball
Graduate Assistant




Amanda Martin
Co-Head Athletic Trainer



Olivia Caldwell
Athletic Training
Graduate Assistant



Stephanie Swank
Athletic Training
Graduate Assistant



Joe Sweet
Athletic Training
Graduate Assistant



Joey Waugh
Athletic Training
Graduate Assistant



 **YOUR
REDHAWKS**

**SEASON
PREVIEW**

Southeast Missouri State REDHAWKS

SEASON OUTLOOK

Southeast Missouri lost only three players from last season and is primed for success in 2018.

The Redhawks have plenty of depth across their 22-member roster that includes nine position starters and two starting pitchers.

"I am extremely optimistic and excited about the upcoming season," said fourth-year head coach Mark Redburn. "We have great depth at each position. I feel like this team is very talented and it is our goal to win the Ohio Valley Conference."

Sophomore Rachel Anderson and junior Mykaela Arellanes are the Redhawks returning All-OVC performers. Meanwhile, veteran Madeline Krumrey is back inside the circle giving Southeast a nice blend of experience.

"Those are the key leaders for us and we are going to rely on them heavily," said Redburn. "Rachel and Mykaela will be out there virtually every single day and we are going to utilize

Maddie as much as we can."

As a team, Southeast saw a +7 increase in the win column, finishing its 2017 campaign at 23-27 overall and ninth in the OVC at 8-14. Despite missing the OVC Tournament for the second year in a row, the 2017 Redhawks rated among the school's top 10 teams in slugging percentage (6th, .427), on-base percentage (5th, .356), triples (4th, 21), home runs (9th, 31), total bases (9th, 567), stolen bases (2nd, 65), stolen base attempts (1st, 88), opponent batting average (7th, .282), strikeouts per seven innings (7th, 4.17), strikeouts (10th, 194), strikeouts looking (3rd, 61), fewest doubles allowed (8th, 49), fielding percentage (8th, .960), fewest errors (7th, 59) and fewest stolen bases against (3rd, 38).

Additionally, the Redhawks 23 wins in 2017 were their most in a season since 2012.

Catcher

A pair of seniors in **Abby Tillotson (O'Fallon, Mo.)** and **Riley Hayes (Jefferson City, Mo.)** will handle the catching duties this spring.

Tillotson, who has the edge for the starting role, saw action in 33 games last season. She made 21 starts at catcher, hitting .234 with four runs scored, two doubles, three home runs and 12 runs batted in.

Hayes started 29 contests behind the plate a year ago. She hit .202 with seven runs, three doubles, a triple, home run and seven RBIs. Hayes had a hip issue that limited her in the last several weeks of the fall.

Sophomore **Rachael Donald (Dupo, Ill.)** should get increased innings behind Tillotson and Hayes at catcher in 2018.

Donald participated in just six games as a freshman.

Infield

All four of Southeast's infield starters are back this season.

Sophomore **Addison Barnouski (O'Fallon, Ill.)** is projected to start at third base.

Barnouski ranked fifth on the team in batting average with a .292 clip as a freshman in 2017. She scored 12 runs, had four doubles, hit three home runs and finished with 16 RBIs. Barnouski started 14 games at the hot corner.

Senior **Darby Pruett (Corning, Ark.)** logged 36 starts in front of Barnouski last season.

Pruett came off arm surgery in the fall and will need some time to ease back into things. She hit .262 and ranked second on the team with five home runs.

At shortstop, **Sarah Messex (Sullivan, Mo.)** returns for her third year as the Redhawks starter.

Messex, who started every game in her college career to date, hit .243 with 17 runs scored, five doubles, two home runs and 17 RBIs. Southeast's season-opener against South Dakota State (Feb. 9) marks the 100th start for Messex.

Junior **Parker Bandy (Springfield, Ill.)** returns at second base.

Bandy hit .276 with 18 runs scored, nine doubles, three triples, two home runs and 22 RBIs in her first year with the Redhawks in 2017.

Freshman **Kaylee Anderson (Warrenton, Mo.)** will challenge.

Anderson ended her Warrenton High School career by hitting .420 with 14 home runs and 94 runs batted in. As a senior, she hit .478 with eight home runs and 39 RBIs. Anderson helped lead WHS to two Class 3 state titles and was named first-team all-conference, all-district and all-state in multiple seasons.

Sophomore **Ashley Ellis (Arnold, Mo.)** resumes starting duties at first base.

Ellis started 47 games and hit .242 with five runs, nine doubles, two triples, four home runs and 20 RBIs as a freshman. She ranked third on the team in home runs.

Returnees **Madison Harris (Imperial, Mo.)**, **Mackenzie Long (Lee's Summit, Mo.)** and **Randi Dae Conway (Morganfield, Ky.)**, and newcomer **Danina Marton (Northridge, Calif.)** complete the infielders.



SEASON OUTLOOK

Southeast Missouri State REDHAWKS

Outfield

Two of Southeast's top three hitters return in the outfield.

Sophomore **Rachel Anderson (Edwardsville, Ill.)** is back in center field following a stellar rookie season.

Anderson led the Redhawks in batting average (.412), at-bats (153), hits (63), doubles (10), triples (8), home runs (7), RBIs (33), total bases (110), slugging percentage (.719), on-base percentage (.483), multi-hit games (21), multi-RBI performances (10) and games started (50). She ranked third in the nation in triples and seventh in triples per game. Anderson finished the year on an 11-game hitting streak. She was named First-Team All-OVC, the league's Freshman of the Year, OVC All-Newcomer and NFCA Second-Team All-Region.

Alongside Anderson in right field is junior **Mykaela Arellanes (Foristell, Mo.)**.

Arellanes joined Anderson on the league's All-Newcomer Team last season. She was Southeast's third-leading hitter with a .322 average. Arellanes led the team with 36 runs scored, 16 stolen bases and 22 walks.

Senior **Claire Wernig (Imperial, Mo.)** and sophomore **Claudia Gallo (Arnold, Mo.)** will split time in left field. Both made 19 starts there a year ago.

Wernig tallied 11 hits, four runs scored, seven RBIs and three walks, while Gallo hit .236 with eight runs scored, two triples, two walks and nine RBIs.

Sophomore **Brooke Rheinecker (St. Louis, Mo.)** widens the outfield depth.

Rheinecker started 27 of 44 games as a freshman. She ranked second on the team

with a .340 batting average. Rheinecker had 33 hits, 18 runs scored and six RBIs, and ranked second on the team with 10 stolen bases in 13 attempts.

Pitching

Southeast's pitching staff will again be led by **Madeline Krumrey (Wildwood, Mo.)**, who looks to end her career with a huge senior season. She enters the year 24 strikeouts away from 300 in her career.

A four-year starter, Krumrey ranks among the school's all-time career leaders in opposing batting average (7th, .282), strikeouts per seven innings (6th, 4.24), wins (10th, 33), saves (15th, 4), appearances (17th, 90), games started (6th, 75), innings (9th, 456) and strikeouts (7th, 276).

In 2017, Krumrey went 14-8 with a 2.38 ERA in 28 appearances and 25 starts. She threw 11 complete games and four shutouts, and struck out 96 in 141 innings. Krumrey ranked 10th in the OVC in innings pitched, eighth in batters struck out looking (37), ninth in wins and 10th in games started.

Sophomore **Alexis Estes (Lane, Ill.)** is Southeast's No. 2 starter inside the circle.

Estes started 16 games in her first year with the Redhawks in 2017. She compiled a 6-10 record with 65 strikeouts in 96.2 innings of work. Estes tossed three complete games and combined on two shutouts. She started the season with a 5-0 record and tied for first on the team with two saves.

Junior **Haley Thogmartin (St. Louis, Mo.)** is another option.

Thogmartin started six of her



14 appearances, recording eight strikeouts in 23.2 innings. She finished with a 1-2 record and did not allow a walk in eight of her games. Thogmartin had a productive fall campaign.

Freshmen Kaylee Anderson (Warrenton, Mo.) and **Rachel Rook (Republic, Mo.)** are the newest pitchers.

Anderson posted a 33-4 record as a pitcher during her prep career at Warrenton High School. She went a perfect 19-0 with a 0.64 ERA and 183 strikeouts in 121 innings as a senior. Anderson was named the St. Louis Post-Dispatch Fall Pitcher of the Year in 2016. Also a First-Team All-Conference, All-Region and All-State honoree, Anderson led Warrenton to two Class 3 state titles.

Rook started all four years at Republic High School. She was a First-Team All-Conference, All-District and All-Region selection. Rook capped her high school career with a 20-7 record, 1.22 ERA and 272 strikeouts in 154.2

innings. She also earned All-State accolades and was named her conference's Player of the Year each of her junior and senior seasons.

2018 Schedule

Southeast plays a 51-game schedule with 16 contests at the Southeast Softball Complex this season.

The Redhawks participate in four tournaments, including the Northern Iowa Dome Classic (Feb. 9-11, Cedar Falls, Iowa), Chattanooga Frost Classic (Feb. 23-25, Chattanooga, Tenn.), Kentucky John Cropp Classic (Mar. 3-4, Lexington, Ky.) and Memphis Tiger Classic (Mar. 16-18, Memphis, Tenn.). Southeast has four non-conference games against power five schools (at Kentucky, Mar. 3-4; vs. Missouri, Mar. 21).

Southeast opens its 22-game OVC slate with a home doubleheader against Tennessee Tech on Mar. 24.

Southeast Missouri State REDHAWKS

2018 ROSTER

NUMERICAL ROSTER

No.	Name	Pos.	Ht.	B/T	Cl.	Hometown (High School/College)
1	Claire Wernig	OF	5-4	L/L	Sr.	Imperial, Mo. (Lutheran South)
2	Rachel Anderson	OF	5-3	L/R	So.	Edwardsville, Ill. (Edwardsville)
3	Sarah Messex	INF	5-4	R/R	Jr.	Sullivan, Mo. (Sullivan)
4	Claudia Gallo	OF	5-6	R/R	So.	Arnold, Mo. (Fox)
5	Alexis Estes	P	5-9	R/R	So.	Lane, Ill. (Clinton/Lincoln Land CC)
6	Riley Hayes	C	5-8	R/R	Sr.	Jefferson City, Mo. (Jefferson City)
7	Mykaela Arellanes	OF	5-6	L/L	Jr.	Foristell, Mo. (Holt/Northern Illinois)
8	Parker Bandy	INF	5-7	L/R	Jr.	Springfield, Ill. (Glenwood/Illinois State)
9	Rachel Rook	P	5-11	R/R	Fr.	Republic, Mo. (Republic)
10	Darby Pruett	INF	5-6	R/R	Sr.	Corning, Ark. (Naylor R-2)
11	Danina Marton	INF	5-10	R/R	Fr.	Northridge, Calif. (Grover Cleveland)
12	Addison Barnouski	P/INF	5-9	R/R	So.	O'Fallon, Ill. (O'Fallon Township)
14	Kaylee Anderson	INF/P	5-7	R/R	Fr.	Warrenton, Mo. (Warrenton)
15	Haley Thogmartin	P	5-8	R/R	Jr.	St. Louis, Mo. (Kirkwood)
16	Randi Dae Conway	INF	5-7	S/R	So.	Morganfield, Ky. (Union City)
17	Brooke Rheinecker	OF	5-2	L/R	So.	St. Louis, Mo. (Lindbergh)
18	Mackenzie Long	INF	5-2	L/R	Jr.	Lee's Summit, Mo. (Lee's Summit West)
19	Madeline Krumrey	P	5-8	R/R	Sr.	Wildwood, Mo. (Eureka)
21	Abby Tillotson	C	5-7	R/R	Sr.	O'Fallon, Mo. (Fort Zumwalt North/Three Rivers CC)
22	Madison Harris	INF	5-6	R/R	So.	Imperial, Mo. (Windsor)
24	Rachael Donald	C	5-8	R/R	So.	Dupo, Ill. (Dupo)
26	Ashley Ellis	INF	5-8	R/R	So.	Arnold, Mo. (Fox)

ALPHABETICAL ROSTER

No.	Name	Pos.	Ht.	B/T	Cl.	Hometown (High School/College)
14	Kaylee Anderson	INF/P	5-7	R/R	Fr.	Warrenton, Mo. (Warrenton)
2	Rachel Anderson	OF	5-3	L/R	So.	Edwardsville, Ill. (Edwardsville)
7	Mykaela Arellanes	OF	5-6	L/L	Jr.	Foristell, Mo. (Holt/Northern Illinois)
8	Parker Bandy	INF	5-7	L/R	Jr.	Springfield, Ill. (Glenwood/Illinois State)
12	Addison Barnouski	P/INF	5-9	R/R	So.	O'Fallon, Ill. (O'Fallon Township)
16	Randi Dae Conway	INF	5-7	S/R	So.	Morganfield, Ky. (Union City)
24	Rachael Donald	C	5-8	R/R	So.	Dupo, Ill. (Dupo)
26	Ashley Ellis	INF	5-8	R/R	So.	Arnold, Mo. (Fox)
5	Alexis Estes	P	5-9	R/R	So.	Lane, Ill. (Clinton/Lincoln Land CC)
4	Claudia Gallo	OF	5-6	R/R	So.	Arnold, Mo. (Fox)
22	Madison Harris	INF	5-6	R/R	So.	Imperial, Mo. (Windsor)
6	Riley Hayes	C	5-8	R/R	Sr.	Jefferson City, Mo. (Jefferson City)
19	Madeline Krumrey	P	5-8	R/R	Sr.	Wildwood, Mo. (Eureka)
18	Mackenzie Long	INF	5-2	L/R	Jr.	Lee's Summit, Mo. (Lee's Summit West)
11	Danina Marton	INF	5-10	R/R	Fr.	Northridge, Calif. (Grover Cleveland)
3	Sarah Messex	INF	5-4	R/R	Jr.	Sullivan, Mo. (Sullivan)
10	Darby Pruett	INF	5-6	R/R	Sr.	Corning, Ark. (Naylor R-2)
17	Brooke Rheinecker	OF	5-2	L/R	So.	St. Louis, Mo. (Lindbergh)
9	Rachel Rook	P	5-11	R/R	Fr.	Republic, Mo. (Republic)
15	Haley Thogmartin	P	5-8	R/R	Jr.	St. Louis, Mo. (Kirkwood)
21	Abby Tillotson	C	5-7	R/R	Sr.	O'Fallon, Mo. (Fort Zumwalt North/Three Rivers CC)
1	Claire Wernig	OF	5-4	L/L	Sr.	Imperial, Mo. (Lutheran South)

Head Coach: Mark Redburn (Fourth Year/Missouri-St. Louis, 1993)

Assistant Coaches: Kristen Jones (Third Year/Augusta State, 2012);

Brie Carmack (Second Year/Jacksonville, 2011)

ROSTER BREAKDOWN

Total Squad Members.....	22
Seniors	5
Juniors	5
Sophomores.....	9
Freshmen.....	3

PRONUNCIATION GUIDE

Mykaela Arellanes	air-EE-ah-ness
Addison Barnouski	bar-NEW-ski
Brooke Rheinecker	RYE-neck-er


GEOGRAPHICAL BREAKDOWN

Arkansas.....	1
Darby Pruett	
California.....	1
Danina Marton	
Illinois.....	5
Rachel Anderson, Parker Bandy, Addison Barnouski, Rachael Donald, Alexis Estes	
Kentucky.....	1
Randi Dae Conway	
Missouri.....	14
Kaylee Anderson, Mykaela Arellanes, Ashley Ellis, Claudia Gallo, Madison Harris, Riley Hayes, Madeline Krumrey, Mackenzie Long, Sarah Messex, Brooke Rheinecker, Rachel Rook, Haley Thogmartin, Abby Tillotson, Claire Wernig	



Southeast Missouri State REDHAWKS

RADIO/TV ROSTER



1

Claire Wernig
OF / 5-4 / L-L / Sr.
Imperial, Mo.



2

Rachel Anderson
OF / 5-3 / L-R / So.
Edwardsville, Ill.



3

Sarah Messex
INF / 5-4 / R-R / Jr.
Sullivan, Mo.




4

Claudia Gallo
OF / 5-6 / R-R / So.
Arnold, Mo.



5

Alexis Estes
P / 5-9 / R-R / So.
Lane, Ill.




6

Riley Hayes
C / 5-8 / R-R / Sr.
Jefferson City, Mo.




7

Mykaela Arellanes
OF / 5-6 / L-L / Jr.
Foristell, Mo.



8

Parker Bandy
INF / 5-7 / L-R / Jr.
Springfield, Ill.



9

Rachel Rook
P / 5-11 / R-R / Fr.
Republic, Mo.



10

Darby Pruett
INF / 5-6 / R-R / Sr.
Corning, Ark.



11

Danina Marton
INF / 5-10 / R-R / Fr.
Northridge, Calif.




12

Addison Barnouski
INF/P / 5-9 / R-R / So.
O'Fallon, Ill.



14

Kaylee Anderson
INF/P / 5-7 / R-R / Fr.
Warrenton, Mo.




15

Haley Thogmartin
P / 5-8 / R-R / Jr.
St. Louis, Mo.



16

Randi Dae Conway
INF / 5-7 / S-R / So.
Morganfield, Ky.




17

Brooke Rheinecker
OF / 5-2 / L-R / So.
St. Louis, Mo.




18

Mackenzie Long
INF / 5-2 / L-R / Jr.
Lee's Summit, Mo.



19

Madeline Krumrey
P / 5-8 / R-R / Sr.
Wildwood, Mo.




21

Abby Tillotson
C / 5-7 / R-R / Sr.
O'Fallon, Mo.



22

Madison Harris
INF / 5-6 / R-R / So.
Imperial, Mo.



24

Rachael Donald
C / 5-8 / R-R / So.
Dupo, Ill.



26

Ashley Ellis
INF / 5-8 / R-R / So.
Arnold, Mo.



Mark Redburn
Head Coach
Fourth Year



Kristen Jones
Assistant Coach
Third Year



Brie Carmack
Assistant Coach
Second Year



Southeast Missouri State REDHAWKS

2018 SCHEDULE

<u>Northern Iowa Dome Classic</u>			
Friday, February 9	vs. South Dakota State	Cedar Falls, Iowa	12:30 p.m.
Friday, February 9	at Northern Iowa	Cedar Falls, Iowa	2:45 p.m. ^{ESPN3}
Saturday, February 10	vs. UMKC	Cedar Falls, Iowa	8 a.m.
Saturday, February 10	at Northern Iowa	Cedar Falls, Iowa	12:30 p.m. ^{ESPN3}
Sunday, February 11	vs. Drake	Cedar Falls, Iowa	11:45 a.m.
<u>Chattanooga Frost Classic</u>			
Friday, February 23	vs. Evansville	Chattanooga, Tenn.	1:30 p.m.
Friday, February 23	vs. Alabama State	Chattanooga, Tenn.	4 p.m.
Saturday, February 24	vs. IUPUI	Chattanooga, Tenn.	11 a.m.
Saturday, February 24	at Chattanooga	Chattanooga, Tenn.	1:30 p.m.
Sunday, February 25	vs. Western Michigan	Chattanooga, Tenn.	9 a.m.
Sunday, February 25	vs. Western Illinois	Chattanooga, Tenn.	11:30 a.m.
<u>Kentucky John Cropp Classic</u>			
Saturday, March 3	vs. Ohio University	Lexington, Ky.	11 a.m.
Saturday, March 3	at Kentucky	Lexington, Ky.	4 p.m.
Sunday, March 4	vs. Ohio University	Lexington, Ky.	10 a.m.
Sunday, March 4	at Kentucky	Lexington, Ky.	12:30 p.m.
Friday, March 9	at Creighton (DH)	Omaha, Neb.	12 p.m.
Saturday, March 10	at Creighton	Omaha, Neb.	12 p.m.
Tuesday, March 13	Indiana State (DH)	Cape Girardeau, Mo.	12 p.m. ^{OVCDN}
<u>Memphis Tiger Classic</u>			
Friday, March 16	vs. Tennessee Tech	Memphis, Tenn.	9 a.m.
Friday, March 16	at Memphis	Memphis, Tenn.	1:30 p.m.
Saturday, March 17	vs. Eastern Michigan	Memphis, Tenn.	3:45 p.m.
Sunday, March 18	vs. South Dakota	Memphis, Tenn.	9 a.m.
Wednesday, March 21	Missouri (DH)	Cape Girardeau, Mo.	4 p.m. ^{OVCDN}
Saturday, March 24	Tennessee Tech* (DH)	Cape Girardeau, Mo.	1 p.m.
Sunday, March 25	Jacksonville State* (DH)	Cape Girardeau, Mo.	1 p.m.
Friday, March 30	at Eastern Illinois* (DH)	Charleston, Ill.	3 p.m.
Wednesday, April 4	at Southern Illinois	Carbondale, Ill.	4 p.m.
Saturday, April 7	at Austin Peay* (DH)	Clarksville, Tenn.	1 p.m.
Sunday, April 8	at Murray State* (DH)	Murray, Ky.	1 p.m.
Saturday, April 14	SIU Edwardsville* (DH)	Cape Girardeau, Mo.	1 p.m. ^{OVCDN}
Tuesday, April 17	UT Martin* (DH)	Cape Girardeau, Mo.	3 p.m. ^{OVCDN}
Saturday, April 21	at Morehead State* (DH)	Morehead, Ky.	11 a.m.
Sunday, April 22	at Eastern Kentucky* (DH)	Richmond, Ky.	12 p.m.
Wednesday, April 25	at Saint Louis (DH)	St. Louis, Mo.	4 p.m.
Saturday, April 28	Tennessee State* (DH)	Cape Girardeau, Mo.	1 p.m. ^{OVCDN}
Sunday, April 29	Belmont* (DH)	Cape Girardeau, Mo.	1 p.m. ^{OVCDN}
<u>OVC Tournament</u>			
Wednesday, May 9	OVC Tournament	Oxford, Ala.	TBA
Thursday, May 10	OVC Tournament	Oxford, Ala.	TBA
Friday, May 11	OVC Tournament	Oxford, Ala.	TBA
Saturday, May 12	OVC Tournament	Oxford, Ala.	TBA

All times Central and Subject to Change

Home Games in **Bold**

* Denotes Ohio Valley Conference Game





**YOUR
REDHAWKS**

COACHES

Southeast Missouri State REDHAWKS

MARK REDBURN



- Head Coach
- Fourth Year
- Missouri-St. Louis, 1993

MARK REDBURN

The 2018 season marks the fourth year for Southeast Missouri head coach Mark Redburn.

Mark Redburn has the Southeast Missouri softball program moving in the right direction entering his fourth year at the helm.

Redburn coaches the 42nd team in Southeast softball history in 2018.

Last season, Southeast increased its win total by a +7 margin as the Redhawks went 23-27 overall and finished ninth in the Ohio Valley Conference with an 8-14 mark.

Redburn coached his first OVC Freshman of the Year and third First-Team All-OVC selection in Rachel Anderson. Anderson, also a National Fastpitch Coaches Association Second-Team All-Region pick, led the team in batting average (.412), at-bats (153), hits, doubles (10), triples (8), home runs (7), RBIs (33), total bases (110), slugging percentage (.719), on-base percentage (.483), multi-hit games (21), multi-RBI performances (10) and games started (50). Anderson ended her freshman campaign on an 11-game hitting streak, helping lift the Redhawks to victory in six of their final nine contests of 2017.

The 2017 club finished among

the school's top single-season teams in slugging percentage (6th, .427), on-base percentage (5th, .356), triples (4th, 21), home runs (9th, 31), total bases (9th, 567), stolen bases (2nd, 65), stolen base attempts (1st, 88), opponent batting average (7th, .282), strikeouts/7 innings (7th, 4.17), strikeouts (10th, 194), strikeouts looking (3rd, 61) fewest doubles allowed (8th, 49), fielding percentage (8th, .960), fewest errors (7th, 59) and fewest stolen bases against (3rd, 38).

Pitcher Madeline Krumrey surpassed 200 career strikeouts for Redburn's 2017 squad. Krumrey sets to begin her fourth and final season as the Redhawks top starting pitcher this year.

Redburn picked up his 200th career victory when Southeast beat Austin Peay, 7-4, on Apr. 30, 2016. His 2016 club ranked among the school's top-10 teams in doubles (6th, 69), stolen bases (3rd, 58), walks (8th, 138), home runs (6th, 35) and slugging percentage (6th, .412). Additionally, Redburn coached one All-OVC pick (Savannah Carpenter) that year.

In his first season, Redburn led the Redhawks to an overall record of 19-27 and 12-12 in OVC play during the 2015 campaign. His 19 victories came after Southeast won no more than 15 games in each of the previous two seasons. Redburn's first

club at Southeast also had 12 OVC wins, a +9 increase from the 2014 campaign. In addition, the Redhawks made the OVC Tournament, snapping a streak of three years where they missed the event.

Not only did Redburn earn his 100th career NCAA Division I win in his inaugural season with the Redhawks, but he coached three All-OVC selections and one NFCA All-Region honoree.

Statistically, Southeast finished among the top-five OVC teams in batting average (3rd), slugging percentage (5th), on-base percentage (5th) and hits (5th). The 2015 Redhawks also broke two single-season records with Kayla Fortner establishing new marks in home runs and walks. Southeast tied the OVC single-game mark and set a single-game school record with six home runs, as well. Academically, the Redhawks accumulated a 3.35 grade point average during the 2014-15 academic year as a total of nine players earned NFCA All-

America Scholar-Athlete status for achieving a 3.5 or higher GPA.

The fourth head coach in Redhawk softball history, Redburn won 90 games in five years as head coach at the University of Evansville before accepting the job at Southeast on June 26, 2014.

In 2014, Redburn coached a UE team with five starters that were underclassmen, including four freshmen and one sophomore. The Purple Aces achieved their highest batting average since 2007. Additionally, UE had a freshman lead the team in stolen bases and home runs.

Despite a season that allowed 53 games, the 2013 team had its best season in Redburn's five years at UE. Entering the Missouri Valley Conference Tournament as the No. 7 seed, the Purple Aces beat the No. 6, No. 3 and No. 2 seeds to make their first MVC Championship appearance since 2003. UE finished second with



Southeast Missouri State REDHAWKS

MARK REDBURN

three players garnering All-Tournament team honors.

The 2013 campaign resulted in the most overall wins in a season since 2008 and the best regular-season and conference tournament finish since Redburn's arrival. UE continued its aggressive baserunning with 89 stolen bases, ranking second in the MVC. The pitching staff also rated fourth in the conference.

Redburn's 2012 club saw improvement as well, winning more games than it had the previous season. The Purple Aces stole 79 bases and had two all-conference and one National Fastpitch Coaches Association All-Region selection that year. In 2011, Redburn exposed a young and inexperienced team to some of the top programs in the nation as UE played one of its most difficult schedules. Tennessee, Georgia Tech, Missouri, Ohio State, Texas Tech, South Alabama and Chattanooga were among the stiff competition.

Redburn quickly started to transform the UE program during his first year in 2010. The Purple Aces secured a berth in the MVC Tournament after winning 10 conference games. UE led the MVC with 31 doubles and hit 36 home runs, while producing two all-conference picks.

Academically, Redburn's teams consistently enjoyed success. In fact, each of his last four UE teams accumulated a 3.1 or higher grade point average. He had several student-athletes obtain over a 3.5 GPA and earn academic recognition along the way.

Prior to UE, Redburn spent three years as an assistant coach at the University of Missouri working primarily

with the pitchers and catchers, and serving as recruiting coordinator.

He was part of a coaching staff that compiled an overall record of 137-53. The Tigers registered a school record for victories (50), won the Big 12 Conference Tournament, won their Regional and defeated host UCLA in the Super Regional to advance to the College World Series in 2009. Overall, Redburn coached four all-conference pitchers, including USA National Team Pitcher Chelsea Thomas at Missouri.

Redburn began his collegiate coaching career as head coach at St. Charles (Mo.) Community College from 2001-04. He led the 2003 team to its first Region 16 championship and a seventh-place finish at the National Junior College Athletic Association Division I National Tournament. His 2004 squad set a school record with 33 victories.

Following his stay at St. Charles CC, Redburn spent two seasons as head coach of the new softball program at Jefferson College. In the program's first year of competition, 2006, he led Jefferson to a 49-16 record, Region 16 championship and ninth-place finish at the NJCAA Division I National Tournament. Redburn was honored as the Midwest Community College Athletic Conference Coach of the Year following that season. A native of St. Charles, Missouri, Redburn graduated from the University of Missouri-St. Louis in 1993 and received his master's degree in Athletics/Activities Administration from William Woods University.

He and his wife, Tracy, have two sons, Joe and Jack.

THE MARK REDBURN FILE

Hometown

St. Charles, Mo.

Family

Spouse: Tracy

Sons: Joe, Jack

Education

- Missouri-St. Louis, Bachelor of Science in Special Education
- William Woods, Master of Education in Athletics/Activities Administration

REDBURN'S YEAR-BY-YEAR RECORDS

Year	School	Assignment	Record	Conf. Finish	Postseason
2002	St. Charles CC	Head Coach	8-18	-	-
2003	St. Charles CC	Head Coach	9-8	-	-
2004	St. Charles CC	Head Coach	10-10		
2005	Jefferson College	Head Coach	-	Program Preparation Year	-
2006	Jefferson College	Head Coach	49-16	1st Region 16	-
2007	Missouri	Assistant Coach	40-23, 13-4	3rd Big 12	-
2008	Missouri	Assistant Coach	47-17, 11-6	3rd Big 12	
2009	Missouri	Assistant Coach	50-12, 12-6	2nd Big 12	1st Big 12 Tourn., NCAA Midwest Regional Champions, NCAA Super Regional Champions, 8th in College World Series
2010	Evansville	Head Coach	18-34, 10-16	t7th MVC	-
2011	Evansville	Head Coach	12-42, 6-21	9th MVC	-
2012	Evansville	Head Coach	18-37, 8-19	8th MVC	-
2013	Evansville	Head Coach	23-30, 11-12	7th MVC	2nd MVC Tourn.
2014	Evansville	Head Coach	19-32, 7-19	10th MVC	-
2015	Southeast Missouri	Head Coach	19-27, 12-12	7th OVC	8th OVC Tourn.
2016	Southeast Missouri	Head Coach	16-33, 10-17	10th OVC	-
2017	Southeast Missouri	Head Coach	23-27, 8-14	9th OVC	-

Overall Record as a Head Coach: 224-314 (13 years)

Record at Southeast Missouri, 58-87, 30-43 Ohio Valley Conference (3 years)

Record at Evansville, 90-175, 42-87 Missouri Valley Conference (5 years)

Record at Jefferson College, 49-16 (2 years)

Record at St. Charles CC: 27-36 (3 years)

Record as a college assistant: 137-52 (3 years)

Redburn by the Numbers

- 30 OVC Commissioner's Honor Roll Selections
- 19+ Academic All-Americans
- 11 NJCAA All-Region 16 Players
- 9 NFCA All-America Scholar-Athletes
- 6 All-MVC Players
- 6 MVC Scholar-Athletes
- 4 All-Americans
- 4 MCCAC All-Conference Players
- 4 OVC Medal of Honor Recipients
- 3 First-Team All-OVC Selections
- 3 OVC All-Newcomer Selections
- 3 OVC Players of the Week
- 3 MVC Players of the Week
- 2 NFCA All-Region Selections
- 1 OVC Freshman of the Year
- 1 Second-Team All-OVC Selection

Coaching Honors

- 2009 Midwest Coaching Staff of the Year
- 2006 Region 16 and MCCAC Coach of the Year
- 2003 Region 16 Coach of the Year

Southeast Missouri State REDHAWKS

ASSISTANT COACHES



- ▶ Assistant Coach
- ▶ Second Year
- ▶ Jacksonville, 2011

BRIE CARMACK

Aubrie (Brie) Carmack is in her second year as an assistant coach at Southeast Missouri.

Carmack coaches first base and oversees Southeast's outfielders.

A native of Monroe, Michigan, Carmack joined the Redhawks prior to the 2017 campaign after spending one season at Bucknell University. Before that, she worked as an assistant coach at Division III member of the USA South Athletic Conference Covenant College. Carmack also worked at fellow Ohio Valley Conference foe Eastern Illinois as a graduate assistant for two years. During her time at EIU, the Panthers won the 2013 OVC title and finished the 2014 campaign with a 38-17 overall record.

Carmack began coaching as a student assistant at her alma mater, Jacksonville University. The Dolphins finished an outstanding 2011 campaign with a 15-game winning streak to capture both the Atlantic Sun regular-season and tournament titles. JU set new program records for wins (44) and home victories (22), and competed in the Gainesville, Florida NCAA Regional versus UCLA,

Bethune-Cookman, and the host Gators.

As a student-athlete at JU, Carmack was able to put together two successful seasons for the green and gold despite battling injuries during her athletic career. Her best season came in 2009 as the infielder finished second on the team in doubles (6) and third in RBI (17) through 44 games.

Utilized mainly as a pinch-hitter in 2010, Carmack saw action in 32 contests, and off the field, received A-Sun all-academic honors twice and NFCA all-academic team accolades.

As a prep, Carmack was a three-year starter at Florence Christian High School in Florence, South Carolina under coach John Brown, where she helped the Eagles win consecutive state championships during her sophomore and junior seasons. She also nabbed first-team all-state and all-region honors as a senior.

Carmack graduated with a bachelor's degree in exercise science from JU in 2011. She is presently working on her master's in sports administration.



- ▶ Assistant Coach
- ▶ Third Year
- ▶ Augusta State, 2012

KRISTEN JONES

Kristen Jones begins her third year as an assistant coach at Southeast Missouri.

Jones previously worked as the Coordinator of New Media and Championships for the Peach Belt Conference in Augusta, Georgia. Jones was in charge of designing championship logos and championship printed materials, website maintenance and multimedia content. She also wrote and published press releases, while managing the conference's day-to-day social media accounts.

Jones first joined the Peach Belt Conference as a New Media & Programming Intern, a position she held from January 2012-June 2014. She then moved to full-time status in July 2014.

She received her bachelor's degree in kinesiology at Augusta State University in 2012 and earned her master's degree at Georgia Regents University in 2014.

Jones was a graduate assistant softball coach at Georgia Regents, where she primarily worked with the hitters. She helped with scouting, recruiting and other duties as assigned.

She enjoyed a successful playing career at Augusta State, garnering National Fastpitch Coaches Association Second-Team All-America and NFCA & Daktronics First-Team All-South Region honors in 2011. In addition, Jones was a two-time First-Team All-Peach Belt Conference selection (2010, 2011).






 **YOUR
REDHAWKS**

**PLAYER
PROFILES**

Southeast Missouri State REDHAWKS

RETURNEES



2

► OF ► Sophomore
► 5-3 ► L/R
► Edwardsville, Ill.
► Edwardsville H.S.

RACHEL ANDERSON

2017: Named Ohio Valley Conference Freshman of the Year and claimed First-Team All-OVC and All-Newcomer honors...Earned National Fastpitch Coaches Association Second-Team All-Mideast Region accolades...Finished her outstanding rookie campaign ranked second in the OVC in batting average (.412), first in triples (8) and among the top five individuals in slugging percentage (2nd, .719), on-base percentage (4th, .483), hits (3rd, 63) and total bases (2nd, 110)...Ranked third in the nation in triples and seventh in triples per game (0.16)...Led the Redhawks in batting average, at-bats (153), hits, doubles (10), triples, home runs (7), runs batted in (33), total bases, slugging percentage, on-base percentage, multi-hit games (21), multi-RBI performances (10) and games started (50)...Ended the year on an 11-game hitting streak and helped lead Southeast to victory in six of its final nine contests of the season...Won OVC Player of the Week honors on Feb. 13...She hit .750 (6-for-8) with six runs scored, two doubles, two triples, a home run and seven

RBIs to help the Redhawks win the Jackson State Tournament (2/11-12)...Had multiple hits in each of her first three career starts and homered on the first pitch in her first collegiate at-bat of the season...Boasted a 1.875 slugging percentage and a .750 on-base percentage during opening weekend...Posted a season-high three RBIs on four occasions...Reached base in the last 13 games of her rookie campaign...Rated fourth among the school's single-season leaders in batting average, third in slugging percentage, seventh in hits, second in triples and tied for third in total bases.

Prep: Named the St. Louis Post-Dispatch All-Metro Spring Softball Player of the Year and earned First-Team Illinois Coaches Association Class 4A All-State honors at Edwardsville High School...Hit .543 with a .922 slugging percentage and set new school records in runs scored (52) and triples (9) during her outstanding senior campaign...Also notched four home runs, 44 RBIs, 11 stolen bases, 14 doubles and a near .600 on-base percentage...Hit

.507 with 212 hits, 182 runs scored, 52 doubles, 22 triples, 18 home runs, 140 RBIs, 41 stolen bases, 65 walks, a .570 on-base percentage and an .871 slugging percentage in four prep seasons...All-State honoree each of her four high school seasons...ASA Junior Olympics All-Star

Team Most Valuable Player...Played for the St. Louis Chaos-Gold summer league team.

Personal: Born August 24, 1997...Majoring in Family & Consumer Sciences Education...Daughter of Rivers and Phyllis Anderson.

CAREER-HIGHS

At-Bats	5	at SIU Edwardsville (4/14/17)
Runs	3	3x, last at Belmont (5/1/17)
Hits	3	4x, last vs. Eastern Illinois (4/1/17)
Doubles	1	10x, last vs. Eastern Kentucky (4/23/17)
Triples	2	2x, last at Alcorn State (2/25/17)
Home Runs	1	7x, last at Belmont (5/1/17)
RBI	3	4x, last vs. Morehead State (4/22/17)
Stolen Bases	2	2x, last vs. Alabama State (3/12/17)



ANDERSON'S CAREER STATISTICS AT SOUTHEAST MISSOURI

Year	Avg.	GP-GS	AB	R	H	2B	3B	HR	RBI	TB	SLG%	BB	HBP	SO	GDP	OB%	SF	SH	SB-ATT	PO	A	E	FLD%
2017	.412	50-50	153	35	63	10	8	7	33	110	.719	20	1	15	1	.483	0	0	12-17	71	7	1	.987

ANDERSON'S CAREER STATISTICS IN OHIO VALLEY CONFERENCE GAMES

Year	Avg.	GP-GS	AB	R	H	2B	3B	HR	RBI	TB	SLG%	BB	HBP	SO	GDP	OB%	SF	SH	SB-ATT	PO	A	E	FLD%
2017	.366	22-22	71	14	26	5	1	4	17	45	.634	7	1	10	0	.430	0	0	4-8	38	2	1	.976

Southeast Missouri State REDHAWKS

RETURNEES



7

► OF ► Junior
► 5-6 ► L/L
► Foristell, Mo.
► Holt H.S.
► Northern Illinois

MYKAELA ARELLANES

2017: Named to the Ohio Valley Conference All-Newcomer Team... Started 48 games in right field... Southeast's third-leading hitter with a .322 average...Led the team with 36 run scored, 16 stolen bases and 22 walks...Added 48 hits, nine doubles, four triples, three home runs and 17 runs batted in...Hit .329 with 14 runs, three doubles, two triples, a home run, four RBIs and five stolen bases in 22 OVC starts...Recorded multiple hits 13 times...Broke a single-game school record with four stolen bases vs. Alabama A&M (3/11)...Went 2-for-3 with two runs scored, one RBI and two doubles in her first career start vs. Tennessee State (2/11)...Hit her first career home run at Alcorn State (2/25)...Had a season-high three hits vs. Austin Peay (4/8) and at UT Martin (5/6)...Put together a seven-game hitting streak from Mar. 17-25...OVC Commissioner's Honor Roll selection and Southeast Scholar-Athlete.

Northern Illinois: Played in 20 games and made two starts as a freshman at Northern Illinois University in 2016...Had one hit, scored three runs and posted one RBI for the Huskies.

Prep: Three-time All-Conference, All-Region, All-District and All-State honoree at Holt High School...Hit .559 with a .811 slugging percentage in 2014 to go along with 33 RBIs, 42 runs and three home runs...Stole 28 bases as a senior...Earned All-state, All-Conference, All-District and All-Region accolades following the 2014 season...Named the Conference Player of the Year following her junior season...Garnered All-State, All-Metro, All-Region, All-District and All-Conference laurels in 2013, while being invited to play in the ASA Missouri vs. Illinois All-Star Game...Registered a .573 batting average and a .698 slugging percentage in 2013...Swiped 49 bases as a junior, while posting 20 RBIs and 40 runs...Collected All-State, All-Metro, All-Region, All-District and All-Conference recognition as a sophomore...Finished with a .529 batting average and a .563 slugging percentage, while stealing 43 bases...Stole 17 bases as a freshman.

Personal: Majoring in Criminal Justice...Born June 23, 1997... Daughter of Michael and Shonda Arellanes.

CAREER-HIGHS

At-Bats	4	16x, last at UT Martin (5/6/17)
Runs	3	vs. Jarvis Christian College (2/11/17)
Hits	3	2x, last at UT Martin (5/6/17)
Doubles	2	vs. Tennessee State (2/11/17)
Triples	2	vs. Jarvis Christian College (2/11/17)
Home Runs	1	3x, last vs. Austin Peay (4/8/17)
RBI	3	vs. Jarvis Christian College (2/11/17)
Stolen Bases	4	vs. Alabama A&M (3/11/17)



8

► INF ► Junior
► 5-7 ► L/R
► Springfield, Ill.
► Glenwood H.S.
► Illinois State

PARKER BANDY

2017: Logged 48 starts, including 44 at second base...Hit .276 with 18 runs scored, 35 hits, nine doubles, three triples, two home runs and 22 runs batted in...Stole four bases and drew 15 walks...Started 22 games, scored six runs, had five doubles, hit one triple and posted seven RBIs in Ohio Valley Conference play...Went 2-for-3 with two runs scored,

one RBI and two stolen bases in her first start of the season vs. Tennessee State (2/11)...Collected multiple hits eight times and finished with multiple RBIs on five occasions...Hit her first career home run vs. #12 LSU (3/18)...Hit safely in seven of her first eight starts of the season... OVC Commissioner's Honor Roll selection...Southeast Scholar-Athlete.

ARELLANES' CAREER STATISTICS AT SOUTHEAST MISSOURI

Year	Avg.	GP-GS	AB	R	H	2B	3B	HR	RBI	TB	SLG%	BB	HBP	SO	GDP	OB%	SF	SH	SB-ATT	PO	A	E	FLD%
2017	.322	48-48	149	36	48	9	4	3	17	74	.497	22	1	28	1	.413	0	0	16-18	52	1	3	.946

ARELLANES' CAREER STATISTICS IN OHIO VALLEY CONFERENCE GAMES

Year	Avg.	GP-GS	AB	R	H	2B	3B	HR	RBI	TB	SLG%	BB	HBP	SO	GDP	OB%	SF	SH	SB-ATT	PO	A	E	FLD%
2017	.329	22-22	70	14	23	3	2	1	4	33	.471	9	1	18	0	.413	0	0	5-6	27	1	1	.966

Southeast Missouri State

REDHAWKS

RETURNEES

Illinois State: Appeared in 19 games, while making three starts as a freshman at Illinois State in 2016... Made first career start vs. South Carolina...Finished the season with three hits, including first career hit vs. Florida International...Scored first career run vs. Montana...Hit a pinch-hit RBI-double vs. Eastern Kentucky.


Prep: Three-year varsity starter at Glenwood High School...2014 Central State 8 Conference Player of the Year...Two-time First-Team All-Conference...First-Team 3A All-State in 2014...Third-Team 3A All-State in 2013...Member of three conference championship teams and 2014 3A State Champions at Glenwood...

Selected by USSSA as one of 2014's "Best Players in USSSA"...Illinois State Journal Registrar All-Star Game MVP in 2014...Hit .488 with 61 runs, 63 hits, 24 RBIs, 23 stolen bases and three home runs during her junior season...Hit .440 with 44 runs, 40 hits, 30 RBIs, 21 stolen bases and a .519 on-base percentage as a sophomore in 2013...Hit .378 with 27 runs scored and 17 RBIs during her freshman campaign...Member of Midland Magic travel team.

Personal: Majoring in Human Environmental Studies...Born June 14, 1997...Daughter of Von and Deanna Bandy.

CAREER-HIGHS

At-Bats	5	at SIU Edwardsville (4/14/17)
Runs	2	3x, last at UT Martin (5/6/17)
Hits	2	8x, last at UT Martin (5/6/17)
Doubles	1	8x, last vs. Eastern Kentucky (4/23/17)
Triples	1	3x, last vs. Murray State (4/9/17)
Home Runs	1	2x, last vs. LSU (3/18/17)
RBI	3	vs. Alabama State (3/12/17)
Stolen Bases	2	vs. Tennessee State (2/11/17)



12

► INF/P ► Sophomore
► 5-9 ► L/L
► O'Fallon, Ill.
► O'Fallon Township H.S.

ADDISON BARNOUSKI

2017: Ranked fifth on the team in batting average with a .292 clip as a freshman...Scored 12 runs, had four doubles, hit three home runs and finished with 16 runs batted in...Walked five times and stole five bases...Made three relief appearances, recording one strikeout in 4.2 innings of work...Went 3-for-3 with two runs scored, a double and two RBIs in her first collegiate game vs. Jarvis Christian College (2/11)...Also went 3-for-3 with two runs scored, a home run and three RBIs at Alcorn State (2/25)...Started 14 games at third base and was in the lineup as designated hitter 11 times.

Prep: First-Team All-Metro pick at O'Fallon Township High School... Led her team to the sectional championship game as a senior... Ended her high school career with a .514 batting average, five home runs and 34 RBIs...Boasted an

.878 slugging percentage with 16 stolen bases and struck out only one time all season...As a pitcher, she went 17-3 with 170 strikeouts in 134 innings as a senior...Four-time Class 4A All-Conference honoree... Also garnered All-Area and All-State accolades...Led the Panthers in pitching and was her team's top offensive threat as a junior...Hit .436 with five doubles, a triple, six home runs, 20 runs scored, 26 RBIs and 21 stolen bases that year...Pitching wise, she had a 1.45 ERA and accumulated eight wins, while recording 151 strikeouts in 169 innings...Named O'Fallon Township's Most Valuable Player and Defensive Player of the Year...Played summer ball for the St. Louis Diamond Cats.

Personal: Born June 27, 1998... Majoring in Elementary Education... Daughter of Anthony and Rebekah Barnouski.

CAREER-HIGHS

At-Bats	4	4x, last vs. Alabama A&M (3/11/17)
Runs	2	2x, last at Alcorn State (2/25/17)
Hits	3	2x, last at Alcorn State (2/25/17)
Doubles	1	4x, last vs. Eastern Kentucky (4/23/17)
Triples	-	-
Home Runs	1	3x, last at SIU Edwardsville (4/14/17)
RBI	3	at Alcorn State (2/25/17)
Stolen Bases	2	at Jackson State (2/12/17)



BANDY'S CAREER STATISTICS AT SOUTHEAST MISSOURI

Year	Avg.	GP-GS	AB	R	H	2B	3B	HR	RBI	TB	SLG%	BB	HBP	SO	GDP	OB%	SF	SH	SB-ATT	PO	A	E	FLD%
2017	.276	48-48	127	18	35	9	3	2	22	56	.441	15	2	25	0	.354	3	3	4-5	94	61	8	.951

BANDY'S CAREER STATISTICS IN OHIO VALLEY CONFERENCE GAMES

Year	Avg.	GP-GS	AB	R	H	2B	3B	HR	RBI	TB	SLG%	BB	HBP	SO	GDP	OB%	SF	SH	SB-ATT	PO	A	E	FLD%
2017	.234	22-22	64	6	15	5	1	0	7	22	.344	6	2	13	0	.315	1	1	2-3	42	32	2	.974

Southeast Missouri State REDHAWKS

RETURNEES



and freshman, respectively...Ranked among the top-five school leaders in batting average and stolen bases...Two-time winner of her team's Golden Glove and Hitting Awards...Carried a 4.0 GPA...Also played basketball.

Personal: Born February 5, 1998... Majoring in Health Sciences... Daughter of Randy and Nikki Conway.

CAREER-HIGHS

At-Bats	2	3x, last at SIU Edwardsville (4/14/17)
Runs	2	vs. Jarvis Christian College (2/11/17)
Hits	1	2x, last at SIU Edwardsville (4/14/17)
Doubles	-	-
Triples	-	-
Home Runs	-	-
RBI	-	-
Stolen Bases	-	-



RANDI DAE CONWAY

2017: Saw action in 15 games and made five starts at second base... Had two hits in 12 at-bats...Scored four runs...Recorded her first career hit vs. Austin Peay (4/8)...Added her other hit at SIU Edwardsville (4/14)... Ohio Valley Conference Commissioner's Honor Roll selection and Southeast Scholar-Athlete.

Prep: Four-year starter at Union County High School, where she earned All-District, All-Region and All-State honors...Part of multiple district championship teams...Hit over .450 for her career...Registered a .505 batting average with 30 RBIs and 27 stolen bases as a junior... Hit .463 and .388 as a sophomore



BARNOUSKI'S CAREER STATISTICS AT SOUTHEAST MISSOURI

Year	Avg.	GP-GS	AB	R	H	2B	3B	HR	RBI	TB	SLG%	BB	HBP	SO	GDP	OB%	SF	SH	SB-ATT	PO	A	E	FLD%
2017	.292	42-25	89	12	26	4	0	3	16	39	.438	5	1	19	1	.337	0	0	5-5	8	23	2	.939
Year	ERA	W-L	APP	GS	CG	SHO	SV	IP	H	R	ER	BB	SO	2B	3B	HR	AB	B/Avg.	WP	HBP	BK	SFA	SHA
2017	9.00	0-1	3	0	0	0	0	4.2	9	6	6	1	1	1	0	1	23	.429	0	0	0	0	1

BARNOUSKI'S CAREER STATISTICS IN OHIO VALLEY CONFERENCE GAMES

Year	Avg.	GP-GS	AB	R	H	2B	3B	HR	RBI	TB	SLG%	BB	HBP	SO	GDP	OB%	SF	SH	SB-ATT	PO	A	E	FLD%
2017	.217	16-4	23	1	5	1	0	1	2	9	.391	0	0	7	1	.217	0	0	1-1	0	8	1	.889

CONWAY'S CAREER STATISTICS AT SOUTHEAST MISSOURI

Year	Avg.	GP-GS	AB	R	H	2B	3B	HR	RBI	TB	SLG%	BB	HBP	SO	GDP	OB%	SF	SH	SB-ATT	PO	A	E	FLD%
2017	.167	15-5	12	4	2	0	0	0	0	2	.167	0	1	5	0	.231	0	1	0-1	11	9	2	.909

CONWAY'S CAREER STATISTICS IN OHIO VALLEY CONFERENCE GAMES

Year	Avg.	GP-GS	AB	R	H	2B	3B	HR	RBI	TB	SLG%	BB	HBP	SO	GDP	OB%	SF	SH	SB-ATT	PO	A	E	FLD%
2017	.286	7-4	7	1	2	0	0	0	0	2	.286	0	0	4	0	.286	0	1	0-0	8	5	1	.929

Southeast Missouri State REDHAWKS

RETURNEES



24

► C ► Sophomore
► 5-8 ► R/R
► Dupo, Ill.
► Dupo H.S.

RACHAEL DONALD

2017: Saw limited action playing in six games...Hit .200 with one hit and two runs scored...Went 1-for-2 with two runs and a RBI-single vs. Jarvis Christian College (2/11)...Ohio Valley Conference Commissioner's Honor Roll selection and Southeast Scholar-Athlete.

Prep: Second-Team All-Metro selection at Dupo High School... Helped lead Dupo to the 2A championship game, hitting a team-high .489 with two home runs and 41 RBIs as a senior...Four-year starter... Secured All-Conference and All-

Area honors all four prep seasons... As a junior, she hit .464 with a home run and 28 RBIs...Prior to that, she hit .522 as a sophomore and .536 as a freshman...Was teammates with fellow Southeast signees Addison Barnouski and Madison Harris on the St. Louis Diamond Cats summer league squad...All-Conference pick in basketball and volleyball, as well.

Personal: Born January 12, 1998... Majoring in Communication Disorders...Daughter of Jeff and Pauline Donald.

CAREER-HIGHS

At-Bats	2	vs. Jarvis Christian College (2/11/17)
Runs	2	vs. Jarvis Christian College (2/11/17)
Hits	1	vs. Jarvis Christian College (2/11/17)
Doubles	-	-
Triples	-	-
Home Runs	-	-
RBI	1	vs. Jarvis Christian College (2/11/17)
Stolen Bases	-	-



26

► INF ► Sophomore
► 5-8 ► R/R
► Arnold, Mo.
► Fox H.S.

ASHLEY ELLIS

2017: Started 47 games at first base as a freshman...Hit .242 with 31 hits, five runs scored, nine doubles, two triples, four home runs and 20 runs batted in...Drew eight walks...Ranked third on the team in home runs and tied for second in doubles... Collected multiple hits on seven occasions...Drove in two or more runs in five games...Hit a three-run home run, had a double and finished with a season-high five RBIs at Jackson State (2/12)...Hit safely in 10 of her first 11 starts of the season...Ohio Valley Conference Commissioner's Honor Roll selection and Southeast Scholar-Athlete.

11 home runs and 44 RBIs...Finished her stellar prep career with a .477 batting average, 34 home runs and 142 RBIs, and ranked among the state's top 10 leaders in 17 categories...Led the Warriors to a pair of district titles and a third-place state finish (2015)...Was teammates with fellow Southeast signee Claudia Gallo at Fox High School...Played in the summer for the St. Louis Esprit Premier.

Personal: Born November 17, 1997... Majoring in English Education... Daughter of Glen and Shea Ellis.

Prep: Suburban West Conference Player of the Year and a First-Team All-Conference, All-District, All-State and All-Region performer at Fox High School...Started all four of her prep seasons and hit .453 with 16 home runs and 56 RBIs as a senior...As a junior, she hit .613 with

DONALD'S CAREER STATISTICS AT SOUTHEAST MISSOURI

Year	Avg.	GP-GS	AB	R	H	2B	3B	HR	RBI	TB	SLG%	BB	HBP	SO	GDP	OB%	SF	SH	SB-ATT	PO	A	E	FLD%
2017	.200	6-0	5	2	1	0	0	0	1	1	.200	0	0	1	0	.200	0	0	0-0	3	0	0	1.000

ELLIS' CAREER STATISTICS AT SOUTHEAST MISSOURI

Year	Avg.	GP-GS	AB	R	H	2B	3B	HR	RBI	TB	SLG%	BB	HBP	SO	GDP	OB%	SF	SH	SB-ATT	PO	A	E	FLD%
2017	.242	47-47	128	5	31	9	2	4	20	56	.438	8	1	28	1	.288	2	2	1-1	330	13	5	.986

ELLIS' CAREER STATISTICS IN OHIO VALLEY CONFERENCE GAMES

Year	Avg.	GP-GS	AB	R	H	2B	3B	HR	RBI	TB	SLG%	BB	HBP	SO	GDP	OB%	SF	SH	SB-ATT	PO	A	E	FLD%
2017	.186	22-22	59	3	11	2	2	3	9	26	.441	3	1	14	1	.234	1	1	1-1	165	9	4	.978

Southeast Missouri State REDHAWKS

RETURNEES

CAREER-HIGHS

At-Bats	5	at Tennessee State (4/29/17)
Runs	1	5x, last at Tennessee State (4/29/17)
Hits	2	7x, last at Tennessee State (4/29/17)
Doubles	1	9x, last at Belmont (4/30/17)
Triples	1	2x, last vs. Eastern Kentucky (4/23/17)
Home Runs	1	4x, last at Tennessee State (4/29/17)
RBI	5	at Jackson State (2/12/17)
Stolen Bases	1	at Belmont (5/1/17)



5

► P ► Sophomore
► 5-9 ► R/R
► Lane, Ill.
► Clinton H.S.
► Lincoln Land CC

ALEXIS ESTES

2017: Compiled a 6-10 record in 28 appearances and 16 starts in her first year with the Redhawks...Was Southeast's number two starter...Struck out 65 in 96.2 innings of work...Tossed three complete games and combined on two shutouts...Tied for first on the team with two saves...Picked up her first career win when she struck out three in two scoreless innings at Jackson State (2/12)...Started the season with a 5-0 record...Notched a season-high eight strikeouts in a complete game victory over UMKC (3/4)...Tied her season-high of eight strikeouts vs. Eastern Kentucky (4/23).

Southeast from Lincoln Land Community College.

Prep: Graduated from Clinton High School...Helped lead Clinton to back-to-back Central Illinois Conference titles...Earned All-State honors as a senior...All-Area and All-Conference selection each of her junior and senior seasons...Set her school's single-season strikeout record with 348...Was named Female Athlete of the Year...National Honor Society member her junior and senior years.

Personal: Born August 7, 1998...Majoring in Early Childhood Education...Daughter of Richard and Heidi Estes.

Lincoln Land CC: Right-handed pitcher who transferred to

CAREER-HIGHS

Innings Pitched	7.0	3x, last vs. Eastern Kentucky (4/23/17)
Fewest Hits	0	vs. Tennessee State (2/11/17)
Most Hits	13	at Missouri (4/18/17)
Fewest Runs	0	6x, last at Jacksonville State (3/26/17)
Most Runs	8	at Missouri (4/18/17)
Fewest Walks	0	5x, last vs. Murray State (4/9/17)
Strikeouts	8	2x, last vs. Eastern Kentucky (4/23/17)



ASHLEY ELLIS

ESTES' CAREER STATISTICS IN OHIO VALLEY CONFERENCE GAMES

Year	ERA	W-L	APP	GS	CG	SHO	SV	IP	H	R	ER	BB	SO	2B	3B	HR	AB	B/Avg.	WP	HBP	BK	SFA	SHA
2017	4.06	6-10	28	16	3	0	2	96.2	114	69	56	37	65	13	2	10	445	.294	14	7	0	5	8

ESTES' CAREER STATISTICS IN OHIO VALLEY CONFERENCE GAMES

Year	ERA	W-L	APP	GS	CG	SHO	SV	IP	H	R	ER	BB	SO	2B	3B	HR	AB	B/Avg.	WP	HBP	BK	SFA	SHA
2017	3.93	1-6	10	7	2	0	0	41.0	46	27	23	14	25	3	1	4	188	.280	6	2	0	4	4

Southeast Missouri State REDHAWKS

RETURNEES



CAREER-HIGHS

At-Bats	4	vs. Murray State (4/9/17)
Runs	1	8x, last at Belmont (4/30/17)
Hits	3	vs. Murray State (4/9/17)
Doubles	-	-
Triples	1	2x, last at Belmont (5/1/17)
Home Runs	-	-
RBI	2	2x, last at Missouri (4/18/17)
Stolen Bases	1	3x, last at UT Martin (5/6/17)



CLAUDIA GALLO

2017: Appeared in 37 games and made 19 starts in left field...Hit .236 with eight runs scored, two triples, two walks and nine runs batted in... Had three stolen bases...Finished with a season-high three hits vs. Murray State (4/9)...Went 2-for-2 with a run scored and one RBI at Belmont (4/30)...Ohio Valley Conference Commissioner's Honor Roll selection and Southeast Scholar-Athlete.

Prep: First-Team All-Conference, All-District and All-State honoree in multiple seasons at Fox High

School...Four-year starter...Helped lead the Warriors to multiple district titles and a third-place state finish (2015)...Was a 4.0 student who made the honor roll every one of her high school years...Teammates with fellow Southeast signee Ashley Ellis at Fox High School and with the St. Louis Premier summer league team...Also a member of the basketball and track & field teams.

Personal: Born August 3, 1997... Majoring in Mass Communication... Daughter of Sal and Laurie Gallo.



MADISON HARRIS

2017: Played in 41 games and started 21...Was designated hitter for 18 of her starts...Hit .307 with 17 runs scored, 23 hits, two doubles, a home run and eight runs batted in...Ranked fourth on the team in

batting average...Drew 11 walks and stole a base...Had six multiple-hit games...Drove in two or more runs on two occasions...Went 3-for-3 with two runs scored and two RBIs vs. UMKC (3/17)...Went 2-for-3 and hit

GALLO'S CAREER STATISTICS AT SOUTHEAST MISSOURI

Year	Avg.	GP-GS	AB	R	H	2B	3B	HR	RBI	TB	SLG%	BB	HBP	SO	GDP	OB%	SF	SH	SB-ATT	PO	A	E	FLD%
2017	.236	37-19	55	8	13	0	2	0	9	17	.309	2	4	12	0	.302	2	0	3-4	39	3	0	1.000

GALLO'S CAREER STATISTICS IN OHIO VALLEY CONFERENCE GAMES

Year	Avg.	GP-GS	AB	R	H	2B	3B	HR	RBI	TB	SLG%	BB	HBP	SO	GDP	OB%	SF	SH	SB-ATT	PO	A	E	FLD%
2017	.303	17-14	33	4	10	0	2	0	3	14	.424	0	3	8	0	.351	1	0	2-2	27	1	0	1.000

Southeast Missouri State REDHAWKS

RETURNEES

her first career home run at Kansas (3/19)...Also had two RBIs at Tennessee State (4/29)...Ohio Valley Conference Commissioner's Honor Roll selection and Southeast Scholar-Athlete.

Prep: Earned First-Team Class 3 All-State, All-Conference, All-Region and All-District laurels at Windsor High School...Four-year starter who hit .510 with 42 runs scored, 10 doubles, three triples and seven home runs as a senior...Was tabbed he conference's Player of the Year that season...As a junior, she hit .574 with

48 runs, 10 doubles and 27 RBIs... Hit .471 as a sophomore and .437 as a freshman...Named the St. Louis Post-Dispatch Player of the Week after hitting a home run in each of the Owls' four games in the Jackson Tournament and led her team to the championship...Also played basketball...Was teammates with Addison Barnouski and Brooke Rheinecker on the St. Louis Diamond Cats summer team...Barnouski and Rheinecker signed with Southeast, as well.

Personal: Majoring in Nursing...Born May 29, 1998...Daughter of Ric and Kathy Harris.

CAREER-HIGHS

At-Bats	4	5x, last at Tennessee State (4/29/17)
Runs	2	3x, last vs. Eastern Illinois (4/1/17)
Hits	3	vs. UMKC (3/17/17)
Doubles	1	2x, last vs. Eastern Illinois (4/1/17)
Triples	-	-
Home Runs	1	at Kansas (3/19/17)
RBI	2	2x, last at Tennessee State (4/29/17)
Stolen Bases	1	vs. Alcorn State (2/19/17)



6

► C ► Senior
► 5-8 ► R/R
► Jefferson City, Mo.
► Jefferson City H.S.

RILEY HAYES

2017: Participated in 39 games and started 33...Made 29 starts at catcher...Hit .202 with seven runs scored, three doubles, a triple, home run and seven runs batted in... Ranked third on the team with 18 walks...Had multiple hits on three occasions...Hit a solo home run at Alcorn State (2/25)...Posted a season-high two hits three times.

2016: Played in 37 games and started 33 contests...Made 31 of her starts at catcher...Hit .289 with 26 hits, eight runs scored, five doubles, two home runs, 11 walks and 12 RBIs...Ranked fourth on the team in batting average and was one of six players with multiple home runs for the season...Threw out seven baserunners...Hit .340 with three doubles in 17 Ohio Valley Conference starts...Registered six multiple-hit games and one multi-RBI performance...Strung together a seven-game hitting streak from Mar. 26-Apr. 9...Homered at SIU Edwardsville (4/3) and UT Martin (4/16)...Finished with a season-high two hits on six occasions...Reached base in 14-straight games...Missed the last 10 games of the season with a concussion.

2015: Participated in 37 games and made 26 starts, including 24 at catcher as a freshman...Ranked third on the team with six home runs... Finished rookie season hitting .268 with 11 runs scored, four doubles, eight walks and 20 RBIs...Registered a .537 slugging percentage and had two stolen bases...Hit a home run in four-straight starts from Apr. 22-25...Hit her first career home run, a three-run blast, to ignite Southeast's 5-4 come-from-behind win over Saint Louis (4/22)...Pieced together a six-game hitting streak from Apr. 22-29...Had a season-high three hits and hit a solo home run against Eastern Illinois (5/7) at the OVC Tournament...Hit safely in 10 of her final 12 starts of the season... Had multiple-hits four times and drove in two or more runs on six occasions...Started 15 conference games with four of her home runs coming against league foes... Gunned down a team-high nine baserunners...Southeast Scholar-Athlete and OVC Commissioner's Honor Roll selection...Was also an NFCA All-America Scholar-Athlete.

Prep: Two-time All-Region and All-District performer at Jefferson



HARRIS' CAREER STATISTICS AT SOUTHEAST MISSOURI

Year	Avg.	GP-GS	AB	R	H	2B	3B	HR	RBI	TB	SLG%	BB	HBP	SO	GDP	OB%	SF	SH	SB-ATT	PO	A	E	FLD%
2017	.307	41-21	75	17	23	2	0	1	8	28	.373	11	0	6	0	.395	0	0	1-2	4	5	1	.900

HARRIS' CAREER STATISTICS IN OHIO VALLEY CONFERENCE GAMES

Year	Avg.	GP-GS	AB	R	H	2B	3B	HR	RBI	TB	SLG%	BB	HBP	SO	GDP	OB%	SF	SH	SB-ATT	PO	A	E	FLD%
2017	.188	17-7	32	5	6	1	0	0	2	7	.219	5	0	4	0	.297	0	0	0-0	1	1	0	1.000

Southeast Missouri State REDHAWKS

RETURNEES

City High School...Four-year letter-winner...Helped lead her team to district and regional titles in 2012... Hit .398 as a senior.

Personal: Born April 10, 1996...

Majoring in Journalism-Multimedia Broadcast...Daughter of Greg and Sherri Hayes...Her sister, Marli, plays softball at Columbia College.

CAREER-HIGHS

At-Bats	7	vs. Eastern Illinois (5/7/15)
Runs	1	26x, last at Belmont (4/30/17)
Hits	3	vs. Eastern Illinois (5/7/15)
Doubles	2	at SIU Edwardsville (4/2/16)
Triples	1	vs. UMKC (3/17/17)
Home Runs	1	9x, last at Alcorn State (2/25/17)
RBI	3	2x, last at Austin Peay (5/3/15)
Stolen Bases	1	5x, last vs. Morehead State (4/22/17)



19

► P ► Senior
► 5-8 ► R/R
► Wildwood, Mo.
► Eureka H.S.

MADELINE KRUMREY

Ranks among Southeast's career pitching leaders in opposing batting average (7th, .282), strikeouts per seven innings (6th, 4.24), wins (110th, 33), saves (15th, 4), appearances (17th, 90), games started (6th, 75), innings (9th, 456) and strikeouts (7th, 276).

2017: Went 14-8 with a 2.38 ERA in 28 appearances and 25 starts during her third year as a starting pitcher...Her 14 wins marked a career-high...Threw 11 complete games and four shutouts...Combined on two other shutouts...Struck out 96 in 141 innings...Led the team

in appearances, starts, complete games, innings, shutouts, strikeouts, wins and ERA...Ranked 10th in the Ohio Valley Conference in innings pitched, eighth in batters struck out looking (37), ninth in wins and 10th in games started...Compiled a 9-2 record in her first 11 starts of the season...Recorded a season-high eight strikeouts vs. Omaha (3/18) and at Tennessee State (4/29)... Struck out seven vs. UMKC (3/17) and at Belmont (4/30)...Threw a complete game shutout at Southeastern Louisiana (2/18), vs. Austin Peay (4/8) and at UT Martin (5/6)... Posted the 200th strikeout of her



HAYES' CAREER STATISTICS AT SOUTHEAST MISSOURI

Year	Avg.	GP-GS	AB	R	H	2B	3B	HR	RBI	TB	SLG%	BB	HBP	SO	GDP	OB%	SF	SH	SB-ATT	PO	A	E	FLD%
2015	.268	37-26	82	11	22	4	0	6	20	44	.537	8	1	11	0	.337	1	3	2-2	76	14	3	.968
2016	.289	37-33	90	8	26	5	0	2	12	37	.411	11	0	12	0	.359	2	0	2-3	124	16	2	.986
2017	.202	39-33	84	7	17	3	1	1	7	25	.298	18	1	12	1	.350	0	1	1-1	134	18	2	.987
Total	.254	113-92	256	26	65	12	1	9	39	106	.414	37	2	35	1	.349	3	4	5-6	334	48	7	.982

HAYES' CAREER STATISTICS IN OHIO VALLEY CONFERENCE GAMES

Year	Avg.	GP-GS	AB	R	H	2B	3B	HR	RBI	TB	SLG%	BB	HBP	SO	GDP	OB%	SF	SH	SB-ATT	PO	A	E	FLD%
2015	.279	20-15	43	7	12	2	0	4	10	26	.605	4	0	3	0	.333	1	3	1-1	39	6	1	.978
2016	.340	17-17	47	6	16	3	0	2	7	25	.532	6	0	4	0	.415	0	0	0-0	61	9	1	.986
2017	.182	18-16	44	3	8	1	0	0	1	9	.205	10	0	5	0	.333	0	0	1-1	70	10	0	1.000
Total	.269	55-48	134	16	36	6	0	6	18	60	.448	20	0	12	0	.361	1	3	2-2	170	25	2	.990

KRUMREY'S CAREER STATISTICS IN OHIO VALLEY CONFERENCE GAMES

Year	ERA	W-L	APP	GS	CG	SHO	SV	IP	H	R	ER	BB	SO	2B	3B	HR	AB	B/Avg.	WP	HBP	BK	SFA	SHA
2015	4.00	13-12	32	26	13	2	2	176.2	218	122	101	58	94	36	7	21	824	.296	3	6	0	9	14
2016	3.64	6-14	30	24	6	0	2	138.1	154	94	72	56	86	31	2	16	636	.283	12	9	0	6	21
2017	2.38	14-8	28	25	11	4	0	141.0	149	62	48	45	96	24	4	8	626	.262	2	4	0	1	8
Total	3.39	33-34	90	75	30	6	4	456.0	521	278	221	159	276	91	13	45	2086	.282	17	19	0	16	43

KRUMREY'S CAREER STATISTICS IN OHIO VALLEY CONFERENCE GAMES

Year	ERA	W-L	APP	GS	CG	SHO	SV	IP	H	R	ER	BB	SO	2B	3B	HR	AB	B/Avg.	WP	HBP	BK	SFA	SHA
2015	3.57	9-7	18	15	9	2	1	100.0	120	60	51	25	56	24	2	12	457	.288	1	3	0	4	9
2016	2.94	3-10	16	13	5	0	1	78.2	80	49	33	25	46	16	0	9	350	.265	4	6	0	3	14
2017	3.06	5-5	12	11	6	2	0	66.1	75	39	29	21	42	14	3	5	300	.273	1	2	0	0	2
Total	3.23	17-22	46	39	20	4	2	245.0	275	148	113	71	144	54	5	26	1107	.277	6	11	0	7	25

Southeast Missouri State REDHAWKS

RETURNEES

career when Southeast beat Missouri State and UMKC (3/4)...OVC Medal of Honor recipient and Commissioner's Honor Roll selection... Southeast Scholar-Athlete.

2016: Led Southeast in appearances (30), starts (24), complete games (6), saves (2), innings pitched (138.1) and strikeouts (86)...Fashioned a 6-14 record and team-best 3.64 ERA...Pitched in 16 games and started 13 in OVC play...Threw five complete games and picked up three of her wins against league foes...Collected a season-high seven strikeouts in four innings at Western Kentucky (2/28) and six innings vs. Jacksonville State (4/9)...Secured her first win of the season against the Hilltoppers...Did not allow a hit in four innings and combined on a 9-0 shutout vs. Tennessee State (3/26)...Went over 100 career strikeouts when she recorded five during her second start of the season vs. Central Arkansas (2/14)...Gave up only one run in eight innings at UT Martin (4/16), her longest outing of the season...OVC Medal of Honor recipient, OVC Commissioner's Honor Roll selection and Southeast Scholar-Athlete.

2015: Landed a spot on the OVC All-Newcomer Team...Was Southeast's top pitcher as a freshman... Put together a 13-12 record with a 4.00 ERA and led the team in ERA, wins, appearances (32), games started (26), complete games (13), shutouts (2), saves (2), innings pitched (176.2) and strikeouts (94)...Went 5-3 with a shutout, two complete game victories, a pair of saves and 38 strikeouts in her final 10 appearances of the season... Picked up her first career win when she struck out three in 6.2 innings at Southeastern Louisiana (2/27)... Recorded a season-high nine strikeouts in 10 innings vs. Southern


Illinois (4/8), her longest outing of the season...Also pitched 10 innings in the OVC Tournament vs. Eastern Illinois (5/7)...Threw a one-hit complete game shutout vs. Morehead State (4/18) and tossed a complete game shutout with five strikeouts vs. Eastern Illinois (4/25)...Earned her first career save when she threw two scoreless innings, struck out two and retired six-straight hitters to preserve the Redhawks 5-4 win over Saint Louis (4/22)...Fashioned a 9-7 record with one save, nine complete games, two shutouts in 18 OVC appearances...Also made 15 conference starts and struck out 56 in 100 innings...Struck out two in two scoreless no-hit innings to get her first career OVC win vs. UT Martin (3/17)...Southeast Scholar-Athlete and OVC Commissioner's Honor Roll selection...Was also an NFCA All-America Scholar-Athlete.

Prep: Named St. Louis Metro Player of the Year and Suburban West Conference Pitcher of the Year at Eureka High School...Four-year letterwinner...Earned First-Team All-State honors as a junior and senior... Garnered First-Team All-Region, All-District and All-Conference accolades her last three prep seasons...Won the Wendy's High School Heisman award...Set the record for most wins in school history... As a senior, she posted a 21-3 record with a 0.90 ERA...Helped lead the team to a third-place finish at state in 2013...Recorded a 4.16 GPA in the classroom...Member of National Honor Society and Student Council... Also played basketball and lacrosse.

Personal: Born June 27, 1996...Majoring in Accounting...Daughter of Steven and Lisa Krumrey.


CAREER-HIGHS

Innings Pitched.....	10.0	2x, last vs. Eastern Illinois (5/7/15)
Fewest Hits.....	0	4x, last vs. Austin Peay (4/30/16)
Most Hits.....	13	4x, last vs. Murray State (4/9/17)
Fewest Runs.....	0	18x, last at UT Martin (5/6/17)
Most Runs.....	10	at Austin Peay (5/3/15)
Fewest Walks.....	0	17x, last at Belmont (5/1/17)
Strikeouts.....	9	2x, last vs. Eastern Illinois (4/26/15)



Southeast Missouri State REDHAWKS

RETURNEES



18

► INF ► Junior
► 5-2 ► L/R
► Lee's Summit, Mo.
► Lee's Summit West H.S.

MACKENZIE LONG

2017: Played in three games... Scored a run at Jackson State (2/12)... Played in Tennessee State (2/11) and Missouri (4/18) games... Ohio Valley Conference Medal of Honor recipient and Commissioner's Honor Roll selection... Southeast Scholar-Athlete.

2016: Saw action in 31 games and collected three starts... Started two games at second base... Had two hits, two runs scored and a stolen base in 15 at-bats... Contributed a single and scored at Jackson State (3/15)... Also had a base hit at Eastern Kentucky (4/23)... Stole a base against SEC foe Arkansas (4/6)... OVC Medal of Honor recipient, OVC Commissioner's Honor Roll selection and Southeast Scholar-Athlete.

Prep: Four-year starter at Lee's Summit West High School... Made the All-State Academic Team all four of her prep seasons... Played middle infield, third base and outfield during her high school career... Hit a career-best .429 and boasted a .636 on-base percentage as a sophomore... Played for the Originals summer league team.

Personal: Born February 3, 1997... Majoring in Biomedical Sciences... Daughter of Don and Kim Long... Her father graduated from Missouri Southern State College and her father graduated from Central Missouri... Her twin sister, Hailee, is also a student at Southeast.

CAREER-HIGHS

At-Bats	3	2x, last at Eastern Kentucky (4/23/16)
Runs	1	3x, last at Jackson State (2/12/17)
Hits	1	2x, last at Eastern Kentucky (4/23/16)
Doubles	-	-
Triples	-	-
Home Runs	-	-
RBI	-	-
Stolen Bases	1	vs. Arkansas (4/6/16)



3

► INF ► Junior
► 5-4 ► R/R
► Sullivan, Mo.
► Sullivan H.S.

SARAH MESSEX

2017: Started all 50 games at shortstop... Hit .243 with 17 runs scored, 28 hits, five doubles, two home runs and 17 runs batted in... Ranked third on the team with 16 walks... Registered three stolen bases... Recorded multiple hits on five occasions... Posted four multi-RBI performances... Had a five-game hitting streak from Mar. 10-15... Hit a three-run home run in her second game of the season vs. Jarvis Christian College (2/11)... Drove in at least one run in four of her first six starts... Also hit a three-run homer at Kennesaw State (3/15).

2016: One of two players to start all 49 games... Notched 46 of her starts at shortstop... Hit .200 with 23 hits, 15 runs scored, four doubles, a home run, 15 RBIs and seven stolen bases as a freshman... Drew a team-high 24 walks... Posted multiple-hits in six games and drove in two or more runs twice... Registered 12 hits, 10 runs scored and five stolen bases in 27 Ohio Valley Conference starts... Had a season-high three RBIs vs. Houston Baptist (2/13)... Went 2-for-3 and hit her first career home run vs. Northern Illinois (3/5)... Contributed a pair of doubles vs. Austin Peay (4/30)... Stole two bases in game two of Southeast's series against the Governors... OVC Commissioner's Honor Roll selection and Southeast Scholar-Athlete.

Prep: Garnered All-State honors and was a four-year starter at Sullivan High School... Finished her high school career hitting .438 with 34 doubles, eight triples, 15 home runs, 33 stolen bases and 103 RBIs... Hit .470 with seven doubles, three triples, seven home runs and led the team with 32 RBIs in just 66 at-bats as a senior... Named Four Rivers Conference Player of the Year as a junior and senior... Hit .470 with nine doubles, a triple, four home runs, 18 RBIs and 13 stolen bases as a junior... All-Region, All-Conference and All-District honoree in multiple seasons... Secured Academic All-Conference honors and won her team's Most Valuable Player and Player's Choice awards... Played for the STL Esprit during the summer.

Personal: Born April 22, 1997... Majoring in Healthcare Administration... Daughter of James and Christine Messex.

Southeast Missouri State REDHAWKS

RETURNEES

CAREER-HIGHS

At-Bats	4	6x, last at Tennessee State (4/29/17)
Runs	2	3x, last vs. UMKC (3/17/17)
Hits	2	11x, last at Kansas (3/19/17)
Doubles	2	2x, last vs. UMKC (3/17/17)
Triples	-	-
Home Runs	1	3x, last at Kennesaw State (3/15/17)
RBI	3	3x, last at Kennesaw State (3/15/17)
Stolen Bases	2	vs. Austin Peay (4/29/16)



10

► INF ► Senior
► 5-6 ► R/R
► Corning, Ark.
► Naylor R-2 H.S.

DARBY PRUETT

2017: Played in 47 games and made 36 starts...Started 33 contests at third base...Hit .262 with 14 runs, five doubles, a triple, five home runs and 21 runs batted in...Walked five times and stole two bases...Ranked second on the team in home runs...Tied for second on the team with five multi-RBI performances...Recorded multiple hits in seven games...Had two hits in each of her first two starts of the season...Went 2-for-4 with a run scored, home run and season-high four RBIs at UT Martin (5/6)...Scored two runs vs. Jarvis Christian College (2/11) and at Belmont (4/30).

2016: Hit .271 in 41 games and 31 starts...Tallied seven starts at third base and 14 as designated player...Collected 20 hits, 12 runs scored, six doubles, a triple and four home runs...Ranked third on the team in home runs...Started 16 of 21 Ohio Valley Conference games...Turned in four multiple-RBI contests...Reached base in seven-straight games...Had a five-game hitting streak from Apr. 23-May 7...Hit safely in six of her last seven games of the season...Hit a three-run home run at Eastern Kentucky (4/23)...Had a two-run homer vs. Houston Baptist (2/13)...Posted a season-high two hits vs. Murray State (3/19) and Tennessee State (3/26).



SARAH MESSEX

LONG'S CAREER STATISTICS AT SOUTHEAST MISSOURI

Year	Avg.	GP-GS	AB	R	H	2B	3B	HR	RBI	TB	SLG%	BB	HBP	SO	GDP	OB%	SF	SH	SB-ATT	PO	A	E	FLD%
2016	.133	31-3	15	2	2	0	0	0	0	2	.133	1	0	8	0	.188	0	0	1-1	4	3	0	1.000
2017	.000	3-0	0	1	0	0	0	0	0	0	.000	1	0	0	0	1.000	0	0	0-0	0	0	0	.000
Total	.133	34-3	15	3	2	0	0	0	0	2	.133	2	0	8	0	.235	0	0	1-1	4	3	0	1.000

LONG'S CAREER STATISTICS IN OHIO VALLEY CONFERENCE GAMES

Year	Avg.	GP-GS	AB	R	H	2B	3B	HR	RBI	TB	SLG%	BB	HBP	SO	GDP	OB%	SF	SH	SB-ATT	PO	A	E	FLD%
2016	.143	15-2	7	0	1	0	0	0	0	1	.143	0	0	4	0	.143	0	0	0-0	3	3	0	1.000

MESSEX'S CAREER STATISTICS AT SOUTHEAST MISSOURI

Year	Avg.	GP-GS	AB	R	H	2B	3B	HR	RBI	TB	SLG%	BB	HBP	SO	GDP	OB%	SF	SH	SB-ATT	PO	A	E	FLD%
2016	.200	49-49	115	15	23	4	0	1	15	30	.261	24	2	28	0	.348	0	3	7-9	87	96	9	.953
2017	.243	50-50	115	17	28	5	0	2	17	39	.339	16	3	31	1	.346	2	3	3-7	54	102	21	.881
Total	.222	99-99	230	32	51	9	0	3	32	69	.300	40	5	59	1	.347	2	6	10-16	141	198	30	.919

MESSEX'S CAREER STATISTICS IN OHIO VALLEY CONFERENCE GAMES

Year	Avg.	GP-GS	AB	R	H	2B	3B	HR	RBI	TB	SLG%	BB	HBP	SO	GDP	OB%	SF	SH	SB-ATT	PO	A	E	FLD%
2016	.190	27-27	63	10	12	2	0	0	4	14	.222	13	1	16	0	.338	0	1	5-6	51	57	2	.982
2017	.163	22-22	49	1	8	0	0	0	2	8	.163	5	1	18	0	.250	1	2	0-2	22	50	11	.867
Total	.179	49-49	112	11	20	2	0	0	6	22	.196	18	2	34	0	.301	1	3	5-8	73	107	13	.933

Southeast Missouri State

REDHAWKS

RETURNEES

2015: Saw action in 31 games and made six starts as the Redhawks designated player her freshman season...Had seven hits, five runs scored, two home runs and four RBIs in 42 at-bats...Hit safely in four-straight games from Apr. 22-25...Hit a two-run home run for her first career round-tripper vs. Grambling State (2/15)...Also homered vs. Eastern Illinois (4/25)...Started three OVC games...Southeast Scholar-Athlete and OVC Commissioner's Honor Roll selection...Was also an NFCA All-America Scholar-Athlete.

Prep: First-Team All-State selection at Naylor R-2 High School...Four-

year letterwinner...Claimed All-Conference honors her last three years... First-Team All-Region performer as a freshman and sophomore...Hit .570 with 11 home runs as a senior... Helped lead her team to a second-place finish at the 2012 State Championship...MSHSAA Award of Excellence finalist for SEMO Ball's Softball Player of the Year and Female Athlete of the Year awards... Four-time Academic All-State honoree, finishing with a 3.85 GPA...Also played basketball.

Personal: Born December 4, 1995... Majoring in Biomedical Sciences... Daughter of John and Shelly Pruett.



DARBY PRUETT

CAREER-HIGHS

At-Bats	4	6x, last at UT Martin (5/6/17)
Runs	2	3x, last at Belmont (4/30/17)
Hits	2	9x, last at UT Martin (5/6/17)
Doubles	2	vs. Tennessee State (2/11/17)
Triples	1	2x, last vs. Jarvis Christian College (2/11/17)
Home Runs	1	11x, last at UT Martin (5/6/17)
RBI	4	at UT Martin (5/6/17)
Stolen Bases	1	2x, last vs. Eastern Illinois (4/1/17)



17

► OF ► Sophomore
► 5-2 ► L/R
► St. Louis, Mo.
► Lindbergh H.S.

BROOKE RHEINECKER

2017: Started 27 of 44 games as a freshman...Made 12 starts in left field...Was the Redhawks second-leading hitter with a .340 batting average...Had 33 hits, 18 runs scored and six runs batted in... Ranked third on the team with 10 stolen bases in 13 attempts...Was

third on the team with eight multi-hit games...Posted a season-high three RBIs vs. Jarvis Christian College (2/11)...Went 3-for-3 with a run scored and one RBI vs. Alabama A&M (3/11)...Hit safely in five of her last six games of the season.

PRUETT'S CAREER STATISTICS AT SOUTHEAST MISSOURI

Year	Avg.	GP-GS	AB	R	H	2B	3B	HR	RBI	TB	SLG%	BB	HBP	SO	GDP	OB%	SF	SH	SB-ATT	PO	A	E	FLD%
2015	.167	31-6	42	5	7	0	0	2	4	13	.310	5	1	9	0	.271	0	0	0-0	1	6	2	.778
2016	.217	41-31	92	12	20	6	1	4	18	40	.435	6	2	28	0	.275	2	2	0-1	41	18	8	.881
2017	.262	47-36	107	14	28	5	1	5	21	50	.467	5	4	34	0	.319	0	1	2-4	30	97	5	.962
Total	.228	119-73	241	31	55	11	2	11	43	103	.427	16	7	71	0	.293	2	3	2-5	72	121	15	.928

PRUETT'S CAREER STATISTICS IN OHIO VALLEY CONFERENCE GAMES

Year	Avg.	GP-GS	AB	R	H	2B	3B	HR	RBI	TB	SLG%	BB	HBP	SO	GDP	OB%	SF	SH	SB-ATT	PO	A	E	FLD%
2015	.158	16-3	19	2	3	0	0	1	1	6	.316	1	1	3	0	.238	0	0	0-0	0	0	1	.000
2016	.271	21-16	48	6	13	6	1	2	12	27	.563	4	1	14	0	.340	0	2	0-1	23	14	3	.925
2017	.352	22-20	54	7	19	2	0	4	15	33	.611	1	3	15	0	.397	0	0	1-2	13	42	3	.948
Total	.289	59-39	121	15	35	8	1	7	28	66	.545	6	5	32	0	.348	0	2	1-3	36	56	7	.929

RHEINECKER'S CAREER STATISTICS AT SOUTHEAST MISSOURI

Year	Avg.	GP-GS	AB	R	H	2B	3B	HR	RBI	TB	SLG%	BB	HBP	SO	GDP	OB%	SF	SH	SB-ATT	PO	A	E	FLD%
2017	.340	44-27	97	18	33	0	0	0	6	33	.340	1	0	11	0	.347	0	6	10-13	9	0	1	.900

RHEINECKER'S CAREER STATISTICS IN OHIO VALLEY CONFERENCE GAMES

Year	Avg.	GP-GS	AB	R	H	2B	3B	HR	RBI	TB	SLG%	BB	HBP	SO	GDP	OB%	SF	SH	SB-ATT	PO	A	E	FLD%
2017	.283	20-13	46	7	13	0	0	0	0	13	.283	1	0	6	0	.298	0	4	5-5	4	0	0	1.000

Southeast Missouri State REDHAWKS

RETURNEES

Prep: Four-year starter at Lindbergh High School, where she was a First-Team All-Conference and All-District selection each of her final three prep seasons... Garnered First-Team All-State and All-Region honors as both a junior and senior...Hit .536 and had 35 stolen bases her senior year...Hit .597 and stole 32 bases as a junior and boasted a .540 batting average with 13 stolen bases as a sophomore...

Began her career at Lindbergh, hitting .440 as a freshman...Was teammates with fellow Southeast signees Addison Barnouski and Madison Harris on the St. Louis Diamond Cats summer team...Also played basketball.

Personal: Majoring in Elementary Education...Born September 12, 1997...Daughter of Steven and Lisa Rheinecker.

CAREER-HIGHS

At-Bats	4	7x, last at Tennessee State (4/29/17)
Runs	2	at Alcorn State (2/25/17)
Hits	3	vs. Alabama A&M (3/11/17)
Doubles	-	-
Triples	-	-
Home Runs	-	-
RBI	3	vs. Jarvis Christian College (2/11/17)
Stolen Bases	2	2x, last at Tennessee State (4/29/17)



15

► P ► Junior
► 5-8 ► R/R
► St. Louis, Mo.
► Kirkwood H.S.

HALEY THOGMARTIN

2017: Posted a 1-2 record in 14 appearances and six starts... Recorded eight strikeouts in 23.2 innings...Had a season-high three strikeouts in three no-hit innings to pick up her only win of the season vs. Jarvis Christian College (2/11)... Longest outing of the season was 3.1 innings vs. Tulsa (3/17) and Morehead State (4/22)...Did not allow a walk in eight of her appearances...Ohio Valley Conference Commissioner's Honor Roll selection and Southeast Scholar-Athlete.

2016: Pitched in 25 games and started 18 as a freshman...Led the Redhawks with nine victories...Put together a 9-10 record with a 4.20 ERA...Ranked second on the team in complete games (5), strikeouts (51) and innings pitched (96.2)... Had one shutout...Only Southeast pitcher with a winning record in OVC play...Fashioned a 6-4 mark with 30 strikeouts in 55.1 innings against league opponents...Posted a season-high seven strikeouts in 6.1 innings en route to her first career victory vs. Houston Baptist (2/13)...

Struck out six in a complete game shutout vs. Belmont (3/25)...Gave up two runs and fanned four in a complete game victory over Tennessee Tech (4/10)...OVC Commissioner's Honor Roll selection and Southeast Scholar-Athlete.

Prep: Attended Kirkwood High School...Three-year starter...Finished her career with 416 strikeouts in three seasons...As a senior, she recorded 199 strikeouts, averaging over 11 per game...Earned First-Team All-Conference and All-District accolades in multiple prep campaigns...Had 148 strikeouts as a junior and tallied 69 strikeouts in 13 appearances as a freshman... Garnered Freshman of the Year honors...Was injured her sophomore year...Played for the STL Esprit organization in the summer...Also played basketball.

Personal: Born September 12, 1996...Majoring in Human Environmental Studies...Daughter of Rob Thogmartin and Kelly Stratton...Sister, Amanda, is on the track & field team at Missouri Southern State.



THOGMARTIN'S CAREER STATISTICS IN OHIO VALLEY CONFERENCE GAMES

Year	ERA	W-L	APP	GS	CG	SHO	SV	IP	H	R	ER	BB	SO	2B	3B	HR	AB	B/Avg.	WP	HBP	BK	SFA	SHA
2016	4.20	9-10	25	18	5	1	0	96.2	115	72	58	30	51	21	1	23	443	.290	3	7	1	1	9
2017	7.39	1-2	14	6	0	0	0	23.2	36	27	25	9	8	6	0	4	119	.360	0	6	0	1	3
Total	4.83	10-12	39	24	5	1	0	120.1	151	99	83	39	59	27	1	27	562	.304	3	13	1	2	12

THOGMARTIN'S CAREER STATISTICS IN OHIO VALLEY CONFERENCE GAMES

Year	ERA	W-L	APP	GS	CG	SHO	SV	IP	H	R	ER	BB	SO	2B	3B	HR	AB	B/Avg.	WP	HBP	BK	SFA	SHA
2016	3.92	6-4	13	11	4	1	0	55.1	60	32	31	11	30	9	1	14	235	.280	1	5	1	0	5
2017	6.00	0-0	4	2	0	0	0	7.0	12	6	6	3	2	2	0	3	37	.414	0	3	0	0	2
Total	4.16	6-4	17	13	4	1	0	62.1	72	38	37	14	32	11	1	17	272	.296	1	8	1	0	7

Southeast Missouri State REDHAWKS

RETURNEES

CAREER-HIGHS

Innings Pitched.....	7.0	2x, last vs. Tennessee Tech (4/10/16)
Fewest Hits.....	0	4x, last at Belmont (5/1/17)
Most Hits.....	9	2x, last vs. Morehead State (4/22/17)
Fewest Runs.....	0	7x, last at Belmont (5/1/17)
Most Runs.....	9	vs. UMKC (3/6/16)
Fewest Walks.....	0	16x, last at UT Martin (5/6/17)
Strikeouts.....	7	vs. Houston Baptist (2/13/16)



21

► C ► Senior
► 5-7 ► R/R
► O'Fallon, Mo.
► Fort Zumwalt North H.S.
► Three Rivers CC

ABBY TILLOTSON

2017: Saw action in 33 games and started 22...Made 21 starts at catcher...Hit .234 with four runs scored, 15 hits, two doubles, three home runs and 12 runs batted in...Drew nine walks...Had four games with two hits...Drove in at least two runs on four occasions...Went 2-for-3 with a run scored, home run and three RBIs vs. Buffalo (2/19)...Hit a two-run home run at Tennessee Tech (3/25)...Ohio Valley Conference Commissioner's Honor Roll selection and Southeast Scholar-Athlete.

2016: One of two players who hit over .300 for the season...Played in 30 games and made 23 starts, mainly at third base...Hit .339 with 19 hits, five runs scored, four doubles, a home run and seven RBIs...Registered a .464 slugging percentage and led the team with a .449 on-base percentage...Her .339 batting average was the highest on the team...Boasted a .364 batting average in 22 games and 19 starts during Ohio Valley Conference action...Had multiple-hits in four

games and multiple-RBI in three contests...Held a six-game hitting streak from Apr. 16-24...Hit her first career home run, a three-run blast, at Southeastern Louisiana (3/16)...Had back-to-back two-hit games at Eastern Kentucky (4/23) and Morehead State (4/24)...Hit safely in 10 of her final 12 games of the season.

Three Rivers CC: Broke the Three Rivers Community College single-season home run record with 12 in 2015...Boasted a .669 slugging percentage and had 53 RBIs that year...Garnered All-America, All-Region and All-Conference honors.

Prep: Four-year starter at Fort Zumwalt North High School...Second-Team All-State, All-District, All-Conference and Player of the Year as a senior...Hit .526 with five home runs and 35 RBIs her final prep season...Hit over .400 as a junior (.435) and sophomore (.452)...Also secured All-Conference accolades in each of those seasons...Helped lead her team to conference, district and sectional titles in 2013...



HALEY THOGMARTIN

TILLOTSON'S CAREER STATISTICS AT SOUTHEAST MISSOURI

Year	Avg.	GP-GS	AB	R	H	2B	3B	HR	RBI	TB	SLG%	BB	HBP	SO	GDP	OB%	SF	SH	SB-ATT	PO	A	E	FLD%
2016	.339	30-23	56	5	19	4	0	1	7	26	.464	12	0	10	0	.449	1	0	0-1	36	21	1	.983
2017	.234	33-22	64	4	15	2	0	3	12	26	.406	9	2	16	1	.347	0	1	0-0	100	13	2	.983
Total	.283	63-45	120	9	34	6	0	4	19	52	.433	21	2	26	1	.396	1	1	0-1	136	34	3	.983

TILLOTSON'S CAREER STATISTICS IN OHIO VALLEY CONFERENCE GAMES

Year	Avg.	GP-GS	AB	R	H	2B	3B	HR	RBI	TB	SLG%	BB	HBP	SO	GDP	OB%	SF	SH	SB-ATT	PO	A	E	FLD%
2016	.364	22-19	44	3	16	3	0	0	4	19	.432	12	0	8	0	.491	1	0	0-1	35	12	0	1.000
2017	.200	14-7	25	1	5	0	0	1	2	8	.320	3	0	8	0	.286	0	0	0-0	23	3	0	1.000
Total	.304	36-26	69	4	21	3	0	1	6	27	.391	15	0	16	0	.424	1	0	0-1	58	15	0	1.000

Southeast Missouri State REDHAWKS


RETURNEES

Played softball in the summer for the St. Louis Nemesis...Was on the soccer team her freshman and sophomore years.

Personal: Born July 3, 1996...
Majoring in Physical Education...
Daughter of Terry and Michele Tillotson.

CAREER-HIGHS

At-Bats	4	2x, last at Alcorn State (2/25/17)
Runs	1	9x, last at Tennessee Tech (3/25/17)
Hits	2	8x, last vs. Murray State (4/9/17)
Doubles	1	6x, last vs. LSU (3/18/17)
Triples	-	-
Home Runs	1	4x, last at Tennessee Tech (3/25/17)
RBI	3	2x, last vs. Buffalo (2/19/17)
Stolen Bases	-	-



1

► OF ► Senior
► 5-4 ► L/L
► Imperial, Mo.
► Lutheran South H.S.

CLAIRE WERNIG

2017: Played in 35 games and started 19 in left field...Tallied 11 hits, four runs scored, seven runs batted in and three walks...Registered two stolen bases...Hit safely in three of her first four starts...Had a season-high two RBIs at Alcorn State (2/25)...Ohio Valley Conference Commissioner's Honor Roll selection and Southeast Scholar-Athlete.

2016: One of two players to start all 49 games...Made 41 starts in right field, seven in center and one in left...Owned a .320 batting average, the highest of any starter...Led the team in hits (54) and runs (32), and ranked second in doubles (9) and stolen bases (13)...Drew 12 walks, added a home run and had 13 RBIs...The Redhawks second-leading hitter in OVC play, hitting .309 with 17 runs, six doubles and eight RBIs in 27 starts...Led the team with 18 multiple-hit games...Pieced together a season-long 12-game hitting streak from Mar. 20-Apr. 9...Went a perfect 4-for-4 with a double, three

runs scored and one RBI vs. Austin Peay (4/30)...Hit her first career home run vs. Arkansas (4/6)...At one time, reached base in 13-consecutive games...OVC Commissioner's Honor Roll selection and Southeast Scholar-Athlete.

2015: Started 27 of the 41 games she played...Made three starts in left field and the other 24 as designated player...Hit .286 with 15 runs scored, two doubles, a triple and 17 RBIs...Boasted the top batting average among freshmen on the team...Went a perfect 6-of-6 in stolen bases...Ranked third on the team hitting .346 in OVC games...Notched 18 hits, scored 10 runs and had 10 RBIs in 20 league contests, including 15 starts...Hit .350 with seven hits, three runs scored and eight RBIs in the Redhawks series sweep at Austin Peay (5/2-3)...Collected a season-high three hits in game one of that series...Southeast Scholar-Athlete and OVC Commissioner's Honor Roll selection.



ABBY TILLOTSON

WERNIG'S CAREER STATISTICS AT SOUTHEAST MISSOURI

Year	Avg.	GP-GS	AB	R	H	2B	3B	HR	RBI	TB	SLG%	BB	HBP	SO	GDP	OB%	SF	SH	SB-ATT	PO	A	E	FLD%
2015	.286	41-27	98	15	28	2	1	0	17	32	.327	5	1	13	0	.327	0	0	6-6	5	0	0	1.000
2016	.320	49-49	169	32	54	9	0	1	13	66	.391	12	1	23	3	.368	0	0	13-16	63	1	6	.914
2017	.186	35-19	59	4	11	0	0	0	7	11	.186	3	0	7	1	.226	0	0	2-2	20	2	0	1.000
Total	.285	125-95	326	51	93	11	1	1	37	109	.334	20	2	43	4	.330	0	0	21-24	88	3	6	.938

WERNIG'S CAREER STATISTICS IN OHIO VALLEY CONFERENCE GAMES

Year	Avg.	GP-GS	AB	R	H	2B	3B	HR	RBI	TB	SLG%	BB	HBP	SO	GDP	OB%	SF	SH	SB-ATT	PO	A	E	FLD%
2015	.346	20-15	52	10	18	1	0	0	10	19	.365	3	1	6	0	.393	0	0	2-2	2	0	0	1.000
2016	.309	27-27	97	17	30	6	0	0	8	36	.371	4	1	15	2	.343	0	0	9-10	36	0	3	.923
2017	.158	12-3	19	0	3	0	0	0	1	3	.158	0	0	4	0	.158	0	0	0-0	3	1	0	1.000
Total	.304	59-45	168	27	51	7	0	0	19	58	.345	7	2	25	2	.339	0	0	11-12	41	1	3	.933

Southeast Missouri State REDHAWKS

NEWCOMERS


Prep: Went to Lutheran South High School where she lettered all four years...Named Second-Team All-State as a senior...Metro Conference Player of the Year in 2013...Garnered All-Region honors her sophomore, junior and senior seasons...Earned All-District and All-Conference honors all four prep seasons... Helped lead her team to two district titles (2012, 2013) and three conference championships (2011-2013)...Team Captain her final two

seasons...Hit .494 with 14 doubles, 31 RBI and 41 runs scored her senior year...Received her team's MVP award...Set school record with a .525 batting average as a sophomore... Offensive MVP as both a sophomore and junior...Co-Captain of the soccer team.

Personal: Born March 27, 1996... Majoring in Communication Disorders...Daughter of Mike and Sharon Wernig.

CAREER-HIGHS

At-Bats	6	last vs. Eastern Illinois (5/7/15)
Runs	3	2x, last at Austin Peay (4/30/16)
Hits	4	vs. Austin Peay (4/30/16)
Doubles	1	11x, last vs. Austin Peay (4/30/16)
Triples	1	vs. Grambling State (2/14/15)
Home Runs	1	vs. Arkansas (4/6/16)
RBI	3	3x, last vs. Austin Peay (4/29/16)
Stolen Bases	3	vs. Austin Peay (4/30/16)



11

► INF ► Freshman
► 5-10 ► R/R
► Northridge, Calif.
► Grover Cleveland H.S.

DANINA MARTON

2017: Team captain at Grover Cleveland High School...CIF L.A. City Section honoree...Hit .532 with 33 runs scored, 41 hits, 11 doubles, four triples, eight home runs and 38 runs batted in as a senior...Boasted a .581 on-base percentage and 1.090 slugging percentage...Tallied seven stolen bases and drew six walks.

Personal: Majoring in Sport Management...Born April 24, 1999... Daughter of Derek and Debi Marton.



14

► INF/P ► Freshman
► 5-7 ► R/R
► Warrenton, Mo.
► Warrenton H.S.

KAYLEE ANDERSON

Prep: Four-year starter at Warrenton High School...Ended her high school career with a .420 batting average, 14 home runs and 94 runs batted in...Compiled a 33-4 record as a pitcher...As a senior, she hit .478 with 39 RBIs and eight home runs...Went a perfect 19-0 with a 0.64 ERA and 183 strikeouts in 121 innings inside the circle that year...Was named the 2016 St. Louis

Post-Dispatch Fall Pitcher of the Year...Led Warrenton to two Class 3 state titles...Earned first-team all-conference, all-region and all-state honors during multiple seasons.

Personal: Majoring in Communication Disorders...Born March 4, 1999...Daughter of Tony and Kelly Anderson.



9

► P ► Freshman
► 5-11 ► R/R
► Republic, Mo.
► Republic H.S.

RACHEL ROOK

Prep: Started four years inside the circle at Republic High School... First-team all-conference, all-district and all-region selection...Finished her prep career with a 20-7 record, 1.22 ERA and 272 strikeouts in 154.2 innings...Earned second-team all-state accolades...

Named her conference's Player of the Year each of her junior and senior seasons.

Personal: Majoring in Accounting... Born February 9, 1999...Daughter of Curtis and Katherine Rook.



 **YOUR
REDHAWKS**

**YEAR IN
REVIEW**

Southeast Missouri State REDHAWKS

2017 FINAL STATISTICS

ALL GAMES

Overall: 23-27 **Home:** 4-7 **Away:** 9-12 **Neutral:** 10-8 **OVC:** 8-14

No.	Name	Avg.	GP-GS	AB	R	H	2B	3B	HR	RBI	TB	SLG%	BB	HBP	SO	GDP	OB%	SF	SH	SB-ATT	PO	A	E	FLD%
2	Rachel Anderson	.412	50-50	153	35	63	10	8	7	33	110	.719	20	1	15	1	.483	0	0	12-17	71	7	1	.987
17	Brooke Rheinecker	.340	44-27	97	18	33	0	0	0	6	33	.340	1	0	11	0	.347	0	6	10-13	9	0	1	.900
7	Mykaela Arellanes	.322	48-48	149	36	48	9	4	3	17	74	.497	22	1	28	1	.413	0	0	16-18	52	1	3	.946
22	Madison Harris	.307	41-21	75	17	23	2	0	1	8	28	.373	11	0	6	0	.395	0	0	1-2	4	5	1	.900
12	Addison Barnouski	.292	42-25	89	12	26	4	0	3	16	39	.438	5	1	19	1	.337	0	0	5-5	8	23	2	.939
8	Parker Bandy	.276	48-48	127	18	35	9	3	2	22	56	.441	15	2	25	0	.354	3	3	4-5	94	61	8	.951
10	Darby Pruett	.262	47-36	107	14	28	5	1	5	21	50	.467	5	4	34	0	.319	0	1	2-4	30	97	5	.962
3	Sarah Messex	.243	50-50	115	17	28	5	0	2	17	39	.339	16	3	31	1	.346	2	3	3-7	54	102	21	.881
26	Ashley Ellis	.242	47-47	128	5	31	9	2	4	20	56	.438	8	1	28	1	.288	2	2	1-1	330	13	5	.986
4	Claudia Gallo	.236	37-19	55	8	13	0	2	0	9	17	.309	2	4	12	0	.302	2	0	3-4	39	3	0	1.000
21	Abby Tillotson	.234	33-22	64	4	15	2	0	3	12	26	.406	9	2	16	1	.347	0	1	0-0	100	13	2	.983
6	Riley Hayes	.202	39-33	84	7	17	3	1	1	7	25	.298	18	1	12	1	.350	0	1	1-1	134	18	2	.987
1	Claire Wernig	.186	35-19	59	4	11	0	0	0	7	11	.186	3	0	7	1	.226	0	0	2-2	20	2	0	1.000

24	Rachael Donald	.200	6-0	5	2	1	0	0	0	1	1	.200	0	0	1	0	.200	0	0	0-0	3	0	0	1.000
16	Randi Dae Conway	.167	15-5	12	4	2	0	0	0	0	2	.167	0	1	5	0	.231	0	1	0-1	11	9	2	.909
20	Brittany Stevens	.000	16-0	7	3	0	0	0	0	0	0	.000	1	0	1	1	.125	0	0	0-0	2	0	0	1.000
11	Nicole Deering	.000	39-0	1	8	0	0	0	0	0	0	.000	0	0	0	0	.000	0	0	5-8	1	0	0	1.000
18	Mackenzie Long	.000	3-0	0	1	0	0	0	0	0	0	.000	1	0	0	0	1.000	0	0	0-0	0	0	0	.000
Totals		.282	50-50	1327	213	374	58	21	31	196	567	.427	137	21	251	9	.356	9	18	65-88	978	433	59	.960
Opponents		.282	50-50	1324	205	373	49	7	30	184	526	.397	114	26	194	4	.348	10	27	38-52	999	369	59	.959

LOB - Team (302), Opp (319). DPs turned - Team (12), Opp (20). CI - Team (0), Opp (1). IBB - Team (0), Opp (2).

No.	Name	ERA	W-L	APP	GS	CG	SHO/CBO	SV	IP	H	R	ER	BB	SO	2B	3B	HR	AB	B/Avg.	WP	HBP	BK	SFA	SHA
19	Madeline Krumrey	2.38	14-8	28	25	11	4/2	0	141.0	149	62	48	45	96	24	4	8	568	.262	2	4	0	1	8
9	Mackenzie Hoelting	2.77	2-6	22	3	2	1/0	2	55.2	57	36	22	20	23	5	1	6	223	.256	9	9	0	2	7
5	Alexis Estes	4.06	6-10	28	16	3	0/2	2	96.2	114	69	56	37	65	13	2	10	388	.294	14	7	0	5	8

14	Aubrey Denno	4.85	0-0	6	0	0	0/0	0	4.1	8	5	3	2	1	0	0	1	24	.333	0	0	0	1	0
15	Haley Thogmartin	7.39	1-2	14	6	0	0/0	0	23.2	36	27	25	9	8	6	0	4	100	.360	0	6	0	1	3
12	Addison Barnouski	9.00	0-1	3	0	0	0/0	0	4.2	9	6	6	1	1	1	0	1	21	.429	0	0	0	0	1
Totals		3.44	23-27	50	50	16	7/2	4	326.0	373	205	160	114	194	49	7	30	1324	.282	25	26	0	10	27
Opponents		3.72	27-23	50	50	20	4/2	3	333.0	374	213	177	137	251	58	21	31	1327	.282	23	21	1	9	18

PB - Team (5), Abby Tillotson 4, Riley Hayes 1, Opp (7). Pickoffs - Team (1), Abby Tillotson 1. SBA/ATT - Abby Tillotson (24-31), Madeline Krumrey (17-22), Riley Hayes (13-20), Alexis Estes (11-16), Mackenzie Hoelting (6-8), Haley Thogmartin (2-4), Addison Barnouski (1-1), Rachael Donald (1-1), Aubrey Denno (1-1).

2017 FINAL STATISTICS

Southeast Missouri State REDHAWKS

OHIO VALLEY CONFERENCE GAMES

Overall: 8-14 **Home:** 4-6 **Away:** 4-8

No.	Name	Avg.	GP-GS	AB	R	H	2B	3B	HR	RBI	TB	SLG%	BB	HBP	SO	GDP	OB%	SF	SH	SB-ATT	PO	A	E	FLD%	
2	Rachel Anderson	.366	22-22	71	14	26	5	1	4	17	45	.634	7	1	10	0	.430	0	0	4-8	38	2	1	.976	
10	Darby Pruett	.352	22-20	54	7	19	2	0	4	15	33	.611	1	3	15	0	.397	0	0	1-2	13	42	3	.948	
7	Mykaela Arellanes	.329	22-22	70	14	23	3	2	1	4	33	.471	9	1	18	0	.413	0	0	5-6	27	1	1	.966	
4	Claudia Gallo	.303	17-14	33	4	10	0	2	0	3	14	.424	0	3	8	0	.351	1	0	2-2	27	1	0	1.000	
17	Brooke Rheinecker	.283	20-13	46	7	13	0	0	0	0	13	.283	1	0	6	0	.298	0	4	5-5	4	0	0	1.000	
8	Parker Bandy	.234	22-22	64	6	15	5	1	0	7	22	.344	6	2	13	0	.315	1	1	2-3	42	32	2	.974	
12	Addison Barnouski	.217	16-4	23	1	5	1	0	1	2	9	.391	0	0	7	1	.217	0	0	1-1	0	8	1	.889	
21	Abby Tillotson	.200	14-7	25	1	5	0	0	1	2	8	.320	3	0	8	0	.286	0	0	0-0	23	3	0	1.000	
22	Madison Harris	.188	17-7	32	5	6	1	0	0	2	7	.219	5	0	4	0	.297	0	0	0-0	1	1	0	1.000	
26	Ashley Ellis	.186	22-22	59	3	11	2	2	3	9	26	.441	3	1	14	1	.234	1	1	1-1	165	9	4	.978	
6	Riley Hayes	.182	18-16	44	3	8	1	0	0	1	9	.205	10	0	5	0	.333	0	0	1-1	70	10	0	1.000	
3	Sarah Messex	.163	22-22	49	1	8	0	0	0	2	8	.163	5	1	18	0	.250	1	2	0-2	22	50	11	.867	
1	Claire Wernig	.158	12-3	19	0	3	0	0	0	1	3	.158	0	0	4	0	.158	0	0	0-0	3	1	0	1.000	

16	Randi Dae Conway	.286	7-4	7	1	2	0	0	0	0	2	.286	0	0	4	0	.286	0	1	0-0	8	5	1	.929	
20	Brittany Stevens	.000	4-0	1	1	0	0	0	0	0	0	.000	1	0	0	0	.500	0	0	0-0	0	0	0	.000	
11	Nicole Deering	.000	18-0	0	3	0	0	0	0	0	0	.000	0	0	0	0	.000	0	0	3-4	0	0	0	.000	
Totals		.258	22-22	597	71	154	20	8	14	65	232	.389	51	12	134	2	.327	4	9	25-35	451	205	27	.960	
Opponents		.270	22-22	604	88	163	20	5	15	80	238	.394	49	13	83	3	.336	4	14	14-17	462	163	21	.967	

LOB - Team (140), Opp (145). DPs turned - Team (9), Opp (6). IBB - Team (0), Opp (2).

No.	Name	ERA	W-L	APP	GS	CG	SHO/CBO	SV	IP	H	R	ER	BB	SO	2B	3B	HR	AB	B/Avg.	WP	HBP	BK	SFA	SHA
9	Mackenzie Hoelting	2.18	2-3	11	2	2	1/0	1	35.1	29	16	11	11	14	1	1	3	133	.218	3	6	0	0	6
19	Madeline Krumrey	3.06	5-5	12	11	6	2/0	0	66.1	75	39	29	21	42	14	3	5	275	.273	1	2	0	0	2
5	Alexis Estes	3.93	1-6	10	7	2	0/0	0	41.0	46	27	23	14	25	3	1	4	164	.280	6	2	0	4	4

14	Aubrey Denno	0.00	0-0	2	0	0	0/0	0	0.2	1	0	0	0	0	0	0	0	3	.333	0	0	0	0	0
15	Haley Thogmartin	6.00	0-0	4	2	0	0/0	0	7.0	12	6	6	3	2	2	0	3	29	.414	0	3	0	0	2
Totals		3.21	8-14	22	22	10	3/0	1	150.1	163	88	69	49	83	20	5	15	604	.270	10	13	0	4	14
Opponents		2.82	14-8	22	22	12	3/1	2	154.0	154	71	62	51	134	20	8	14	597	.258	10	12	0	4	9

PB - Team (2), Riley Hayes 1, Abby Tillotson 1, Opp (2). SBA/ATT - Riley Hayes (8-10), Madeline Krumrey (8-9), Abby Tillotson (6-7), Alexis Estes (5-6), Mackenzie Hoelting (0-1), Haley Thogmartin (1-1).

Southeast Missouri State REDHAWKS

2017 FINAL STATISTICS

GAME-BY-GAME RESULTS

Date	Opponent	W/L	Score	R	H	E/	R	H	E	Innings	Overall	Conference	Pitcher of Record	Attendance	Time
02-11-17	vs. Tennessee State !	W	9-1	9	12	0/	1	3	1	5	1-0	0-0	Krumrey (W, 1-0)	127	1:45
02-11-17	vs. Jarvis Christian !	W	17-2	17	18	0/	2	4	4	5	2-0	0-0	Thogmartin (W, 1-0)	130	2:21
02-12-17	vs. Jackson State !	W	13-2	13	12	1/	2	7	3	5	3-0	0-0	Estes (W, 1-0)	185	1:57
02-17-17	vs. Middle Tennessee #	L	4-8	4	9	1/	8	8	3	7	3-1	0-0	Barnouski (L, 0-1)	80	3:00
02-17-17	vs. UT Arlington #	L	1-5	1	5	2/	5	8	2	7	3-2	0-0	Krumrey (L, 1-1)	108	1:33
02-18-17	at Southeastern La. #	W	2-0	2	4	1/	0	4	0	7	4-2	0-0	Krumrey (W, 2-1)	112	2:08
02-19-17	vs. Buffalo #	W	7-6	7	11	1/	6	10	3	(8)	5-2	0-0	Estes (W, 2-0)	90	2:22
02-19-17	vs. Alcorn State #	W	3-2	3	9	3/	2	7	0	7	6-2	0-0	Krumrey (W, 3-1)	72	1:43
02-25-17	at Alcorn State	W	8-0	8	12	0/	0	4	1	5	7-2	0-0	Krumrey (W, 4-1)	43	1:26
02-25-17	at Alcorn State	W	7-5	7	9	1/	5	6	4	7	8-2	0-0	Estes (W, 3-0)	43	1:57
03-04-17	vs. Missouri State &	W	2-1	2	5	0/	1	7	1	7	9-2	0-0	Krumrey (W, 5-1)	97	1:38
03-04-17	vs. UMKC &	W	4-2	4	7	0/	2	3	2	7	10-2	0-0	Estes (W, 4-0)	114	1:43
03-05-17	vs. Saint Louis &	L	1-10	1	4	2/	10	8	0	7	10-3	0-0	Thogmartin (L, 1-1)	125	2:00
03-05-17	vs. Saint Louis &	L	4-6	4	5	1/	6	10	1	7	10-4	0-0	Krumrey (L, 5-2)	120	2:00
03-09-17	vs. Loyola-Chicago %	W	2-0	2	8	0/	0	6	0	7	11-4	0-0	Krumrey (W, 6-2)	75	1:38
03-10-17	vs. Valparaiso %	L	6-8	6	9	2/	8	11	2	7	11-5	0-0	Hoelting (L, 0-1)	120	2:10
03-11-17	vs. Alabama A&M %	W	7-2	7	10	4/	2	5	3	7	12-5	0-0	Krumrey (W, 7-2)	115	1:45
03-12-17	vs. Alabama State %	W	8-1	8	10	3/	1	3	1	7	13-5	0-0	Estes (W, 5-0)	130	2:10
03-14-17	at Georgia Tech	W	6-1	6	6	1/	1	2	0	7	14-5	0-0	Krumrey (W, 8-2)	75	1:51
03-15-17	at Kennesaw State	L	3-4	3	3	1/	4	10	3	7	14-6	0-0	Hoelting (L, 0-2)	121	1:56
03-17-17	vs. Tulsa @	L	0-6	0	3	1/	6	8	0	7	14-7	0-0	Thogmartin, L, 1-2)	-	1:33
03-17-17	vs. UMKC @	W	10-0	10	13	0/	0	4	2	5	15-7	0-0	Krumrey (W, 9-2)	-	1:39
03-18-17	vs. #12 LSU @	L	3-7	3	6	1/	7	10	0	7	15-8	0-0	Estes (L, 5-1)	-	1:53
03-18-17	vs. Omaha @	L	5-6	5	10	1/	6	9	0	7	15-9	0-0	Hoelting (L, 0-3)	-	2:19
03-19-17	at Kansas @	L	5-6	5	9	2/	6	13	1	7	15-10	0-0	Estes (L, 5-2)	-	2:26
03-25-17	at Tennessee Tech*	L	2-3	2	5	1/	3	4	1	7	15-11	0-1	Estes (L, 5-3)	-	1:57
03-25-17	at Tennessee Tech*	L	2-3	2	12	0/	3	7	0	7	15-12	0-2	Krumrey (L, 9-3)	173	1:35
03-26-17	at Jacksonville State*	L	0-3	0	4	1/	3	7	0	7	15-13	0-3	Hoelting (L, 0-4)	897	1:28
03-26-17	at Jacksonville State*	L	5-9	5	6	0/	9	12	1	7	15-14	0-4	Krumrey (L, 9-4)	897	2:01
04-01-17	EASTERN ILLINOIS*	L	5-7	5	9	3/	7	10	2	7	15-15	0-5	Krumrey (L, 9-5)	425	2:15
04-01-17	EASTERN ILLINOIS*	L	1-4	1	3	2/	4	8	0	7	15-16	0-6	Estes (L, 5-4)	350	1:38
04-08-17	AUSTIN PEAY*	W	3-0	3	6	0/	0	2	0	7	16-16	1-6	Krumrey (W, 10-5)	385	1:38
04-08-17	AUSTIN PEAY*	W	4-0	4	8	2/	0	0	1	7	17-16	2-6	Hoelting (W, 1-4)	355	1:23
04-09-17	MURRAY STATE*	L	6-11	6	13	3/	11	16	1	7	17-17	2-7	Krumrey (L, 10-6)	220	2:05
04-09-17	MURRAY STATE*	L	1-6	1	6	2/	6	13	1	7	17-18	2-8	Eates (L, 5-5)	185	1:40
04-12-17	SOUTHERN ILLINOIS	L	1-3	1	2	1/	3	10	1	7	17-19	2-8	Estes (L, 5-6)	235	1:46
04-14-17	at SIU Edwardsville*	L	0-4	0	3	2/	4	4	0	7	17-20	2-9	Estes (L, 5-7)	379	1:47
04-14-17	at SIU Edwardsville*	L	4-5	4	9	3/	5	6	0	(10)	17-21	2-10	Hoelting (L, 1-5)	379	2:25
04-18-17	at Missouri	L	3-14	3	4	2/	14	13	0	5	17-22	2-10	Krumrey (L, 10-7)	703	1:26
04-18-17	at Missouri	L	1-9	1	5	0/	9	17	0	6	17-23	2-10	Estes (L, 5-8)	703	1:26
04-22-17	MOREHEAD STATE*	L	2-6	2	9	1/	6	7	1	7	17-24	2-11	Krumrey (L, 10-8)	175	2:00
04-22-17	MOREHEAD STATE*	W	6-5	6	7	2/	5	13	2	7	18-24	3-11	Hoelting (W, 2-5)	150	1:42
04-23-17	EASTERN KENTUCKY*	W	2-1	2	6	1/	1	8	2	7	19-24	4-11	Krumrey (W, 11-8)	135	1:48
04-23-17	EASTERN KENTUCKY*	L	0-2	0	3	1/	2	7	1	7	19-25	4-12	Estes (L, 5-9)	150	1:26
04-29-17	at Tennessee State*	W	5-3	5	9	0/	3	6	3	(9)	20-25	5-12	Krumrey (W, 12-8)	111	3:09
04-29-17	at Tennessee State*	W	4-1	4	7	0/	1	7	2	7	21-25	6-12	Estes (W, 6-9)	137	1:54
04-30-17	at Belmont*	W	5-1	5	8	2/	1	4	0	7	22-25	7-12	Krumrey (W, 13-8)	158	1:45
04-30-17	at Belmont*	L	5-6	5	5	1/	6	9	2	7	22-26	7-13	Hoelting (L, 2-6)	195	1:45
05-06-17	at UT Martin*	W	7-0	7	11	0/	0	6	1	7	23-26	8-13	Krumrey (W, 14-8)	231	1:51
05-06-17	at UT Martin*	L	2-8	2	5	0/	8	7	0	7	23-27	8-14	Estes (L, 6-10)	231	1:52

Home Games in **BOLD CAPS**; * - Denotes Ohio Valley Conference Game; ! - Jackson State Tournament (Jackson, Miss.); # - Lion Classic II (Hammond, La.); & - We Back Pat Tournament (Kansas City, Mo.); % - Leon Smith Classic (Oxford, Ala.); @ - Rock Chalk Challenge (Lawrence, Kan.)

2017 FINAL STATISTICS

Southeast Missouri State REDHAWKS

HITTING STATISTICS (HOME GAMES)

Home: 4-7 OVC: 4-6

No.	Name	Avg.	GP-GS	AB	R	H	2B	3B	HR	RBI	TB	SLG%	BB	HBP	SO	GDP	OB%	SF	SH	SB-ATT	PO	A	E	FLD%
2	Rachel Anderson	.394	11-11	33	5	13	3	0	1	9	19	.576	3	1	5	0	.459	0	0	2-4	15	1	1	.941
7	Mykaela Arellanes	.355	11-11	31	7	11	1	0	1	2	15	.484	7	0	8	0	.474	0	0	4-5	9	0	0	1.000
10	Darby Pruett	.346	11-9	26	3	9	2	0	1	3	14	.538	1	1	5	0	.393	0	0	1-2	5	28	2	.943
4	Claudia Gallo	.313	9-8	16	3	5	0	1	0	1	7	.438	1	1	5	0	.389	0	0	1-2	16	0	0	1.000
8	Parker Bandy	.241	10-10	29	2	7	3	1	0	4	12	.414	2	1	4	0	.313	0	1	0-1	20	13	1	.971
6	Riley Hayes	.222	8-7	18	1	4	0	0	0	1	4	.222	3	0	2	0	.333	0	0	1-1	29	8	0	1.000
17	Brooke Rheinecker	.211	10-5	19	2	4	0	0	0	0	4	.211	0	0	2	0	.211	0	1	3-3	2	0	0	1.000
3	Sarah Messex	.190	11-11	21	0	4	0	0	0	0	4	.190	3	0	6	0	.292	0	1	0-0	8	34	7	.857
26	Ashley Ellis	.188	11-11	32	2	6	0	2	2	5	16	.500	1	0	6	1	.212	0	0	0-0	98	5	2	.981
12	Addison Barnouski	.188	9-4	16	0	3	1	0	0	1	4	.250	0	0	5	1	.188	0	0	1-1	0	8	1	.889

16	Randi Dae Conway	.250	4-4	4	0	1	0	0	0	0	1	.250	0	0	1	0	.250	0	1	0-0	8	6	1	.933
21	Abby Tillotson	.214	7-4	14	0	3	0	0	0	0	3	.214	1	1	5	0	.313	0	0	0-0	14	2	0	1.000
22	Madison Harris	.143	7-3	14	4	2	1	0	0	0	3	.214	2	0	1	0	.250	0	0	0-0	1	0	0	1.000
1	Claire Wernig	.000	8-1	9	0	0	0	0	0	0	0	.000	0	0	3	0	.000	0	0	0-0	1	1	0	1.000
11	Nicole Deering	.000	10-0	0	2	0	0	0	0	0	0	.000	0	0	0	0	.000	0	0	1-3	0	0	0	.000
20	Brittany Stevens	.000	1-0	0	0	0	0	0	0	0	0	.000	0	0	0	0	.000	0	0	0-0	0	0	0	.000
Totals		.255	11-11	282	31	72	11	4	5	26	106	.376	24	5	58	2	.325	0	4	14-22	231	129	18	.952
Opponents		.293	11-11	321	45	94	11	3	5	38	126	.393	22	1	39	2	.338	2	9	6-9	219	80	12	.961
LOB - Team (65), Opp (79). DPs turned - Team (2), Opp (3). IBB - Team (0), Opp (1).																								

HITTING STATISTICS (AWAY GAMES)

Away: 9-12 OVC: 4-8

No.	Name	Avg.	GP-GS	AB	R	H	2B	3B	HR	RBI	TB	SLG%	BB	HBP	SO	GDP	OB%	SF	SH	SB-ATT	PO	A	E	FLD%
2	Rachel Anderson	.379	21-21	66	18	25	3	4	4	16	48	.727	10	0	6	1	.461	0	0	5-7	40	2	0	1.000
17	Brooke Rheinecker	.340	20-15	47	9	16	0	0	0	0	16	.340	1	0	9	0	.354	0	4	4-5	6	0	1	.857
1	Claire Wernig	.304	13-6	23	2	7	0	0	0	5	7	.304	2	0	2	0	.360	0	0	1-1	5	0	0	1.000
26	Ashley Ellis	.294	21-21	51	2	15	6	0	2	11	27	.529	6	1	16	0	.367	2	2	1-1	122	4	2	.984
4	Claudia Gallo	.280	16-9	25	4	7	0	1	0	6	9	.360	0	3	6	0	.333	2	0	2-2	19	1	0	1.000
8	Parker Bandy	.269	20-20	52	8	14	3	1	0	7	19	.365	8	1	13	0	.365	2	0	2-2	37	24	2	.968
22	Madison Harris	.267	18-8	30	4	8	0	0	1	3	11	.367	6	0	3	0	.389	0	0	0-0	1	4	1	.833
7	Mykaela Arellanes	.262	19-19	65	12	17	5	2	1	6	29	.446	5	1	12	1	.324	0	0	4-4	28	1	1	.967
10	Darby Pruett	.250	20-18	48	6	12	1	0	3	14	22	.458	1	3	18	0	.308	0	1	0-0	14	29	2	.956
12	Addison Barnouski	.250	17-8	32	6	8	1	0	2	5	15	.469	2	0	9	0	.294	0	0	3-3	1	1	0	1.000
3	Sarah Messex	.208	21-21	48	6	10	1	0	1	8	14	.292	8	1	18	0	.322	2	1	2-4	27	34	9	.871
6	Riley Hayes	.135	16-14	37	3	5	1	0	1	1	9	.243	11	0	7	0	.333	0	0	0-0	63	5	1	.986
21	Abby Tillotson	.125	14-8	24	1	3	0	0	1	3	6	.250	3	0	9	1	.222	0	0	0-0	25	4	0	1.000

16	Randi Dae Conway	.200	7-1	5	2	1	0	0	0	0	1	.200	0	0	3	0	.200	0	0	0-1	3	2	0	1.000
20	Brittany Stevens	.000	7-0	2	2	0	0	0	0	0	0	.000	1	0	0	1	.333	0	0	0-0	0	0	0	.000
24	Rachael Donald	.000	3-0	1	0	0	0	0	0	0	0	.000	0	0	0	0	.000	0	0	0-0	3	0	0	1.000
18	Mackenzie Long	.000	2-0	0	1	0	0	0	0	0	0	.000	1	0	0	0	1.000	0	0	0-0	0	0	0	.000
11	Nicole Deering	.000	16-0	0	3	0	0	0	0	0	0	.000	0	0	0	0	.000	0	0	4-5	0	0	0	.000
Totals		.266	21-21	556	89	148	21	8	16	85	233	.419	65	10	131	4	.349	8	8	28-35	399	139	19	.966
Opponents		.286	21-21	542	87	155	20	2	16	81	227	.419	48	14	75	1	.356	5	8	16-20	432	148	22	.963
LOB - Team (126), Opp (131). DPs turned - Team (8), Opp (11). IBB - Team (0), Opp (1).																								

Southeast Missouri State REDHAWKS

2017 FINAL STATISTICS

HITTING STATISTICS (NEUTRAL GAMES)

Neutral: 10-8

No.	Name	Avg.	GP-GS	AB	R	H	2B	3B	HR	RBI	TB	SLG%	BB	HBP	SO	GDP	OB%	SF	SH	SB-ATT	PO	A	E	FLD%
2	Rachel Anderson	.463	18-18	54	12	25	4	4	2	8	43	.796	7	0	4	0	.525	0	0	5-6	16	4	0	1.000
17	Brooke Rheinecker	.419	14-7	31	7	13	0	0	0	6	13	.419	0	0	0	0	.419	0	1	3-5	1	0	0	1.000
22	Madison Harris	.419	16-10	31	9	13	1	0	0	5	14	.452	3	0	2	0	.471	0	0	1-2	2	1	0	1.000
7	Mykaela Arellanes	.377	18-18	53	17	20	3	2	1	9	30	.566	10	0	8	0	.476	0	0	8-9	15	0	2	.882
12	Addison Barnouski	.366	16-13	41	6	15	2	0	1	10	20	.488	3	1	5	0	.422	0	0	1-1	7	14	1	.955
21	Abby Tillotson	.346	12-10	26	3	9	2	0	2	9	17	.654	5	1	2	0	.469	0	1	0-0	61	7	2	.971
8	Parker Bandy	.304	18-18	46	8	14	3	1	2	11	25	.543	5	0	8	0	.365	1	2	2-2	37	24	5	.924
3	Sarah Messex	.304	18-18	46	11	14	4	0	1	9	21	.457	5	2	7	1	.396	0	1	1-3	19	34	5	.914
6	Riley Hayes	.276	15-12	29	3	8	2	1	0	5	12	.414	4	1	3	1	.382	0	1	0-0	42	5	1	.979
26	Ashley Ellis	.222	15-15	45	1	10	3	0	0	4	13	.289	1	0	6	0	.239	0	0	0-0	110	4	1	.991
10	Darby Pruett	.212	16-9	33	5	7	2	1	1	4	14	.424	3	0	11	0	.278	0	0	1-2	11	40	1	.981
1	Claire Wernig	.148	14-12	27	2	4	0	0	0	2	4	.148	1	0	2	1	.179	0	0	1-1	14	1	0	1.000

24	Rachael Donald	.250	3-0	4	2	1	0	0	0	1	1	.250	0	0	1	0	.250	0	0	0-0	0	0	0	.000
4	Claudia Gallo	.071	12-2	14	1	1	0	0	0	2	1	.071	1	0	1	0	.133	0	0	0-0	4	2	0	1.000
20	Brittany Stevens	.000	8-0	5	1	0	0	0	0	0	0	.000	0	0	1	0	.000	0	0	0-0	2	0	0	1.000
16	Randi Dae Conway	.000	4-0	3	2	0	0	0	0	0	0	.000	0	1	1	0	.250	0	0	0-0	0	1	1	.500
11	Nicole Deering	.000	13-0	1	3	0	0	0	0	0	0	.000	0	0	0	0	.000	0	0	0-0	1	0	0	1.000
18	Mackenzie Long	.000	1-0	0	0	0	0	0	0	0	0	.000	0	0	0	0	.000	0	0	0-0	0	0	0	.000
Totals		.315	18-18	489	93	154	26	9	10	85	228	.466	48	6	62	3	.382	1	6	23-31	348	165	22	.959
Opponents		.269	18-18	461	73	124	18	2	9	65	173	.375	44	11	80	1	.345	3	10	16-23	348	141	25	.951

LOB - Team (111), Opp (109). DPs turned - Team (2), Opp (6). CI - Team (0), Opp (1).

HITTING STATISTICS (NON-CONFERENCE GAMES)

Overall: 15-13 Home: 0-1 Away: 5-4 Neutral: 10-8

No.	Name	Avg.	GP-GS	AB	R	H	2B	3B	HR	RBI	TB	SLG%	BB	HBP	SO	GDP	OB%	SF	SH	SB-ATT	PO	A	E	FLD%
2	Rachel Anderson	.451	28-28	82	21	37	5	7	3	16	65	.793	13	0	5	1	.526	0	0	8-9	33	5	0	1.000
22	Madison Harris	.395	24-14	43	12	17	1	0	1	6	21	.488	6	0	2	0	.469	0	0	1-2	3	4	1	.875
17	Brooke Rheinecker	.392	24-14	51	11	20	0	0	0	6	20	.392	0	0	5	0	.392	0	2	5-8	5	0	1	.833
12	Addison Barnouski	.318	26-21	66	11	21	3	0	2	14	30	.455	5	1	12	0	.375	0	0	4-4	8	15	1	.958
8	Parker Bandy	.317	26-26	63	12	20	4	2	2	15	34	.540	9	0	12	0	.392	2	2	2-2	52	29	6	.931
7	Mykaela Arellanes	.316	26-26	79	22	25	6	2	2	13	41	.519	13	0	10	1	.413	0	0	11-12	25	0	2	.926
3	Sarah Messex	.303	28-28	66	16	20	5	0	2	15	31	.470	11	2	13	1	.413	1	1	3-5	32	52	10	.894
26	Ashley Ellis	.290	25-25	69	2	20	7	0	1	11	30	.435	5	0	14	0	.333	1	1	0-0	165	4	1	.994
21	Abby Tillotson	.256	19-15	39	3	10	2	0	2	10	18	.462	6	2	8	1	.383	0	1	0-0	77	10	2	.978
6	Riley Hayes	.225	21-17	40	4	9	2	1	1	6	16	.400	8	1	7	1	.367	0	1	0-0	64	8	2	.973
1	Claire Wernig	.200	23-16	40	4	8	0	0	0	6	8	.200	3	0	3	1	.256	0	0	2-2	17	1	0	1.000
10	Darby Pruett	.170	25-16	53	7	9	3	1	1	6	17	.321	4	1	19	0	.241	0	1	1-2	17	55	2	.973
4	Claudia Gallo	.136	20-5	22	4	3	0	0	0	6	3	.136	2	1	4	0	.231	1	0	1-2	12	2	0	1.000
24	Rachael Donald	.200	6-0	5	2	1	0	0	0	1	1	.200	0	0	1	0	.200	0	0	0-0	3	0	0	1.000
20	Brittany Stevens	.000	12-0	6	2	0	0	0	0	0	0	.000	0	0	1	1	.000	0	0	0-0	2	0	0	1.000
16	Randi Dae Conway	.000	8-1	5	3	0	0	0	0	0	0	.000	0	1	1	0	.167	0	0	0-1	3	4	1	.875
11	Nicole Deering	.000	21-0	1	5	0	0	0	0	0	0	.000	0	0	0	0	.000	0	0	2-4	1	0	0	1.000
18	Mackenzie Long	.000	3-0	0	1	0	0	0	0	0	0	.000	1	0	0	0	1.000	0	0	0-0	0	0	0	.000
Totals		.301	28-28	730	142	220	38	13	17	131	335	.459	86	9	117	7	.380	5	9	40-53	527	228	32	.959
Opponents		.292	28-28	720	117	210	29	2	15	104	288	.400	65	13	111	1	.358	6	13	24-35	537	206	38	.951

LOB - Team (162), Opp (174). DPs turned - Team (3), Opp (14). CI - Team (0), Opp (1).

2017 FINAL STATISTICS

Southeast Missouri State REDHAWKS

PITCHING STATISTICS (HOME GAMES)

Home: 4-7 OVC: 4-6

No.	Name	ERA	W-L	APP	GS	CG	SHO/CBO	SV	IP	H	R	ER	BB	SO	2B	3B	HR	AB	B/Avg.	WP	HBP	BK	SFA	SHA
5	Alexis Estes	1.50	0-4	5	4	2	0/0	0	28.0	31	11	6	5	16	3	1	0	113	.274	1	0	0	1	2
9	Mackenzie Hoelting	2.02	2-0	6	1	1	1/0	0	17.1	17	10	5	4	9	0	0	1	73	.233	4	1	0	0	3
19	Madeline Krumrey	3.29	2-3	6	5	2	1/0	0	27.2	36	19	13	13	14	8	2	2	117	.308	1	0	0	0	3

14	Aubrey Denno	0.00	0-0	2	0	0	0/0	0	0.2	1	0	0	0	0	0	0	0	2	.500	0	0	0	1	0
15	Haley Thogmartin	10.50	0-0	1	1	0	0/0	0	3.1	9	5	5	0	0	0	0	2	16	.563	0	0	0	0	1
Totals		2.64	4-7	11	11	5	2/0	0	77.0	94	45	29	22	39	11	3	5	321	.293	6	1	0	2	9
Opponents		2.21	7-4	11	11	6	1/0	2	73.0	72	31	23	24	58	11	4	5	282	.255	5	5	0	0	4

PB - Team (3), Abby Tillotson 2, Riley Hayes 1. SBA/ATT - Riley Hayes (4-6), Madeline Krumrey (4-5), Abby Tillotson (2-3), Alexis Estes (1-2), Mackenzie Hoelting (0-1), Haley Thogmartin (1-1).

PITCHING STATISTICS (AWAY GAMES)

Away: 9-12 OVC: 4-8

No.	Name	ERA	W-L	APP	GS	CG	SHO/CBO	SV	IP	H	R	ER	BB	SO	2B	3B	HR	AB	B/Avg.	WP	HBP	BK	SFA	SHA
19	Madeline Krumrey	2.36	6-3	13	11	7	3/0	0	68.1	69	29	23	17	44	9	1	6	276	.250	0	2	0	0	0
9	Mackenzie Hoelting	3.96	0-4	9	1	1	0/0	2	23.0	25	19	13	10	7	2	1	4	91	.275	1	5	0	0	3
5	Alexis Estes	6.93	3-5	11	8	0	0/0	0	32.1	48	35	32	17	20	5	0	5	136	.353	9	4	0	4	4

12	Addison Barnouski	0.00	0-0	1	0	0	0/0	0	1.0	1	0	0	0	0	0	0	0	4	.250	0	0	0	0	0
14	Aubrey Denno	0.00	0-0	2	0	0	0/0	0	0.1	3	0	0	0	0	0	0	0	4	.750	0	0	0	0	0
15	Haley Thogmartin	1.75	0-0	6	1	0	0/0	0	8.0	9	4	2	4	4	4	0	1	31	.290	0	3	0	1	1
Totals		3.68	9-12	21	21	8	3/0	2	133.0	155	87	70	48	75	20	2	16	542	.286	10	14	0	5	8
Opponents		3.79	12-9	21	21	7	2/1	1	144.0	148	89	78	65	131	21	8	16	556	.266	10	10	0	8	8

PB - Team (1), Abby Tillotson 1, Opp (6). Pickoffs - Team (1), Abby Tillotson 1. SBA/ATT - Abby Tillotson (9-11), Alexis Estes (8-10), Riley Hayes (7-9), Madeline Krumrey (5-6), Mackenzie Hoelting (3-3), Haley Thogmartin (0-1).

PITCHING STATISTICS (NEUTRAL GAMES)

Away: 10-8

No.	Name	ERA	W-L	APP	GS	CG	SHO/CBO	SV	IP	H	R	ER	BB	SO	2B	3B	HR	AB	B/Avg.	WP	HBP	BK	SFA	SHA
19	Madeline Krumrey	1.87	6-2	9	9	2	0/2	0	45.0	44	14	12	15	38	7	1	0	175	.251	1	2	0	1	5
5	Alexis Estes	3.47	3-1	12	4	1	0-2	2	36.1	35	23	18	15	29	5	1	5	139	.252	4	3	0	0	2

9	Mackenzie Hoelting	1.83	0-2	7	1	0	0/0	0	15.1	15	7	4	6	7	3	0	1	59	.254	4	3	0	2	1
14	Aubrey Denno	6.30	0-0	2	0	0	0/0	0	3.1	4	5	3	2	1	0	0	1	18	.222	0	0	0	0	0
15	Haley Thogmartin	10.22	1-2	7	4	0	0/0	0	12.1	18	18	18	5	4	2	0	1	53	.340	0	3	0	0	1
12	Addison Barnouski	11.45	0-1	2	0	0	0/0	0	3.2	8	6	6	1	1	1	0	1	17	.471	0	0	0	0	1
Totals		3.68	10-8	18	18	3	2/2	2	116.0	124	73	61	44	80	18	2	9	461	.269	9	11	0	3	10
Opponents		4.59	8-10	18	18	7	1-1	0	116.0	154	93	76	48	62	26	9	10	489	.315	8	6	1	1	6

PB - Team (1), Abby Tillotson 1, Opp (1). SBA/ATT - Abby Tillotson (13-17), Madeline Krumrey (8-11), Riley Hayes (2-5), Alexis Estes (2-4), Mackenzie Hoelting (3-4), T Haley Thogmartin (1-2), Addison Barnouski (1-1), Aubrey Denno (1-1), Rachael Donald (1-1).

Southeast Missouri State REDHAWKS

2017 FINAL STATISTICS

PITCHING STATISTICS (NON-CONFERENCE GAMES)

Overall: 15-13 Home: 0-1 Away: 5-4 Neutral: 10-8

No.	Name	ERA	W-L	APP	GS	CG	SHO/CBO	SV	IP	H	R	ER	BB	SO	2B	3B	HR	AB	B/Avg.	WP	HBP	BK	SFA	SHA
19	Madeline Krumrey	1.78	9-3	16	14	5	2/2	0	74.2	74	23	19	24	54	10	1	3	293	.253	1	2	0	1	6
5	Alexis Estes	4.15	5-4	18	9	1	0/2	2	55.2	68	42	33	23	40	10	1	6	224	.304	8	5	0	1	4

9	Mackenzie Hoelting	3.79	0-3	11	1	0	0/0	1	20.1	28	20	11	9	9	4	0	3	90	.311	6	3	0	2	1
14	Aubrey Denno	5.73	0-0	4	0	0	0/0	0	3.2	7	5	3	2	1	0	0	1	21	.333	0	0	0	1	0
15	Haley Thogmartin	7.98	1-2	10	4	0	0/0	0	16.2	24	21	19	6	6	4	0	1	71	.338	0	3	0	1	1
12	Addison Barnouski	9.00	0-1	3	0	0	0/0	0	4.2	9	6	6	1	1	1	0	1	21	.429	0	0	0	0	1
Totals		3.63	15-13	28	28	6	4/2	3	175.2	210	117	91	65	111	29	2	15	720	.292	15	13	0	6	13
Opponents		4.50	13-15	28	28	8	1/1	1	179.0	220	142	115	86	117	38	13	17	730	.301	13	9	1	5	9

PB - Team (3), Abby Tillotson 3, Opp (5). Pickoffs - Team (1), Abby Tillotson 1. SBA/ATT - Abby Tillotson (18-24), Madeline Krumrey (9-13), Alexis Estes (6-10), Riley Hayes (5-10), Mackenzie Hoelting (6-7), Haley Thogmartin (1-3), Rachael Donald (1-1), Aubrey Denno (1-1), Addison Barnouski (1-1).

2017 LINE SCORES

Southeast Missouri State REDHAWKS

GAME 1

SOUTHEAST MISSOURI 9, TENNESSEE STATE 1

February 11, 2017 • Jackson, Miss.

	1	2	3	4	5		R	H	E
Southeast Missouri	4	0	0	2	3	- - -	9	12	0
Tennessee State	0	1	0	0	0	- - -	1	3	1
WP-KRUMREY, Madeline (1-0) LP-O'KANE (0-1) T-1:45 A-127									
HR SEMO - ANDERSON, Rachel (1)									

GAME 2

SOUTHEAST MISSOURI 17, JARVIS CHRISTIAN 2

February 11, 2017 • Jackson, Miss.

	1	2	3	4	5		R	H	E
Southeast Missouri	2	3	3	5	4	- - -	17	18	0
Jarvis Christian	0	0	0	2	0	- - -	2	4	4
WP-THOGMARTIN, Haley (1-0) LP-FAGNANA (0-2) T-2:21 A-130									
HR SEMO - MESSEX, Sarah									

GAME 3

SOUTHEAST MISSOURI 13, JACKSON STATE 2

February 12, 2017 • Jackson, Miss.

	1	2	3	4	5		R	H	E
Southeast Missouri	1	1	8	0	3	-	13	12	1
Jackson State	0	0	0	2	0	-	2	7	3
WP-ESTES, Alexis (1-0) LP-S. Lozano (0-2) T-1:57 A-185									
HR SEMO - ELLIS, Ashley									

GAME 4

MIDDLE TENNESSEE 8, SOUTHEAST MISSOURI 4

February 17, 2017 • Hammond, La.

	1	2	3	4	5	6	7		R	H	E
Southeast Missouri	3	0	0	0	0	0	1	-	4	9	1
Middle Tennessee	0	2	1	0	0	5	X	-	8	8	3
WP-JENNINGS, Cori (3-1) LP-BARNOUSKI, Addison (0-1) T-3:00PM A-80											
HR SEMO - ANDERSON, Rachel											
HR MT - WHALEY, Austyn (2), MCGEE, Keely (2)											

GAME 5

UT ARLINGTON 5, SOUTHEAST MISSOURI 1

February 17, 2017 • Hammond, La.

	1	2	3	4	5	6	7		R	H	E
Southeast Missouri	0	1	0	0	0	0	0	-	1	5	2
UT Arlington	0	0	0	0	0	5	X	-	5	8	2
WP-Sam Clakley LP-KRUMREY, Madeline (1-1) T-1:33 A-108											

GAME 6

SOUTHEAST MISSOURI 2, SOUTHEASTERN LOUISIANA 0

February 18, 2017 • Hammond, La.

	1	2	3	4	5	6	7		R	H	E
Southeast Missouri	0	0	0	1	1	0	0	-	2	4	1
Southeastern	0	0	0	0	0	0	0	-	0	4	0
WP-KRUMREY, Madeline (2-1) LP-Hayes, Rachel T-2:08 A-112											

GAME 7

SOUTHEAST MISSOURI 7, BUFFALO 6

February 19, 2017 • Hammond, La.

	1	2	3	4	5	6	7	8		R	H	E
Buffalo	0	3	0	0	0	0	1	2	-	6	10	3
Southeast Missouri	0	2	0	0	0	0	2	3	-	7	11	1
WP-ESTES, Alexis (2-0) LP-LANGLOIS, Bobbi T-2:22 A-90												
HR SEMO - TILLOTSON, Abby												

GAME 8

SOUTHEAST MISSOURI 3, ALCORN STATE 2

February 19, 2017 • Hammond, La.

	1	2	3	4	5	6	7		R	H	E
Alcorn State	0	0	0	0	0	0	2	-	2	7	0
Southeast Missouri	2	0	1	0	0	0	X	-	3	9	3
WP-KRUMREY, Madeline (3-1) Save-ESTES, Alexis LP-Madi Creed T-1:43 A-72											

GAME 9

SOUTHEAST MISSOURI 8, ALCORN STATE 0

February 25, 2017 • Lorman, Miss.

	1	2	3	4	5		R	H	E
Southeast Missouri	3	0	2	3	0	- - -	8	12	0
Alcorn State	0	0	0	0	0	- - -	0	4	1
WP-KRUMREY, Madeline (4-1) LP-Madi Creed (1-2) T-1:26 A-43									
HR SEMO - ARELLANES, Mykaela (1), BARNOUSKI, Addison (1), HAYES, Riley (1)									

GAME 10

SOUTHEAST MISSOURI 7, ALCORN STATE 5

February 17, 2017 • Lorman, Miss.

	1	2	3	4	5	6	7		R	H	E
Southeast Missouri	0	3	0	3	1	0	0	-	7	9	1
Alcorn State	2	0	2	0	0	0	1	-	5	6	4
WP-ESTES, Alexis (3-0) Save-HOELTING, Mackenzi(1) LP-Jazmin Castillo (1-2) T-1 A-43 A-43											

GAME 11

SOUTHEAST MISSOURI 2, MISSOURI STATE 1

March 4, 2017 • Kansas City, Mo.

	1	2	3	4	5	6	7		R	H	E
Southeast Missouri	0	2	0	0	0	0	0	-	2	5	0
Missouri State	0	0	0	0	0	1	0	-	1	7	1
WP-KRUMREY, Madeline (5-1) LP-Kelley,H (1-3) T-1:38 A-97											

GAME 12

SOUTHEAST MISSOURI 4, UMKC 2

March 4, 2017 • Kansas City, Mo.

	1	2	3	4	5	6	7		R	H	E
UMKC	0	0	0	0	0	0	2	-	2	3	2
Southeast Missouri	0	0	0	1	1	2	0	-	4	7	0
WP-ESTES, Alexis (4-0) LP-Lombardini (1-3) T-1:43 A-114											
HR UMKC - Byrn, M.											
HR SEMO - BARNOUSKI, Addison											

GAME 13

SAINT LOUIS 10, SOUTHEAST MISSOURI 1

March 5, 2017 • Kansas City, Mo.

	1	2	3	4	5	6	7		R	H	E
Saint Louis	0	1	3	0	2	1	3	-	10	8	0
Southeast Missouri	1	0	0	0	0	0	0	-	1	4	2
WP-Loveless LP-THOGMARTIN, Haley (1-1) T-2:00 A-125											
HR SLU - Macfarlane, Breitbart											

GAME 14

SAINT LOUIS 6, SOUTHEAST MISSOURI 4

March 5, 2017 • Kansas City, Mo.

	1	2	3	4	5	6	7		R	H	E
Southeast Missouri	0	0	0	0	0	0	4	-	4	5	1
Saint Louis	1	1	0	4	0	0	X	-	6	10	1
WP-Baalman (4-2) LP-KRUMREY, Madeline (5-2) T-2:00 A-120											

Southeast Missouri State REDHAWKS

2017 LINE SCORES

GAME 15

SOUTHEAST MISSOURI 2, LOYOLA-CHICAGO 0

March 9, 2017 • Oxford, Ala.

	1	2	3	4	5	6	7		R	H	E
Loyola-Chicago	0	0	0	0	0	0	0	-	0	6	0
Southeast Missouri	1	0	0	0	1	0	X	-	2	8	0

WP-KRUMREY, Madeline (6-2) Save-ESTES, Alexis(2) LP-Dolezal (7-1)
T-1:38 A-75

GAME 16

VALPARAISO 8, SOUTHEAST MISSOURI 6

March 10, 2017 • Oxford, Ala.

	1	2	3	4	5	6	7		R	H	E
Valparaiso	2	4	0	0	0	0	2	-	8	11	2
Southeast Missouri	0	0	2	2	2	0	0	-	6	9	2

P-GROSSMANN (3-2) LP-HOELTING, Mackenzi (0-1) T-2:10 A-120
HR VALPO - STEWART
HR SEMO - PRUETT, Darby (1), BANDY, Parker (1)

GAME 17

SOUTHEAST MISSOURI 7, ALABAMA A&M 2

March 11, 2017 • Oxford, Ala.

	1	2	3	4	5	6	7		R	H	E
Southeast Missouri	1	0	1	1	4	0	0	-	7	10	4
Alabama A&M	0	0	0	0	0	1	1	-	2	5	3

WP-KRUMREY, Madeline (7-2) LP-I. Largin T-1:45 A-115

GAME 18

SOUTHEAST MISSOURI 8, ALABAMA STATE 1

March 12, 2017 • Oxford, Ala.

	1	2	3	4	5	6	7		R	H	E
Southeast Missouri	0	2	0	5	0	1	0	-	8	10	3
Alabama State	0	0	0	0	0	1	0	-	1	3	1

WP-ESTES, Alexis (5-0) LP-BRADFORD (5-5) T-2:10 A-130

GAME 19

SOUTHEAST MISSOURI 6, GEORGIA TECH 1

March 14, 2017 • Atlanta, Ga.

	1	2	3	4	5	6	7		R	H	E
Southeast Missouri	2	0	2	2	0	0	0	-	6	6	1
Georgia Tech	0	0	0	0	0	1	0	-	1	2	0

WP-KRUMREY, Madeline (8-2) LP-Emily Anderson (1-7) T-1:51 A-75
HR SEMO - ANDERSON, Rachel
HR GT - Jessica Kowalewicz

GAME 20

KENNESAW STATE 4, SOUTHEAST MISSOURI 3

March 15, 2017 • Kennesaw, Ga.

	1	2	3	4	5	6	7		R	H	E
Southeast Missouri	0	0	0	3	0	0	0	-	3	3	1
Kennesaw State	0	0	1	1	2	0	X	-	4	10	3

WP-Cutting (10-2) LP-HOELTING, Mackenzi (0-2) T-1:56 A-121
HR SEMO - MESSEX, Sarah (2)
HR KSU - Sutter (9)

GAME 21

TULSA 6, SOUTHEAST MISSOURI 0

March 17, 2017 • Lawrence, Kan.

	1	2	3	4	5	6	7		R	H	E
Southeast Missouri	0	0	0	0	0	0	0	-	0	3	1
Tulsa	3	0	0	3	0	0	X	-	6	8	0

WP-WATSON,E (12-3) LP-THOGMARTIN, Haley (1-2) T-1:33 A-0

GAME 22

SOUTHEAST MISSOURI 10, UMKC 0

March 17, 2017 • Lawrence, Kan.

	1	2	3	4	5				R	H	E
UMKC	0	0	0	0	0	-	-	-	0	4	2
Southeast Missouri	0	6	2	2	X	-	-	-	10	13	0

WP-KRUMREY, Madeline (9-2) LP-Conner, L. (2-8) T-1:39 A-0
HR SEMO - TILLOTSON, Abby (2)

GAME 23

#12 LSU 7, SOUTHEAST MISSOURI 3

March 18, 2017 • Lawrence, Kan.

	1	2	3	4	5	6	7		R	H	E
Southeast Missouri	0	1	2	0	0	0	0	-	3	6	1
LSU	2	0	0	0	2	3	X	-	7	10	0

WP-Walljasper (9-1) LP-ESTES, Alexis (5-1) T-1:53 A-0
HR SEMO - ARELLANES, Mykaela (2), BANDY, Parker (2)
HR LSU - Jaquish (5), Walljasper (1), Satchell (1)

GAME 24

OMAHA 6, SOUTHEAST MISSOURI 5

March 18, 2017 • Lawrence, Kan.

	1	2	3	4	5	6	7		R	H	E
Omaha	0	0	0	1	0	3	2	-	6	9	0
Southeast Missouri	0	0	2	0	3	0	0	-	5	10	1

WP-Clanton (4-8) LP-HOELTING, Mackenzi (0-3) T-2:19 A-0

GAME 25

KANSAS 6, SOUTHEAST MISSOURI 5

March 19, 2017 • Lawrence, Kan.

	1	2	3	4	5	6	7		R	H	E
Southeast Missouri	0	2	0	0	2	0	1	-	5	9	2
Kansas	0	0	0	0	1	2	3	-	6	13	1

WP-Templin (1-0) LP-ESTES, Alexis (5-2) T-2:26 A-0
HR SEMO - HARRIS, Madison (1)
HR KU - Sykes (2)

GAME 26

TENNESSEE TECH 3, SOUTHEAST MISSOURI 2

March 25, 2017 • Cookeville, Tenn.

	1	2	3	4	5	6	7		R	H	E
Southeast Missouri	0	2	0	0	0	0	0	-	2	5	1
Tennessee Tech	3	0	0	0	0	0	X	-	3	4	1

WP-LIBERATORE, Daniel (3-6) LP-ESTES, Alexis (5-3) T-1:57 A-0
HR SEMO - TILLOTSON, Abby (3)
HR TTU - CRUSE, Bayli (3)

GAME 27

TENNESSEE TECH 3, SOUTHEAST MISSOURI 2

March 25, 2017 • Cookeville, Tenn.

	1	2	3	4	5	6	7		R	H	E
Southeast Missouri	2	0	0	0	0	0	0	-	2	12	0
Tennessee Tech	0	2	0	0	1	0	X	-	3	7	0

WP-THOMAS, Leigh Elle (4-8) Save-LIBERATORE, Daniel(1) LP-KRUMREY, Madeline (9- A-173 A-173 -1:35
HR TTU - BIVENS, Aalia (4)

2017 LINE SCORES

Southeast Missouri State REDHAWKS

GAME 28

JACKSONVILLE STATE 3, SOUTHEAST MISSOURI 0

March 26, 2017 • Jacksonville, Ala.

	1	2	3	4	5	6	7		R	H	E
Southeast Missouri	0	0	0	0	0	0	0	-	0	4	1
Jacksonville State	1	1	0	1	0	0	X	-	3	7	0
WP-GILLESPIE, W (11-3) LP-HOELTING, Mackenzi (0-4) T-1:28 A-897											
HR JSU - McGUIRE, J. (6)											

GAME 29

JACKSONVILLE STATE 9, SOUTHEAST MISSOURI 5

March 26, 2017 • Jacksonville, Ala.

	1	2	3	4	5	6	7		R	H	E
Southeast Missouri	0	1	0	0	1	0	3	-	5	6	0
Jacksonville State	3	1	0	0	5	0	X	-	9	12	1
WP-WEST, T. (8-4) LP-KRUMREY, Madeline (9-4) T-2:01 A-897											
HR SEMO - ANDERSON, Rachel (4), PRUETT, Darby (2)											
HR JSU - CHISOLM, A. (7)											

GAME 30

EASTERN ILLINOIS 7, SOUTHEAST MISSOURI 5

April 1, 2017 • Cape Girardeau, Mo.

	1	2	3	4	5	6	7		R	H	E
Eastern Illinois	0	1	0	3	1	0	2	-	7	10	2
Southeast Missouri	1	0	3	0	0	0	1	-	5	9	3
WP-WIREMAN (8-9) LP-KRUMREY, Madeline (9-5) T-2:15 A-425											
HR EIU - PAUL											

GAME 31

EASTERN ILLINOIS 4, SOUTHEAST MISSOURI 1

April 1, 2017 • Cape Girardeau, Mo.

	1	2	3	4	5	6	7		R	H	E
Eastern Illinois	1	0	2	0	0	0	1	-	4	8	0
Southeast Missouri	0	0	0	0	0	0	1	-	1	3	2
WP-WIREMAN (9-9) LP-ESTES, Alexis (5-4) T-1:38 A-350											

GAME 32

SOUTHEAST MISSOURI 3, AUSTIN PEAY 0

April 8, 2017 • Cape Girardeau, Mo.

	1	2	3	4	5	6	7		R	H	E
Austin Peay	0	0	0	0	0	0	0	-	0	2	0
Southeast Missouri	0	2	0	0	1	0	X	-	3	6	0
WP-KRUMREY, Madeline (10-5) LP-HOOPER, Sidney (0-2) T-1:38 A-385											
HR SEMO - ARELLANES, Mykaela (3), PRUETT, Darby (3)											

GAME 33

SOUTHEAST MISSOURI 4, AUSTIN PEAY 0

April 8, 2017 • Cape Girardeau, Mo.

	1	2	3	4	5	6	7		R	H	E
Austin Peay	0	0	0	0	0	0	0	-	0	0	1
Southeast Missouri	0	2	0	0	2	0	X	-	4	8	2
WP-HOELTING, Mackenzi (1-4) LP-HANNERS, Autumn (6-8) T-1:23 A-355											
HR SEMO - ELLIS, Ashley (2)											

GAME 34

MURRAY STATE 11, SOUTHEAST MISSOURI 6

April 9, 2017 • Cape Girardeau, Mo.

	1	2	3	4	5	6	7		R	H	E
Murray State	0	3	1	3	0	1	3	-	11	16	1
Southeast Missouri	0	1	0	0	3	0	2	-	6	13	3
WP-ROBINSON, Mason (19-6) Save-CAMPBELL, Haven(1) LP-KRUMREY, Madeline (10-6) A-220 A-220											
HR MUR - GLASS, Maggie (5)											

GAME 35

MURRAY STATE 6, SOUTHEAST MISSOURI 1

April 9, 2017 • Cape Girardeau, Mo.

	1	2	3	4	5	6	7		R	H	E
Murray State	0	0	0	0	1	2	3	-	6	13	1
Southeast Missouri	0	0	0	1	0	0	0	-	1	6	2
WP-VAN DUYSSE, Amber (1-0) LP-ESTES, Alexis (5-5) T-1:40 A-185											
HR MUR - GLASS, Maggie (6)											

GAME 36

SOUTHERN ILLINOIS 3, SOUTHEAST MISSOURI 1

April 12, 2017 • Cape Girardeau, Mo.

	1	2	3	4	5	6	7		R	H	E
Southern Illinois	0	0	0	0	2	1	0	-	3	10	1
Southeast Missouri	0	1	0	0	0	0	0	-	1	2	1
WP-Doyle,Nicol (6-6) Save-Jones,Brian(3) LP-ESTES, Alexis (5-6) T-1:46 A-235											

GAME 37

SIU EDWARDSVILLE 4, SOUTHEAST MISSOURI 0

April 14, 2017 • Edwardsville, Ill.

	1	2	3	4	5	6	7		R	H	E
Southeast Missouri	0	0	0	0	0	0	0	-	0	3	2
SIUE	0	0	0	2	2	0	X	-	4	4	0
WP-Haley Chambers-Book (20-5) LP-ESTES, Alexis (5-7) T-1:47 A-379											

GAME 38

SIU EDWARDSVILLE 5, SOUTHEAST MISSOURI 4

April 14, 2017 • Edwardsville, Ill.

	1	2	3	4	5	6	7	8	9	10		R	H	E
Southeast Missouri	0	0	0	0	1	1	2	0	0	0	-	4	9	3
SIUE	0	0	0	3	0	1	0	0	1	-	-	5	6	0
WP-Haley Chambers-Book (21-5) LP-HOELTING, Mackenzi (1-5) T-2:25 A-0														
HR SEMO - BARNOUSKI, Addison (3)														
HR SIUE - Sarah Lopesilvero (4)														

GAME 39

MISSOURI 14, SOUTHEAST MISSOURI 3

April 18, 2017 • Columbia, Mo.

	1	2	3	4	5		R	H	E
SEMO	2	0	0	0	1	- - -	3	4	2
Mizzou	2	0	2	6	4	- - -	14	13	0
WP-Baumgartner (5-5) LP-KRUMREY, Madeline (10-7) T-1:26 A-703									
HR MIZ - Pierce (7), Burnside (11), Mack (8)									

Southeast Missouri State REDHAWKS

2017 LINE SCORES

GAME 40

MISSOURI 9, SOUTHEAST MISSOURI 1

April 18, 2017 • Columbia, Mo.

	1	2	3	4	5	6		R	H	E
SEMO	0	0	1	0	0	0	-	1	5	0
Mizzou	3	0	2	3	0	1	-	9	17	0

WP-Baxter (13-5) LP-ESTES, Alexis (5-8) T-1:26 A-703

GAME 41

MOREHEAD STATE 6, SOUTHEAST MISSOURI 2

April 22, 2017 • Cape Girardeau, Mo.

	1	2	3	4	5	6	7		R	H	E
Morehead State	0	1	4	0	0	1	0	-	6	7	1
Southeast Missouri	0	0	0	0	0	2	0	-	2	9	1

WP-MCMANAWAY, CHELSEA (14-8) LP-KRUMREY, Madeline (10-8)

T-2:00 A-175

HR SEMO - ELLIS, Ashley (3)

GAME 42

SOUTHEAST MISSOURI 6, MOREHEAD STATE 5

April 22, 2017 • Cape Girardeau, Mo.

	1	2	3	4	5	6	7		R	H	E
Morehead State	0	0	0	5	0	0	0	-	5	13	2
Southeast Missouri	0	0	0	3	0	0	3	-	6	7	2

WP-HOELTING, Mackenzi (2-5) LP-RAGER, Allison (5-4) T-1:42 A-150

HR MOR - RAGER, Allison, Kylie Holton

HR SEMO - ANDERSON, Rachel (5)

GAME 43

SOUTHEAST MISSOURI 2, EASTERN KENTUCKY 1

April 23, 2017 • Cape Girardeau, Mo.

	1	2	3	4	5	6	7		R	H	E
Eastern Kentucky	1	0	0	0	0	0	0	-	1	8	2
Southeast Missouri	0	0	2	0	0	0	X	-	2	6	1

WP-KRUMREY, Madeline (11-8) LP-SALLBERG, Alex (7-12) T-1:48 A-135

GAME 44

EASTERN KENTUCKY 2, SOUTHEAST MISSOURI 0

April 23, 2017 • Cape Girardeau, Mo.

	1	2	3	4	5	6	7		R	H	E
Eastern Kentucky	0	0	1	0	1	0	0	-	2	7	1
Southeast Missouri	0	0	0	0	0	0	0	-	0	3	1

WP-PAULICK, Mollie (10-9) LP-ESTES, Alexis (5-9) T-1:26 A-150

GAME 45

SOUTHEAST MISSOURI 5, TENNESSEE STATE 3

April 29, 2017 • Nashville, Tenn.

	1	2	3	4	5	6	7	8	9		R	H	E
Southeast Missouri	0	0	0	1	2	0	0	0	2	-	5	9	0
Tennessee State	3	0	0	0	0	0	0	0	0	-	3	6	3

WP-KRUMREY, Madeline (12-8) LP-POWELL (5-15) T-3:09 A-111

HR SEMO - ELLIS, Ashley (4)

GAME 46

SOUTHEAST MISSOURI 4, TENNESSEE STATE 1

April 29, 2017 • Nashville, Tenn.

	1	2	3	4	5	6	7		R	H	E
Southeast Missouri	0	0	3	0	1	0	0	-	4	7	0
Tennessee State	0	0	0	0	0	1	0	-	1	7	2

WP-ESTES, Alexis (6-9) Save-HOELTING, Mackenzi(2) LP-WOODARD (4-12) T-1:54 A-137

HR SEMO - ANDERSON, Rachel (6)

GAME 47

SOUTHEAST MISSOURI 5, BELMONT 1

April 30, 2017 • Nashville, Tenn.

	1	2	3	4	5	6	7		R	H	E
SEMO	0	3	0	2	0	0	0	-	5	8	2
Belmont	0	0	0	0	1	0	X	-	1	4	0

WP-KRUMREY, Madeline (13-8) LP-LEE, Brooklin (15-9) T- A-158

HR SEMO - PRUETT, Darby (4)

GAME 48

BELMONT 6, SOUTHEAST MISSOURI 5

May 1, 2017 • Nashville, Tenn.

	1	2	3	4	5	6	7		R	H	E
SEMO	2	0	2	0	1	0	0	-	5	5	1
Belmont	1	2	0	1	2	0	X	-	6	9	2

WP-ROUSE, Lexi (8-8) LP-HOELTING, Mackenzi (2-6) T-1:45 A-195

HR SEMO - ANDERSON, Rachel (7)

HR BEL - DELONEY, Chelsey (13), SPICER, Jordan (4)

GAME 49

SOUTHEAST MISSOURI 7, UT MARTIN 0

May 6, 2017 • Martin, Tenn.

	1	2	3	4	5	6	7		R	H	E
Southeast Missouri	3	4	0	0	0	0	0	-	7	11	0
UT Martin	0	0	0	0	0	0	0	-	0	6	1

WP-KRUMREY, Madeline (14-8) LP-Samantha Scott (4-5) T-1:51 A-231

HR SEMO - PRUETT, Darby (5)

GAME 50

UT MARTIN 8, SOUTHEAST MISSOURI 2

May 6, 2017 • Martin, Tenn.

	1	2	3	4	5	6	7		R	H	E
Southeast Missouri	2	0	0	0	0	0	0	-	2	5	0
UT Martin	0	0	0	3	5	0	X	-	8	7	0

WP-Brooke Kennedy (20-5) LP-ESTES, Alexis (6-10) T-1:52 A-231

HR UTM - Carly Gonzales (1), Gracyn McBride (6), Jodie Duncan (6)



 **YOUR
REDHAWKS**

OPPONENTS

Southeast Missouri State REDHAWKS

2018 OPPONENTS

South Dakota State Jackrabbits

February 9 at Cedar Falls, Iowa

Location.....Brookings, S.D.
Founded.....1881
Enrollment.....12,613
Colors.....Yellow & Blue
Head Coach.....Krista Wood
School Record (Years).....65-98 (3)
Career Record (Years).....335-252 (11)
2017 Overall Record.....19-35
2017 Summit League Record (Finish).....6-12 (6th)
Home Field.....Jackrabbit Softball Stadium
Phone.....(605) 688-5625
Softball Contact.....Andrew Sogn
Phone.....(605) 688-4822
Email.....andrew.sogn@sdstate.edu
Website.....GoJacks.com

Drake Bulldogs

February 11 at Cedar Falls, Iowa

Location.....Des Moines, Iowa
Founded.....1881
Enrollment.....5,015
Colors.....Blue & White
Head Coach.....Rich Calvert
School Record (Years).....413-387 (15)
Career Record (Years).....413-387 (15)
2017 Overall Record.....28-27
2017 MVC Record (Finish).....11-15
Home Field.....Ron Buel Field
Phone.....(515) 271-2889
Softball Contact.....John Meyer
Phone.....(515) 271-3740
Email.....john.meyer@drake.edu
Website.....GoDrakeBulldogs.com

IUPUI Jaguars

February 24 at Chattanooga, Tenn.

Location.....Indianapolis, Ind.
Founded.....1969
Enrollment.....29,804
Colors.....Red, Gold & Black
Head Coach.....Elisabeth Beirne
School Record (Years).....First Season
Career Record (Years).....First Season
2017 Overall Record.....23-31
2017 Summit League Record (Finish).....11-6 (1st)
Home Field.....The Jungle
Phone.....(317) 278-5247
Softball Contact.....Taylor Alward
Phone.....(317) 278-3619
Email.....taalward@iupui.edu
Website.....IUPUIJags.com

Northern Iowa Panthers

February 9 at Cedar Falls, Iowa
February 10 at Cedar Falls, Iowa

Location.....Cedar Falls, Iowa
Founded.....1876
Enrollment.....12,043
Colors.....Purple & Old Gold
Head Coach.....Ryan Jacobs
School Record (Years).....300-228 (10)
Career Record (Years).....300-228 (10)
2017 Overall Record.....33-19
2017 MVC Record (Finish).....20-6 (1st)
Home Field.....Robinson-Dresser Sports Complex
Phone.....(319) 273-2520
Softball Contact.....Colin McDonough
Phone.....(319) 273-5456
Email.....colin.mcdonough@uni.edu
Website.....UNIPanthers.com

Evansville Purple Aces

February 23 at Chattanooga, Tenn.

Location.....Evansville, Ind.
Founded.....1854
Enrollment.....2,822
Colors.....Purple, White & Orange
Head Coach.....Mat Mundell
School Record (Years).....54-104 (3)
Career Record (Years).....171-262 (9)
2017 Overall Record.....20-33
2017 MVC Record (Finish).....11-15 (7th)
Home Field.....Cooper Stadium
Phone.....(812) 488-2237
Softball Contact.....Bob Pristash
Phone.....(812) 488-2285
Email.....rp113@evansville.edu
Website.....GoPurpleAces.com

Chattanooga Mocs

February 24 at Chattanooga, Tenn.

Location.....Chattanooga, Tenn.
Founded.....1886
Enrollment.....11,588
Colors.....Navy, Old Gold & Silver
Head Coach.....Frank Reed
School Record.....578-381
Career Record.....1,054-468
2017 Overall Record.....15-38
2017 SoCon Record (Finish).....4-14 (7th)
Home Field.....Frost Stadium
Phone.....(423) 425-2163
Softball Contact.....Corey Belonzi
Phone.....(423) 425-2116
Email.....corey-belonzi@utc.edu
Website.....GoMocs.com

UMKC Kangaroos

February 10 at Cedar Falls, Iowa

Location.....Kansas City, Mo.
Founded.....1933
Enrollment.....16,944
Colors.....Blue & Gold
Head Coach.....Meredith Smith Neal
School Record (Years).....223-338 (11)
Career Record (Years).....223-338 (11)
2017 Overall Record.....17-38
2017 WAC Record (Finish).....5-10 (5th)
Home Field.....Urban Youth Academy
Phone.....(816) 235-1036
Softball Contact.....Tyler Wall
Phone.....(573) 268-5162
Email.....tlw4g5@mail.umkc.edu
Website.....UMKCKangaroos.com

Alabama State Hornets

February 23 at Chattanooga, Tenn.

Location.....Montgomery, Ala.
Founded.....1867
Enrollment.....5,627
Colors.....Old Gold & Black
Head Coach.....Chris Steiner-Wilcoxson
School Record.....71-95
Career Record (Years).....389-272-2
2017 Overall Record.....22-35
2017 SWAC Record.....10-8
Home Field.....Barbara Williams Softball Complex
Phone.....(334) 229-5211
Softball Contact.....TBA
Phone.....(334) 229-5211
Email.....TBA
Website.....BamaStateSports.com

Western Michigan Broncos

February 25 at Chattanooga, Tenn.

Location.....Kalamazoo, Mich.
Founded.....1903
Enrollment.....23,914
Colors.....Brown & Gold
Head Coach.....Kathy Leitke
School Record (Years).....389-442-2 (17)
Career Record (Years).....701-609-2 (26)
2017 Overall Record.....25-29
2017 MAC Record (Finish).....11-13 (4th/West)
Home Field.....Ebert Field
Phone.....(269) 387-3120
Softball Contact.....Kristin Keirns
Phone.....(269) 387-4123
Email.....kristin.keirns@wmich.edu
Website.....WMUBroncos.com

Southeast Missouri State REDHAWKS

2018 OPPONENTS

Western Illinois Leathernecks

February 25 at Chattanooga, Tenn.

Location.....Macomb, Ill.
Founded.....1899
Enrollment.....10,383
Colors.....Purple & Gold
Head Coach.....Beth Golitko
School Record (Years).....38-64 (2)
Career Record (Years).....38-64 (2)
2017 Overall Record.....22-32
2017 Summit League Record (Finish).....11-7 (3rd)
Home Field.....Mary Ellen McKee Stadium
Phone.....(309) 298-1133
Softball Contact.....Aury St. Germain
Phone.....(309) 298-1133
Email.....ae-stgermain@wiu.edu
Website.....GoLeathernecks.com

Indiana State Sycamores

March 13 at Cape Girardeau, Mo.

Location.....Terre Haute, Ind.
Founded.....1865
Enrollment.....13,711
Colors.....Royal Blue & White
Head Coach.....Mike "Pooch" Perniciaro
School Record (Years).....First Season
Career Record (Years).....203-207 (7)
2017 Overall Record.....24-29
2017 MVC Record (Finish).....8-18 (9th)
Home Field.....Price Field
Phone.....(812) 237-4161
Softball Contact.....Patrick Walsh
Phone.....(812) 237-4161
Email.....patrick.walsh@indstate.edu
Website.....GoSycamores.com

Eastern Michigan Eagles

March 17 at Memphis, Tenn.

Location.....Ypsilanti, Mich.
Founded.....1849
Enrollment.....21,105
Colors.....Green & White
Head Coach.....Melissa Gentile
School Record (Years).....67-135 (4)
Career Record (Years).....89-172 (5)
2017 Overall Record.....17-34
2017 MAC Record (Finish).....3-20 (11th)
Home Field.....Varsity Field
Phone.....(734) 487-0317
Softball Contact.....Ali Holmquist
Phone.....(734) 487-0317
Email.....aholmqui@emich.edu
Website.....EMUEagles.com

Ohio University Bobcats

March 3-4 at Lexington, Ky.

Location.....Athens, Ohio
Founded.....1804
Enrollment.....40,025
Colors.....Hunter Green & White
Head Coach.....Jodi Hermanek
School Record (Years).....198-182 (9)
Career Record (Years).....198-182 (9)
2017 Overall Record.....42-18
2017 MAC Record (Finish).....17-7 (1st/East)
Home Field.....Ohio Softball Field
Phone.....(740) 593-1173
Softball Contact.....Sara Legarsky
Phone.....(740) 597-1837
Email.....legarsky@ohio.edu
Website.....OhioBobcats.com

Tennessee Tech Golden Eagles

March 16 at Memphis, Tenn.
March 24 at Cape Girardeau, Mo.

Location.....Cookeville, Tenn.
Founded.....1915
Enrollment.....10,504
Colors.....Purple & Gold
Head Coach.....Bonnie Bynum Graham
School Record (Years).....119-153 (5)
Career Record (Years).....119-153 (5)
2017 Overall Record.....16-30
2017 OVC Record (Finish).....8-8 (7th)
Home Field.....Tech Softball Field
Phone.....(931) 372-6552
Softball Contact.....Thomas Corhern
Phone.....(931) 372-6139
Email.....tcorhern@tnitech.edu
Website.....TTUSports.com

South Dakota Coyotes

March 18 at Memphis, Tenn.

Location.....Vermillion, S.D.
Founded.....1862
Enrollment.....10,038
Colors.....Red & White
Head Coach.....Robert Wagner
School Record (Years).....22-32 (1)
Career Record (Years).....129-104 (4)
2017 Overall Record.....22-32
2017 Summit League Record (Finish).....10-8
Home Field.....Nygaard Field
Phone.....(605) 658-5544
Softball Contact.....Bryan Boettcher
Phone.....(605) 658-5544
Email.....bryan.boettcher@usd.edu
Website.....GoYotes.com

Creighton Bluejays

March 9-10 at Omaha, Neb.

Location.....Omaha, Neb.
Founded.....1878
Enrollment.....8,654
Colors.....Blue & White
Head Coach.....Brent Vigness
School Record (Years).....729-545-3 (24)
Career Record (Years).....729-545-3 (24)
2017 Overall Record.....18-32
2017 BIG EAST Record (Finish).....8-13
Home Field.....CU Sports Complex
Phone.....(402) 280-5801
Softball Contact.....Anthony Robinson
Phone.....(402) 280-5801
Email.....anthonyrobinson@creighton.edu
Website.....GoCreighton.com

Memphis Tigers

March 16 at Memphis, Tenn.

Location.....Memphis, Tenn.
Founded.....1912
Enrollment.....20,585
Colors.....Blue & Gray
Head Coach.....Natalie Poole
School Record (Years).....141-198 (6)
Career Record (Years).....453-497 (16)
2017 Overall Record.....29-27
2017 CAA Record (Finish).....7-11 (5th)
Home Field.....Tigers Softball Complex
Phone.....(901) 678-5461
Softball Contact.....Jen Hannah
Phone.....(901) 678-2397
Email.....j.lawson@memphis.edu
Website.....GoTigersGo.com

Missouri Tigers

March 21 at Cape Girardeau, Mo.

Location.....Columbia, Mo.
Founded.....1839
Enrollment.....32,777
Colors.....Old Gold & Black
Interim Head Coach.....Gina Fogue
School Record (Years).....First Season
Career Record (Years).....First Season
2017 Overall Record.....29-28
2017 SEC Record (Finish).....7-16 (11th)
Home Field.....Mizzou Softball Stadium
Phone.....(573) 882-6501
Softball Contact.....Andy Oldenburg
Phone.....(573) 882-1645
Email.....oldenburga@missouri.edu
Website.....MUTigers.com

Southeast Missouri State REDHAWKS

2018 OPPONENTS

Jacksonville State Gamecocks

March 25 at Cape Girardeau, Mo.

Location..... Jacksonville, Ala.
Founded..... 1883
Enrollment..... 8,514
Colors..... Red & White
Head Coach..... Jana McGinnis
School Record (Years)..... 848-457 (24)
Career Record (Years)..... 848-457 (24)
2017 Overall Record..... 41-12
2017 OVC Record (Finish)..... 15-1 (1st)
Home Field..... University Field
Phone..... (256) 782-5915
Softball Contact..... Josh Underwood
Phone..... (256) 782-5915
Email..... underwood@jsu.edu
Website..... JSUGamecockSports.com

Austin Peay Governors

April 7 at Clarksville, Tenn.

Location..... Clarksville, Tenn.
Founded..... 1927
Enrollment..... 10,344
Colors..... Red & White
Head Coach..... Shane Showalter
School Record (Years)..... 26-69
Career Record (Years)..... 282-427-1
2017 Overall Record..... 17-31
2017 OVC Record (Finish)..... 5-15 (11th)
Home Field..... Cheryl Holt Field
Phone..... (931) 221-6563
Softball Contact..... Chris Austin
Phone..... (931) 221-6563
Email..... chris.austinapsu@gmail.com
Website..... LetsGoPeay.com

UT Martin Skyhawks

April 17 at Cape Girardeau, Mo.

Location..... Martin, Tenn.
Founded..... 1900, Senior College 1951
Enrollment..... 6,705
Colors..... Navy Blue & Orange
Head Coach..... Donley Canary
School Record (Years)..... 527-388-2 (16)
Career Record (Years)..... 527-388-2 (16)
2017 Overall Record..... 39-20
2017 OVC Record (Finish)..... 13-5 (2nd)
Home Field..... Betty Giles Field
Phone..... (731) 881-7694
Baseball Contact..... Alex Boggis
Phone..... (731) 881-7694
Email..... daboggis@utm.edu
Website..... UTMSports.com

Eastern Illinois Panthers

March 30 at Charleston, Ill.

Location..... Charleston, Ill.
Founded..... 1899
Enrollment..... 8,520
Colors..... Blue, Gray & White
Head Coach..... Kim Schuette
School Record (Years)..... 260-212-1 (9)
Career Record (Years)..... 369-321-2 (12)
2017 Overall Record..... 28-21
2017 OVC Record (Finish)..... 10-5/4th
Home Field..... Glenn & Joan Williams Field
Phone..... (217) 512-9545
Softball Contact..... Kayla Peterson
Phone..... (217) 581-6408
Email..... kjpeterson@eiu.edu
Website..... EIUPanthers.com

Murray State Racers

April 8 at Murray, Ky.

Location..... Murray, Ky.
Founded..... 1922
Enrollment..... 10,017
Colors..... Navy & Gold
Head Coach..... Kara Amundson
School Record (Years)..... 154-121 (5)
Career Record (Years)..... 154-121 (5)
2017 Overall Record..... 36-20
2017 OVC Record (Finish)..... 11-7 (5th)
Home Field..... Racer Field
Phone..... (270) 809-3351
Softball Contact..... Parker Griffith
Phone..... (270) 809-3351
Email..... pgriffith2@murraystate.edu
Website..... GoRacers.com

Morehead State Eagles

April 21 at Morehead, Ky.

Location..... Morehead, Ky.
Founded..... 1887
Enrollment..... 10,951
Colors..... Blue & Gold
Head Coach..... David Williams
School Record (Years)..... 129-165-1 (6)
Career Record (Years)..... 308-300-1 (12)
2017 Overall Record..... 26-22
2017 OVC Record (Finish)..... 6-12 (10th)
Home Field..... University Field
Phone..... (606) 783-2556
Softball Contact..... Matt Schabert
Phone..... (606) 783-2556
Email..... m.schabert@moreheadstate.edu
Website..... MSUEagles.com

Southern Illinois Salukis

April 4 at Carbondale, Ill.

Location..... Carbondale, Ill.
Founded..... 1869
Enrollment..... 14,554
Colors..... Maroon & White
Head Coach..... Kerri Blaylock
School Record (Years)..... 628-346 (18)
Career Record (Years)..... 628-346 (18)
2017 Overall Record..... 33-24
2017 MVC Record (Finish)..... 17-8 (3rd)
Home Field..... Charlotte West Stadium
Phone..... (618) 453-5465
Softball Contact..... Tony McDaniel
Phone..... (618) 453-5465
Email..... tonymcdaniel73@siu.edu
Website..... SIUSalukis.com

SIU Edwardsville Cougars

April 14 at Cape Girardeau, Mo.

Location..... Edwardsville, Ill.
Founded..... 1957
Enrollment..... 13,972
Colors..... Red & White
Head Coach..... Sandy Montgomery
School Record..... 1,023-518-2
Career Record..... 1,023-518-2
2017 Overall Record..... 41-13
2017 OVC Record (Finish)..... 13-5 (3rd)
Home Field..... Cougar Field
Phone..... (618) 650-3608
Softball Contact..... Eric Hess
Phone..... (618) 650-3608
Email..... ehess@siue.edu
Website..... SIUECougars.com

Eastern Kentucky Colonels

April 22 at Richmond, Ky.

Location..... Richmond, Ky.
Founded..... 1906
Enrollment..... 16,959
Colors..... Maroon & White
Head Coach..... Jane Worthington
School Record (Years)..... 690-645 (25)
Career Record (Years)..... 690-645 (25)
2017 Overall Record..... 27-31
2017 OVC Record (Finish)..... 11-9 (6th)
Home Field..... Gertrude Hood Field
Phone..... (859) 622-2120
Softball Contact..... Morgan Romans
Phone..... (859) 622-6170
Email..... morgan.romans@eku.edu
Website..... EKUSports.com

Southeast Missouri State REDHAWKS

2018 OPPONENTS

Saint Louis Billikens

April 25 at St. Louis, Mo.

Location.....St. Louis, Mo.
Founded.....1818
Enrollment.....13,505
Colors.....Royal Blue & White
Head Coach.....Christy Connoyer
School Record (Years).....196-170
Career Record (Years).....227-200
2017 Overall Record.....25-25
2017 Atlantic 10 Record (Finish).....12-10 (5th)
Home Field.....Billiken Sports Center
Phone.....(314) 977-3178
Softball Contact.....Mickey Smith
Phone.....(314) 977-3463
Email.....mickey.smith@slu.edu
Website.....SLUBillikens.com

Tennessee State Tigers

April 28 at Cape Girardeau, Mo.

Location.....Nashville, Tenn.
Founded.....1912
Enrollment.....9,165
Colors.....Royal (Reflex) Blue & White
Head Coach.....Amanda Browning
School Record (Years).....First Season
Career Record (Years).....First Season
2017 Overall Record.....12-37
2017 OVC Record (Finish).....2-19 (12th)
Home Field.....Tiger Field
Phone.....(615) 963-5674
Softball Contact.....Jose' Garcia
Phone.....(615) 963-5674
Email.....jgarcia1@tnstate.edu
Website.....TSUTigers.com

Belmont Bruins

April 29 at Cape Girardeau, Mo.

Location.....Nashville, Tenn.
Founded.....1890
Enrollment.....7,771
Colors.....Navy Blue, Red & White
Head Coach.....Brian Levin
School Record (Years).....35-22 (1)
Career Record.....249-83
2017 Overall Record.....35-22
2017 OVC Record (Finish).....10-12 (8th)
Home Field.....E.S. Rose Park
Phone.....(615) 460-6420
Softball Contact.....Kenisha Rhone
Phone.....(615) 460-5990
Email.....kenisha.rhone@belmont.edu
Website.....BelmontBruins.com

Akron (2-0)
Away: 1-0 Neutral: 1-0
4/18/86 W 2-1
3/11/01 W 6-0 #

Alabama A&M (3-0)
Home: 1-0 Neutral: 2-0
2/23/07 W 8-0 *
2/24/08 W 15-0 #
3/11/17 W 7-2 #

Alabama State (1-2)
Neutral: 1-2
2/13/15 L 5-8 #
2/14/15 L 7-12 #
3/12/17 W 8-1 #

Alcorn State (4-0)
Away: 4-0 Neutral: 3-0
2/24/06 W 5-0 #
2/19/17 W 3-2 #
2/25/17 W 8-0
2/25/17 W 7-5

American International (1-0)
Neutral: 1-0
3/14/91 W 7-0 #

Appalachian State (0-1)
Neutral: 0-1
2/20/10 L 2-10 #

Arkansas-Pine Bluff (1-0)
Neutral: 1-0
2/22/08 W 11-2 #

Arkansas (1-5)
Home: 0-2 Away: 1-2
Neutral: 0-1
3/13/10 L 2-4
3/1/15 L 2-5 #
4/29/15 L 5-13
4/29/15 W 4-3 (8)
4/6/16 L 4-7 *
4/6/16 L 3-4 *

Arkansas State (5-0)
Away: 5-0
4/14/84 W 9-1
4/20/85 W 5-0
3/8/86 W 11-0
4/19/86 W 4-1

Army (2-2)
Away: 2-2
3/11/87 W 1-0
3/12/87 W 7-0
3/10/88 L 1-2
3/9/89 L 0-3

Ashland (2-0)
Away: 2-0
3/9/87 W 4-0
3/10/88 W 2-0

Austin Peay (69-21)
Home: 34-10 Away: 29-11
Neutral: 6-0
3/3/89 L 1-4
3/3/89 W 4-1
3/22/90 W 8-0 *
3/22/90 L 1-9 *
3/8/91 W 7-0
3/8/91 W 9-1
5/25/92 W 11-4 #
4/28/92 W 3-0 *
4/28/92 W 7-0 *
3/19/93 L 1-2
3/19/93 L 2-3
3/31/93 W 2-1 *
3/31/93 W 10-6 *

3/30/94 W 5-0 *
3/30/94 W 6-2 *
4/14/94 W 3-2 (10)
4/14/94 W 6-2
4/22/94 W 3-0 #
3/14/95 W 4-1 *
3/14/95 W 3-0 *
4/4/95 W 8-4
4/4/95 W 9-1
4/2/96 W 3-0 *
4/2/96 W 5-2 *
4/18/96 W 9-0
4/18/96 W 13-0
4/19/97 W 7-1
4/19/97 W 3-1
5/3/97 W 2-1 #
4/1/98 W 9-1
4/1/98 W 6-5
4/21/98 W 2-1 *
4/21/98 W 9-1 *
5/2/98 W 8-2 *
3/30/99 W 4-0
3/30/99 W 3-0

3/28/00 W 4-3
4/22/00 W 8-0 *
3/28/01 W 8-0 *
3/28/01 W 11-4 *
5/1/01 L 0-1
4/6/02 W 3-2 *
4/6/02 W 4-1 *
4/7/02 L 5-6 *
5/3/02 W 5-3 #
4/5/03 W 5-0
4/5/03 L 1-2
5/8/03 W 5-4 #
4/7/04 L 2-5 *
4/7/04 W 8-0 *
5/7/05 W 5-1 *
5/7/05 W 4-0 *
5/8/05 L 2-4 *
3/18/06 W 4-1 (9)
3/18/06 W 4-2
3/19/06 W 5-2
4/14/07 L 0-9 *
4/15/07 L 6-7 *
4/15/07 W 9-1 *
3/20/08 W 12-0
3/20/08 W 9-4
3/29/08 L 4-5
4/18/09 W 4-1 *
4/18/09 W 6-5 (9) *

4/19/09 W 7-5 *
4/2/10 L 3-4 (8)
4/2/10 W 12-5
4/3/10 L 2-11
2/26/11 W 6-3 #
4/2/11 W 8-5 *
4/2/11 W 9-1 *
4/3/11 L 1-2 *
4/14/12 W 5-4 (8)
4/14/12 W 7-3
4/15/12 W 6-2
4/28/13 L 0-6

4/28/13 L 5-6
4/29/13 L 1-4
3/29/14 L 1-4 *
3/29/14 W 13-4 *
3/30/14 L 2-6 *
5/2/15 W 8-1
5/2/15 W 6-5
5/3/15 W 11-10
4/29/16 L 3-7 *
4/29/16 W 15-6 *
4/30/16 W 7-4 *
4/8/17 W 3-0 *
4/8/17 W 4-0 *

3/9/04 W 6-1
3/23/05 W 7-5 *
3/23/05 L 4-5 *
3/9/07 W 9-0 *
3/10/07 L 0-4 *
3/13/08 W 10-8
3/13/08 L 0-1
3/17/11 L 0-3
3/17/11 L 5-6
5/2/12 W 14-13 *
5/2/12 W 5-3 *
3/23/13 W 3-1
3/23/13 L 11-12
4/5/14 L 0-6 *
4/5/14 L 5-14 *

4/4/15 W 4-2
4/4/15 W 4-3
3/30/84 W 3-0
3/31/84 W 9-0
3/28/93 L 1-2 #
2/23/14 L 2-11 #
2/26/16 L 3-6 #

Ball State (2-3)
Away: 2-0 Neutral: 0-3
3/30/84 W 3-0
3/31/84 W 9-0
3/28/93 L 1-2 #
2/23/14 L 2-11 #
2/26/16 L 3-6 #

Barry (1-0)
Neutral: 1-0
5/13/89 W 2-1 #

Belleville JC (2-0)
Away: 2-0
1982 W 11-3
1982 W 19-5

Belmont (12-12)
Home: 5-5 Away: 6-6
Neutral: 1-1
3/5/04 W 4-2 #
3/7/04 L 3-6 #
3/9/04 L 1-4

Benedictine (1-0)
1981 W 9-1

Bethune-Cookman (1-1)
Neutral: 1-1
3/7/08 W 4-0 #
3/9/08 L 2-5 #

Birmingham Southern (0-1)
Neutral: 1-1
3/16/02 L 1-7 #

3/28/00 W 4-3
4/22/00 W 8-0 *
3/28/01 W 8-0 *
3/28/01 W 11-4 *
5/1/01 L 0-1
4/6/02 W 3-2 *
4/6/02 W 4-1 *
4/7/02 L 5-6 *
5/3/02 W 5-3 #
4/5/03 W 5-0
4/5/03 L 1-2
5/8/03 W 5-4 #
4/7/04 L 2-5 *
4/7/04 W 8-0 *
5/7/05 W 5-1 *
5/7/05 W 4-0 *
5/8/05 L 2-4 *
3/18/06 W 4-1 (9)
3/18/06 W 4-2
3/19/06 W 5-2
4/14/07 L 0-9 *
4/15/07 L 6-7 *
4/15/07 W 9-1 *
3/20/08 W 12-0
3/20/08 W 9-4
3/29/08 L 4-5
4/18/09 W 4-1 *
4/18/09 W 6-5 (9) *

4/19/09 W 7-5 *
4/2/10 L 3-4 (8)
4/2/10 W 12-5
4/3/10 L 2-11
2/26/11 W 6-3 #
4/2/11 W 8-5 *
4/2/11 W 9-1 *
4/3/11 L 1-2 *
4/14/12 W 5-4 (8)
4/14/12 W 7-3
4/15/12 W 6-2
4/28/13 L 0-6

4/28/13 L 5-6
4/29/13 L 1-4
3/29/14 L 1-4 *
3/29/14 W 13-4 *
3/30/14 L 2-6 *
5/2/15 W 8-1
5/2/15 W 6-5
5/3/15 W 11-10
4/29/16 L 3-7 *
4/29/16 W 15-6 *
4/30/16 W 7-4 *
4/8/17 W 3-0 *
4/8/17 W 4-0 *

3/9/04 W 6-1
3/23/05 W 7-5 *
3/23/05 L 4-5 *
3/9/07 W 9-0 *
3/10/07 L 0-4 *
3/13/08 W 10-8
3/13/08 L 0-1
3/17/11 L 0-3
3/17/11 L 5-6
5/2/12 W 14-13 *
5/2/12 W 5-3 *
3/23/13 W 3-1
3/23/13 L 11-12
4/5/14 L 0-6 *
4/5/14 L 5-14 *

4/4/15 W 4-2
4/4/15 W 4-3
3/30/84 W 3-0
3/31/84 W 9-0
3/28/93 L 1-2 #
2/23/14 L 2-11 #
2/26/16 L 3-6 #

Barry (1-0)
Neutral: 1-0
5/13/89 W 2-1 #

Belleville JC (2-0)
Away: 2-0
1982 W 11-3
1982 W 19-5

Belmont (12-12)
Home: 5-5 Away: 6-6
Neutral: 1-1
3/5/04 W 4-2 #
3/7/04 L 3-6 #
3/9/04 L 1-4

Benedictine (1-0)
1981 W 9-1

Bethune-Cookman (1-1)
Neutral: 1-1
3/7/08 W 4-0 #
3/9/08 L 2-5 #

Birmingham Southern (0-1)
Neutral: 1-1
3/16/02 L 1-7 #

Southeast Missouri State REDHAWKS

SERIES RESULTS

Bloomsburg (0-3) Away: 0-3	Central Arkansas (2-2) Neutral: 2-2	Charleston Southern (1-0) Neutral: 1-0	Culver-Stockton (0-1) Away: 0-1	2001 W 3-0	4/23/94 W 9-2 # +
3/6/88 L 1-2	2/25/07 W 11-1 #	3/7/92 W 5-3 #	1982 L 7-8	2001 W 7-3 *	4/9/95 W 4-3
3/7/88 L 3-6	2/15/08 W 5-3 #			2001 L 0-1 # +	4/9/95 W 5-2
3/10/90 L 1-5	2/13/09 L 0-8 #	Charlotte (0-1) Neutral: 0-1		4/9/02 L 0-6 *	4/28/95 W 3-2 +
	2/14/16 L 4-5 #	4/16/94 L 1-2 #		3/9/02 L 4-5 *	4/29/95 L 0-2 +
Boston College (0-1) Neutral: 0-1	Central Iowa (1-0) Away: 1-0	Chattanooga (0-1) Neutral: 0-1	DePaul (0-4) Home: 0-2 Away: 0-2	4/18/02 W 4-0	4/12/96 W 3-0 *
3/13/92 L 4-8 #	1982 W 4-2	4/20/96 L 1-3 #	5/8/97 L 1-9 !	4/9/03 W 7-6	4/12/96 W 3-1 *
			5/8/97 L 3-5 !	4/9/03 L 0-1	4/28/96 W 6-0
Bowling Green (0-2) Neutral: 0-2	Central Methodist (1-0) Away: 1-0	Cleveland State (1-1) Neutral: 1-1	5/7/98 L 5-7 * !	4/23/03 W 6-5 *	4/28/96 L 2-4
3/7/13 L 1-4 #	1982 W 3-0	3/18/04 L 0-3 #	5/7/98 L 2-6 * !	5/9/03 W 4-2 # +	3/30/97 W 15-2
3/9/13 L 1-4 #		3/13/05 W 4-1 #		4/1/04 W 3-2 *	4/13/97 W 9-1 *
Bradley (4-3) Home: 2-1 Neutral: 2-2	Central Michigan (1-2) Away: 1-2	Colgate (2-1) Neutral: 2-1	Detroit (3-1) Away: 0-1 Neutral: 3-0	4/1/04 L 1-4 *	4/13/97 W 2-0 *
4/12/80 W 5-2 #	1981 W 1-0	3/15/98 W 3-1 #	3/10/89 L 0-2	5/5/04 W 2-1	4/18/99 W 4-3 *
4/9/82 L 3-4 #	1982 L 0-6	3/19/04 L 1-4 #	3/6/94 W 7-2 #	4/20/05 L 6-7	4/18/99 W 4-3 *
3/27/92 L 1-2 (8) #	1982 L 0-8	3/13/05 W 4-3 #	3/8/95 W 3-0 #	4/20/05 L 1-4	4/8/00 L 1-7 *
2/28/98 W 9-1 #			2/22/13 W 10-7 #	5/6/05 W 3-1 *	4/8/00 L 0-2 *
3/5/00 W 5-2 *	Central Missouri (13-8) Home: 1-1 Away: 4-0	College of Charleston (1-1) Away: 1-1	Drake (0-1) Home: 0-1	4/18/06 W 10-5 *	4/9/00 W 9-3 *
3/14/04 W 8-6 (8) *	Neutral: 8-7	3/19/02 L 1-3	3/25/08 W 7-6 *	4/18/06 W 11-1 *	4/21/01 W 2-1
3/10/07 L 2-3 *	5/8/81 L 3-4 #	3/19/02 W 6-2	4/23/08 L 3-4	5/3/06 L 1-7	4/21/01 W 6-4
Buffalo (1-0) Neutral: 1-0	4/23/82 W 4-2		4/23/09 W 11-3	4/11/07 L 2-3	4/22/01 L 1-2
2/19/17 W 7-6 #	4/24/82 W 3-0	Colorado State (0-1) Neutral: 0-1	4/23/09 W 6-2	4/11/07 L 7-11	5/4/01 L 0-2 # +
	4/29/83 L 2-5 #	3/18/04 L 1-7 #	4/29/09 W 6-3 *	5/2/07 W 5-2 *	3/23/02 L 2-3 *
California (0-2) Neutral: 0-2	4/7/84 W 1-0 *	Columbia (0-1) Neutral: 0-1	3/31/10 L 2-10 *	3/25/08 W 7-2 *	3/23/02 L 1-2 *
3/14/97 L 0-1 #	4/12/85 W 6-0 #	3/14/05 L 4-5 #	3/31/10 L 0-3 *	3/25/08 W 7-6 *	3/24/02 L 1-7 *
3/23/01 L 4-5 #	4/27/85 W 2-0 #		4/14/10 L 0-2	4/23/08 L 3-4	5/3/02 L 0-7 +
California (Pa.) (0-1) Neutral: 0-1	4/11/86 W 5-4	Cornell (0-1) Neutral: 0-1	4/13/11 L 0-4	4/23/09 W 11-3	5/3/03 W 4-0
3/16/91 L 2-4 #	4/26/86 W 2-0 #	3/20/04 L 1-4 #	4/13/11 L 0-2	4/23/09 W 6-2	5/3/03 L 1-4
	4/12/87 W 9-6 #		4/19/11 W 8-4 *	4/29/09 W 6-3 *	5/4/03 L 0-3
Campbell (1-0) Neutral: 1-0	4/24/87 L 3-5 #	Creighton (2-5) Home: 0-1 Neutral: 2-4	5/12/11 W 4-0 +	3/31/10 L 2-10 *	5/9/03 L 2-7 +
3/10/94 W 2-1 #	5/8/87 W 4-2	3/5/95 L 3-4 #	5/14/11 W 9-1 +	4/14/10 L 0-2	5/2/04 L 0-3 *
	3/26/88 L 2-6 #	3/10/95 L 1-7 #	4/4/12 L 2-3 *	4/13/11 L 0-4	5/2/04 L 1-3 *
Centenary (1-1) Neutral: 1-1	4/9/88 W 3-0 #	3/15/96 W 7-4 #	4/13/11 L 0-2	4/13/11 L 0-4	4/9/05 W 3-1 *
2/14/09 W 5-4 #	3/25/89 L 0-4 #	3/13/97 W 5-4 (8) #	4/19/11 W 8-4 *	4/13/11 L 0-2	4/9/05 W 8-0 *
2/15/09 L 2-10 #	4/15/89 L 3-5 (11) *	3/15/97 L 2-5 #	5/12/11 W 4-0 +	4/19/11 W 8-4 *	4/10/05 W 3-2 *
	4/27/91 L 2-7 #	3/16/97 L 0-1 #	5/14/11 W 9-1 +	4/13/11 L 0-2	4/14/06 W 3-1
	5/11/91 W 3-1 #	3/5/00 L 0-1 *	4/4/12 L 2-3 *	4/13/11 L 0-2	4/14/06 L 1-15
	Chapman (0-1) Neutral: 0-1		4/4/12 L 3-5 *	4/13/11 L 0-2	4/15/06 L 1-4
	3/13/91 L 0-1 #		4/18/12 L 0-1	4/13/11 L 0-2	5/12/06 L 0-3 # +
			4/13/13 L 1-5 *	4/13/11 L 0-2	3/31/07 L 9-10 *
			4/14/13 L 1-10 *	4/19/11 W 8-4 *	4/1/07 L 3-12 *
			4/25/15 W 6-0 *	4/10/05 W 3-2 *	3/15/08 L 2-6
			4/25/15 W 9-4 *	4/14/06 W 3-1	3/16/08 L 2-10
			4/26/15 L 4-7 *	4/14/06 L 1-15	3/16/08 L 2-10
			5/7/15 L 9-10 (12) # +	4/15/06 L 1-4	4/25/09 W 4-3 *
			5/7/16 L 3-4	4/15/06 L 1-4	4/25/09 W 8-5 *
			5/8/16 L 1-6	4/15/06 L 1-4	4/26/09 W 4-3 *
			5/8/16 W 4-1	4/15/06 L 1-4	3/27/10 L 4-5
			4/1/17 L 5-7 *	4/15/06 L 1-4	3/27/10 W 6-0
			4/1/17 L 1-4 *	4/15/06 L 1-4	3/28/10 L 2-7
				4/15/06 L 1-4	5/7/11 W 5-1 *
				4/15/06 L 1-4	5/7/11 L 0-8 *
				4/15/06 L 1-4	5/8/11 L 2-9 *
				4/15/06 L 1-4	3/17/12 L 2-3
				4/15/06 L 1-4	3/17/12 W 7-5
				4/15/06 L 1-4	3/18/12 L 2-4
				4/15/06 L 1-4	4/20/13 W 12-11 *
				4/15/06 L 1-4	4/20/13 L 4-6 *
				4/15/06 L 1-4	3/22/14 L 1-5
				4/15/06 L 1-4	3/22/14 W 5-3
				4/15/06 L 1-4	4/23/16 L 2-4
				4/15/06 L 1-4	4/23/16 W 5-2

Southeast Missouri State REDHAWKS

SERIES RESULTS

4/23/17 W 2-1 *	3/27/93 W 4-1 #	3/8/89 L 0-4 #	Grambling State (7-0)	Illinois-Chicago (1-4)	Iowa State (3-3)
4/23/17 L 0-2 *	4/14/93 W 3-1 *	5/13/89 L 0-4	Neutral: 7-0	Home: 0-1 Away: 1-0	Home: 1-0 Neutral: 2-2
Elmhurst College (2-0)	4/14/93 L 2-3 *	5/14/89 L 1-4	2/10/12 W 15-8 #	Neutral: 0-3	4/3/81 L 0-2 #
Away: 2-0	3/26/94 L 1-2 #	3/10/90 L 0-3 #	2/11/12 W 21-3 #	3/31/84 W 6-0	3/8/92 W 6-5 #
3/26/86 W 6-0	3/25/95 L 1-3 #	3/14/91 L 0-2 #	2/8/13 W 6-3 #	3/9/92 L 2-3 #	3/7/93 W 6-5 #
3/26/86 W 13-0	3/28/95 L 2-6	5/10/91 W 1-0 \$	2/15/14 W 9-1 #	3/10/93 L 0-3 #	3/5/00 L 1-5 #
Elon (0-2)	3/28/95 L 3-5	5/12/91 W 3-1 \$	2/16/14 W 2-0 #	3/6/94 L 0-7 #	3/13/04 W 8-4 *
Away: 0-2	3/27/96 W 8-3 *	Florissant Valley (2-0)	2/14/15 W 11-7 #	3/3/01 L 0-6 *	2/17/08 L 1-8 #
3/18/09 L 2-4	3/27/96 W 2-0 *	1981 L 5-9	Grand Valley State (6-1)	Illinois State (1-4)	IUPUI (7-3)
3/18/09 L 1-8	3/1/97 L 0-1 #	1981 W 8-0	Neutral: 6-1	Home: 0-2 Neutral: 1-2	Home: 4-0 Neutral: 3-3
Emporia State (2-0)	4/3/97 W 7-0	Fordham (1-1)	4/5/86 W 4-2 #	3/14/97 L 0-3 #	3/13/87 W 3-1 #
Away: 2-0	4/3/97 W 7-2	Neutral: 1-1	4/4/87 W 2-0 #	3/15/97 W 4-0 #	3/13/87 W 5-0 #
3/12/86 W 6-0	4/9/98 L 4-5 *	3/16/98 W 5-0 #	4/18/87 W 4-0 #	3/7/97 L 7-9 #	3/6/90 L 0-1 #
3/12/86 W 4-0	4/9/98 L 8-10 *	3/20/04 L 1-5 #	3/5/89 L 3-5 #	3/11/07 L 7-9 #	3/11/06 W 18-7 *
Evansville (42-33)	3/4/99 L 0-4	Fort Wayne (2-0)	3/10/89 W 7-4 #	3/11/07 L 0-7 *	3/16/10 W 15-7 *
Home: 20-10 Away: 15-17	3/5/03 L 0-6	Home: 1-0 Neutral: 1-0	4/1/89 W 7-2 #	3/11/10 L 1-12 *	3/16/10 W 5-4 (8) *
Neutral: 7-6	3/5/03 L 1-3	2/19/10 W 7-4 #	3/7/90 W 4-2 #	Indiana (1-1)	2/10/12 L 0-5 #
1982 L 0-5	3/23/04 L 2-9 *	3/10/10 W 4-3 *	Grandview (1-0)	Away: 0-1 Neutral: 1-0	3/9/13 W 3-1 #
3/30/84 L 1-3	3/23/04 L 2-9 *	Furman (1-0)	1981 W 5-2	3/2/97 L 4-7	3/10/13 L 1-5 #
3/31/84 W 5-4	3/23/05 L 0-9	Neutral: 1-0	Green Bay (3-1)	Indiana (Pa.) (1-0)	Jackson State (7-2)
4/20/84 W 3-2	3/29/06 W 4-2 *	4/14/95 W 6-1 #	Neutral: 3-1	Neutral: 1-0	Away: 7-2
3/26/85 L 2-3 *	2/25/07 L 2-3 #	Gardner-Webb (1-0)	3/11/93 L 2-6 #	3/11/91 W 3-0 #	2/14/08 W 8-0
3/26/85 W 2-1 *	3/28/07 L 6-7	Neutral: 1-0	3/12/96 W 6-0 #	Indiana State (14-6)	2/14/08 W 12-3
4/1/86 W 4-0 *	3/28/07 W 5-3	3/16/02 W 8-1 #	3/14/96 W 2-0 #	Home: 5-3 Away: 5-3	2/12/09 W 11-0
4/1/86 L 5-6 *	2/23/08 L 4-16 #	George Mason (3-0)	3/16/98 W 6-2 #	Neutral: 4-0	2/11/10 W 11-3
4/30/86 W 1-0	3/23/11 W 9-0 *	Neutral: 3-0	Greenville (0-1)	Indiana State (1-0)	2/9/12 L 1-11
4/30/86 L 1-2	3/23/11 L 2-4 *	4/16/94 W 5-0 #	Away: 0-1	4/23/83 W 2-1	2/7/13 L 0-1
4/4/87 W 7-0 #	3/15/12 W 6-1	4/15/95 W 3-0 #	4/4/86 L 0-4	4/23/83 W 3-2	3/15/16 W 9-8
4/29/87 W 4-1 *	3/9/13 L 0-8	3/16/05 W 5-0 #	Hawai'i (0-1)	3/15/99 W 12-4 #	3/15/16 W 11-1
4/29/87 W 8-7 *	3/10/13 L 2-9	George Washington (1-0)	Away: 0-1	3/11/02 W 6-2 *	2/12/17 W 13-2
3/7/88 L 0-6 #	4/2/13 W 3-2 *	Neutral: 1-0	3/15/97 L 6-9	3/14/04 L 1-3 *	Jacksonville State (3-38)
4/5/88 L 0-4 *	4/2/13 L 0-1 *	3/15/05 W 1-0 #	Harvard (1-1)	2/20/10 W 6-3 #	Home: 1-15 Away: 1-18
4/5/88 W 7-0 *	3/20/14 L 5-6	Georgia College (2-0)	Neutral: 1-1	3/17/10 W 5-3	Neutral: 1-5
3/16/89 W 10-5	3/20/14 L 4-8	Away: 2-0	3/7/99 W 5-1 #	3/17/10 L 2-4	3/15/02 L 1-3 #
3/16/89 W 8-0	Fairfield (3-0)	3/3/90 W 9-0	3/24/00 L 3-4 (9) #	2/12/11 W 6-2 #	4/17/04 L 5-6 *
4/24/89 W 2-0 *	Away: 1-0 Neutral: 2-0	3/3/90 W 7-2	Houston Baptist (2-1)	4/6/11 W 10-8 *	4/17/04 L 3-6 *
4/24/89 W 10-2 *	3/6/89 W 7-0	Georgia State (1-0)	Neutral: 2-1	4/6/11 W 4-2 *	4/18/04 L 5-9 *
3/21/90 W 10-0	3/10/96 W 5-0 #	Away: 1-0	2/14/14 W 9-7 #	3/14/12 W 9-6	5/14/04 L 4-5 # +
3/21/90 W 11-2	3/15/96 W 12-2 #	3/3/92 W 1-0	2/15/14 L 3-6 #	3/13/13 W 5-4 *	4/27/05 L 2-7
4/8/90 W 4-0 #	Florida Atlantic (1-1)	Georgia Tech (2-1)	2/13/16 W 10-7 #	3/13/13 W 9-4 *	4/27/05 L 0-5
4/25/90 W 4-0 *	Away: 0-1 Neutral: 1-0	Home: 0-1 Away: 1-0	Iona (0-1)	3/19/14 L 2-3	4/28/05 L 0-4
4/25/90 W 8-0 *	3/9/95 W 8-0 #	Neutral: 1-0	Neutral: 0-1	3/19/14 L 0-2	5/14/05 L 4-6 +
3/26/91 W 8-7	3/8/08 L 6-7	Georgia Gulf Coast (0-1)	3/17/04 L 2-4 #	3/18/15 L 4-9 *	5/6/06 L 3-5 *
3/26/91 W 3-1	Florida Southern (2-7)	Away: 2-2 Neutral: 0-5	Iowa (1-0)	1981 W 7-2	5/6/06 L 2-3 *
4/18/91 W 2-0 *	Away: 2-2 Neutral: 0-5	5/8/87 L 0-2 \$ #			5/7/06 L 3-10 *
4/18/91 W 8-1 *	5/9/87 L 0-3 \$ #	5/9/87 L 0-3 \$ #			4/6/07 L 4-9
3/12/92 W 6-3 #					4/6/07 L 3-6
3/16/92 W 7-4					4/7/07 L 3-11
3/16/92 W 3-0					5/3/08 L 3-6 *
3/28/92 W 6-1 #					5/3/08 L 0-7 *
3/28/92 W 3-0 #					5/4/08 L 4-8 *
4/16/92 W 3-1 *					4/4/09 L 0-9
4/16/92 W 14-5 *					4/4/09 L 1-12
3/12/93 W 3-0 #					4/5/09 L 1-11
					3/26/11 L 5-8
					3/26/11 W 7-6

Southeast Missouri State REDHAWKS

SERIES RESULTS

3/27/11 L 8-13	Lake Superior (3-0) Neutral: 3-0	Lock Haven (1-1) Neutral: 1-1	LSU (0-1) Neutral: 0-1	Mercer (1-0) Neutral: 1-0	Mineral Area CC (1-0) Home: 1-0
5/13/11 L 0-4 # +					
5/14/11 W 3-2 # +					
5/15/11 L 5-9 # +	3/29/85 W 5-1 #	3/8/88 W 1-0 #	3/18/17 L 3-7 #	3/24/01 W 2-1 #	1982 W 10-3
4/6/12 L 8-9 *	3/6/90 W 3-2 #	3/15/91 L 4-6 #			
4/6/12 W 3-1 *	3/8/90 W 5-3 #		Maine (3-2) Neutral: 3-2	Miami (Ohio) (0-1) Neutral: 0-1	Minnesota-Duluth (1-0) 1981 W 12-1
4/7/12 L 1-2 *		Longwood (1-1) Neutral: 1-1			
4/6/13 L 2-4	Lamar State (1-1) Neutral: 1-1		3/10/92 L 0-2 #	2/24/12 L 2-6 #	
4/6/13 L 5-13		3/11/08 L 1-12 #	3/10/93 W 3-2 #		Mississippi (2-7) Home: 0-4 Away: 2-3
4/18/14 L 0-9 *	3/12/85 L 2-3 #	3/11/08 W 2-0 #	3/9/94 L 1-3 #	Middle Tennessee (29-17) Home: 12-8 Away: 14-6 Neutral: 3-3	3/6/01 L 0-8 *
4/18/14 L 0-9 *	3/12/85 W 6-0 #		3/8/95 W 3-1 #		3/6/01 L 0-8 *
3/23/15 L 4-10		Louisiana (0-3) Neutral: 0-3	3/12/96 W 9-2 #		3/21/01 W 4-2
3/23/15 L 5-6	LaSalle (1-0) Neutral: 1-0	4/17/94 L 1-2 #	Manhattan (1-0) Neutral: 1-0	4/13/93 L 1-3 *	3/21/01 L 0-8
5/6/15 L 0-21 # +		4/14/95 L 1-6 #		3/20/94 W 3-2	3/1/02 L 3-5 *
4/9/16 L 5-6 *	3/18/93 W 13-4 #	2/13/16 L 0-8 #	3/17/98 W 13-2 #	3/20/94 W 6-1	3/1/02 L 1-4 *
	Lewis College (5-2) Home: 1-0 Neutral: 4-2	Louisiana-Monroe (3-7) Away: 3-7	Marshall (1-1) Neutral: 1-1	4/2/94 L 1-2 *	3/21/07 W 7-3
4/9/16 L 2-9 *		2/17/08 L 1-2		4/2/94 L 0-2 *	3/21/07 L 2-12
3/26/17 L 0-3		2/13/09 W 4-1	McKendree (3-1) Away: 1-1 Neutral: 2-0	4/24/94 W 3-2 # +	2/27/11 L 2-4
3/26/17 L 5-9		2/14/09 W 4-3		3/17/95 L 1-2	
	Jarvis Christian College (1-0) Neutral: 1-0	2/13/10 L 6-9	3/17/03 L 2-5 #	3/17/95 W 3-0	Mississippi Women's (3-1) Neutral: 3-1
2/11/17 W 17-2 #		2/11/11 L 3-11	3/17/03 W 5-4 #	4/15/95 W 3-2 #	
	Kansas (0-4) Away: 0-1 Neutral: 0-3	2/12/11 L 1-6		4/22/95 W 3-0 *	4/17/87 W 4-0 #
3/19/99 L 0-7 #		2/11/12 W 8-4	McNeese State (0-1) Neutral: 0-1	4/22/95 L 0-1 *	4/16/88 W 8-0 #
5/20/99 L 1-5 #	Liberty (1-0) Neutral: 1-0	2/9/13 L 1-5	1981 W 3-1 #	3/23/96 W 4-3	4/14/89 W 4-0 #
5/22/99 L 1-3 #		2/14/14 L 4-6	4/17/87 W 5-2 #	3/23/96 W 6-2	4/18/90 L 0-1 #
3/19/17 L 5-6	3/20/98 W 8-0 #	2/13/15 L 3-11	5/1/89 L 0-1	4/13/96 W 8-3 *	
			5/1/89 W 5-3	5/5/96 W 3-1 *	Mississippi State (1-5) Home: 1-0 Away: 0-2 Neutral: 0-3
		Louisiana Tech (1-3) Neutral: 1-3		4/5/97 W 10-3 *	
Kennesaw State (0-1) Away: 0-1	Lincoln (Mo.) (11-1) Home: 3-0 Away: 4-1 Neutral: 4-0	4/16/94 L 1-3 #	Memphis (2-7) Home: 1-1 Away: 1-5 Neutral: 0-1	4/5/96 W 3-2 *	4/14/84 W 2-0 *
3/15/17 L 3-4		3/14/10 L 3-5 #		4/20/97 W 5-2	3/11/85 L 0-2 #
		2/26/11 W 5-4 #		4/6/98 W 5-0 *	3/11/85 L 5-9 #
Kent State (0-1) Neutral: 0-1	1982 W 2-1	2/12/16 L 2-11 #		4/6/98 W 4-1 *	2/24/06 L 2-5
3/11/01 L 0-2 #	4/23/83 W 6-3			4/12/99 W 2-1	2/26/06 L 0-3
	4/8/84 W 17-1 *	Louisville (1-1) Neutral: 1-1		4/12/99 W 4-1	2/24/13 L 4-8 #
Kentucky (2-0) Away: 1-0 Neutral: 1-0	4/13/85 W 8-0 #	3/17/00 W 4-3 #		5/2/99 W 9-0 #	
2/28/98 W 9-6 #	3/29/86 W 18-0	3/10/11 L 2-7 #		4/15/00 W 4-2	Mississippi Valley (0-1) Neutral: 0-1
3/10/01 W 1-0	4/10/87 W 4-0 *			4/15/00 L 1-2	
	4/20/87 L 1-2	Loyola-Chicago (5-5) Home: 1-3 Neutral: 4-2		4/16/00 W 1-0	
Kentucky Wesleyan (4-0) Home: 2-0 Away: 2-0	4/10/88 W 5-2 #	3/7/93 L 2-4 #		5/12/00 L 1-3	2/8/13 W 3-2 #
4/15/84 W 7-0 *	4/22/88 W 9-0 #	3/11/94 W 7-0 #		5/12/00 L 1-3	
3/23/85 W 3-0	4/7/89 W 3-0 #	3/7/95 W 9-8 #		4/14/01 L 0-4 *	Missouri (5-31) Home: 0-4 Away: 3-16 Neutral: 2-11
3/23/85 W 1-0	4/17/89 W 6-2 *	3/10/95 L 1-6 #		3/8/03 L 0-6 *	
4/19/85 W 12-6 *		3/9/00 L 1-3 *		3/20/03 L 0-10 #	4/20/89 L 0-2
	Lipscomb (2-5) Home: 1-3 Away: 1-1 Neutral: 0-1	3/7/00 W 2-0 *	Meramec-St. Louis (1-1) Home: 1-1	3/20/03 L 0-5 #	4/20/89 W 4-1
		3/7/02 L 2-6 *		3/22/06 W 12-3	4/11/92 L 1-6 #
		3/7/02 L 3-8 *		3/22/06 W 11-0	4/12/92 L 1-3 #
		2/22/14 W 13-3 #		3/20/07 L 2-3	4/21/92 L 7-10 #
		3/9/17 W 2-0 #		4/9/08 W 6-4 *	4/21/92 L 6-8 #
				4/9/08 L 3-5 *	5/4/93 W 8-5 #
				4/28/11 L 3-7	1993 L 2-3 #
				4/28/11 W 3-2	5/3/94 L 0-2
				4/11/12 W 8-2 *	5/3/94 W 6-5
				4/11/12 W 10-3 *	5/2/95 L 0-12
				2/17/17 L 4-8 #	5/2/95 L 1-2

Southeast Missouri State REDHAWKS

SERIES RESULTS

4/24/96	L	2-4 #	3/4/00	L	2-3 #	3/29/91	W	7-0 *	4/14/96	W	8-0 *	Murray State			North Dakota State					
4/24/96	L	1-4 #	4/26/00	W	4-3 *	4/9/91	W	3-0 #	4/27/96	W	8-1	(7-15)			(0-1)					
4/15/97	L	7-10	4/26/00	L	1-3 *	4/8/92	W	7-3 *	4/27/96	L	1-4	Home: 5-5 Away: 2-10			Home: 0-1					
4/15/97	L	0-4	3/2/01	L	1-10 *	4/8/92	W	5-0 *	3/31/97	W	11-0	4/17/10	L	1-9	3/18/14	L	0-11 *			
4/16/98	L	2-8	3/9/03	L	1-8 *	4/1/09	L	3-4 *	3/31/97	W	6-0	4/17/10	W	9-6	Northern Colorado					
4/17/98	W	4-0	4/16/03	L	0-8	4/1/09	L	0-6 *	4/12/97	W	10-1 *	4/18/10	L	4-9				(1-0)		
4/20/00	W	5-0 #	3/12/04	L	3-5 *	3/15/14	L	4-6 *	4/12/97	W	8-0 *	4/16/11	W	11-4 *	Neutral: 1-0					
4/24/01	L	3-4 *	3/6/05	L	5-7 #	3/15/14	W	5-4 *	4/18/98	W	6-0	4/16/11	W	10-9 *	3/15/05	W	5-1 #			
4/24/01	L	1-5 *	3/3/06	L	1-2	Missouri S&T (16-4)				4/18/98	W	6-2	4/17/11	L	7-9 *					
4/3/02	L	2-10	3/4/07	L	4-10 #					4/17/99	W	1-0 *	4/28/12	L	7-10					
4/3/02	L	0-12	3/2/08	W	3-1 *	Home: 3-1 Away: 4-0				4/17/99	W	3-0 *	4/28/12	L	1-3	Northern Illinois				
4/2/03	L	0-9 *	3/6/09	L	1-4	Neutral: 9-3				4/29/00	W	5-0	4/29/12	L	7-8	(1-1)				
4/2/03	L	0-9 *	3/6/10	L	3-7 #					4/29/00	L	1-6	3/16/13	L	1-8	Neutral: 1-1				
3/5/05	L	0-8 #	3/4/11	L	2-3 #	4/29/82	W	7-2 #	4/30/00	W	2-0	3/16/13	W	9-3	3/1/98	L	3-10 #			
3/6/05	L	2-6 #	2/25/12	L	1-4 #	4/6/84	W	11-0	5/11/00	W	4-3 # +	5/3/14	L	4-5 *	3/5/16	W	6-3 #			
3/3/06	L	1-7 #	3/4/12	L	4-5 #	4/12/85	W	2-1 #	4/28/01	W	4-2 *	5/3/14	L	0-1 *	Northern Iowa					
3/7/09	L	0-8 #	3/7/13	L	1-2 *	4/11/86	W	8-1 #	4/28/01	W	9-3 *	5/4/14	W	5-3 *				(8-5)		
3/6/10	L	0-13	3/7/13	W	3-2 *	4/14/86	W	6-2 #	4/29/01	W	6-4 *	4/11/15	L	3-4						
3/4/11	L	0-5 #	3/1/14	L	0-8 *	4/25/86	W	4-2 # !	4/20/02	W	9-3	4/11/15	L	5-6	Home: 4-1 Neutral: 4-4					
3/3/12	L	0-9 #	3/31/15	W	8-4	4/11/87	W	8-5	4/20/02	W	7-5	4/12/15	L	1-2	3/27/93	L	3-4 #			
3/11/15	L	1-2	3/31/15	L	0-4	4/24/87	W	3-0	4/21/02	L	0-3	3/19/16	W	4-3 *	3/25/94	W	7-2 #			
3/11/15	L	1-10	3/5/16	L	3-9	3/24/88	W	8-1 *	4/18/03	W	7-4 *	3/19/16	W	9-1 *	3/25/95	W	5-1 #			
4/18/17	L	3-14	3/4/17	W	2-1 #	3/24/88	L	3-4 *	4/18/03	W	6-3 *	3/20/16	L	5-16 *	3/22/97	W	1-0 #			
4/18/17	L	1-9	Missouri-St. Louis (27-15)			4/8/88	L	0-1 #	4/19/03	L	4-7 *	4/9/17	L	6-11 *	3/8/98	W	6-5 *			
Missouri Baptist (4-0)		Home: 15-5 Away: 5-6				Neutral: 7-4		3/22/89	W	3-2 *	4/24/04	L	3-4	4/9/17	L	1-6 *	3/8/98	W	3-1 *	
				3/22/89	W			5-0 *	4/24/04	W	3-1	Nebraska (0-2)		3/6/99	L	2-3 *				
Home: 2-0 Away: 2-0						4/22/89	W	1-0 # !	4/25/04	W	4-1					3/27/99	L	1-3 #		
4/30/85	W	10-1	1978	W	2-1	4/19/90	W	2-1	3/25/05	L	5-8	Neutral: 0-2		3/4/00	W	4-1 #				
4/30/85	W	6-2	1978	L	2-6	4/29/90	L	3-4 # !	3/26/05	W	7-2	3/18/99	L	1-10 #	3/24/00	L	8-9 #			
4/30/14	W	10-5 *	1978	L	1-4	3/29/91	W	4-2 #	4/1/06	W	3-1	3/17/00	L	2-7 #	3/12/06	W	9-3 *			
4/30/14	W	13-1 *	4/12/80	L	1-2	4/9/91	W	1-0 #	4/1/06	W	8-0 *	3/17/00		W	5-4 *	3/12/06	W	5-4 *		
Missouri Southern (4-4)		Home: 1-1 Away: 1-2		Neutral: 2-1		4/24/81	L	1-2	4/26/91	W	9-1 *	Nebraska-Omaha (1-1)		Away: 0-1		2/25/12	L	1-2 #		
						4/24/81	L	1-2	4/26/91	W	4-3 # !					4/2/06	W	4-0 *	3/12/06	W
						1982	W	1-0 (11)	5/5/07	L	1-8					Northern Kentucky				
						1982	W	3-2 (9)	5/5/07	W	7-4	Neutral: 1-1				(3-2)				
Home: 1-1 Away: 1-2						1982	W	4-2	5/6/07	W	4-1	4/1/89	W	8-1 #	Neutral: 3-2					
Neutral: 2-1						4/17/83	W	2-1	2/22/08	L	0-2 #	3/18/17	L	5-6 #	3/6/88	W	9-0 #			
1981	W	10-0	4/23/83	W	6-0	1981	W	5-4	4/19/08	W	5-1 *					3/8/88	W	1-0 #		
1981	L	3-8	4/29/83	L	2-3	4/28/90	W	3-1 #	4/19/08	L	0-6 *	Nebraska Wesleyan				3/9/89	L	2-8 #		
4/15/89	L	0-1 *	4/7/84	W	5-0	4/12/91	W	6-2 #	4/20/08	W	2-1 *	(0-1)				3/4/90	W	6-2 #		
3/30/90	W	6-0 #	3/20/85	W	4-0	Morehead State (57-21)				3/19/09	W	1-0	Away: 0-1				3/8/90	L	0-4 #	
4/17/90	L	3-4	3/20/85	W	4-0					3/20/09	W	7-4	1982	L	1-7					Northwest Missouri
3/30/91	L	0-1 #	4/13/85	W	2-0 #	Home: 28-8 Away: 24-12				3/21/09	L	1-2					(13-11-1)			
4/16/91	W	4-0 *	4/28/85	W	18-5	Neutral: 5-1				5/7/09	W	1-0 # +	Nicholls State				Home: 1-0 Away: 4-0-1			
4/27/91	W	3-1 # !	3/27/86	W	7-0					3/20/10	L	2-9 *	(0-3)				Neutral: 8-11			
Missouri State (8-27)		Home: 4-9 Away: 3-11		Neutral: 1-7		4/11/86	W	7-0	4/24/92	W	5-7 *	Away: 0-1 Neutral: 0-2								
						4/26/86	L	0-4 #	4/10/93	W	8-0 *	4/30/11	W	14-7	1982	L	0-10	1981	T	2-2
						4/26/86	W	5-0 #	4/10/93	W	6-5 *	4/16/95	L	0-10 #	1981	W	2-0			
						4/6/87	W	4-1	4/3/93	W	4-3	2/23/13	L	7-8 #	4/23/82	L	2-7 #			
						4/11/87	W	3-1	4/3/93	W	8-4	3/10/12	W	11-10 *	4/24/82	L	4-5 #			
1981	W	2-0	4/25/87	W	5-3	4/23/93	W	2-1 #	3/11/12	W	9-5 *	North Carolina A&T				4/30/82	L	2-3 #		
1981	W	8-7	4/4/88	L	1-5	4/24/93	W	6-0 #	4/21/13	L	6-7 *	(3-0)				5/1/82	L	0-4 # !		
1982	L	0-7	4/9/88	W	2-0	4/1/94	W	3-2 *	4/21/13	W	5-4 *	Away: 2-0 Neutral: 1-0				3/23/84	L	8-9 #		
1982	L	0-10	4/16/88	L	1-5	4/1/94	W	9-1 *	3/23/14	L	6-7	3/7/92	W	10-0 #	4/8/84	W	4-3 *			
3/17/92	W	7-4 *	4/16/88	W	7-3 (9)	4/9/94	W	11-5	3/23/14	L	4-7	3/17/09	W	8-7	4/28/84	L	5-6 # !			
3/17/92	L	4-7 *	4/12/89	L	1-4	4/9/94	L	7-8	4/18/15	W	1-0 *	3/17/09	W	6-0	4/28/84	L	2-6 # !			
4/25/93	L	1-2	4/21/89	W	4-2	4/24/94	W	12-0 # +	4/18/15	L	1-3 *					3/13/85	W	3-2 #		
4/25/93	L	1-8	4/22/89	L	3-4	4/8/95	W	10-1	4/24/16	L	1-6	North Dakota				4/13/85	W	4-1 #		
5/2/94	L	0-3 *	4/22/89	L	1-4	4/8/95	W	3-0	4/24/16	L	0-1	(0-1)				4/27/85	W	4-1 #		
5/2/94	L	0-2 *	5/14/89	W	5-2	4/21/95	W	4-3 *	4/22/17	L	2-6 *	1981	L	2-3	4/4/86	W	2-0			
4/29/97	L	4-8	3/31/90	L	0-1	4/21/95	W	11-0 *	4/22/17	W	6-5 *					4/12/86	L	1-5 # !		
4/29/97	L	0-1	4/19/90	W	7-4	4/14/96	W	6-0 *							5/26/86	W	2-0			

Southeast Missouri State REDHAWKS

SERIES RESULTS

3/28/87 W 7-0	3/13/85 W 5-1 #	Sacred Heart	4/16/93 L 3-8 *	Saint Peter's	5/3/84 W 2-0
4/11/87 L 0-1 # !	4/1/90 W 14-1 #	(2-1)	4/16/93 W 3-0 *	(1-0)	4/5/85 W 5-4 #
4/25/87 W 3-1 # !	4/17/90 W 4-0	Neutral: 2-1	3/15/94 W 6-0 *	Neutral: 1-0	4/18/85 L 1-4 *
3/26/88 L 2-5 #	3/30/91 L 0-1	3/8/87 L 0-2 #	3/15/94 W 9-2 *	3/12/05 W 4-0 #	4/18/85 W 2-1 *
4/8/88 L 2-6 # !	4/16/91 W 3-1 *	3/12/91 W 2-0 #	4/26/94 W 10-0		4/19/85 L 1-2 #
3/25/89 W 3-1 #		3/12/05 W 9-0 #	4/26/94 W 9-4	Samford	5/2/85 L 1-2
4/21/89 W 5-2 #	Pittsburgh	Saginaw Valley State	4/6/95 W 14-1 *	(6-12)	5/2/85 L 0-2
3/14/91 W 3-2 #	(0-1)	(1-0)	4/6/95 W 10-0 *	Home: 4-2 Away: 1-8	4/3/87 W 3-0
4/26/91 W 10-0	Neutral: 0-1	Neutral: 1-0	4/8/96 W 8-0	Neutral: 1-2	4/18/87 W 4-3 *
	3/15/02 L 4-5 #	3/29/85 W 1-0 #	4/8/96 W 6-0	4/15/95 L 2-6 #	5/1/87 W 3-1 *
Northwestern	Portland State	St. Cloud State	3/22/97 W 7-4 #	5/8/04 L 0-2	5/1/87 L 3-4 *
(1-1)	(1-0)	(0-1)	4/30/97 W 9-0 *	5/8/04 L 0-2	4/15/88 W 5-0 *
Home: 1-1	Neutral: 1-0	Neutral: 0-1	4/30/97 W 7-0 *	5/9/04 L 2-3	4/29/88 L 1-2
3/23/98 L 2-6 *	3/20/99 W 9-1 #	3/7/90 L 0-4 #	3/25/98 W 5-2	4/16/05 W 7-0 *	4/29/88 L 1-3
3/23/98 W 3-1 *			3/25/98 W 12-1	4/16/05 W 2-1 *	4/1/89 L 0-2
Northwestern State	Providence	Saint Joseph's	3/27/98 W 10-1 #	4/17/05 L 3-4 *	4/27/89 L 2-4 *
(2-3)	(1-0)	(1-0)	3/24/99 W 6-2 *	5/13/05 W 6-5 # +	4/27/89 W 7-6 *
Neutral: 2-3	Neutral: 1-0	Neutral: 1-0	3/24/99 W 11-0 *	4/21/06 L 0-1	5/5/90 L 1-2
2/26/06 W 12-7 #	3/14/96 W 2-1 #	3/6/89 W 2-0 #	3/26/99 W 5-0 #	4/22/06 L 1-2	4/19/91 L 2-4 *
2/11/11 L 1-2 #			3/13/00 W 10-3	4/22/06 L 1-2	5/4/91 W 4-1
2/13/11 L 2-10 #	Quincy	Saint Louis	3/13/00 W 5-3	3/17/07 W 3-1 *	5/4/91 L 0-4
2/12/12 W 3-1 #	(6-1)	(68-28)	4/18/01 L 1-2 *	3/17/07 L 2-10 *	4/8/09 L 1-6 *
2/9/13 L 0-8 #	Home: 5-1 Neutral: 1-0	Home: 37-8 Away: 24-15	4/18/01 W 11-3 *	3/18/07 W 9-1 *	4/8/09 L 3-12 *
	4/17/87 L 0-1 *	Neutral: 7-5	4/29/03 L 2-4 *	4/12/08 W 4-3	3/13/10 W 7-6 #
Ohio	4/15/88 W 3-2 *		3/30/04 L 1-2	4/12/08 L 0-8	3/14/10 L 5-6 #
(0-1)	3/31/89 W 11-6 #	1981 W 4-0	3/30/04 L 4-6	4/13/08 L 1-7	4/22/10 L 2-3
Neural: 0-1	4/12/89 W 3-2 *	1981 L 1-3	4/14/05 W 8-3 *	2/23/13 L 1-2 #	4/22/10 W 3-2
3/21/99 L 0-2 #	4/15/89 W 9-2 *	3/19/82 W 2-1	4/14/05 L 3-7		3/12/11 W 11-4
Oklahoma	5/5/90 W 7-1 *	4/5/82 L 0-8	4/4/06 W 8-4 #	Sam Houston	3/12/11 W 8-6
(0-1)	4/20/91 W 7-0 *	1982 L 4-5	4/4/06 W 9-0	(0-5)	3/13/11 L 1-11
1981 L 2-7	Quinnipiac	1982 W 2-1	4/17/07 W 4-3 *	Neutral: 0-5	5/12/11 W 4-3 # +
Oklahoma Baptist	(1-0)	4/19/83 W 7-0 *	4/17/07 W 6-4 *	3/10/85 L 3-9 #	3/25/12 W 4-1 *
(0-2)	Neutral: 1-0	4/19/83 W 3-0 *	3/2/08 W 7-3 *	3/10/85 L 1-7 #	3/25/12 W 9-8 *
Away: 0-2	3/10/91 W 7-2 #	4/19/84 W 8-2 *	4/17/08 W 6-0	3/10/86 L 0-1 #	3/29/13 L 1-11 *
1982 L 2-4	Radford	4/19/84 W 4-0 *	4/17/08 W 2-1	3/10/86 L 1-6 #	3/29/13 L 0-13 *
1982 L 6-8	(1-0)	4/1/85 W 4-0 *	3/7/09 W 1-0 #	5/9/86 L 0-3 # \$	3/30/13 L 1-9 *
Oklahoma State	Neutral: 1-0	4/1/85 W 10-0 *	4/15/09 W 9-5 *	San Jose State	4/12/14 L 0-10
(0-2)	3/11/94 W 7-3 #	4/9/85 W 11-1	4/15/09 W 5-4 *	(0-1)	4/12/14 L 2-9
1981 L 1-11	Rider	4/9/85 W 5-2	3/5/10 L 2-10 #	Neutral: 0-1	4/13/14 L 0-3
1981 L 2-4	(0-1)	3/20/86 W 10-2 *	5/5/10 L 1-9	3/18/99 L 4-5 #	3/28/15 L 3-12 *
Olivet College	Neutral: 1-0	3/20/86 W 8-5 *	5/5/10 W 6-3	Siena	3/28/15 L 0-7 *
(1-0)	3/17/04 L 1-2 #	3/31/86 W 10-2	3/5/11 L 3-8	(1-0)	3/29/15 L 4-8 *
Away: 1-0	Robert Morris	3/31/86 W 8-5	5/4/11 W 5-1 *	Home: 1-0	4/2/16 L 1-2
3/12/87 W 8-0	(2-0)	3/20/87 W 2-0 *	5/4/11 L 2-3 *	3/7/03 W 8-1 *	4/2/16 L 4-5
Oregon	Neutral: 2-0	4/14/87 L 2-3 *	3/3/12 L 4-5 #	SIU Edwardsville	4/3/16 L 3-5
(0-1)	3/9/92 W 8-0 #	4/14/87 W 10-6 *	5/1/12 L 0-1	(22-36)	4/14/17 L 4-5
Neutral: 0-1	3/12/92 W 3-2 #	4/13/88 W 5-0 *	5/1/12 W 6-1	Home: 8-14 Away: 11-20	South Alabama
3/19/99 L 2-9 #	Sacramento State	4/13/88 W 2-1 *	5/1/13 L 1-5 *	Neutral: 3-2	(0-2)
Pittsburg State	(1-4)	4/25/89 W 7-0 *	3/1/14 L 4-7 *		Neutral: 0-2
(4-4)	Away: 0-2 Neutral: 1-2	4/25/89 W 6-2 *	4/23/14 L 0-8	1981 L 3-5	2/25/11 L 3-8 #
Home: 1-0 Away: 1-4	3/16/99 L 0-1	4/24/90 W 3-2 *	4/23/14 W 9-7	1981 W 3-1	2/14/16 L 2-5 #
Neutral: 2-0	3/20/99 W 2-1 #	4/24/90 W 10-0 *	2/27/15 L 7-8 #	1981 W 3-2	Southeastern
1981 L 3-9	3/17/00 L 2-3 #	4/2/92 W 14-0	4/22/15 L 3-6 *	1982 L 1-4	Louisiana
3/10/82 L 3-11	3/18/00 L 2-6 #	4/2/92 W 7-0	4/22/15 W 5-4 *	1982 W 4-1	(2-2)
3/10/82 L 1-10		4/11/92 W 1-0 #	3/6/16 L 3-4	4/12/83 W 4-3	Away: 2-2
		4/12/92 W 2-1 #	4/13/16 L 7-12	4/12/83 L 1-6	2/27/15 W 10-8
		4/29/92 W 1-0 *	3/5/17 L 1-10 #	4/5/83 W 4-2	3/16/16 L 1-7
		4/29/92 W 7-6 *	3/5/17 L 4-6 #	4/16/83 L 0-1	3/16/16 L 3-4
		4/8/93 L 2-3		4/17/83 L 0-4 *	2/18/17 W 2-0
		4/8/93 W 9-2		5/3/84 W 3-2	

Southeast Missouri State REDHAWKS

SERIES RESULTS

Southern Illinois			4/9/97	L	1-3	Southwest Baptist			4/5/96	W	15-0 *	Tennessee Tech			5/11/06	L	0-8 +
(24-67-1)			4/9/97	L	4-9	(5-7)			4/6/96	W	8-0 *	(40-48)			4/28/07	W	9-5 *
Home: 11-21-1			3/1/98	L	0-3 #	Home: 3-3 Neutral: 2-4			5/4/96	W	8-0 # +	Home: 18-17 Away: 12-29			4/28/07	L	0-7 *
Away: 12-44 Neutral: 1-2			3/24/98	L	3-4 *	4/6/87 W 4-2 *			4/6/97	W	11-1 *	Neutral: 10-2			4/29/07	L	3-8 *
4/2/77	L	4-5	3/24/98	T	3-3 *	4/11/87	W	8-1 *	4/6/97	W	2-0 *	4/3/92	L	0-1	3/21/08	W	4-0
4/13/77	L	1-9 *	3/28/98	W	3-2	4/4/88	L	4-5 *	4/5/98	W	8-0 *	4/3/92	W	3-1	3/21/08	L	1-5
4/1/78	L	2-3	3/27/99	W	5-4	4/10/88	L	2-3 #	4/5/98	W	11-0 *	4/25/92	W	4-3 *	3/22/08	L	2-3
4/16/78	L	2-6 *	4/7/99	L	4-7	4/23/88	L	0-3 #	4/10/99	L	0-3	4/25/92	W	7-4 *	3/28/09	L	0-13 *
4/17/79	L	4-5	4/7/99	L	1-9	4/7/89	W	5-0 #	4/10/99	W	6-2	3/20/93	L	1-7	3/28/09	W	3-2 *
4/17/79	L	2-3	3/25/00	L	0-1	3/31/90	L	0-1 #	4/14/00	W	8-0	3/20/93	W	1-0	3/29/09	L	1-6 *
4/22/80	L	5-9	4/5/00	L	0-8 *	4/17/90	L	1-8 *	5/7/00	W	11-3 *	3/29/93	W	2-1 *	5/8/09	W	7-1 # +
4/4/81	W	5-2 #	4/5/00	L	1-8 *	4/29/90	L	1-4 #	5/7/00	W	12-0 *	3/29/93	W	9-4 *	5/8/10	L	0-4
4/8/81	W	5-0 *	3/20/01	L	0-5	3/30/91	L	4-5 *	3/30/01	W	12-3	4/24/93	W	4-1 #	5/8/10	L	1-2
4/8/81	L	1-2 *	3/20/01	W	4-0	4/12/91	W	3-1 #	4/13/01	W	7-4 *	3/19/94	L	3-4	5/9/10	W	2-0
4/14/81	W	6-4	4/16/01	L	0-11 *	4/16/91	W	10-5 *	4/13/01	W	9-1 *	3/19/94	L	1-2	3/19/11	W	6-3 *
4/14/81	W	12-3	3/5/02	L	1-7	Southwest Louisiana			5/4/01	W	1-0 # +	3/25/94	W	5-2 #	3/19/11	W	4-1 *
3/30/82	W	1-0 *	3/5/02	L	0-1	(0-2)			3/29/02	L	6-7	3/27/94	L	0-2 *	3/20/11	L	1-4 *
3/30/82	L	3-4 *	4/24/02	L	1-3 *	Neutral: 0-2			3/29/02	W	15-7	3/27/94	L	3-5 *	3/31/12	W	6-2
4/6/82	W	3-2	3/26/03	L	3-9 *	4/17/94	L	1-2 (10) #	4/1/02	W	9-3 *	3/25/95	W	4-1 #	3/31/12	L	1-6
4/6/82	L	4-5 (11)	3/26/03	L	1-5 *	4/14/95	L	1-6 #	3/29/03	W	4-3 *	3/26/95	W	3-2 *	4/1/12	L	2-3
4/17/82	L	5-8	3/25/04	L	1-3	Stephen F. Austin			3/29/03	W	4-0 *	3/26/95	W	11-5 *	4/7/13	L	1-9
3/29/83	L	0-10	3/25/04	L	0-3	(1-2)			3/30/03	L	4-10 *	4/10/95	L	1-3	4/7/13	L	0-4
3/29/83	L	0-5	4/6/05	L	0-1 *	Neutral: 1-2			4/3/04	W	9-1 *	4/10/95	W	3-1	4/19/14	L	0-3
4/15/83	W	5-3	4/6/05	L	1-4 *	3/11/86	L	0-1 #	4/3/04	W	8-0 *	4/29/95	L	2-8 # +	4/19/14	L	3-5
4/3/84	L	3-4	3/7/06	L	0-4	3/11/86	W	3-1 #	4/4/04	W	3-0 *	3/24/96	W	2-0 *	3/21/15	L	0-3
4/3/84	W	4-0	3/7/06	L	4-8	5/9/86	L	0-2 #	4/2/05	W	9-1	5/5/96	L	3-4 # +	3/21/15	W	6-4
4/25/84	W	4-1	3/4/09	L	1-2	Syracuse			4/3/05	W	14-0	5/5/96	W	5-1 # +	4/10/16	L	2-3 *
4/25/84	L	0-4	3/4/09	L	0-6	(0-1)			4/3/05	L	1-3	3/29/97	L	1-2	4/10/16	W	5-2 *
4/2/85	L	1-6	3/9/11	L	0-10 *	Neutral: 0-1			4/8/06	W	6-4 *	3/29/97	W	7-1	3/25/17	L	2-3
4/2/85	L	1-6	4/25/12	L	6-7	3/25/00	L	1-3 #	4/8/06	W	1-0 *	4/14/97	L	1-5 *	3/25/17	L	2-3
4/24/85	L	0-1	4/25/13	W	14-7 *	Tarkio College			4/9/06	W	15-2 *	4/14/97	W	3-0 *	Texas A&M		
4/24/85	L	0-5	4/8/15	W	4-3 (10) *	(2-0)			3/24/07	L	0-2	5/4/97	W	2-0 # +	(0-1)		
4/16/86	L	4-5 *	3/22/16	L	2-3	Home: 2-0			3/24/07	L	3-4	4/4/98	W	2-0 *	Neutral: 0-1		
4/16/86	L	1-2 *	4/12/17	L	1-3 *	3/17/86	W	1-0 *	3/25/07	W	1-0	4/4/98	W	3-2 *	4/11/92 L 3-10 #		
4/23/86	W	1-0	Southern Indiana			(17-2)			4/5/08	L	2-3 *	5/3/98	W	8-2 # +	Texas A&M-Corpus		
4/23/86	L	0-3	Home: 9-1 Away: 5-1			(2-0)			4/6/08	W	6-3 *	4/11/99	L	0-3	Christi		
4/21/87	L	0-1 *	Neutral: 3-0			Home: 2-0			5/2/09	W	9-1	4/11/99	W	6-2	(1-0)		
3/30/88	W	3-1	4/18/84	W	4-1	3/17/86	W	3-0 *	5/2/09	W	4-3	5/1/99	W	5-2 # +	Neutral: 1-0		
3/30/88	L	0-7	4/18/84	W	4-1	Temple			5/3/09	W	8-7	4/1/00	W	6-0 *	3/18/00 W 17-14 #		
5/3/89	W	1-0 *	4/16/85	W	4-0 *	(4-1)			4/9/10	W	9-0 *	4/2/00	L	2-5 *	Texas Woman's		
5/3/89	W	3-0 *	4/16/85	W	5-2 *	Neutral: 4-1			4/9/10	L	4-6 *	5/12/00	W	2-1 # +	(0-1)		
3/27/90	L	0-4	4/4/86	W	10-0 #	3/9/92	L	0-3 #	4/10/10	W	7-5 *	3/31/01	L	4-5	1981 L 1-8		
3/27/90	L	2-4	4/8/86	W	8-0	3/12/92	W	3-2 #	4/9/11	W	5-3	3/31/01	L	1-5	Toledo		
5/1/91	W	7-1 *	4/8/86	W	13-1	3/8/93	W	7-2 #	4/9/11	W	6-5	4/1/01	W	5-2	(0-1)		
5/1/91	L	0-3 *	4/3/87	W	11-0 #	3/7/94	W	4-1 #	4/10/11	W	10-0	4/13/02	L	2-3 *	Neutral: 0-1		
3/27/92	L	3-5	4/8/87	W	10-0 *	3/7/95	W	6-3 #	4/21/12	W	2-0 *	4/13/02	W	2-0 *	3/14/03 L 2-4 #		
4/7/92	W	5-4 *	4/8/87	W	3-1 *	Tennessee State			4/21/12	W	12-4 *	4/14/02	L	0-7 *	Towson		
4/7/92	W	6-5 *	4/25/88	W	4-0	(58-10)			4/22/12	W	6-2 *	4/12/03	W	4-2	(0-1)		
4/27/92	L	3-4	4/25/88	W	11-2	Home: 33-5 Away: 22-5			3/24/13	W	4-0	4/12/03	L	3-4	Neutral: 0-1		
4/6/93	L	3-4 *	3/18/90	L	0-3 *	Neutral: 3-0			4/6/14	L	1-3 *	4/13/03	L	3-7	3/8/08 L 4-5 #		
4/6/93	L	5-7 *	4/8/90	W	3-1 #	3/18/94	W	11-0	4/6/14	L	3-4 *	5/8/03	L	0-4 +	Troy		
4/5/94	L	3-6	3/21/91	W	3-0 *	3/18/94	W	12-1	4/3/15	W	7-2	4/9/04	L	0-7	(0-2)		
4/5/94	L	5-10	3/21/91	W	10-3 *	4/13/94	W	18-0 *	3/26/16	W	7-2 *	4/10/04	W	3-1	Neutral: 0-1		
3/24/95	L	2-3 (10)	4/23/91	W	5-4 *	3/18/95	W	7-1	3/26/16	W	9-0 *	5/13/04	W	3-0 # +	3/8/08 L 4-5 #		
3/30/95	L	3-11	4/23/91	W	8-1 *	4/2/95	W	10-0 *	2/11/17	W	9-1 #	4/23/05	L	3-6 *	Troy		
3/30/95	L	4-9	Tennessee State			(58-10)			4/29/17	W	5-3	4/24/05	L	1-5 *	(0-2)		
5/1/96	L	0-3 *	Home: 33-5 Away: 22-5			Neutral: 3-0			4/29/17	W	4-1	4/24/05	L	2-3 *	Neutral: 0-2		
5/1/96	W	8-1 *	3/18/94	W	11-0	4/2/95	W	10-0 *	Tennessee State			4/29/06	L	0-1	5/10/96 L 0-3 #		
3/1/97	L	0-8 #	3/18/94	W	12-1	4/2/95	W	10-2 *	(58-10)			4/29/06	L	1-9	5/10/96 L 0-1 #		
3/22/97	W	5-3	4/13/94	W	9-1 *	4/5/96	W	7-1 *	Home: 33-5 Away: 22-5			4/30/06	L	1-2			
3/22/97	L	2-4	3/18/95	W	16-1	Neutral: 3-0											

Southeast Missouri State REDHAWKS

SERIES RESULTS

Truman State (8-12)			UT Martin (63-46)			Valparaiso (1-5)			Wichita State (1-0)		
Home: 2-2 Away: 1-3			Home: 30-17 Away: 26-22			Home: 0-1 Neutral: 1-4			Away: 1-0		
Neutral: 5-7			Neutral: 7-7								
4/7/79	L	6-7 #	3/25/86	W	11-0	3/18/92	L	7-8 #	1982	W	4-0
4/7/79	L	3-6 #	3/25/86	W	10-3	3/11/93	L	1-2 #	William Woods (2-3)		
4/24/80	L	2-4 #	4/3/86	W	7-0 *	3/9/94	L	0-2 #	Home: 0-2 Away: 2-1		
4/10/82	L	1-4 *	4/3/86	W	10-5 *	3/13/04	L	5-6 *	1981	W	2-1
5/1/82	W	5-1 #	3/14/89	W	6-1	2/27/16	W	3-2 #	1981	W	3-1
4/17/83	L	3-4 *	3/14/89	L	2-4	3/10/17	L	6-8 #	1982	L	0-10
4/7/84	W	3-2 *	4/11/89	W	2-0 *	Vermont (1-0)			4/15/84	L	0-1 *
4/28/84	W	4-0 *	4/11/89	W	4-3 *	Neutral: 1-0			4/20/85	L	0-1 *
4/12/85	W	1-0 #	3/14/90	W	6-2	3/19/04	W	2-1 #	Williams Baptist (2-0)		
4/26/85	L	0-1 #	3/14/90	W	4-0	Wayne State (2-5)			Home: 2-0		
4/27/85	L	1-2 #	4/4/90	W	4-3 *	Neutral: 2-5			4/22/11	W	4-1 *
4/12/86	L	0-1 #	4/4/90	W	11-7 *	3/29/85	W	6-2 #	4/22/11	W	5-2 *
4/14/86	W	3-2 #	4/8/90	L	1-4 #	4/5/86	L	1-5 #	Winthrop (0-1)		
4/26/86	L	1-2 !	3/19/91	L	0-1	4/3/87	L	2-3 #	Away: 0-1		
4/12/87	W	6-0 #	3/19/91	L	0-4	3/31/89	L	1-10	3/16/03	L	1-4
4/20/87	L	2-3 #	4/2/91	W	9-1	4/7/90	L	1-4 #	Wisconsin (0-2)		
4/9/88	L	0-2 #	4/2/91	W	4-0	3/15/91	W	3-1 #	Away: 0-1 Neutral: 0-1		
4/22/88	L	0-1	3/24/92	L	0-1	4/13/91	L	1-2 #	3/25/83	L	2-3
4/17/89	W	7-5	3/24/92	W	2-1	Western Carolina (0-1)			3/23/01	L	0-9 #
4/19/91	W	6-5	4/14/92	L	4-5 *	Neutral: 0-1			Wright State (1-0)		
Tulsa (0-1)			4/14/92	W	7-1 *	2/26/16	L	0-8 #	Home: 1-0		
Neutral: 0-1			4/24/92	W	5-0 *	Western Illinois (0-2-1)			3/22/05	W	10-6 *
3/17/17	L	0-6 #	3/29/93	W	6-0	Away: 0-1 Neutral: 0-1-1			Xavier (1-0)		
UMKC (6-4)			4/20/93	W	3-2 *	3/25/83	L	0-4	Neutral: 1-0		
Home: 1-0 Neutral: 5-4			4/20/93	W	4-3 *	3/2/97	T	4-4 #	4/20/84	W	3-1 #
3/5/05	W	5-2 *	3/22/94	W	8-0	2/24/12	L	4-12 #	Yale (2-0)		
3/4/06	W	4-0 #	3/22/94	L	5-6	Western Kentucky (2-6)			Neutral: 2-0		
3/4/07	L	0-6 #	4/19/94	W	2-0 *	Home: 0-1 Away: 0-4			3/17/98	W	6-1 #
3/6/09	W	10-3 #	4/19/94	L	0-2 *	Neutral: 2-1			3/16/05	W	3-0 #
2/13/10	W	6-4 #	3/22/95	W	3-0	3/24/00	W	8-1 #	* - Game played in Cape		
3/5/10	L	1-7 #	3/22/95	W	2-1	3/3/01	L	1-10 #	Girardeau, Mo.		
3/4/12	L	2-5 #	4/25/95	L	4-6 *	3/6/04	L	0-10	# - Game played at		
3/6/16	L	0-9 #	4/25/95	W	3-1 *	3/19/07	L	8-10	neutral site		
3/4/17	W	4-2 #	3/10/96	W	5-0 #	3/20/07	L	1-3	\$ - NCAA Tournament		
3/17/17	W	10-0 #	4/10/96	W	5-3	2/25/11	L	5-8 #	Game		
UNC Greensboro (2-2)			4/10/96	W	7-0	3/21/13	L	3-10	! - MIAA Tournament		
Neutral: 2-2			4/16/96	W	7-0 *	2/28/16	W	8-3	+ - OVC Tournament		
3/12/93	L	0-4 #	4/16/96	W	11-1 *	Western Michigan (1-0)					
3/7/94	W	2-1 #	5/4/96	W	1-0 # +	Neutral: 1-0					
3/9/95	W	10-9 #	3/26/97	W	4-0 *	3/9/88	W	9-0 #			
3/14/03	L	2-8 #	3/26/97	W	7-2 *	West New England (1-0)					
UNC Wilmington (1-0)			5/3/97	W	2-1 # +	Neutral: 1-0					
Neutral: 1-0			3/28/98	W	2-0 #	3/8/87	W	13-1 #			
3/10/94	W	8-0 #	4/14/98	W	8-0						
UT Arlington (0-1)			4/14/98	L	0-2						
Neutral: 0-1			4/6/99	W	8-0 *						
2/17/17	L	1-5 #	4/6/99	W	12-5 *						
			5/1/99	W	5-0 +						
			4/11/00	L	0-3 *						
			4/11/00	W	4-0 *						
			5/2/00	W	8-2						
			5/2/00	W	1-0						
			4/10/01	W	2-0 *						
			4/10/01	W	11-3 *						
			4/25/01	W	3-2						
			4/25/01	W	5-2						
			4/16/02	L	1-2						
			4/16/02	W	3-2						
			Utah (0-1)								
			Neutral: 0-1								
			3/16/00	L	5-16 #						
			Utah State (0-1)								
			Neutral: 0-1								
			3/19/00	L	1-2 #						

Southeast Missouri State

REDHAWKS

SERIES RECORDS

Opponent	W	L	T	First Meeting	Last Meeting	Evansville	42	33	0	1982	Mar. 20, 2014
Akron	2	0	0	Apr. 18, 1986	Mar. 11, 2001	Fairfield	3	0	0	Mar. 6, 1989	Mar. 15, 1996
Alabama A&M	3	0	0	Feb. 23, 2007	Mar. 11, 2017	Florida Atlantic	1	1	0	Mar. 9, 1995	Mar. 8, 2008
Alabama State	1	2	0	Feb. 13, 2015	Mar. 12, 2017	Florida Gulf Coast	0	1	0	Mar. 7, 2008	Mar. 7, 2008
Alcorn State	4	0	0	Feb. 24, 2006	Feb. 25, 2017	Florida Southern	2	7	0	May 8, 1987	May 12, 1991
American International	1	0	0	Mar. 14, 1991	Mar. 14, 1991	Florissant Valley	2	0	0	1981	1981
Appalachian State	0	1	0	Feb. 20, 2010	Feb. 20, 2010	Fordham	1	1	0	Mar. 16, 1998	Mar. 20, 2004
Arkansas-Pine Bluff	1	0	0	Feb. 22, 2008	Feb. 22, 2008	Fort Wayne	2	0	0	Feb. 19, 2010	Mar. 10, 2010
Arkansas	1	5	0	Mar. 13, 2010	Apr. 6, 2016	Furman	1	0	0	Apr. 14, 1995	Apr. 14, 1995
Arkansas State	5	0	0	Apr. 14, 1984	Apr. 19, 1986	Gardner-Webb	1	0	0	Mar. 16, 2002	Mar. 16, 2002
Army	2	2	0	Mar. 11, 1987	Mar. 9, 1989	George Mason	3	0	0	Apr. 16, 1994	Mar. 16, 2005
Ashland	2	0	0	Mar. 9, 1987	Mar. 10, 1988	George Washington	1	0	0	Mar. 15, 2005	Mar. 15, 2005
Austin Peay	69	21	0	Mar. 3, 1989	Apr. 8, 2017	Georgia College	2	0	0	Mar. 3, 1990	Mar. 3, 1990
Ball State	2	3	0	Mar. 30, 1984	Feb. 26, 2016	Georgia State	1	0	0	Mar. 3, 1992	Mar. 3, 1992
Barry University	1	0	0	May 13, 1989	May 13, 1989	Georgia Tech	2	1	0	Apr. 14, 1995	Mar. 14, 2017
Belleville Junior College	2	0	0	1982	1982	Grambling State	7	0	0	Feb. 10, 2012	Feb. 15, 2015
Belmont	12	12	0	Mar. 5, 2004	May 1, 2017	Grand Valley State	6	1	0	Apr. 5, 1986	Mar. 7, 1990
Benedictine	1	0	0	1981	1981	Grandview	1	0	0	1981	1981
Bethune-Cookman	1	1	0	Mar. 7, 2008	Mar. 9, 2008	Green Bay	3	1	0	Mar. 11, 1993	Mar. 16, 1998
Birmingham Southern	0	1	0	Mar. 16, 2002	Mar. 16, 2002	Greenville	0	1	0	Apr. 4, 1986	Apr. 4, 1986
Bloomsburg	0	3	0	Mar. 6, 1988	Mar. 10, 1990	Hawai'i	0	1	0	Mar. 15, 1997	Mar. 15, 1997
Boston College	0	1	0	Mar. 13, 1992	Mar. 13, 1992	Harvard	1	1	0	Mar. 7, 1999	Mar. 24, 2000
Bowling Green	0	2	0	Mar. 7, 2013	Mar. 9, 2013	Houston Baptist	2	1	0	Feb. 14, 2014	Feb. 13, 2016
Bradley	4	3	0	Apr. 12, 1980	Mar. 10, 2007	Illinois-Chicago	1	4	0	Mar. 31, 1984	Mar. 3, 2001
Buffalo	1	0	0	Feb. 19, 2017	Feb. 19, 2017	Illinois State	1	4	0	Mar. 14, 1997	Mar. 11, 2010
California	0	2	0	Mar. 14, 1997	Mar. 23, 2001	Indiana	1	1	0	Mar. 2, 1997	Mar. 9, 2001
California (Pa.)	0	1	0	Mar. 16, 1991	Mar. 16, 1991	Indiana (Pa.)	1	0	0	Mar. 11, 1991	Mar. 11, 1991
Campbell	1	0	0	Mar. 10, 1994	Mar. 10, 1994	Indiana State	14	6	0	Apr. 23, 1983	Mar. 18, 2015
Centenary	1	1	0	Feb. 14, 2009	Feb. 15, 2009	Iona	0	1	0	Mar. 17, 2004	Mar. 17, 2004
Central Arkansas	2	2	0	Feb. 25, 2007	Feb. 14, 2016	Iowa	1	0	0	1981	1981
Central Iowa	1	0	0	1982	1982	Iowa State	3	3	0	Apr. 3, 1981	Feb. 17, 2008
Central Methodist	1	0	0	1982	1982	IUPUI	7	3	0	Mar. 13, 1987	Mar. 10, 2013
Central Michigan	1	2	0	1981	1982	Jackson State	7	2	0	Feb. 14, 2008	Feb. 12, 2017
Central Missouri	13	8	0	May 8, 1981	May 11, 1991	Jacksonville State	3	38	0	Mar. 15, 2002	Mar. 26, 2017
Central Oklahoma	1	2	0	1982	Mar. 25, 1984	Jarvis Christian	1	0	0	Feb. 11, 2017	Feb. 11, 2017
Chapman	0	1	0	Mar. 13, 1991	Mar. 13, 1991	Kansas	0	4	0	Mar. 19, 1999	Mar. 19, 2017
Charleston Southern	1	0	0	Mar. 7, 1992	Mar. 7, 1992	Kennesaw State	0	1	0	Mar. 15, 2017	Mar. 15, 2017
Charlotte	0	1	0	Apr. 16, 1994	Apr. 16, 1994	Kent State	0	1	0	Mar. 11, 2001	Mar. 11, 2001
Chattanooga	0	1	0	Apr. 20, 1996	Apr. 20, 1996	Kentucky	2	0	0	Feb. 28, 1998	Mar. 10, 2001
Cleveland State	1	1	0	Mar. 18, 2004	Mar. 13, 2005	Kentucky Wesleyan	4	0	0	Apr. 15, 1984	Apr. 19, 1985
Colgate	2	1	0	Mar. 15, 1998	Mar. 13, 2005	Lake Superior State	3	0	0	Mar. 29, 1985	Mar. 8, 1990
College of Charleston	1	1	0	Mar. 19, 2002	Mar. 19, 2002	Lamar State	1	1	0	Mar. 12, 1985	Mar. 12, 1985
Colorado State	0	1	0	Mar. 18, 2004	Mar. 18, 2004	LaSalle	1	0	0	Mar. 18, 1993	Mar. 18, 1993
Columbia	0	1	0	Mar. 14, 2005	Mar. 14, 2005	Lewis College	5	2	0	Mar. 27, 1986	Mar. 4, 1990
Cornell	0	1	0	Mar. 20, 2004	Mar. 20, 2004	Liberty	1	0	0	Mar. 20, 1998	Mar. 20, 1998
Creighton	2	5	0	Mar. 5, 1995	Mar. 5, 2000	Lincoln	11	1	0	1982	Apr. 17, 1989
Culver-Stockton	0	1	0	1982	1982	Lipscomb	2	5	0	Mar. 4, 2003	Feb. 22, 2014
DePaul	0	4	0	May 8, 1997	May 7, 1998	Lock Haven	1	1	0	Mar. 8, 1988	Mar. 15, 1991
Detroit	3	1	0	Mar. 10, 1989	Feb. 22, 2013	Longwood	1	1	0	Mar. 11, 2008	Mar. 11, 2008
Drake	0	1	0	Mar. 8, 2003	Mar. 8, 2003	Louisiana	0	3	0	Apr. 17, 1994	Feb. 13, 2016
East Carolina	1	2	0	Apr. 15, 1994	May 21, 1999	Louisiana-Monroe	3	7	0	Feb. 17, 2008	Feb. 13, 2015
Eastern Illinois	41	36	0	Apr. 26, 1983	Apr. 1, 2017	Louisiana Tech	1	3	0	Apr. 16, 1994	Feb. 12, 2016
Eastern Kentucky	37	33	0	Apr. 4, 1993	Apr. 23, 2017	Louisville	1	1	0	Mar. 17, 2000	Mar. 10, 2011
Elmhurst College	2	0	0	Mar. 26, 1986	Mar. 26, 1986	Loyola-Chicago	5	5	0	Mar. 7, 1993	Mar. 9, 2017
Elon	0	2	0	Mar. 18, 2009	Mar. 18, 2009	LSU	0	1	0	Mar. 18, 2017	Mar. 18, 2017
Emporia State	2	0	0	Mar. 12, 1986	Mar. 12, 1986	Maine	3	2	0	Mar. 10, 1992	Mar. 12, 1996

Southeast Missouri State REDHAWKS

SERIES RECORDS

Manhattan	1	0	0	Mar. 17, 1998	Mar. 17, 1998	St. Cloud State	0	1	0	Mar. 7, 1990	Mar. 7, 1990
Marshall	1	1	0	Mar. 17, 2003	Mar. 17, 2003	Saint Joseph's	1	0	0	Mar. 6, 1989	Mar. 6, 1989
McKendree College	3	1	0	1981	May 1, 1989	Saint Louis	68	28	0	1981	Mar. 5, 2017
McNeese State	0	1	0	Feb. 19, 2010	Feb. 19, 2010	Saint Peter's	1	0	0	Mar. 12, 2005	Mar. 12, 2005
Memphis	2	7	0	Mar. 23, 2006	Feb. 23, 2014	Samford	6	12	0	Apr. 15, 1995	Feb. 23, 2013
Meramec-St. Louis	1	1	0	1982	1982	Sam Houston State	0	5	0	Mar. 10, 1985	May 9, 1986
Mercer	1	0	0	Mar. 24, 2001	Mar. 24, 2001	San Jose State	0	1	0	Mar. 18, 1999	Mar. 18, 1999
Miami (Ohio)	0	1	0	Feb. 24, 2012	Feb. 24, 2012	Siena	1	0	0	Mar. 7, 2003	Mar. 7, 2003
Middle Tennessee	29	17	0	Apr. 13, 1993	Feb. 17, 2017	SIU Edwardsville	22	36	0	1981	Apr. 14, 2017
Mineral Area CC	1	0	0	1982	1982	South Alabama	0	2	0	Feb. 25, 2011	Feb. 14, 2016
Minnesota-Duluth	1	0	0	1981	1981	Southeastern Louisiana	2	2	0	Feb. 27, 2015	Feb. 18, 2017
Mississippi	2	7	0	Mar. 6, 2001	Feb. 27, 2011	Southern Illinois	23	68	1	Apr. 2, 1977	Apr. 12, 2017
Mississippi Women's	3	1	0	Apr. 17, 1987	Apr. 18, 1990	Southern Indiana	17	2	0	Apr. 18, 1984	Apr. 23, 1991
Mississippi State	1	5	0	Apr. 14, 1984	Feb. 24, 2013	Southwest Baptist	5	7	0	Apr. 6, 1987	Apr. 16, 1991
Mississippi Valley State	0	1	0	Feb. 8, 2013	Feb. 8, 2013	Southwest Louisiana	0	2	0	Apr. 17, 1994	Apr. 14, 1995
Missouri	5	31	0	Apr. 18, 2017	Mar. 11, 2015	Stephen F. Austin	1	2	0	Mar. 11, 1986	May 9, 1986
Missouri Baptist	4	0	0	Apr. 30, 1985	Apr. 30, 2014	Syracuse	0	1	0	Mar. 25, 2000	Mar. 25, 2000
Missouri Southern	4	4	0	1981	Apr. 27, 1991	Tarkio College	2	0	0	Mar. 17, 1986	Mar. 17, 1986
Missouri State	8	27	0	1981	Mar. 4, 2017	Temple	4	1	0	Mar. 9, 1992	Mar. 7, 1995
Missouri-St. Louis	27	15	0	1978	Mar. 15, 2014	Tennessee State	58	10	0	Mar. 18, 1994	Apr. 29, 2017
Missouri S&T	16	4	0	Apr. 29, 1982	Apr. 26, 1991	Tennessee Tech	40	48	0	Apr. 3, 1992	Mar. 25, 2017
Missouri Western	3	0	0	1981	Apr. 12, 1991	Texas A&M	0	1	0	Apr. 11, 1992	Apr. 11, 1992
Morehead State	57	21	0	Apr. 22, 2017	Apr. 24, 2016	Texas A&M-Corpus Christi	1	0	0	Mar. 18, 2000	Mar. 18, 2000
Murray State	7	15	0	Apr. 17, 2010	Apr. 9, 2017	Texas Woman's	0	1	0	1981	1981
Nebraska	0	2	0	Mar. 18, 1999	Mar. 17, 2000	Toledo	0	1	0	Mar. 14, 2003	Mar. 14, 2003
Nebraska-Omaha	1	1	0	Apr. 1, 1989	Mar. 18, 2017	Towson	0	1	0	Mar. 8, 2008	Mar. 8, 2008
Nebraska Wesleyan	0	1	0	1982	1982	Troy	0	2	0	May 10, 1996	May 10, 1996
Nicholls State	0	3	0	1982	Feb. 23, 2013	Truman State	8	12	0	Apr. 7, 1979	Apr. 19, 1991
North Carolina A&T	3	0	0	Mar. 7, 1992	Mar. 17, 2009	Tulsa	0	1	0	Mar. 17, 2017	Mar. 17, 2017
North Dakota	0	1	0	1981	1981	UMKC	6	4	0	Mar. 5, 2005	Mar. 17, 2017
North Dakota State	0	1	0	Mar. 18, 2014	Mar. 18, 2014	UNC Greensboro	2	2	0	Mar. 12, 1993	Mar. 14, 2003
Northern Colorado	1	0	0	Mar. 15, 2005	Mar. 15, 2005	UNC Wilmington	1	0	0	Mar. 10, 1994	Mar. 10, 1994
Northern Illinois	1	1	0	Mar. 1, 1998	Mar. 5, 2016	UT Arlington	0	1	0	Feb. 17, 2017	Feb. 17, 2017
Northern Iowa	8	5	0	Mar. 27, 1993	Feb. 25, 2012	UT Martin	63	46	0	Mar. 25, 1986	May 6, 2017
Northern Kentucky	3	2	0	Mar. 6, 1988	Mar. 8, 1990	Utah	0	1	0	Mar. 16, 2000	Mar. 16, 2000
Northwest Missouri	13	11	1	1981	Apr. 26, 1991	Utah State	0	1	0	Mar. 19, 2000	Mar. 19, 2000
Northwestern	1	1	0	Mar. 23, 1998	Mar. 23, 1998	Valparaiso	1	5	0	Mar. 18, 1992	Mar. 10, 2017
Northwestern State	2	3	0	Feb. 26, 2006	Feb. 9, 2013	Vermont	1	0	0	Mar. 19, 2004	Mar. 19, 2004
Ohio	0	1	0	Mar. 21, 1999	Mar. 21, 1999	Wayne State	2	5	0	Mar. 29, 1985	Apr. 13, 1991
Oklahoma	0	1	0	1981	1981	Western Carolina	0	1	0	Feb. 26, 2016	Feb. 26, 2016
Oklahoma Baptist	0	2	0	1982	1982	Western Illinois	0	2	1	Mar. 25, 1983	Feb. 24, 2012
Oklahoma State	0	2	0	1981	1981	Western Kentucky	2	6	0	Mar. 24, 2000	Feb. 28, 2016
Olivet College	1	0	0	Mar. 12, 1987	Mar. 12, 1987	Western Michigan	1	0	0	Mar. 9, 1988	Mar. 9, 1988
Oregon	0	1	0	Mar. 19, 1999	Mar. 19, 1999	West New England	1	0	0	Mar. 8, 1987	Mar. 8, 1987
Pittsburg State	4	4	0	1981	Apr. 16, 1991	Wichita State	1	0	0	1982	1982
Pittsburgh	0	1	0	Mar. 15, 2002	Mar. 15, 2002	William Woods	2	3	0	1981	Apr. 20, 1985
Portland State	1	0	0	Mar. 20, 1999	Mar. 20, 1999	Williams Baptist	2	0	0	Apr. 22, 2011	Apr. 22, 2011
Providence	1	0	0	Mar. 14, 1996	Mar. 14, 1996	Winthrop	0	1	0	Mar. 16, 2003	Mar. 16, 2003
Quincy	6	1	0	Apr. 17, 1987	Apr. 20, 1991	Wisconsin	0	2	0	Mar. 25, 1983	Mar. 23, 2001
Quinnipiac	1	0	0	Mar. 10, 1991	Mar. 10, 1991	Wright State	1	0	0	Mar. 22, 2005	Mar. 22, 2005
Radford	1	0	0	Mar. 11, 1994	Mar. 11, 1994	Xavier	1	0	0	Apr. 20, 1984	Apr. 20, 1984
Rider	0	1	0	Mar. 17, 2004	Mar. 17, 2004	Yale	2	0	0	Mar. 17, 1998	Mar. 16, 2005
Robert Morris	2	0	0	Mar. 9, 1992	Mar. 12, 1992						
Sacramento State	1	4	0	Mar. 16, 1999	Mar. 18, 2000	2018 Opponent					
Sacred Heart	2	1	0	Mar. 8, 1987	Mar. 12, 2005						
Saginaw Valley State	1	0	0	Mar. 29, 1985	Mar. 29, 1985						



 **YOUR
REDHAWKS**

**THIS IS
THE OVC**

Southeast Missouri State **REDHAWKS**

OVC HISTORY

Now in its 70th year, the Ohio Valley Conference continues to build on the success that has made it the nation's eighth-oldest NCAA Division I conference.

In May 2011 the Conference expanded for the second time in four years, adding Belmont University which began competition in the 2012-13 academic year. The addition of Belmont gave the OVC 12 members, the most the league has had at one time in its illustrious history. The move added a second team in the city of Nashville and was the first addition to the league since Southern Illinois University Edwardsville joined in 2008. Subsequently, the league has shown its stability over the past decade, seeing only one member institution depart over the past 17 years.

The 2009-10 school year saw a change in leadership as Beth DeBauche was named the seventh full-time Commissioner in league history on July 28, 2009. The last three commissioners of the OVC have moved onto jobs as the commissioner of the Big Ten, Big 12 and the Mid-American Conferences.

The OVC's proud history dates back to 1948, but seeds for the new league were actually planted in 1941. It was then that Roy Stewart, the athletics director at Murray State, Charles "Turkey" Hughes, the athletics director at Eastern Kentucky, and Kelly Thompson, the public relations director at Western Kentucky, first broached the idea of forming a new conference. Discussions were put on hold by World War II, but reemerged February 27-28, 1948 at the Kentucky Hotel in Louisville as the three original institutions combined with Morehead State, Louisville and Evansville to form the OVC.

In the 1950s, the OVC became a pioneer on a much more significant scale socially. During times of racial segregation, league member Morehead State became one of the first non-traditionally black mid-southern institutions to accept a black student. In 1958 Marshall Banks earned athletically-related aid at Morehead, which signed

a second black athlete, Howard Murphy, a year later. In 1961 Murphy earned all-conference recognition as a halfback in football. With racial barriers broken, the rest of the institutions in the league began to provide educational and athletic opportunities to African-Americans.

After Title IX legislation passed in 1972, women's athletics began a rebirth on the national scene as the NCAA began sponsoring and marketing women's sports. Recognizing the need to provide increased opportunities for female athletes, the OVC began formulating plans for women's athletics in 1975 and established women's championships in the sports of basketball, tennis and track in 1977, with cross country and volleyball added over the next four years. Those sports were initially governed by the Association of Intercollegiate Athletics for Women (AIAW), but the overall strength of women's programs in the league was demonstrated by the automatic bids the OVC instantly received when the NCAA became the governing body in 1982. The conference added women's golf and softball in 1994 and women's soccer in 1998.

Through the past 69 years, 15 teams have won or shared the league's football title. The list is led by Eastern Kentucky, winner of 21 outright or shared football crowns, which is tied for the most in Football Championship Subdivision history (with Massachusetts). Among OVC teams, former member Middle Tennessee is next with 11 titles, followed by Tennessee Tech with 10, and Murray State and former member Western Kentucky with eight apiece. Eastern Illinois has claimed seven football crowns and Jacksonville State has six, while Morehead State, Tennessee State and former members Evansville and East Tennessee State have captured two apiece. Austin Peay, Southeast Missouri, UT Martin and former member Youngstown State have one title apiece.

Murray State and Evansville tied for the initial football championship, and the Racers participated in the first-ever bowl game by an OVC

team, tying Sul Ross State 21-21 in the 1948 Tangerine Bowl. From 1948 to 1975, OVC teams played in 15 bowl games, winning eight of them. Eastern Kentucky and Western Kentucky were also participants in the NCAA Division II playoffs in the early and mid-1970s prior to the NCAA's reclassification of football programs into Division I-AA. The term "I-AA" lasted until the end of the 2006 season when it was changed to Division I Football Championship Subdivision (FCS).

The first Division I-AA/FCS football playoff was held in 1978 with only four teams, which is the only year through present day that the OVC did not field a playoff representative. In 1979, four of the nation's top teams were invited to the playoffs, and two of them - Eastern Kentucky and Murray State - were from the OVC. Murray dropped its semifinal game to Lehigh, but the Colonels nipped Nevada-Reno in double overtime and claimed the national championship a week later with a 30-7 victory over Lehigh. EKU was coached by former All-America quarterback Roy Kidd, who was in his 16th year at the helm of his alma mater and who skipped the Colonels to a second national title three years later. Following the 2002 season, Kidd retired after 39 years at EKU; upon retirement, he ranked sixth all-time among Division I coaches with 315 victories, earning him a spot in the College Football Hall of Fame. EKU's 21 FCS playoff appearances are the second most all-time (behind only Montana's 23 berths).

In addition to Kidd, other coaching legends in the OVC include Charles "Bubber" Murphy, who coached at Middle Tennessee from 1947-1968, Western Kentucky's Jimmy Feix (1968-83), Wilburn Tucker (1954-67) and Don Wade (1968-82) of Tennessee Tech, Bill Ferguson (1967-77) of Murray State, Guy Penny (1959-67) of Morehead State and Boots Donnelly (1977-78 at Austin Peay; 1979-1998 at Middle Tennessee). Following the 2011 season Eastern Illinois head coach Bob Spoo retired after 25 years at the school (the last 16 as members

of the OVC). In his time as an OVC coach he compiled 92 total victories (fifth-most in league history) and 68 OVC wins (fourth-most in league history) and was inducted into the OVC Hall of Fame in 2012. In 2016 former Murray State head coach Frank Beamer (1981-86) was inducted into the OVC Hall of Fame; he introduced his wide tackle six defense to the OVC and compiled a 43-23-2 record with the Racers before leaving for his alma mater Virginia Tech where he won 280 games in 29 seasons.

A sampling of former OVC football stars, some of whom were All-Americans during their collegiate careers before achieving stardom at the professional ranks, include Jim Youngblood and Larry Schreiber (Tennessee Tech), Phil Simms (Morehead State), Virgil Livers and Dale Lindsey (Western Kentucky), Myron Guyton and Chad Bratzke (Eastern Kentucky), Cortland Finnegan (Samford) and Tony Romo and Jimmy Garoppolo (Eastern Illinois). In 2008, former Tennessee State standout Dominique Rodgers-Cromartie became just the fourth NFL First Round draft pick in OVC history when he was selected 16th overall by the Arizona Cardinals. He would break into the starting lineup halfway through his rookie season and started at cornerback for the Cardinals in Super Bowl XLIII.

The 2007 season marked a return to scholarship football and the OVC for the Austin Peay Governors. Following the 1996 season the Governors dropped scholarship football and competed as both an independent (1997-00, 2006) and as a member of the Pioneer Football League (2001-05).

The 2007 season also brought new vernacular to the Ohio Valley Conference and the division formerly known as I-AA. Beginning with the 2006 National Championship game the term I-AA was changed to NCAA Football Championship Subdivision (FCS) in a decision by the Division I Board of Directors. The new label was chosen to communicate in a positive and clear manner the unique differences between Division

Southeast Missouri State **REDHAWKS**

OVC HISTORY

I football categories (chiefly, the post-season opportunity) while still defining them within the Division I experience. The FCS includes programs that compete in an effort to participate in the NCAA championship postseason structure (one of 90 NCAA national championships) as opposed to the Football Bowl Subdivision (FBS) which competes in an effort to participate in the postseason bowl system (the 40 NCAA-licensed events which includes the College Football Playoff).

In 2010 Southeast Missouri State, picked to finish seventh in the preseason poll, compiled a 7-1 Conference record on the way to its first OVC Championship since joining the league in 1991. Overall the Redhawks were 9-2 during the regular season and earned a berth in the FCS Playoffs, its first playoff berth at any level in the program's 104-year history. Southeast would lose to eventual national champion Eastern Washington in the second round of the playoffs. Head coach Tony Samuel capped the year by winning the Sports Network's Eddie Robinson Award, given to the National Coach of the Year. Samuel was the second OVC coach to win the award (joining Murray State's Houston Nutt who won the award in 1995).

For only the second time in league history in 2011, three teams shared the OVC football championship, as Eastern Kentucky, Jacksonville State and Tennessee Tech finished with 6-2 records. The only other time in league history more than two champions were crowned at the end of the year was 1962 (when four teams shared the crown).

In 2012 Eastern Illinois became just the fourth football team in OVC history to go from worst-to-first in winning the OVC Championship. The Panthers were led by head coach Dino Babers who became just the fourth first-year head coach to win an OVC Championship (joining Boots Donnelly in 1977, Jason Simpson in 2006 and Dean Hood in 2008 – Jacksonville State head coach John Grass would become the fifth coach to achieve that feat

in 2014). During the year Eastern Illinois junior wide receiver Erik Lora shattered the FCS single-season receptions record, hauling in 136 passes in 12 games; that mark was 13 more than the previous NCAA record and 44 more than the previous OVC mark.

In 2013 Eastern Illinois repeated as OVC Champions behind Walter Payton Award winner Jimmy Garoppolo. The quarterback became just the second OVC player to earn the National Player of the Year Award, joining former EIU signal caller Tony Romo (2002). Garoppolo passed for 5,050 yards (second most in NCAA single-season history) and 53 touchdowns (fourth in NCAA history) in leading the Panthers to a 12-2 record and berth to the quarterfinals of the FCS Playoffs. Garoppolo was drafted by the New England Patriots in the second round of the 2014 NFL Draft, becoming just the fifth OVC player selected in that round and just the fifth OVC quarterback ever selected (and first since 1998). Garoppolo was a part of Patriots teams that won Super Bowls in 2015 and 2017.

The 2013 season saw the OVC snap a 19-game playoff losing streak dating back to the 2000 season. Tennessee State shutout Butler (marking the first OVC road playoff victory since 1986) to snap the streak while later that day Jacksonville State smashed Samford in the first round. A week later Eastern Illinois beat Tennessee State while Jacksonville State won at McNeese State to each advance to the quarterfinals; that marked the first time the OVC put two teams in the quarterfinals in the same season since 1991. Overall the four total playoff wins in the same season established a new OVC record.

In 2015 Jacksonville State ascended to No. 1 in both major Top 25 polls, becoming the first OVC team to be ranked No. 1 since the 1999 season. The Gamecocks would go on to complete its second-straight 8-0 Conference mark and won three playoff games to become the first OVC team to advance to the Division I National Championship Game since 1982 (Eastern Kentucky). JSU lost to

North Dakota State in the title game but finished the year 13-2 overall and ranked No. 2 in the final Top 25 polls. Head coach John Grass became the first OVC coach honored as the AFCA National Coach of the Year while quarterback Eli Jenkins was named the FCS ADA National Quarterback of the Year, finishing the year with 2,788 passing and 1,161 rushing yards (one of just three Division I quarterbacks – FBS or FCS - to achieve those numbers during the year).

Jenkins would conclude his career in 2016 with 3,796 rushing yards, the seventh-most ever by a FCS quarterback. Jenkins, who was named OVC Male Athlete of the Year in back-to-back seasons, capped his career with 11,448 yards of total offense, second-most in OVC history (behind only Garoppolo).

Football wasn't the only sport in which the OVC was quickly gaining respect. In 1955, the OVC became only the second six-member league nationally to earn an automatic bid to the prestigious NCAA Men's Basketball Tournament, which, at that time, was limited to only 24 participants. The Conference quickly proved worthy of that bid, as Morehead State defeated Marshall (107-92) and Wayne State (95-84) in the 1956 tournament.

Fifteen years later, former OVC member Western Kentucky became the first and only Conference team to reach the Final Four. The Hilltoppers defeated Jacksonville, Kentucky and Ohio State before losing to Villanova in double overtime in the national semifinals. WKU went on to finish in third place after beating Kansas 77-75 in the consolation game.

Since that time, the OVC has recorded some of the biggest upsets in the history of the NCAA Tournament. Perhaps the most famous moment came in 1987, when Austin Peay came from fourth place in the regular season to win the OVC Tournament and earn the league's automatic bid. The Governors drew powerful Illinois, and were such big underdogs, that ESPN broadcaster Dick Vitale promised to stand on his head if

APSU won the game. After a 68-67 victory over the Illini, and a narrow 90-87 overtime loss to eventual Final Four participant Providence in the second round, Vitale made good on his promise in a visit to Clarksville two months later.

Murray State added to the OVC's string of upsets in 1988 when it knocked off 14th-ranked North Carolina State, 78-75. The Racers' M&M Boys - Jeff Martin and Don Mann - combined for 39 points in the win. MSU nearly went on to the Sweet 16 that year, losing to eventual national champion Kansas, 61-58. A bank shot by Mann that would've given the Racers a one-point lead rolled off the rim with three seconds left. In 1990 as a No. 16 seed, Murray State took No. 1 seed Michigan State into overtime before falling 75-71; that game still marks the closest a No. 16 seed has come to knocking off a No. 1 in men's tournament action. More recently, Murray State has dominated the OVC Tournament, reaching the championship game every year in the 1990's. The Racers' 15 OVC Tournament Championships are the most among all OVC schools.

After former member Middle Tennessee State won a first round game in 1989, the league had a drought as no other OVC team won a NCAA Tournament game for the next 19 years. But Morehead State, coming off a thrilling double overtime OVC Tournament victory over Austin Peay, topped Alabama State 58-43 in the 2009 Opening Round game at University of Dayton Arena in Dayton, Ohio. The game was played in front of an Opening Round record crowd of 11,346 and included many MSU fans who made the three-hour drive from Morehead for the game.

In 2009-10, Murray State made OVC history by winning a record 31 games (31-5) on its way to the league's regular season and tournament championships. In the first round of the NCAA Tournament, the No. 13 seed Racers topped Vanderbilt in thrilling fashion when senior Danero Thomas hit a jumper as time expired to lift MSU to a 66-65 victory. It marked

Southeast Missouri State REDHAWKS

OVC HISTORY

the first OVC team to advance to the second round of the NCAA Tournament since 1989, and snapped a skid of 71-straight losses to Southeastern Conference foes (dating back to 2000-01). In the second round, the Racers pushed eventual national runner-up Butler to the brink before losing 54-52.

In 2010-11 Morehead State would make it three NCAA Tournament wins in as many years for the league and got a bit of revenge for the 2009 tournament loss to Louisville in the process. After finishing second in the regular season and winning the OVC Tournament Championship, the No. 13 seeded Eagles were shipped to Denver to play the in-state foe Cardinals. MSU jumped out to a 15-2 advantage but were down four points (61-57) with just over a minute to play in regulation. After two free throws from two-time OVC Player of the Year Kenneth Faried, the Eagles held for one final shot attempt and senior Demonte Harper pulled up off a cross-over dribble to nail a 3-pointer with 4.3 seconds left that gave Morehead State a 62-61 lead. UofL had one last attempt but Faried blocked the Cardinals last shot, giving MSU the win, its first over Louisville since the 1956-57 season.

In 2011-12 Murray State put together one of the greatest seasons in OVC history, beginning the year 23-0 (an all-time OVC best) and being ranked as high as No. 7 in the coaches poll on Feb. 6. The squad was the first OVC team to be nationally-ranked since Murray State was ranked in 1997-98; in addition the top 10 ranking was the first for an OVC team since the 1970-71 campaign (WKU). The Racers would top nationally-ranked Memphis and Saint Mary's during the season and win the league's regular season and tournament championships. MSU earned a No. 6 seed in NCAA Tournament, the highest-ever seed for an OVC team since the NCAA began seeding the field in 1979. The Racers would top Colorado State 58-41 in the second round before falling to Marquette in the third round. Murray State would win 31 games overall, tying the OVC

all-time record the Racers set in 2009-10.

After the Murray State win in 2011-12, the league had won NCAA Tournament games in four-straight seasons, something that had never happened in league history (three-game winning streaks from 1960-62 and 1987-89 had been the previous best streaks). Over that time period (2009-12) the OVC was one of just nine conferences nationally to win a NCAA Tournament game in each season and one of only three non-BCS leagues (joining the Atlantic 10 and WCC) to do so.

In 2013-14 Murray State won five games to claim the CollegeInsider.com Postseason Tournament (CIT) and in the process became the first OVC men's basketball team to ever play games in the month of April.

The 2014-15 season saw five OVC men's basketball teams earn postseason bids, the most in league history, and a year later (2015-16) that number was eclipsed with six teams making national postseason tournaments. Entering 2017-18 OVC men's basketball teams have at least one national postseason tournament victory in nine-straight seasons, an all-time league record.

In 2007-08, UT Martin guard Lester Hudson became the first men's Division I player to record a quadruple-double in a game, when he registered 25 points, 12 rebounds, 10 assists and 10 steals in a victory over Central Baptist College. Hudson, who ranked fourth in scoring nationally as a junior, returned for his senior season in 2008-09 and was second nationally in scoring (behind Davidson's Stephen Curry) at 27.5 points a contest. Hudson earned numerous honors (including OVC Player of the Year and OVC Male Athlete of the Year in each 2008 and 2009 and All-American status from several outlets) before being drafted by the Boston Celtics with the No. 58 pick of the 2009 NBA Draft.

During the 2010-11 year Faried, the nation's leading rebounder during the season, became the NCAA's Modern Era (since 1973) career rebounding leader, totaling 1,673 rebounds which passed Tim

Duncan for the record (he is 11th all-time in NCAA history). Faried also finished his career with 86 double-doubles, second all-time to only Duncan. He is one of only six players in NCAA history to finish with 2,000-plus career points (2,009) and 1,600-plus career rebounds. Faried was drafted 22nd overall by the Denver Nuggets in the 2011 NBA Draft, becoming the first OVC player selected in the first round since Tennessee State's Carlos Rogers 1994.

Murray State guard Isaiah Canaan, a first-team All-American in 2011-12, capped his illustrious career in 2012-13 by becoming just the 17th player in OVC history to score 2,000 or more career points. Canaan, who was a key part of Murray State NCAA Tournament victories in both 2010 and 2012, earned a pair of OVC Player of the Year honors (2012 and 2013) during his career as well as being named OVC Freshman of the Year (2010), OVC Tournament MVP (2010) and OVC Male Athlete of the Year (2012). He was drafted by the Houston Rockets with the 34th overall pick (No. 2 pick of the second round) of the 2013 NBA Draft.

In 2014-15 Murray State became just the fifth OVC men's team to complete a perfect Conference season (16-0). The Racers were led by sophomore Cameron Payne who was named OVC Men's Basketball Player of the Year, OVC Male Athlete of the Year and earned third-team All-American honors from CBSSports.com. Following the season Payne declared for the NBA Draft, becoming the first sophomore in OVC history to do so and one of just four OVC players all-time to enter and stay in the draft with eligibility remaining. Payne was selected in the lottery by the Oklahoma City Thunder (pick No. 14 overall), making him just the ninth First Round NBA Draft pick in OVC history.

Austin Peay made history in winning the 2016 OVC Men's Basketball Tournament as the Governors became the first No. 8 seed to claim the championship. APSU had to win its two regular season games just to qualify for

the event and then won four games in four days to capture its fifth tournament crown. Along the way the Gobs topped a No. 5 seed, No. 4 seed, No. 1 seed and No. 2 seed and were paced by MVP Chris Horton who averaged 22.5 points, 14.0 rebounds and 3.5 assists/game during the event including a 37-point, 21-rebound and 30-point, 16-rebounds performance during the run.

In 2016, former Belmont All-American and 2012-13 OVC Co-Player of the Year Ian Clark became the first former OVC player to advance to the NBA Finals since former Tennessee State star Anthony Mason played for the New York Knicks in 1994. Clark was part of a Golden State Warriors team that won a NBA record 73 regular season games but lost in Game 7 of the Finals. A year later, Clark was part of the Warriors team that topped Cleveland to win the 2017 NBA Championship, becoming the first OVC player to win the crown since 1970-71 (Murray State's Dick Cunningham and Western Kentucky's Greg Smith with the Milwaukee Bucks).

Belmont's Evan Bradds finished his career in 2016-17 with a 66.7 career field goal percentage, tops in OVC history and fourth all-time in Division I history. Bradds capped his career with back-to-back OVC Player of the Year awards in addition to being named 2016-17 OVC Co-Male Athlete of the Year.

Through its 69 years, 13 teams have won or shared the league's regular season men's basketball title. Murray State heads the list with a Conference-record 24 outright or shared basketball crowns. Other past champions include former member Western Kentucky (19), Morehead State (9), Austin Peay (8), Eastern Kentucky (6), Tennessee Tech (5), former member Middle Tennessee (5), Belmont (4), Tennessee State (2), former member East Tennessee State (2), Southeast Missouri State (1), UT Martin (1) and former member Akron (1).

Among the coaching greats in men's basketball have been Western Kentucky's E.A. Diddle, who retired

Southeast Missouri State **REDHAWKS**

OVC HISTORY

with 759 victories and 10 OVC titles; John Oldham, who was a member of the very first All-OVC squad and went on to win seven OVC crowns during his coaching tenure at Tennessee Tech and Western Kentucky; Paul McBrayer, who guided Eastern Kentucky to 219 wins and three OVC crowns; and Cal Luther, who is the only person in Conference history to win men's basketball Coach of the Year honors at two league schools - Murray State and UT Martin. Following the 2016-17 season, Austin Peay's Dave Loos retired as the winningest coach in OVC history (he passed Luther for that crown in 2009-10). Loos, a five-time OVC Coach of the Year, finished his career with 420 wins in 27 years at Austin Peay (including a 258-194 OVC record) and 502 total wins in 31 years as a head coach.

There have been an equal number of great players including Western Kentucky's Clem Haskins, who is the only three-time OVC Player of the Year. Several players have won OVC Player of the Year honors twice: Western Kentucky's Jim McDaniels (1969-70 and 1970-71), Murray State's Les Taylor (1971-72, 1972-73), Jeff Martin (1987-88, 1988-89), Popeye Jones (1989-90, 1990-91) and Marcus Brown (1994-95, 1995-96), Austin Peay's Otis Howard (1976-77, 1977-78), Middle Tennessee's Jerry Beck (1980-81, 1981-82), Akron's Joe Jakubick (1982-83, 1983-84), Tennessee State's Carlos Rogers (1992-93, 1993-94), UT Martin's Lester Hudson (2007-08, 2008-09), Morehead State's Kenneth Faried (2009-10, 2010-11) and Murray State's Isaiah Canaan (2011-12, 2012-13).

The OVC also has the honor of being the only conference to boast the nation's leaders in scoring, rebounding and assists all in one season. That feat was accomplished in 1991-92 by Morehead State's Brett Roberts (28.1 ppg), Murray State's Popeye Jones (14.4 rpg) and Tennessee Tech's Van Usher (8.8 apg).

This year the OVC will once again serve as host for the NCAA Division I Men's Basketball Championship

First and Second Rounds at Bridgestone Arena in Nashville. It will mark the fourth-time the OVC has served as hosts of the event (2000, 2005, 2012 and 2018).

Tennessee Tech has won or shared 18 regular-season women's basketball championships in addition to nine OVC Tournament crowns; both are tops in OVC history. UT Martin added its name to the list of championship by capturing its first OVC Tournament title in 2011 and also winning championships in 2012, 2013 and 2014. The Skyhawks became just the fourth team in OVC history (and first since Austin Peay from 2000-03) to win four-straight tournament titles. In 2016 Belmont won its first-ever OVC Tournament Championship, a feat it repeated in 2017.

Several coaches have made their mark in the history of OVC women's basketball. Former Tennessee Tech coach Marynell Meadors posted an amazing 363-139 (72.3%) record at Tech, becoming the first woman in NCAA or AIAW history to win 300 games at the same institution, while former Tennessee State skipper Teresa Phillips earned National Coach of the Year honors from USA Today in 1990 for turning around the Lady Tigers' program before going on to lead TSU to the NCAA Tournament in 1994 and 1995. Tennessee Tech coach Bill Worrell capped a stellar 20-year career in 2005-06 and was inducted into the OVC Hall of Fame in 2007; he compiled a 408-190 record while leading the Golden Eagles to an unprecedented 16 OVC regular-season titles and eight NCAA Tournament appearances, including five straight from 1989-93. Larry Joe Inman, who retired at the conclusion of the 2007-08 season and was inducted into the OVC Hall of Fame in 2009, won more than 100 games at both Middle Tennessee and Eastern Kentucky, and earned OVC Coach of the Year honors a record eight times - five times at EKU and three at MTSU. In 2012-13 Inman came out of retirement to take the Tennessee State job; in 2014-15 he led the Lady Tigers to its first OVC Tournament Championship since

1995. Inman once again retired following the 2016-17 season, with 545 career victories.

Many great players have graced the hardwood over the years, including former OVC Players of the Year Brooke Armistead and Gerlonda Hardin from Austin Peay, Pam Chambers, Jerilyn Harper, Cheryl Taylor, Angela Moorehead, Roschelle Vaughn, Diane Seng, Janet Holt and Emily Christian from Tennessee Tech; Morehead State's Donna Murphy, Priscilla Blackford and Chynna Bozeman; Eastern Kentucky's Kim Mays; Southeast Missouri's Gray C. Harris; Murray State's Ashley Hayes; and UT Martin's Heather Butler and Jasmine Newsome.

Morehead State center Brittany Pittman set new school, league and NCAA standards for blocked shots in 2008-09. Pittman swatted 164 shots during the season, setting a new NCAA single-season record (which has since been broken). During the campaign, only her second with the Eagles, she also set career block records for both Morehead State and the OVC (287).

In 2012-13 the UT Martin duo of Jasmine Newsome and Heather Butler finished fifth and sixth nationally among NCAA scoring leaders. Newsome, the 2012 and 2013 OVC Player of the Year, averaged 22.6 points per game on the way to All-American honors while Butler averaged 22.4 points per contest. Butler set a NCAA record during the season by connecting on a 3-pointer in her 80th-straight game.

In 2013-14 Butler and Newsome capped their brilliant careers by ranking first and second in scoring in OVC history. Butler, the 2013-14 OVC Female Athlete of the Year, finished her career with 2,865 points, which ranked first in OVC and 16th in NCAA history. She also finished her career with 392 career 3-pointers (which was tied for the most in NCAA history following her career but now ranks second) and scored in double figures in all 129 career games, which ranks fifth in NCAA history. Following the season Butler was signed by the WNBA's San Antonio Stars where

she became the first OVC player to make an active WNBA roster. Newsome capped her career with 2,566 points, second only to Butler in OVC history.

The league also had another historical moment in November 2008 when the NCAA awarded Nashville the 2014 NCAA Women's Division I Final Four. The OVC served as the host of the prestigious event, which is one of the biggest sporting events the city of Nashville can host. The event was held April 6 & 8 at Bridgestone Arena in downtown Nashville and was played in front of sold-out crowds for both the semifinals and championship as UConn topped Notre Dame in a battle of undefeated teams to win its ninth national title.

Over its 69 years, OVC teams have garnered national championships and bowl games in football, along with national team or individual titles in the sports of rifle, cross country, track and golf.

The OVC has also produced several Olympic athletes, including Murray State's Morgan Hicks, who was a member of the 2004 United States Olympic Rifle Team and Morehead State's Brian Shimer who competed in five Winter Olympics in bobsled (winning a bronze medal in 2002) and coached the 2010 United States bobsled team to its first gold medal since 1948. Former Morehead State football and Eastern Kentucky track and field athlete Dallas Robinson competed with the U.S. bobsled team during the 2014 Sochi Winter Olympics. In addition, some of the greatest players in professional sports were educated at OVC institutions. The list includes former greats such as football's Phil Simms (Morehead State), basketball's Clem Haskins (Western Kentucky) and Bubba Wells (Austin Peay) and two-sport star Steve Hamilton (Morehead State) to present-day standouts like basketball player Kenneth Faried (Morehead State), football players Tony Romo (Eastern Illinois) and Jimmy Garoppolo (Eastern Illinois) and baseball players A.J. Ellis (Austin Peay) and Shawn Kelley (Austin Peay). Hamilton is the only

Southeast Missouri State **REDHAWKS** OVC HISTORY

athlete to ever play in the NCAA Basketball Championship, a Major League Baseball World Series (New York Yankees) and a NBA Championship Series (Los Angeles Lakers).

The OVC's first volleyball tournament was held in 1981, the same year Eastern Kentucky began a string of six-straight tournament crowns. Former ECU skipper Dr. Geri Polvino compiled a 627-439 record in 32 seasons as head coach of the Colonels, earning OVC Coach of the Year honors eight times. More recently, former Austin Peay coach Cheryl Holt and former Southeast Missouri skipper Cindy Gannon also earned their peers' recognition multiple times with four awards each.

Throughout the last 34 years, 11 different teams have won an OVC regular-season or tournament volleyball crown. Since joining the league in 1991, Southeast Missouri has dominated the scene, winning seven of its eight regular-season titles during the 1990's, including five straight from 1993-97. The Redhawks have also won five tournament crowns (1994, 1996, 1998, 1999 and 2000). Jacksonville State won back-to-back OVC Tournament Championships (2005, 2006) including going through the OVC undefeated (16-0) in 2006 and winning a NCAA Tournament match in 2010, the league's first NCAA victory since 2000.

Following the 2007 season, Jacksonville State's Abbey Breit was named the OVC Offensive Player of the Year for the third-straight season, becoming the first player in OVC history to accomplish that feat. She was later joined by Murray State's Scottie Ingram who won three-straight awards from 2014-16. Four other individuals - Eastern Kentucky's Angela Boykins (1985-86), Morehead State's Dayle Hammtree (1988-89), Southeast Missouri's Tuba Meto (1996-97) and Morehead State's Amy Almond (2001-02) - were back-to-back winners of the award.

Morehead State won its fourth-straight OVC volleyball regular season championship in 2013. Over that four-year period (2010-13) the

Eagles compiled an impressive 67-3 league record.

In 2007, Eastern Kentucky's Jacob Korir won his fourth-straight Conference cross country title becoming just the third OVC student-athlete and 13th athlete nationally to accomplish that feat. Korir was a three-time All-American in cross country, earning two top-10 finishes at the NCAA Cross Country Championship. The Nairobi, Kenya, native was also named a track and field All-American twice during his career, was selected as the OVC Male Athlete of the Year in 2006-07 and received the NCAA post graduate scholarship in 2008.

In 2011 the Eastern Kentucky men's cross country earned a national ranking in the USTFCCCA poll, climbing to as high as No. 17; the ranking was the highest for an OVC team since the polls began in the early 1980s. The ECU men would qualify for the NCAA Championship, becoming the first OVC team to reach the national championship meet since 1980. Eastern Kentucky finished 26th overall at the event as junior Soufiane Bouchikhi was 47th in a field of 252 runners. On the women's side Eastern Kentucky senior Lydia Kosgei became the first ECU woman to ever qualify for the NCAA Championship and went on to finish 37th at the national meet to earn All-American honors.

A year later (2012) the ECU men's cross country team was ranked as high as No. 11 nationally and finished 24th at the NCAA Championship. Wade Meddles led the team with a 38th place finish at the event while Bouchikhi was 40th. In 2013 Eastern Kentucky placed 15th at the NCAA Championship, the highest national finish for an OVC team since 1980. Soufiane Bouchikhi capped his career by winning his fourth-straight OVC Championship and earning National Runner of the Week honors during the season. Bouchikhi finished 26th at the NCAA Championship in 2013, earning All-American honors for the second-straight season. In 2014 ECU qualified for its fourth-straight NCAA Championship and finished 23rd overall and in 2015 earned its

fifth-straight bid and finished 17th overall. ECU is only the second OVC team to ever qualify for five-straight NCAA Championships (ETSU being the other).

In 2016, Eastern Kentucky's Charlotte Imer finished 31st at the NCAA Championship, the second-highest finish ever by an OVC female (trailing only a 24th place finish by Samford's Lauren Blankenship in 2007).

In 2007 the Conference had two teams in the NCAA Women's Soccer Tournament for the first time in league history, as former OVC member Samford earned an at-large selection while Southeast Missouri was the Conference's automatic bid.

Former Austin Peay standout and 2012 OVC Soccer Player of the Year Tatiana Ariza represented her native country of Colombia in both the 2012 Summer Olympics in London (earning a start against the United States) as well as the 2015 FIFA Women's World Cup. In the 2015 event she assisted on the first World Cup goal in her country's history and in the following match helped her team to a 2-0 victory over France, giving Colombia its first-ever win at the event.

In 2016 SIUE turned in a major upset in the first round of the NCAA Division I Soccer Championship, advancing on penalty kicks 5-4 over No. 11-ranked Notre Dame. The Cougars became just the second OVC team to advance to the second round (joining Samford who topped Vanderbilt on penalty kicks in 2005).

For the first time under the current format, OVC men's golfers qualified for the NCAA National Championship in back-to-back years in 2013 and 2014. Austin Peay's Dustin Korte advanced from the regional to the national championship in 2013 (finishing 116th overall) while APSU's Marco Iten won the Auburn Regional in 2014 to qualify for the National Championship (finishing 55th). In 2015 OVC three individual men's golfers competed in the NCAA Regionals (one automatic berth and two at-large berths) in addition to the Eastern Kentucky team; the

three individuals were the most from the OVC to qualify in one year under the current format. The OVC also boasts three current PGA Tour professionals in Scott Stallings (Tennessee Tech), Josh Teater (Morehead State) and Danny Willett (Jacksonville State).

In April 2016 Willett won The Masters Championship in Augusta, Georgia. The former JSU standout, who was the 2006 OVC Freshman of the Year and the 2007 OVC Championship Medalist, entered the final round tied for fifth, three shots behind 2015 champion Jordan Spieth after rounds of 70-74-72. In the final round Willett fired a 5-under par round of 67 to finish at 283 (-5) and top the field by three shots. He became just the eighth player in Masters history to win the event in his first or second start and just the second Englishman to win the event.

In 2009 it was OVC softball that accomplished several firsts as UT Martin (tournament champion) and Jacksonville State (at-large) were each selected for the NCAA Championship. Jacksonville State would take it a step farther by winning the Knoxville Regional (beating No. 13 national seed Tennessee along the way) to become the first OVC softball program to advance to a Super Regional. Jax State would fall to No. 4 Alabama in that Super Regional but finished the season 43-16 (19-2 OVC) and ranked 21st nationally in the ESPN.com/USA Softball poll and 24th nationally in the USA Today/NFCA poll.

In 2016 the OVC Softball Championship was held at a neutral site for the first time, as it was played at Choccolocco Park in Oxford, Alabama.

The league's baseball presence has continued to evolve since its inception. The OVC baseball tournament moved to a neutral site for the first time in 2001 with Paducah, Kentucky and Brooks Stadium hosting the tournament in front of raucous crowds. The success of the tournament led to Jackson, Tennessee and The Ballpark at Jackson (the home of the Seattle Mariner's Class AA

OVC HISTORY

Southeast Missouri State REDHAWKS

affiliate) – hosting the event for the first time in 2010. The championship moved to Choccolocco Park in Oxford, Alabama in 2017.

The OVC also has made a statement in the NCAA Baseball Championship in recent years, with its teams involved in several memorable contests in the last decade. Tennessee Tech surprised Wake Forest in the opening round of the 2001 tournament and Southeast Missouri stunned host Alabama in the opening round of the 2002 championship. Five years later, Austin Peay captured the collegiate baseball world's attention by taking Vanderbilt, the 2007 No. 1 overall seed, to extra innings. Eastern Illinois pushed host Nebraska to the limit in 2008 followed by Tennessee Tech's memorable contest against host Clemson in 2009.

After not making the OVC Tournament field in either 2009 or 2010, Austin Peay, who was picked to finish seventh in the 2011 preseason poll, won the regular season and tournament championships to garner its fourth NCAA Tournament appearance. In the first game of NCAA Regional play the Govs knocked off host and No. 1 seed Georgia Tech 2-1.

In 2012 Austin Peay completed a "repeat squared" (back-to-back regular season and tournament championships) for the first-time in OVC history. The Govs would go on to top Indiana State and Cal State Fullerton at the Eugene Regional, before falling to host Oregon in the regional final. It marked the first time since the 2000 season (Middle Tennessee) that an OVC team had won multiple NCAA Tournaments games in the same season.

Austin Peay completed a "3-Peayt" by winning its third-straight OVC Tournament crown in 2013. Along the way the Govs garnered the first nationally-ranking by an OVC team since 2009 (climbing to as high as 21st nationally) and tied the OVC single-season record with 47 victories. The Govs earned the No. 2 seed in the NCAA Bloomington Regional, becoming the first OVC team in the current regional format (since 1999) to earn anything other than

a No. 4 seed. The squad topped Florida and Valparaiso to advance to the regional final for the second-straight season before losing to host Indiana. Govs senior closer Tyler Rogers was a big part of his team's success during the year, setting the NCAA single-season record for saves (23 – a mark that was later eclipsed during the College World Series).

In 2016 six OVC teams reached the 30-win plateau for the first time in league history; the previous single-season high had been four teams.

In 2017 the league could have been named the "Offensive Valley Conference" as teams combined for 753 home runs during the season, the most in league history. That was highlighted by a record 50 combined home runs being hit in 13 games at the OVC Tournament. Included in that was Morehead State sophomore Niko Hulsizer who hit his 27th home run of the season, establishing a new OVC single-season record.

In 2014, for the third-straight year, 12 OVC players were selected in the Major League Baseball First-Year Player Draft. Of those 12 selections five came in the first 10 rounds, setting a new record for most OVC players picked in the first 10 rounds (eclipsing the old mark of three set several times). In 2016 13 OVC players were selected in the draft, tying the all-time record established in 2010; overall the OVC has had 85 players selected over the past eight years (2010-17).

A first in the OVC occurred in 2008, when the league had a first round draft pick in both the NFL (Tennessee State's Dominique Rodgers-Cromartie) and Major League Baseball (Eastern Kentucky's Christian Friedrich) Drafts in the same school year. A year later (2009) the league had a Major League Baseball First Round Compensation Round pick (Eastern Illinois' Tyler Kehr who was No. 48 overall) and NBA Second Round pick (UT Martin's Lester Hudson) in the same season.

The playing field is not the only place where OVC athletes are working hard. The league

also recognizes excellence in the classroom. Six Scholar-Athlete Awards are presented yearly to male and female athletes, while others are commended for their academic success by being Medal of Honor recipients or earning a spot on the Commissioner's Honor Roll. Additionally, the league annually presents one institutional Academic Achievement Award, as well as separate team awards in each Conference-sponsored sport. Since the College Sports Information Directors of America (CoSIDA) Academic All-America program began, the Ohio Valley Conference has had 261 student-athletes honored with the award, including 67 over the last seven years (2010-17).

Through the early years of the league, administrators wrestled with fan behavior due to the close proximity of the Conference members and the intense rivalries which developed. Just as it did decades ago, the OVC took the leadership role on what has become a national issue. In 1995, the OVC implemented a first-of-its-kind "Sportsmanship Statement," a policy which promotes principles of fair play, ethical conduct and respect for one's opponent. The statement has become a model for others to follow across the nation, and has answered the challenge of the NCAA Presidents Commission to improve sportsmanship in collegiate athletics.

Additionally, the OVC annually presents the Steve Hamilton Sportsmanship Award, in honor of the former Morehead State student-athlete, coach and athletics director, to a junior or senior student-athlete with significant athletic contributions who best exemplifies the characteristics of sportsmanship and citizenship. Most recently, the Conference has also implemented the OVC Institutional and Team Sportsmanship Awards, which are presented to one institution and 18 sport-specific teams voted by their peers to have best exhibited the standards of sportsmanship and ethical conduct as outlined by the OVC and NCAA.

The vision of leadership demonstrated by the Founding Fathers in 1948 remains alive today as the Ohio Valley Conference prepares for the future. One example is in regard to the current trend in collegiate athletics administration for increased involvement of university presidents in setting policies and making rules. The presidents of OVC institutions, however, have always governed the Conference, long before presidential governance became a national theme.

The Ohio Valley Conference sponsors the following sports: baseball, basketball, cross country, football, golf, tennis and track for men, and basketball, cross country, golf, soccer, softball, tennis, track and volleyball for women. In addition, the OVC also sponsors the combined men's and women's sport of rifle.

Now in its seventh decade of competition, the Ohio Valley Conference has grown significantly from its humble beginnings while increasing the number of athletics opportunities it provides for students. Current league representatives include charter members Eastern Kentucky University, Morehead State University and Murray State University, along with Austin Peay State University, Belmont University, Eastern Illinois University, Jacksonville State University, Southeast Missouri State University, Southern Illinois University Edwardsville, Tennessee State University, Tennessee Technological University and the University of Tennessee at Martin.

Southeast Missouri State REDHAWKS

2017 FINAL STATISTICS

2017 Standings

	OVC	Pct.	Overall	Pct.
Jacksonville State #§	15-1	.938	41-12	.774
SIU Edwardsville	13-5	.722	41-13	.759
UT Martin	13-5	.722	39-20	.661
Eastern Illinois	10-5	.667	28-21	.571
Murray State	11-7	.611	36-20	.643
Eastern Kentucky	11-9	.550	27-31	.466
Tennessee Tech	8-8	.500	16-30	.348
Belmont	10-12	.455	35-22	.614
Southeast Missouri	8-14	.364	23-27	.460
Morehead State	7-14	.333	26-22	.542
Austin Peay	5-15	.250	17-31	.354
Tennessee State	2-19	.095	12-37	.245



- regular-season champion; § - OVC Tournament champion

Batting Average

Jacksonville State	.300
Belmont	.300
Eastern Kentucky	.299
UT Martin	.294
Murray State	.292

Slugging Percentage

Jacksonville State	.474
Murray State	.441
Belmont	.436
Eastern Kentucky	.435
Southeast Missouri	.427

On-Base Percentage

Belmont	.381
Jacksonville State	.377
UT Martin	.374
Eastern Kentucky	.370
SIUE	.369

Runs Scored

UT Martin	314
Jacksonville State	300
Murray State	289
Belmont	286
Eastern Kentucky	277

Hits

Belmont	472
Eastern Kentucky	461
UT Martin	454
Murray State	446
Jacksonville State	436

Runs Batted In

Jacksonville State	274
Belmont	269
UT Martin	268
Eastern Kentucky	253
Murray State	241

Doubles

Eastern Kentucky	93
SIUE	83
Jacksonville State	77
Belmont	69
UT Martin	67

Triples

Southeast Missouri	21
Murray State	14
Morehead State	11
Jacksonville State	10
UT Martin	10

Home Runs

Jacksonville State	52
Tennessee Tech	47
Murray State	46
Belmont	44
Morehead State	43

Total Bases

Jacksonville State	689
Belmont	687
Murray State	674
Eastern Kentucky	670
UT Martin	646

Total Plate Appearances

Belmont	1852
UT Martin	1819
Eastern Kentucky	1786
Murray State	1725
Jacksonville State	1697

At Bats

Belmont	1574
UT Martin	1546
Eastern Kentucky	1541
Murray State	1528
Jacksonville State	1453

Walks

Belmont	166
UT Martin	155
Eastern Kentucky	148
Jacksonville State	147
Austin Peay	142

Hit By Pitch

SIUE	83
Belmont	57
UT Martin	50
Jacksonville State	41
Two tied with	36

Strikeouts

Austin Peay	310
Tennessee State	278
Eastern Kentucky	265
Southeast Missouri	251
Tennessee Tech	250

SAC Bunts

SIUE	59
UT Martin	53
Jacksonville State	43
Eastern Kentucky	41
Murray State	41

SAC Flies

Eastern Kentucky	20
Belmont	20
Morehead State	14
SIUE	13
Jacksonville State	13

Stolen Bases

UT Martin	148
SIUE	78
Eastern Illinois	70
Murray State	67
Eastern Kentucky	66

Earned Run Average

Jacksonville State	1.81
SIUE	1.95
Eastern Illinois	2.58
Morehead State	2.90
UT Martin	3.04

Opposing Batting Average

SIUE	.201
Jacksonville State	.220
Eastern Illinois	.240
Morehead State	.255
Two tied with	.260

Innings Pitched

UT Martin	394.0
Belmont	392.1
Eastern Kentucky	377.2
SIUE	370.0
Murray State	369.0

Batters Struck Out

SIUE	424
Belmont	316
Jacksonville State	306
Morehead State	305
Eastern Illinois	280

Batters Struck Out Looking

SIUE	92
Jacksonville State	82
Eastern Illinois	79
UT Martin	79
Eastern Kentucky	78

Wins

Jacksonville State	41
SIUE	41
UT Martin	39
Murray State	36
Belmont	35

2017 FINAL STATISTICS

Southeast Missouri State REDHAWKS

Losses

Tennessee State.....	37
Austin Peay.....	31
Eastern Kentucky.....	31
Tennessee Tech.....	30
Southeast Missouri	27

Saves

Eastern Illinois.....	6
Jacksonville State	4
Belmont.....	4
Southeast Missouri	4
Eastern Kentucky.....	4

Runners Picked Off

Murray State.....	3
Austin Peay.....	2
Eastern Illinois.....	2
Belmont.....	2
Jacksonville State	2

Hits Allowed

SIUE.....	271
Eastern Illinois.....	294
Jacksonville State	298
Morehead State.....	309
Southeast Missouri	373

Runs Allowed

Jacksonville State	121
SIUE.....	124
Eastern Illinois.....	160
Morehead State.....	172
Southeast Missouri	205

Earned Runs Allowed

Jacksonville State	94
SIUE.....	103
Eastern Illinois.....	120
Morehead State.....	130
Southeast Missouri	160

Walks Allowed

Murray State.....	98
SIUE.....	99
Tennessee State.....	105
Morehead State.....	110
Southeast Missouri	114

Home Runs Allowed

Jacksonville State	15
Murray State.....	20
Morehead State.....	22
SIUE.....	23
Eastern Illinois.....	25

Batting Average

Rachel Minogue, EKU.....	.415
Rachel Anderson, SEMO.....	.412
Allison Rager, MOR.....	.393
Jessica Twaddle, MUR.....	.390
Brenna Finck, MUR.....	.380

Slugging Percentage

Jessica Twaddle, MUR.....	.744
Rachel Anderson, SEMO.....	.719
Jamie McGuire, JSU.....	.701
Allison Rager, MOR.....	.683
Chelsey Deloney, BEL.....	.674

On-Base Percentage

Carly Gonzales, UTM.....	.514
Chelsey Deloney, BEL.....	.493
Rachel Minogue, EKU.....	.490
Rachel Anderson, SEMO.....	.483
Jessica Twaddle, MUR.....	.470

Runs Scored

Carly Gonzales, UTM.....	53
Brenna Finck, MUR.....	50
Anna Chisolm, JSU.....	49
Krislyn Campos, EKU.....	48
Jessica Twaddle, MUR.....	46

Hits

Brenna Finck, MUR.....	73
Rachel Minogue, EKU.....	73
Jessica Twaddle, MUR.....	67
Jodie Duncan, UTM.....	64
Carly Gonzales, UTM.....	64

Runs Batted In

Johnkyria Alston, EKU.....	51
Jodie Duncan, UTM.....	48
Rachel Minogue, EKU.....	46
Jessica Twaddle, MUR.....	46
Allison Smiley, SIUE.....	42

Doubles

Johnkyria Alston, EKU.....	19
Rachel Minogue, EKU.....	18
Jessica Twaddle, MUR.....	13
Danielle Liermann, APSU.....	13
Two tied with.....	12

Triples

Rachel Anderson, SEMO.....	8
Brenna Finck, MUR.....	6
Mykaela Arellanes, SEMO	4
Kacy Acree, APSU.....	4
Six tied with.....	3

Home Runs

Chelsey Deloney, BEL.....	14
Jamie McGuire, JSU.....	14
Jessica Twaddle, MUR.....	14
Robyn Leighton, MOR.....	12
Two tied with.....	10

Total Bases

Jessica Twaddle, MUR.....	128
Rachel Anderson, SEMO.....	110
Jamie McGuire, JSU.....	108
Rachel Minogue, EKU.....	103
Jodie Duncan, UTM.....	101

Walks

Carly Gonzales, UTM.....	34
Chelsey Deloney, BEL.....	31
Anna Chisolm, JSU.....	26
Jessica Twaddle, MUR.....	25
Bailey Sims, BEL.....	23

Stolen Bases

Carly Gonzales, UTM.....	41
Alyssa Heren, SIUE.....	30
Kayla Bear, EIU.....	30
Taylor Monahan, EIU.....	29
Savannah Dodson, UTM.....	27

Total Plate Appearances

Carly Gonzales, UTM.....	221
Krislyn Campos, EKU.....	217
Brenna Finck, MUR.....	216
Bailey Sims, BEL.....	215
Lexi Rouse, BEL.....	211

At Bats

Brenna Finck, MUR.....	192
Lexi Rouse, BEL.....	191
Krislyn Campos, EKU.....	188
Lauren Myers, UTM.....	181
Two tied with.....	180

Earned Run Average

McKenna Coffman, EIU.....	0.00
Whitney Gillespie, JSU.....	1.31
Haley Chambers-Book, SIUE.....	1.42
Tori Johnson, EIU.....	1.83
Chelsea McManaway, MOR.....	1.89

Opposing Batting Average

McKenna Coffman, EIU.....	.125
Alyssa Vanlandingham, UTM.....	.161
Haley Chambers-Book, SIUE.....	.182
Tori Johnson, EIU.....	.185
Chelsea McManaway, MOR.....	.193

Innings Pitched

Haley Chambers-Book, SIUE.....	221.1
Mason Robinson, MUR.....	209.2
Whitney Gillespie, JSU.....	202.2
Brooke Kennedy, UTM.....	189.2
Brooklin Lee, BEL.....	179.0

Batters Struck Out

Haley Chambers-Book, SIUE.....	256
Chelsea McManaway, MOR.....	244
Brooklin Lee, BEL.....	186
Jessica Wireman, EIU.....	171
Daniel Liberatore, TTU.....	159

Wins

Haley Chambers-Book, SIUE.....	27
Brooke Kennedy, UTM.....	23
Mason Robinson, MUR.....	23
Whitney Gillespie, JSU.....	21
Brooklin Lee, BEL.....	18

Saves

Whitney Gillespie, JSU.....	3
Jessica Wireman, EIU.....	3
Michelle Rogers, EIU.....	3
Six tied with.....	2

Appearances

Alex Sallberg, EKU.....	43
Mollie Paulick, EKU.....	42
Mason Robinson, MUR.....	39
Whitney Gillespie, JSU.....	37
Haley Chambers-Book, SIUE.....	37

Games Started

Mason Robinson, MUR.....	35
Brooke Kennedy, UTM.....	31
Haley Chambers-Book, SIUE.....	30
Whitney Gillespie, JSU.....	28
Brooklin Lee, BEL.....	28

Losses

Alex Sallberg, EKU.....	16
Lauren Powell, TSU.....	15
Lauren Woodard, TSU.....	14
Autumn Hanners, APSU.....	14
Leigh Elle Thomas, TTU.....	13
Jessica Wireman, EIU.....	13

2017 Ranking

Southeast Missouri State REDHAWKS

2018 OVC TOURNAMENT



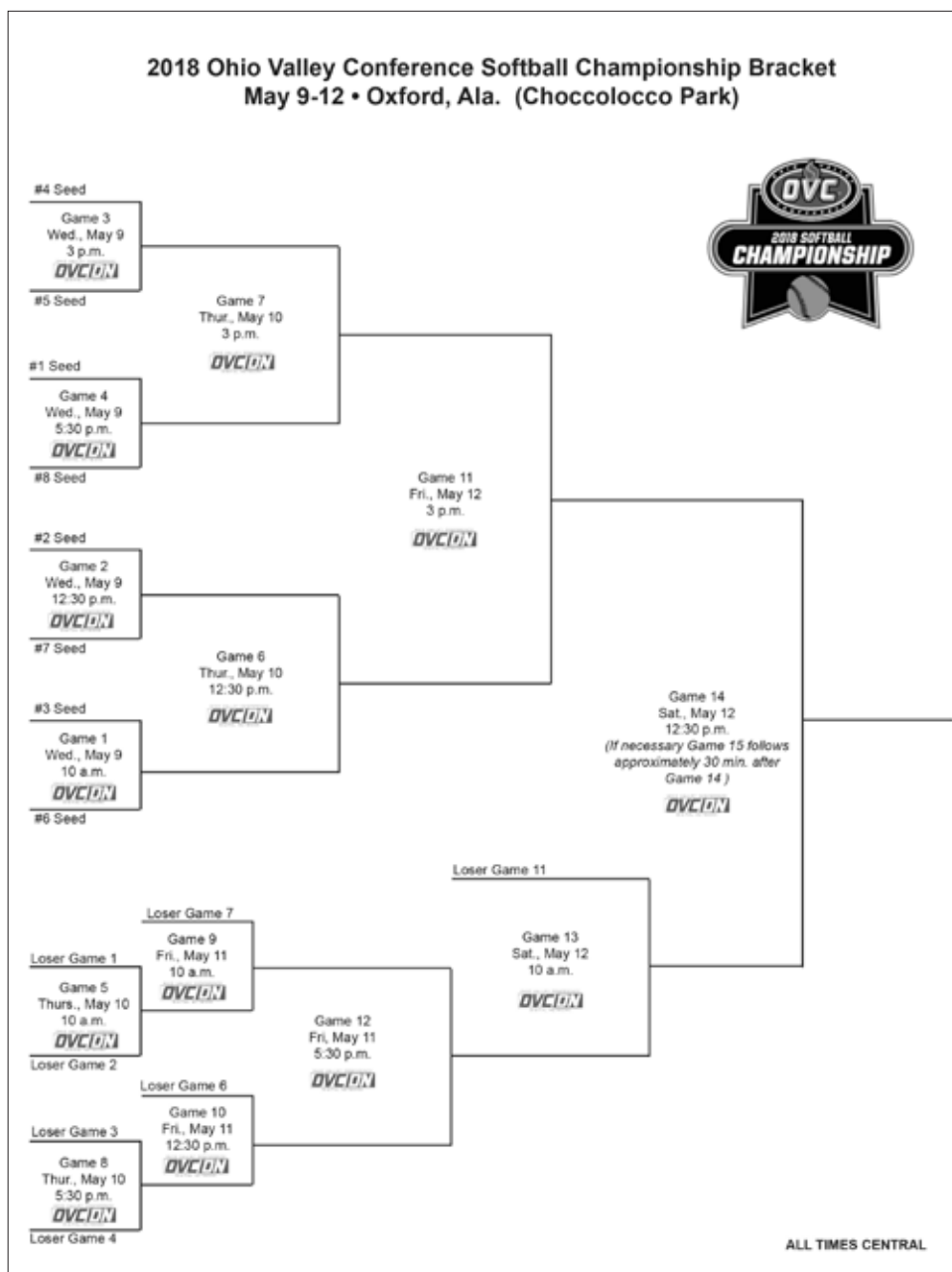
The 2018 Ohio Valley Conference Softball Championship will be held May 9-12 at Choccolocco Park in Oxford, Alabama.

It marks the 25th time the Championship has been held and the sixth year it has featured eight teams. It will be the third-straight year it has been held at the neutral site in Oxford instead of at the site of the No. 1 seed.

Last year Jacksonville State topped SIUE in the title game for the second-straight year to claim its sixth overall OVC Championship Crown.



Southeast Missouri made its last Ohio Valley Conference Tournament appearance in 2015.





**YOUR
REDHAWKS**

**RECORDS
& HISTORY**

Southeast Missouri State REDHAWKS

HONORS & AWARDS

Southeast Missouri Softball All-Americans



Jayne Creek
First-Team, 1981



Lisa Foster
First-Team, 1989



Traci Eudaley
Second-Team



Karen Hudson
Second-Team, 1991



Alice Marler
Second-Team, 1991



Connie Simmons
Academic, 1987



Cathy Retherford
Academic, 1990



Christine Engelhardt
Academic, 1997,
1998, 1999



Jenny Oermann
Academic, 1998,
1999

OVC Coach of the Year

Lana Richmond.....	1995
Lana Richmond.....	1996
Lana Richmond.....	1997
Lana Richmond.....	1998
Lana Richmond.....	2009

OVC Female Athlete of the Year

Kim Palmer.....	1996-97
Jenny Oermann.....	1998-99

OVC Player of the Year

Lisa Kraxner, C.....	1996
Kim Palmer, OF.....	1997
Jenny Oermann, INF.....	1999
Jenny Doehring, UT.....	2001

OVC Pitcher of the Year

Sara Reichert.....	1995
Sara Reichert.....	1996
Sara Reichert.....	1998

OVC Freshman of the Year

Megan McDonald, INF.....	2005
Rachel Anderson, OF.....	2017

OVC First-Team Selections

Amy Evers, INF.....	1994
Robyn Sitzes, OF.....	1994
Jodi Smith, OF.....	1994
Lisa Kraxner, C.....	1995
Lesley Mueller, OF.....	1995
Jodi Smith, OF.....	1995
Sara Reichert, P.....	1995
Lisa Kraxner, INF.....	1996
Jenny Oermann, INF.....	1996
Kim Palmer, OF.....	1996

Jodi Smith, OF.....	1996
Sara Reichert, P.....	1996
Debbie Schmelz, P.....	1996
Jenny Oermann, INF.....	1997
Chris Shetley, OF.....	1997
Christine Engelhardt, P.....	1997
Jenny Oermann, INF.....	1998
Kim Palmer, OF.....	1998
Chris Shetley, OF.....	1998
Debbie Schmelz, P.....	1998
Jenny Oermann, INF.....	1999
Debbie Schmelz, P.....	1999
Renee Enos, INF.....	2000
Jenny Doehring, UT.....	2000
Renee Enos, INF.....	2001
Jenny Doehring, UT.....	2001
Jennifer Cobin, C.....	2002
Brooke Nett, INF.....	2003
Kelly Birk, UT.....	2004
Megan McDonald, INF.....	2005
Michelle Summers, OF.....	2005
Megan McDonald, INF.....	2006
Michelle Summers, INF.....	2007
Megan McDonald, INF.....	2008
Michelle Summers, INF.....	2008
Carmen Fowler, INF.....	2011
Alexis Anderson, OF.....	2013
Savannah Carpenter, UT/DP.....	2014
Kayla Fortner, OF.....	2015
Savannah Carpenter, INF.....	2016
Rachel Anderson, OF.....	2017

OVC Second-Team Selections

Shelly Trieb, INF.....	1994
Nicole Mortimer, P.....	1994
Amy Evers, INF.....	1995
Janis Swiderski, INF.....	1995
Traci Wren, UT.....	1995
Kelly Heatherington, INF.....	1996
Janis Swiderski, INF.....	1996
Erin Frazier, UT.....	1996
Kendra Williams, INF.....	1997
Tami Hebert, INF.....	1997
Renee Enos, INF.....	1998
Michelle Frank, INF.....	1998
Christine Engelhardt, P.....	1998
Renee Enos, INF.....	1999
Kelsey White, OF.....	1999
Christine Engelhardt, P.....	1999
Brooke Nett, INF.....	2001
Courtney Eklund, OF.....	2001
Brooke Nett, INF.....	2002
Courtney Eklund, OF.....	2002
Kelly Birk, UT.....	2003
Jamie Birk, OF.....	2004
Kelly Birk, UT.....	2005
Lindsay Pickering, OF.....	2006
Stephanie Huffman, UT.....	2006
Megan McDonald, INF.....	2007

Lindsay Pickering, OF.....	2007
Giana Zimmerman, P.....	2009
Nicole Troncoso, INF.....	2009
Jennifer Vasquez, OF.....	2009
Alora Marble, P.....	2011
Renee Kertz, INF.....	2011
Evan Sallis, INF.....	2012
Lindsey Patterson, 1B.....	2015

OVC All-Newcomer Team

Selections

Lauren Bradley, INF.....	2006
Jenn Monaghan, INF.....	2006
Stacia Dopudja, P/INF.....	2007
Giana Zimmerman, P/INF.....	2009
Nicole Troncoso, INF.....	2009
Alora Marble, P.....	2011
Cheyenne Gipson, OF.....	2011
Alexis Anderson, OF.....	2013
Chelsea Smith, C.....	2013
Haylee Krack, INF.....	2014
Madeline Krumrey, P.....	2015
Rachel Anderson, OF.....	2017
Mykaela Arellanes, OF.....	2017

OVC Honorable Mention Selections

Amy Evers, INF.....	1996
Ricki DeArmon, OF.....	1998
Emmy Kisaka, INF.....	1999
Emmy Kisaka, INF.....	2000
Jennifer Dippel, P.....	2000
Emmy Kisaka, INF.....	2001
Reagan Hamlin, INF.....	2002

OVC Tournament MVP

Amy Evers, INF.....	1996
Kendra Williams, C.....	1997
Jenny Oermann, INF.....	1998
Kelsey White, OF.....	1999

OVC All-Tournament Team

Julie Davis, INF.....	1994
Gail Salger, INF.....	1994
Leslie Mueller, OF.....	1994
Jodi Smith, OF.....	1994
Nicole Mortimer, UT.....	1994
Kim Staffey, UT.....	1994
Lisa Kraxner, C.....	1995
Lisa Kraxner, C.....	1996
Janis Swiderski, INF.....	1996
Amy Evers, INF.....	1996
Jodi Smith, OF.....	1996
Sara Reichert, P.....	1996
Kendra Williams, C.....	1997
LeeAnn Grynciewicz, INF.....	1997
Kim Palmer, OF.....	1997
Debbie Schmelz, P.....	1997
Jenny Oermann, INF.....	1998
Kim Palmer, OF.....	1998

Southeast Missouri State **REDHAWKS**

HONORS & AWARDS

Chris Shetley, OF.....	1998
Christine Engelhardt, P.....	1998
Jenny Oermann, INF.....	1999
Renee Enos, INF.....	1999
Kelsey White, OF.....	1999
Christine Engelhardt, P.....	1999
Debbie Schmelz, At-Large.....	1999
Courtney Eklund, OF.....	2000
Kelsey White, OF.....	2000
Jenny Doehring, At-Large.....	2000
Emmy Kisaka, At-Large.....	2001
Brooke Nett, INF.....	2002
Brooke Nett, INF.....	2003
Alana Bagby-Leonard, P/INF.....	2003
Alana Bagby-Leonard, INF.....	2004
Lindsay Pickering, OF.....	2004
Victoria Torrez, INF.....	2005
Lindsay Pickering, OF.....	2005
Kelly Birk, UT.....	2005
Lindsey Webb, C.....	2006
Giana Zimmerman, P.....	2009
Jennifer Vasquez, OF.....	2009
Carmen Fowler, INF.....	2009
Alora Marble, P.....	2011
Evan Sallis, OF.....	2011
Shelby Kuryllo, C.....	2011

OVC Player of the Week

Amy Evers.....	3/22/94
Lisa Kraxner.....	3/20/95
Kelly Heatherington.....	4/24/95
Kim Palmer.....	4/7/97
Chris Shetley.....	4/15/97
Jenny Oermann.....	3/30/98
Chris Shetley.....	4/5/98
Kim Palmer.....	4/13/98
Jenny Oermann.....	3/29/99
Kelsey White.....	4/5/99
Renee Enos.....	4/17/00
Renee Enos.....	4/23/01
Alana Bagby-Leonard.....	3/10/03
Megan McDonald.....	4/11/05
Michelle Summers.....	3/13/06
Michelle Summers.....	3/27/06
Amber Peterson.....	4/2/07
Michelle Summers.....	4/23/07
Lauren Bradley.....	5/7/07
Michelle Summers.....	3/31/08
Alex Ramirez.....	4/27/09
Jennifer Vasquez.....	5/4/09
Renee Kertz.....	2/15/10
Kayla Fortner.....	2/16/15
Kayla Fortner.....	3/23/15
Rachel Anderson.....	2/13/17

OVC Pitcher of the Week

Nicole Mortimer.....	4/7/94
Sara Reichert.....	3/27/95
Sara Reichert.....	4/10/95
Sara Reichert.....	4/24/95
Sara Reichert.....	3/25/96
Sara Reichert.....	4/22/96
Debbie Schmelz.....	3/30/98
Debbie Schmelz.....	4/20/98
Debbie Schmelz.....	3/29/99
Christine Engelhardt.....	4/19/99
Jennifer Dippel.....	4/17/00
Jenny Doehring.....	4/24/00
Amy Fahnestock.....	4/4/05
Elaine Fisher.....	5/9/05
Elaine Fisher.....	4/3/06
Stephanie Huffman.....	4/10/06
Giana Zimmerman.....	4/27/09
Giana Zimmerman.....	5/4/09
Whitney Dupuis.....	2/15/10

OVC Medal of Honor

* The OVC Medal of Honor is given annually to the student-athlete(s) who achieve the highest GPA in a Conference-sponsored sport.

Amy Evers.....	1995-96
Lisa Kraxner.....	1995-96
Christine Engelhardt.....	1996-97
Erin Frazier.....	1996-97
Christine Engelhardt.....	1997-98
Kim Palmer.....	1997-98
Christine Engelhardt.....	1998-99
Alisha Liley.....	1998-99
Anne Trieb.....	1998-99
Kelly Birk.....	2001-02
Brooke Nett.....	2001-02
Jamie Birk.....	2003-04
Victoria Torrez.....	2004-05
Melissa Van Velkinburgh.....	2004-05
Lindsey Woodworth.....	2006-07
Megan McDonald.....	2006-07
Lindsey Woodworth.....	2007-08
Whitney Dupuis.....	2009-10
Giana Zimmerman.....	2009-10
Whitney Dupuis.....	2010-11
Taylor Cowan.....	2011-12
Renee Kertz.....	2011-12
Lindsey Patterson.....	2011-12
Summer Burger.....	2012-13
Nicole Deering.....	2013-14
Renee Terry.....	2013-14
Nicole Deering.....	2014-15
Nicole Deering.....	2016-17
Madeline Krumrey.....	2016-17
Mackenzie Long.....	2016-17

OVC Commissioner's Honor Roll

* To be listed on the OVC Commissioner's Honor Roll, recipients must have achieved at least a 3.25 GPA and have been eligible and on the team throughout the competitive season in their chosen NCAA-sponsored sport or sports.

Rebecca Alberson.....	1993-94
Amy Blattel.....	1993-94
Amy Evers.....	1993-94
Kara Heuring.....	1993-94
Amy Johannsen.....	1993-94
Theresa Largent.....	1993-94
Karen Matzenbacher.....	1993-94
Nikki Mortimer.....	1993-94
Lesley Mueller.....	1993-94
Jodi Smith.....	1993-94
Kim Staffey.....	1993-94
Shelly Trieb.....	1993-94
Julie Davis.....	1994-95
Amy Evers.....	1994-95
Erin Frazier.....	1994-95
Amy Johannsen.....	1994-95
Lisa Kraxner.....	1994-95
Karen Matzenbacher.....	1994-95
Nikki Mortimer.....	1994-95
Lesley Mueller.....	1994-95
Jodi Smith.....	1994-95
Traci Wren.....	1994-95
Christine Engelhardt.....	1995-96
Amy Evers.....	1995-96
Erin Frazier.....	1995-96
Lisa Kraxner.....	1995-96
Jill Lekovich.....	1995-96
Karen Matzenbacher.....	1995-96
Karen Noel.....	1995-96
Jenny Oermann.....	1995-96
Ashley Roberts.....	1995-96
Debbie Schmelz.....	1995-96
Jodi Smith.....	1995-96
Janis Swiderski.....	1995-96
Ann Wilson.....	1995-96
Christine Engelhardt.....	1996-97
Erin Frazier.....	1996-97
Karen Matzenbacher.....	1996-97
Karen Noel.....	1996-97
Jenny Oermann.....	1996-97
Kim Palmer.....	1996-97
Debbie Schmelz.....	1996-97
Ann Wilson.....	1996-97
Christine Engelhardt.....	1997-98
Erin Frazier.....	1997-98
Alisha Liley.....	1997-98
Jenny Oermann.....	1997-98
Kim Palmer.....	1997-98
Debbie Schmelz.....	1997-98
Anne Trieb.....	1997-98
Christine Engelhardt.....	1998-99

Jenni Gaines.....	1998-99
Tami Hebert.....	1998-99
Emmy Kisaka.....	1998-99
Alisha Liley.....	1998-99
Jenny Oermann.....	1998-99
Debbie Schmelz.....	1998-99
Anne Trieb.....	1998-99
Kelsey White.....	1998-99
Jennifer Cobin.....	1999-00
Michelle Frank.....	1999-00
Tami Hebert.....	1999-00
Emmy Kisaka.....	1999-00
Renee Mueller.....	1999-00
Brooke Nett.....	1999-00
Dawn Piantino.....	1999-00
Sheryn Queen.....	1999-00
Jessica Broyles.....	2000-01
Kathryn Cerneka.....	2000-01
Jenny Doehring.....	2000-01
Reagan Hamlin.....	2000-01
Kristen King.....	2000-01
Emmy Kisaka.....	2000-01
Brooke Nett.....	2000-01
Dawn Piantino.....	2000-01
Kemi Rampi.....	2000-01
Amy Thompson.....	2000-01
Jamie Birk.....	2001-02
Kelly Birk.....	2001-02
Kathryn Cerneka.....	2001-02
Jennifer Cobin.....	2001-02
Shelley Conroy.....	2001-02
Reagan Hamlin.....	2001-02
Kristen King.....	2001-02
Emmy Kisaka.....	2001-02
Christine Knobbe.....	2001-02
Brooke Nett.....	2001-02
Dawn Piantino.....	2001-02
Kemi Rampi.....	2001-02
Amy Thompson.....	2001-02
Rachel Van Fleet.....	2001-02
Jamie Birk.....	2002-03
Kelly Birk.....	2002-03
Kathryn Cerneka.....	2002-03
Marie Coode.....	2002-03
Katie Hacker.....	2002-03
Jessica Hunter.....	2002-03
Leigh Ann Lunsford.....	2002-03
Amy Murphy.....	2002-03
Brooke Nett.....	2002-03
Kemi Rampi.....	2002-03
Amy Thompson.....	2002-03
Melissa Van Velkinburgh.....	2002-03
Jamie Birk.....	2003-04
Kelly Birk.....	2003-04
Marie Coode.....	2003-04
Florence Davison.....	2003-04
Stacey DeClue.....	2003-04
Jessica Hunter.....	2003-04
Stephanie Mata.....	2003-04

Southeast Missouri State REDHAWKS

HONORS & AWARDS

Amy Thompson.....	2003-04
Victoria Torrez.....	2003-04
Rachel Van Fleet.....	2003-04
Melissa Van Velkinburgh.....	2003-04
Kelly Birk.....	2004-05
Stephanie Huffman.....	2004-05
Stephanie Mata.....	2004-05
Katie Otterness.....	2004-05
Victoria Torrez.....	2004-05
Rachel Van Fleet.....	2004-05
Melissa Van Velkinburgh.....	2004-05
Lindsey Woodworth.....	2004-05
Stephanie Huffman.....	2005-06
Stephanie Mata.....	2005-06
Megan McDonald.....	2005-06
Lindsay Pickering.....	2005-06
Jessica Rosencrants.....	2005-06
Chloe Tubbs.....	2005-06
Lindsey Webb.....	2005-06
Lindsey Woodworth.....	2005-06
Stephanie Mata.....	2006-07
Megan McDonald.....	2006-07
Katie Otterness.....	2006-07
Lindsey Woodworth.....	2006-07
Stacia Dopudja.....	2007-08
Whitney Dupuis.....	2007-08
Carmen Fowler.....	2007-08
Megan McDonald.....	2007-08
Kaie Otterness.....	2007-08
Lindsey Woodworth.....	2007-08
Stefanie Barnes.....	2008-09
Tiffany Blanco.....	2008-09
Lauren Bradley.....	2008-09
Whitney Dupuis.....	2008-09
Renee Kertz.....	2008-09
Alex Ramirez.....	2008-09
Shelby Stein.....	2008-09
Nicole Troncoso.....	2008-09
Sirena Watkins.....	2008-09
Giana Zimmerman.....	2008-09
Stefanie Barnes.....	2009-10
Whitney Dupuis.....	2009-10
Carmen Fowler.....	2009-10
Renee Kertz.....	2009-10
Christina Scudder.....	2009-10
Nicole Troncoso.....	2009-10
Giana Zimmerman.....	2009-10
Stefanie Barnes.....	2010-11
Alene Bethel.....	2010-11
Taylor Cowan.....	2010-11
Whitney Dupuis.....	2010-11
Renee Kertz.....	2010-11
Shelby Kuryllo.....	2010-11
Alora Marble.....	2010-11
Shelby Stein.....	2010-11
Kaitlin Wallace.....	2010-11
Stefanie Barnes.....	2011-12
Alene Bethel.....	2011-12
Shea Cothren.....	2011-12

Taylor Cowan.....	2011-12
Cheyenne Gipson.....	2011-12
Renee Kertz.....	2011-12
Katy McAllister.....	2011-12
Lindsey Patterson.....	2011-12
Shelby Stein.....	2011-12
Renee Terry.....	2011-12
Jamie Woodworth.....	2011-12
Leah Becker.....	2012-13
Summer Burger.....	2012-13
Savannah Carpenter.....	2012-13
Hannah Durham.....	2012-13
Taylor Cowan.....	2012-13
Elysia Mesa.....	2012-13
Lindsey Patterson.....	2012-13
Chelsea Smith.....	2012-13
Renee Terry.....	2012-13
Jamie Woodworth.....	2012-13
Summer Burger.....	2013-14
Nicole Deering.....	2013-14
Aubrey Denno.....	2013-14
Rachael Duncan.....	2013-14
Kelsey Gass.....	2013-14
Lindsey Patterson.....	2013-14
KC Saxe.....	2013-14
Renee Terry.....	2013-14
Meaghan Touchette.....	2013-14
Nicole Deering.....	2014-15
Aubrey Denno.....	2014-15
Leah Duffe.....	2014-15
Riley Hayes.....	2014-15
Madeline Krumrey.....	2014-15
Taylor McDannold.....	2014-15
Lindsey Patterson.....	2014-15
Darby Pruett.....	2014-15
Meaghan Touchette.....	2014-15
Claire Wernig.....	2014-15
Jamie Woodworth.....	2014-15
Nicole Deering.....	2015-16
Madeline Krumrey.....	2015-16
Mackenzie Long.....	2015-16
Mykaela Arellanes.....	2016-17
Parker Bandy.....	2016-17
Randi Dae Conway.....	2016-17
Nicole Deering.....	2016-17
Aubrey Denno.....	2016-17
Rachael Donald.....	2016-17
Ashley Ellis.....	2016-17
Claudia Gallo.....	2016-17
Madison Harris.....	2016-17
Madeline Krumrey.....	2016-17
Mackenzie Long.....	2016-17
Brooke Rheinecker.....	2016-17
Brittany Stevens.....	2016-17
Haley Thogmartin.....	2016-17
Abby Tillotson.....	2016-17
Claire Wernig.....	2016-17

OVC Team Sportsmanship Award

Southeast Missouri.....	2005-06
-------------------------	---------

CoSIDA/Capital One Academic

All-America First-Team

Selections

Christine Engelhardt, P.....	1997
Christine Engelhardt, P.....	1999

CoSIDA/Capital One

Academic All-America

Second-Team Selections

Connie Simmons, 3B.....	1987
Lisa Kraxner, C.....	1996
Christine Engelhardt, P.....	1998
Jenny Oermann, INF.....	1998
Jenny Oermann, INF.....	1999

CoSIDA/Capital One

Academic All-America

Third-Team Selections

Cathy Retherford, C.....	1990
--------------------------	------

Southeast Missouri Athletics

Hall of Fame

Inducted

Jayne Creek, 1978-81.....	2002
Lisa Foster, 1987-89.....	2007
Linda Wells, 1968-72.....	2009
1991 Team.....	2011

Jennifer Stoeckl

Kathy Knaup

Ginger Hagler

Cathy Rethorford

Andria Gaines

Alice Marler

Karen Jackson

Teresa Tuschoff

Kim Staffey

Karen Hudson

Shelly Trieb

Robyn Horace

Robyn Sitzes

Carol Chilton

Kim Barker

Head Coach Lana Richmond

Assistant Coach Judy Favor

Trombetta Award

* Graduating Senior, female student-athlete, with the highest grade point average and participated in one or more varsity sports at Southeast. The student must have at least a 3.0 grade point average.

Connie Simmons.....	1986
Kim Staffey.....	1994
Christine Engelhardt.....	1999
Nicole Deering.....	2016

Howard's MVP Award

M. Ummel.....	1977
P. Meyer.....	1978
McClenning.....	1979
Jayne Creek.....	1981
K. Williams.....	1982
K. Rediger.....	1983
C. Barks.....	1984
L. Alexander/Traci Eudaley.....	1985
Traci Eudaley.....	1986
Connie Simmons.....	1987
T. Schulte.....	1988
J. Craig/L. Foster.....	1989
L. Thornton.....	1990
Andria Gaines/Alice Marler.....	1991
K. Hudson.....	1992
Shelly Trieb.....	1993
Robyn Sitzes.....	1994
Lisa Kraxner.....	1995
Amy Evers/Jodi Smith.....	1996
Amy Evers/Kim Palmer.....	1997
Jenny Oermann/ Debbie Schmelz.....	1998
Jenny Doehring.....	2000
Renee Enos.....	2001
Dawn Piantino.....	2002
Brooke Nett.....	2003
Jamie Birk.....	2004
Megan McDonald.....	2005
Stephanie Huffman.....	2006
Stephanie Huffman.....	2007
Megan McDonald/ Michelle Summers.....	2008
Alex Ramirez.....	2009
Renee Kertz.....	2011
Renee Kertz.....	2012
Alexis Anderson.....	2013
Jamie Woodworth.....	2014
Kayla Fortner.....	2015
Savannah Carpenter.....	2016

NFCA All-Region Second-Team

Evan Sallis, INF.....	2012
Alexis Anderson, OF.....	2013
Savannah Carpenter, UT/DP.....	2014
Kayla Fortner, OF.....	2015
Rachel Anderson, OF.....	2017

NFCA All-America Scholar-Athletes

Nicole Deering.....	2014-15
Aubrey Denno.....	2014-15
Leah Duffe.....	2014-15
Riley Hayes.....	2014-15
Madeline Krumrey.....	2014-15
Taylor McDannold.....	2014-15
Lindsey Patterson.....	2014-15
Darby Pruett.....	2014-15
Meaghan Touchette.....	2014-15

Southeast Missouri State REDHAWKS

MISCELLANEOUS RECORDS

Year-by-Year Division II Records

	<u>Overall</u>		
1977	6-6	-	-
1978	7-8	-	-
1979	9-9	-	-
1980	21-18	-	-
1981	22-14-1	-	-
1982	21-28	3-1	MIAA
1983	13-10	3-3	MIAA
1984	25-8	8-2	MIAA
1985	32-17	9-2	MIAA
1986	40-16	13-5	MIAA
1987	39-13	9-3	MIAA
1988	21-20	4-8	MIAA
1989	37-21	6-2	MIAA
1990	28-21	5-5	MIAA
1991	38-14	11-4	MIAA

Year-by-Year Division I Records

	<u>Overall</u>	<u>OVC</u>	<u>Finish</u>
1992	35-18	-	-
1993	30-19	-	-
1994	36-22	17-9	3rd
1995	38-20	22-4	1st
1996	39-9	22-2	1st
1997	33-23-1	20-5	1st
1998	38-13-1	16-2	1st
1999	31-17	16-2	1st
2000	31-24	17-7	3rd
2001	25-25	16-5	2nd
2002	14-27	9-12	5th
2003	18-29	11-9	4th
2004	16-36	10-14	6th
2005	27-28	13-14	5th
2006	28-24	14-13	5th
2007	20-29	11-16	8th
2008	24-28	11-16	8th
2009	29-21	16-8	2nd
2010	17-31	6-17	10th
2011	31-30	17-12	5th
2012	25-30	13-16	7th
2013	15-33	6-18	10th
2014	11-34	3-20	12th
2015	19-27	12-12	7th
2016	16-33	10-17	10th
2017	23-27	8-14	9th

NCAA Tournament Records

1986	0-2
1987	1-2
1989	2-2
1991	3-2
1999	1-2
Total	7-10

OVC Tournament Records

1994	4-0	1st
1995	1-2	-
1996	4-1	1st
1997	4-1	1st
1998	4-1	1st
1999	4-0	1st
2000	3-2	2nd
2001	1-2	-
2002	1-2	-
2003	3-2	-
2004	1-2	-
2005	2-2	-
2006	1-2	-
2009	2-2	-
2011	4-2	2nd
2015	0-2	-
Total	39-25	

OVC Tournament Records by Seed

		<u>Year(s)</u>
#1	17-5	'95, '96, '97, '98, '99
#2	3-4	'01, '09
#3	7-2	'94, 2000
#4	3-2	'03
#5	8-8	'02, '05, '06, '11
#6	1-2	'04
#7	0-2	'15

OVC Tournament Records vs. Seed

vs. #1	2-6
vs. #2	7-6
vs. #3	5-3
vs. #4	8-5
vs. #5	7-2
vs. #6	5-3
vs. #7	1-0
vs. #8	4-0

OVC Annual Softball Champions

	<u>Regular-Season</u>	<u>Tournament</u>	<u>Tournament Host</u>
1994	Tennessee Tech	Southeast Missouri	Austin Peay
1995	Southeast Missouri	Tennessee Tech	Eastern Kentucky
1996	Southeast Missouri	Southeast Missouri	Middle Tenn.
1997	Southeast Missouri	Southeast Missouri	Morehead State
1998	Southeast Missouri	Southeast Missouri	Southeast Missouri
1999	Southeast Missouri	Southeast Missouri	UT Martin
2000	Middle Tennessee	Middle Tennessee	Middle Tenn.
2001	Tennessee Tech	Tennessee Tech	Tennessee Tech
2002	Eastern Kentucky	Eastern Kentucky	Eastern Kentucky
2003	Tennessee Tech	Tennessee Tech	Tennessee Tech
2004	Eastern Kentucky	Eastern Kentucky	Eastern Kentucky
2005	Jacksonville State	Tennessee Tech	Jacksonville State
2006	Tennessee Tech	Tennessee Tech	Tennessee Tech
2007	Tennessee Tech	Tennessee Tech	Tennessee Tech
2008	Jacksonville State	Jacksonville State	Jacksonville State
2009	Jacksonville State	UT Martin	Jacksonville State
2010	UT Martin	Jacksonville State	UT Martin
2011	Eastern Illinois	Jacksonville State	Eastern Illinois
2012	UT Martin	UT Martin	UT Martin
2013	Eastern Illinois	Jacksonville State	Eastern Illinois
2014	Jacksonville State	SIU Edwardsville	Jacksonville State
2015	SIU Edwardsville	Tennessee Tech	SIU Edwardsville
2016	Jacksonville State	Jacksonville State	Neutral (Oxford, Ala.)
2017	Jacksonville State	Jacksonville State	Neutral (Oxford, Ala.)

OVC Regular-Season Titles

	<u>Head Coach</u>
1995	Lana Richmond
1996	Lana Richmond
1997	Lana Richmond
1998	Lana Richmond
1999	Lana Richmond

OVC Tournament Titles

	<u>Head Coach</u>
1994	Lana Richmond
1996	Lana Richmond
1997	Lana Richmond
1998	Lana Richmond
1999	Lana Richmond



Rachel Anderson was named the 2017 Ohio Valley Conference Freshman of the Year. Anderson is the second player to win the award in Southeast softball history.

Southeast Missouri State REDHAWKS

SINGLE-SEASON HITTING

Batting Average (minimum 100 AB)

1.	.424	Savannah Carpenter (53-125)	2014
2.	.413	Kim Palmer (59-143)	1998
3.	.412	Rachel Anderson (63-153)	2017
4.	.410	Jenny Oermann (68-166)	1998
5.	.409	Jenny Oermann (54-132)	1999
6.	.406	Megan McDonald (67-165)	2008
7.	.403	Alexis Anderson (58-144)	2013
8.	.400	Shelley Trieb (56-140)	1993
9.	.399	Lisa Kraxner (67-168)	1995
10.	.395	Kim Palmer (68-172)	1997

Slugging Percentage (minimum 100 AB)

1.	.832	Kayla Fortner (131 AB)	2015
2.	.776	Kim Palmer (143 AB)	1998
3.	.719	Rachel Anderson (153 AB)	2017
4.	.691	Michelle Summers (165 AB)	2008
5.	.667	Michelle Summers (153 AB)	2007
6.	.661	Megan McDonald (165 AB)	2008
7.	.656	Savannah Carpenter (125 AB)	2014
8.	.632	Alexis Anderson (144 AB)	2013
9.	.629	Shelley Trieb (140 AB)	1993
10.	.625	Chris Shetley (176 AB)	1998

On-Base Percentage (minimum 100 AB)

1.	.523	Kayla Fortner (131 AB)	2015
2.	.483	Rachel Anderson (153 AB)	2017
	.483	Savannah Carpenter (125 AB)	2014
4.	.479	Kim Palmer (143 AB)	1998
5.	.472	Michelle Summers (165 AB)	2008
6.	.465	Megan McDonald (165 AB)	2008
7.	.458	Jenny Oermann (132 AB)	2008
8.	.456	Alex Ramirez (138 AB)	2009
9.	.453	Lisa Kraxner (168 AB)	1995
10.	.447	Jenny Oermann (166 AB)	1998

At Bats

1.	208	Evan Sallis	2011
2.	189	Carmen Fowler	2011
3.	188	Evan Sallis	2012
4.	186	Chris Shetley	1997
5.	183	Amy Evers	1994
6.	182	Michelle Summers	2005
7.	181	Kelsey White	2000
	181	Nicole Troncoso	2011
	181	Taylor Cowan	2012
10.	180	Cheyenne Gipson	2011
	180	Jenny Oermann	1997
	180	Renee Kertz	2011

Runs Scored

1.	48	Kim Palmer	1998
2.	47	Michelle Summers	2005
3.	46	Karen Hudson	1992
	46	Jenny Oermann	1998
5.	43	Evan Sallis	2011
6.	42	Kayla Fortner	2015
7.	41	Pat McDonagh	1986
	41	Evan Sallis	2012
	41	Kim Palmer	1997
10.	40	Chris Shetley	1997
	40	Kelly Heatherington	1995

Hits

1.	73	Carmen Fowler	2011
2.	69	Evan Sallis	2012
3.	68	Jenny Oermann	1998
	68	Kim Palmer	1997
5.	67	Megan McDonald	2008
	67	Lisa Kraxner	1995
7.	63	Rachel Anderson	2017
	63	Evan Sallis	2011
9.	62	Michelle Summers	2008
	62	Taylor Cowan	2012
	62	Chris Shetley	1998
	62	Chris Shetley	1997

Doubles

1.	23	Chris Shetley	1998
2.	18	Kelly Birk	2004
	18	Shelley Trieb	1993
4.	17	Chris Shetley	1997
	17	Kim Palmer	1998
6.	16	Michelle Summers	2005
7.	15	Megan McDonald	2008
	15	Jodi Smith	1995
9.	14	Alice Marler	1990
	14	Jenny Doeiring	2000
	14	Lisa Kraxner	1995

Triples

1.	10	Jayne Creek	1981
2.	8	Rachel Anderson	2017
3.	7	Kim Palmer	1997
	7	Julie Hume	1996
	7	Robin Keating	1986
	7	Debbie Kennedy	1982
	7	Lisa Kraxner	1995
	7	Kelsey White	2000
9.	6	Connie Simmons	1986
10.	5	Kelsey White	1999
	5	Lesley Mueller	1994
	5	Pat McDonagh	1986
	5	Kathy Rediger	1981
	5	Ginger Hagler	1991
	5	Kathy Rediger	1982

Home Runs

1.	16	Kayla Fortner	2015
2.	14	Michelle Summers	2007
3.	13	Michelle Summers	2008
4.	12	Stacia Dopudja	2007
5.	11	Kim Palmer	1998
	11	Michelle Summers	2006
7.	10	Haylee Krack	2014
	10	Michelle Summers	2005
9.	9	Shelby Kuryllo	2011
	9	Megan McDonald	2008
	9	Simone Patterson	2013

Runs Batted In

1.	48	Kayla Fortner	2015
	48	Renee Kertz	2011
3.	46	Shelley Trieb	1993
4.	45	Renee Kertz	2012
	45	Karen Hudson	1992
	45	Carmen Fowler	2011
7.	44	Kim Palmer	1998
8.	43	Lisa Kraxner	1995
9.	41	Kim Palmer	1997
	41	Megan McDonald	2008
	41	Tracie Eudaley	1986

Total Bases

1.	114	Michelle Summers	2008
2.	111	Kim Palmer	1998
3.	110	Rachel Anderson	2017
	110	Chris Shetley	1998
5.	109	Kayla Fortner	2015
	109	Megan McDonald	2008
7.	108	Michelle Summers	2005
8.	107	Kim Palmer	1997
9.	104	Lisa Kraxner	1995
10.	102	Michelle Summers	2007
	102	Chris Shetley	1997

Walks

1.	37	Kayla Fortner	2015
2.	29	Karen Hudson	1989
	29	Alex Ramirez	2009
4.	28	Alex Ramirez	2010
	28	Kelly Birk	2005
6.	27	Kathy Blair	1985
7.	26	Renee Kertz	2010
8.	25	Alex Ramirez	2008
	25	Kelly Heatherington	1995
10.	24	Tami Hebert	1999
	24	Sarah Messex	2016
	24	Michelle Summers	2007
	24	Tami Hebert	1998

Hit By Pitch

1.	14	Brooke Nett	2001
2.	10	Michelle Summers	2008
	10	Haylee Krack	2016
	10	Brooke Nett	2003
5.	9	Victoria Torrez	2004
6.	8	Shelby Stein	2010
	8	Lindsey Patterson	2012
	8	Julie Davis	1995
	8	Chris Shetley	1997
10.	7	Amy Murphy	2003
	7	Brooke Nett	2000
	7	Shelby Stein	2011
	7	Alex Ramirez	2008

Strikeouts

1.	54	Kaitlin Zink	2011
2.	48	Cheyenne Gipson	2011
3.	45	Lauren Bradley	2006
	45	Shelby Stein	2010
5.	42	Courtney Eklund	2000
6.	41	Stacia Dopudja	2007
7.	40	Megan McDonald	2005
8.	38	Lindsay Pickering	2006
9.	37	Shelby Stein	2009
10.	34	Darby Pruett	2017
	34	Lindsay Pickering	2005

Sacrifice Flies

1.	6	Kim Staffey	1994
2.	5	Linda Venable	1985
	5	Carmen Fowler	2011
4.	4	Taylor Cowan	2011
	4	Connie Simmons	1986
	4	Lisa Kraxner	1995
	4	Shelley Trieb	1993
	4	Jodi Smith	1995
9.	3	21 players tied	

Sacrifice Hits

1.	23	Robyn Horace	1992
2.	21	Alice Marler	1991
3.	19	Karen Hudson	1991
	19	Lesley Mueller	1994
5.	16	Robyn Horace	1993
6.	15	Gail Salger	1993
	15	Jenny Oermann	1997
	15	Charlene Ramirez	2006
	15	Amy Evers	1995
	15	Kelly Heatherington	1996

Stolen Bases

1.	32	Julie Lehmbeck (32-34)	1992
2.	31	Lisa Thornton (31-35)	1990
3.	30	Julie Davis (30-32)	1993
4.	28	Lisa Thornton (28-30)	1989
5.	22	Evan Sallis (22-26)	2012
6.	21	Julie Lehmbeck (21-23)	1993
7.	20	Cheyenne Gipson (20-22)	2011
8.	18	Kaitlin Zink (18-23)	2013
9.	17	Cheyenne Gipson (17-21)	2012
	17	Pat McDonagh (17-21)	1987

Games Played

1.	61	Carmen Fowler	2011
	61	Taylor Cowan	2011
	61	Evan Sallis	2011
	61	Renee Kertz	2011
	61	Cheyenne Gipson	2011
	61	Kaitlin Zink	2011
7.	59	Nicole Troncoso	2011
8.	58	Jackie Craig	1989
	58	Janis Swiderski	1995
	58	Amy Evers	1995
	58	Theresa Schulte	1989
	58	Sue Stulgo	1989
	58	Amy Evers	1994

Games Started

1.	61	Kaitlin Zink	2011
	61	Carmen Fowler	2011
	61	Evan Sallis	2011
	61	Renee Kertz	2011
	61	Taylor Cowan	2011
6.	60	Cheyenne Gipson	2011
7.	58	Janis Swiderski	1995
	58	Amy Evers	1995
9.	57	Kelly Heatherington	1995
	57	Lisa Kraxner	1995
	57	Chris Shetley	1997
	57	Tami Hebert	1997
	57	Jenny Oermann	1997

Returning players in **Bold**

CAREER HITTING

Southeast Missouri State REDHAWKS

Batting Average (minimum 200 AB)

1.	.388	Lisa Kraxner (123-317)	1995-96
2.	.379	Kim Palmer (163-430)	1996-98
3.	.370	Jenny Oermann (231-624)	1996-99
4.	.356	Alexis Anderson (101-284)	2013-15
5.	.351	Megan McDonald (222-632)	2005-08
6.	.350	Julie Hume (148-423)	1985-88
7.	.344	Lisa Foster (78-227)	1988-89
8.	.343	Chris Shetley (124-362)	1997-98
9.	.340	Michelle Summers (228-670)	2005-08
10.	.339	Tracie Eudaley (195-576)	1984-87

Slugging Percentage (minimum 200 AB)

1.	.647	Kim Palmer (430 AB)	1996-98
2.	.631	Michelle Summers (670 AB)	2005-08
3.	.596	Lisa Kraxner (317 AB)	1995-96
4.	.586	Chris Shetley (362 AB)	1997-98
5.	.574	Megan McDonald (632 AB)	2005-08
	.574	Haylee Krack (230 AB)	2014-16
7.	.553	Alexis Anderson (284 AB)	2013-15
8.	.510	Savannah Carpenter (455 AB)	2013-16
9.	.506	Debbie Kennedy (231 AB)	1981-82
10.	.502	Simone Patterson (219 AB)	2012-13

On-Base Percentage (minimum 200 AB)

1.	.438	Lisa Kraxner (317 AB)	1995-96
2.	.436	Kim Palmer (430 AB)	1996-98
3.	.427	Michelle Summers (670 AB)	2005-08
4.	.410	Savannah Carpenter (455 AB)	2013-16
5.	.407	Megan McDonald (632 AB)	2005-08
6.	.405	Jenny Oermann (624 AB)	1996-99
7.	.402	Alex Ramirez (512 AB)	2007-10
8.	.400	Pat McDonagh (493 AB)	1984-87
9.	.394	Alexis Anderson (284 AB)	2013-15
10.	.392	Lisa Foster (227 AB)	1988-89

At Bats

1.	670	Michelle Summers	2005-08
2.	641	Renee Kertz	2009-12
3.	638	Amy Evers	1993-96
4.	632	Megan McDonald	2005-08
5.	624	Jenny Oermann	1996-99
6.	608	Carmen Fowler	2008-11
7.	599	Jennifer Vasquez	2007-10
8.	593	Karen Hudson	1989-92
9.	576	Tracie Eudaley	1984-87
10.	554	Lindsey Patterson	2012-15

Runs Scored

1.	161	Michelle Summers	2005-08
2.	135	Jenny Oermann	1996-99
3.	120	Karen Hudson	1989-92
4.	113	Amy Evers	1993-96
5.	109	Kim Palmer	1996-98
6.	102	Pat McDonagh	1984-87
7.	99	Megan McDonald	2005-08
8.	95	Lindsey Patterson	2012-15
9.	94	Carmen Fowler	2008-11
10.	92	Tracie Eudaley	1984-87

Hits

1.	231	Jenny Oermann	1996-99
2.	228	Michelle Summers	2005-08
3.	222	Megan McDonald	2005-08
4.	195	Tracie Eudaley	1984-87
5.	182	Carmen Fowler	2008-11
6.	178	Amy Evers	1993-96
7.	172	Renee Kertz	2009-12
8.	170	Renee Enos	1998-01
9.	166	Pat McDonagh	1984-87
10.	164	Karen Hudson	1989-92

Doubles

1.	47	Michelle Summers	2005-08
2.	46	Megan McDonald	2005-08
3.	40	Chris Shetley	1997-98
	40	Shelley Trieb	1991-94
5.	39	Kelly Birk	2002-05
6.	37	Kim Palmer	1996-98
7.	34	Brooke Nett	2000-03
8.	33	Jodi Smith	1993-96
	33	Renee Enos	1998-01
10.	32	Taylor Cowan	2011-13
	32	Carmen Fowler	2008-11

Triples

1.	18	Kathy Rediger	1981-84
2.	13	Julie Hume	1985-88
	13	Traci Wren	1992-95
4.	12	Kelsey White	1999-00
5.	11	Lisa Kraxner	1995-96
	11	Debbie Kennedy	1981-82
7.	10	Lesley Mueller	1992-95
	10	Tracie Eudaley	1984-87
	10	Jayne Creek	1978-81
10.	9	Ginger Hagler	1989-91
	9	Karen Hudson	1989-92
	9	Robin Keating	1985-86

Home Runs

1.	48	Michelle Summers	2005-08
2.	31	Megan McDonald	2005-08
3.	23	Lindsey Patterson	2012-15
4.	20	Kim Palmer	1996-98
5.	18	Haylee Krack	2014-16
6.	17	Savannah Carpenter	2013-16
7.	16	Kayla Fortner	2015
	16	Stacia Dopudja	2007-08
	16	Lauren Bradley	2006-09
10.	15	Taylor Cowan	2011-13
	15	Renee Kertz	2009-12

Runs Batted In

1.	132	Renee Kertz	2009-12
	132	Michelle Summers	2005-08
3.	120	Megan McDonald	2005-08
4.	119	Tracie Eudaley	1984-87
5.	111	Kim Palmer	1996-98
6.	108	Jenny Oermann	1996-99
7.	104	Shelley Trieb	1991-94
8.	103	Jodi Smith	1993-96
	103	Carmen Fowler	2008-11
10.	98	Taylor Cowan	2011-13

Total Bases

1.	423	Michelle Summers	2005-08
2.	363	Megan McDonald	2005-08
3.	295	Jenny Oermann	1996-99
4.	278	Kim Palmer	1996-98
5.	262	Lindsey Patterson	2012-15
6.	250	Tracie Eudaley	1984-87
7.	249	Carmen Fowler	2008-11
8.	246	Renee Kertz	2009-12
9.	238	Shelle Trieb	1991-94
10.	235	Lindsay Pickering	2004-07

Walks

1.	88	Alex Ramirez	2007-10
2.	81	Renee Kertz	2009-12
3.	80	Michelle Summers	2005-08
4.	79	Tami Hebert	1997-00
5.	65	Karen Hudson	1989-92
6.	59	Megan McDonald	2005-08
	59	Lindsey Patterson	2012-15
	59	Shelley Trieb	1991-94
9.	58	Kelly Birk	2002-05
10.	56	Carmen Fowler	2008-11
	56	Jennifer Vasquez	2007-10

Hit By Pitch

1.	35	Brooke Nett	2000-03
2.	24	Michelle Summers	2005-08
3.	22	Shelby Stein	2009-12
4.	19	Lindsey Patterson	2012-15
5.	15	Haylee Krack	2014-16
	15	Renee Kertz	2009-12
	15	Victoria Torrez	2004-05
8.	13	Julie Davis	1992-95
	13	Taylor Cowan	2011-13
	13	Alex Ramirez	2007-10

Strikeouts

1.	136	Lindsay Pickering	2004-07
2.	126	Shelby Stein	2009-12
3.	114	Kaitlin Zink	2011-13
4.	105	Stephanie Mata	2004-07
5.	103	Courtney Eklund	1999-02
6.	100	Lauren Bradley	2006-09
7.	89	Megan McDonald	2005-08
8.	85	Traci Wren	1992-95
9.	82	Jennifer Vasquez	2007-10
10.	81	Renee Kertz	2009-12

Sacrifice Flies

1.	10	Linda Venable	1983-86
2.	9	Kim Staffey	1991-94
	9	Jodi Smith	1993-96
4.	8	Tracie Eudaley	1984-87
5.	7	Taylor Cowan	2011-13
	7	Amy Evers	1993-96
	6	Renee Enos	1998-01
	6	Savannah Carpenter	2013-16
	6	Janis Swiderski	1995-96
	6	Megan McDonald	2005-08
	6	Shelley Trieb	1991-94
	6	Carmen Fowler	2008-11

Sacrifice Hits

1.	42	Shelley Trieb	1991-94
2.	40	Robyn Horace	1991-93
	40	Karen Hudson	1989-92
4.	38	Amy Evers	1993-96
5.	32	Alice Marler	1990-92
6.	30	Lisa Thornton	1987-90
7.	29	Julie Hume	1985-88
	29	Theresa Schulte	1986-89
	29	Julie Davis	1992-95
	29	Gail Salger	1993-94

Stolen Bases

1.	82	Lisa Thornton (82-91)	1987-90
2.	53	Julie Lehmbeck (53-57)	1992-93
3.	46	Pat McDonagh (46-56)	1984-87
4.	39	Twanda Moore (39-46)	1982-85
5.	38	Kaitlin Zink (38-45)	2011-13
6.	37	Evan Sallis (37-42)	2011-12
	37	Cheyenne Gipson (37-43)	2011-12
8.	33	Julie Davis (33-38)	1992-95
9.	32	Amy Evers (32-37)	1993-96
10.	29	Lesley Mueller (29-37)	1992-95

Games Played

1.	214	Renee Kertz	2009-12
2.	213	Amy Evers	1993-96
3.	209	Carmen Fowler	2008-11
4.	208	Michelle Summers	2005-08
5.	207	Megan McDonald	2005-08
	207	Karen Hudson	1989-92
7.	203	Shelley Trieb	1991-94
8.	202	Shelby Stein	2009-12
	202	Tami Hebert	1997-00
10.	200	Jenny Oermann	1996-99

Games Started

1.	214	Renee Kertz	2009-12
2.	209	Carmen Fowler	2008-11
3.	208	Michelle Summers	2005-08
4.	207	Megan McDonald	2005-08
5.	199	Jenny Oermann	1996-99
6.	195	Tami Hebert	1997-00
7.	194	Jennifer Vasquez	2007-10
8.	190	Lindsay Pickering	2004-07
9.	187	Renee Enos	1998-01
10.	186	Alex Ramirez	2007-10



In her only season at Southeast Missouri, Kayla Fortner broke the Redhawks single-season home run record.

Southeast Missouri State REDHAWKS

SINGLE-SEASON PITCHING

Earned Run Average (minimum 50 IP)

1.	0.33	Tracie Eudaley (234.0 IP)	1986
2.	0.36	Tracie Eudaley (212.1 IP)	1985
3.	0.50	Tracie Eudaley (211.1 IP)	1987
4.	0.59	Tracie Eudaley (130.0 IP)	1984
5.	0.62	Beth Russell (157.0 IP)	1988
6.	0.69	Missy Sanges (51.0 IP)	1990
7.	0.77	Alice Marler (263.0 IP)	1991
8.	0.79	Beth Russell (142.0 IP)	1986
9.	0.81	Kenda Webb (78.0 IP)	1983
10.	0.83	Jeanette Vogt (76.0 IP)	1983

Opponent Batting Average (minimum 50 IP)

1.	.167	Kathy Williams (75.2 IP)	1981
2.	.183	Carol Heitman (69.1 IP)	1981
3.	.217	Chris Engelhardt (145.0 IP)	1999
	.217	Giana Zimmerman (185.0 IP)	2009
5.	.220	Linda Ridgely (76.2 IP)	1981
6.	.230	Jenny Doehring (112.0 IP)	2000
7.	.244	Debbie Schmelz (166.2 IP)	1999
8.	.245	Amy Fahnestock (149.1 IP)	2004
9.	.250	Jenny Doehring (160.1 IP)	2001
10.	.254	Jennifer Dippel (104.0 IP)	2000

Walks Allowed/7 Inning Game

(minimum 50 IP)

1.	0.55	Jeanette Vogt (76.0 IP)	1983
2.	0.60	Tracie Eudaley (211.1 IP)	1987
3.	0.62	Elaine Fisher (91.0 IP)	2005
4.	0.79	Renee Mueller (160.1 IP)	2000
5.	0.82	Chris Engelhardt (77.0 IP)	1996
6.	0.89	Tracie Eudaley (212.1 IP)	1985
7.	0.96	Shelle Wadsworth (80.1 IP)	1990
8.	0.97	Tracie Eudaley (130.0 IP)	1984
9.	0.98	Shelle Wadsworth (214.0 IP)	1989
10.	1.05	Tracie Eudaley (234.0 IP)	1986

Strikeouts/7 Inning Game (minimum 50 IP)

1.	6.96	Giana Zimmerman (185.0 IP)	2009
2.	6.55	Chris Engelhardt (77.0 IP)	1996
3.	6.37	Chris Engelhardt (145.0 IP)	1999
4.	5.98	Tracie Eudaley (234.0 IP)	1986
5.	5.63	Sara Reichert (143.0 IP)	1995
6.	5.52	Elaine Fisher (197.2 IP)	2006
7.	5.35	Sara Reichert (120.1 IP)	1996
8.	5.17	Keaira Schilling (103.0 IP)	2014
9.	5.08	Debbie Schmelz (166.2 IP)	1999
10.	5.04	Chris Engelhardt (133.1 IP)	1998

Wins

1.	30	Alice Marler	30-11	1991
2.	25	Tracie Eudaley	25-8	1986
3.	23	Tracie Eudaley	23-10	1987
4.	20	Missy Sanges	20-7	1989
5.	19	Debbie Schmelz	19-6	1998
	19	Elaine Fisher	19-20	2008
	19	Giana Zimmerman	19-9	2009
8.	18	Alora Marble	18-8	2011
9.	17	Tracie Eudaley	17-13	1985
	17	Sara Reichert	17-6	1995
	17	Shelle Wadsworth	17-14	1989

Saves

1.	3	Tracie Eudaley	1985
3.	3	Elaine Fisher	2007
3.	3	Alice Marler	1991
3.	3	Melanie Thompson	1992
3.	3	Lori Neely	1993
3.	3	Alora Marble	2011
3.	3	Hannah Durham	2014
3.	3	Debbie Schmelz	1998
3.	3	Debbie Kennedy	1981

Appearances

1.	46	Elaine Fisher	2008
2.	43	Alice Marler	1991
43.	43	Elaine Fisher	2007
4.	41	Alora Marble	2011
5.	39	Taylor Cowan	2013
	39	Amy Fahnestock	2005
7.	38	Tracie Eudaley	1986
	38	Alora Marble	2012
9.	37	Elaine Fisher	2006
10.	36	Shea Cothren	2011

Games Started

1.	38	Alice Marler	1991
2.	34	Elaine Fisher	2008
	34	Elaine Fisher	2007
4.	33	Taylor Cowan	2013
5.	32	Tracie Eudaley	1985
6.	31	Tracie Eudaley	1986
	31	Alora Marble	2012
8.	30	Elaine Fisher	2006
	30	Amy Fahnestock	2005
10.	29	Shelle Wadsworth	1989
	29	Missy Sanges	1989
	29	Tracie Eudaley	1987

Complete Games

1.	34	Alice Marler	1991
2.	30	Tracie Eudaley	1985
3.	27	Tracie Eudaley	1987
	27	Tracie Eudaley	1986
5.	26	Elaine Fisher	2007
6.	25	Elaine Fisher	2006
	25	Shelle Wadsworth	1989
8.	24	Alora Marble	2012
	24	Missy Sanges	1989
10.	23	Elaine Fisher	2008
	23	Giana Zimmerman	2009

Shutouts

1.	17	Tracie Eudaley	1986
2.	14	Alice Marler	1991
3.	12	Tracie Eudaley	1987
4.	9	Tracie Eudaley	1985
5.	8	Beth Russell	1988
	8	Beth Russell	1987
7.	7	Tracie Eudaley	1984
	7	Chris Engelhardt	1999
	7	Debbie Schmelz	1998
	7	Beth Russell	1986

Innings Pitched

1.	263.0	Alice Marler	1991
2.	234.1	Elaine Fisher	2008
3.	234.0	Tracie Eudaley	1986
4.	227.0	Elaine Fisher	2007
5.	214.0	Shelle Wadsworth	1989
6.	212.1	Tracie Eudaley	1985
7.	211.1	Tracie Eudaley	1987
8.	206.2	Alora Marble	2012
9.	206.0	Kathy Williams	1982
10.	197.2	Elaine Fisher	2006

Hits Allowed

1.	258	Elaine Fisher	2007
2.	246	Elaine Fisher	2008
3.	218	Madeline Krumrey	2015
4.	216	Alora Marble	2012
5.	205	Taylor Cowan	2013
6.	202	Whitney Dupuis	2010
7.	197	Stefanie Barnes	2010
8.	193	Elaine Fisher	2006
9.	191	Renee Mueller	2000
10.	188	Alice Marler	1991

Earned Runs Allowed

1.	105	Taylor Cowan	2013
2.	101	Madeline Krumrey	2015
3.	100	Whitney Dupuis	2010
4.	97	Stefanie Barnes	2010
5.	93	Elaine Fisher	2007
	93	Keaira Schilling	2015
7.	92	Elaine Fisher	2008
8.	87	Kathy Williams	1982
9.	86	Keaira Schilling	2014
10.	79	Shea Cothren	2011

Walks Allowed

1.	101	Stefanie Barnes	2010
2.	83	Giana Zimmerman	2009
3.	76	Alice Marler	1990
4.	71	Taylor Cowan	2013
5.	65	Elaine Fisher	2007
6.	62	Whitney Dupuis	2010
	62	Amy Fahnestock	2004
8.	61	Elaine Fisher	2008
9.	60	Shea Cothren	2011
10.	59	Kelly Birk	2003
	59	Kelly Birk	2002

Most Strikeouts

1.	200	Tracie Eudaley	1986
2.	184	Giana Zimmerman	2009
3.	160	Elaine Fisher	2008
4.	158	Alice Marler	1991
5.	156	Elaine Fisher	2006
6.	135	Elaine Fisher	2007
	135	Tracie Eudaley	1987
8.	132	Chris Engelhardt	1999
9.	121	Debbie Schmelz	1999
10.	115	Sara Reichert	1995

Returning players in Bold



Madeline Krumrey ranks among SEMO's top 10 leaders in 11 different career statistical categories.



Elaine Fisher is Southeast's career leader in appearances, starts, strikeouts and saves.

Southeast Missouri State REDHAWKS

CAREER PITCHING

Earned Run Average (minimum 100 IP)

1.	0.43	Tracie Eudaley (787.2 IP)	1984-87
2.	0.79	Beth Russell (443.0 IP)	1986-88
3.	0.93	Jeanette Vogt (158.0 IP)	1983-84
4.	1.14	Missy Sanges (233.0 IP)	1989-90
5.	1.22	Alice Marler (601.0 IP)	1990-92
6.	1.28	Shelle Wadsworth (458.1 IP)	1988-91
7.	1.62	Chris Engelhardt (479.1 IP)	1996-99
8.	1.66	Debbie Schmelz (601.1 IP)	1996-99
9.	1.87	Shelley Trieb (116.1 IP)	1991-94
	1.87	Amy Johannsen (464.2 IP)	1992-95

Opponent Batting Average (minimum 100 IP)

1.	.217	Giana Zimmerman (185.0 IP)	2009-10
2.	.242	Jenny Doehring (272.1 IP)	2000-01
3.	.254	Jennifer Dippel (104.0 IP)	2000
4.	.266	Alora Marble (366.0 IP)	2011-12
5.	.269	Mackenzie Hoelting (106.2 IP)	2016-17
6.	.278	Stefanie Barnes (288.0 IP)	2009-12
7.	.282	Madeline Krumrey (456.0 IP) 2015-pr.	
8.	.285	Jessica Hunter (193.1 IP)	2003-04
9.	.286	Kristen King (244.2 IP)	2001-02
10.	.288	Taylor Cowan (334.2 IP)	2011-13

Walks Allowed/7 Inning Game (minimum 100 IP)

1.	0.79	Renee Mueller (160.1 IP)	2000
2.	0.87	Tracie Eudaley (787.2 IP)	1984-87
3.	0.93	Jeanette Vogt (158.0 IP)	1983-84
4.	1.02	Shelle Wadsworth (458.1 IP)	1988-91
5.	1.30	Lori Neely (107.2 IP)	1993
6.	1.44	Missy Sanges (233.0 IP)	1989-90
7.	1.52	Jessica Hunter (193.1 IP)	2003-04
8.	1.53	Beth Russell (443.0 IP)	1986-88
9.	1.55	Elaine Fisher (750.0 IP)	2005-08
10.	1.62	Nikki Mortimer (271.2 IP)	1994-95

Strikeouts/7 Inning Game (minimum 100 IP)

1.	6.96	Giana Zimmerman (185.0 IP)	2009-10
2.	5.40	Chris Engelhardt (479.1 IP)	1996-99
3.	4.76	Stephanie Huffman (189.2 IP)	2005-06
4.	4.68	Elaine Fisher (750.0 IP)	2005-08
5.	4.44	Sara Reichert (457.2 IP)	1994-97
6.	4.24	Madeline Krumrey (456.0 IP) 2015-pr.	
7.	4.19	Tracie Eudaley (787.2 IP)	1984-87
8.	4.17	Amy Fahnestock (341.0 IP)	2004-05
9.	4.16	Stefanie Barnes (288.0 IP)	2009-12
10.	3.84	Debbie Schmelz (601.1 IP)	1996-99

Wins

1.	79	Tracie Eudaley	79-37	1984-87
2.	62	Debbie Schmelz	62-34	1996-99
3.	59	Alice Marler	59-29	1990-92
4.	54	Elaine Fisher	54-62	2005-08
	54	Chris Engelhardt	54-15	1996-99
6.	51	Sara Reichert	51-20	1994-97
7.	45	Amy Johannsen	45-26	1992-95
8.	41	Beth Russell	41-22	1986-88
9.	39	Shelle Wadsworth	39-31	1988-91
10.	33	Madeline Krumrey 33-34 2015-pr.		
	33	Alora Marble	33-23	2011-12

Saves

1.	7	Elaine Fisher	2005-08
2.	6	Tracie Eudaley	1984-87
3.	5	Alice Marler	1990-92
	5	Debbie Schmelz	1996-99
5.	4	Madeline Krumrey 2015-pr.	
	4	Shelle Wadsworth	1988-91
	4	Hannah Durham	2013-14
	4	Mackenzie Hoelting	2016-17
9.	3	Kelly Birk	2002-05
	3	Chris Engelhardt	1996-99
	3	Debbie Kennedy	1981-82
	3	Melanie Thompson	1992
	3	Lori Neely	1993
	3	Alora Marble	2011-12
	3	Sara Reichert	1994-97

Appearances

1.	151	Elaine Fisher	2005-08
2.	127	Tracie Eudaley	1984-87
3.	117	Debbie Schmelz	1996-99
4.	103	Chris Engelhardt	1996-99
5.	101	Alice Marler	1990-92
6.	93	Kelly Birk	2002-05
7.	90	Madeline Krumrey 2015-pr.	
	90	Amy Johannsen	1992-95
9.	88	Taylor Cowan	2011-13
10.	87	Sara Reichert	1994-97

Games Started

1.	110	Tracie Eudaley	1984-87
	110	Elaine Fisher	2005-08
3.	88	Debbie Schmelz	1996-99
4.	84	Alice Marler	1990-92
5.	77	Chris Engelhardt	1996-99
6.	75	Madeline Krumrey 2015-pr.	
7.	71	Shelle Wadsworth	1988-91
8.	69	Sara Reichert	1994-97
9.	68	Beth Russell	1986-88
10.	55	Alora Marble	2011-12
	55	Amy Fahnestock	2004-05

Complete Games

1.	102	Tracie Eudaley	1984-87
2.	78	Elaine Fisher	2005-08
3.	72	Alice Marler	1990-92
4.	58	Debbie Schmelz	1996-99
5.	52	Sara Reichert	1994-97
6.	49	Shelle Wadsworth	1988-91
	49	Beth Russell	1986-88
8.	47	Chris Engelhardt	1996-99
9.	42	Amy Johannsen	1992-95
10.	36	Alora Marble	2011-12
	36	Nikki Mortimer	1994-95

Shutouts

1.	45	Tracie Eudaley	1984-87
2.	23	Beth Russell	1986-88
3.	20	Alice Marler	1990-92
	20	Shelle Wadsworth	1988-91
5.	18	Elaine Fisher	2005-08
6.	17	Chris Engelhardt	1996-99
7.	15	Debbie Schmelz	1996-99
8.	14	Sara Reichert	1994-97
9.	10	Jenny Doehring	2000-01
10.	9	Amy Johannsen	1992-95

Innings Pitched

1.	787.2	Tracie Eudaley	1984-87
2.	750.0	Elaine Fisher	2005-08
3.	601.1	Debbie Schmelz	1996-99
4.	601.0	Alice Marler	1990-92
5.	479.1	Chris Engelhardt	1996-99
6.	464.2	Amy Johannsen	1992-95
7.	458.1	Shelle Wadsworth	1988-91
8.	457.2	Sara Reichert	1994-97
9.	456.0	Madeline Krumrey 2015-pr.	
10.	443.0	Beth Russell	1986-88

Hits Allowed

1.	779	Elaine Fisher	2005-08
2.	521	Madeline Krumrey 2015-pr.	
3.	506	Debbie Schmelz	1996-99
4.	488	Alice Marler	1990-92
5.	453	Whitney Dupuis	2008-11
6.	435	Amy Johannsen	1992-95
	435	Tracie Eudaley	1984-87
8.	407	Shelle Wadsworth	1988-91
9.	405	Sara Reichert	1994-97
10.	393	Taylor Cowan	2011-13

Earned Runs Allowed

1.	260	Elaine Fisher	2005-08
2.	235	Whitney Dupuis	2008-11
3.	221	Madeline Krumrey 2015-pr.	
4.	210	Taylor Cowan	2011-13
5.	179	Keaira Schilling	2014-15
6.	171	Stefanie Barnes	2009-12
7.	146	Alora Marble	2011-12
8.	143	Debbie Schmelz	1996-99
9.	137	Kelly Birk	2002-05
10.	132	Aubrey Denno	2014-17
	132	Hannah Durham	2013-14

Walks Allowed

1.	183	Kelly Birk	2002-05
2.	166	Elaine Fisher	2005-08
3.	159	Madeline Krumrey 2015-pr.	
	159	Stefanie Barnes	2009-12
5.	155	Taylor Cowan	2011-13
6.	154	Debbie Schmelz	1996-99
7.	147	Alice Marler	1990-92
8.	143	Whitney Dupuis	2008-11
9.	125	Amy Johannsen	1992-95
10.	123	Sara Reichert	1994-97

Most Strikeouts

1.	501	Elaine Fisher	2005-08
2.	471	Tracie Eudaley	1984-87
3.	370	Chris Engelhardt	1996-99
4.	330	Debbie Schmelz	1996-99
5.	315	Alice Marler	1990-92
6.	290	Sara Reichert	1994-97
7.	276	Madeline Krumrey 2015-pr.	
8.	221	Amy Johannsen	1992-95
9.	203	Amy Fahnestock	2004-05
10.	199	Alora Marble	2011-12

Returning players in **Bold**



Debbie Schmelz ranks second all-time with 62 career wins.



Traci Eudaley owns six career pitching records.

Southeast Missouri State REDHAWKS

TEAM SINGLE-SEASON

Batting Average			At Bats			Runs Batted In			Stolen Base Attempts			Saves		
1.	.323 (422-1308)	1996	1.	1670	2011	1.	276	1986	1.	88 (65-88)	2017	1.	6	1991
2.	.302 (415-1373)	1998	2.	1539	2012	2.	250	2011	2.	82 (68-82)	2012		6	1981
3.	.296 (388-1310)	1987	3.	1516	1989	3.	241	1996	3.	73 (58-73)	2016		6	2011
4.	.294 (431-1465)	1986	4.	1492	1997	4.	233	1998	4.	69 (60-69)	1998		6	2003
5.	.291 (377-1296)	2015	5.	1472	2005	5.	225	1987	5.	67 (53-67)	1993	5.	5	2015
6.	.290 (484-1670)	2011	6.	1465	1995	6.	220	2012	6.	64 (55-64)	1987		5	1998
7.	.288 (430-1492)	1997		1465	1986	7.	218	1995	7.	63 (54-63)	1992	7.	4	2017
8.	.286 (362-1264)	1999	8.	1446	1994		218	1992	8.	61 (50-61)	1997		4	1993
9.	.286 (414-1446)	1994	9.	1444	2000	9.	212	1997		61 (54-61)	1990		4	1984
10.	.282 (434-1539)	2012	10.	1424	2004	10.	211	1994		61 (53-61)	2011		4	1985
													4	2016
Slugging Percentage			Runs Scored			Total Bases			Earned Run Average			Complete Games		
1.	.454 (1318 AB)	2007	1.	277	1998	1.	668	2011	1.	0.50 (391.0 IP)	1986		50	1994
2.	.446 (1373 AB)	1998	2.	276	1986	2.	613	1998	2.	0.58 (312.0 IP)	1985	1.	49	1989
3.	.436 (1296 AB)	2015	3.	275	2011	3.	598	2007	3.	0.69 (353.0 IP)	1987	2.	45	1995
4.	.430 (1308 AB)	1996	4.	270	1994	4.	593	1986	4.	0.73 (221.0 IP)	1984	3.	44	1987
5.	.429 (1350 AB)	2006	5.	269	2012	5.	589	2012	5.	0.78 (279.0 IP)	1988	4.	43	2001
6.	.427 (1327 AB)	2017	6.	261	1996	6.	579	2006	6.	0.79 (346.0 IP)	1991	5.	43	1991
7.	.412 (1251 AB)	2016	7.	259	1995		579	2005	7.	1.04 (169.0 IP)	1983		43	1986
8.	.409 (1253 AB)	2013	8.	242	1992	8.	574	1997	8.	1.13 (315.0 IP)	1996	8.	40	1992
9.	.405 (1465 AB)	1986	9.	239	1997	9.	567	2017	9.	1.36 (324.0 IP)	1990		40	1985
10.	.401 (1380 AB)	2008	10.	225	2006	10.	565	2015	10.	1.39 (397.0 IP)	1989	10.	39	1996
On-Base Percentage			Hits			Walks			Opponent Batting Average			Shutouts		
1.	.376 (1308 AB)	1996	1.	484	2011	1.	159	2010	1.	.188 (266.2 IP)	1981		25	1986
2.	.366 (1296 AB)	2015	2.	434	2012	2.	153	1995	2.	.257 (354.2 IP)	2004	1.	21	1996
3.	.358 (1260 AB)	2010	3.	431	1986	3.	151	1994	3.	.264 (376.1 IP)	2000	2.	20	1987
4.	.358 (1373 AB)	1998	4.	430	1997	4.	146	2009	4.	.267 (331.0 IP)	2001	3.	17	1991
5.	.356 (1327 AB)	2017	5.	422	1996	5.	140	1982	5.	.272 (324.1 IP)	2009	4.	14	1985
6.	.354 (1446 AB)	1994	6.	415	1998	6.	139	1985	6.	.281 (339.1 IP)	2008	5.	14	1988
7.	.350 (1465 AB)	1986	7.	414	1994		139	2015	7.	.282 (326.0 IP)	2017		14	1984
8.	.350 (1670 AB)	2011	8.	409	1989	8.	138	2016	8.	.283 (369.2 IP)	2012	8.	13	1992
9.	.349 (1465 AB)	1995	9.	406	1995	9.	137	2017	9.	.283 (408.1 IP)	2011		13	1997
10.	.349 (1310 AB)	1987	10.	388	1987	10.	133	2011	10.	.294 (313.2 IP)	2016		13	1999
Stolen Base Percentage			Doubles			Sacrifice Flies			Walks Allowed/7 Inning Game			Innings Pitched		
1.	1.000 (28-28)	1983	1.	89	1998	1.	19	1994	1.	1.08 (169.0 IP)	1983		408.1	2011
2.	.929 (52-56)	1989	2.	80	2000	2.	18	1986		1.08 (221.0 IP)	1984	1.	397.0	1989
3.	.909 (50-55)	1988	3.	77	2006		18	1984	3.	1.09 (353.0 IP)	1987	2.	391.0	1986
4.	.886 (31-35)	1984	4.	74	1995	4.	17	1995	4.	1.20 (397.0 IP)	1989	3.	380.0	1994
5.	.885 (54-61)	1990	5.	70	1997	5.	14	2011	5.	1.20 (279.0 IP)	1988	4.	376.1	2000
6.	.870 (60-69)	1998	6.	69	2005		14	1985	6.	1.26 (350.0 IP)	1992	5.	374.1	2005
7.	.869 (53-61)	2011		69	2016	7.	13	1991	7.	1.29 (315.0 IP)	1996	6.	369.2	2012
8.	.865 (32-37)	1982	8.	68	1996		13	2012	8.	1.32 (346.0 IP)	1991	7.	367.2	1995
	.865 (32-37)	2000	9.	67	2004	9.	11	1993	9.	1.32 (391.0 IP)	1986	8.	366.0	1997
			10.	67	2011		11	2016	10.	1.37 (312.0 IP)	1985	10.	354.2	2004
Most Games Played			Triples			Sacrifice Hits			Strikeouts/7 Inning Game			Fewest Hits Allowed		
1.	61	2011	1.	35	1986	1.	119	1994	1.	5.89 (324.1 IP)	2009	1.	100	1983
2.	58	1989	2.	24	1981	2.	114	1991	2.	5.58 (325.0 IP)	1999	2.	149	1984
	58	1994	3.	22	1995	3.	99	1992	3.	5.27 (337.1 IP)	2006	3.	176	1981
	57	1997	4.	21	1982	4.	88	1987	4.	5.11 (315.0 IP)	1996	4.	201	1986
6.	56	1986		21	1988	5.	76	1986	5.	4.65 (391.0 IP)	1986	5.	210	1985
7.	55	2005	6.	20	1988		76	1993	6.	4.33 (339.1 IP)	2008	6.	219	1996
	55	2012		20	1993	7.	74	1989	7.	4.11 (281.0 IP)	2014	7.	223	1988
	55	2000	8.	19	1997	8.	71	1995	8.	4.08 (374.1 IP)	2005	8.	246	1987
10.	53	1992	9.	18	1994	9.	66	1997	10.	3.96 (367.2 IP)	1995	9.	258	1991
			10.	18	1992	10.	52	2004					258	1982
Fewest Games Played			Home Runs			Stolen Bases			Most Wins			Fewest Runs Allowed		
1.	23	1983	1.	57	2007	1.	68 (68-82)	2012	1.	40 (40-16)	1986	1.	41	1983
2.	33	1984	2.	43	2006	2.	65 (65-88)	2017	2.	39 (39-13)	1987	2.	53	1984
3.	37	1981	3.	40	2008	3.	60 (60-69)	1998		39 (39-9)	1996	3.	63	1996
4.	41	1988	4.	39	2015	4.	58 (58-73)	2016	4.	38 (38-14)	1991	4.	80	1987
	41	2002	5.	38	2005	5.	55 (55-64)	1987		38 (38-20)	1995	5.	88	1986
6.	45	2014	6.	35	2016	6.	54 (54-63)	1992		38 (38-13)	1998	6.	89	1988
7.	46	2015		33	2011		54 (54-61)	1990	7.	37 (37-21)	1989	7.	95	1991
8.	47	2003	7.	32	2013	8.	53 (53-67)	1993	8.	36 (36-22)	1994	8.	100	1985
9.	48	1999	8.	31	2017		53 (53-61)	2011	9.	35 (35-18)	1992	9.	112	1981
	48	2010	10.	30	2014	10.	52 (52-56)	1989	10.	33 (33-23)	1997	10.	120	1990

Southeast Missouri State REDHAWKS

TEAM SINGLE-SEASON

Fewest Earned Runs Allowed

1.	23	1984
2.	25	1983
3.	26	1985
4.	28	1986
5.	31	1988
6.	35	1987
7.	39	1991
8.	51	1996
9.	61	1981
10.	63	1990

Fewest Home Runs Allowed

1.	5	1999
	5	1996
3.	6	2002
4.	7	1993
	7	1994
	7	1997
7.	11	1995
8.	13	1998
	13	2000
10.	14	2001

Runners Picked Off

1.	4	2012
	4	2014
3.	3	2016
	3	2015
	3	2007
	3	2011
7.	1	2017
	1	2013
	1	1995

Putouts

1.	1225	2011
2.	1190	1989
3.	1136	1994
4.	1131	1986
5.	1129	2000
6.	1123	2005
7.	1108	2012
8.	1103	1995
9.	1081	1997
10.	1064	2004

Double Plays Turned

1.	31	2011
2.	23	2016
	23	2002
4.	20	2003
5.	18	2007
6.	17	1995
	17	2013
8.	16	2012
	16	2010
10.	15	1997

Fewest Walks Allowed

1.	26	1983
2.	34	1984
3.	48	1988
4.	55	1987
5.	58	1996
6.	61	1985
7.	63	1992
8.	65	1991
9.	68	1989
10.	74	1986

Batters Faced

1.	1900	2011
2.	1690	2012
3.	1640	1989
4.	1594	1995
5.	1578	2008
6.	1556	1997
7.	1555	2015
8.	1543	2013
9.	1534	2010
10.	1514	2007

Fielding Percentage

1.	.973 (945-413-37)	1996
2.	.966 (1011-481-53)	2006
3.	.965 (1081-518-58)	1997
4.	.964 (1225-502-64)	2011
5.	.963 (1059-562-63)	1987
6.	.961 (1123-531-67)	2005
7.	.960 (975-423-58)	1999
8.	.960 (978-433-59)	2017
9.	.959 (823-469-55)	2002
10.	.959 (1005-477-64)	1998

Assists

1.	630	1994
2.	569	1993
3.	563	1986
4.	562	1987
5.	543	2000
6.	533	2003
7.	532	1995
8.	531	2005
9.	530	2004
10.	526	2012

Fewest Stolen Bases Against

1.	26	2007
2.	37	2008
3.	38	2017
4.	45	2014
5.	51	2010
6.	54	2009
7.	59	2015
8.	61	2012
9.	64	2013
10.	68	2016

Strikeouts

1.	273	2009
2.	260	1986
3.	259	1999
4.	254	2006
5.	230	1996
6.	223	2011
7.	218	2005
8.	210	2008
9.	208	1995
10.	194	2017

Fewest Hit Batters

1.	4	1988
	4	1992
	4	1994
	4	1996
5.	5	1985
	5	1987
7.	6	1991
	6	1990
9.	7	1993
10.	8	1999

Chances

1.	1855	1994
2.	1791	2011
3.	1785	1986
4.	1776	1989
5.	1746	2000
6.	1721	2005
7.	1711	2012
8.	1706	1995
9.	1684	1987
10.	1682	2004

Fewest Errors

1.	37	1996
2.	53	1988
	53	2006
4.	55	2002
5.	58	1997
	58	1999
7.	59	2017
	59	1984
9.	62	2014
	62	2009

Most Caught Stealing By

1.	22	2008
	22	2014
3.	21	2012
4.	19	2013
5.	16	2016
	16	2011
7.	15	2010
8.	14	2017
	14	2007
	14	2009
	14	2015

Strikeouts Looking

1.	72	2009
2.	69	2011
3.	61	2017
4.	57	2013
5.	55	2007
6.	51	2012
7.	49	2010
	49	2008
9.	46	2014
	46	2016

Fewest Doubles Allowed

1.	26	1996
2.	33	1994
3.	36	1999
4.	44	1997
5.	45	1998
6.	46	1995
7.	48	1993
8.	49	2017
9.	51	2006
10.	52	2001

Fewest Triples Allowed

1.	1	2007
2.	2	1996
3.	3	2009
4.	4	2012
	4	1998
	4	2008
7.	5	2016
	5	2005
	5	1999
	5	2002



Carmen Fowler set a new Southeast single-season record with 73 hits in 2011.



Alex Ramirez currently holds the school's career and single-season records in walks.



Michelle Summers is Southeast's all-time career leader in seven different categories, including home runs and RBI.

Southeast Missouri State REDHAWKS

ANNUAL LEADERS

Batting Average

1981	.355	Jayne Creek
1982	.287	Debbie Kennedy
1983	.211	Lori Alexander
1984	.383	Tracie Eudaley
1985	.313	Connie Simmons
1986	.367	Julie Hume
1987	.374	Pat McDonagh
1988	.301	Julie Hume
1989	.362	Lisa Foster
1990	.298	Ginger Hagler
1991	.319	Cathy Retherford
1992	.364	Karen Hudson
1993	.400	Shelley Trieb
1994	.359	Jodi Smith
1995	.399	Lisa Kraxner
1996	.388	Janis Swiderski
1997	.395	Kim Palmer
1998	.413	Kim Palmer
1999	.409	Jenny Oermann
2000	.321	Jenny Doebling
2001	.388	Renee Enos
2002	.312	Brooke Nett
2003	.333	Brooke Nett
2004	.331	Kelly Birk
2005	.343	Lindsay Pickering
2006	.364	Megan McDonald
2007	.333	Michelle Summers
2008	.406	Megan McDonald
2009	.341	Nicole Troncoso
2010	.345	Nicole Troncoso
2011	.386	Carmen Fowler
2012	.367	Evan Sallis
2013	.403	Alexis Anderson
2014	.424	Savannah Carpenter
2015	.389	Kayla Fortner
2016	.320	Claire Wernig
2017	.412	Rachel Anderson

Slugging Percentage

1981	.579	Jayne Creek
1982	.456	Debbie Kennedy
1983	.268	Lori Alexander
1984	.467	Tracie Eudaley
1985	.379	Robin Keating
1986	.528	Pat McDonagh
1987	.448	Pat McDonagh
1988	.439	Julie Hume
1989	.462	Lisa Foster
1990	.484	Ginger Hagler
1991	.429	Karen Hudson
1992	.531	Karen Hudson
1993	.629	Shelley Trieb
1994	.536	Robyn Sitzes
1995	.619	Lisa Kraxner
1996	.570	Lisa Kraxner
1997	.622	Kim Palmer
1998	.776	Kim Palmer
1999	.553	Jenny Oermann
2000	.461	Jenny Doebling

2001	.545	Renee Enos
2002	.411	Dawn Piantino
2003	.496	Brooke Nett
2004	.458	Kelly Birk
2005	.593	Michelle Summers
2006	.582	Michelle Summers
2007	.667	Michelle Summers
2008	.691	Michelle Summers
2009	.486	Alex Ramirez
2010	.429	Nicole Troncoso
2011	.527	Shelby Kuryllo
2012	.470	Taylor Cowan
2013	.632	Alexis Anderson
2014	.656	Savannah Carpenter
2015	.832	Kayla Fortner
2016	.557	Haylee Krack
2017	.719	Rachel Anderson

On-Base Percentage

1981	.383	Monica Buehrle
1982	.358	Debbie Kennedy
1983	.282	Lori Alexander
1984	.395	Tracie Eudaley
1985	.393	Pat McDonagh
1986	.410	Julie Hume
1987	.410	Pat McDonagh
1988	.342	Theresa Schulte
1989	.403	Lisa Foster
1990	.380	Sue Stulgo
1991	.364	Cathy Retherford
	.364	Karen Hudson
1992	.403	Karen Hudson
1993	.436	Shelley Trieb
1994	.404	Robyn Sitzes
1995	.453	Lisa Kraxner
1996	.420	Lisa Kraxner
1997	.439	Kim Palmer
1998	.479	Kim Palmer
1999	.458	Jenny Oermann
2000	.385	Jenny Doebling
2001	.436	Renee Enos
2002	.378	Courtney Eklund
2003	.420	Brooke Nett
2004	.403	Kelly Birk
2005	.419	Kelly Birk
2006	.410	Megan McDonald
2007	.440	Michelle Summers
2008	.472	Michelle Summers
2009	.456	Alex Ramirez
2010	.419	Melissa Walker
2011	.445	Carmen Fowler
2012	.405	Evan Sallis
2013	.434	Alexis Anderson
2014	.483	Savannah Carpenter
2015	.523	Kayla Fortner
2016	.392	Savannah Carpenter
2017	.483	Rachel Anderson

At Bats

1981	110	Monica Buehrle
1982	166	Tina Revelle
1983	81	Twanda Moore
1984	107	Tracie Eudaley
1985	145	Robin Keating
1986	178	Pat McDonagh
1987	164	Tracie Eudaley
1988	136	Lisa Thornton
1989	176	Lisa Thornton
	176	Jackie Craig
1990	148	Karen Hudson
	148	Alice Marler
1991	159	Carol Chilton
1992	162	Karen Hudson
1993	142	Amy Evers
1994	183	Amy Evers
1995	169	Amy Evers
	169	Kelly Heatherington
1996	152	Janis Swiderski
1997	186	Chris Shetley
1998	176	Chris Shetley
1999	161	Ricki DeArmon
2000	181	Kelsey White
2001	147	Reagan Hamlin
2002	124	Dawn Piantino
2003	141	Kate Groden
2004	166	Kelly Birk
2005	182	Michelle Summers
2006	170	Michelle Summers
2007	159	Stacia Dopudja
2008	167	Jennifer Vasquez
2009	154	Renee Kertz
2010	168	Nicole Troncoso
2011	208	Evan Sallis
2012	188	Evan Sallis
2013	147	Kaitlin Zink
2014	125	Savannah Carpenter
2015	151	Taylor McDannold
	151	Lindsey Patterson
2016	169	Claire Wernig
2017	153	Rachel Anderson

Runs Scored

1981	21	Monica Buehrle
1982	20	Jo Ann Betts
1983	11	Kathy Rediger
1984	20	Lori Alexander
1985	23	Lori Alexander
	23	Pat McDonagh
1986	41	Pat McDonagh
1987	34	Pat McDonagh
1988	17	Theresa Schulte
1989	29	Lisa Foster
1990	26	Lisa Thornton
1991	37	Karen Hudson
1992	46	Karen Hudson
1993	25	Robyn Horace
	25	Gail Salger
1994	38	Amy Evers

1995	40	Kelly Heatherington
1996	37	Janis Swiderski
1997	41	Kim Palmer
1998	48	Kim Palmer
1999	29	Jenny Oermann
2000	32	Jenny Doebling
2001	31	Jenny Doebling
2002	22	Dawn Piantino
2003	23	Kate Gordon
2004	25	Suzi Lair
2005	47	Michelle Summers
2006	39	Michelle Summers
2007	36	Michelle Summers
2008	39	Michelle Summers
2009	25	Renee Kertz
2010	27	Shelby Stein
	27	Carmen Fowler
2011	43	Evan Sallis
2012	41	Evan Sallis
2013	27	Kaitlin Zink
	27	Alexis Anderson
2014	25	Haylee Krack
2015	42	Kayla Fortner
2016	32	Claire Wernig
2017	36	Mykaela Arellanes

Hits

1981	39	Monica Buehrle
1982	39	Tina Revelle
	39	Debbie Kennedy
1983	22	Linda Venable
1984	41	Tracie Eudaley
1985	43	Tracie Eudaley
1986	61	Pat McDonagh
1987	61	Pat McDonagh
1988	37	Julie Hume
1989	61	Sue Stulgo
1990	38	Alice Marler
	38	Sue Stulgo
1991	47	Andria Gaines
1992	59	Karen Hudson
1993	56	Shelley Trieb
1994	55	Gail Salger
1995	67	Lisa Kraxner
1996	59	Janis Swiderski
1997	68	Kim Palmer
1998	68	Jenny Oermann
1999	54	Jenny Oermann
2000	53	Kelsey White
	53	Jenny Doebling
2001	52	Renee Enos
2002	35	Dawn Piantino
2003	43	Brooke Nett
2004	55	Kelly Birk
2005	60	Michelle Summers
2006	55	Michelle Summers
	55	Megan McDonald
2007	52	Stacia Dopudja
2008	67	Megan McDonald
2009	46	Alex Ramirez
	46	Nicole Troncoso

ANNUAL LEADERS

GOSOUTHEAST.COM 101

Southeast Missouri State REDHAWKS

ANNUAL LEADERS

1988	12	Theresa Schulte	1997	8	Chris Shetley	2012	29	Kaitlin Zink	2014	2	Meaghan Touchette
1989	29	Karen Hudson	1998	3	Chris Shetley	2013	31	Kaitlin Zink		2	Savannah Carpenter
1990	18	Sue Stulgo	1999	5	Anne Trieb	2014	31	Leah Duffe	2015	2	Kayla Fortner
1991	17	Shelley Trieb	2000	7	Brooke Nett	2015	20	Meaghan Touchette		2	Savannah Carpenter
1992	16	Alice Marler	2001	14	Brooke Nett	2016	28	Sarah Messex	2016	2	Danielle Turner
	16	Robyn Horace	2002	4	Brooke Nett		28	Darby Pruett		2	Darby Pruett
1993	14	Robyn Horace	2003	10	Brooke Nett	2017	34	Darby Pruett		2	Riley Hayes
1994	20	Shelley Trieb	2004	9	Victoria Torrez					2	Savannah Carpenter
	20	Julie Davis	2005	6	Victoria Torrez	Sacrifice Flies			2017	3	Parker Bandy
	20	Amy Evers	2006	4	Michelle Summers	1984	3	Lisa Bean	Sacrifice Hits		
1995	25	Kelly Heatherington		4	Stephanie Huffman		3	Tracie Eudaley	1981	7	Jayne Creek
1996	20	Jodi Smith	2007	5	Michelle Summers		3	Christy Barks		7	Margaret Schelich
1997	19	Tami Hebert	2008	10	Michelle Summers	1985	5	Linda Venable	1982	7	Jo Ann Betts
1998	24	Tami Hebert	2009	4	Elise Sperakos	1986	4	Connie Simmons	1984	3	Twanda Moore
1999	24	Tami Hebert	2010	8	Shelby Stein	1987	1	Kelly Nelis		3	Karen Watwood
2000	17	Jenny Doehring	2011	7	Shelby Stein		1	Dina Doolen	1985	6	Tracie Eudaley
2001	17	Jenny Doehring	2012	8	Lindsey Patterson		1	Tracie Eudaley		6	Carolyn Geile
2002	16	Courtney Eklund	2013	6	Lindsey Patterson	1988	1	Ann Dooley		6	Linda Venable
	16	Dawn Piantino	2014	6	Jamie Woodworth	1989	3	Theresa Schulte	1986	13	Linda Venable
2003	19	Amy Murphy	2015	3	Meaghan Touchette	1991	3	Cathy Retherford		13	Kelly Nelis
2004	20	Suzi Lair		3	Lindsey Patterson	1992	2	Karen Hudson	1987	14	Kelly Nelis
2005	28	Kelly Birk	2016	10	Haylee Krack	1993	4	Shelley Trieb	1988	9	Julie Hume
2006	19	Charlene Ramirez	2017	4	Claudia Gallo	1994	6	Kim Staffey	1989	13	Sue Stulgo
2007	24	Michelle Summers		4	Darby Pruett	1995	4	Lisa Kraxner	1990	10	Lisa Thornton
2008	25	Alex Ramirez	Strikeouts			1996	3	Jodi Smith	1991	21	Alice Marler
2009	29	Alex Ramirez	1981	11	Kathy Rediger		3	Janis Swiderski	1992	23	Robyn Horace
2010	28	Alex Ramirez	1982	17	Kathy Rediger	1997	1	Kim Palmer	1993	16	Robyn Horace
2011	23	Carmen Fowler	1983	14	Lisa Bean		1	Melissa Thornton	1994	19	Lesley Mueller
	23	Renee Kertz	1984	22	Lisa Bean		1	Michelle Frank	1995	15	Amy Evers
2012	18	Lindsey Patterson	1985	21	Pat McDonagh	1998	3	Tami Hebert	1996	15	Kelly Heatherington
2013	19	Lindsey Patterson	1986	17	Julie Hume	1999	1	Renee Enos	1997	15	Jenny Oermann
2014	19	Haylee Krack	1987	13	Kelly Nelis		1	Tami Hebert	1998	9	Tami Hebert
2015	37	Kayla Fortner		13	Chris Wood		1	Joanna Hicks	1999	8	Joanna Hicks
2016	34	Sarah Messex	1988	9	Ann Dooley		1	Michelle Frank	2000	7	Brooke Nett
2017	22	Mykaela Arellanes	1989	13	Karen Hudson		1	Courtney Eklund	2001	9	Kemi Rampi
Hit By Pitch			1990	20	Tracy Bione	2000	3	Renee Enos	2002	7	Kemi Rampi
1981	1	Tami Branson	1991	26	Carol Chilton	2001	2	Renee Enos	2003	9	Kate Groden
	1	Debbie Schill	1992	21	Julie Lehmbeck		2	Erica Bonilla	2004	12	Amy Murphy
1982	1	Becky Bollinger		21	Robyn Sitzes		2	Kemi Rampi		12	Victoria Torrez
	1	Sherry Hamilton		21	Kim Staffey	2002	1	Brooke Nett	2005	11	Victoria Torrez
	1	Kathy Rediger	1993	27	Traci Wren		1	Reagan Hamlin	2006	15	Charlene Ramirez
1985	1	Lori Alexander	1994	19	Traci Wren		1	Dawn Piantino	2007	9	Stephanie Mata
	1	Tracie Eudaley	1995	25	Jodi Smith	2003	2	Kate Groden	2008	8	Jennifer Vasquez
	1	Twanda Moore	1996	25	Kim Palmer	2004	2	Suzi Lair	2009	9	Elise Sperakos
1986	5	Kelly Nelis	1997	23	Josie Earnest	2005	3	Megan McDonald	2010	9	Shelby Stein
1987	3	Kelly Nelis	1998	28	Kim Palmer	2006	3	Jennifer Monaghan	2011	8	Kaitlin Zink
1988	1	Kathy Knaup	1999	24	Courtney Eklund	2007	2	Katie Otterness		8	Shelby Kuryllo
1989	2	Lisa Thornton		24	Tami Hebert	2008	2	Lauren Bradley	2012	8	Evan Sallis
1990	4	Sue Stulgo	2000	42	Courtney Eklund	2009	1	Alex Ramirez	2013	8	Xia Wilson
1991	2	Cathy Retherford	2001	29	Reagan Hamlin		1	Lauren Bradley	2014	9	Chelsea Smith
1992	3	Julie Davis	2002	28	Reagan Hamlin		1	Jennifer Vasquez	2015	5	India Davis
1993	2	Kim Staffey	2003	25	Alana Bagby-Leonard	2010	2	Jennifer Vasquez	2016	8	Harli Wheeler
1994	2	Julie Davis	2004	31	Lindsay Pickering		2	Nicole Troncoso	2017	6	Brooke Rheinecker
	2	Robyn Sitzes	2005	40	Megan McDonald	2011	5	Carmen Fowler			
	2	Shelley Trieb	2006	45	Lauren Bradley	2012	3	Renee Kertz			
1995	8	Julie Davis	2007	41	Stacia Dopudja		3	Brittany Smith			
1996	2	Kelly Heatherington	2008	26	Stacia Dopudja	2013	1	Taylor Cowan			
	2	Lisa Kraxner	2009	37	Shelby Stein		1	Simone Patterson			
	2	Karen Noel	2010	45	Shelby Stein		1	Xia Wilson			
	2	Janis Swiderski	2011	54	Kaitlin Zink		1	Jamie Woodworth			

Southeast Missouri State REDHAWKS

ANNUAL LEADERS

Stolen Bases

1981	5	Jo Ann Betts
1982	7	Tina Revelle
	7	Debbie Kennedy
1983	12	Twanda Moore
1984	13	Twanda Moore
1985	13	Pat McDonagh
1986	13	Pat McDonagh
1987	17	Pat McDonagh
1988	10	Lisa Thornton
1989	28	Lisa Thornton
1990	31	Lisa Thornton
1991	12	Carol Chilton
1992	32	Julie Lehmbeck
1993	30	Julie Davis
1994	13	Amy Evers
1995	6	Erin Frazier
1996	11	Erin Frazier
1997	14	Kim Palmer
1998	13	Michelle Frank
1999	9	Ricki DeArmon
2000	11	Kelsey White
2001	7	Brooke Nett
2002	9	Michelle Lunsford
2003	4	Stacey Declue
	4	Amy Murphy
2004	3	Stephanie Mata
2005	6	Callie Brittan
2006	5	Lindsay Pickering
2007	5	Stephanie Mata
2008	4	Carmen Fowler
2009	4	Shelby Stein
2010	5	Melissa Walker
2011	20	Cheyenne Gipson
2012	22	Evan Sallis
2013	18	Kaitlin Zink
2014	8	Nicole Deering
2015	10	India Davis
2016	14	Harli Wheeler
2017	16	Mykaela Arellanes

Earned Run Average

1981	1.01	Carol Heitman
1982	2.96	Kathy Williams
1983	0.81	Kenda Webb
1984	0.59	Tracie Eudaley
1985	0.36	Tracie Eudaley
1986	0.33	Tracie Eudaley
1987	0.50	Tracie Eudaley
1988	0.62	Beth Russell
1989	1.27	Missy Sanges
1990	0.69	Missy Sanges
1991	0.77	Alice Marler
1992	1.14	Melanie Thompson
1993	1.34	Amy Johannsen
1994	1.20	Nikki Mortimer
1995	1.66	Sara Reichert
1996	0.91	Chris Engelhardt
1997	1.35	Chris Engelhardt
1998	1.43	Debbie Schmelz

1999	1.35	Chris Engelhardt
2000	1.69	Jenny Doehring
2001	2.36	Jenny Doehring
2002	2.58	Kristen King
2003	2.44	Jessica Hunter
2004	2.09	Kelly Birk
2005	1.69	Elaine Fisher
2006	1.88	Elaine Fisher
2007	2.87	Elaine Fisher
2008	2.75	Elaine Fisher
2009	2.42	Giana Zimmerman
2010	3.79	Stefanie Barnes
2011	2.99	Alora Marble
2012	2.64	Alora Marble
2013	4.18	Taylor Cowan
2014	4.41	Hannah Durham
2015	4.00	Madeline Krumrey
2016	3.64	Madeline Krumrey
2017	2.38	Madeline Krumrey

Innings Pitched

1981	76.2	Linda Ridgely
1982	206.0	Kathy Williams
1983	78.0	Kenda Webb
1984	130.0	Tracie Eudaley
1985	212.1	Tracie Eudaley
1986	234.0	Tracie Eudaley
1987	211.1	Tracie Eudaley
1988	157.0	Beth Russell
1989	214.0	Shelle Wadsworth
1990	178.0	Alice Marler
1991	263.0	Alice Marler
1992	160.0	Alice Marler
1993	136.0	Amy Johannsen
1994	151.1	Nikki Mortimer
1995	143.0	Sara Reichert
1996	120.1	Sara Reichert
1997	150.0	Debbie Schmelz
1998	167.0	Debbie Schmelz
1999	166.2	Debbie Schmelz
2000	160.1	Renee Mueller
2001	160.1	Jenny Doehring
2002	117.0	Kelly Birk
2003	106.1	Jessica Hunter
2004	149.1	Amy Fahnestock
2005	191.2	Amy Fahnestock
2006	197.2	Elaine Fisher
2007	227.0	Elaine Fisher
2008	234.1	Elaine Fisher
2009	185.0	Giana Zimmerman
2010	179.0	Stefanie Barnes
2011	159.1	Alora Marble
2012	206.2	Alora Marble
2013	176.0	Taylor Cowan
2014	103.0	Keaira Schilling
2015	176.2	Madeline Krumrey
2016	138.1	Madeline Krumrey
2017	141.0	Madeline Krumrey

Hits Allowed

1981	57	Linda Ridgely
1982	164	Kathy Williams
1983	45	Kenda Webb
1984	80	Tracie Eudaley
1985	124	Tracie Eudaley
1986	99	Beth Russell
1987	136	Tracie Eudaley
1988	116	Beth Russell
1989	172	Shelle Wadsworth
1990	159	Alice Marler
1991	188	Alice Marler
1992	141	Alice Marler
1993	113	Amy Johannsen
1994	114	Nikki Mortimer
1995	131	Nikki Mortimer
1996	88	Sara Reichert
1997	141	Debbie Schmelz
1998	124	Debbie Schmelz
1999	155	Debbie Schmelz
2000	191	Renee Mueller
2001	170	Kristen King
2002	126	Kelly Birk
2003	130	Jessica Hunter
2004	140	Amy Fahnestock
2005	182	Amy Fahnestock
2006	193	Elaine Fisher
2007	258	Elaine Fisher
2008	246	Elaine Fisher
2009	148	Giana Zimmerman
2010	202	Whitney Dupuis
2011	169	Alora Marble
2012	216	Alora Marble
2013	205	Taylor Cowan
2014	137	Keaira Schilling
2015	218	Madeline Krumrey
2016	154	Madeline Krumrey
2017	149	Madeline Krumrey

Runs Scored

1981	36	Kathy Williams
1982	112	Kathy Williams
1983	20	Jeanette Vogt
1984	31	Tracie Eudaley
1985	57	Tracie Eudaley
1986	55	Beth Russell
1987	42	Beth Russell
1988	50	Beth Russell
1989	76	Shelle Wadsworth
1990	64	Alice Marler
1991	67	Alice Marler
1992	70	Alice Marler
1993	56	Lori Neely
1994	50	Amy Johannsen
1995	66	Nikki Mortimer
1996	27	Debbie Schmelz
1997	58	Debbie Schmelz
	58	Sara Reichert
1998	66	Chris Engelhardt
1999	63	Debbie Schmelz

2000	89	Renee Mueller
2001	88	Kristen King
2002	67	Kelly Birk
2003	83	Kelly Birk
2004	87	Amy Fahnestock
2005	94	Amy Fahnestock
2006	80	Stephanie Huffman
2007	145	Elaine Fisher
2008	131	Elaine Fisher
2009	86	Giana Zimmerman
2010	133	Stefanie Barnes
2011	93	Alora Marble
2012	108	Alora Marble
2013	146	Taylor Cowan
2014	97	Keaira Schilling
2015	122	Madeline Krumrey
2016	94	Madeline Krumrey
2017	69	Alexis Estes

Earned Runs Allowed

1981	19	Linda Ridgely
1982	87	Kathy Williams
1983	9	Kenda Webb
	9	Jeanette Vogt
1984	12	Jeanette Vogt
1985	11	Tracie Eudaley
1986	16	Beth Russell
1987	20	Beth Russell
1988	17	Shelle Wadsworth
1989	45	Shelle Wadsworth
1990	31	Alice Marler
1991	29	Alice Marler
1992	45	Alice Marler
1993	42	Lori Neely
1994	30	Amy Johannsen
1995	47	Nikki Mortimer
1996	21	Debbie Schmelz
1997	50	Sara Reichert
1998	49	Chris Engelhardt
1999	46	Debbie Schmelz
2000	60	Renee Mueller
2001	60	Kristen King
2002	46	Rachel Van Fleet
2003	55	Kelly Birk
2004	62	Amy Fahnestock
2005	66	Amy Fahnestock
2006	66	Stephanie Huffman
2007	93	Elaine Fisher
2008	92	Elaine Fisher
2009	66	Whitney Dupuis
2010	100	Whitney Dupuis
2011	79	Shea Cothren
2012	78	Alora Marble
2013	105	Taylor Cowan
2014	86	Keaira Schilling
2015	101	Madeline Krumrey
2016	72	Madeline Krumrey
2017	56	Alexis Estes

Southeast Missouri State REDHAWKS

YEAR-BY-YEAR RESULTS

1977 Marge Mates (6-6)

No Results Available

1978 Marge Mates (7-8)

No Results Available

1979 Marge Mates (9-9)

No Results Available

1980 Marge Mates (21-18)

No Results Available

1981 Marge Mates (22-14-1)

Central Michigan	W	1-0
Grandview	W	5-2
Missouri State	W	2-0
Saint Louis	W	4-0
Saint Louis	L	1-3
Minnesota-Duluth	W	12-1
Oklahoma	L	2-7
Oklahoma State	L	1-11
Oklahoma State	L	2-4
Missouri Southern	W	10-0
Northwest Missouri	T	2-2
Northwest Missouri	W	2-0
Iowa State	L	0-2
Texas Woman's	L	1-8
Pittsburg State	L	3-9
Southern Illinois	W	5-2
Iowa	W	7-2
Missouri State	W	8-7
Southern Illinois	W	5-0
Southern Illinois	L	1-2
McKendree	W	3-1
SIU Edwardsville	L	3-5
Southern Illinois	W	6-4
Southern Illinois	W	12-3
Florissant Valley	L	5-9
SIU Edwardsville	W	3-1
William Woods	W	2-1
Florissant Valley	W	8-0
SIU Edwardsville	W	3-2
William Woods	W	3-1
Missouri Southern	L	3-8
Missouri Western	W	5-4
William Woods	W	2-1
Missouri-St. Louis	L	1-2
North Dakota	L	2-3
Benedictine	W	9-1
Central Missouri	L	3-4

1982 Brenda Bruckner (21-28)

at Central Oklahoma	L	1-7
at Wichita State	W	4-0
at Central Oklahoma	L	0-5
at Oklahoma Baptist	L	2-4
at Oklahoma Baptist	L	6-8
at Nebraska Wesleyan	L	1-7
at Missouri State	L	0-8
at Missouri State	L	0-10
at Pittsburg State	L	3-11
at Pittsburg State	L	1-10
Missouri-St. Louis	W	3-2
Missouri-St. Louis	W	1-0
Saint Louis	W	2-1
Saint Louis	L	0-8
Central Michigan	L	0-6
Central Michigan	L	0-8
at Belleville JC	W	11-3
at Belleville JC	W	19-5
Meramec-St. Louis	L	0-4
Meramec-St. Louis	W	4-1
at Culver-Stockton	L	7-8
at Central Methodist	W	3-0
at William Woods	L	0-10
at Central Iowa	W	4-2
at Southern Illinois	W	1-0
at Southern Illinois	L	3-4
Missouri-St. Louis	W	4-2
Nicholls State	L	0-10
Truman State	L	1-4
Lincoln	W	2-1
SIU Edwardsville	L	1-4
SIU Edwardsville	W	4-1
Mineral Area CC	W	10-3
at Western Illinois	L	0-6
at Evansville	L	0-5
at Southern Illinois	L	5-7
at Central Missouri	W	4-2
at Northwest Missouri	L	2-7
at Central Missouri	W	3-0
at Northwest Missouri	L	4-5
at Southern Illinois	W	3-2
at Southern Illinois	L	4-5
Saint Louis	L	4-5
Saint Louis	W	2-1
at Northwest Missouri	L	0-4
at Northwest Missouri	L	2-3
at Truman State	W	5-1
at Missouri S&T	W	7-2
at Lincoln	W	4-1

1983 Lana Richmond (13-10, 3-3 MIAA)

3/25 at Wisconsin	L	2-3
3/25 at Western Illinois	L	0-4
3/29 at Southern Illinois	L	0-10
3/29 at Southern Illinois	L	0-5
4/12 at SIU Edwardsville	W	4-3
4/12 at SIU Edwardsville	L	1-6
4/15 at Southern Illinois	W	5-3
4/15 at SIU Edwardsville	W	4-2
4/16 at Eastern Illinois	W	2-0
4/16 at SIU Edwardsville	L	0-1
4/17 Missouri-St. Louis*	W	2-1
4/17 Truman State*	L	3-4
4/17 SIU Edwardsville	L	0-4

4/19 Saint Louis	W	7-0
4/19 Saint Louis	W	3-0
4/23 at Indiana State	W	2-1
4/23 at Indiana State	W	3-2 (9)
4/23 at Missouri-St. Louis*	W	6-0
4/23 at Lincoln*	W	6-3
4/29 at Missouri-St. Louis*	L	2-3 (14)
4/29 at Central Missouri*	L	2-5

* - MIAA Game

1984 Lana Richmond (25-8, 8-2 MIAA)

3/25 vs. Northwest Missouri	L	8-9
3/25 vs. Central Oklahoma	W	4-0
3/30 at Evansville	L	1-3
3/30 vs. Ball State	W	3-0
3/31 at Evansville	W	5-4
3/31 vs. Ball State	W	9-0
3/31 vs. Illinois-Chicago	W	6-0
4/3 at Southern Illinois	L	3-4
4/3 at Southern Illinois	W	4-0
4/7 Missouri-St. Louis*	W	5-0
4/7 Missouri S&T*	W	11-0
4/7 Central Missouri*	W	1-0
4/7 Truman State*	W	3-2
4/8 Lincoln*	W	17-1
4/8 Northwest Missouri*	W	4-2
4/14 Arkansas State	W	9-1
4/14 Mississippi State	W	2-0
4/15 Kentucky Wesleyan	W	7-0
4/15 William Woods	L	0-1
4/18 at Southern Indiana	L	0-2
4/18 at Southern Indiana	W	4-1
4/19 Saint Louis	W	8-2
4/19 Saint Louis	W	4-0
4/20 at Evansville	W	3-1
4/20 vs. Xavier	W	3-1
4/25 Southern Illinois	W	4-1
4/25 Southern Illinois	L	0-4
4/27 at Central Missouri*	W	1-0
4/28 at Truman State*	W	4-0
4/28 at Northwest Missouri*	L	5-6
4/28 at Northwest Missouri*	L	2-6
5/3 at SIU Edwardsville	W	3-2
5/3 at SIU Edwardsville	W	2-0

* - MIAA Game

1985 Lana Richmond (32-17, 9-2 MIAA)

3/10 vs. Sam Houston +	L	3-7
3/10 vs. Sam Houston +	L	1-6
3/11 vs. Mississippi State +	L	0-2
3/11 vs. Mississippi State +	L	5-9
3/12 vs. Lamar State +	L	2-3
3/12 vs. Lamar State +	W	6-0
3/13 vs. Northwest Missouri +	W	3-2
3/13 vs. Pittsburg State +	W	5-1
3/20 at Missouri-St. Louis*	W	4-0
3/20 at Missouri-St. Louis*	W	4-0
3/23 at Kentucky Wesleyan	W	3-0
3/23 at Kentucky Wesleyan	W	1-0
3/26 Evansville	L	2-3
3/26 Evansville	W	2-1
3/29 vs. Saginaw Valley #	W	1-0
3/29 vs. Lake Superior #	W	5-1

3/29 vs. Wayne State #	W	6-2
4/1 Saint Louis	W	4-0
4/1 Saint Louis	W	10-0
4/2 at Southern Illinois	L	1-6
4/2 at Southern Illinois	L	1-6
4/5 vs. SIU Edwardsville	W	5-4
4/9 at Saint Louis	W	11-1
4/9 at Saint Louis	W	5-2
4/12 vs. Central Missouri* !	W	6-0
4/12 vs. Missouri S&T* !	W	2-1
4/12 vs. Truman State* !	W	1-0
4/13 vs. Northwest Missouri* !	W	4-1
4/13 vs. Lincoln* !	W	8-0
4/13 vs. Missouri-St. Louis* !	W	2-0
4/16 Southern Indiana	W	4-0
4/16 Southern Indiana	W	5-2
4/18 SIU Edwardsville	L	1-4
4/18 SIU Edwardsville	W	2-1
4/19 Kentucky Wesleyan &	W	12-6
4/19 SIU Edwardsville &	L	1-2
4/20 Arkansas State &	W	5-0
4/20 William Woods &	L	0-1
4/23 at Southern Illinois	L	0-1
4/23 at Southern Illinois	L	0-5
4/27 at Truman State*	L	0-1
4/28 at Missouri-St. Louis*	W	18-5
4/28 at Central Missouri*	W	2-0
4/29 at Northwest Missouri*	W	4-1
4/29 at Truman State*	L	1-2
4/30 at Missouri Baptist	W	10-1
5/2 at Missouri Baptist	W	6-2
5/2 at SIU Edwardsville	L	1-2
5/2 at SIU Edwardsville	L	0-2

* - MIAA Game; + - Spring Break Trip (Texas);
- Southern Indiana Tournament; ! - MIAA
Round Robin Tournament; & - SEMO Riverboat
Tournament

1986 Lana Richmond (40-16, 13-5 MIAA)

3/8 at Arkansas State	W	11-0
3/8 at Arkansas State	W	10-0
3/10 vs. Sam Houston #	L	0-1
3/10 vs. Sam Houston #	L	1-6
3/11 vs. Stephen F. Austin #	L	0-1
3/11 vs. Stephen F. Austin #	W	3-1
3/12 vs. Emporia State #	W	6-0
3/12 vs. Emporia State #	W	4-0
3/17 Tarkio College	W	1-0
3/17 Tarkio College	W	3-0
3/20 Saint Louis	W	10-2
3/20 Saint Louis	W	8-5
3/25 at UT Martin	W	11-0
3/25 at UT Martin	W	10-3
3/26 Elmhurst College	W	6-0
3/26 Elmhurst College	W	13-0
3/27 Missouri-St. Louis*	W	7-0
3/27 Lewis College	W	4-1
3/29 vs. Central Missouri*	W	6-0
3/29 at Lincoln*	W	18-0
4/1 Evansville	W	4-0
4/1 Evansville	L	5-6
4/3 UT Martin	W	7-0
4/3 UT Martin	W	10-5
4/4 vs. Greenville ^	L	0-4
4/4 vs. Northwest Missouri* ^	W	2-0
4/4 vs. Southern Indiana ^	W	10-0

Southeast Missouri State REDHAWKS

YEAR-BY-YEAR RESULTS

4/5	vs. Wayne State ^	L	1-5
4/5	vs. Grand Valley ^	W	10-2
4/8	at Southern Indiana	W	8-0
4/8	at Southern Indiana	W	13-1
4/11	vs. Missouri-St. Louis*	W	7-0
4/11	vs. Central Missouri*	W	5-4
4/11	vs. Missouri S&T*	W	8-1
4/12	vs. Truman State*	L	0-1
4/12	vs. Northwest Missouri*	L	1-5
4/12	vs. Lincoln*	W	18-0
4/14	at Missouri S&T*	W	6-2
4/14	at Truman State*	W	3-2
4/16	at Southern Illinois	L	4-5
4/16	at Southern Illinois	L	1-2
4/18	Akron &	W	2-1
4/18	Mississippi &	W	4-3
4/19	Arkansas State &	W	4-1
4/23	at Southern Illinois	W	1-0
4/23	at Southern Illinois	L	0-3
4/25	vs. Truman State* !	L	1-2
4/25	vs. Missouri S&T* !	W	4-2
4/25	vs. Northwest Missouri* !	W	2-0
4/26	vs. Missouri-St. Louis* !	W	5-0
4/26	vs. Missouri-St. Louis* !	L	0-4
4/26	vs. Central Missouri* !	W	2-0
4/31	at Evansville	W	1-0
4/31	at Evansville	L	1-2
5/9	vs. Stephen F. Austin \$	L	0-2
5/9	vs. Sam Houston \$	L	0-3

* - MIAA Game; + - Spring Break Trip (Texas);
^ - SIU Edwardsville Tournament; & SEMO
Riverboat Tournament; ! - MIAA Champion-
ships; \$ - NCAA South Regional

1987

Lana Richmond (39-13, 9-3 MIAA)

3/8	vs. Sacred Heart +	L	0-2
3/8	vs. West New England +	W	13-1
3/9	vs. Lewis College +	W	4-0
3/9	vs. Ashland +	W	4-0
3/11	vs. Lewis College +	W	5-1
3/11	vs. Army +	W	1-0
3/12	vs. Olivet College +	W	8-0
3/12	vs. Army +	W	7-0
3/13	vs. IUPUI +	W	3-1
3/13	vs. IUPUI +	W	5-0
3/20	Saint Louis	W	2-0
3/28	Northwest Missouri*	W	7-0
4/3	at SIU Edwardsville #	W	3-0
4/3	vs. Southern Indiana #	W	11-0
4/3	vs. Wayne State #	L	2-3
4/4	vs. Grand Valley #	W	2-0
4/4	vs. Evansville #	W	7-0
4/4	vs. Saint Louis #	W	4-0
4/6	Southwest Baptist*	W	4-2
4/6	Missouri-St. Louis*	W	4-1
4/8	Southern Indiana	W	10-0
4/8	Southern Indiana	W	3-1
4/10	Truman State*	W	6-0
4/10	Lincoln*	W	4-0
4/10	Central Missouri*	W	9-6
4/11	Southwest Baptist*	W	8-1
4/11	Missouri-St. Louis*	W	3-1
4/11	Missouri S&T*	W	8-5
4/11	Northwest Missouri*	L	0-1
4/14	Saint Louis	L	2-3
4/14	Saint Louis	W	10-6

4/17	McKendree &	W	5-2
4/17	Mississippi Women's &	W	4-0
4/17	Quincy &	L	0-1
4/18	Grand Valley &	W	4-0
4/18	SIU Edwardsville &	W	4-3
4/20	Truman State*	L	2-3
4/20	Lincoln*	L	1-2
4/21	Southern Illinois	L	0-1
4/24	vs. Central Missouri !	L	3-5
4/25	vs. Missouri S&T !	W	3-0
4/25	Northwest Missouri !	W	3-1
4/25	Missouri-St. Louis !	W	5-3
4/25	Central Missouri !	W	12-1
4/25	Central Missouri !	L	0-3
4/29	Evansville	W	4-1
4/29	Evansville	W	8-7
5/1	SIU Edwardsville	W	3-1
5/1	SIU Edwardsville	L	3-4
5/8	vs. Central Missouri \$	W	4-2
5/8	vs. Florida Southern \$	L	0-2
5/9	vs. Florida Southern \$	L	0-3

* - MIAA Game; + - Spring Break Trip (Orlando,
Fla.); # - SIU Edwardsville Tournament;
& - SEMO Riverboat Tournament; ! - MIAA
Championships; \$ - NCAA Central Regional

1988

Lana Richmond (21-20, 4-8 MIAA)

3/6	vs. Bloomsburg +	L	1-2
3/6	vs. Northern Kentucky +	W	9-0
3/7	vs. Evansville +	L	0-6
3/7	vs. Bloomsburg +	L	3-6
3/8	vs. Northern Kentucky +	W	1-0
3/8	vs. Lock Haven +	W	1-0
3/9	vs. Western Michigan +	W	9-0
3/9	vs. Lewis College +	W	3-0
3/10	vs. Ashland +	W	2-0
3/10	vs. Army +	L	1-2
3/24	Missouri S&T*	W	8-1
3/24	Missouri S&T*	L	3-4
3/26	Northwest Missouri*	L	2-5
3/26	Central Missouri*	L	2-6
3/30	at Southern Illinois	W	3-1
3/30	at Southern Illinois	L	0-7
4/4	Southwest Baptist*	L	4-5
4/4	Missouri-St. Louis*	L	1-5
4/5	Evansville	L	0-4
4/5	Evansville	W	7-0
4/8	Northwest Missouri* #	L	2-6
4/8	Missouri S&T #	L	0-1
4/9	Central Missouri* #	W	3-0
4/9	Truman State* #	L	0-2
4/9	Missouri-St. Louis* #	W	2-0
4/10	Lincoln* #	W	5-2
4/10	Southwest Baptist* #	L	2-3
4/13	Saint Louis	W	5-0
4/13	Saint Louis	W	2-1
4/15	SIU Edwardsville &	W	5-0
4/15	Quincy &	W	3-2
4/16	Mississippi Women's &	W	8-0
4/16	Missouri-St. Louis &	L	1-5
4/16	Missouri-St. Louis &	W	7-3
4/22	vs. Truman State !	L	0-1
4/22	vs. Lincoln !	W	9-0
4/23	vs. Southwest Baptist !	L	0-3
4/25	at Southern Indiana	W	4-0
4/25	at Southern Indiana	W	11-2

4/29	at SIU Edwardsville	L	1-2
4/29	at SIU Edwardsville	L	1-3

* - MIAA Game; + - Rebel Spring Games
(Orlando, Fla.); # - MIAA Round Robin
Tournament; & - SEMO Riverboat Tournament;
! - MIAA Championships

1989

Lana Richmond (37-21, 6-2 MIAA)

3/3	at Austin Peay	L	1-5
3/3	at Austin Peay	W	4-1
3/5	vs. Lewis College +	L	1-2
3/5	vs. Grand Valley +	L	3-5
3/6	vs. St. Joseph's (Pa.) +	W	2-0
3/6	vs. Fairfield +	W	7-0
3/8	vs. Lewis College +	L	0-1
3/8	vs. Florida Southern +	L	0-4
3/9	vs. Army +	L	0-3
3/9	vs. Northern Kentucky +	L	2-8
3/10	vs. Detroit +	L	0-2
3/10	vs. Grand Valley +	W	7-4
3/14	at UT Martin	W	6-1
3/14	at UT Martin	L	2-4
3/16	at Evansville	W	10-5
3/16	at Evansville	W	8-0
3/22	Missouri S&T*	W	3-2
3/22	Missouri S&T*	W	4-0
3/25	Northwest Missouri*	W	3-1
3/25	Central Missouri*	L	0-4
3/31	vs. Quincy ^	W	11-6
3/31	vs. Wayne State ^	L	1-10
4/1	vs. Nebraska-Omaha ^	W	8-1
4/1	vs. Grand Valley ^	W	7-2
4/1	at SIU Edwardsville ^	L	0-2
4/7	vs. Lincoln #	W	3-0
4/7	vs. Southwest Baptist #	W	5-0
4/11	UT Martin	W	2-0
4/11	UT Martin	W	4-3
4/12	at Missouri-St. Louis*	L	1-4
4/12	Quincy	W	3-2
4/14	Mississippi Women's &	W	4-0
4/15	Central Missouri &	W	5-3
4/15	Quincy &	W	9-2
4/15	Missouri Southern &	L	0-1
4/17	Truman State*	W	7-5
4/17	Lincoln*	W	6-2
4/20	at Missouri	L	0-2
4/20	at Missouri	W	4-1
4/21	vs. Northwest Missouri !	W	5-2
4/21	vs. Missouri-St. Louis !	W	4-2
4/22	at Missouri S&T !	W	1-0
4/22	vs. Missouri-St. Louis !	L	3-4
4/22	vs. Missouri-St. Louis !	L	1-4
4/24	Evansville	W	2-0
4/24	Evansville	W	10-2
4/25	Saint Louis	W	7-0
4/25	Saint Louis	W	6-2
4/27	SIU Edwardsville	L	2-4
4/27	SIU Edwardsville	W	7-6
5/1	at McKendree	L	0-1
5/1	at McKendree	W	5-3
5/3	Southern Illinois	W	1-0
5/3	vs. Barry \$	W	2-1
5/13	at Florida Southern \$	L	0-4
5/14	vs. Missouri-St. Louis \$	W	5-2
5/14	at Florida Southern \$	L	1-4

* - MIAA Game; + - Rebel Spring Games
(Orlando, Fla.); # - MIAA Round Robin
Tournament; ^ - SIU Edwardsville Tournament;
& - SEMO Riverboat Tournament; ! - MIAA
Championships; \$ - NCAA South Regional

1990

Lana Richmond (28-21, 5-5 MIAA)

3/3	at Georgia College	W	9-0
3/3	at Georgia College	W	7-2
3/4	vs. Northern Kentucky +	W	6-2
3/4	vs. Lewis College +	W	7-0
3/6	vs. Lake Superior +	W	3-2
3/6	vs. IUPUI +	L	0-1
3/7	vs. Grand Valley +	W	4-2
3/7	vs. St. Cloud State +	L	0-4
3/8	vs. Northern Kentucky +	L	0-4
3/8	vs. Lake Superior +	W	5-3
3/10	vs. Florida Southern +	L	0-3
3/10	vs. Bloomsburg +	L	1-5
3/14	at UT Martin	W	6-2
3/14	at UT Martin	W	4-0
3/18	Southern Indiana	L	0-3
3/18	Southern Indiana	W	4-1
3/21	at Evansville	W	10-0
3/21	at Evansville	W	11-2
3/22	Austin Peay	W	8-0
3/22	Austin Peay	L	1-9
3/27	at Southern Illinois	L	0-4
3/27	at Southern Illinois	L	2-4
3/31	Southwest Baptist* #	L	0-1
3/31	Missouri-St. Louis* #	L	0-1
3/31	Missouri Southern* #	W	6-0
4/1	Pittsburg State* #	W	14-1
4/1	Missouri S&T* #	L	2-10
4/4	UT Martin	W	4-3
4/4	UT Martin	W	11-7
4/7	at Kentucky Wesleyan &	L	1-3
4/7	vs. Wayne State &	L	1-4
4/8	vs. Southern Indiana &	W	3-1
4/8	vs. Evansville &	W	4-0
4/8	vs. Mississippi Women's &	L	0-1
4/8	vs. UT Martin &	L	1-4
4/17	at Missouri Southern*	L	3-4
4/17	Pittsburg State*	W	4-0
4/17	Southwest Baptist*	L	1-8
4/19	Missouri-St. Louis*	W	7-4
4/19	at Missouri S&T*	W	2-1
4/24	Saint Louis	W	3-2
4/24	Saint Louis	W	10-0
4/25	Evansville	W	4-0
4/25	Evansville	W	8-0
4/28	vs. Missouri Western !	W	3-1
4/29	vs. Missouri S&T !	L	3-4
4/29	vs. Southwest Baptist !	L	1-4
5/5	Quincy	W	7-1
5/5	at SIU Edwardsville	L	1-2

* - MIAA Game; + - Rebel Spring Games
(Orlando, Fla.); # - MIAA Round Robin
Tournament; & - Kentucky Wesleyan
Tournament; ! - MIAA Championships

Southeast Missouri State REDHAWKS

YEAR-BY-YEAR RESULTS

1991

Lana Richmond (38-14, 11-4 MIAA)

3/8	at Austin Peay	W	8-0
3/8	at Austin Peay	W	9-1
3/10	vs. Quinnipiac +	W	7-2
3/11	vs. Indiana (Pa.) +	W	3-0
3/12	vs. Sacred Heart +	W	2-0
3/13	vs. Chapman +	L	0-1
3/14	vs. American Int. +	W	7-0
3/14	vs. Florida Southern +	L	0-2
3/15	vs. Lock Haven +	L	4-6
3/15	vs. Northwest Missouri +	W	3-2
3/16	vs. California (Pa.) +	L	2-4
3/16	vs. Wayne State +	W	3-1
3/19	at UT Martin	L	0-1
3/19	at UT Martin	L	0-4
3/21	Southern Indiana	W	3-0
3/21	Southern Indiana	W	10-3
3/26	at Evansville	W	8-7
3/26	at Evansville	W	3-1
3/29	Missouri S&T* #	W	4-2
3/29	Missouri-St. Louis* #	W	7-0
3/29	Pittsburg State* #	L	0-1
3/30	Missouri Southern* #	L	0-1
3/30	Southwest Baptist* #	L	4-5
4/2	at UT Martin	W	9-1
4/2	at UT Martin	W	4-0
4/9	Missouri S&T* #	W	1-0
4/9	at Missouri-St. Louis* #	W	3-0
4/12	vs. Missouri Western ^	W	6-2
4/12	vs. Southwest Baptist ^	W	3-1
4/13	vs. Wayne State ^	L	1-2
4/16	Pittsburg State* #	W	3-1
4/16	Missouri Southern* #	W	4-0
4/16	Southwest Baptist* #	W	10-5
4/18	Evansville	W	2-0
4/18	Evansville	W	8-1
4/19	SIU Edwardsville &	L	2-4
4/19	Truman State &	W	5-4
4/20	Quincy &	W	7-0
4/23	Southern Indiana	W	5-4
4/23	Southern Indiana	W	8-1
4/26	vs. Northwest Missouri* !	W	10-0
4/26	vs. Missouri S&T* !	W	4-3
4/27	vs. Missouri Southern* !	W	3-1
4/27	vs. Central Missouri* !	L	2-7
4/27	vs. Central Missouri* !	W	3-2
5/1	Southern Illinois	W	7-1
5/1	Southern Illinois	L	0-3
5/4	SIU Edwardsville	W	4-1
5/4	SIU Edwardsville	L	0-4
5/10	at Florida Southern \$	W	1-0
5/11	vs. Central Missouri \$	W	4-1
5/12	at Florida Southern \$	W	3-1

* - MIAA Game; + - Rebel Spring Games (Orlando, Fla.); # - MIAA Round Robin Tournament; ^ - Central Missouri Tournament; & - SEMO Riverboat Tournament; ! - MIAA Championships; \$ - NCAA South Regional

NCAA DIVISION I ERA

1992

Lana Richmond (35-18)

3/7	vs. Charleston Southern +	W	5-3
3/7	at Georgia State +	W	1-0
3/7	vs. N.C. A&T +	W	10-0
3/8	vs. Valparaiso !	L	7-8
3/8	vs. Iowa State !	W	6-5
3/9	vs. Robert Morris !	W	8-0
3/9	vs. Illinois-Chicago !	L	2-3
3/10	vs. Maine !	L	0-2
3/10	vs. Temple !	L	0-3
3/12	vs. Robert Morris !	W	3-2
3/12	vs. Evansville !	W	6-3
3/13	vs. Temple !	W	3-2
3/13	vs. Boston College !	L	4-8
3/16	at Evansville	W	7-4
3/16	at Evansville	W	3-0
3/17	Missouri State	W	7-4
3/17	Missouri State	L	4-7
3/24	at UT Martin	L	0-1
3/24	at UT Martin	W	2-1
3/27	at Southern Illinois ^	L	3-5
3/27	vs. Bradley ^	L	1-2 (8)
3/28	vs. Evansville ^	W	6-1
3/28	vs. Evansville ^	W	3-0
4/2	at Saint Louis	W	14-0
4/2	at Saint Louis	W	7-0
4/3	at Tennessee Tech	L	0-1
4/3	at Tennessee Tech	W	3-1
4/7	Southern Illinois	W	5-4
4/7	Southern Illinois	W	6-5
4/8	Missouri-St. Louis	W	7-3
4/8	Missouri-St. Louis	W	5-0
4/11	vs. Texas A&M #	L	3-10
4/11	vs. Saint Louis #	W	1-0
4/11	at Missouri #	L	1-6
4/12	at Missouri #	L	1-3 (8)
4/12	vs. Saint Louis #	W	2-1
4/14	UT Martin	L	4-5
4/14	UT Martin	W	7-1
4/16	Evansville	W	3-1
4/16	Evansville	W	14-5
4/21	vs. Missouri &	L	6-8 (11)
4/21	vs. Missouri &	L	7-10
4/24	vs. UT Martin \$	W	5-0
4/24	vs. Morehead State \$	W	7-5 (9)
4/25	vs. Tennessee Tech \$	W	4-3
4/25	vs. Austin Peay \$	W	11-4
4/25	vs. Tennessee Tech \$	W	7-4
4/27	at Southern Illinois	L	3-4
4/27	at Southern Illinois	L	0-5
4/28	Austin Peay	W	3-0
4/28	Austin Peay	W	7-0
4/29	Saint Louis	W	1-0
4/29	Saint Louis	W	7-6

+ - Games played in Atlanta, Ga.; ! - Rebel Spring Games (Jackson, Mo.); ^ - Saluki Invitational (Carbondale, Ill.); ^ - Central Missouri Tournament; # - Mizzou Invitational (Columbia, Mo.); & - Games played in St. Louis, Mo.; \$ - OVC Invitational (Jackson, Mo.)

1993

Lana Richmond (30-19, 17-4 OVC)

3/7	Iowa State	W	6-5
3/7	Loyola-Chicago	L	2-4
3/8	Temple	W	7-2
3/8	La Salle	W	13-4
3/10	Illinois-Chicago	L	0-3
3/10	Maine	W	3-2
3/11	Valparaiso	L	1-2
3/11	Green Bay	L	2-6
3/12	UNC Greensboro	L	0-4
3/12	Evansville	W	3-0
3/19	Austin Peay*	L	1-2
3/19	Austin Peay*	L	2-3
3/20	vs. Tennessee Tech *	L	1-7
3/20	vs. Tennessee Tech	W	1-0
3/27	Evansville	W	4-1
3/27	Northern Iowa	L	3-4
3/28	Ball State	L	1-2
3/29	Tennessee Tech*	W	2-1
3/29	Tennessee Tech*	W	9-4
3/30	vs. UT Martin	W	7-0
3/30	Austin Peay*	W	2-1
3/31	Austin Peay*	W	10-6
4/3	Morehead State*	W	8-0
4/3	Morehead State*	W	6-5
4/4	Eastern Kentucky*	W	3-0
4/4	Eastern Kentucky*	W	9-1
4/6	Southern Illinois	L	3-4
4/6	Southern Illinois	L	5-7
4/8	Saint Louis	L	2-3
4/8	Saint Louis	W	9-2
4/10	Morehead State*	W	4-3
4/10	Morehead State*	W	8-4
4/11	Eastern Kentucky*	W	7-0
4/11	Eastern Kentucky*	W	6-0
4/13	Middle Tennessee*	L	1-3
4/13	Middle Tennessee*	W	2-1
4/14	Evansville	W	3-1
4/14	Evansville	L	2-3
4/16	Saint Louis	L	2-8
4/16	Saint Louis	W	3-0
4/21	UT Martin*	W	3-2
4/21	UT Martin*	W	4-3
4/23	Morehead State*	W	2-1
4/24	vs. Tennessee Tech	W	4-1
4/24	Morehead State*	W	6-0
4/25	Missouri State	L	1-2
4/25	Missouri State	L	1-8
5/4	Missouri	W	8-5
5/4	Missouri	L	2-3

* - OVC Game

1994

Lana Richmond (36-22, 17-9 OVC)

3/6	vs. Illinois-Chicago	L	0-7
3/6	vs. Detroit Mercy	W	7-2
3/7	vs. Temple	W	4-1
3/7	vs. UNC Greensboro	W	2-1
3/9	vs. Maine	L	1-3
3/9	vs. Valparaiso	L	0-2
3/10	vs. Campbell	W	2-1
3/10	vs. UNC Wilmington	W	8-0
3/11	vs. Radford	W	7-3
3/11	vs. Loyola-Chicago	W	7-0
3/15	Saint Louis	W	6-0

3/15	Saint Louis	W	9-2
3/18	at Tennessee State*	W	11-0
3/18	at Tennessee State*	W	12-1
3/19	at Tennessee Tech*	L	3-4
3/19	at Tennessee Tech*	L	1-2
3/20	at Middle Tennessee*	W	3-2
3/20	at Middle Tennessee*	W	6-1
3/22	at UT Martin*	W	8-0
3/22	at UT Martin*	L	5-6
3/25	vs. Tennessee Tech	W	5-2
3/25	vs. Northern Iowa	W	7-2
3/26	vs. Evansville	L	1-2
3/27	Tennessee Tech*	L	0-2
3/27	Tennessee Tech*	L	3-5
3/30	Austin Peay*	W	5-0
3/30	Austin Peay*	W	6-2
4/1	Morehead State*	W	3-2
4/1	Morehead State*	W	9-1
4/2	Middle Tennessee*	L	1-2
4/2	Middle Tennessee*	L	0-2 (8)
4/3	Eastern Kentucky*	W	2-1
4/3	Eastern Kentucky*	W	3-1
4/7	at Southern Illinois	L	3-6
4/7	at Southern Illinois	L	5-10
4/9	at Morehead State*	W	11-5
4/9	at Morehead State*	L	7-8
4/13	Tennessee State*	W	18-0
4/13	Tennessee State*	W	9-1
4/14	at Austin Peay*	W	3-2 (10)
4/14	at Austin Peay*	W	6-2
4/15	vs. Louisiana Tech	L	1-3
4/15	vs. East Carolina	L	0-3
4/16	vs. George Mason	W	5-0
4/16	vs. Charlotte	L	1-2 (11)
4/17	vs. Southwest Louisiana	L	1-2 (10)
4/19	UT Martin*	W	2-0
4/19	UT Martin*	L	0-2
4/23	vs. Austin Peay +	W	3-0
4/24	vs. Morehead State +	W	12-0
4/24	vs. Eastern Kentucky +	W	9-2
4/24	vs. Middle Tennessee +	W	3-2
4/26	at Saint Louis	W	9-0
4/26	at Saint Louis	W	9-4
5/2	Missouri State	L	0-3
5/2	Missouri State	L	0-2
5/3	at Missouri	L	0-2
5/3	at Missouri	W	6-5

* - OVC Game; + - OVC Tournament (Clarksville, Tenn.)

• OVC Tournament Champions

1995

Lana Richmond (38-20, 22-4 OVC)

3/5	vs. Creighton	L	3-4
3/7	vs. Temple	W	6-3
3/7	vs. Loyola-Chicago	W	9-8
3/8	vs. Maine	W	3-1
3/8	vs. Detroit Mercy	W	3-0
3/9	vs. Florida Atlantic	W	8-0
3/9	vs. UNC Greensboro	W	10-9
3/10	vs. Loyola-Chicago	L	1-6
3/10	vs. Creighton	L	1-7
3/14	Austin Peay*	W	4-1
3/14	Austin Peay*	W	3-0
3/17	at Middle Tennessee*	L	1-2
3/17	at Middle Tennessee*	W	3-0

YEAR-BY-YEAR RESULTS

Southeast Missouri State REDHAWKS

YEAR-BY-YEAR RESULTS

4/6	UT Martin*	W	12-5
4/7	at Southern Illinois	L	4-7
4/7	at Tennessee State*	L	1-9
4/10	at Tennessee State*	W	9-0
4/10	at Tennessee State*	W	11-3
4/11	at Tennessee Tech*	L	0-3
4/11	at Tennessee Tech*	W	6-2
4/12	at Middle Tennessee*	W	2-1 (9)
4/12	at Middle Tennessee*	W	4-1
4/17	Morehead State*	W	1-0
4/17	Morehead State*	W	3-0
4/18	Eastern Kentucky*	W	4-3
4/18	Eastern Kentucky*	W	4-3 (9)
4/21	at Eastern Illinois*	L	0-1
4/21	at Eastern Illinois*	W	1-0 (8)
5/1	vs. UT Martin +	W	5-0
5/1	vs. Tennessee Tech +	W	5-2
5/2	vs. Middle Tennessee +	W	9-0
5/2	vs. Eastern Illinois +	W	7-1
5/20	vs. Kansas \$	L	1-5
5/21	vs. East Carolina \$	W	2-1
5/22	vs. Kansas \$	L	1-3 (11)

* - OVC Game; # - Southeast Softball Classic (Cape Girardeau, Mo.); ! - Capital Classic (Sacramento, Calif.); ^ - Saluki Invitational (Carbondale, Ill.); + - OVC Tournament (Martin, Tenn.); \$ - NCAA Regional (Tucson, Ariz.)

- OVC Regular-Season Champions
- OVC Tournament Champions

2000 Lana Richmond (31-24, 17-7 OVC)

3/4	Northern Iowa !	W	4-1
3/4	Missouri State !	L	2-3
3/5	Bradley !	W	5-2
3/5	Creighton !	L	0-1
3/5	Iowa State !	L	1-5
3/9	Loyola-Chicago	L	1-3
3/9	Loyola-Chicago	W	2-0
3/13	at Saint Louis	W	10-3
3/13	at Saint Louis	W	5-3
3/16	vs. Utah #	L	5-16
3/17	vs. Nebraska #	L	2-7
3/17	vs. Louisville #	W	4-3
3/17	at Sacramento State #	L	2-11
3/18	at Sacramento State #	L	2-6
3/18	vs. Texas A&M-CC #	W	17-14
3/19	vs. Utah State #	L	1-2
3/24	vs. Western Kentucky	W	8-1
3/24	vs. Northern Iowa	L	8-9
3/25	vs. Syracuse	L	1-3
3/25	vs. Southern Illinois	L	0-1
3/28	at Austin Peay*	W	4-3
4/1	Tennessee Tech*	W	3-2
4/1	Tennessee Tech*	W	6-0
4/2	Tennessee Tech*	L	2-5
4/5	Southern Illinois	L	0-8
4/5	Southern Illinois	L	1-8
4/8	Eastern Kentucky*	L	1-7
4/8	Eastern Kentucky*	L	0-2 (8)
4/9	Eastern Kentucky*	W	9-3
4/11	UT Martin*	L	0-3
4/11	UT Martin*	W	4-0
4/14	at Tennessee State*	W	8-0
4/15	at Middle Tennessee*	W	4-2
4/15	at Middle Tennessee*	L	1-2

4/16	at Middle Tennessee*	W	1-0
4/18	Eastern Illinois*	W	6-1
4/18	Eastern Illinois*	L	1-5 (9)
4/20	vs. Missouri	W	5-0
4/22	Austin Peay*	W	8-0
4/22	Austin Peay*	W	1-0
4/26	vs. Missouri State	W	4-3
4/26	vs. Missouri State	L	1-3
4/29	at Morehead State*	W	5-0
4/29	at Morehead State*	L	1-6
4/30	at Morehead State*	W	2-0
5/2	at UT Martin*	W	8-2
5/2	at UT Martin	W	1-0 (9)
5/4	at Eastern Illinois*	W	3-0
5/7	Tennessee State*	W	11-3
5/7	Tennessee State*	W	12-0
5/11	vs. Morehead State +	W	4-3
5/11	vs. Eastern Illinois +	W	3-2 (8)
5/12	vs. Middle Tennessee +	L	1-3
5/12	vs. Tennessee Tech +	W	2-1
5/12	vs. Middle Tennessee +	L	1-3

* - OVC Game; ! - Southeast Softball Classic (Cape Girardeau, Mo.); # - Capital Classic (Sacramento, Calif.); OVC Tournament (Murfreesboro, Tenn.)

2001 Lana Richmond (25-25, 16-5 OVC)

3/2	Missouri State !	L	1-10
3/3	Illinois-Chicago !	L	0-6
3/3	Western Kentucky !	L	1-10
3/6	Mississippi	L	0-8
3/6	Mississippi	L	0-8
3/9	vs. Indiana #	W	8-0
3/10	vs. Louisville #	L	2-7
3/10	at Kentucky #	W	1-0
3/11	vs. Kent State #	L	0-2
3/11	vs. Akron #	W	6-0
3/20	at Southern Illinois	L	0-5
3/20	at Southern Illinois	W	4-0
3/21	at Mississippi	W	4-2
3/21	at Mississippi	L	0-8
3/23	vs. #21 Wisconsin ^	L	0-9
3/23	vs. #3 California ^	L	4-5
3/24	vs. Mercer ^	W	2-1
3/24	vs. Harvard ^	L	3-4 (9)
3/28	Austin Peay*	W	8-0
3/28	Austin Peay*	W	11-4
3/30	at Tennessee State*	W	12-3
3/31	at Tennessee Tech*	L	4-5 (9)
3/31	at Tennessee Tech*	L	1-5
4/1	at Tennessee Tech*	W	5-2
4/5	at Eastern Illinois*	L	1-3
4/5	at Eastern Illinois*	W	3-0
4/10	UT Martin*	W	2-0
4/10	UT Martin*	W	11-3
4/12	Eastern Illinois*	W	7-3
4/13	Tennessee State*	W	7-4 (12)
4/13	Tennessee State*	W	9-1
4/14	Middle Tennessee	L	0-4
4/14	Middle Tennessee	L	0-4
4/16	Southern Illinois	L	0-11
4/18	Saint Louis	L	1-2 (8)
4/18	Saint Louis	W	11-3
4/21	at Eastern Kentucky*	W	2-1
4/21	at Eastern Kentucky*	W	6-4
4/22	at Eastern Kentucky*	L	1-2

4/24	Missouri	L	3-4
4/24	Missouri	L	1-5
4/25	at UT Martin*	W	3-2
4/25	at UT Martin	W	5-2
4/28	Morehead State*	W	4-2
4/28	Morehead State*	W	9-3
4/29	Morehead State*	W	6-4
5/1	at Austin Peay*	L	0-1
5/4	vs. Eastern Kentucky +	L	0-2
5/4	vs. Tennessee State +	W	1-0
5/5	vs. Eastern Illinois +	L	0-1

* - OVC Game; ! - Southeast Softball Classic (Cape Girardeau, Mo.); # - Kentucky Invitational Tournament (Lexington, Ky.); ^ - Georgia Tech Buzz Classic (Atlanta, Ga.); OVC Tournament (Cookeville, Tenn.)

2002 Lana Richmond (14-27, 9-12 OVC)

3/1	Mississippi	L	3-5
3/1	Mississippi	L	1-4
3/5	at Southern Illinois	L	0-1
3/5	at Southern Illinois	L	1-7
3/7	Loyola-Chicago	L	2-6
3/7	Loyola-Chicago	L	3-8
3/11	Indiana State	W	6-2
3/15	vs. Pittsburgh #	L	4-5
3/15	vs. Jacksonville State #	L	1-3
3/16	vs. Birmingham Southern #	L	1-7
3/16	vs. Gardner-Webb #	W	8-1
3/19	at College of Charleston	W	6-2
3/19	at College of Charleston	L	1-3
3/23	Eastern Kentucky*	L	2-3
3/23	Eastern Kentucky*	L	1-2
3/24	Eastern Kentucky*	L	1-7
3/29	at Tennessee State*	W	6-7 (9)
3/29	at Tennessee State*	W	15-7
4/1	at Tennessee State*	W	9-3
4/3	at Missouri	L	2-10
4/3	at Missouri	L	0-12
4/6	Austin Peay*	W	3-2
4/6	Austin Peay*	W	4-1
4/7	Austin Peay*	L	5-6
4/9	Eastern Illinois*	L	4-5
4/9	Eastern Illinois*	L	0-6
4/13	Tennessee Tech*	W	2-0
4/13	Tennessee Tech*	L	2-3
4/14	Tennessee Tech*	L	0-7
4/16	at UT Martin*	W	3-2
4/16	at UT Martin*	L	1-2
4/18	at Eastern Illinois*	W	4-0
4/20	at Morehead State*	W	7-5
4/20	at Morehead State*	W	9-3
4/21	at Morehead State*	L	0-3
4/24	Southern Illinois	L	1-3
4/27	UT Martin*	L	1-5
4/27	UT Martin	W	5-1
5/3	vs. Austin Peay +	W	5-3
5/3	vs. Eastern Kentucky +	L	0-7
5/4	vs. UT Martin +	L	1-4

* - OVC Game; # - Winthrop Tournament (Rock Hill, S.C.); OVC Tournament (Richmond, Ky.)

2003 Lana Richmond (18-29, 11-9 OVC)

3/4	at Lipscomb	W	6-0 (9)
3/4	at Lipscomb	L	5-6
3/5	at Evansville	L	1-3
3/5	at Evansville	L	0-6
3/7	Siena !	W	8-1
3/8	Middle Tennessee !	L	0-6
3/8	Drake !	L	1-5
3/9	Missouri State !	L	1-8
3/9	Lipscomb !	W	17-8
3/14	vs. Toledo #	L	2-4
3/14	vs. UNC Greensboro #	L	2-8
3/16	at Winthrop #	L	1-4
3/17	vs. Marshall	L	2-5
3/17	vs. Marshall	W	5-4
3/20	at Middle Tennessee	L	0-5
3/20	at Middle Tennessee	L	0-10
3/26	Southern Illinois	L	1-5
3/26	Southern Illinois	L	3-9
3/29	Tennessee State*	W	4-0
3/29	Tennessee State*	W	4-3
3/30	Tennessee State*	L	4-10
4/2	Missouri	L	0-9
4/2	Missouri	L	0-9
4/5	at Austin Peay*	W	5-0
4/5	at Austin Peay*	L	1-2
4/9	at Eastern Illinois*	L	0-1
4/9	at Eastern Illinois*	W	7-6
4/12	at Tennessee Tech*	W	4-2
4/12	at Tennessee Tech*	L	3-4 (9)
4/13	at Tennessee Tech*	L	3-7
4/16	at Missouri State	L	0-8
4/18	Morehead State*	W	7-4
4/18	Morehead State*	W	6-3
4/19	Morehead State*	L	4-7
4/23	Eastern Illinois*	W	6-5 (11)
4/26	UT Martin*	W	3-0
4/26	UT Martin*	W	5-4
4/27	at UT Martin*	L	1-5
4/29	Saint Louis	L	2-4
5/3	at Eastern Kentucky*	W	4-0
5/3	at Eastern Kentucky*	L	1-4
5/4	at Eastern Kentucky*	L	0-3
5/8	vs. Austin Peay +	W	5-4
5/8	vs. Tennessee Tech +	L	0-4
5/9	vs. UT Martin +	W	4-3 (9)
5/9	vs. Eastern Illinois +	W	4-2
5/9	vs. Eastern Kentucky +	L	2-7

* - OVC Game; ! - Southeast Softball Classic (Cape Girardeau, Mo.); # - Winthrop Tournament (Rock Hill, S.C.); OVC Tournament (Cookeville, Tenn.)

2004 Lana Richmond (16-36, 10-14 OVC)

3/5	vs. Belmont @	W	4-2 (8)
3/6	at Western Kentucky @	L	0-10
3/7	vs. Illinois State @	L	7-9
3/7	vs. Belmont @	L	3-6
3/9	at Belmont	W	6-1
3/9	at Belmont	L	1-4
3/12	Missouri State !	L	3-5 (9)
3/13	Valparaiso !	L	5-6
3/13	Iowa State !	W	8-4
3/14	Indiana State !	L	1-3

Southeast Missouri State REDHAWKS

YEAR-BY-YEAR RESULTS

3/14	Bradley !	W	8-6 (8)	3/20	at UT Martin*	W	6-3	3/25	UT Martin*	W	2-1	4/7	at Jacksonville State*	L	3-11
3/17	vs. Rider #	L	1-2	3/22	Wright State	W	10-6	3/26	UT Martin*	W	3-1	4/11	at Eastern Illinois*	L	2-3
3/17	vs. Iona #	L	1-2	3/23	Belmont	W	7-5	3/29	Evansville	W	4-2	4/11	at Eastern Illinois*	L	7-11
3/18	vs. Cleveland State #	L	0-3	3/23	Belmont	L	4-5	3/29	Evansville	W	10-1	4/14	Austin Peay*	L	0-9
3/18	vs. Colorado State #	L	1-7	3/25	at Morehead State*	W	7-2	4/1	Morehead State*	W	8-0	4/15	Austin Peay*	L	6-7
3/19	vs. Colgate #	L	1-4	3/25	at Morehead State*	L	5-8	4/1	Morehead State*	W	9-1	4/15	Austin Peay*	W	9-1
3/19	vs. Vermont #	W	2-1 (8)	3/26	at Morehead State*	W	3-1	4/2	Morehead State*	W	4-0	4/17	Saint Louis	W	6-4
3/20	vs. Cornell #	L	1-4	3/29	at Evansville	L	2-3	4/4	at Saint Louis	L	0-3	4/17	Saint Louis	W	4-3
3/20	vs. Fordham #	L	1-5	3/29	at Evansville	L	0-9	4/4	at Saint Louis	W	9-0	4/21	at UT Martin*	W	3-1
3/23	Evansville	L	2-9	4/2	at Tennessee State*	W	9-1	4/8	Tennessee State*	W	6-4	4/21	at UT Martin*	L	2-4
3/23	Evansville	L	2-9	4/3	at Tennessee State*	L	1-3	4/8	Tennessee State*	W	1-0	4/22	at UT Martin*	W	6-5
3/25	at Southern Illinois	L	0-3	4/3	at Tennessee State*	W	14-0	4/9	Tennessee State*	W	15-2	4/24	Memphis	W	4-3
3/25	at Southern Illinois	L	1-3	4/6	Southern Illinois	L	1-4	4/14	at Eastern Kentucky*	W	3-1	4/24	Memphis	L	1-10
3/30	at Saint Louis	L	1-2 (8)	4/6	Southern Illinois	L	0-1	4/14	at Eastern Kentucky*	L	1-15	4/28	Tennessee Tech*	L	0-7
3/30	at Saint Louis	L	4-6	4/9	Eastern Kentucky*	W	3-1	4/15	at Eastern Kentucky*	L	1-4	4/28	Tennessee Tech*	W	9-5
4/1	Eastern Illinois*	L	1-4	4/9	Eastern Kentucky*	W	8-0	4/18	Eastern Illinois*	W	11-1	4/29	Tennessee Tech*	L	3-8
4/1	Eastern Illinois*	W	3-2	4/10	Eastern Kentucky*	W	3-2	4/18	Eastern Illinois*	W	10-5	5/2	Eastern Illinois*	W	5-2
4/3	Tennessee State*	W	9-1	4/14	Saint Louis	L	3-7	4/21	at Samford*	L	0-1	5/5	at Morehead State*	L	1-8
4/3	Tennessee State*	W	8-0	4/14	Saint Louis	W	8-3	4/22	at Samford*	L	1-2	5/5	at Morehead State*	W	7-4
4/4	Tennessee State*	W	3-0	4/16	Samford*	W	7-0	4/22	at Samford*	L	1-2	5/6	at Morehead State*	W	4-1
4/7	Austin Peay*	L	2-5 (8)	4/16	Samford*	W	2-1	4/29	at Tennessee Tech*	L	0-1				
4/7	Austin Peay*	W	8-0	4/17	Samford*	L	3-4	4/29	at Tennessee Tech*	L	1-9				
4/9	at Tennessee Tech*	L	1-3	4/20	at Eastern Illinois*	L	6-7 (12)	4/30	at Tennessee Tech*	L	1-2				
4/9	at Tennessee Tech*	L	0-7	4/20	at Eastern Illinois*	L	1-4	5/3	at Eastern Illinois*	L	1-7				
4/10	at Tennessee Tech*	W	3-1 (10)	4/23	Tennessee Tech*	L	3-6	5/6	Jacksonville State*	L	2-3				
4/17	Jacksonville State*	L	5-6	4/24	Tennessee Tech*	L	3-6	5/6	Jacksonville State*	L	3-5				
4/17	Jacksonville State*	L	3-6	4/24	Tennessee Tech*	L	2-3 (10)	5/7	Jacksonville State*	L	3-10				
4/18	Jacksonville State*	L	5-9	4/27	at Jacksonville State*	L	0-5	5/11	vs. UT Martin +	W	3-0				
4/24	at Morehead State*	W	3-1	4/27	at Jacksonville State*	L	2-7	5/11	vs. Tennessee Tech +	L	0-8				
4/24	at Morehead State*	L	3-4	4/28	at Jacksonville State*	L	0-4	5/12	vs. Eastern Kentucky +	L	0-3				
4/25	at Morehead State*	W	4-1	5/6	Eastern Illinois*	W	3-1								
4/27	UT Martin*	W	5-4	5/7	Austin Peay*	W	5-1								
4/27	UT Martin*	L	2-3	5/7	Austin Peay*	W	4-0								
5/2	Eastern Kentucky*	L	0-3	5/8	Austin Peay*	L	2-4								
5/2	Eastern Kentucky*	L	1-3 (10)	5/12	vs. UT Martin +	L	2-3								
5/5	at Eastern Illinois*	W	2-1	5/13	vs. Samford +	W	6-5 (11)								
5/8	Samford*	L	0-2	5/13	vs. UT Martin +	W	4-1								
5/8	Samford*	L	0-2	5/14	vs. Jacksonville State +	L	4-6								
5/9	Samford*	L	2-3												
5/13	vs. Tennessee Tech +	W	3-0												
5/13	vs. UT Martin +	L	6-9 (8)												
5/14	vs. Jacksonville State +	L	4-5												

* - OVC Game; @ - Western Kentucky
Tournament (Bowling Green, Ky.); ! - Southeast
Softball Classic (Cape Girardeau, Mo.);
- Rebel Spring Games (Kissimmee, Fla.);
OVC Tournament (Richmond, Ky.)

2005 Lana Richmond (27-28, 13-14 OVC)

3/5	vs. Missouri @	L	0-8
3/5	at UMKC @	W	5-2
3/6	vs. Missouri State @	L	5-7
3/6	vs. Missouri @	L	2-6
3/8	Lipscomb	L	4-5
3/8	Lipscomb	L	3-7
3/12	vs. Saint Peters #	W	4-0
3/12	vs. Sacred Heart #	W	8-0
3/13	vs. Cleveland State #	W	4-1
3/13	vs. Colgate #	W	4-3
3/14	vs. Columbia #	L	4-5
3/15	vs. Northern Colorado #	W	4-1
3/15	vs. George Washington #	W	1-0
3/16	vs. George Mason #	W	5-0
3/16	vs. Yale #	W	3-0
3/19	at UT Martin*	L	2-5
3/19	at UT Martin*	L	0-2

* - OVC Game; @ - All-Missouri Cancer Classic
(Kansas City, Mo.); # - Rebel Spring Games
(Orlando, Fla.); + - OVC Tournament
(Jacksonville, Ala.)

2006 Lana Richmond (28-24, 14-13 OVC)

2/24	vs. Alcorn State @	W	5-0
2/24	at Mississippi State @	L	2-5
2/26	vs. Northwestern State @	W	12-7
2/26	at Mississippi State @	L	0-3
3/3	at Missouri State ^	L	1-2
3/3	vs. Missouri ^	L	1-7
3/4	vs. UMKC ^	W	4-0
3/4	vs. Saint Louis ^	W	8-4
3/7	at Southern Illinois	L	0-4
3/7	at Southern Illinois	L	4-8
3/11	Lipscomb #	L	2-3
3/11	IUPUI #	W	18-7
3/12	Northern Iowa #	W	9-3
3/12	Northern Iowa #	W	5-4 (8)
3/18	at Austin Peay*	W	4-1 (9)
3/18	at Austin Peay*	W	4-2
3/19	at Austin Peay*	W	5-2
3/22	at Middle Tennessee	W	11-0
3/22	at Middle Tennessee	W	12-3
3/23	at Memphis	W	2-1
3/23	at Memphis	L	2-3
3/25	UT Martin*	L	1-2

* - OVC Game; @ - Mississippi State
Invitational (Starkville, Miss.); ^ - All-Missouri
Cancer Classic (Springfield, Mo.); # - South-
east Softball Classic (Cape Girardeau, Mo.);
OVC Tournament (Cookeville, Tenn.)

2007 Lana Richmond (20-29, 11-16 OVC)

2/23	at Memphis @	L	1-2 (9)
2/23	vs. Alabama A&M @	W	8-0
2/25	vs. Evansville @	L	2-3
2/25	vs. Central Arkansas @	W	11-1
3/4	vs. UMKC ^	L	0-6
3/4	vs. Missouri State ^	L	4-10
3/9	Belmont #	W	9-0
3/10	Belmont #	L	0-4
3/10	Bradley #	L	2-3
3/11	#18 Illinois State #	L	0-7
3/11	IUPUI #	W	9-0
3/17	Samford*	W	3-1
3/17	Samford*	L	2-10
3/18	Samford*	W	9-1
3/19	at Western Kentucky	L	1-3
3/19	at Western Kentucky	L	8-10
3/20	at Middle Tennessee	L	2-3 (12)
3/21	at Mississippi	L	2-12
3/21	at Mississippi	W	7-3
3/24	at Tennessee State*	L	3-4
3/24	at Tennessee State*	L	0-2
3/25	at Tennessee State*	W	1-0
3/28	at Evansville	W	5-3
3/28	at Evansville	L	6-7 (8)
3/31	Eastern Kentucky*	L	9-10
4/1	Eastern Kentucky*	L	3-12
4/1	Eastern Kentucky*	W	3-2
4/6	at Jacksonville State*	L	3-6
4/6	at Jacksonville State*	L	4-9

* - OVC Game; @ - Blues City Classic
(Southaven, Miss.); ^ - All-Missouri
Cancer Classic (St. Louis, Mo.); # - Southeast
Softball Classic (Cape Girardeau, Mo.)

2008 Lana Richmond (24-28, 11-16 OVC)

2/14	at Jackson State	W	8-0
2/14	at Jackson State	W	12-3
2/15	vs. Central Arkansas @	W	5-3
2/17	vs. Iowa State @	L	1-8
2/17	at UL-Monroe @	L	1-2
2/22	vs. Morehead State !	L	0-2
2/22	vs. Arkansas-Pine Bluff !	W	11-2
2/23	at Memphis !	L	1-3
2/23	vs. Evansville !	L	4-16
2/24	vs. Alabama A&M !	W	15-0
3/2	Missouri State ^	W	3-1
3/2	Saint Louis ^	W	7-3
3/7	vs. Florida Gulf Coast #	L	0-5
3/7	vs. Bethune-Cookman #	W	4-0
3/8	vs. Towson #	L	4-5 (8)
3/8	at Florida Atlantic #	L	6-7
3/9	vs. Bethune-Cookman #	L	2-5 (9)
3/11	vs. Longwood %	W	2-0
3/11	vs. Longwood %	L	1-12
3/12	at Belmont	L	0-1
3/13	at Belmont	W	10-8
3/15	at Eastern Kentucky*	L	2-6
3/16	at Eastern Kentucky*	L	2-10
3/16	at Eastern Kentucky*	L	2-10
3/21	at Tennessee Tech*	W	4-0
3/21	at Tennessee Tech*	L	1-5
3/22	at Tennessee Tech*	L	2-3 (12)
3/25	Eastern Illinois*	W	7-2
3/25	Eastern Illinois*	W	7-6
3/29	at Austin Peay*	L	4-5
3/30	at Austin Peay*	W	12-0
3/30	at Austin Peay*	W	9-4
4/5	Tennessee State*	W	5-2
4/5	Tennessee State*	L	2-3
4/6	Tennessee State*	W	6-3
4/9	Middle Tennessee	W	6-4
4/9	Middle Tennessee	L	3-5
4/12	at Samford*	L	0-8
4/12	at Samford*	W	4-3
4/13	at Samford*	L	1-7

Southeast Missouri State REDHAWKS

YEAR-BY-YEAR RESULTS

4/17	at Saint Louis	W	6-0	5/7	vs. Morehead State +	W	1-0
4/17	at Saint Louis	W	2-1	5/8	vs. Tennessee Tech +	W	7-1
4/19	Morehead State*	L	0-6	5/9	vs. UT Martin +	L	2-3 (8)
4/19	Morehead State*	W	5-1	5/9	vs. UT Martin +	L	1-4
4/20	Morehead State*	W	2-1				
4/23	at Eastern Illinois*	L	3-4				
4/26	UT Martin*	W	6-5 (8)				
4/26	UT Martin*	L	2-5				
4/27	UT Martin*	L	5-7				
5/3	Jacksonville State*	L	0-7				
5/3	Jacksonville State*	L	3-6				
5/4	Jacksonville State*	L	4-8 (8)				

* - OVC Game; @ - Mardi Gras Tournament
Monroe, La.); ! - Blues City Classic (Southaven,
Miss.); ^ - All-Missouri Cancer Classic (Cape
Girardeau, Mo.); # - Florida Atlantic
Tournament (Boca Raton, Fla.); % Games
played in Boca Raton, Fla.

2009 Lana Richmond (29-21, 16-8 OVC)

2/12	at Jackson State	W	11-0
2/13	at UL-Monroe	W	4-1
2/13	vs. Central Arkansas @	L	0-8
2/14	at UL-Monroe @	W	4-3
2/14	vs. Centenary @	W	5-4 (8)
2/15	vs. Centenary @	L	2-10
3/4	at #18 Southern Illinois	L	1-2
3/4	at #18 Southern Illinois	L	0-6
3/6	at Missouri State ^	W	4-1 (8)
3/6	vs. UMKC ^	W	10-3 (8)
3/7	vs. Saint Louis ^	W	1-0
3/7	vs. #12 Missouri ^	L	0-8
3/17	at North Carolina A&T	W	8-7
3/17	at North Carolina A&T	W	6-0
3/18	at Elon	L	2-4
3/18	at Elon	L	1-8
3/18	at Morehead State*	W	1-0
3/20	at Morehead State*	W	7-4
3/21	at Morehead State*	L	1-2 (10)
3/28	Tennessee Tech*	W	3-2
3/28	Tennessee Tech*	L	0-13
3/29	Tennessee Tech*	L	1-6
4/1	Missouri-St. Louis	L	0-6
4/1	Missouri-St. Louis	L	3-4
4/4	at Jacksonville State*	L	1-12
4/4	at Jacksonville State*	L	0-9
4/5	at Jacksonville State*	L	1-11
4/8	SIU Edwardsville	L	1-6
4/8	SIU Edwardsville	L	3-12
4/10	at UT Martin*	L	1-2
4/10	at UT Martin*	L	2-8
4/11	at UT Martin*	W	4-3
4/15	Saint Louis	W	5-4 (8)
4/15	Saint Louis	W	9-5
4/18	Austin Peay*	W	4-1
4/18	Austin Peay*	W	6-5 (9)
4/19	Austin Peay*	W	7-5
4/23	at Eastern Illinois*	W	6-2
4/23	at Eastern Illinois*	W	11-3
4/25	Eastern Kentucky*	W	4-3
4/25	Eastern Kentucky*	W	8-5
4/26	Eastern Kentucky*	W	4-3
4/29	Eastern Illinois*	W	8-3
5/2	at Tennessee State*	W	9-1
5/2	at Tennessee State*	W	4-3
5/3	at Tennessee State*	W	8-7

2010 Lana Richmond (17-31, 6-17 OVC)

2/11	at Jackson State	W	11-3
2/13	vs. UMKC @	W	6-4
2/13	at UL-Monroe @	L	6-9
2/19	vs. McNeese State !	L	2-6
2/19	vs. Fort Wayne !	W	7-4
2/20	vs. Indiana State !	W	6-3
2/20	vs. Appalachian State !	L	2-10
3/5	vs. UMKC ^	L	1-7
3/5	vs. Saint Louis ^	L	2-10
3/6	at #4 Missouri ^	L	0-13
3/6	vs. Missouri State ^	L	3-7
3/10	Fort Wayne	W	4-3 (8)
3/11	Illinois State	L	1-12
3/13	vs. SIU Edwardsville #	W	7-6
3/13	at Arkansas #	L	2-4
3/14	vs. Louisiana Tech #	L	3-5
3/14	vs. SIU Edwardsville #	L	5-6
3/16	IUPUI	W	15-7
3/16	IUPUI	W	5-4 (8)
3/17	at Indiana State	W	5-3 (8)
3/17	at Indiana State	L	2-4
3/20	Morehead State*	L	2-9
3/20	Morehead State*	L	5-7
3/27	at Eastern Kentucky*	L	4-5
3/27	at Eastern Kentucky*	W	6-0
3/28	at Eastern Kentucky*	L	2-7
3/31	Eastern Illinois*	L	0-3
3/31	Eastern Illinois*	L	2-10
4/2	at Austin Peay*	L	3-4 (8)
4/2	at Austin Peay*	W	12-5
4/3	at Austin Peay*	L	2-11
4/9	Tennessee State*	W	9-0
4/9	Tennessee State*	L	4-6
4/10	Tennessee State*	W	7-5
4/14	at Eastern Illinois*	L	0-2
4/17	at Murray State*	L	1-9
4/17	at Murray State*	W	9-6
4/18	at Murray State*	L	4-9
4/22	at SIU Edwardsville	W	3-2 (9)
4/22	at SIU Edwardsville	L	2-3
5/1	UT Martin*	L	3-4 (8)
5/2	UT Martin*	L	1-5
5/2	UT Martin*	L	0-2
5/5	at Saint Louis	W	6-3
5/5	at Saint Louis	L	1-9
5/8	at Tennessee Tech*	L	0-4
5/8	at Tennessee Tech*	L	1-2
5/9	at Tennessee Tech*	W	2-0

* - OVC Game; @ - Mardi Gras Classic
Monroe, La.); ^ - All-Missouri Cancer Classic
(Columbia, Mo.); ! - Blues City Classic
(Memphis, Tenn.); # - Arkansas Invitational
(Fayetteville, Ark.)

2011 Lana Richmond (31-30, 17-12 OVC)

2/11	vs. Northwestern State @	L	1-2
2/11	at UL-Monroe @	L	3-11
2/12	vs. Indiana State @	W	6-2
2/12	at UL-Monroe @	L	1-6
2/13	vs. Northwestern State @	L	2-10
2/25	vs. South Alabama !	L	3-8
2/25	vs. Western Kentucky !	L	5-8
2/26	vs. Louisiana Tech !	W	5-4
2/26	vs. Austin Peay !	W	6-3
2/27	at Mississippi !	L	2-4
3/4	vs. #18 Missouri ^	L	0-5
3/4	vs. Missouri State ^	L	2-3
3/5	at Saint Louis ^	L	3-8
3/9	Southern Illinois	L	0-10
3/12	at SIU Edwardsville*	W	11-4 (9)
3/12	at SIU Edwardsville*	W	8-6 (8)
3/13	at SIU Edwardsville*	L	1-11
3/17	at Belmont	L	0-3
3/17	at Belmont	L	5-6 (8)
3/19	Tennessee Tech*	W	4-1
3/19	Tennessee Tech*	W	6-3
3/20	Tennessee Tech*	L	1-4
3/23	Evansville	L	2-4 (8)
3/23	Evansville	W	9-0
3/26	at Jacksonville State*	W	7-6
3/26	at Jacksonville State*	L	5-8
3/27	at Jacksonville State*	L	8-13
3/30	UT Martin*	W	5-4
3/30	UT Martin*	L	1-7
4/2	Austin Peay*	W	8-5
4/2	Austin Peay*	W	9-1
4/3	Austin Peay*	L	1-2
4/6	Indiana State	W	10-8
4/6	Indiana State	W	4-2
4/7	at UT Martin*	L	2-7
4/9	at Tennessee State*	W	6-5
4/9	at Tennessee State*	W	5-3
4/10	at Tennessee State*	W	10-0
4/13	at Eastern Illinois*	L	0-2
4/13	at Eastern Illinois*	L	0-4
4/16	Murray State*	W	10-9 (8)
4/16	Murray State*	W	11-4
4/17	Murray State*	L	7-9
4/19	Eastern Illinois*	W	8-4
4/22	Williams Baptist	W	4-1
4/22	Williams Baptist	W	5-2
4/28	at Middle Tennessee	W	3-2
4/28	at Middle Tennessee	L	3-7
4/30	at Morehead State*	W	14-7
4/30	at Morehead State*	W	4-3
5/4	Saint Louis	W	5-1
5/4	Saint Louis	L	2-3
5/7	Eastern Kentucky*	W	5-1
5/7	Eastern Kentucky*	L	0-8
5/8	Eastern Kentucky*	L	2-9 (12)
5/12	vs. SIU Edwardsville +	W	4-3 (8)
5/12	vs. Eastern Illinois +	W	4-0
5/13	vs. Jacksonville State +	L	0-4
5/14	vs. Eastern Illinois +	W	9-1
5/14	vs. Jacksonville State +	W	3-2
5/15	vs. Jacksonville State +	L	5-9

* - OVC Game; @ - Mardi Gras Classic
Monroe, La.); ! - Red & Blue Classic (Oxford,
Miss.); ^ - All-Missouri Cancer Classic
(St. Louis, Mo.); + - OVC Tournament
(Charleston, Ill.)

2012 Lana Richmond (25-30, 13-16 OVC)

2/9	at Jackson State	L	1-11
2/10	vs. Grambling State @	W	15-8
2/10	vs. IUPUI @	L	0-5
2/11	vs. Grambling State @	W	21-3
2/11	at UL-Monroe @	W	8-4
2/12	vs. Northwestern State @	W	3-1
2/24	vs. Miami (Ohio) !	L	2-6
2/24	vs. Western Illinois !	L	4-12
2/25	vs. Northern Iowa !	L	1-2
2/25	vs. Missouri State !	L	1-4
2/26	at Memphis !	L	0-1
3/3	vs. Saint Louis ^	L	4-5 (8)
3/3	vs. #13 Missouri ^	L	0-9
3/4	at UMKC ^	L	2-5 (8)
3/4	vs. Missouri State ^	L	4-5
3/10	Morehead State*	W	11-10
3/10	Morehead State*	L	1-3
3/11	Morehead State*	W	9-5
3/14	at Indiana State	W	4-0
3/14	at Indiana State	W	9-6
3/15	at Evansville	W	6-1
3/15	at Evansville	L	4-5
3/17	at Eastern Kentucky*	L	2-3 (8)
3/17	at Eastern Kentucky*	W	7-5 (8)
3/18	at Eastern Kentucky*	L	2-4
3/21	at UT Martin*	L	4-5 (9)
3/21	at UT Martin*	L	1-2
3/25	SIU Edwardsville*	W	9-8
3/25	SIU Edwardsville*	W	4-1
3/29	UT Martin*	L	2-3
3/31	at Tennessee Tech*	W	6-2
3/31	at Tennessee Tech*	L	1-6
4/1	at Tennessee Tech*	L	2-3
4/4	Eastern Illinois*	L	2-3
4/4	Eastern Illinois*	L	3-5
4/6	Jacksonville State*	W	3-1
4/6	Jacksonville State*	L	8-9
4/7	Jacksonville State*	L	1-2
4/11	Middle Tennessee	W	8-2
4/11	Middle Tennessee	W	10-3
4/14	at Austin Peay*	W	5-4 (8)
4/14	at Austin Peay*	W	7-3
4/15	at Austin Peay*	W	6-2
4/18	at Eastern Illinois*	L	0-1
4/21	Tennessee State*	W	2-0
4/21	Tennessee State*	W	12-4
4/22	Tennessee State*	W	6-2
4/25	at Southern Illinois	L	6-7
4/28	at Murray State*	L	1-3
4/28	at Murray State*	L	7-10
4/29	at Murray State*	L	7-8
5/1	at Saint Louis	L	0-1
5/1	at Saint Louis	W	6-1
5/2	Belmont	W	5-3
5/2	Belmont	W	14-13 (10)

* - OVC Game; @ - Mardi Gras Classic
Monroe, La.); ! - Blues City Classic (Memphis,
Tenn.); ^ - All-Missouri Cancer Classic
(Kansas City, Mo.)

Southeast Missouri State REDHAWKS

YEAR-BY-YEAR RESULTS

2013 Lana Richmond (15-33, 6-18 OVC)				2014 Lana Richmond (11-34, 3-20 OVC)				2015 Mark Redburn (19-27, 12-12 OVC)				2016 Mark Redburn (16-33, 10-17 OVC)			
2/7	at Jackson State	L	0-1	2/14	vs. Houston Baptist @	W	9-7	2/13	vs. Alabama State @	L	5-8	2/12	vs. Louisiana Tech @	L	2-11
2/8	vs. Mississippi Valley @	W	3-2	2/14	at UL-Monroe @	L	4-6	2/13	at UL-Monroe @	L	3-11	2/13	vs. #11 Louisiana @	L	0-8
2/8	vs. Grambling State @	W	6-3	2/15	vs. Houston Baptist @	L	3-6	2/14	vs. Alabama State @	L	7-12	2/13	vs. Houston Baptist @	W	10-7
2/9	at UL-Monroe @	L	1-5	2/15	vs. Grambling State @	W	9-1	2/14	vs. Grambling State @	W	11-7	2/14	vs. Central Arkansas @	L	4-5
2/9	at Northwestern State @	L	0-8	2/16	vs. Grambling State @	W	2-0	2/15	vs. Grambling State @	W	10-8	2/14	vs. #25 South Alabama @	L	2-5
2/22	vs. Detroit Mercy !	W	10-7 (10)	2/22	vs. Lipscomb !	L	0-11	2/27	at Southeastern La. !	W	10-8	2/26	vs. Western Carolina !	L	0-8
2/23	vs. Samford !	L	1-2 (8)	2/22	vs. Loyola-Chicago !	W	13-3	2/27	vs. Saint Louis !	L	7-8	2/26	vs. Ball State !	L	3-6
2/23	vs. Nicholls State !	L	7-8	2/23	vs. Ball State !	L	2-11	2/28	vs. UT Martin !	L	1-2 (8)	2/27	vs. Valparaiso !	W	3-2
2/24	vs. Mississippi State !	L	4-8	2/23	at Memphis !	L	1-6	3/1	vs. Arkansas !	L	2-5	2/28	at Western Kentucky !	W	8-3
2/24	at Memphis !	L	1-2	3/1	Missouri State ^	L	0-8	3/11	at Missouri	L	1-2	3/5	vs. Missouri State ^	L	3-9
3/7	Missouri State	W	3-2	3/1	Saint Louis ^	L	4-7	3/11	at Missouri	L	1-10	3/5	vs. Northern Illinois ^	W	6-3
3/7	Missouri State	L	1-2	3/15	Missouri-St. Louis	W	5-4	3/17	UT Martin*	W	9-6	3/6	vs. UMKC ^	L	0-9
3/9	vs. Bowling Green ^	L	1-4	3/15	Missouri-St. Louis	L	4-6	3/17	UT Martin*	L	3-6 (8)	3/6	at Saint Louis ^	L	3-4
3/9	at Evansville ^	L	0-8	3/18	North Dakota State	L	0-11	3/18	Indiana State	L	4-9	3/15	at Jackson State	W	10-1
3/10	vs. Bowling Green ^	W	4-1	3/19	at Indiana State	L	2-3	3/18	Indiana State	L	5-9 (8)	3/15	at Jackson State	W	9-8
3/10	at Evansville ^	L	2-9	3/19	at Indiana State	L	0-2	3/21	at Tennessee Tech*	L	0-3	3/16	at Southeastern La.	L	1-7
3/13	Indiana State	W	5-4	3/20	at Evansville	L	5-6 (8)	3/21	at Tennessee Tech*	W	6-4	3/16	at Southeastern La.	L	3-4
3/13	Indiana State	W	9-4	3/20	at Evansville	L	4-8	3/23	at Jacksonville State*	L	4-10	3/19	Murray State*	W	4-3
3/16	at Murray State*	W	9-3	3/22	at Eastern Kentucky*	L	1-5	3/23	at Jacksonville State*	L	5-6	3/19	Murray State*	W	9-1
3/16	at Murray State*	L	1-8	3/22	at Eastern Kentucky*	W	5-3	3/28	SIU Edwardsville*	L	3-12	3/20	Murray State*	L	5-16
3/20	Georgia Tech	L	4-9	3/23	at Morehead State*	L	6-7	3/28	SIU Edwardsville*	L	0-7	3/22	at Southern Illinois	L	2-3
3/21	at Western Kentucky	L	3-10	3/23	at Morehead State*	L	4-7	3/29	SIU Edwardsville*	L	4-8	3/25	Belmont*	W	3-0
3/23	at Belmont*	L	11-12	3/29	Austin Peay*	L	1-4	3/31	at Missouri State	W	8-4	3/25	Belmont*	L	1-2 (9)
3/23	at Belmont*	W	3-1	3/29	Austin Peay*	W	13-4	3/31	at Missouri State	L	0-4	3/26	Tennessee State*	W	7-2
3/24	at Tennessee State*	W	4-0	3/30	Austin Peay*	L	2-6	4/3	at Tennessee State*	W	7-2	3/26	Tennessee State*	W	9-0
3/29	SIU Edwardsville*	L	0-13	4/5	Belmont*	L	0-6	4/4	at Belmont*	W	4-2	4/2	at SIU Edwardsville*	L	1-2
3/29	SIU Edwardsville*	L	1-11	4/5	Belmont*	L	5-14	4/4	at Belmont*	W	4-3	4/2	at SIU Edwardsville*	L	4-5
3/30	SIU Edwardsville*	L	1-9	4/6	Tennessee State*	L	1-3	4/8	Southern Illinois	W	4-3 (10)	4/3	at SIU Edwardsville*	L	3-5
4/2	Evansville	L	0-1	4/6	Tennessee State*	L	3-4	4/11	at Murray State*	L	3-4	4/6	Arkansas	L	4-7
4/2	Evansville	W	3-2	4/12	at SIU Edwardsville*	L	0-10	4/11	at Murray State*	L	5-6	4/6	Arkansas	L	3-4
4/6	at Jacksonville State*	L	2-4	4/12	at SIU Edwardsville*	L	2-9	4/12	at Murray State*	L	1-2	4/9	Jacksonville State*	L	5-6
4/6	at Jacksonville State*	L	5-13	4/13	at SIU Edwardsville*	L	0-3	4/18	Morehead State*	W	1-0	4/9	Jacksonville State*	L	2-9
4/7	at Tennessee Tech*	L	1-9	4/18	Jacksonville State*	L	0-9	4/18	Morehead State*	L	1-3	4/10	Tennessee Tech*	L	2-3
4/7	at Tennessee Tech*	L	0-4	4/18	Jacksonville State*	L	0-9	4/22	Saint Louis	L	3-6	4/10	Tennessee Tech*	W	5-2
4/13	Eastern Illinois*	L	1-5	4/19	Tennessee Tech*	L	0-3	4/22	Saint Louis	W	5-4	4/13	at Saint Louis	L	7-12
4/13	Eastern Illinois*	W	4-1	4/19	Tennessee Tech*	L	3-5	4/23	at Tennessee State*	W	12-4	4/13	at Saint Louis	L	2-6
4/14	Eastern Illinois*	L	1-10	4/23	at Saint Louis	L	0-8	4/25	Eastern Illinois*	W	6-0	4/16	at UT Martin*	L	0-1 (9)
4/20	Eastern Kentucky*	W	12-11	4/23	at Saint Louis	W	9-7	4/25	Eastern Illinois*	W	9-4	4/16	at UT Martin*	L	1-3
4/20	Eastern Kentucky*	L	4-6	4/26	at UT Martin*	L	1-6	4/26	Eastern Illinois*	L	4-7	4/17	at UT Martin*	L	0-4
4/21	Morehead State*	L	6-7	4/26	at UT Martin*	L	6-12	4/29	at Arkansas	L	5-13	4/23	at Eastern Kentucky*	L	2-4
4/21	Morehead State*	W	5-4	4/30	Missouri Baptist	W	10-5	4/29	at Arkansas	W	4-3 (8)	4/23	at Eastern Kentucky*	W	5-2
4/25	Southern Illinois	W	14-7	4/30	Missouri Baptist	W	13-1	5/2	at Austin Peay*	W	8-1	4/24	at Morehead State*	L	1-6
4/28	at Austin Peay*	L	0-6	5/3	Murray State*	L	4-5	5/2	at Austin Peay*	W	6-5	4/24	at Morehead State*	L	0-1
4/28	at Austin Peay*	L	5-6	5/3	Murray State*	L	0-1	5/3	at Austin Peay*	W	11-10	4/29	Austin Peay*	L	3-7
4/29	at Austin Peay*	L	1-4	5/4	Murray State*	W	5-3	5/6	vs. Jacksonville State +	L	0-21	4/29	Austin Peay*	W	15-6
5/1	Saint Louis	L	1-5					5/7	vs. Eastern Illinois +	L	9-10 (12)	4/30	Austin Peay*	W	7-4
5/4	UT Martin*	L	9-11									5/7	at Eastern Illinois*	L	3-4
5/4	UT Martin*	L	5-14									5/8	at Eastern Illinois*	L	1-6
												5/8	at Eastern Illinois*	W	4-1

* - OVC Game; @ - Mardi Gras Classic
Monroe, La.); ! - Blues City Classic (Memphis,
Tenn.); ^ - Evansville Tournament
(Evansville, Ind.)

* - OVC Game; @ - Mardi Gras Classic
Monroe, La.); ! - Blues City Classic (Southaven,
Miss.); ^ - All-Missouri Cancer Classic
(Cape Girardeau, Mo.)

* - OVC Game; @ - Mardi Gras Classic
Monroe, La.); ! - Lion Classic Scramble
(Hammond, La.); + - OVC Tournament
(Edwardsville, Ill.)

* - OVC Game; @ - Sand Dollar Classic
Gulf Shores, Ala.); ! - Holiday Inn Spring
Fling (Bowling Green, Ky.); ^ - All-Missouri
Cancer Classic (St. Louis, Mo.)

Southeast Missouri State REDHAWKS

YEAR-BY-YEAR RESULTS

2017 Mark Redburn (23-27, 8-14 OVC)

2/11	vs. Tennessee State !	W	9-1
2/11	vs. Jarvis Christian !	W	17-2
2/12	at Jackson State !	W	13-2
2/17	vs. Middle Tennessee #	L	4-8
2/17	vs. UT Arlington #	L	1-5
2/18	at Southeastern La. #	W	2-0
2/19	vs. Buffalo #	W	7-6 (8)
2/19	vs. Alcorn State #	W	3-2
2/25	at Alcorn State	W	8-0
2/25	at Alcorn State	W	7-5
3/4	vs. Missouri State &	W	2-1
3/4	at UMKC &	W	4-2
3/5	vs. Saint Louis &	L	1-10
3/5	vs. Saint Louis &	L	4-6
3/9	vs. Loyola-Chicago %	W	2-0
3/10	vs. Valparaiso %	L	6-8
3/11	vs. Alabama A&M %	W	7-2
3/12	vs. Alabama State %	W	8-1
3/14	at Georgia Tech	W	6-1
3/15	at Kennesaw State	L	3-4
3/17	vs. Tulsa @	L	0-6
3/17	vs. UMKC @	W	10-0
3/18	vs. #12 LSU @	L	3-7
3/18	vs. Nebraska-Omaha @	L	5-6
3/19	at Kansas @	L	5-6
3/25	at Tennessee Tech*	L	2-3
3/25	at Tennessee Tech*	L	2-3
3/26	at Jacksonville State*	L	0-3
3/26	at Jacksonville State*	L	5-9
4/1	Eastern Illinois*	L	5-7
4/1	Eastern Illinois*	L	1-4
4/8	Austin Peay*	W	3-0
4/8	Austin Peay*	W	4-0
4/9	Murray State*	L	6-11
4/9	Murray State*	L	1-6
4/12	Southern Illinois	L	1-3
4/14	at SIU Edwardsville*	L	0-4
4/14	at SIU Edwardsville*	L	4-5 (10)
4/18	at Missouri	L	3-14
4/18	at Missouri	L	1-9
4/22	Morehead State*	L	2-6
4/22	Morehead State*	W	6-5
4/23	Eastern Kentucky*	W	2-1
4/23	Eastern Kentucky*	L	0-2
4/29	at Tennessee State*	W	5-3 (9)
4/29	at Tennessee State*	W	4-1
4/30	at Belmont*	W	5-1
5/1	at Belmont*	L	5-6
5/6	at UT Martin*	W	7-0
5/6	at UT Martin*	L	2-8

* - OVC Game; ! - Jackson State Tournament Jackson, Miss.; # - Lion Classic II (Hammond, La.); & - We Back Pat Tournament (Kansas City, Mo.); % - Leon Smith Classic, hosted by Southeast Missouri (Oxford, Ala.); @ - Rock Chalk Challenge (Lawrence, Kan.)

1991 Southeast Missouri Softball Team



The 1991 Southeast Missouri softball team was inducted into the school's Athletic Hall of Fame on Dec. 9, 2011. That team won the MIAA Conference Championship and was the first in school history to advance to an NCAA Final Four. Southeast went 38-14 under head coach Lana Richmond. Team members include in above photo: Front Row (left to right) Jennifer Stoeckl, Kathy Knaup, Ginger Hagler, Cathy Retherford, Andria Gaines, Alice Marler, Karen Jackson. Back Row (left to right) Head Coach Lana Richmond, Teresa Tuschoff, Kim Staffey, Karen Hudson, Shelly Trieb, Robyn Horace, Robyn Sitzes, Carol Chilton, Kim Barker, Assistant Coach Judy Favor.



Southeast Missouri State REDHAWKS

POSTSEASON HISTORY

OVC Tournament Appearances

1994 (at Austin Peay)*

#3 SE Missouri 3, #6 Austin Peay 0
#3 SE Missouri 12, #7 Morehead State 0
#3 SE Missouri 9, #5 Eastern Kentucky 2
#3 SE Missouri 3, #2 Middle Tennessee 2

1995 (at Eastern Kentucky)

#1 SE Missouri - bye
#1 SE Missouri 3, #4 Eastern Kentucky 2
#2 Tennessee Tech 8, #1 SE Missouri 2
#4 Eastern Kentucky 2, #1 SE Missouri 0

1996 (at Middle Tennessee)*

#1 SE Missouri 8, #8 Tennessee State 0
#1 SE Missouri 1, #4 UT Martin 0
#1 SE Missouri 3, #2 Middle Tennessee 1
#5 Tennessee Tech 4, #1 SE Missouri 3
#1 SE Missouri 5, #5 Tennessee Tech 1

1997 (at Morehead State)*

#1 SE Missouri 2, #8 Austin Peay 1
#1 SE Missouri 2, #4 UT Martin 1
#1 SE Missouri 2, #2 Tennessee Tech 0
#3 Eastern Illinois 5, #1 SE Missouri 1
#1 SE Missouri 12, #3 Eastern Illinois 2

1998 (at Southeast Missouri)*

#1 SE Missouri 8, #8 Austin Peay 2
#1 SE Missouri 8, #5 Tennessee Tech 2
#1 SE Missouri 3, #6 Eastern Illinois 2
#6 Eastern Illinois 2, #1 SE Missouri 1
#1 SE Missouri 13, #6 Eastern Illinois 4

1999 (at UT Martin)*

#1 SE Missouri 5, #8 UT Martin 0
#1 SE Missouri 5, #4 Tennessee Tech 2
#1 SE Missouri 9, #2 Middle Tennessee 0
#1 SE Missouri 7, #5 Eastern Illinois 1

2000 (at Middle Tennessee)

#3 SE Missouri 4, #6 Morehead State 3
#3 SE Missouri 3, #2 Eastern Illinois 2
#1 Middle Tennessee 3, #3 SE Missouri 1
#3 SE Missouri 2, #4 Tennessee Tech 1
#1 Middle Tennessee 3, #3 SE Missouri 1

2001 (at Tennessee Tech)

#3 Eastern Kentucky 2, #2 SE Missouri 0
#2 SE Missouri 1, #5 Tennessee State 0
#4 Eastern Illinois 1, #2 SE Missouri 0

2002 (at Eastern Kentucky)

#5 SE Missouri 5, #4 Austin Peay 3
#1 Eastern Kentucky 7, #5 SE Missouri 0
#3 UT Martin 5, #5 SE Missouri 1

2003 (at Tennessee Tech)

#4 SE Missouri 5, #5 Austin Peay 4
#1 Tennessee Tech 4, #4 SE Missouri 0
#4 SE Missouri 4, #3 UT Martin 3
#4 SE Missouri 4, #6 Eastern Illinois 2
#2 Eastern Kentucky 7, #4 SE Missouri 2

2004 (at Eastern Kentucky)

#6 SE Missouri 3, #3 Tennessee Tech 0
#2 UT Martin 9, #6 SE Missouri 6
#5 Jacksonville State 5, #6 SE Missouri 4

2005 (at Jacksonville State)

#4 UT Martin 3, #5 SE Missouri 2
#5 SE Missouri 6, #3 Samford 5 (11 inn.)
#5 SE Missouri 4, #4 UT Martin 1
#1 Jacksonville State 6, #5 SE Missouri 4

2006 (at Tennessee Tech)

#5 SE Missouri 3, #4 UT Martin 0
#1 Tennessee Tech 8, #5 SE Missouri 0
#6 Eastern Kentucky 3, #5 SE Missouri 0

2009 (at Jacksonville State)

#2 SE Missouri 1, #3 Morehead State 0
#2 SE Missouri 7, #5 Tennessee Tech 1
#4 UT Martin 3, #2 SE Missouri 2 (8 inn.)
#4 UT Martin 4, #2 SE Missouri 1

2011 (at Eastern Illinois)

#5 SE Missouri 4, #4 SIU Edwardsville 3 (8 inn.)
#5 SE Missouri 4, #1 Eastern Illinois 0
#2 Jacksonville State 4, #5 SE Missouri 0
#5 SE Missouri 9, #1 Eastern Illinois 1
#5 SE Missouri 3, #2 Jacksonville State 2
#2 Jacksonville State 9, #5 SE Missouri 5

2015 (at SIU Edwardsville)

#2 Jacksonville State 21, #7 SE Missouri 0
#6 Eastern Illinois 10, #7 SE Missouri 9 (12 inn.)

* OVC Tournament Champion

NCAA Tournament Appearances

1986 NCAA Division II Tournament

South Regional - Huntsville, Texas
Stephen F. Austin 2, SE Missouri 0
Sam Houston State 3, SE Missouri 0

1987 NCAA Division II Tournament

Central Regional - Warrensburg, Mo.
SE Missouri 4, Central Missouri State, 2
Florida Southern 2, SE Missouri 0
Florida Southern 3, SE Missouri 0

1989 NCAA Division II Tournament

South Regional - Lakeland, Fla.
SE Missouri 2, Barry 1 (9 inn.)
Florida Southern 4, SE Missouri 0
SE Missouri 5, Missouri-St. Louis 2
Florida Southern 4, SE Missouri 1

1991 NCAA Division II Tournament

South Regional - Lakeland, Fla.
SE Missouri 1, Florida Southern 0
SE Missouri 3, Central Missouri 1
SE Missouri 3, Florida Southern 1
Finals - Midland, Mich.
Portland State 3, SE Missouri 2
Bloomsburg 9, SE Missouri 4

* - Regional Champs; Final Four;
National Fourth-Place

1999 NCAA Division I Tournament

No. 2 Regional - Tucson, Ariz.
Kansas 5, SE Missouri 1
SE Missouri 2, East Carolina 1
Kansas 3, SE Missouri 1 (11 inn.)



The 1998 Southeast softball team captured the program's fourth-straight OVC regular-season title.

Southeast Missouri State REDHAWKS

COACHING HISTORY

HEAD COACHES

Year	Head Coach	Overall Record	Conference Record	Conference Finish	Postseason
1977	Marge Mates	6-6	-	-	-
1978	Marge Mates	7-8	-	-	-
1989	Marge Mates	9-9	-	-	-
1980	Marge Mates	21-18	-	-	-
1981	Marge Mates	22-14-1	-	-	-
Career Record		65-55-1 (.537)			
1982	Brenda Buckner	21-28 (.429)	3-1/MIAA	-	-
Career Record		21-28 (.429)			
MIAA Record		3-1 (.750)			
1983	Lana Richmond	13-10	3-3/MIAA	-	-
1984	Lana Richmond	25-8	8-2/MIAA	-	-
1985	Lana Richmond	32-17	9-2/MIAA	-	-
1986	Lana Richmond	40-16	13-5/MIAA	-	NCAA South Regional
1987	Lana Richmond	39-13	9-3/MIAA	-	NCAA Central Regional
1988	Lana Richmond	21-20	4-8/MIAA	-	-
1989	Lana Richmond	37-21	6-2/MIAA	-	NCAA South Regional
1990	Lana Richmond	28-21	5-5/MIAA	-	-
1991	Lana Richmond	38-14	11-4/MIAA	-	NCAA Final Four
1992	Lana Richmond	35-18	-	-	-
1993	Lana Richmond	30-19	-	-	-
1994	Lana Richmond	36-22	17-9/OVC	3rd	OVC Tournament Champs
1995	Lana Richmond	38-20	22-4/OVC	1st *	OVC Tournament
1996	Lana Richmond	39-9	22-2/OVC	1st *	OVC Tournament Champs
1997	Lana Richmond	33-23-1	20-5/OVC	1st *	OVC Tournament Champs
1998	Lana Richmond	38-13-1	16-2/OVC	1st *	OVC Tournament Champs
1999	Lana Richmond	31-17	16-2/OVC	1st *	OVC Tournament Champs
NCAA Regional (Tucson, Ariz.)					
2000	Lana Richmond	31-24	17-7/OVC	3rd	OVC Tournament
2001	Lana Richmond	25-25	16-5/OVC	2nd	OVC Tournament
2002	Lana Richmond	14-27	9-12/OVC	5th	OVC Tournament
2003	Lana Richmond	18-29	11-9/OVC	4th	OVC Tournament
2004	Lana Richmond	16-36	10-14/OVC	6th	OVC Tournament
2005	Lana Richmond	27-28	13-14/OVC	5th	OVC Tournament
2006	Lana Richmond	28-24	14-13/OVC	5th	OVC Tournament
2007	Lana Richmond	20-29	11-16/OVC	8th	-
2008	Lana Richmond	24-28	11-16/OVC	8th	-
2009	Lana Richmond	29-21	16-8/OVC	2nd	OVC Tournament
2010	Lana Richmond	17-31	6-17/OVC	10th	-
2011	Lana Richmond	31-30	17-12/OVC	5th	OVC Tournament
2012	Lana Richmond	25-30	13-16/OVC	7th	-
2013	Lana Richmond	15-33	6-18/OVC	10th	-
2014	Lana Richmond	11-34	3-20/OVC	12th	-
Career Record		884-710-2 (.554)			
OVC Record		286-221 (.564)			
MIAA Record		68-34 (.667)			
2015	Mark Redburn	19-27	12-12/OVC	7th	OVC Tournament
2016	Mark Redburn	16-33	10-17/OVC	10th	-
2017	Mark Redburn	23-27	8-14/OVC	9th	-
SEMO Record		58-87 (.400)			
OVC Record		30-43 (.411)			
Division I Record		148-262 (.361)			
Career Record		224-314 (.416)			

Head Coach Records

Marge Mates (1977-81)..... 66-55-1
 Brenda Buckner (1982)..... 21-28
 Lana Richmond (1983-2014)..... 884-710-2
 Mark Redburn (2015-present)..... 58-87

ASSISTANT COACHES

Hallie Blackney.....2012	Kristen Jones.....2016-present
Kerri Blaylock (Grad Asst.).....1989	Joel Kaden.....2000-01
Samantha Buckner.....2010	Stephanie Mata.....2013-14
Aubrie Carmack.....2017-present	Killian Roessner.....2011-12
Mike Clark.....1978-81	Suzanne Scheef.....1996-97
Michelle Cobb.....1977	Joe Scherer.....1982
Jeff Dabney.....2009-10	Kerry Shaw.....2015
Debbie Dever.....1983	Jeannine Soncini.....2004-08
Elizabeth Economon.....2011	Michelle Summers.....2009
Renee Enos.....2002-03	Billy Underwood.....2002
Judy Favor (Grad Asst.).....1991-92	Linda Venable (Grad Asst.).....1988
Buddy Foster.....1998-99	Carrie Weygandt.....1994
Cindy Gannon.....1986-89	Sarah Willis.....2013-14
Tami Hebert.....2003	Stephanie Winter.....2015-16
Karen Hudson.....1995	

SOFTBALL BY THE NUMBERS

Total Years.....41	Fewest OVC Wins in a Season.....3 (2014)
All-Time Record.....1,029-880-3 (.539)	Most OVC Losses in a Season.....20 (2014)
NCAA Division I Era (Yrs)...1992-present (26)	Fewest OVC Losses in a Season.....2
NCAA Division II Era (Yrs).....1977-91 (15)	(1996, 1998, 1999)
NCAA Division I Record ... 669-657-2 (.505)	Longest OVC Winning Streak.....21 games
Most Wins in a Season D-I Era.....39 (1996)	(Mar. 23-Apr. 27, 1996)
NCAA Division II Record.....360-223-1 (.617)	Longest OVC Losing Streak.....16 games
Most Wins in a Season D-II Era.....40 (1986)	(Mar. 30-May 3, 2014)
30+ Win Seasons.....15	OVC Regular-Season Titles.....5
(1985, 1986, 1987, 1989, 1991, 1992, 1993,	(1995, 1996, 1997, 1998, 1999)
1994, 1995, 1996, 1997, 1998, 1999, 2000,	OVC Tournament Titles.....5
2011)	(1994, 1996, 1997, 1998, 1999)
40-Win Seasons.....1 (1986)	OVC Tournament Appearances.....16
Most Wins in a Season.....40 (1986)	(1994, 1995, 1996, 1997, 1998, 1999, 2000,
Fewest Wins in a Season.....6 (1977)	2001, 2002, 2003, 2004, 2005, 2006,
Most Losses in a Season.....36 (2004)	2009, 2011, 2015)
Fewest Losses in a Season.....6 (1977)	OVC Tournament Record.....39-25
Winning Seasons.....22	MIAA Record.....71-35 (.670)
Consecutive Winning Seasons.....12	MIAA Titles.....1 (1991)
(1989-2000)	Most MIAA Wins in a Season.....13 (1986)
Consecutive Losing Seasons.....6	Fewest MIAA Wins in a Season.....3
(2012-present)	(1982, 1983)
Longest Winning Streak.....32 games	Most MIAA Losses in a Season.....8 (1988)
(Mar. 10-Apr. 18, 1996)	Fewest MIAA Losses in a Season.....1 (1982)
Longest Losing Streak.....13 games	NCAA Division I Tournament App...1 (1999)
(Mar. 30-Apr. 23, 2014)	NCAA Division I Tourney Record.....1-2
OVC Record.....316-264 (.545)	NCAA Division II Tournament App.....4
OVC Winning Seasons.....12	(1986, 1987, 1989, 1991)
Most OVC Wins in a Season.....22	Advanced to finals in 1991
(1995, 1996)	NCAA Division II Tourney Record.....6-8



SOUTHEAST
MISSOURI

 **YOUR
REDHAWKS**

**THIS IS
SEMO**

BRING YOUR BIG IDEAS.

**And make
them count.**

Your big ideas will be in good company here. Whatever you choose to study, chances are the program is at the head of its class. And if you're at the head of yours, you can join our honors program and elevate your learning experience even further.



SOUTHEAST MISSOURI
STATE UNIVERSITY • 1873



**SOUTHEAST BOASTS 20+ NATIONALLY
AND INTERNATIONALLY ACCREDITED
PROGRAMS, INCLUDING:**

- / ATHLETIC TRAINING
- / BUSINESS
- / CHEMISTRY
- / COMPUTER SCIENCE
- / DIETETICS
- / EDUCATION
- / ENGINEERING PHYSICS
- / INTERIOR DESIGN
- / MASS COMMUNICATION
- / MUSIC
- / NURSING
- / SOCIAL WORK
- / THEATRE



**GETTING INTO MEDICAL
SCHOOL ISN'T EASY —
WE JUST MAKE IT LOOK
THAT WAY. SOUTHEAST'S
PRE-MED STUDENTS ARE
ACCEPTED TO**

**medical
school well
above the
national
average.**

Like our students, Southeast faculty members come from around the country, hailing from leading institutions such as:

- / Boston Conservatory of Music
- / Carnegie Mellon University
- / Harvard University
- / Pennsylvania State University
- / Purdue University
- / Texas A&M University
- / Tulane University
- / University of Florida
- / University of Michigan
- / Vanderbilt University
- / Yale University



**COME HERE
AS A STUDENT.**

**And go
anywhere
as a
teacher.**

Southeast education graduates work as faculty members in school districts across the nation, and in more than 35 countries around the world.

1:21
faculty-
student
ratio

**Full-time
faculty**

lead most classes, not
teaching assistants —
starting with freshman year.

**THE DONALD L. HARRISON
COLLEGE OF BUSINESS
CONSISTENTLY MAKES THE
PRINCETON REVIEW'S LIST OF
top business
schools.**



ROLL UP YOUR SLEEVES AND GET DOWN TO BUSINESS.

Or education, public policy, communications or journalism — whatever your major, expect to learn a lot in class and even more in practice. And here, that practice happens on the latest technology and in real-world settings. You'll experiment and collaborate in just about all of your coursework. And you'll put new knowledge into action right from the start.



YOUR NEXT BIG IDEA could happen anywhere. But you'll give it legs and watch it run at **Catapult Creative House**, our student-run idea incubator and launchpad for innovation. Get to work in our creative labs, 3D modeling and printing gallery, and impact studio. It's where you'll turn your concepts into prototypes, your prototypes into products, and your products into sales.

THE BEST PLACE TO LEARN ABOUT U.S. POLICY is where it's actually being shaped. So you'll go to the **Center for Strategic and International Studies (CSIS) in Washington, D.C.**, for part of our University Studies course. For four exhilarating days, you'll work directly with researchers and consultants who advise national leaders. And if you're really on top of your game, you may end up influencing the strategies you've come to study.



INTERNSHIPS

RÉSUMÉS ARE BUILT—NOT WRITTEN.

The workforce is just that: a force. And it's one you'll meet head on at Southeast Missouri State. We'll help you find internships (that's plural on purpose) and coach you through any challenges or questions that come your way.



SET OUT AND JOIN IN.

Earn your wings early. Chew your way into campus history. Share your musical gift. Meet your new brothers or sisters. Whatever you do — whether it's joining a club or carrying on a tradition — just know that you won't do it alone (except the chewing part).

21

SOCIAL FRATERNITIES AND SORORITIES

Representing the IFC, Panhellenic and NPHC Councils. Many of them call Greek Hill home. And in Fall 2016, a new Greek Village will open on campus, providing an expanded Greek community where thousands of students will make new memories of brotherhood and sisterhood.



180+ student groups

With organizations on campus from A (Adult Recess improv group) to Z (Zeta Phi Beta Sorority), there's something to meet every professional, social, recreational or religious interest. And if you can't find what you're looking for, form your own group.

We honor our heritage by sticking to our traditions.

Some of them, quite literally. For years, students have been making the trek up **Cardiac Hill** (a tradition in its own right) to add their chewing gum to our infamous **Gum Tree**.

MAKE ART THAT INSPIRES.

And do it on
a campus
that's equally
inspiring.



Built
our R
Miss
arts. I
in the
Perfo
Come
the la
breat

Dobbins River Campus Center

Inside this living-learning center, you can make a masterpiece, make dinner and make your bed without ever leaving the **River Campus**.

In addition to a residence hall, dining facilities and contemporary classrooms, the **Cultural Arts Center** offers professional-level theatres, costume and scene shops, music rehearsal and gallery space, and dance and art studios — each equipped to inspire ovation-worthy works of art.





on the banks of the Mississippi,
iver Campus is the only one in
ouri dedicated entirely to the
But you don't have to be a student
e Holland School of Visual and
rming Arts to appreciate it.
e catch a performance. Explore
test exhibits. Or just enjoy the
htaking river views.

Five venues for exhibiting your talent — including theatres, a recital hall and galleries — set the stage for

**more than
a hundred
different
events
each year.**

Among our student-produced musical performances, you'll hear everything from the classics to the contemporary — including Brahms' *Double Concerto in A Minor* and Andrew Lipka's *The Addams Family*.



**Southeast makes it
affordable to do what
you dream of doing,
and we're recognized
as one of the country's
institutions with
the least indebted
students.**

LEARN MORE

about our \$17 million in
annual scholarships at
semo.edu/scholarships.

**SEE FOR YOURSELF
WHAT YOU'LL DO HERE**

Call us at (573) 651-2590
or schedule a visit at
semo.edu/visit.

OFFICE OF ADMISSIONS

One University Plaza, MS 3550
Academic Hall 100D
Cape Girardeau, Missouri 63701

573.651.2590
admissions@semo.edu

APPLY

We can't wait to see what you do.
But first, you'll need to get in.
semo.edu/apply



**YOUR
REDHAWKS**



**DO
YOU
HAVE
THE
WILL
TO**

serve all
community
members?



**SOUTHEAST MISSOURI
STATE UNIVERSITY · 1873**



YOUR REDHAWKS

2018 SCHEDULE



Date	Opponent	Time
	<u>Northern Iowa Dome Classic (Cedar Falls, Iowa)</u>	
Feb. 9	vs. South Dakota State	12:30 p.m.
	at Northern Iowa	2:45 p.m. ^{ESPN3}
Feb. 10	vs. UMKC	8 a.m.
	at Northern Iowa	12:30 p.m. ^{ESPN3}
Feb. 11	vs. Drake	11:45 a.m.
	<u>Chattanooga Frost Classic (Chattanooga, Tenn.)</u>	
Feb. 23	vs. Evansville	1:30 p.m.
	vs. Alabama State	4 p.m.
Feb. 24	vs. IUPUI	11 a.m.
	at Chattanooga	1:30 p.m.
Feb. 25	vs. Western Michigan	9 a.m.
	vs. Western Illinois	11:30 a.m.
	<u>John Cropp Classic (Lexington, Ky.)</u>	
Mar. 3	vs. Ohio University	11 a.m.
	at Kentucky	4 p.m.
Mar. 4	vs. Ohio University	10 a.m.
	at Kentucky	12:30 p.m.
Mar. 9	at Creighton (DH)	Noon
Mar. 10	at Creighton	Noon

Mar. 13	Indiana State (DH)	Noon ^{OVCDN}
	<u>Memphis Tiger Classic (Memphis, Tenn.)</u>	
Mar. 16	vs. Tennessee Tech	9 a.m.
	at Memphis	1:30 p.m.
Mar. 17	vs. Eastern Michigan	3:45 p.m.
Mar. 18	vs. South Dakota	9 a.m.
Mar. 21	Missouri (DH)	4 p.m. ^{OVCDN}
Mar. 24	Tennessee Tech* (DH)	1 p.m.
Mar. 25	Jacksonville State* (DH)	1 p.m.
Mar. 30	at Eastern Illinois* (DH)	3 p.m.
Apr. 4	at Southern Illinois	4 p.m.
Apr. 7	at Austin Peay* (DH)	1 p.m.
Apr. 8	at Murray State* (DH)	1 p.m.
Apr. 14	SIU Edwardsville* (DH)	1 p.m. ^{OVCDN}
Apr. 17	UT Martin* (DH)	3 p.m. ^{OVCDN}
Apr. 21	at Morehead State* (DH)	11 a.m.
Apr. 22	at Eastern Kentucky* (DH)	Noon
Apr. 25	at Saint Louis (DH)	4 p.m.
Apr. 28	Tennessee State* (DH)	1 p.m. ^{OVCDN}
Apr. 29	Belmont* (DH)	1 p.m. ^{OVCDN}
May 9-12	OVC Tournament (Oxford, Ala.)	TBA



All Times Central and Subject to Change
 Home Games in **Bold**
 OVCDN - OVC Digital Network
 * - Denotes Ohio Valley Conference Game