

YOUR REDHAWKS 2017-18 SOUTHEAST MISSOURI BASKETBALL

GAME
26



SOUTHEAST MISSOURI (10-15, 4-8) AT MOREHEAD STATE (6-17, 2-10)

MEDIA COVERAGE

Date.....Thursday, February 8, 2018
Tipoff.....6:30 p.m., CT
Location.....Morehead, Ky.
Arena.....Ellis T. Johnson Arena (6,500)
Series History.....MSU leads, 29-18
Last Meeting.....SEMO 78, MSU 75
 (Jan. 11, 2018 / Cape Girardeau, Mo.)

Radio.....SEMO ESPN 92.9 FM / Real Rock 99.3 FM
 (Erik Sean, Jess Bolen)
Video.....OVC Digital Network
Live Stats.....MSUEagles.com

SOUTHEAST MISSOURI SPORTS INFORMATION

Basketball Contact.....Jeff Honza
Phone / Email.....(573) 651-2933 / redhawk1@me.com

Head Coaches

Rick Ray (67-117 overall; 30-57 at SEMO; 15-29 OVC)
 Preston Spradlin (18-26 overall; 18-26 at MSU; 12-16 OVC)

GoSoutheast.com

Social Media



2017-18 SCHEDULE/RESULTS

November (3-4)

1	Missouri S&T (exhibition)	W, 94-75
4	Missouri Southern (exhibition)	W, 85-77
10	Missouri Baptist ^{OVC DN}	W, 81-69
	<i>Cancun Challenge</i>	
13	at Louisiana Tech	L, 95-96 ^{OT}
16	at Evansville ^{ESPN3}	L, 50-66
21	vs. Cal State Northridge # ^{CBS SPORTS DIGITAL}	W, 74-59
22	vs. Montana State # ^{CBS SPORTS DIGITAL}	L, 82-88
26	North Carolina Central ^{OVC DN}	L, 70-77
28	Hannibal-LaGrange ^{OVC DN}	W, 83-59

December (4-4, 1-1 OVC)

2	at North Carolina Central	W, 86-77
6	UMKC ^{OVC DN}	W, 91-87
9	at Southern Illinois ^{ESPN3}	W, 75-69
16	at Kansas State ^{ESPN3}	L, 71-89
20	Bradley ^{OVC DN}	L, 67-75
22	at Saint Louis ^{FOX SPORTS MIDWEST}	L, 48-78
28	Belmont* ^{OVC DN}	L, 72-94
31	Tennessee State* ^{OVC DN}	W, 77-65

January (3-5, 3-5 OVC)

4	at Murray State* ^{OVC DN}	L, 73-89
6	at Austin Peay* ^{OVC DN}	L, 71-76
11	Morehead State* ^{OVC DN}	W, 78-75
13	Eastern Kentucky* ^{OVC DN}	L, 86-91
18	at SIU Edwardsville* ^{OVC DN}	W, 86-74
20	at Eastern Illinois* ^{OVC DN}	W, 86-74
25	at Tennessee Tech* ^{OVC DN}	L, 65-76
27	at Jacksonville State* ^{OVC DN}	L, 60-78

February (0-2, 0-2 OVC)

1	Murray State* ^{OVC DN}	L, 75-87
3	Austin Peay* ^{OVC DN}	L, 81-96
8	at Morehead State* ^{OVC DN}	6:30 p.m.
10	at UT Martin* ^{OVC DN}	6 p.m.
15	Eastern Illinois* ^{OVC DN}	6:30 p.m.
17	SIU Edwardsville* ^{OVC DN}	4:15 p.m.
22	at Eastern Kentucky* ^{OVC DN}	7 p.m.
24	UT Martin* ^{OVC DN}	4:15 p.m.

All games are broadcast live on the radio at ESPN 92.9 FM and Real Rock 99.3 FM; All times are Central and subject to change; * - Denotes Ohio Valley Conference Game; OVC DN - OVC Digital Network; # - Game played in Cancun, Mexico

Redhawks Hit the Road

Southeast Missouri (10-15, 4-8) heads to Morehead State (6-17, 2-10) for an Ohio Valley Conference matchup Thursday. Tip-off is set for 6:30 p.m., CT, at Ellis T. Johnson Arena.

Follow the Redhawks

Fans can listen to Thursday's game on the radio at ESPN 92.9 FM and Real Rock 99.3 FM. Erik Sean will call the action. Video can be accessed live online at the OVC Digital Network. Live stats are available at MSUEagles.com. Twitter updates provided @SEMOMBB.

Series History

Morehead State holds a 29-18 advantage in its all-time series against Southeast. The Redhawks snapped a six-game losing streak in the series with their 78-75 victory in Cape Girardeau on Jan. 11. Southeast is 2-14 in its previous 16 meetings with the Eagles.

Season Sweep on the Line

Southeast goes for a season sweep of Morehead State when it takes the court Thursday. The Redhawks beat the Eagles, 78-75, on Jan. 11 at the Show Me Center. Southeast last swept MSU in a season during the 2006-07 campaign (won, 81-78, in Cape Girardeau; won, 61-59, in Morehead). In all, the Redhawks have swept the Eagles in a season a total of six times during the series.


SOUTHEAST MISSOURI PROBABLE STARTERS



5

Jonathan Dalton
G / 5-10 / 155 / Jr.
New Orleans, La.

5.4 ppg, 2.1 rpg,
5.2 apg



20

Justin Carpenter
C / 6-9 / 230 / Fr.
Mt. Carmel, Ill.

8.1 ppg, 4.5 rpg
0.7 apg



23

Daniel Simmons
G / 6-2 / 196 / Sr.
Biggersville Miss.

12.3 ppg, 3.2 rpg
2.1 apg



25

Ledarius Brewer
G / 6-5 / 200 / Fr.
Meridian, Miss.

13.1 ppg, 3.6 rpg,
1.3 apg



34

Denzel Mahoney
G/F / 6-4 / 213 / So.
Oviedo, Fla.

19.9 ppg, 5.1 rpg
1.0 apg

Southeast Missouri State REDHAWKS

2017-18 BASKETBALL NOTES / MOREHEAD STATE • FEB. 8

Countdown to 1,000

Denzel Mahoney enters Thursday's game needing just nine points to reach 1,000 in his two-year Southeast career. Mahoney, who led the Redhawks in scoring during 18 games this season, has 991 points in 58 career starts. If he reaches that milestone, Mahoney will be the second player under head coach Rick Ray to score 1,000 points at Southeast. Mahoney will also become the fifth different Redhawk to score over 1,000 career points since 2012-13.

Four-Game Skid

Southeast looks to end a four-game losing streak when it visits Morehead State. The Redhawks lost at Tennessee Tech, 76-65, on Jan. 25, at Jacksonville State, 78-60, on Jan. 27, vs. Murray State, 87-75, on Feb. 1 and vs. Austin Peay, 96-81, on Feb. 3 during that stretch. Like Southeast, Morehead State is also presently on a four-game skid.

Last Place Eagles

Morehead State enters the week last in the Ohio Valley Conference standings with an overall record of 6-17 and 2-10 league mark. The Eagles have turned the ball over an OVC-high 381 times for an average of 16.6 per game this season.

That Makes 50

Denzel Mahoney scored double figures for the 50th time in his career when he finished with 20 points against Austin Peay (Feb. 3). Mahoney scored 10 or more points in 23 of 25 starts this season.

Hot First Half

The Redhawks shot a blazing 66.7 percent (18-of-27) from the field and knocked down seven 3-pointers in a big first half against Austin Peay (Feb. 3). Southeast scored 49 points in the first 20 minutes of that game, its most in an opening stanza of basketball this season.

Tale of Two Halves

Southeast started strong in the first half, but fell victim to big runs and went cold from 3-point range in the second half during each of its last two games. The Redhawks let a 13-point lead slip away in an 87-75 loss to Murray State (Feb. 1). The Racers shot over 63 percent and used a 16-2 run midway through the second half to get by Southeast. Two days later, Austin

2017-18 SOUTHEAST MISSOURI REDHAWKS ROSTER

No.	Name	Pos.	Ht.	Wt.	Cl.	Yr.	Hometown (High School/College)
1	Dondre Duffus	G	6-3	183	Jr.	4th	Palm Beach, Fla. (Boyd Anderson/St. Petersburg)
3	Ray Kowalski	G	6-3	195	Fr.	2nd	Concord, N.C. (Concord)
4	Milos Vranes	F	6-7	200	Sr.	4th	Belgrade, Serbia (Third Belgrade/N.D. State Coll. of Science)
5	Jonathan Dalton	G	5-10	155	Jr.	3rd	New Orleans, La. (West Jefferson/Copiah-Lincoln CC)
10	Khalil Cuffee	G	6-4	210	Fr.	1st	Fairburn, Ga. (Langston Hughes)
13	Isaiah Gable	F	6-7	195	Fr.	1st	Greenville, Ohio (Greenville)
15	Donnie Lewis*	G	6-1	170	Jr.	3rd	Lexington, Ky. (Paul Dunbar/Spalding University)
20	Justin Carpenter	F	6-9	230	Fr.	1st	Mt. Carmel, Ill. (Mt. Carmel)
22	Skyler Hogan #	G	6-3	180	So.	3rd	Melbourne, Fla. (Holy Trinity Episcopal/Embry-Riddle)
23	Daniel Simmons	G	6-2	196	Sr.	4th	Biggersville, Miss. (Biggersville/East Mississippi CC)
25	Ledarius Brewer	G	6-5	200	Fr.	1st	Meridian, Miss. (Meridian)
34	Denzel Mahoney	G/F	6-4	213	So.	2nd	Oviedo, Fla. (Hagerty)
42	Mark Laros	C	6-10	223	Jr.	3rd	Hengelo, Netherlands (Montessori College Twente/Mineral Area)

* Walk-on

Will sit out the season due to NCAA Division I transfer regulations

Head Coach: Rick Ray, Third Year (Grand View College, 1994)

Assistant Coach: Adam Gordon, Third Year (Tampa, 2006)

Assistant Coach: Nick Lagroone, Third Year (Southern Wesleyan, 2011)

Assistant Coach: Chris Moore, Third Year (Kentucky State, 1991)

Director of Operations: Tom Berryman, Second Year (Alabama, 2010)

Graduate Manager: Jonathan Ortiz, First Year (Tennessee Tech, 2017)

Pronunciations

Khalil Cuffee kah-leel
Dondre Duffus DUFF-us
Mark Laros lair-ohs
Milos Vranes mi-lowsh vrah-n-esh

Breakdown by Class

Seniors 2
Juniors 4
Sophomores 2
Freshmen 5



2017-18 OHIO VALLEY CONFERENCE STANDINGS (AS OF FEB. 3)

	OVC					Overall					
	Record	Pct.	Home	Away	Streak	Record	Pct.	Home	Away	Neutral	Streak
Belmont	11-1	0.917	5-1	6-0	W8	19-6	0.760	11-2	8-4	0-0	W8
Murray State	10-2	0.833	6-0	4-2	W5	18-5	0.783	11-2	7-3	0-0	W5
Austin Peay	9-3	0.750	6-0	3-3	W4	14-10	0.583	11-2	3-8	0-0	W4
Jacksonville State	8-4	0.667	4-2	4-2	L1	17-8	0.680	10-3	6-5	1-0	L1
Tennessee Tech	8-4	0.667	5-1	3-3	L1	16-9	0.640	10-1	4-8	2-0	L1
Tennessee State	7-5	0.583	4-2	3-3	W4	12-11	0.522	7-4	5-7	0-0	W4
Southeast Missouri	4-8	0.333	2-4	2-4	L4	10-15	0.400	5-6	4-8	1-1	L4
Eastern Illinois	4-8	0.333	2-4	2-4	W1	8-15	0.348	6-4	2-11	0-0	W1
SIUE	4-8	0.333	2-4	2-4	W1	8-15	0.348	4-6	4-9	0-0	W1
UT Martin	3-9	0.250	1-5	2-4	L3	8-17	0.320	5-6	3-11	0-0	L3
Eastern Kentucky	2-10	0.167	0-6	2-4	L6	8-17	0.320	4-6	4-9	0-2	L6
Morehead State	2-10	0.167	1-5	1-5	L4	6-17	0.261	5-5	1-12	0-0	L4



Southeast Missouri State REDHAWKS

2017-18 BASKETBALL NOTES / MOREHEAD STATE • FEB. 8

Peay went on a 15-2 run when the Redhawks were down by two (64-62). The Governors, who never trailed in the second half, scored 96 points in their win, most by an opponent against Southeast this year. Combined, the Redhawks shot 2-of-17 (11.8 percent) from beyond the arc in the second half of those contests.

Kowalski Sees Double

Freshman Ray Kowalski went a perfect 4-of-4 from the field and knocked down three 3-pointers en route to finishing with 11 points against Austin Peay (Feb. 3). It was the fifth time Kowalski scored double figures in a game this season. Additionally, Kowalski finished with double-digits in the scoring column for the first time since Dec. 20 (10 pts., vs. Bradley).

Carpenter Misses Second Half

Freshman center Justin Carpenter did not play in the second half of Southeast's 96-81 loss to Austin Peay (Feb. 3). Carpenter is under concussion protocol and his status for Thursday's game is undetermined at this time.

Five in Double Figures

Denzel Mahoney scored 20 points, Ledarius Daniel Simmons pitched in 18, Ledarius Brewer and Ray Kowalski each had 11, and Mark Laros chipped in 10 vs. Austin Peay (Feb. 3). It marked the fourth time this year where Southeast had five players reach double figures in the scoring column.

Another 30-Point Performance

Denzel Mahoney dropped in 30 points against Murray State Thursday. Mahoney shot 11-of-26 from the field, knocked down two 3-pointers and made a near-perfect 6-of-7 free throws. He also led Southeast with eight rebounds and collected three steals. It was the second time this season and third in his career where Mahoney scored 30 or more points in a game.

Brewer Time

Freshman Ledarius Brewer has scored double figures in 11 of his last 12 games. Brewer is Southeast's second-leading scorer with 13.1 points per contest. He drained multiple 3-pointers in seven of those 12 contests. Brewer ranks 18th in the Ohio Valley Conference in scoring and 10th in 3-point field goals made (2.1 per game).

Halftime Leads

Southeast lost its first game of the season with a lead a halftime. The Redhawks held a slight 34-32 edge at the intermission before falling to Murray State, 87-75, Thursday. Southeast is 8-1 in games it leads at the half this year.

Redhawks Clear 200 Three-Pointers Made

For the second-straight season, Southeast made over 200 three-pointers. The Redhawks have drained a total of 222 treys in 25 games. It is the first time Southeast buried over 200 three-pointers in back-to-back seasons since 2006-07 (254) and 2007-08 (206). The Redhawks set a single-season school record with 263 made 3-pointers a year ago.

Road Sweep

Identical 86-74 wins at SIU Edwardsville (Jan. 18) and Eastern Illinois (Jan. 20) gave Southeast its first road sweep in Ohio Valley Conference play this season. The Redhawks swept the SIUE/EIU road swing for the first time since 2012. That year, Southeast beat EIU, 74-53, on Jan. 30 and SIUE, 85-72, on Feb. 11.

Huge Second Half

Southeast shot 50 percent (6-of-12) from 3-point range, made 18-consecutive free throws and outscored Eastern Illinois, 50-31, in the second half to storm by the Panthers on Jan. 20. The Redhawks overcame multiple 11-point deficits in the come-from-behind win. Southeast also won a game for the first time this season after trailing at halftime (43-36).

Happy Birthday Denzell

Denzel Mahoney celebrated his 20th birthday by scoring a career-high 36 points to lead Southeast to an 86-74 victory over SIU Edwardsville Thursday. Mahoney shot 9-of-14 from the field, knocked down a career-high five 3-pointers, grabbed seven rebounds and made 13-of-15 free throws. Mahoney's 36 points tied an Ohio Valley Conference single-game high.

Free Throw Machine

Denzel Mahoney has made and attempted more free throws than anyone in the Ohio Valley Conference this season. Mahoney enters Thursday's game with 152-of-183 free throws for 83.1 percent. The next closest to Mahoney in made free throws is Eastern Kentucky's

2017-18 STATS COMPARISON

SEMO	MSU
10-15.....Record	6-17
4-8.....Conference Record.....	2-10
75.3.....Points Per Game.....	70.8
78.6.....Opp. Points Per Game.....	75.7
-3.2.....Scoring Margin	-4.9
.456.....Field Goal Percentage.....	.432
.480.....Opp. Field Goal Percentage.....	.462
.378.....3-Point Field Goal Percentage.....	.322
.379.....Opp. 3-Point Field Goal Percentage.....	.340
.739.....Free Throw Percentage723
.717.....Opp. Free Throw Percentage.....	.685
32.0.....Rebounds Per Game	37.1
34.9.....Opp. Rebounds Per Game.....	33.4
-3.0.....Rebounding Margin	+3.7
13.6.....Assists Per Game.....	12.0
12.2.....Turnovers Per Game	16.6
+0.0.....Turnover Margin.....	-2.7
1.8.....Blocks Per Game	3.3
5.8.....Steals Per Game.....	5.7

THIS WEEK'S SCHEDULE/RESULTS

Thursday, February 8

Austin Peay at Murray State, 6 p.m., CT
Southeast Missouri at Morehead State, 6:30 p.m., CT
 Eastern Illinois at SIUE, 7 p.m., CT
 UT Martin at Eastern Kentucky, 7 p.m., CT
 Belmont at Tennessee State, 7:30 p.m., CT
 Tennessee Tech at Jacksonville State, 8 p.m., CT

Saturday, February 10

Murray State at SIUE, 1 p.m., CT
 Austin Peay at Eastern Illinois, 3:15 p.m., CT
Southeast Missouri at UT Martin, 6 p.m., CT
 Morehead State at Eastern Kentucky, 6 p.m., CT
 Tennessee State at Jacksonville State, 7 p.m., CT
 Belmont at Tennessee Tech, 7:30 p.m., CT

Southeast Missouri State REDHAWKS

2017-18 BASKETBALL NOTES / MOREHEAD STATE • FEB. 8

HONORS & AWARDS

Preseason All-OVC

Denzel Mahoney, So., G/F

Mayan Division Cancun Challenge

All-Tournament Team

Denzel Mahoney, So., G/F

Ledarrius Brewer, Fr., G

College Sports Madness OVC Player of the Week

Denzel Mahoney, So., G/F, Dec. 2

2017-18 OVC PRESEASON POLL

Team (First-Place Votes)

Belmont (18).....	235
Jacksonville State (3).....	213
Murray State (3)	212
Eastern Kentucky.....	139
Tennessee Tech.....	137
Eastern Illinois.....	135
Tennessee State.....	125
UT Martin.....	114
Morehead State.....	89
Southeast Missouri.....	82
Austin Peay.....	63
SIUE.....	40

2017-18 PRESEASON ALL-OVC TEAM

Name, Position, School

Matthew Butler, G, UT Martin
 Malcolm Drumwright, G, Jacksonville State
 Amanze Egekeze, F, Belmont
 Norbertas Giga, F/C, Jacksonville State
 Asante Gist, G, Eastern Kentucky
 Aleksa Jugovic, G, Tennessee Tech
 Austin Luke, G, Belmont

Denzel Mahoney, G/F, Southeast Missouri

Nick Mayo, F, Eastern Kentucky
 Terrell Miller, F, Murray State
 Jonathan Stark, G, Murray State

Preseason OVC Player of the Year

Jonathan Stark, G, Murray State

Nick Mayo with 85. He ranks seventh in the nation in free throws made and 10th in free throw attempts. Mahoney also rates eighth among Southeast's all-time career leaders in free throw percentage (284-of-345, .823) and seventh in single-season free throws made.

Dalton Clears 100 Assists

Jonathan Dalton's five assists against Eastern Kentucky (Jan. 13) put him over 100 for the season. Dalton became the third player in the Ohio Valley Conference to get over 100 assists, joining Belmont's Austin Luke (179) and Murray State's Ja Morant (144). He enters the week ranked third in the league with 5.2 assists per game and a total of 130 this year. Dalton is the first Southeast player to get 100 or more assists in a season since Lucas Nutt (191, 2013-14).

Vranes and Carpenter Return to Starting Lineup

Forward Milos Vranes and center Justin Carpenter returned to the starting lineup at SIU Edwardsville (Jan. 18). Both Vranes and Carpenter did not start for two games due to illness. Vranes scored three points in 15 minutes and Carpenter had five points and three rebounds in 17 minutes against the Cougars.

20-Point Man

Denzel Mahoney scored 20 or more points in six of his last nine starts. Mahoney pitched in 24 points at Austin Peay (Jan. 6), 22 vs. Morehead State (Jan. 11), 25 vs. Eastern Kentucky (Jan. 13), a career-high 36 at SIU Edwardsville (Jan. 18), 30 vs. Murray State (Feb. 1) and 20 vs. Austin Peay (Feb. 3). He scored over 20 points a team-high 12 times this season.

Back-to-Back

Point guard Jonathan Dalton scored double figures in back-to-back games for the first time in his career. Dalton scored 10 points vs. Morehead State (Jan. 11) and followed with a career-high 13 against Eastern Kentucky (Jan. 13). He played a career-high 39 minutes in each of those contests. Dalton has scored double figures in four of his previous seven starts.

Nifty Fifty

Southeast shot 50 percent from the field for the sixth time this season when it hit 30-of-54 shots against Austin Peay (Feb. 3). The Redhawks are 3-3 in games where they shoot 50 percent or better from the floor. Southeast has shot 50 percent or better in three of its last five contests.

Short-Handed Redhawks

Southeast hung on to beat Morehead State (Jan. 11), 78-75, with only seven active players. Non-scholarship guard Donnie Lewis was among that group. The Redhawks were without forwards Isaiah Gable (fractured foot) and Milos Vranes (illness), and guards Ray Kowalski (illness) and Dondre Duffus (blood clot). Freshman forward Justin Carpenter played 13 minutes off the bench with a stomach virus. The last time Southeast played a game with seven players was in a 88-69 road loss at Eastern Kentucky on Jan. 9, 2016, Rick Ray's first year as the Redhawks head coach.

Winning with Seven Players

The last time Southeast won a game with seven players was when it beat Murray State, 84-68, on Mar. 2, 2013. Nino Johnson, A.J. Jones, Nick Niemczyk, Corey Wilford, Lucas Nutt, Marland Smith and Tyler Stone formed that group which defeated the Racers in Murray on Isaiah Canaan's senior day.

Lewis Logs First Career Starts

Non-scholarship guard Donnie Lewis made his first career start against Morehead State (Jan. 11). Lewis scored two points in 25 minutes. Both of his points came at the charity stripe when he made two big free throws with 31 seconds left. Lewis then scored two points in 12 minutes in his last start vs. Eastern Kentucky (Jan. 13).

Laros Delivers

In his first career Ohio Valley Conference start, center Mark Laros scored 11 points and pulled down a team-high eight rebounds against Morehead State (Jan. 11). Laros played 33 minutes in his sixth start of the season and first since Nov. 22 (vs. Morehead State).

Southeast Missouri State REDHAWKS

2017-18 BASKETBALL NOTES / MOREHEAD STATE • FEB. 8

Career Start 50

Southeast's leading scorer, Denzel Mahoney, scored 24 points in his 50th career start at Austin Peay (Jan. 6). Mahoney has started all 58 games of his two-year college career. He scored double figures in 50 of his starts and put up 20 or more points on 22 occasions since joining the Redhawks.

Gable Out with Foot Fracture

Freshman Isaiah Gable missed the last 10 games with a fracture in his right foot. Gable played in 13 games off the bench, averaging 4.5 points and 1.6 rebounds per contest prior to his injury. His return is undetermined at this time.

Second Half Flurry

Southeast made a season-high eight 3-pointers in the second half at Austin Peay (Jan. 6). The Redhawks were 8-of-12 from downtown in the game's final 20 minutes. It was the second time Southeast hit eight 3-pointers in a half of basketball this year -- also shot 8-of-12 in the first half vs. UMKC (Dec. 6).

Career First

Denzel Mahoney scored a game-high 22 points and grabbed 11 rebounds to lead Southeast in its first Ohio Valley Conference victory of the season over Tennessee State (Dec. 31). Mahoney shot 4-of-8 from the field and buried 12-of-13 free throws in 34 minutes. It was the Redhawks fourth double-double of the season and first of Mahoney's career.

Fifty for Mahoney

Denzel Mahoney scored double figures for the 50th time in his career when he finished with 20 points vs. Austin Peay (Feb. 3). Mahoney is averaging 19.9 points per game this season and 21.3 in league play.

OVC Openers

With its loss to Belmont (Dec. 28), Southeast dropped to 10-17 all-time in Ohio Valley Conference openers. The Redhawks last opened league play with a win when they beat Eastern Kentucky, 81-48, at the Show Me Center on Dec. 31, 2016.

21 of 22

Denzel Mahoney has scored double figures in 21 of his last 22 starts. Mahoney recently saw a streak of 17-straight starts scoring in double figures end at Eastern Illinois (Jan. 20). He led the Redhawks in scoring 18 of his 25 starts this year.

Second in 3-Point Percentage

Southeast is second in the Ohio Valley Conference in 3-point field goal percentage. The Redhawks are shooting 37.8 percent from beyond the arc through 25 games. Southeast's 222 made threes are second behind Belmont's 282. Ledarius Brewer (52), Denzel Mahoney (50) and Daniel Simmons (37) have combined for 139 three-pointers made this season.

Attempted 3s

The Redhawks attempted a season-high 35 three-pointers against Tennessee State (Dec. 31). The 35 three-point field goal attempts are third-most in a game in the Ohio Valley Conference this season. Southeast last shot 35 three-pointers against Central Baptist (17-of-35) vs. Central Baptist on Nov. 11, 2013.

Redhawks End Non-Conference

Southeast wrapped up non-conference play with a 6-7 record, its best non-league record under head coach Rick Ray. The Redhawks improved their non-conference winning percentage from .230 (3-10) in 2015-16 to .352 (6-11) in 2016-17 and now .461 this season.

Mahoney Clears 700 Points

Denzel Mahoney surpassed 700 points in his career when he scored 23 to lead Southeast in a 89-71 loss at Kansas State (Dec. 16). Mahoney scored 20 of his points in the first half and shot 6-of-9 from the field and a perfect 9-of-9 at the free throw line for the game. He now has 991 points and a 17.1 points per game average in his two-year career.

Mr. Perfect

Denzel Mahoney, who leads Southeast and ranks eighth in the Ohio Valley Conference in free throw percentage (.831) shot a perfect 6-of-6 free throws at Austin Peay (Jan. 6). It marked the fourth time this season and seventh in his career where Mahoney went

SHOW ME CENTER INFORMATION

Photographers

Photographers working the floor level at the Show Me Center are required to shoot from behind the dash lines along the baselines and must sit on the floor in those areas. The Sports Information Director may identify other positions off the court where photographers may work, provided the view is not blocked for fans. At no time may photographers work directly from behind the official scorer's table and team benches, and in front of any courtside signage. No tripods may be placed on or beside the court.

Postgame Procedure

All interview requests for Southeast student-athletes must be made to a member of the Southeast Missouri sports information staff prior to the end of each game. Student-athletes will be escorted to postgame press conferences in the front meeting rooms of the Show Me Center. Media representatives are not allowed in the dressing room area. Redhawks head coach Rick Ray will address the media during press conferences after every game and the opposing head coach will be invited upon request. Ray will join press conferences immediately after his postgame radio obligation with the Redhawks Radio Network.

Credentials

Credentials are required for entrance to the Show Me Center. To request season or singlegame credentials, please contact Southeast Missouri Sports Information Director Jeff Honza by phone (573) 651-2933 or email jhonza@semo.edu/redhawk1@me.com. Credentials can be picked up at the NCAA pass gate located inside the main entrance of the Show Me Center.

Press Row

Media will be issued assigned seats course on the north side of the Show Me Center. Press row is reserved for working media only. Professional decorum is expected at all times. Cheering or outward expression is strictly prohibited.

Gameday Information

Game notes, rosters, statistics and other information is available on press row and in the media workroom at the Show Me Center on gamedays. Weekly releases will be published online at GoSoutheast.com.

Phone Lines

One phone line will be provided to the visiting team's official radio station courtesy of the Redhawks Radio Network. If additional phone lines are needed, they must be secured by calling (573) 651-2275 at least one week in advance.

Wireless Internet

The Show Me Center is equipped with wireless internet. Please see a member of the Southeast Missouri sports information staff for login information.

Southeast Missouri State REDHAWKS

2017-18 BASKETBALL NOTES / MOREHEAD STATE • FEB. 8

perfect at the free throw line with a minimum of five free throw attempts in a game.

Duffus Out

Guard Dondre Duffus missed the last three games due to a blood clot. Duffus played in just three games this season and eight in his two-year career.

Dalton Clears 100 Assists

With his four assists at Kansas State (Dec. 16), Jonathan Dalton went over 100 in his Southeast career. Dalton currently has 130 assists this season and 171 in his career. He is presently third in the Ohio Valley Conference in assists and assist/turnover ratio.

On the Road

Southeast is 5-9 outside of Cape Girardeau this season. The Redhawks won two-straight road games on two occasions.

Strong December

The Redhawks opened the month of December with a 3-0 record after beating both North Carolina Central (Dec. 2) and Southern Illinois (Dec. 9) on the road, and UMKC (Dec. 6) at home. Southeast scored 86 or more points twice in that span. It was the first time the Redhawks started December with a 3-0 record since 1998-99.

Best Start

Southeast's 6-4 start in 2017-18 marked its best under third-year head coach Rick Ray. Prior to this season, The Redhawks went 0-10 (2015-16) and 4-6 (2016-17) through their first 10 games with Ray at the helm prior to this year.

Bombs Away

The Redhawks made 10 or more 3-pointers a total of 11 times this season. Southeast matched a season-high 12 threes when it hit 12-of-26 (.462) at Eastern Illinois (Jan. 20). Southeast also hit 12 threes vs. UMKC (Dec. 6), at Southern Illinois (Dec. 9) and vs. Tennessee State (Dec. 31).

Dalton Third in Assist/Turnover Ratio

Point guard Jonathan Dalton enters the weekend ranked third in the Ohio Valley Conference in assist/turnover ratio. Dalton has

a team-high 130 assists to 52 turnovers for a 2.5 ratio through 25 games. He dished out five or more assists 16 times and went turnover free on four occasions this season. Dalton ranks third in the league with 5.2 assists per contest.

Vranes Steps Up

Southeast was without centers Justin Carpenter (concussion) and Mark Laros (mononucleosis) at Southern Illinois (Dec. 9). Forward Milos Vranes had a big game in their absence. Vranes shot 4-of-7 from the field, knocked down a pair of 3-pointers and went 4-of-6 at the free throw line against the Salukis. He finished with 14 points and six rebounds in 22 minutes.

Kowalski Nabs Season-High

Ray Kowalski pitched in a season-high 16 points, including 12 from 3-point range in Southeast's win over UMKC (Dec. 6). Kowalski shot 5-of-7 from the field and 4-of-5 from downtown. His 16 points were more than he had in his previous four games combined (12).

Over 80

Southeast scored more than 80 points for the 10th time this season when it fell to Austin Peay, 96-81, on Feb. 3. The Redhawks 24-point victory (83-59) over Hannibal-LaGrange (Nov. 28) is presently their largest of the year. That stands as Southeast's biggest margin of victory in a non-conference game since the Redhawks beat Central Arkansas, 87-63, on Dec. 1, 2016.

Nice Road Win

The Redhawks never trailed in their 86-77 victory over North Carolina Central (Dec. 2). Southeast shot 56.4 percent (31-of-55) from the field, 62.5 percent (10-of-16) from 3-point range and had five players reach double figures in the scoring column. It was Southeast's first true road win of the season.

Mileage Counter

The Redhawks travelled over 10,000 miles between air and ground transportation this season. Southeast made stops to St. Louis, Missouri, Dallas, Texas, Monroe, Louisiana, Ruston, Louisiana, Evansville, Indiana, Cancun,

Mexico, New Orleans, Louisiana, Newark, New Jersey, Raleigh, North Carolina, Durham, North Carolina, Washington, DC and Manhattan, Kansas, Charleston, Illinois, Edwardsville, Illinois, Clarksville, Tennessee, Murray, Kentucky, Cookeville, Tennessee and Jacksonville, Alabama during its travel stretch.

Non-Division I

The Redhawks picked up their 27th-straight against non-Division I teams when they beat Hannibal-LaGrange, 83-59, on Nov. 28. Southeast hasn't lost to a non-Division I program since 2001-02 (62-52, vs. Birmingham Southern on Nov. 16). The Redhawks won both of their matchups against non-Division I foes this year.

Carpenter and Vranes Make First Career Starts

Freshman Justin Carpenter and senior Milos Vranes made their first career starts against North Carolina Central (Nov. 26). Carpenter turned in a double-double 14 points and 11 rebounds, the first of his career and Southeast's second this season. Vranes scored three points and added seven rebounds in 19 minutes.

Lineup Combinations

Southeast has used six different starting lineups in 25 games this season. Most recently, Ledarrius Brewer, Justin Carpenter, Daniel Simmons, Denzel Mahoney and Jonathan Dalton started vs. Austin Peay (Feb. 3).

Cancun Challenge Recap

The Redhawks went 1-3 in this year's Cancun Challenge. Southeast dropped a 96-95 overtime decision at Louisiana Tech (Nov. 13) and fell to Evansville (Nov. 16), 66-50, on the road stateside. The Redhawks advanced to the Mayan Division title game with a 74-59 win over Cal State Northridge (Nov. 21) and rounded out the event with a 88-82 loss to Montana State (Nov. 22) in Cancun, Mexico.

Southeast Missouri State REDHAWKS

2017-18 BASKETBALL NOTES / MOREHEAD STATE • FEB. 8

Mahoney and Brewer Earn

All-Tournament Honors

Sophomore Denzel Mahoney and freshman Ledarrius Brewer were named to the Mayan Division Cancun Challenge All-Tournament Team. Mahoney averaged 18.3 points, six rebounds and shot 56.3 percent (27-of-48) from the field in four games. He also scored 18 or more points three times in the tournament, including a season-high 27 against Montana State (Nov. 22). Brewer followed with 14.3 points per game and made a team-high 11 three-pointers during the four-game stretch.

Season-Best Shooting

Southeast shot a season-high 56.9 percent from the field in its 88-82 loss to Montana State (Nov. 22). The Redhawks made 29-of-51 shots and scored 20 of their points at the free throw line.

Tournament Play

Southeast picked up its first win in tournament play under head coach Rick Ray when it beat Cal State Northridge, 74-59, at the Cancun Challenge on Nov. 21. The Redhawks finished the Cancun Challenge with a 1-3 mark.

OVC Rankings

The Redhawks rank among the top five in the Ohio Valley Conference in scoring offense (3rd, 75.3 ppg), free throw percentage (4th, .739), field goal percentage (4th, .456), 3-point field goal percentage (2nd, .378), assists (5th, 13.6), assist/turnover ratio (4th, 1.1) and 3-point field goals made (2nd, 8.9 per game). Individually, Denzel Mahoney rates second in the league Daniel Simmons is fifth in 3-point field goal percentage (.425) and Jonathan Dalton is third in assists (5.2 apg) and assist/turnover ratio (2.5).

Down to the Wire

Southeast took a strong Louisiana Tech team to the wire in a 96-95 overtime loss on Nov. 13. Freshman Justin Carpenter made two free throws with 30 seconds left and the Redhawks got a big stop to force the game to overtime. Louisiana Tech went on a 7-0 run, did not miss a field goal (5-of-5) and made 7-of-10 free throws to escape in the extra period. Both

teams went back-and-forth to 13 ties and 10 lead changes and scored a combined 86 points in the paint. Eight different players scored double figures between the two teams, including four with 20 or more. The 95 points were Southeast's most in a game against a Division I opponent under head coach Rick Ray.

Season-Opening Win

The Redhawks opened the 2017-18 season with an 81-69 victory over NAIA member Missouri Baptist on Nov. 10. Southeast tipped off a season on its homecourt for the first time in 12 years. The Redhawks improved to 10-17 all-time in season-opening games since moving to the NCAA Division I ranks in 1991-92. Southeast ended an 11-year losing streak in season-opening games.

Redhawk Debuts

A total of six players made their NCAA Division I debuts at Southeast against Missouri Baptist (Nov. 10). Mark Laros, Ray Kowalski, Isaiah Gable, Donnie Lewis, Justin Carpenter and Ledarrius Brewer all participated. Laros narrowly missed a double-double with nine points and nine rebounds in his first career start, while Brewer came off the bench to score 14 points in 26 minutes.

Free Throws the Difference

Southeast made 19-of-21 free throws to key its victory over Missouri Baptist (Nov. 10). Denzel Mahoney opened the season going a perfect 11-of-11 at the charity stripe. The Redhawks have made 19 or more free throws in three of their last five games dating back to last season. Southeast shot 79.3 percent (77-of-97) during that stretch.

Year Three

Rick Ray is in his third season as Southeast's head coach. Ray led the Redhawks to a +10 increase in the win column and Southeast was the 22nd Most Improved Team in NCAA Division I Basketball a year ago. The Redhawks finished at 15-18 overall and second in the Ohio Valley Conference West Division with a 9-7 mark after going 5-24 and placing last in the OVC in 2015-16. Ray received a two-year contract extension that runs through the 2020-21 season.

Mahoney Named Preseason All-OVC

Sophomore Denzel Mahoney earned Preseason All-Ohio Valley Conference honors, the league announced during its media day on Oct. 24. A Second-Team All-OVC selection, All-Newcomer pick and the 2016-17 OVC Freshman of the Year, Mahoney had a mammoth rookie season. He finished second on the team in scoring with 14.9 points per game and was the Redhawks leading scorer in conference play (16.6 ppg) in 33 starts. He led Southeast with 57 three-pointers made, dished out 40 assists, collected 23 steals and gathered four blocks. Mahoney scored double figures in 27 of his starts, including his final 11 of the 2016-17 campaign. He ranked 10th in the OVC in free throw percentage (.815) and 12th in scoring. Mahoney was also named OVC Freshman of the Week a league-high five times.

Active Streak

Denzel Mahoney has started 58-consecutive games. Mahoney scored in 57 contests during his college career. He opened the season with 21 points against Missouri Baptist (Nov. 10) and 25 at Louisiana Tech (Nov. 13), and scored a career-high 36 at SIU Edwardsville (Jan. 18).

Season 111

This year marks the 111th season of Southeast Basketball. The Redhawks are 1,252-1,143 all-time in program history. Southeast is in its 27th season at the NCAA Division I level, where it is 322-458 overall and 179-267 in the Ohio Valley Conference.

No Postseason

On May 10, 2017, the NCAA released the public APR data, postseason ineligibility and penalty reports. Southeast Missouri men's basketball received the following penalties: Postseason ineligibility in 2017-18 and Practice time restricted to 16 hours and five days per week in-season.

Southeast Missouri State **REDHAWKS**

HEAD COACH RICK RAY



Rick Ray begins his third season at Southeast Missouri in 2017-18.

Rick Ray enters his third year as Southeast Missouri's head coach.

In his second season a year ago, Ray led Southeast to a +10 increase in the win column as the Redhawks were the 22nd Most Improved Team in NCAA Division I Basketball. The Redhawks finished at 15-18 overall and second in the Ohio Valley Conference West Division with a 9-7 mark after going 5-24 and placing last in the OVC in 2015-16.

Southeast made its 15th all-time OVC Tournament appearance with Ray winning the first game he coached at the event when the Redhawks erased a 14-point deficit to beat Tennessee State in overtime.

Statistically, Southeast showed dramatic improvement from the previous season. The Redhawks ranked among the top-five in the OVC in several

RICK RAY

Head Coach • Third Year • Grand View College, 1994

categories, including steals (1st, 7.7), assist/turnover ratio (5th, 1.1) and 3-point field goals made (5th, 8.0). Southeast made its biggest jump from the 2015-16 season to this past season in turnover margin (8th to 1st), 3-point field goal percentage (last to 2nd) and free throw percentage (last to 2nd). Nationally, Southeast went from 331st to 49th in free throw percentage and 336th to 59th in total 3-point field goals made, while making significant improvement in many other areas during the 2016-17 campaign.

Additionally, Ray coached a pair of All-OVC selections in guards Antonius Cleveland and Denzel Mahoney. Cleveland earned first-team honors, became the first Southeast player to make the national College Slam Dunk Championship and agreed to a deal with the Golden State Warriors. Mahoney was the league's Freshman of the Year, a second-team pick, All-Newcomer selection and OVC All-Tournament Team honoree. It was the first time the Redhawks had multiple All-OVC selections since 2013-14 (Tyler Stone, Jarekious Bradley).

Following the 2016-17 campaign, Ray received a two-year contract extension that runs through the 2020-21 season.

Ray was introduced as the 20th head coach in Southeast Missouri men's basketball history on April 13, 2015.

Ray, who agreed to a four-year contract that will run through 2019, is the first African-American head coach

in the 109-year history of the program.

A tireless worker, Ray is structuring his program to achieve success both on the court and in the classroom.

In his first summer on the job, Ray challenged his players to excel academically and they did so by accumulating a 3.38 grade point average, the program's highest in a summer term.

Twelve of the 15 players enrolled in summer classes posted a 3.0 or higher GPA. To take it even further, Ray convinced other players to remain on campus and finish what they started. As a result, seven players graduated. Nino Johnson, Jarekious Bradley, Darrian Gray and J.J. Thompson, along with former players Corey Wilford, Waylon Jones and Dainmon Gonner all earned their bachelor degrees.

The next summer, the Redhawks recorded a 3.33 GPA with six players achieving a 4.0 and 11 notching a 3.0 or higher GPA.

Ray's 2015-16 team was the first to play in a newly-renovated Show Me Center, which has served as home to Redhawk Basketball since 1987.

One of the best basketball arenas in the Ohio Valley Conference, the Show Me Center received a new state-of-the-art center-hung video board, brand new telescopic seating, a new exterior roof and additional improvements to lighting and sound systems. All renovations were completed for the 2015-16

campaign.

Prior to Southeast, Ray spent three seasons as head coach at Mississippi State. He led the Bulldogs to a 2-2 mark in the SEC Tournament, including an upset win against Vanderbilt in 2013-14. Ray helped the development of two All-SEC freshmen in Craig Sword and Gavin Ware, as his recruiting classes received national attention. In addition, Ray had a 100 percent graduation rate during his tenure at MSU.

Certainly no stranger to NCAA postseason play, Ray has been an assistant at three different institutions that enjoyed success at the highest level.

Before arriving in Starkville, Mississippi, Ray spent two seasons at Clemson, where he was associate head coach to Brad Brownell. Ray also spent four successful years on the staff of Matt Painter at Purdue. He began his Division I coaching career at Indiana State, serving seven seasons.

All three programs participated in the NCAA Tournament. While at Clemson coaching in the highly-competitive Atlantic Coast Conference, the Tigers won 38 games during Ray's two-year stint as associate head coach. In 2010-11, the Tigers finished the year with a 22-12 overall record and 9-7 mark in the ACC en route to making the NCAA Tournament for the fourth-straight season. Clemson advanced to the second round of the tournament that year.

Ray was an assistant coach from 2006-10 under Painter at Purdue, where the Boilermakers won 103 games during his first four years on staff, including 15

Southeast Missouri State REDHAWKS

HEAD COACH RICK RAY

victories over Top 25 competition. During his tenure, Purdue advanced to the NCAA Tournament each season and made the Sweet 16 his last two years there.

In 2009, the Boilermakers won the Big Ten Tournament and secured a No. 5 seed in the NCAA Tournament. A year later, Ray helped the Boilermakers to 29 wins, tied for the most in Purdue history for a single season. Purdue earned a No. 4 seed and lost in the round of 16 to eventual NCAA champion Duke during the 2010 NCAA Tournament.

Ray was part of the 2006-07 Purdue staff that signed arguably the top class in school history, a group that was rated No. 5 nationally by Scout.com and No. 6 by Rivals.com. That class included All-Americans Robbie Hummel and JaJuan Johnson and current NBA player E'Twaun Moore.

While at Purdue, Ray was on Painter's staff that also included Cuonzo Martin, who recently completed his second season at Cal, and Paul Lusk, who is head coach at Missouri State.

Ray coached at Missouri Valley Conference member Indiana State for a period of seven years (1997-2004), helping ISU to consecutive 20-win seasons and NCAA Tournament appearances in 1999-2000 and 2000-01. In 1999-2000, the Sycamores compiled a 14-4 record in the MVC and won the regular season title. ISU then won the MVC Tournament the following season. The Sycamores later upset No. 4 seed Oklahoma in the first round of the 2001 NCAA Tournament. In addition, Ray was part of the

ISU staff that defeated perennial power Indiana in back-to-back seasons.

Following his time at ISU, Ray spent two seasons (2004-06) as an assistant coach and recruiting coordinator at Northern Illinois. In 2005-06, the Huskies were regular season Western Division champions in the Mid-American Conference for the first time in school history with a 17-11 overall record and 12-6 ledger in the MAC.

Ray began his coaching career as a graduate assistant

at the University of Nebraska-Omaha, a Division II program. He helped orchestrate a seven-win turnaround during his second season in 1996-97.

A standout player for Grand View College (Iowa), Ray was an All-American Scholar-Athlete and honorable mention all-conference performer in 1993.

He earned his undergraduate degree in applied mathematics and secondary education from Grand View in 1994. Ray received his master's degree in athletic administration from

Nebraska-Omaha in 1997.

Those type of heralded credentials helped Ray make the transition to head coach.

In 2013, he was the recipient of Grand View's Distinguished Alumni Award.

Born in Gardena, California, Ray moved to Kansas City, Kansas with his family when he was six years old.

Ray and his wife, Breyana, have two sons, Deacon and Mason, and a daughter, Katriece.

Ray's 2016-17 team showed dramatic improvement and the Redhawks will look to build on that success in his third year at the helm.

YEAR-BY-YEAR RECORDS

Year	School	Assignment	Record	Conference	Postseason
1995-96	Nebraska-Omaha	Graduate Assistant	-	-	-
1996-97	Nebraska-Omaha	Graduate Assistant	-	-	-
1997-98	Indiana State	Assistant Coach	16-11	10-8	-
1998-99	Indiana State	Assistant Coach	15-12	10-8	-
1999-2000	Indiana State	Assistant Coach	22-10	14-4	NCAA Tournament First Round
2000-01	Indiana State	Assistant Coach	22-12	10-8	NCAA Tournament Second Round
2001-02	Indiana State	Assistant Coach	6-22	4-14	-
2002-03	Indiana State	Assistant Coach	7-24	2-16	-
2003-04	Indiana State	Assistant Coach	9-19	5-13	-
2004-05	Northern Illinois	Assistant Coach	11-17	7-11	-
2005-06	Northern Illinois	Assistant Coach	17-11	12-6	-
2006-07	Purdue	Assistant Coach	22-12	9-7	NCAA Tournament Second Round
2007-08	Purdue	Assistant Coach	25-9	15-3	NCAA Tournament Second Round
2008-09	Purdue	Assistant Coach	27-10	11-7	NCAA Tournament Sweet 16
2009-10	Purdue	Assistant Coach	29-6	14-4	NCAA Tournament Sweet 16
2010-11	Clemson	Associate Head Coach	22-12	9-7	NCAA Tournament Second Round
2011-12	Clemson	Associate Head Coach	16-15	8-8	-
2012-13	Mississippi State	Head Coach	10-22	4-14	-
2013-14	Mississippi State	Head Coach	14-19	3-15	-
2014-15	Mississippi State	Head Coach	13-19	6-12	-
2015-16	Southeast Missouri	Head Coach	5-24	2-14	-
2016-17	Southeast Missouri	Head Coach	15-18	9-7	OVC Tournament Quarterfinals
2017-18	Southeast Missouri	Head Coach	10-15	4-8	-

Career Record: 67-117 (6 years)

Record at Southeast Missouri: 30-57, 15-29 OVC (3 years)

Record at Mississippi State: 37-60, 13-41 SEC (3 years)

Record as a college assistant/associate head coach: 266-202

Southeast Missouri State **REDHAWKS**

MEDIA INFORMATION

Redhawks Radio Network

All Redhawk basketball games will be broadcast live on the radio at ESPN 92.9 FM and Real Rock 99.3 FM, and online at GoSoutheast.com. Erik Sean is in his 18th year as the "Voice of the Redhawks." Sean is the Director of Sports Operations for Mississippi River Radio's eight radio stations in Cape Girardeau. He is an 11-time winner of the Missouri Broadcasters Association's Play-by-Play Award and three-time winner of the MBA's Sports Award. Sean will be assisted by Jess Bolen throughout the season.

Radio Network Affiliates

ESPN 92.9 FM (KLSC)

Cape Girardeau, Mo.
(Flagship)

Real Rock 99.3 FM (KCGQ)

Cape Girardeau, Mo.

ESPN 1220 AM (KGIR)

Cape Girardeau, Mo.

ESPN 1470 (KMAL)

Malden, Mo.

Practices

All Southeast Missouri men's basketball practices are closed. Requested media interviews during the week should be made to Jeff Honza. Media interviews will be conducted before practice.

Credentials

Credentials are required for entrance to the Show Me Center. To request season or single-game credentials, please contact Southeast Missouri Sports Information Director Jeff Honza by phone (573) 651-2933 or email jhonza@semo.edu/redhawk1@me.com. Credentials can be picked up at the NCAA pass gate located inside the main entrance of the Show Me Center.

Radio Show

Southeast Missouri's basketball radio show returns to Wings Etc. this season. This year's radio shows will be on Mondays each week, beginning Nov. 27. A total of 12 shows are on this year's schedule, including eight in Cape Girardeau (3047 William Street) and four in Jackson (2003 East Jackson Blvd.). Erik Sean will host the radio show which airs live on ESPN 92.9 FM and ESPN 1220 AM each week. Fans can also watch every radio show live online at SEMOESPN.com.

Radio Show Schedule

Nov. 27 - Wings Etc. (Cape Girardeau)

Dec. 4 - Wings Etc. (Cape Girardeau)

Dec. 11 - Wings Etc. (Jackson)

Dec. 18 - Wings Etc. (Cape Girardeau)

Jan. 8 - Wings Etc. (Cape Girardeau)

Jan. 15 - Wings Etc. (Cape Girardeau)

Jan. 22 - Wings Etc. (Cape Girardeau)

Jan. 29 - Wings Etc. (Jackson)

Feb. 5 - Wings Etc. (Cape Girardeau)

Feb. 12 - Wings Etc. (Cape Girardeau)

Feb. 19 - Wings Etc. (Jackson)

Redhawks Basketball with Coach Ray


"Redhawks Basketball with Coach Ray" will be televised Monday nights at 11:05 p.m., CT, on the Heartland CW (WQWQ-TV) and Charter Cable Channel 12. It also airs on Cable Channel 11 and simulcast on digital channel 89 on Tuesdays, Wednesdays and Thursdays at the following times: 8:30 a.m., 8 p.m. and midnight. The show begins Nov. 27 and is hosted by KFVS Sports Director Todd Richards.

OVC Digital Network


The 2017-18 season is the sixth year for the OVC Digital Network which provides live games free on any device. Fans can watch Southeast Missouri's home and away OVC matchups free of charge online at OVCDigitalNetwork.com.

Southeast Missouri State REDHAWKS


2017-18 REDHAWKS




DONDRE DUFFUS
G / 6-3 / 183 / Jr.
Palm Beach, Fla.



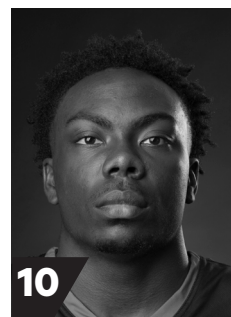
RAY KOWALSKI
G / 6-3 / 195 / R-Fr.
Concord, N.C.




MILOS VRANES
F / 6-7 / 200 / Sr.
Belgrade, Serbia




JONATHAN DALTON
G / 5-10 / 155 / Jr.
New Orleans, La.




KHALIL CUFFEE
G / 6-4 / 210 / Fr.
Fairburn, Ga.




ISAIAH GABLE
F / 6-7 / 195 / Fr.
Greenville, Ohio




DONNIE LEWIS
G / 6-1 / 170 / Jr.
Lexington, Ky.



JUSTIN CARPENTER
F / 6-9 / 230 / Fr.
Mt. Carmel, Ill.




SKYLER HOGAN
G / 6-3 / 180 / So.
Melbourne, Fla.




DANIEL SIMMONS
G / 6-2 / 196 / Sr.
Biggersville, Miss.



LEDARRIUS BREWER
G / 6-5 / 200 / Fr.
Meridian, Miss.



DENZEL MAHONEY
G/F / 6-4 / 213 / So.
Oviedo, Fla.




MARK LAROS
C / 6-10 / 223 / Jr.
Hengelo, Netherlands



RICK RAY
Head Coach
Third Year




ADAM GORDON
Assistant Coach
Third Year



NICK LAGROONE
Assistant Coach
Third Year



CHRIS MOORE
Assistant Coach
Third Year



JONATHAN ORTIZ
Graduate Manager
First Year



TOM BERRYMAN
Director of Operations
Second Year

Southeast Missouri State REDHAWKS

2017-18 STATISTICS



2017-18 Southeast Missouri Basketball Southeast Missouri Combined Team Statistics (as of Feb 03, 2018) All games



RECORD:	OVERALL	HOME	AWAY	NEUTRAL
ALL GAMES	10-15	5-6	4-8	1-1
CONFERENCE	4-8	2-4	2-4	0-0
NON-CONFERENCE	6-7	3-2	2-4	1-1

##	Player	gp-gs	min	avg	Total		3-Point		F-Throw		Rebounds				pf	dq	a	to	blk	stl	pts	avg
					fg-fga	fg%	3fg-fga	3fg%	ft-fa	ft%	off	def	tot	avg								
34	MAHONEY, Denzel	25-25	771	30.8	148-309	.479	50-118	.424	152-183	.831	38	90	128	5.1	71	1	25	42	5	22	498	19.9
25	BREWER, Ledarius	25-21	713	28.5	112-278	.403	52-152	.342	51-67	.761	11	80	91	3.6	55	3	32	39	12	24	327	13.1
23	SIMMONS, Daniel	25-9	602	24.1	107-235	.455	37-87	.425	57-83	.687	11	68	79	3.2	52	2	52	40	2	26	308	12.3
20	CARPENTER, Justin	24-17	492	20.5	76-152	.500	6-22	.273	37-55	.673	45	64	109	4.5	60	0	17	29	12	10	195	8.1
04	VRANES, Milos	24-15	469	19.5	51-117	.436	25-68	.368	12-24	.500	25	79	104	4.3	48	1	18	36	4	8	139	5.8
01	DUFFUS, Dondre	3-0	43	14.3	5-10	.500	2-3	.667	5-6	.833	0	5	5	1.7	9	0	3	6	0	3	17	5.7
05	DALTON, Jonathan	25-24	789	31.6	41-84	.488	14-37	.378	40-59	.678	17	35	52	2.1	45	1	130	52	0	30	136	5.4
42	LAROS, Mark	21-7	344	16.4	44-70	.629	0-4	.000	7-13	.538	34	45	79	3.8	29	0	7	21	10	8	95	4.5
03	KOWALSKI, Ray	22-5	367	16.7	33-90	.367	21-56	.375	12-12	1.000	4	23	27	1.2	21	0	15	18	0	5	99	4.5
13	GABLE, Isaiah	13-0	172	13.2	19-49	.388	13-34	.382	7-11	.636	1	20	21	1.6	16	0	5	6	0	0	58	4.5
15	LEWIS, Donnie	25-2	263	10.5	3-7	.429	2-6	.333	3-5	.600	7	10	17	0.7	33	0	36	11	0	8	11	0.4
Team											32	55	87		1		6					
Total.....		25	5025		639-1401	.456	222-587	.378	383-518	.739	225	574	799	32.0	440	8	340	306	45	144	1883	75.3
Opponents.....		25	5025		701-1460	.480	215-567	.379	347-484	.717	258	615	873	34.9	465	-	368	305	95	121	1964	78.6

TEAM STATISTICS	SEMO	OPP
SCORING	1883	1964
Points per game	75.3	78.6
Scoring margin	-3.2	-
FIELD GOALS-ATT	639-1401	701-1460
Field goal pct	.456	.480
3 POINT FG-ATT	222-587	215-567
3-point FG pct	.378	.379
3-pt FG made per game	8.9	8.6
FREE THROWS-ATT	383-518	347-484
Free throw pct	.739	.717
F-Throws made per game	15.3	13.9
REBOUNDS	799	873
Rebounds per game	32.0	34.9
Rebounding margin	-3.0	-
ASSISTS	340	368
Assists per game	13.6	14.7
TURNOVERS	306	305
Turnovers per game	12.2	12.2
Turnover margin	+0.0	-
Assist/turnover ratio	1.1	1.2
STEALS	144	121
Steals per game	5.8	4.8
BLOCKS	45	95
Blocks per game	1.8	3.8
ATTENDANCE	13302	38076
Home games-Avg/Game	11-1209	12-3173
Neutral site-Avg/Game	-	2-0

Score by Periods	1st	2nd	OT	Totals
Southeast Missouri	864	1003	16	1883
Opponents	920	1027	17	1964

Date	Opponent		Score	Att.
11-10-17	MISSOURI BAPTIST	W	81-69	1239
\$ 11-13-17	at Louisiana Tech	Lot	95-96	2456
\$ 11-16-17	at Evansville	L	50-66	3151
\$ 11-21-17	vs CSUN	W	74-59	0
\$ 11-22-17	vs MONTANA STATE	L	82-88	0
11-26-17	N.C. CENTRAL	L	70-77	645
11-28-17	HANNIBAL-LAGRANGE	W	83-59	815
12-02-17	at N.C. Central	W	86-77	873
12-06-17	UMKC	W	91-87	1586
12-09-17	at Southern Illinois	W	75-69	4493
12-16-17	at Kansas State	L	71-89	7389
12-20-17	BRADLEY	L	67-75	702
12-22-17	at Saint Louis	L	48-78	8021
* 12-28-17	BELMONT	L	72-94	1310
* 12-31-17	TENNESSEE STATE	W	77-65	615
* 01-04-18	at Murray St.	L	73-89	2728
* 01-06-18	at Austin Peay	L	71-76	1825
* 01-11-18	MOREHEAD STATE	W	78-75	915
* 01-13-18	EASTERN KENTUCKY	L	86-91	1206
* 01-18-18	at SIUE	W	86-74	1147
* 01-20-18	at Eastern Illinois	W	86-74	1369
* 01-25-18	at Tennessee Tech	L	65-76	1936
* 01-27-18	at Jacksonville State	L	60-78	2688
* 02-01-18	MURRAY STATE	L	75-87	2035
* 02-03-18	AUSTIN PEAY	L	81-96	2234

* = Conference game
\$ = Cancun Challenge

Southeast Missouri State REDHAWKS

2017-18 OVC STATISTICS



2017-18 Southeast Missouri Basketball Southeast Missouri Combined Team Statistics (as of Feb 03, 2018) Conference games only



RECORD:	OVERALL	HOME	AWAY	NEUTRAL
ALL GAMES	4-8	2-4	2-4	0-0
CONFERENCE	4-8	2-4	2-4	0-0
NON-CONFERENCE	0-0	0-0	0-0	0-0

#	Player	gp-gs	min	avg	Total		3-Point		F-Throw		Rebounds				pf	dq	a	to	blk	stl	pts	avg
					fg-fga	fg%	3fg-fga	3fg%	ft-fa	ft%	off	def	tot	avg								
34	MAHONEY, Denzel	12-12	385	32.1	73-159	.459	30-73	.411	80-94	.851	26	47	73	6.1	36	1	11	22	2	15	256	21.3
25	BREWER, Ledarius	12-12	371	30.9	58-140	.414	28-88	.318	33-42	.786	5	42	47	3.9	23	1	11	18	7	11	177	14.8
23	SIMMONS, Daniel	12-3	295	24.6	57-116	.491	18-44	.409	27-41	.659	4	35	39	3.3	30	1	20	24	1	14	159	13.3
05	DALTON, Jonathan	12-12	389	32.4	26-54	.481	10-25	.400	21-33	.636	8	16	24	2.0	21	1	63	28	0	14	83	6.9
13	GABLE, Isaiah	2-0	32	16.0	4-11	.364	2-7	.286	3-4	.750	1	3	4	2.0	2	0	1	0	0	0	13	6.5
20	CARPENTER, Justin	12-10	238	19.8	30-69	.435	3-10	.300	14-23	.609	20	21	41	3.4	32	0	5	15	4	3	77	6.4
04	VRANES, Milos	11-7	213	19.4	18-45	.400	12-31	.387	5-10	.500	10	29	39	3.5	21	1	9	18	0	3	53	4.8
42	LAROS, Mark	12-2	199	16.6	24-37	.649	0-4	.000	2-5	.400	15	27	42	3.5	18	0	5	11	4	4	50	4.2
03	KOWALSKI, Ray	10-0	137	13.7	10-21	.476	8-17	.471	4-4	1.000	1	7	8	0.8	8	0	5	8	0	2	32	3.2
15	LEWIS, Donnie	12-2	141	11.8	3-6	.500	2-5	.400	2-3	.667	3	7	10	0.8	16	0	26	9	0	4	10	0.8
Team											12	28	40		1		3					
Total.....		12	2400		303-658	.460	113-304	.372	191-259	.737	105	262	367	30.6	208	5	156	156	18	70	910	75.8
Opponents.....		12	2400		350-720	.486	110-291	.378	165-219	.753	136	291	427	35.6	232	-	181	151	37	65	975	81.2

TEAM STATISTICS	SEMO	OPP
SCORING	910	975
Points per game	75.8	81.2
Scoring margin	-5.4	-
FIELD GOALS-ATT	303-658	350-720
Field goal pct	.460	.486
3 POINT FG-ATT	113-304	110-291
3-point FG pct	.372	.378
3-pt FG made per game	9.4	9.2
FREE THROWS-ATT	191-259	165-219
Free throw pct	.737	.753
F-Throws made per game	15.9	13.8
REBOUNDS	367	427
Rebounds per game	30.6	35.6
Rebounding margin	-5.0	-
ASSISTS	156	181
Assists per game	13.0	15.1
TURNOVERS	156	151
Turnovers per game	13.0	12.6
Turnover margin	-0.4	-
Assist/turnover ratio	1.0	1.2
STEALS	70	65
Steals per game	5.8	5.4
BLOCKS	18	37
Blocks per game	1.5	3.1
ATTENDANCE	8315	11693
Home games-Avg/Game	6-1386	6-1949
Neutral site-Avg/Game	-	0-0

Date	Opponent	Score	Att.
* 12-28-17	BELMONT	L 72-94	1310
* 12-31-17	TENNESSEE STATE	w 77-65	615
* 01-04-18	at Murray St.	L 73-89	2728
* 01-06-18	at Austin Peay	L 71-76	1825
* 01-11-18	MOREHEAD STATE	w 78-75	915
* 01-13-18	EASTERN KENTUCKY	L 86-91	1206
* 01-18-18	at SIUE	w 86-74	1147
* 01-20-18	at Eastern Illinois	w 86-74	1369
* 01-25-18	at Tennessee Tech	L 65-76	1936
* 01-27-18	at Jacksonville State	L 60-78	2688
* 02-01-18	MURRAY STATE	L 75-87	2035
* 02-03-18	AUSTIN PEAY	L 81-96	2234

* = Conference game

\$ = Cancun Challenge

Score by Periods	1st	2nd	Totals
Southeast Missouri	413	497	910
Opponents	449	526	975

Southeast Missouri State REDHAWKS

2017-18 STATISTICS

Comparison Game-by-Game (Southeast Missouri/Opponent)

Opponent	1st	2nd	Score	Mar	Total FG	FG Pct	3-Pointers	3FG Pct	Free Throws	FT Pct	Rebounds (Mar)	Assist	T/Over	Block	Steal	Fouls
Missouri Baptist	37/27	44/42	81-69	+12	27-54/24-48	.500/.500	8-20/8-23	.400/.348	19-21/13-23	.905/.565	29/30 (1)	17/10	13/18	2/4	7/3	18/16
Louisiana Tech	39/39	40/40	95-96	(1)	36-75/31-60	.480/.517	9-25/6-21	.360/.286	14-19/28-34	.737/.824	37/37 -	20/16	9/9	4/8	6/1	20/17
Evansville	21/36	29/30	50-66	(16)	19-48/18-45	.396/.400	8-25/8-18	.320/.444	4-8/22-27	.500/.815	31/28 +3	9/12	18/10	5/2	5/5	24/14
Cal State Northridge	39/28	35/31	74-59	+15	28-61/21-62	.459/.339	10-24/5-19	.417/.263	8-11/12-17	.727/.706	39/36 +3	17/9	10/9	4/3	7/5	16/11
Montana State	34/41	48/47	82-88	(6)	29-51/27-54	.569/.500	4-15/8-20	.267/.400	20-26/26-34	.769/.765	31/26 +5	11/12	15/11	1/2	5/6	26/24
North Carolina Central	32/41	38/36	70-77	(7)	22-63/28-54	.349/.519	5-20/7-19	.250/.368	21-27/14-22	.778/.636	42/34 +8	11/12	12/12	0/4	7/7	18/22
Hannibal-LaGrange	33/33	50/26	83-59	+24	31-63/25-58	.492/.431	6-19/4-18	.316/.222	15-21/5-12	.714/.417	37/33 +4	14/13	10/18	3/6	10/5	12/19
North Carolina Central	38/35	48/42	86-77	+9	31-55/29-57	.564/.509	10-16/5-15	.625/.333	14-22/14-19	.636/.737	31/30 +1	18/17	10/13	2/2	6/2	16/20
UMKC	48/37	43/50	91-87	+4	28-58/31-72	.483/.431	12-22/15-34	.545/.441	23-30/10-14	.767/.714	39/41 (2)	21/17	10/9	5/6	3/4	15/25
Southern Illinois	39/25	36/44	75-69	+6	22-50/25-63	.440/.397	12-26/11-28	.462/.393	19-30/8-15	.633/.533	34/41 (7)	9/15	11/15	0/6	8/3	20/23
Kansas State	39/53	32/36	71-89	(18)	25-57/35-56	.439/.625	11-25/11-23	.440/.478	10-10/8-16	1.000/.500	19/37 (18)	16/25	9/11	0/4	4/5	16/9
Bradley	29/41	38/34	67-75	(8)	21-55/25-53	.382/.472	9-25/9-18	.360/.500	16-22/16-23	.727/.696	35/36 (1)	11/12	12/10	0/5	3/4	20/20
Saint Louis	23/35	25/43	48-78	(30)	17-53/32-58	.321/.552	5-21/8-20	.238/.400	9-12/6-9	.750/.667	28/37 (9)	10/17	11/9	1/6	3/6	11/13
Belmont	36/47	36/47	72-94	(22)	24-59/36-60	.407/.600	9-23/14-28	.391/.500	15-23/8-10	.652/.800	29/34 (5)	13/21	12/10	0/5	7/4	13/21
Tennessee State	29/27	48/38	77-65	+12	24-53/24-56	.453/.429	12-35/8-22	.343/.364	17-20/9-11	.850/.818	39/27 +12	15/8	14/10	4/2	5/7	15/20
Murray State	34/45	39/44	73-89	(16)	25-55/29-54	.455/.537	8-21/8-17	.381/.471	15-20/23-30	.750/.767	31/31 -	13/12	15/12	0/3	5/9	22/19
Austin Peay	27/36	44/40	71-76	(5)	24-51/28-62	.471/.452	11-24/6-25	.458/.240	12-17/14-20	.706/.700	23/44 (21)	14/13	12/13	2/0	4/4	21/15
Morehead State	37/28	41/47	78-75	+3	26-51/28-58	.510/.483	8-29/7-25	.276/.280	18-25/12-17	.720/.706	30/36 (6)	11/10	13/17	2/0	5/6	19/22
Eastern Kentucky	36/44	50/47	86-91	(5)	30-60/29-64	.500/.453	11-28/12-29	.393/.414	15-21/21-22	.714/.955	37/29 +8	14/15	16/10	1/2	6/5	17/19
SIU Edwardsville	35/28	51/46	86-74	+12	26-55/25-63	.473/.397	11-24/10-33	.458/.303	23-29/14-23	.793/.609	35/38 (3)	16/16	11/10	1/5	7/4	17/21
Eastern Illinois	36/43	50/31	86-74	+12	27-56/27-58	.482/.466	12-26/8-24	.462/.333	20-22/12-18	.909/.667	29/34 (5)	20/16	10/14	0/4	6/3	14/17
Tennessee Tech	33/29	32/47	65-76	(11)	21-49/29-63	.429/.460	10-26/8-25	.385/.320	13-20/10-11	.650/.909	23/43 (20)	11/18	11/15	1/5	8/6	15/15
Jacksonville State	27/39	33/39	60-78	(18)	18-47/28-57	.383/.491	8-25/7-21	.320/.333	16-23/15-19	.696/.789	26/39 (13)	11/19	17/15	1/3	6/8	18/21
Murray State	34/32	41/55	75-87	(12)	28-68/30-58	.412/.517	5-22/11-23	.227/.478	14-19/16-24	.737/.667	38/38 -	5/10	11/15	2/4	8/7	19/21
Austin Peay	49/51	32/45	81-96	(15)	30-54/37-67	.556/.552	8-21/11-19	.381/.579	13-20/11-14	.650/.786	27/34 (7)	13/23	14/10	4/4	3/2	18/21
Morehead State																
UT Martin																
Eastern Illinois																
SIU Edwardsville																
Eastern Kentucky																
UT Martin																

Points in the Paint, Second Chance Points, Points Off Turnovers, Fastbreak Points, Bench Points

Opponent	W/L	POINTS IN THE PAINT		2ND CHANCE POINTS		POINTS OFF TURNOVERS		FAST BREAK POINTS		BENCH POINTS	
		SEMO	OPP.	SEMO	OPP.	SEMO	OPP.	SEMO	OPP.	SEMO	OPP.
Missouri Baptist	W	30	26	5	6	23	9	4	0	25	30
Louisiana Tech	L	42	44	12	12	17	10	2	0	40	28
Evansville	L	16	18	0	0	10	19	6	0	28	11
Cal State Northridge	W	28	22	5	9	10	10	14	9	10	13
Montana State	L	44	28	13	8	17	13	6	7	26	29
North Carolina Central	L	26	36	13	4	16	9	4	2	24	31
Hannibal-LaGrange	W	44	32	12	7	21	11	4	6	32	6
North Carolina Central	W	40	38	10	11	17	14	12	10	22	32
UMKC	W	28	30	13	17	15	17	4	0	43	34
Southern Illinois	W	18	26	6	12	16	13	2	0	14	33
Kansas State	L	22	44	6	8	11	14	3	12	22	17
Bradley	L	16	22	7	6	7	12	2	2	25	29
Saint Louis	L	18	48	8	18	2	20	0	14	15	13
Belmont	L	16	38	16	10	13	15	4	4	14	37
Tennessee State	W	18	24	9	4	13	19	12	0	11	17
Murray State	L	30	40	11	6	15	23	4	8	23	9
Austin Peay	L	22	38	5	24	19	16	2	4	13	13
Morehead State	W	36	34	11	8	25	21	2	6	17	21
Eastern Kentucky	L	38	30	3	9	15	18	4	4	31	31
SIU Edwardsville	W	30	22	9	17	9	17	5	0	23	19
Eastern Illinois	W	26	30	10	6	21	13	12	5	29	0
Tennessee Tech	L	22	36	8	12	19	11	10	7	18	22
Jacksonville State	L	16	24	7	15	0	2	0	2	14	29
Murray State	L	34	36	14	14	8	18	2	2	2	16
Austin Peay	L	38	44	6	12	14	19	2	4	26	26
Morehead State											
UT Martin											
Eastern Illinois											
SIU Edwardsville											
Eastern Kentucky											
UT Martin											

Southeast Missouri State REDHAWKS

2017-18 STATISTICS

Game-by-Game Leaders

Opponent	W/L	Score	Points	Rebounds	Assists	Blocks	Steals
Missouri Baptist	W	81-69	Mahoney - 21	Laros - 9	Dalton - 7	Laros, Mahoney - 1	Brewer - 2
Louisiana Tech	L	95-96 ^{OT}	Mahoney - 25	Mahoney - 7	Dalton - 7	Simmons, Laros, Carpenter, Brewer - 1	Dalton - 2
Evansville	L	50-66	Vranes - 16	Vranes - 10	Dalton - 5	Brewer - 2	Dalton - 3
Cal State Northridge	W	74-59	Brewer - 20	Laros - 9	Dalton - 5	Laros, Brewer, Mahoney, Carpenter - 1	Simmons - 3
Montana State	L	82-88	Mahoney - 27	Carpenter - 8	Dalton - 6	Laros - 1	Dalton, Simmons, Vranes, Carpenter, Brewer - 1
North Carolina Central	L	70-77	Mahoney, Simmons - 15	Carpenter - 11	Dalton - 5	-	Simmons, Dalton - 2
Hannibal-LaGrange	W	83-59	Mahoney - 27	Gable - 10	Mahoney, Lewis, Simmons - 3	Vranes, Carpenter, Laros - 1	Dalton, Lewis - 2
North Carolina Central	W	86-77	Carpenter - 20	Carpenter - 6	Dalton - 5	Vranes - 2	Mahoney - 2
UMKC	W	91-87	Simmons - 18	Carpenter - 11	Dalton - 10	Carpenter - 3	Dalton - 2
Southern Illinois	W	75-69	Mahoney - 18	Vranes, Simmons - 6	Dalton - 4	-	Duffus - 3
Kansas State	L	71-89	Mahoney - 23	Vranes - 6	Dalton, Simmons - 4	-	Carpenter, Dalton, Brewer, Lewis - 1
Bradley	L	67-75	Mahoney - 17	Brewer - 7	Dalton - 3	-	Vranes, Dalton, Brewer - 1
Saint Louis	L	48-78	Mahoney - 12	Carpenter - 7	Dalton - 4	Carpenter - 1	Brewer - 2
Belmont	L	72-94	Brewer - 21	Mahoney - 8	Dalton - 6	-	Mahoney, Dalton - 2
Tennessee State	W	77-65	Mahoney - 22	Mahoney - 11	Dalton, Lewis - 4	Brewer - 3	Mahoney - 2
Murray State	L	73-89	Brewer - 19	Vranes - 10	Dalton - 4	-	Dalton, Simmons - 2
Austin Peay	L	71-76	Mahoney - 24	Vranes - 5	Dalton - 9	Brewer, Mahoney - 1	Brewer - 2
Morehead State	W	78-75	Mahoney - 22	Laros - 8	Dalton - 6	Mahoney, Laros - 1	Mahoney, Laros, Dalton, Brewer, Simmons - 1
Eastern Kentucky	L	86-91	Mahoney - 25	Mahoney - 9	Dalton - 5	Laros - 1	Brewer - 2
SIU Edwardsville	W	86-74	Mahoney - 36	Mahoney - 7	Dalton - 7	Carpenter - 1	Simmons - 3
Eastern Illinois	W	86-74	Simmons - 26	Brewer - 7	Dalton - 6	-	Dalton - 2
Tennessee Tech	L	65-76	Mahoney - 19	Carpenter - 5	Dalton - 6	Brewer - 1	Mahoney - 4
Jacksonville State	L	60-78	Mahoney - 17	Simmons, Brewer - 4	Lewis - 4	Brewer - 1	Dalton - 3
Murray State	L	75-87	Mahoney - 30	Mahoney	Dalton, Simmons - 2	Carpenter - 2	Mahoney - 3
Austin Peay	L	81-96	Mahoney - 20	Simmons - 7	Dalton - 6	Laros - 2	Brewer - 2
Morehead State							
UT Martin							
Eastern Illinois							
SIU Edwardsville							
Eastern Kentucky							
UT Martin							

Game-by-Game Starters

Opponent	W/L	Score	Guard	Guard	Guard	Forward	Center/Guard	First Man Off the Bench
Missouri Baptist	W	81-69	Dalton	Simmons	Kowalski	Mahoney	Laros, C	Brewer, 14 pts., 5 reb., 3 assists, 2 steals, 26 min.
Louisiana Tech	L	95-96 ^{OT}	Dalton	Simmons	Kowalski	Mahoney	Laros, C	Brewer, 20 pts., 6 reb., 1 assist, 1 block, 1 steal, 31 min.
Evansville	L	50-66	Dalton	Simmons	Kowalski	Mahoney	Laros, C	Carpenter, 2 pts., 1 reb., 1 block, 14 min.
Cal State Northridge	W	74-59	Brewer	Simmons	Kowalski	Mahoney	Laros, C	Carpenter, 9 pts., 5 reb., 13 min.
Montana State	L	82-88	Dalton	Simmons	Kowalski	Mahoney	Laros, C	Brewer, 9 pts., 2 reb., 25 min.
North Carolina Central	L	70-77	Dalton	Brewer	Mahoney	Vranes	Carpenter, C	Simmons, 15 pts., 4 reb., 26 min.
Hannibal-LaGrange	W	83-59	Dalton	Brewer	Mahoney	Vranes	Carpenter, C	Gable, 8 pts., 10 reb., 19 min.
North Carolina Central	W	86-77	Dalton	Brewer	Mahoney	Vranes	Carpenter, C	Simmons, 10 pts., 3 reb.
UMKC	W	91-87	Dalton	Brewer	Mahoney	Vranes	Carpenter, C	Simmons, 18 pts., 3 reb., 3 assists, 21 min.
Southern Illinois	W	75-69	Dalton	Brewer	Mahoney	Vranes	Simmons, G	Gable, 6 pts., 1 reb., 20 min.
Kansas State	L	71-89	Dalton	Brewer	Mahoney	Vranes	Carpenter, C	Simmons, 17 pts., 4 assists, 33 min.
Bradley	L	67-75	Dalton	Brewer	Mahoney	Vranes	Carpenter, C	Gable, 9 pts., 1 reb., 1 assist, 17 min.
Saint Louis	L	48-78	Dalton	Brewer	Mahoney	Vranes	Carpenter, C	Gable, 3 pts., 17 min.
Belmont	L	72-94	Dalton	Brewer	Simmons	Mahoney	Carpenter, C	Kowalski, 2 pts., 9 min.
Tennessee State	W	77-65	Dalton	Brewer	Mahoney	Vranes	Carpenter, C	Simmons, 6 pts., 1 reb., 12 min.
Murray State	L	73-89	Dalton	Brewer	Mahoney	Vranes	Carpenter, C	Simmons, 8 pts., 3 reb., 18 min.
Austin Peay	L	71-76	Dalton	Brewer	Mahoney	Vranes	Carpenter, C	Simmons, 11 pts., 2 reb., 22 min.
Morehead State	W	78-75	Dalton	Brewer	Lewis	Mahoney	Laros, C	Simmons, 15 pts., 3 reb., 29 min.
Eastern Kentucky	L	86-91	Dalton	Brewer	Lewis	Mahoney	Laros, C	Simmons, 22 pts., 3 reb., 1 assist, 1 steal, 28 min.
SIU Edwardsville	W	86-74	Dalton	Brewer	Mahoney	Vranes	Carpenter, C	Simmons, 7 pts., 3 reb., 3 steals, 24 min.
Eastern Illinois	W	86-74	Dalton	Brewer	Mahoney	Vranes	Carpenter, C	Simmons, 26 pts., 5 reb., 5 assists, 27 min.
Tennessee Tech	L	65-76	Dalton	Brewer	Mahoney	Vranes	Carpenter, C	Simmons, 13 pts., 23 min.
Jacksonville State	L	60-78	Dalton	Brewer	Mahoney	Vranes	Carpenter, C	Simmons, 9 pts., 4 reb., 24 min.
Murray State	L	75-87	Dalton	Brewer	Simmons	Mahoney	Carpenter, C	Laros, 2 pts., 3 reb., 19 min.
Austin Peay	L	81-96	Dalton	Brewer	Simmons	Mahoney	Carpenter, C	Laros, 10 pts., 3 reb., 2 blocks, 20 min.
Morehead State								
UT Martin								
Eastern Illinois								
SIU Edwardsville								
Eastern Kentucky								
UT Martin								

Starting Lineup Combinations

Record	Guard	Guard	Guard	Forward/Guard	Center
1-3	Dalton	Simmons	Kowalski	Mahoney, F	Laros
1-0	Brewer	Simmons	Kowalski	Mahoney, F	Laros
6-8	Dalton	Brewer	Mahoney	Vranes, F	Carpenter
1-0	Dalton	Brewer	Mahoney	Simmons, G	Vranes
0-3	Dalton	Brewer	Simmons	Mahoney, F	Carpenter
1-1	Dalton	Brewer	Lewis	Mahoney, F	Laros

Southeast Missouri State REDHAWKS

2017-18 TEAM GAME-BY-GAME STATISTICS

	Score	FG-A	Pct.	3FG-A	Pct.	FT-A	Pct.	OFF	DEF	Total	E	A	TO	B	S
Southeast Missouri	W, 81-69	27-54	.500	8-20	.400	19-21	.905	8	21	29	18	17	13	2	7
Missouri Baptist		24-48	.500	8-23	.348	13-23	.565	11	19	30	16	10	18	4	3
Southeast Missouri	L, 95-96 ^{OT}	36-75	.480	9-25	.360	14-19	.737	13	24	37	20	20	9	4	6
Louisiana Tech		31-60	.517	6-21	.286	28-34	.824	7	30	37	17	16	9	8	1
Southeast Missouri	L, 50-66	19-48	.396	8-25	.320	4-8	.500	5	26	31	24	9	18	5	5
Evansville		18-45	.400	8-18	.444	22-27	.815	4	24	28	14	12	10	2	5
Southeast Missouri	W, 74-59	28-61	.459	10-24	.417	8-11	.727	9	30	39	16	17	10	4	7
Cal State Northridge		21-62	.339	5-19	.263	12-17	.706	12	24	36	11	9	9	3	5
Southeast Missouri	L, 82-88	29-51	.569	4-15	.267	20-26	.769	8	23	31	26	11	15	1	5
Montana State		27-54	.500	8-20	.400	26-34	.765	9	17	26	24	12	11	2	6
Southeast Missouri	L, 70-77	22-63	.349	5-20	.250	21-27	.778	15	27	42	18	11	12	0	7
North Carolina Central		28-54	.519	7-19	.368	14-22	.636	4	30	34	22	12	12	4	7
Southeast Missouri	W, 83-59	31-63	.492	6-19	.316	15-21	.714	10	27	37	12	14	10	3	10
Hannibal-LaGrange		25-58	.431	4-18	.222	5-12	.417	9	24	33	19	13	18	6	5
Southeast Missouri	W, 86-77	31-55	.564	10-16	.625	14-22	.636	8	23	31	16	18	10	2	6
North Carolina Central		29-57	.509	5-15	.333	14-19	.737	8	22	30	20	17	13	2	2
Southeast Missouri	W, 91-87	28-58	.483	12-22	.545	23-30	.767	11	28	39	15	21	10	5	3
UMKC		31-72	.431	15-34	.441	10-14	.714	16	25	41	25	17	9	6	4
Southeast Missouri	W, 75-69	22-50	.440	12-26	.462	19-30	.633	7	27	34	20	9	11	0	8
Southern Illinois		25-63	.397	11-28	.393	8-15	.533	14	27	41	23	15	15	6	3
Southeast Missouri	L, 71-89	25-57	.439	11-25	.440	10-10	1.000	5	14	19	16	16	9	0	4
Kansas State		35-56	.625	11-23	.478	8-16	.500	10	27	37	9	25	11	4	5
Southeast Missouri	L, 67-75	21-55	.382	9-25	.360	16-22	.727	10	25	35	20	11	12	0	3
Bradley		25-53	.472	9-18	.500	16-23	.696	7	29	36	20	12	10	5	4
Southeast Missouri	L, 48-78	17-53	.321	5-21	.238	9-12	.750	11	17	28	11	10	11	1	3
Saint Louis		32-58	.552	8-20	.400	6-9	.667	11	26	37	13	17	9	6	6
Southeast Missouri	L, 72-94	24-59	.407	9-23	.391	15-23	.652	12	17	29	13	13	12	0	7
Belmont		36-60	.600	14-28	.500	8-10	.800	7	27	34	21	21	10	5	4
Southeast Missouri	W, 77-65	24-53	.453	12-35	.343	17-20	.850	10	29	39	15	15	14	4	5
Tennessee State		24-56	.429	8-22	.364	9-11	.818	5	22	27	20	8	10	2	7
Southeast Missouri	L, 73-89	25-55	.455	8-21	.381	15-20	.750	10	21	31	22	13	15	0	5
Murray State		29-54	.537	8-17	.471	23-30	.767	8	23	31	19	12	12	3	9
Southeast Missouri	L, 71-76	24-51	.471	11-24	.458	12-17	.706	7	16	23	21	14	12	2	4
Austin Peay		28-62	.452	6-25	.240	14-20	.700	22	22	44	15	13	13	0	4
Southeast Missouri	W, 78-75	26-51	.510	8-29	.276	18-25	.720	8	22	30	19	11	13	2	5
Morehead State		28-58	.483	7-25	.280	12-17	.706	12	24	36	22	10	17	0	6
Southeast Missouri	L, 86-91	30-60	.500	11-28	.393	15-21	.714	9	28	37	17	14	16	1	6
Eastern Kentucky		29-64	.453	12-29	.414	21-22	.955	7	22	29	19	15	10	2	5
Southeast Missouri	W, 86-74	26-55	.473	11-24	.458	23-29	.793	10	25	35	17	16	11	1	7
SIU Edwardsville		25-63	.397	10-33	.303	14-23	.609	14	24	38	21	16	10	5	4
Southeast Missouri	W, 86-74	27-56	.482	12-26	.462	20-22	.909	7	22	29	14	20	10	0	6
Eastern Illinois		27-58	.466	8-24	.333	12-18	.667	11	23	34	17	16	14	4	3
Southeast Missouri	L, 65-76	21-49	.429	10-26	.385	13-20	.650	4	19	23	15	11	11	1	8
Tennessee Tech		29-63	.460	8-25	.320	10-11	.909	16	27	43	15	18	15	5	6
Southeast Missouri	L, 60-78	18-47	.383	8-25	.320	16-23	.696	7	19	26	18	11	17	1	6
Jacksonville State		28-57	.491	7-21	.333	15-19	.789	14	25	39	21	19	15	3	8
Southeast Missouri	L, 75-87	28-68	.412	5-22	.227	14-19	.737	15	23	38	19	5	11	2	8
Murray State		30-58	.517	11-23	.478	16-24	.667	9	29	38	21	10	15	4	7
Southeast Missouri	L, 81-96	30-54	.556	8-21	.381	13-20	.650	6	21	27	18	13	14	4	3
Austin Peay		37-67	.552	11-19	.579	11-14	.786	11	23	34	21	23	10	4	2
Southeast Missouri															
Morehead State															
Southeast Missouri															
UT Martin															
Southeast Missouri															
Eastern Illinois															
Southeast Missouri															
SIU Edwardsville															
Southeast Missouri															
Eastern Kentucky															
Southeast Missouri															
UT Martin															

Southeast Missouri State REDHAWKS

MISCELLANEOUS STATISTICS

GAME-BY-GAME LEADERS SUMMARY (# OF GAMES)

Points

Denzel Mahoney.....	18
Ledarius Brewer.....	3
Daniel Simmons.....	3
Milos Vranes.....	1
Justin Carpenter.....	1

Rebounds

Justin Carpenter.....	6
Denzel Mahoney.....	6
Milos Vranes.....	5
Mark Laros.....	3
Ledarius Brewer.....	3
Daniel Simmons.....	3
Isaiah Gable.....	1

Assists

Jonathan Dalton.....	23
Donnie Lewis.....	3
Daniel Simmons.....	3
Denzel Mahoney.....	1

Blocks

Mark Laros.....	8
Justin Carpenter.....	7
Ledarius Brewer.....	6
Denzel Mahoney.....	5
Milos Vranes.....	2

Steals

Jonathan Dalton.....	13
Ledarius Brewer.....	9
Daniel Simmons.....	6
Denzel Mahoney.....	5
Justin Carpenter.....	2
Donnie Lewis.....	2
Milos Vranes.....	2
Dondre Duffus.....	1
Mark Laros.....	1

Dunks (# for 2017-18 Season)

Ledarius Brewer.....	9
Mark Laros.....	3
Justin Carpenter.....	3

Games Played/Started

	2017-18	Career
Denzel Mahoney	25/25	58/58
Daniel Simmons	25/9	57/9
Milos Vranes	24/15	55/15
Jonathan Dalton	25/24	55/25
Ledarius Brewer	25/21	25/21
Donnie Lewis	25/1	25/1
Justin Carpenter	24/17	24/17
Ray Kowalski	22/5	22/5
Mark Laros	21/7	21/7
Isaiah Gable	13/0	13/0
Dondre Duffus	3/0	8/3

CAREER LEDGER

Double-Digit Point Games

	2017-18	Career
Denzel Mahoney.....	23	50
Daniel Simmons.....	16	21
Ledarius Brewer.....	16	16
Milos Vranes.....	5	12
Justin Carpenter.....	9	9
Jonathan Dalton.....	5	5
Ray Kowalski.....	5	5
Dondre Duffus.....	-	2
Mark Laros.....	2	2

Double-Digit Rebound Games

	2017-18	Career
Justin Carpenter.....	2	2
Milos Vranes.....	2	2
Isaiah Gable.....	1	1
Denzel Mahoney.....	1	1

20+ Point Games

	2017-18	Career
Denzel Mahoney.....	12	22
Ledarius Brewer.....	2	2
Justin Carpenter.....	2	2
Daniel Simmons.....	2	2

8+ Rebound Games

	2017-18	Career
Denzel Mahoney.....	4	5
Justin Carpenter.....	3	3
Mark Laros.....	3	3
Milos Vranes.....	2	2
Isaiah Gable.....	1	1

5+ Assist Games

	2017-18	Career
Jonathan Dalton.....	15	15
Daniel Simmons.....	1	2
Denzel Mahoney.....	-	1

3+ Steal Games

	2017-18	Career
Daniel Simmons.....	2	3
Jonathan Dalton.....	3	3
Denzel Mahoney.....	2	3
Dondre Duffus.....	-	2
Milos Vranes.....	-	2

Double-Doubles

	2017-18	Career
Justin Carpenter.....	2	2
Milos Vranes.....	2	2
Denzel Mahoney.....	1	1

SOUTHEAST MISSOURI'S 2017-18 RECORD:

At Home.....	5-6
On the Road.....	4-8
At Neutral Sites.....	1-1
In Ohio Valley Conference Games.....	4-8
In November.....	4-4
In December.....	3-4
In January.....	3-5
In February.....	0-2
In March.....	0-0
Leading at the Half.....	8-1
Trailing at the Half.....	1-13
Tied at the Half.....	1-1
In Overtime Games.....	0-1
The Redhawks Score First.....	2-4
In 1-4 Point Games.....	2-1
In 5-9 Point Games.....	2-5
In 10-14 Point Games.....	4-2
In 15+ Point Games.....	2-7
Leading with Five Minutes Left in Regulation.....	10-0
Trailing with Five Minutes Left in Regulation.....	0-15
Tied with Five Minutes Left in Regulation.....	0-0
Scoring Less than 50 Points.....	0-1
Scoring 50-59 Points.....	0-1
Scoring 60-69 Points.....	0-3
Scoring 70-79 Points.....	4-6
Scoring 80-89 Points.....	5-3
Scoring 90-99 Points.....	1-1
Scoring 100 or more Points.....	0-0
Giving up Less Than 50 Points.....	0-0
Giving up 50-59 Points.....	3-0
Giving up 60-69 Points.....	2-1
Giving up 70-79 Points.....	4-6
Giving up 80-89 Points.....	1-4
Giving up 90-99 Points.....	0-4
Giving up 100 or more Points.....	0-0
Shooting 50% or Better from the Field.....	3-3
Shooting Less Than 50% from the Field.....	7-12
Opponent Shoots 50% or Better from the Field.....	3-9
Opponent Shoots Less Than 50% from the Field.....	7-6
Outshooting Opponent.....	8-4
Outshot by Opponent.....	1-11
Field Goal Percentage is Tied.....	1-0
Shooting 50% or Better from 3-Point Range.....	2-0
Shooting Less Than 50% from 3-Point Range.....	8-15
Opponent Shoots 50% or Better from 3-Point Range.....	0-4
Opponent Shoots Less Than 50% from 3-Point Range.....	10-11
Shooting 50% or Better from the Free Throw Line.....	10-15
Shooting Less Than 50% from the Free Throw Line.....	0-0
Opponent Shoots 50% or Better from the Free Throw Line.....	9-15
Opponent Shoots Less Than 50% from the Free Throw Line.....	1-0
Shooting More Free Throws Than Opponent.....	9-6
Shooting Less Free Throws Than Opponent.....	1-9
Free Throws are Tied.....	0-0
Southeast's Starters Outscore Opponent's Starters.....	7-2
Opponent's Starters Outscore Southeast's Starters.....	3-13
Starter Scoring is Tied.....	0-1
Bench Outscores Opponent.....	4-5
Opponent Bench Outscores Southeast.....	6-7
Bench Scoring is Tied.....	0-3
Bench Contributes Double Figures in Points.....	10-14
No Redhawk Players Score Double Figures.....	0-0
Two Redhawk Players Score Double Figures.....	1-1
3+ Redhawk Players Score Double Figures.....	9-13
Outrebounding an Opponent.....	4-4
Opponent Outrebounds Southeast.....	6-8
Rebounds are Tied.....	0-3
Getting 10+ Assists.....	9-12
Getting 10+ Steals.....	1-1
Getting 5+ Blocks.....	1-1
Forcing more Turnovers than Opponent.....	6-4
Committing more Turnovers than Opponent.....	4-9
Turnovers are Tied.....	0-2

Southeast Missouri State REDHAWKS

PLAYER PROFILES



LEDARRIUS BREWER

Guard

6-5 / 200 / Freshman (1)

Meridian, Miss.

Meridian

25

2017-18: Named to the Mayan Division Cancun Challenge All-Tournament Team...Averages 13.1 points per game as Southeast's second-leading scorer...Came off the bench to score 14 points as one of four Redhawks in double figures vs. Missouri Baptist (11/10) and followed that up with 20 points at Louisiana Tech (11/13)...Dropped in 20 points in his first career start vs. Cal State Northridge (11/21)...Leads the team with 52 three-pointers made...Made at least one 3-pointer in all but three games...Drained a season-high six 3-pointers and scored 21 points in his Ohio Valley Conference debut vs. Belmont (12/28)...Knocked down three 3-pointers and scored 19 points at Murray State (1/4)...Ranks 18th in the Ohio Valley Conference in scoring, 14th in free throw percentage (.761), 10th in 3-point field goals made and 24th in minutes played (28.5 mpg)...Started 21 of the last 22 games, including the last 20 in a row...Scored double figures on 18 occasions...Pitched in 10 or more points in 12 of his last 14 starts...Scored double figures in nine-straight games from Dec. 28-Jan. 25...Ranks 11th in the OVC with 14.8 points per game in league play and scored double figures in all but one of his conference games.

Prep: Averaged 15 points and seven rebounds per game, leading Meridian High School to a 30-2 record and 6A state title as a senior...Notched three 28-point games as the Wildcats' top scorer...Three-year varsity starter who earned all-state, all-district and all-region honors, and was a Mississippi/Alabama All-Star...Selected All-Mississippi Dandy Dozen, Mississippi's most prestigious basketball list.

BREWER'S GAME-BY-GAME STATISTICS

2017-18	FG	3P	FT	O/D	REB	E	PTS	A	TO	B	S	M
Missouri Baptist	4-10	3-6	3-4	0/5	5	2	14	3	1	0	2	26
at Louisiana Tech	7-14	4-8	2-2	2/4	6	3	20	1	2	1	1	31
at Evansville	3-12	2-8	0-2	0/3	3	5	8	1	3	2	0	25
vs. CSUN*	6-15	4-8	4-5	0/2	2	1	20	3	1	1	1	32
vs. Montana State	4-8	1-5	0-0	0/2	2	5	9	0	3	0	1	25
N.C. Central*	3-12	1-4	2-2	1/1	2	4	9	0	2	0	1	28
Hannibal-LaGrange*	6-9	2-3	1-2	0/3	3	1	15	2	2	0	1	26
at N.C. Central*	5-13	1-4	1-3	1/3	4	1	12	3	1	0	1	32
UMKC*	4-11	1-4	0-0	1/0	1	2	9	1	0	1	0	16
at Southern Illinois*	4-8	2-4	3-3	0/3	3	1	13	2	0	0	1	25
at Kansas State*	0-5	0-2	0-0	0/4	4	2	0	2	0	0	1	22
Bradley*	4-9	3-6	2-2	0/7	7	4	13	2	4	0	1	31
at Saint Louis*	4-12	0-2	0-0	1/1	2	1	8	1	2	0	2	23
Belmont*	7-11	6-9	1-2	0/0	0	3	21	1	2	0	0	22
Tennessee State*	7-18	2-12	0-1	0/6	6	1	16	1	0	3	1	30
at Murray State*	7-13	3-8	2-3	1/2	3	2	19	1	0	0	0	33
at Austin Peay*	5-15	4-9	4-6	0/1	1	2	18	1	1	1	2	38
Morehead State*	4-8	2-6	6-7	0/3	3	3	16	1	2	0	1	33
Eastern Kentucky*	4-12	4-10	1-2	0/5	5	1	13	1	3	0	2	34
at SIU Edwardsville*	3-14	1-7	4-5	1/5	6	0	11	0	1	0	1	29
at Eastern Illinois*	3-10	0-3	6-6	1/6	7	3	12	1	1	0	1	32
at Tennessee Tech*	3-11	1-7	6-6	1/1	2	0	13	0	2	1	0	29
at Jacksonville State*	4-8	1-5	0-0	0/4	4	2	9	1	2	1	1	30
Murray State*	7-13	1-6	3-4	1/6	7	5	18	1	2	0	0	32
Austin Peay*	4-7	3-6	0-0	0/3	3	1	11	2	2	1	2	29
at Morehead State												
at UT Martin												
Eastern Illinois												
SIU Edwardsville												
at Eastern Kentucky												
UT Martin												

* - Game Started

2017-18 SEASON/CAREER-HIGHS


Points	21	vs. Belmont (12/28/17)
Total Rebounds	7	3x, last vs. Murray State (2/1/18)
Offensive	2	at Louisiana Tech (11/13/17)
Defensive	7	vs. Bradley (12/20/17)
FG Made	7	5x, last vs. Murray State (2/1/18)
FG Attempted.....	18	vs. Tennessee State (12/31/17)
3-Point FG Made.....	6	vs. Belmont (12/28/17)
3-Point FG Attempted.....	12	vs. Tennessee State (12/31/17)
FT Made.....	6	3x, last at Tennessee Tech (1/25/18)
FT Attempted.....	7	vs. Morehead State (1/11/18)
Assists	3	3x, last at N.C. Central (12/2/17)
Blocks.....	3	vs. Tennessee State (12/31/17)
Steals.....	2	4x, last vs. Austin Peay (2/3/18)
Minutes	38	at Austin Peay (1/6/18)

CAREER STATISTICS AT SOUTHEAST MISSOURI

Overall																					
Season	G-GS	Min	Avg	FG-FGA	Pct	3FG-3FGA	Pct	FT-FTA	Pct	Off	Def	Tot	Avg	PF	FO	A	TO	Blk	Stl	Pts	Avg
2017-18	25-21	713	28.5	112-278	.403	52-152	.342	51-67	.761	11	80	91	3.6	55	3	32	39	12	24	327	13.1
Ohio Valley Conference Games Only																					
Season	G-GS	Min	Avg	FG-FGA	Pct	3FG-3FGA	Pct	FT-FTA	Pct	Off	Def	Tot	Avg	PF	FO	A	TO	Blk	Stl	Pts	Avg
2017-18	12-12	371	30.9	58-140	.414	28-88	.318	33-42	.786	5	42	47	3.9	23	1	11	18	7	11	177	14.8

Southeast Missouri State REDHAWKS

PLAYER PROFILES



JUSTIN CARPENTER

Forward

6-9 / 230 / Freshman (1)

Mt. Carmel, Ill.

Mt. Carmel

20

2017-18: Did not play in the second half vs. Austin Peay (2/3)...Left that game with a concussion...Missed the Southern Illinois (12/9) game due to a concussion...Scored double figures for the first time in his college career when he came off the bench to drop in 17 points and pull down six rebounds in 32 minutes at Louisiana Tech (11/13)...Put up 10 of his points in the first half...Averages 8.1 points and 4.5 rebounds per game...Ranks second on the team in rebounding and is second in field goal percentage (.500)...Missed Southeast's two exhibition games with a knee injury and returned for the Redhawks season-opener vs. Missouri Baptist (11/10)...Ranks 15th in the Ohio Valley Conference in field goal percentage...Turned in a double-double 14 points and 11 rebounds in his first career start vs. N.C. Central (11/26)...Notched 20 points and pulled down six rebounds at N.C. Central (12/2)...Picked up his team-high second double-double with 14 points and 11 boards vs. UMKC (12/6)...Scored double figures in eight games and started 17 contests.

Prep: Honorable mention Class 2A All-State pick as a senior at Mt. Carmel High School...Averaged 18.1 points and 8.3 rebounds per game leading Mt. Carmel to an Illinois Class 2A regional title as a junior...All-Conference selection...Achieved success with the Pocket City non-scholastic basketball program.

CARPENTER'S GAME-BY-GAME STATISTICS

2017-18	FG	3P	FT	O/D	REB	E	PTS	A	TO	B	S	M
Missouri Baptist	2-2	0-0	0-0	0/2	2	1	4	2	1	0	1	10
at Louisiana Tech	7-9	0-1	3-5	2/4	6	3	17	0	0	1	0	32
at Evansville	1-4	0-1	0-0	0/1	1	3	2	0	3	1	0	14
vs. CSUN	4-5	1-1	0-0	2/3	5	3	9	0	1	1	0	9
vs. Montana State	3-6	0-1	3-4	4/4	8	4	9	1	2	0	1	25
N.C. Central*	5-10	1-2	3-5	4/7	11	3	14	1	0	0	1	27
Hannibal-LaGrange*	2-4	0-0	2-2	0/4	4	3	6	0	2	1	1	20
at N.C. Central*	8-8	1-1	3-3	1/5	6	3	20	3	1	0	1	26
UMKC*	5-12	0-1	4-6	5/6	11	0	14	2	1	3	1	25
at Southern Illinois	DNP	-	-	-	-	-	-	-	-	-	-	-
at Kansas State*	6-13	0-3	1-1	3/1	4	0	13	2	1	0	1	27
Bradley*	3-5	0-0	0-2	2/1	3	4	6	0	2	0	0	17
at Saint Louis*	0-5	0-1	4-4	2/5	7	1	4	1	0	1	0	18
Belmont*	2-7	0-1	0-0	2/0	2	2	4	0	0	0	0	19
Tennessee State*	5-8	2-3	2-2	0/2	2	4	14	1	1	1	0	25
at Murray State*	2-6	0-1	1-2	1/3	4	2	5	1	3	0	0	29
at Austin Peay*	1-3	0-0	0-0	1/1	2	3	2	1	2	0	1	15
Morehead State	0-1	0-1	2-2	2/2	4	3	2	0	3	0	0	13
Eastern Kentucky	2-5	0-0	0-1	3/4	7	4	4	0	1	0	1	22
at SIU Edwardsville*	2-6	0-1	1-2	1/2	3	3	5	0	1	1	0	17
at Eastern Illinois*	10-16	1-1	3-4	3/1	4	2	24	1	0	0	1	30
at Tennessee Tech*	1-5	0-2	1-2	1/4	5	3	3	0	0	0	0	19
at Jacksonville State*	4-8	0-0	4-6	2/1	3	3	12	1	2	0	0	23
Murray State*	1-3	0-0	0-2	4/1	5	2	2	0	2	2	0	21
Austin Peay*	0-1	0-0	0-0	0/0	0	1	0	0	0	0	0	5
at Morehead State												
at UT Martin												
Eastern Illinois												
SIU Edwardsville												
at Eastern Kentucky												
UT Martin												

* - Game Started

2017-18 SEASON/CAREER-HIGHS

Points	24	at Eastern Illinois (1/20/18)
Total Rebounds	11	2x, last vs. UMKC (12/6/17)
Offensive	5	vs. UMKC (12/6/17)
Defensive	7	vs. N.C. Central (11/26/17)
FG Made	10	at Eastern Illinois (1/20/18)
FG Attempted	16	at Eastern Illinois (1/20/18)
3-Point FG Made	2	vs. Tennessee State (12/31/17)
3-Point FG Attempted	3	2x, last vs. Tennessee State (12/31/17)
FT Made	4	3x, last at Jacksonville State (1/27/18)
FT Attempted	6	2x, last at Jacksonville State (1/27/18)
Assists	3	at N.C. Central (12/2/17)
Blocks	3	vs. UMKC (12/6/17)
Steals	1	10x, last at Eastern Illinois (1/20/18)
Minutes	32	at Louisiana Tech (11/13/17)

CAREER STATISTICS AT SOUTHEAST MISSOURI

Overall																					
Season	G-GS	Min	Avg	FG-FGA	Pct	3FG-3FGA	Pct	FT-FTA	Pct	Off	Def	Tot	Avg	PF	FO	A	TO	Blk	Stl	Pts	Avg
2017-18	24-17	492	20.5	76-152	.500	6-22	.273	37-55	.673	45	64	109	4.5	60	0	17	29	12	10	195	8.1
Ohio Valley Conference Games Only																					
Season	G-GS	Min	Avg	FG-FGA	Pct	3FG-3FGA	Pct	FT-FTA	Pct	Off	Def	Tot	Avg	PF	FO	A	TO	Blk	Stl	Pts	Avg
2017-18	12-10	238	19.8	30-69	.435	3-10	.300	14-23	.609	20	21	41	3.4	32	0	5	15	4	3	77	6.4

Southeast Missouri State REDHAWKS

PLAYER PROFILES



KHALIL CUFFEE

Guard
6-4 / 210 / Freshman (1)
Fairburn, Ga.
Langston Hughes

10

Outstanding shooter who also possesses the ability to shot fake and go make plays...Similar to Denzel Mahoney in that he comes into the Southeast program with a college ready body...Will redshirt the 2017-18 campaign.

Prep: Boasted a 14.2 points per game average as a senior at Langston Hughes High School...Averaged double figures in the scoring column each of his final three varsity seasons...Scored a career-best 18.5 points a game as a sophomore...Finished his prep career with 1,372 points, 195 three-pointers made, 261 rebounds, 136 assists, 72 steals and nine blocks... Played a total of 95 career games and shot 45 percent (470-of-1048) from the field...Left Langston Hughes as the school's all-time leading scorer... Played with the Georgia Stars AAU program.

CUFFEE'S GAME-BY-GAME STATISTICS

2017-18	FG	3P	FT	O/D	REB	E	PTS	A	TO	B	S	M
Missouri Baptist	DNP	-	-	-	-	-	-	-	-	-	-	-
at Louisiana Tech	DNP	-	-	-	-	-	-	-	-	-	-	-
at Evansville	DNP	-	-	-	-	-	-	-	-	-	-	-
vs. CSUN	DNP	-	-	-	-	-	-	-	-	-	-	-
vs. Montana State	DNP	-	-	-	-	-	-	-	-	-	-	-
N.C. Central	DNP	-	-	-	-	-	-	-	-	-	-	-
Hannibal-LaGrange	DNP	-	-	-	-	-	-	-	-	-	-	-
at N.C. Central	DNP	-	-	-	-	-	-	-	-	-	-	-
UMKC	DNP	-	-	-	-	-	-	-	-	-	-	-
at Southern Illinois	DNP	-	-	-	-	-	-	-	-	-	-	-
at Kansas State	DNP	-	-	-	-	-	-	-	-	-	-	-
Bradley	DNP	-	-	-	-	-	-	-	-	-	-	-
at Saint Louis	DNP	-	-	-	-	-	-	-	-	-	-	-
Belmont	DNP	-	-	-	-	-	-	-	-	-	-	-
Tennessee State	DNP	-	-	-	-	-	-	-	-	-	-	-
at Murray State	DNP	-	-	-	-	-	-	-	-	-	-	-
at Austin Peay	DNP	-	-	-	-	-	-	-	-	-	-	-
Morehead State	DNP	-	-	-	-	-	-	-	-	-	-	-
Eastern Kentucky	DNP	-	-	-	-	-	-	-	-	-	-	-
at SIU Edwardsville	DNP	-	-	-	-	-	-	-	-	-	-	-
at Eastern Illinois	DNP	-	-	-	-	-	-	-	-	-	-	-
at Tennessee Tech	DNP	-	-	-	-	-	-	-	-	-	-	-
at Jacksonville State	DNP	-	-	-	-	-	-	-	-	-	-	-
Murray State	DNP	-	-	-	-	-	-	-	-	-	-	-
Austin Peay	DNP	-	-	-	-	-	-	-	-	-	-	-
at Morehead State												
at UT Martin												
Eastern Illinois												
SIU Edwardsville												
at Eastern Kentucky												
UT Martin												

* - Game Started

2017-18 SEASON/CAREER-HIGHS


Points	-
Total Rebounds	-
Offensive	-
Defensive	-
FG Made	-
FG Attempted.....	-
3-Point FG Made.....	-
3-Point FG Attempted.....	-
FT Made.....	-
FT Attempted.....	-
Assists	-
Blocks.....	-
Steals.....	-
Minutes	-

CAREER STATISTICS AT SOUTHEAST MISSOURI

Season	Overall																	
	G-GS	Min	Avg	FG-FGA	Pct	3FG-3FGA	Pct	FT-FTA	Pct	Off	Def	Tot	Avg	PF	FO	A	TO	Blk
2017-18																		
Ohio Valley Conference Games Only																		
Season	G-GS	Min	Avg	FG-FGA	Pct	3FG-3FGA	Pct	FT-FTA	Pct	Off	Def	Tot	Avg	PF	FO	A	TO	Blk
2017-18																		

Southeast Missouri State REDHAWKS

PLAYER PROFILES



JONATHAN DALTON

Guard

5-10 / 155 / Junior (3)

New Orleans, La. / West Jefferson

Copiah-Lincoln CC

5

2017-18: Scored double figures in six games with a career-high 13 points vs. Eastern Kentucky (1/13)...Dished out a career-high 10 assists vs. UMKC (12/6)...Did not have a turnover in four of his starts...Averages 5.4 points and 2.1 rebounds a game...Leads the team and ranks third in the Ohio Valley Conference with 5.2 assists per game...Ranks third in the OVC with 130 total assists...Stands third in the OVC in assist/turnover ratio (2.4), 11th in steals (1.2 spg) and 13th in minutes played (31.6)...Had five or more assists in 15 games...Made a go-ahead 3-pointer with 5:36 left to play at Austin Peay (1/6)...Pitched in 10 points in a career-high 39 minutes vs. Morehead State (1/11)...Finished with a career-best 13 points vs. Eastern Kentucky (1/13)...Is one of three players in the OVC with over 100 assists.

DALTON'S GAME-BY-GAME STATISTICS

2017-18	FG	3P	FT	O/D	REB	E	PTS	A	TO	B	S	M
Missouri Baptist*	3-3	2-2	3-4	1/1	2	3	11	7	0	0	0	32
at Louisiana Tech*	1-2	0-0	0-0	0/1	1	1	2	7	4	0	2	35
at Evansville*	2-4	0-2	0-0	2/1	3	2	4	5	3	0	3	30
vs. CSUN	0-0	0-0	0-0	0/0	0	2	0	5	0	0	0	19
vs. Montana State*	3-4	1-1	5-6	0/2	2	3	12	6	5	0	1	35
N.C. Central*	1-3	0-1	3-4	0/3	3	4	5	5	1	0	2	29
Hannibal-LaGrange*	0-1	0-1	0-0	1/2	3	1	0	2	0	0	2	24
at N.C. Central*	1-2	0-1	1-2	2/1	3	2	3	5	3	0	1	33
UMKC*	0-2	0-0	3-4	1/1	2	2	3	10	2	0	2	34
at Southern Illinois*	0-1	0-1	4-6	0/0	0	1	4	4	0	0	0	34
at Kansas State*	2-4	1-2	0-0	0/2	2	1	5	4	3	0	1	29
Bradley*	1-3	0-1	0-0	2/2	4	2	2	3	1	0	1	37
at Saint Louis*	1-1	0-0	0-0	0/3	3	0	2	4	2	0	1	29
Belmont*	1-4	0-0	1-3	0/2	2	0	3	6	1	0	2	31
Tennessee State*	0-2	0-1	2-2	2/1	3	2	2	4	3	0	0	29
at Murray State*	1-3	0-0	0-0	0/0	0	5	2	4	2	0	2	27
at Austin Peay*	3-4	1-1	0-0	2/1	3	1	7	9	3	0	0	33
Morehead State*	4-9	1-6	1-2	0/2	2	1	10	6	3	0	1	39
Eastern Kentucky*	5-8	2-4	1-2	1/2	3	1	13	5	3	0	0	39
at SIU Edwardsville*	2-4	2-2	2-3	1/2	3	3	8	7	1	0	2	32
at Eastern Illinois*	2-8	2-6	4-4	0/2	2	2	10	6	1	0	2	37
at Tennessee Tech*	3-3	1-1	0-2	0/2	2	2	7	6	4	0	0	33
at Jacksonville State*	0-1	0-1	5-7	1/0	1	0	5	2	4	0	3	32
Murray State*	4-6	1-2	1-2	1/2	3	3	10	2	2	0	2	26
Austin Peay*	1-2	0-1	4-6	0/0	0	1	6	6	1	0	0	31
at Morehead State												
at UT Martin												
Eastern Illinois												
SIU Edwardsville												
at Eastern Kentucky												
UT Martin												

* - Game Started

2017-18 SEASON-HIGHS

Points.....	13	vs. Eastern Kentucky (1/13/18)
Total Rebounds.....	4	vs. Bradley (12/20/17)
Offensive.....	2	5x, last at Austin Peay (1/6/18)
Defensive.....	3	2x, last at Saint Louis (12/22/17)
FG Made.....	5	vs. Eastern Kentucky (1/13/18)
FG Attempted.....	9	vs. Morehead State (1/11/18)
3-Point FG Made.....	2	4x, last at Eastern Illinois (1/20/18)
3-Point FG Attempted.....	6	2x, last at Eastern Illinois (1/20/18)
FT Made.....	5	2x, last at Jacksonville State (1/27/18)
FT Attempted.....	7	at Jacksonville State (1/27/18)
Assists.....	10	vs. UMKC (12/6/17)
Blocks.....	-	-
Steals.....	3	2x, last at Jacksonville State (1/27/18)
Minutes.....	39	2x, last vs. Eastern Kentucky (1/13/18)

CAREER-HIGHS


Points.....	13	vs. Eastern Kentucky (1/13/18)
Total Rebounds.....	4	2x, last vs. Bradley (12/20/17)
Offensive.....	2	6x, last at Austin Peay (1/6/18)
Defensive.....	3	2x, last at Saint Louis (12/22/17)
FG Made.....	5	vs. Eastern Kentucky (1/13/18)
FG Attempted.....	10	at Bradley (11/18/16)
3-Point FG Made.....	2	4x, last at Eastern Illinois (1/20/18)
3-Point FG Attempted.....	6	2x, last at Eastern Illinois (1/20/18)
FT Made.....	5	2x, last at Jacksonville State (1/27/18)
FT Attempted.....	7	at Jacksonville State (1/27/18)
Assists.....	10	vs. UMKC (12/6/17)
Blocks.....	-	-
Steals.....	3	2x, last at Jacksonville State (1/27/18)
Minutes.....	39	2x, last vs. Eastern Kentucky (1/13/18)

CAREER STATISTICS AT SOUTHEAST MISSOURI

Overall																					
Season	G-GS	Min	Avg	FG-FGA	Pct	3FG-3FGA	Pct	FT-FTA	Pct	Off	Def	Tot	Avg	PF	FO	A	TO	Blk	Stl	Pts	Avg
2016-17	30-1	388	12.9	20-60	.333	5-21	.238	9-14	.643	6	19	25	0.8	34	0	41	32	0	11	54	1.8
2017-18	25-24	789	31.6	41-84	.488	14-37	.378	40-59	.678	17	35	52	2.1	45	1	130	52	0	30	136	5.4
Total	55-25	1177	21.4	61-144	.424	19-58	.328	49-73	.671	23	54	77	1.4	79	1	171	84	0	41	190	3.5
Ohio Valley Conference Games Only																					
Season	G-GS	Min	Avg	FG-FGA	Pct	3FG-3FGA	Pct	FT-FTA	Pct	Off	Def	Tot	Avg	PF	FO	A	TO	Blk	Stl	Pts	Avg
2016-17	16-1	201	12.6	10-21	.476	4-9	.444	4-6	.667	1	9	10	0.6	17	0	20	18	0	6	28	1.8
2017-18	12-12	389	32.4	26-54	.481	10-25	.400	21-33	.636	8	16	24	2.0	21	1	63	28	0	14	83	6.9
Total	28-13	590	21.1	36-75	.480	14-34	.412	25-39	.641	9	25	34	1.2	38	1	83	46	0	20	111	4.0

Southeast Missouri State REDHAWKS

PLAYER PROFILES



DONDRE DUFFUS

Guard
6-3 / 183 / Junior (4)
Palm Beach, Fla. / Boyd Anderson
St. Petersburg College

1

2017-18: Missed the first three weeks of the season due to a medical procedure he underwent on Nov. 7...Was cleared to play on Nov. 27...Scored six points in 10 minutes during his first action of the season vs. UMKC (12/6)...It was the first game he played since Nov. 22, 2016...Came off the bench to score eight points, grab five rebounds and get three steals in 17 minutes at Southern Illinois (12/9)...Averages 5.7 points and 1.7 rebounds per game in three appearances off the bench...Is currently out with a blood clot.

DUFFUS' GAME-BY-GAME STATISTICS

2017-18	FG	3P	FT	O/D	REB	E	PTS	A	TO	B	S	M
Missouri Baptist	DNP	-	-	-	-	-	-	-	-	-	-	-
at Louisiana Tech	DNP	-	-	-	-	-	-	-	-	-	-	-
at Evansville	DNP	-	-	-	-	-	-	-	-	-	-	-
vs. CSUN	DNP	-	-	-	-	-	-	-	-	-	-	-
vs. Montana State	DNP	-	-	-	-	-	-	-	-	-	-	-
N.C. Central	DNP	-	-	-	-	-	-	-	-	-	-	-
Hannibal-LaGrange	DNP	-	-	-	-	-	-	-	-	-	-	-
at N.C. Central	DNP	-	-	-	-	-	-	-	-	-	-	-
UMKC	2-5	0-1	2-2	0/0	0	1	6	2	0	0	0	10
at Southern Illinois	2-2	1-1	3-4	0/5	5	4	8	0	4	0	3	17
at Kansas State	1-3	1-1	0-0	0/0	0	4	3	1	2	0	0	16
Bradley	DNP	-	-	-	-	-	-	-	-	-	-	-
at Saint Louis	DNP	-	-	-	-	-	-	-	-	-	-	-
Belmont	DNP	-	-	-	-	-	-	-	-	-	-	-
Tennessee State	DNP	-	-	-	-	-	-	-	-	-	-	-
at Murray State	DNP	-	-	-	-	-	-	-	-	-	-	-
at Austin Peay	DNP	-	-	-	-	-	-	-	-	-	-	-
Morehead State	DNP	-	-	-	-	-	-	-	-	-	-	-
Eastern Kentucky	DNP	-	-	-	-	-	-	-	-	-	-	-
at SIU Edwardsville	DNP	-	-	-	-	-	-	-	-	-	-	-
at Eastern Illinois	DNP	-	-	-	-	-	-	-	-	-	-	-
at Tennessee Tech	DNP	-	-	-	-	-	-	-	-	-	-	-
at Jacksonville State	DNP	-	-	-	-	-	-	-	-	-	-	-
Murray State	DNP	-	-	-	-	-	-	-	-	-	-	-
Austin Peay	DNP	-	-	-	-	-	-	-	-	-	-	-
at Morehead State												
at UT Martin												
Eastern Illinois												
SIU Edwardsville												
at Eastern Kentucky												
UT Martin												

* - Game Started

2017-18 SEASON-HIGHS

Points	8	at Southern Illinois (12/9/17)
Total Rebounds	5	at Southern Illinois (12/9/17)
Offensive	-	-
Defensive	5	at Southern Illinois (12/9/17)
FG Made	2	2x, last at Southern Illinois (12/9/17)
FG Attempted	5	vs. UMKC (12/6/17)
3-Point FG Made	1	2x, last at Kansas State (12/16/17)
3-Point FG Attempted	1	3x, last at Kansas State (12/16/17)
FT Made	3	at Southern Illinois (12/9/17)
FT Attempted	4	at Southern Illinois (12/9/17)
Assists	2	vs. UMKC (12/6/17)
Blocks	-	-
Steals	3	at Southern Illinois (12/9/17)
Minutes	17	at Southern Illinois (12/9/17)

CAREER-HIGHS


Points	12	vs. Hannibal-LaGrange (11/13/16)
Total Rebounds	5	at Southern Illinois (12/9/17)
Offensive	1	2x, last at Western Illinois (11/16/16)
Defensive	5	at Southern Illinois (12/9/17)
FG Made	5	2x, last at Bradley (11/18/16)
FG Attempted	7	2x, last at Bradley (11/18/16)
3-Point FG Made	1	2x, last at Kansas State (12/16/17)
3-Point FG Attempted	1	3x, last at Kansas State (12/16/17)
FT Made	4	at Western Illinois (11/16/16)
FT Attempted	6	at Western Illinois (11/16/16)
Assists	3	2x, last vs. Hannibal-LaGrange (11/13/16)
Blocks	1	2x, last vs. Bradley (11/18/16)
Steals	4	vs. Hannibal-LaGrange (11/13/16)
Minutes	22	at Bradley (11/18/16)

CAREER STATISTICS AT SOUTHEAST MISSOURI

Overall																				
Season	G-GS	Min	Avg	FG-FGA	Pct	3FG-3FGA	Pct	FT-FTA	Pct	Off	Def	Tot	Avg	PF	FO	A	TO	Blk	Stl	Pts
2016-17	5-3	103	20.6	13-27	.481	0-1	.000	8-10	.800	2	9	11	2.2	9	0	6	7	2	7	34
2017-18	3-0	43	14.3	5-10	.500	2-3	.667	5-6	.833	0	5	5	1.7	9	0	3	6	0	3	17
Total	8-3	146	18.3	18-37	.486	2-4	.500	13-16	.813	2	14	16	2.0	18	0	9	13	2	10	51
Ohio Valley Conference Games Only																				
Season	G-GS	Min	Avg	FG-FGA	Pct	3FG-3FGA	Pct	FT-FTA	Pct	Off	Def	Tot	Avg	PF	FO	A	TO	Blk	Stl	Pts
2017-18																				

Southeast Missouri State REDHAWKS

PLAYER PROFILES



ISAIAH GABLE

Forward

6-7 / 195 / Freshman (1)

Greenville, Ohio

Greenville

13

2017-18: Missed the last 10 games with a fracture in his right foot... Appeared in his first NCAA Division I game vs. Missouri Baptist (11/10)...Saw action in 12 games off the bench...Averages 4.5 points and 1.6 rebounds a game...Scored a season-high nine points on a perfect 3-of-3 three-pointers in 12 minutes at N.C. Central (12/2)...Dropped in eight points and grabbed 10 rebounds in a season-high 19 minutes vs. Hannibal-LaGrange (11/28)... Matched a season-best nine points and three 3-pointers made vs. Bradley (12/20)...Scored eight points off the bench in his Ohio Valley Conference debut vs. Belmont (12/28).

Prep: Averaged 21.2 points, 7.4 rebounds and 3.1 assists as Greenville High School's top scorer as a senior...Garnered First-Team Great Western Ohio Conference honors and was a Third-Team Southwest Ohio All-District selection...Earned Division I Academic All-Ohio accolades...Four-year letterman who finished his prep career with 136 three-pointers, most in Greenville High School history...Accumulated a total of 1,184 points which were good for third-most on the school's all-time scoring list.

GABLE'S GAME-BY-GAME STATISTICS

2017-18	FG	3P	FT	O/D	REB	E	PTS	A	TO	B	S	M
Missouri Baptist	1-3	0-2	0-0	0/0	0	2	2	1	1	0	0	11
at Louisiana Tech	DNP	-	-	-	-	-	-	-	-	-	-	-
at Evansville	1-3	0-1	0-0	0/2	2	1	2	1	0	0	0	13
vs. CSUN	0-2	0-2	1-2	0/2	2	1	1	1	1	0	0	10
vs. Montana State	DNP	-	-	-	-	-	-	-	-	-	-	-
N.C. Central	0-0	0-0	0-0	0/0	0	0	0	0	0	0	0	0+
Hannibal-LaGrange	2-4	1-3	3-4	0/10	10	2	8	0	2	0	0	19
at N.C. Central	3-3	3-3	0-0	0/0	0	1	9	0	0	0	0	12
UMKC	1-2	1-1	0-0	0/0	0	0	3	0	0	0	0	9
at Southern Illinois	2-6	2-5	0-1	0/1	1	1	6	0	0	0	0	20
at Kansas State	1-4	0-2	0-0	0/0	0	2	2	0	0	0	0	12
Bradley	3-5	3-4	0-0	0/1	1	2	9	1	0	0	0	17
at Saint Louis	1-6	1-4	0-0	0/1	1	2	3	0	2	0	0	17
Belmont	2-6	1-3	3-4	1/3	4	2	8	0	0	0	0	23
Tennessee State	2-5	1-4	0-0	0/0	0	0	5	1	0	0	0	9
at Murray State	DNP	-	-	-	-	-	-	-	-	-	-	-
at Austin Peay	DNP	-	-	-	-	-	-	-	-	-	-	-
Morehead State	DNP	-	-	-	-	-	-	-	-	-	-	-
Eastern Kentucky	DNP	-	-	-	-	-	-	-	-	-	-	-
at SIU Edwardsville	DNP	-	-	-	-	-	-	-	-	-	-	-
at Eastern Illinois	DNP	-	-	-	-	-	-	-	-	-	-	-
at Tennessee Tech	DNP	-	-	-	-	-	-	-	-	-	-	-
at Jacksonville State	DNP	-	-	-	-	-	-	-	-	-	-	-
Murray State	DNP	-	-	-	-	-	-	-	-	-	-	-
Austin Peay	DNP	-	-	-	-	-	-	-	-	-	-	-
at Morehead State												
at UT Martin												
Eastern Illinois												
SIU Edwardsville												
at Eastern Kentucky												
UT Martin												

* - Game Started

2017-18 SEASON/CAREER-HIGHS


Points	9	2x, last vs. Bradley (12/20/17)
Total Rebounds	10	vs. Hannibal-LaGrange (11/28/17)
Offensive	1	vs. Belmont (12/28/17)
Defensive	10	vs. Hannibal-LaGrange (11/28/17)
FG Made	3	2x, last vs. Bradley (12/20/17)
FG Attempted.....	6	3x, last vs. Belmont (12/28/17)
3-Point FG Made.....	3	2x, last vs. Bradley (12/20/17)
3-Point FG Attempted.....	5	at Southern Illinois (12/9/16)
FT Made.....	3	2x, last vs. Belmont (12/28/17)
FT Attempted.....	4	2x, last vs. Belmont (12/28/17)
Assists	1	5x, last vs. Tennessee State (12/31/17)
Blocks.....	-	-
Steals.....	-	-
Minutes	23	vs. Belmont (12/28/17)

CAREER STATISTICS AT SOUTHEAST MISSOURI

Overall																					
Season	G-GS	Min	Avg	FG-FGA	Pct	3FG-3FGA	Pct	FT-FTA	Pct	Off	Def	Tot	Avg	PF	FO	A	TO	Blk	Stl	Pts	Avg
2017-18	13-0	172	13.2	19-49	.388	13-34	.382	7-11	.636	1	20	21	1.6	16	0	5	6	0	0	58	4.5
Ohio Valley Conference Games Only																					
Season	G-GS	Min	Avg	FG-FGA	Pct	3FG-3FGA	Pct	FT-FTA	Pct	Off	Def	Tot	Avg	PF	FO	A	TO	Blk	Stl	Pts	Avg
2017-18	2-0	32	16.0	4-11	.364	2-7	.286	3-4	.750	1	3	4	2.0	2	0	1	0	0	0	13	6.5

Southeast Missouri State REDHAWKS

PLAYER PROFILES



SKYLER HOGAN

Guard

6-3 / 180 / Sophomore (3)

Melbourne, Fla. / Holy Trinity

Episcopal / Embry-Riddle

22

Elite and efficient scorer in a very challenging conference at Embry-Riddle, which completed the transition from NAIA to NCAA Division II membership in July...A 4-4 transfer who will sit out the 2017-18 season...Has two years of eligibility remaining.

Embry-Riddle: Played the last two seasons at Embry-Riddle...Led the Eagles with 18.8 points and 8.2 rebounds per game in 2016-17...Was also the team's top 3-point shooter with a 42.8 percent (71-of-166) clip...Scored double figures a total of 21 times with a career-best 40 points in the season-finale against Barry University...Averaged 6.1 points and 5.2 rebounds in 26 games and two starts as a freshman...Notched a season-high 13 points against Palm Beach Atlantic and recorded 13 points and 11 rebounds for his first career double-double vs. Saint Leo that year.

Prep: Graduated from Holy Trinity Episcopal Academy...Led Holy Trinity to the FHSAA 4A State Semifinals as a senior, averaging 17.2 points, nine rebounds, three assists and two steals...Helped lead the Tigers to a 26-4 record as a junior.


HOGAN'S GAME-BY-GAME STATISTICS

2017-18	FG	3P	FT	O/D	REB	E	PTS	A	TO	B	S	M
Missouri Baptist	DNP	-	-	-	-	-	-	-	-	-	-	-
at Louisiana Tech	DNP	-	-	-	-	-	-	-	-	-	-	-
at Evansville	DNP	-	-	-	-	-	-	-	-	-	-	-
vs. CSUN	DNP	-	-	-	-	-	-	-	-	-	-	-
vs. Montana State	DNP	-	-	-	-	-	-	-	-	-	-	-
N.C. Central	DNP	-	-	-	-	-	-	-	-	-	-	-
Hannibal-LaGrange	DNP	-	-	-	-	-	-	-	-	-	-	-
at N.C. Central	DNP	-	-	-	-	-	-	-	-	-	-	-
UMKC	DNP	-	-	-	-	-	-	-	-	-	-	-
at Southern Illinois	DNP	-	-	-	-	-	-	-	-	-	-	-
at Kansas State	DNP	-	-	-	-	-	-	-	-	-	-	-
Bradley	DNP	-	-	-	-	-	-	-	-	-	-	-
at Saint Louis	DNP	-	-	-	-	-	-	-	-	-	-	-
Belmont	DNP	-	-	-	-	-	-	-	-	-	-	-
Tennessee State	DNP	-	-	-	-	-	-	-	-	-	-	-
at Murray State	DNP	-	-	-	-	-	-	-	-	-	-	-
at Austin Peay	DNP	-	-	-	-	-	-	-	-	-	-	-
Morehead State	DNP	-	-	-	-	-	-	-	-	-	-	-
Eastern Kentucky	DNP	-	-	-	-	-	-	-	-	-	-	-
at SIU Edwardsville	DNP	-	-	-	-	-	-	-	-	-	-	-
at Eastern Illinois	DNP	-	-	-	-	-	-	-	-	-	-	-
at Tennessee Tech	DNP	-	-	-	-	-	-	-	-	-	-	-
at Jacksonville State	DNP	-	-	-	-	-	-	-	-	-	-	-
Murray State	DNP	-	-	-	-	-	-	-	-	-	-	-
Austin Peay	DNP	-	-	-	-	-	-	-	-	-	-	-
at Morehead State												
at UT Martin												
Eastern Illinois												
SIU Edwardsville												
at Eastern Kentucky												
UT Martin												

* - Game Started

Southeast Missouri State REDHAWKS

PLAYER PROFILES



RAY KOWALSKI

Guard

6-3 / 195 / Freshman (2)

Concord, N.C.

Concord

3

2017-18: Missed his first game of the season at Kansas State (12/16) with a hamstring injury...Scored double figures for the first time in his career when he finished with 12 points at Louisiana Tech (11/13)...Buried three 3-pointers in 22 minutes against the Bulldogs...Averages 4.5 points and 1.2 rebounds per contest in 22 games and five starts...Scored two points and had one assist in his first career start vs. Missouri Baptist (11/10)...Pitched in 10 points for his second double figure scoring game vs. Cal State Northridge (Nov. 21)...Dropped in a season-high 16 points and buried a season-best 4-of-5 threes vs. UMKC (12/6)...Scored double figures in five games...Added 10 points in 20 minutes vs. Bradley (12/20)...Returned to score eight points in 15 minutes off the bench at SIU Edwardsville (1/18) after missing two-straight games due to illness...Has not missed a free throw (12-of-12)...Scored 11 points on a perfect 4-of-4 field goals and hit three 3-pointers vs. Austin Peay (2/3), his first double-digit scoring game since Dec. 20.

KOWALSKI'S GAME-BY-GAME STATISTICS

2017-18	FG	3P	FT	Q/D	REB	E	PTS	A	TO	B	S	M
Missouri Baptist*	1-6	0-1	0-0	0/0	0	3	2	1	1	0	1	16
at Louisiana Tech*	4-10	3-5	1-1	1/1	2	1	12	1	0	0	0	22
at Evansville*	2-4	1-2	0-0	0/3	3	2	5	0	4	0	0	25
vs. CSUN*	4-12	2-7	0-0	0/1	1	0	10	1	0	0	1	29
vs. Montana State*	1-4	0-2	1-1	0/0	0	2	3	1	2	0	0	18
N.C. Central	1-2	0-1	2-2	0/1	1	0	4	1	1	0	0	16
Hannibal-LaGrange	1-5	0-3	0-0	0/1	1	1	2	1	1	0	1	17
at N.C. Central	1-3	1-2	0-0	1/2	3	2	3	1	1	0	0	16
UMKC	5-7	4-5	2-2	1/2	3	1	16	1	0	0	0	25
at Southern Illinois	0-3	0-2	0-0	0/2	2	1	0	0	0	0	0	17
at Kansas State	DNP	-	-	-	-	-	-	-	-	-	-	-
Bradley	3-8	2-5	2-2	0/3	3	0	10	1	0	0	0	20
at Saint Louis	0-5	0-4	0-0	0/0	0	0	0	1	0	0	0	9
Belmont	1-3	0-2	0-0	0/0	0	0	2	1	1	0	1	9
Tennessee State	0-2	0-2	0-0	0/2	2	1	0	0	1	0	0	9
at Murray State	1-2	1-1	0-0	1/0	1	1	3	1	1	0	0	13
at Austin Peay	0-0	0-0	0-0	0/0	0	0	0	0	0	0	1	6
Morehead State	DNP	-	-	-	-	-	-	-	-	-	-	-
Eastern Kentucky	DNP	-	-	-	-	-	-	-	-	-	-	-
at SIU Edwardsville	2-4	2-4	2-2	0/0	0	1	8	1	0	0	0	15
at Eastern Illinois	0-0	0-0	0-0	0/1	1	0	0	1	2	0	0	11
at Tennessee Tech	1-1	1-1	2-2	0/1	1	0	5	0	1	0	0	17
at Jacksonville State	1-3	1-3	0-0	0/1	1	4	3	1	1	0	0	21
Murray State	0-2	0-1	0-0	0/0	0	0	0	0	0	0	0	17
Austin Peay	4-4	3-3	0-0	0/2	2	1	11	0	1	0	0	19
at Morehead State												
at UT Martin												
Eastern Illinois												
SIU Edwardsville												
at Eastern Kentucky												
UT Martin												

* - Game Started

2017-18 SEASON/CAREER-HIGHS


Points	16	vs. UMKC (12/6/17)
Total Rebounds	3	4x, last vs. Bradley (12/20/17)
Offensive	1	4x, last at Murray State (1/4/18)
Defensive	3	2x, last vs. Bradley (12/20/17)
FG Made	5	vs. UMKC (12/6/17)
FG Attempted	12	vs. Cal State Northridge (11/21/17)
3-Point FG Made	4	vs. UMKC (12/6/17)
3-Point FG Attempted	5	3x, last vs. Bradley (12/20/17)
FT Made	2	5x, last at Tennessee Tech (1/25/18)
FT Attempted	2	5x, last at Tennessee Tech (1/25/18)
Assists	1	15x, last at Jacksonville State (1/27/18)
Blocks	-	-
Steals	1	5x, last at Austin Peay (1/6/18)
Minutes	29	vs. Cal State Northridge (11/21/17)

CAREER STATISTICS AT SOUTHEAST MISSOURI

Overall																					
Season	G-GS	Min	Avg	FG-FGA	Pct	3FG-3FGA	Pct	FT-FTA	Pct	Off	Def	Tot	Avg	PF	FO	A	TO	Blk	Stl	Pts	Avg
2016-17	-	Redshirted	-	-	-	-	-	-	-	-	-	-	-	-	-	-	-	-	-	-	-
2017-18	22-5	367	16.7	33-90	.367	21-56	.375	12-12	1.000	4	23	27	1.2	21	0	15	18	0	5	99	4.5
Total	22-5	367	16.7	33-90	.367	21-56	.375	12-12	1.000	4	23	27	1.2	21	0	15	18	0	5	99	4.5
Ohio Valley Conference Games Only																					
Season	G-GS	Min	Avg	FG-FGA	Pct	3FG-3FGA	Pct	FT-FTA	Pct	Off	Def	Tot	Avg	PF	FO	A	TO	Blk	Stl	Pts	Avg
2016-17	-	Redshirted	-	-	-	-	-	-	-	-	-	-	-	-	-	-	-	-	-	-	-
2017-18	10-0	137	13.7	10-21	.476	8-17	.471	4-4	1.000	1	7	8	0.8	8	0	5	8	0	2	32	3.2
Total	10-0	137	13.7	10-21	.476	8-17	.471	4-4	1.000	1	7	8	0.8	8	0	5	8	0	2	32	3.2

Southeast Missouri State REDHAWKS

PLAYER PROFILES



MARK LAROS

Center

6-10 / 223 / Junior (3)

Hengelo, Netherlands/Montessori

College Twente / Mineral Area

42

2017-18: Missed four games with mononucleosis...Returned to play six minutes vs. Bradley (12/20)...Ranks fourth on the team with 3.8 rebounds per game and is scoring 4.5 points per contest in 21 games and seven starts...Narrowly missed a double-double with nine points and nine rebounds in his first career start vs. Missouri Baptist (11/10)...Made a near-perfect 4-of-5 field goals and added a block...Played 27 minutes in his first career game at Southeast...Is shooting a team-high 62.9 percent (44-of-70) from the field...Grabbed at least eight rebounds in three of his starts...Scored double figures for the first time in his career when he finished with 10 points vs. Hannibal-LaGrange (11/28)...Had a season-high 11 points and eight rebounds in his first career Ohio Valley Conference start vs. Morehead State (1/11)...Pitched in 10 points in 20 minutes off the bench vs. Austin Peay (2/3).

LAROS' GAME-BY-GAME STATISTICS

2017-18	FG	3P	FT	O/D	REB	E	PTS	A	TO	B	S	M
Missouri Baptist*	4-5	0-0	1-1	4/5	9	2	9	0	3	1	1	27
at Louisiana Tech*	2-4	0-0	1-1	4/0	4	1	5	0	1	1	1	13
at Evansville*	0-0	0-0	1-2	0/0	0	3	1	0	2	1	0	13
vs. CSUN*	4-9	0-0	0-0	4/5	9	2	8	1	3	1	0	24
vs. Montana State*	1-1	0-0	0-0	1/2	3	1	2	0	0	1	0	14
N.C. Central	1-2	0-0	2-2	2/2	4	0	4	1	0	0	1	13
Hannibal-LaGrange	5-6	0-0	0-2	3/2	5	1	10	0	0	1	1	20
at N.C. Central	DNP	-	-	-	-	-	-	-	-	-	-	-
UMKC	DNP	-	-	-	-	-	-	-	-	-	-	-
at Southern Illinois	DNP	-	-	-	-	-	-	-	-	-	-	-
at Kansas State	DNP	-	-	-	-	-	-	-	-	-	-	-
Bradley	1-1	0-0	0-0	0/0	0	0	2	0	0	0	0	6
at Saint Louis	2-5	0-0	0-0	1/2	3	1	4	0	1	0	0	15
Belmont	2-3	0-0	0-0	3/2	5	1	4	0	2	0	0	19
Tennessee State	0-0	0-0	0-0	1/2	3	0	0	0	0	0	0	11
at Murray State	4-5	0-1	1-2	0/2	2	0	9	0	1	0	0	8
at Austin Peay	1-3	0-0	0-0	2/1	3	2	2	0	0	0	0	13
Morehead State*	5-7	0-1	1-2	3/5	8	1	11	1	1	1	1	33
Eastern Kentucky*	1-3	0-1	0-0	2/3	5	0	2	0	2	1	0	11
at SIU Edwardsville	4-4	0-0	0-0	1/3	4	3	8	2	2	0	0	23
at Eastern Illinois	0-1	0-0	0-0	1/1	2	2	0	0	0	0	0	9
at Tennessee Tech	0-2	0-1	0-0	0/3	3	3	0	2	0	0	2	16
at Jacksonville State	1-1	0-0	0-0	0/1	1	2	2	0	1	0	0	17
Murray State	1-3	0-0	0-0	1/2	3	1	2	0	0	0	1	19
Austin Peay	5-5	0-0	0-1	1/2	3	3	10	0	2	2	0	20
at Morehead State												
at UT Martin												
Eastern Illinois												
SIU Edwardsville												
at Eastern Kentucky												
UT Martin												

* - Game Started

2017-18 SEASON/CAREER-HIGHS


Points	11	vs. Morehead State (1/11/18)
Total Rebounds	9	vs. Missouri Baptist (11/10/17)
Offensive	4	3x, last vs. Cal State Northridge (11/21/17)
Defensive	5	3x, last vs. Morehead State (1/11/18)
FG Made	5	2x, last vs. Austin Peay (2/3/18)
FG Attempted	9	vs. Cal State Northridge (11/21/17)
3-Point FG Made	-	-
3-Point FG Attempted	1	2x, last vs. Morehead State (1/11/18)
FT Made	2	vs. N.C. Central (11/26/17)
FT Attempted	2	5x, last vs. Morehead State (1/11/18)
Assists	2	2x, last at Tennessee Tech (1/25/18)
Blocks	2	vs. Austin Peay (2/3/18)
Steals	2	at Tennessee Tech (1/25/18)
Minutes	33	vs. Morehead State (1/11/18)

CAREER STATISTICS AT SOUTHEAST MISSOURI

Overall																					
Season	G-GS	Min	Avg	FG-FGA	Pct	3FG-3FGA	Pct	FT-FTA	Pct	Off	Def	Tot	Avg	PF	FO	A	TO	Blk	Stl	Pts	Avg
2017-18	21-7	344	16.4	44-70	.629	0-4	.000	7-13	.538	34	45	79	3.8	29	0	7	21	10	8	95	4.5
Ohio Valley Conference Games Only																					
Season	G-GS	Min	Avg	FG-FGA	Pct	3FG-3FGA	Pct	FT-FTA	Pct	Off	Def	Tot	Avg	PF	FO	A	TO	Blk	Stl	Pts	Avg
2017-18	12-2	199	16.6	24-37	.649	0-4	.000	2-5	.400	15	27	42	3.5	18	0	5	11	4	4	50	4.2

Southeast Missouri State REDHAWKS

PLAYER PROFILES



DONNIE LEWIS

Guard

6-1 / 170 / Junior (3)

Lexington, Ky. / Paul Dunbar

Spalding University

15

2017-18: Walk-on who played in his first career game vs. Missouri Baptist (11/10)...Tallied five minutes off the bench...Dished out a career-high four assists vs. Tennessee State (12/31)...Appeared in all 25 games...Logged a season-high 20 minutes vs. Tennessee State (12/31)...Scored his first career point on a free throw vs. N.C. Central (11/26)...Made his first career 3-pointer at Murray State (1/4)...Had two points in 25 minutes during his first career start vs. Morehead State (1/11)...Made two big free throws with 31 seconds left to help the Redhawks close out their win against the Eagles...Started two games...Dropped in another 3-pointer at Eastern Illinois (1/20)...Matched a career-high four assists at Jacksonville State (1/27).

LEWIS' GAME-BY-GAME STATISTICS

2017-18	FG	3P	FT	Q/D	REB	E	PTS	A	TO	B	S	M
Missouri Baptist	0-0	0-0	0-0	0/0	0	0	0	0	0	0	0	5
at Louisiana Tech	0-0	0-0	0-0	0/0	0	4	0	3	0	0	0	9
at Evansville	0-0	0-0	0-0	0/0	0	2	0	0	0	0	1	10
vs. CSUN	0-0	0-0	0-0	0/1	1	2	0	1	0	0	0	12
vs. Montana State	0-1	0-1	0-0	0/1	1	1	0	0	0	0	0	5
N.C. Central	0-0	0-0	1-2	1/0	1	0	1	0	0	0	0	9
Hannibal-LaGrange	0-0	0-0	0-0	0/0	0	0	0	3	1	0	2	16
at N.C. Central	0-0	0-0	0-0	1/0	1	1	0	1	0	0	0	7
UMKC	0-0	0-0	0-0	1/1	2	1	0	0	0	0	0	6
at Southern Illinois	0-0	0-0	0-0	0/0	0	1	0	0	0	0	0	10
at Kansas State	0-0	0-0	0-0	0/0	0	2	0	2	0	0	1	12
Bradley	0-0	0-0	0-0	1/0	1	2	0	0	0	0	0	3
at Saint Louis	0-0	0-0	0-0	0/0	0	1	0	0	1	0	0	18
Belmont	0-0	0-0	0-0	0/0	0	0	0	1	0	0	1	9
Tennessee State	0-0	0-0	0-0	1/2	3	3	0	4	2	0	1	20
at Murray State	1-1	1-1	0-0	0/0	0	3	3	3	3	0	0	16
at Austin Peay	0-0	0-0	0-0	0/0	0	2	0	2	0	0	0	12
Morehead State*	0-2	0-2	2-3	0/2	2	2	2	2	1	0	0	25
Eastern Kentucky*	1-1	0-0	0-0	0/0	0	2	2	3	1	0	1	12
at SIU Edwardsville	0-0	0-0	0-0	1/0	1	0	0	2	0	0	0	8
at Eastern Illinois	1-1	1-1	0-0	0/0	0	0	3	1	1	0	1	4
at Tennessee Tech	0-0	0-0	0-0	0/0	0	1	0	2	0	0	0	7
at Jacksonville State	0-1	0-1	0-0	1/1	2	1	0	4	0	0	0	8
Murray State	0-0	0-0	0-0	0/2	2	2	0	0	1	0	0	11
Austin Peay	0-0	0-0	0-0	0/0	0	0	0	2	0	0	0	9
at Morehead State												
at UT Martin												
Eastern Illinois												
SIU Edwardsville												
at Eastern Kentucky												
UT Martin												

* - Game Started

2017-18 SEASON/CAREER-HIGHS


Points	3	2x, last at Eastern Illinois (1/20/18)
Total Rebounds	3	vs. Tennessee State (12/31/17)
Offensive	1	5x, last at Jacksonville State (1/27/18)
Defensive	2	3x, last vs. Murray State (2/1/18)
FG Made	1	3x, last at Eastern Illinois (1/20/18)
FG Attempted	2	vs. Morehead State (1/11/18)
3-Point FG Made	1	2x, last at Eastern Illinois (1/20/18)
3-Point FG Attempted	2	vs. Morehead State (1/11/18)
FT Made	2	vs. Morehead State (1/11/18)
FT Attempted	3	vs. Morehead State (1/11/18)
Assists	4	2x, last at Jacksonville State (1/27/18)
Blocks	-	-
Steals	2	vs. Hannibal-LaGrange (11/28/17)
Minutes	25	vs. Morehead State (1/11/18)

CAREER STATISTICS AT SOUTHEAST MISSOURI

Overall																					
Season	G-GS	Min	Avg	FG-FGA	Pct	3FG-3FGA	Pct	FT-FTA	Pct	Off	Def	Tot	Avg	PF	FO	A	TO	Blk	Stl	Pts	Avg
2017-18	25-2	263	10.5	3-7	.429	2-6	.333	3-5	.600	7	10	17	0.7	33	0	36	11	0	8	11	0.4
Ohio Valley Conference Games Only																					
Season	G-GS	Min	Avg	FG-FGA	Pct	3FG-3FGA	Pct	FT-FTA	Pct	Off	Def	Tot	Avg	PF	FO	A	TO	Blk	Stl	Pts	Avg
2017-18	12-2	141	11.8	3-6	.500	2-5	.400	2-3	.667	3	7	10	0.8	16	0	26	9	0	4	10	0.8

Southeast Missouri State REDHAWKS

PLAYER PROFILES



DENZEL MAHONEY

Guard/Forward

6-4 / 213 / Sophomore (2)

Oviedo, Fla.

Hagerty

34

Southeast's only returning starter...Started 58 consecutive games...Scored double figures in 34 of his last 36 contests dating back to last season... Finished with 10 or more points in 50 career games...Is just nine points away from 1,000 in his career.

2017-18: Preseason All-Ohio Valley Conference selection...Named to the Mayan Division Cancun Challenge All-Tournament Team...Opened the season with a game-high 21 points, grabbed two rebounds, dished out one assist and had a block in 32 minutes vs. Missouri Baptist (11/10)...Made a perfect 11-of-11 free throws in that game...Three days later, he dropped in 25 points and had seven rebounds at Louisiana Tech (11/13)...Leads the Redhawks and is second in the Ohio Valley Conference in scoring with 19.9 points per contest...Is eighth in the league in free throw percentage (.831), sixth in 3-point field goal percentage (.424), 13th in 3-point field goals made (49) and 17th in minutes played (30.8)...Poured in a career-high 36 points on his 20th birthday at SIU Edwardsville (1/18)...Dropped in 30 points vs. Murray State (2/1), his second 30-point game this year...Buried a big 3-pointer with 36 seconds left after UMKC (12/6) pulled to within two points...Answered with another clutch 3-pointer, this time when Southern Illinois (12/9) narrowed Southeast's lead to five...Scored 20 or more points 12 times...Scored double figures in 17-straight games from Nov. 21-Jan. 20...Opened OVC play with a 19-point effort vs. Belmont (12/28) and his first career double-double of 22 points and 11 rebounds vs. Tennessee State (12/31)...Is scoring 21.3 points per game in league play.

2017-18 SEASON-HIGHS

Points	36	at SIU Edwardsville (1/18/18)
Total Rebounds	11	vs. Tennessee State (12/31/17)
Offensive	5	vs. Belmont (12/28/17)
Defensive	8	vs. Tennessee State (12/31/17)
FG Made	11	vs. Murray State (2/1/18)
FG Attempted	26	vs. Murray State (2/1/18)
3-Point FG Made	5	at SIU Edwardsville (1/18/18)
3-Point FG Attempted	9	vs. Morehead State (1/11/18)
FT Made	13	at SIU Edwardsville (1/18/18)
FT Attempted	15	at SIU Edwardsville (1/18/18)
Assists	3	3x, last vs. Eastern Kentucky (1/13/18)
Blocks	1	5x, last vs. Morehead State (1/11/18)
Steals	4	at Tennessee Tech (1/25/18)
Minutes	38	2x, last vs. Murray State (2/1/18)

MAHONEY'S GAME-BY-GAME STATISTICS

2017-18	FG	3P	FT	O/D	REB	E	PTS	A	TO	B	S	M
Missouri Baptist*	5-9	0-2	11-11	0/2	2	1	21	1	2	1	0	32
at Louisiana Tech*	9-18	1-5	6-8	3/4	7	2	25	3	1	0	1	36
at Evansville*	1-7	1-4	0-0	0/5	5	2	3	1	2	1	1	26
vs. CSUN*	7-9	2-2	2-2	0/6	6	3	18	1	1	1	1	23
vs. Montana State*	10-14	1-2	6-8	1/5	6	3	27	0	1	0	0	33
N.C. Central*	6-19	1-7	2-2	2/3	5	4	15	1	2	0	0	33
Hannibal-LaGrange*	9-16	3-4	6-7	1/1	2	1	27	3	0	0	1	24
at N.C. Central*	5-9	1-1	8-11	1/4	5	3	19	1	1	0	2	23
UMKC*	5-7	3-3	4-5	0/3	3	4	17	1	4	0	0	30
at Southern Illinois*	6-12	3-4	3-6	2/2	4	4	18	0	3	0	1	33
at Kansas State*	6-9	2-3	9-9	0/1	1	2	23	0	1	0	0	30
Bradley*	3-12	1-4	10-12	1/4	5	4	17	1	1	0	0	33
at Saint Louis*	3-9	1-4	5-8	1/3	4	2	12	1	1	0	0	30
Belmont*	5-13	2-5	7-10	5/3	8	2	19	1	1	0	2	32
Tennessee State*	4-8	2-4	12-13	3/8	11	1	22	2	2	0	2	34
at Murray State*	3-10	0-4	8-8	2/2	4	5	14	1	1	0	1	27
at Austin Peay*	7-11	4-6	6-6	1/5	6	3	24	0	3	1	0	26
Morehead State*	8-15	3-9	3-5	1/3	4	4	22	1	1	1	1	28
Eastern Kentucky*	7-16	2-7	9-10	2/7	9	3	25	3	3	0	1	38
at SIU Edwardsville*	9-14	5-7	13-15	2/5	7	4	36	1	3	0	0	34
at Eastern Illinois*	2-4	2-4	2-2	1/4	5	3	8	2	2	0	1	30
at Tennessee Tech*	6-12	4-6	3-4	1/2	3	2	19	0	1	0	4	36
at Jacksonville State*	4-12	3-8	6-8	2/1	3	2	17	0	1	0	0	32
Murray State*	11-26	2-7	6-7	4/4	8	3	30	0	1	0	3	38
Austin Peay*	7-18	1-6	5-6	2/3	5	4	20	0	3	0	0	30
at Morehead State												
at UT Martin												
Eastern Illinois												
SIU Edwardsville												
at Eastern Kentucky												
UT Martin												

* - Game Started

CAREER-HIGHS


Points	36	at SIU Edwardsville (1/18/18)
Total Rebounds	11	vs. Tennessee State (12/31/17)
Offensive	5	vs. Belmont (12/28/17)
Defensive	8	vs. Tennessee State (12/31/17)
FG Made	11	vs. Murray State (2/1/18)
FG Attempted	26	vs. Murray State (2/1/18)
3-Point FG Made	5	at SIU Edwardsville (1/18/18)
3-Point FG Attempted	11	vs. Tennessee State (3/1/17)
FT Made	14	vs. Tennessee State (3/1/17)
FT Attempted	15	2x, last at SIU Edwardsville (1/18/18)
Assists	6	vs. Eastern Kentucky (12/31/16)
Blocks	1	6x, last at Austin Peay (1/6/18)
Steals	4	at Tennessee Tech (1/25/18)
Minutes	44	vs. Tennessee State (3/1/17)

CAREER STATISTICS AT SOUTHEAST MISSOURI

Overall																						
Season	G-GS	Min	Avg	FG-FGA	Pct	3FG-3FGA	Pct	FT-FTA	Pct	Off	Def	Tot	Avg	PF	FO	A	TO	Blk	Stl	Pts	Avg	
2016-17	33-33	976	29.6	152-339	.448	57-151	.377	132-162	.815	47	93	140	4.2	106	5	40	45	4	23	493	14.9	
2017-18	25-25	771	30.8	148-309	.479	50-118	.424	152-183	.831	38	90	128	5.1	71	1	25	42	5	22	498	19.9	
Total	58-58	1747	30.1	300-648	.463	107-269	.398	284-345	.823	85	183	268	4.6	177	6	65	87	9	45	991	17.1	
Ohio Valley Conference Games Only																						
Season	G-GS	Min	Avg	FG-FGA	Pct	3FG-3FGA	Pct	FT-FTA	Pct	Off	Def	Tot	Avg	PF	FO	A	TO	Blk	Stl	Pts	Avg	
2016-17	16-16	484	30.3	83-172	.483	32-76	.421	68-83	.819	21	52	73	4.6	52	2	27	28	1	11	266	16.6	
2017-18	12-12	385	32.1	73-159	.459	30-73	.411	80-94	.851	26	47	73	6.1	36	1	11	22	2	15	256	21.3	
Total	28-28	869	31.0	156-331	.471	62-149	.416	148-177	.836	47	99	146	5.2	88	3	38	50	3	26	522	18.6	

Southeast Missouri State REDHAWKS

PLAYER PROFILES



DANIEL SIMMONS

Guard

6-2 / 196 / Senior (4)

Biggersville, Miss. / Biggersville

East Mississippi CC

23

2017-18: Dropped in 13 points, pulled down two rebounds and dished out two assists in his first career start vs. Missouri Baptist (11/10)...Played 28 minutes against the Spartans...Scored 11 points and had three assists at Louisiana Tech (11/13)...Ranks third on the team in scoring with 12.3 points per game...Netted a career-high 26 points at Eastern Illinois (1/20)...Scored 22 points vs. Eastern Kentucky (1/13)...Scored double figures in 15 of his last 21 contests...Is third on the team with 37 three-pointers made...Ranks 23rd in the Ohio Valley Conference in scoring and is fifth in 3-point field goal percentage (.425).

SIMMONS' GAME-BY-GAME STATISTICS

2017-18	FG	3P	FT	O/D	REB	E	PTS	A	TO	B	S	M
Missouri Baptist*	5-12	2-4	1-1	0/2	2	2	13	2	2	0	1	28
at Louisiana Tech*	5-15	0-3	1-2	1/2	3	4	11	3	1	1	1	34
at Evansville*	3-3	1-1	2-2	0/2	2	1	9	1	0	0	0	16
vs. CSUN*	3-6	1-2	1-2	0/6	6	0	8	4	1	0	3	24
vs. Montana State*	3-7	1-2	5-7	0/4	4	5	12	1	1	0	1	24
N.C. Central	4-9	1-2	6-8	2/2	4	1	15	2	2	0	2	26
Hannibal-LaGrange	5-13	0-3	2-2	1/2	3	1	12	3	1	0	1	21
at N.C. Central	4-10	2-2	0-1	0/4	4	0	10	3	2	0	1	25
UMKC	4-7	2-4	8-10	0/3	3	1	18	3	1	0	0	21
at Southern Illinois*	4-11	2-6	2-4	2/4	6	4	12	3	3	0	2	22
at Kansas State	6-15	5-9	0-0	0/1	1	1	17	4	0	0	0	33
Bradley	1-5	0-1	2-3	0/0	0	1	4	1	1	0	0	11
at Saint Louis	3-6	2-4	0-0	1/1	2	1	8	2	1	0	0	22
Belmont*	4-10	0-2	3-4	0/5	5	2	11	2	4	0	1	28
Tennessee State	2-3	2-3	0-0	0/1	1	2	6	0	2	0	0	12
at Murray State	3-8	1-1	1-1	0/3	3	1	8	2	3	0	2	18
at Austin Peay	5-10	0-3	1-3	0/2	2	3	11	1	1	0	0	22
Morehead State	5-9	2-4	3-4	1/2	3	5	15	0	2	0	1	29
Eastern Kentucky	8-12	2-4	4-6	0/3	3	3	22	1	3	0	1	28
at SIU Edwardsville	3-7	1-2	0-0	0/3	3	1	7	2	1	0	3	27
at Eastern Illinois	8-9	5-6	5-6	0/5	5	2	26	5	1	0	0	27
at Tennessee Tech	5-11	2-6	1-4	0/1	1	3	13	1	0	0	2	23
at Jacksonville State	3-10	2-5	1-2	0/4	4	2	9	1	2	0	1	24
Murray State*	4-14	1-5	4-4	2/0	2	3	13	2	2	0	2	28
Austin Peay*	7-13	0-3	4-7	1/6	7	3	18	3	3	1	1	29
at Morehead State												
at UT Martin												
Eastern Illinois												
SIU Edwardsville												
at Eastern Kentucky												
UT Martin												

* - Game Started

2017-18 SEASON-HIGHS

Points.....	26	at Eastern Illinois (1/20/18)
Total Rebounds.....	7	vs. Austin Peay (2/3/18)
Offensive.....	2	3x, last vs. Murray State (2/1/18)
Defensive.....	6	2x, last vs. Austin Peay (2/3/18)
FG Made.....	8	2x, last at Eastern Illinois (1/20/18)
FG Attempted.....	15	2x, last at Kansas State (12/16/17)
3-Point FG Made.....	5	2x, last at Eastern Illinois (1/20/18)
3-Point FG Attempted.....	9	at Kansas State (12/16/17)
FT Made.....	8	vs. UMKC (12/6/17)
FT Attempted.....	10	vs. UMKC (12/6/17)
Assists.....	5	at Eastern Illinois (1/20/18)
Blocks.....	1	2x, last vs. Austin Peay (2/3/18)
Steals.....	3	2x, last at SIU Edwardsville (1/18/18)
Minutes.....	34	at Louisiana Tech (11/13/17)

CAREER-HIGHS


Points.....	26	at Eastern Illinois (1/20/18)
Total Rebounds.....	7	vs. Austin Peay (2/3/18)
Offensive.....	2	4x, last vs. Murray State (2/1/18)
Defensive.....	6	2x, last vs. Austin Peay (2/3/18)
FG Made.....	8	2x, last at Eastern Illinois (1/20/18)
FG Attempted.....	15	2x, last at Kansas State (12/16/17)
3-Point FG Made.....	5	3x, last at Eastern Illinois (1/20/18)
3-Point FG Attempted.....	10	at DePaul (12/19/16)
FT Made.....	8	vs. UMKC (12/6/17)
FT Attempted.....	10	vs. UMKC (12/6/17)
Assists.....	5	2x, last at Eastern Illinois (1/20/18)
Blocks.....	1	4x, last vs. Austin Peay (2/3/18)
Steals.....	3	3x, last at SIU Edwardsville (1/18/18)
Minutes.....	34	at Louisiana Tech (11/13/17)

CAREER STATISTICS AT SOUTHEAST MISSOURI

Overall																			
Season	G-GS	Min	Avg	FG-FGA	Pct	3FG-3FGA	Pct	FT-FTA	Pct	Off	Def	Tot	Avg	PF	FO	A	TO	Blk	Stl
2016-17	32-0	514	16.1	60-177	.339	28-86	.326	24-37	.649	10	53	63	2.0	38	0	46	43	2	16
2017-18	25-9	602	24.1	107-235	.455	37-87	.425	57-83	.687	11	68	79	3.2	52	2	52	40	2	26
Total	57-9	1116	19.6	167-412	.405	65-173	.376	81-120	.675	21	121	142	2.5	90	2	98	83	4	42
Ohio Valley Conference Games Only																			
Season	G-GS	Min	Avg	FG-FGA	Pct	3FG-3FGA	Pct	FT-FTA	Pct	Off	Def	Tot	Avg	PF	FO	A	TO	Blk	Stl
2016-17	16-0	225	14.1	22-71	.310	10-32	.313	10-12	.833	5	27	32	2.0	19	0	22	15	2	10
2017-18	12-3	295	24.6	57-116	.491	18-44	.409	27-41	.659	4	35	39	3.3	30	1	20	24	1	14
Total	28-3	520	18.6	79-187	.422	28-76	.368	37-53	.698	9	62	71	2.5	49	1	42	39	3	24

Southeast Missouri State REDHAWKS

PLAYER PROFILES



MIŁOS VRANES

Forward

6-7 / 200 / Senior (4)

Belgrade, Serbia / Third Belgrade

N.D. State College of Science

4

2017-18: Notched his first career double-double when he finished with 16 points and 10 rebounds at Evansville (Nov. 16)...Scored five points and finished with three rebounds in 13 minutes off the bench vs. Missouri Baptist (11/10)...Added three points in 13 minutes at Louisiana Tech (11/13)...Averages 5.8 points and 4.3 rebounds a game...Ranks third on the team in rebounding...Scored three points and had seven boards in his first career start vs. N.C. Central (11/26)...Finished with 10 points and four rebounds at N.C. Central (12/2)...Dropped in 14 points and had six rebounds in 22 minutes at Southern Illinois (12/9)...Started 15 of the last 19 games...Scored double figures for the fifth time when he finished with 10 points at Murray State (1/4)...Turned in his second double-double of the season with 10 points and 10 rebounds against the Racers...Played a career-high 35 minutes at Austin Peay (1/6).

VRANES' GAME-BY-GAME STATISTICS

2017-18	FG	3P	FT	O/D	REB	E	PTS	A	TO	B	S	M
Missouri Baptist	2-4	1-3	0-0	0/3	3	2	5	0	0	0	1	13
at Louisiana Tech	1-3	1-3	0-0	0/5	5	1	3	2	0	0	0	13
at Evansville	6-11	3-6	1-2	3/7	10	3	16	0	1	0	0	28
vs. CSUN	0-3	0-2	0-0	0/2	2	2	0	0	2	0	1	14
vs. Montana State	4-6	0-1	0-0	2/2	4	2	8	2	1	0	1	21
N.C. Central*	1-6	1-3	0-0	1/6	7	2	3	0	4	0	0	19
Hannibal-LaGrange*	1-5	0-2	1-2	2/1	3	1	3	0	0	1	0	13
at N.C. Central*	4-7	1-2	1-2	1/3	4	3	10	1	1	2	0	26
UMKC*	2-5	1-3	0-1	1/6	7	3	5	1	2	1	0	24
at Southern Illinois*	4-7	2-3	4-6	2/4	6	3	14	0	1	0	1	22
at Kansas State*	3-4	2-3	0-0	1/5	6	2	8	1	2	0	0	19
Bradley*	2-7	0-4	0-1	1/5	6	1	4	2	3	0	1	25
at Saint Louis*	3-4	1-2	0-0	1/1	2	2	7	0	1	0	0	19
Belmont	0-2	0-1	0-0	1/1	2	1	0	1	1	0	0	8
Tennessee State*	4-7	3-6	1-2	1/5	6	1	12	2	3	0	1	21
at Murray State*	3-7	2-4	2-4	3/7	10	2	10	0	1	0	0	29
at Austin Peay*	2-5	2-5	1-2	1/4	5	5	7	0	2	0	0	35
Morehead State	DNP	-	-	-	-	-	-	-	-	-	-	-
Eastern Kentucky	2-3	1-2	0-0	0/2	2	3	5	1	0	0	0	16
at SIU Edwardsville*	1-2	0-1	1-2	0/1	1	2	3	1	2	0	1	15
at Eastern Illinois*	1-7	1-5	0-0	1/1	2	0	3	3	0	0	0	20
at Tennessee Tech*	2-4	1-2	0-0	1/2	3	1	5	0	3	0	0	20
at Jacksonville State*	1-3	1-2	0-0	0/0	0	2	3	1	3	0	1	13
Murray State	0-1	0-1	0-0	0/2	2	0	0	0	1	0	0	8
Austin Peay	2-4	1-2	0-0	2/4	6	4	5	0	2	0	0	28
at Morehead State												
at UT Martin												
Eastern Illinois												
SIU Edwardsville												
at Eastern Kentucky												
UT Martin												

* - Game Started

2017-18 SEASON-HIGHS

Points	16	at Evansville (11/16/17)
Total Rebounds	10	2x, last at Murray State (1/4/18)
Offensive	3	2x, last at Murray State (1/4/18)
Defensive	7	2x, last at Murray State (1/4/18)
FG Made	6	at Evansville (11/16/17)
FG Attempted	11	at Evansville (11/16/17)
3-Point FG Made	3	2x, last vs. Tennessee State (12/31/17)
3-Point FG Attempted	6	2x, last vs. Tennessee State (12/31/17)
FT Made	4	at Southern Illinois (12/9/17)
FT Attempted	6	at Southern Illinois (12/9/17)
Assists	3	at Eastern Illinois (1/20/18)
Blocks	2	at N.C. Central (12/2/17)
Steals	1	8x, last at Jacksonville State (1/27/18)
Minutes	35	at Austin Peay (1/6/18)

CAREER-HIGHS

Points	16	at Evansville (11/16/17)
Total Rebounds	10	2x, last at Murray State (1/4/18)
Offensive	3	4x, last at Murray State (1/4/18)
Defensive	7	2x, last at Murray State (1/4/18)
FG Made	6	2x, last at Evansville (11/16/17)
FG Attempted	11	2x, last at Evansville (11/16/17)
3-Point FG Made	3	2x, last vs. Tennessee State (12/31/17)
3-Point FG Attempted	6	3x, last vs. Tennessee State (12/31/17)
FT Made	4	3x, last at Southern Illinois (12/9/17)
FT Attempted	6	at Southern Illinois (12/9/17)
Assists	3	at Eastern Illinois (1/20/18)
Blocks	2	at N.C. Central (12/2/17)
Steals	3	2x, last vs. Central Arkansas (12/1/16)
Minutes	35	at Austin Peay (1/6/18)

CAREER STATISTICS AT SOUTHEAST MISSOURI

Overall																			
Season	G-GS	Min	Avg	FG-FGA	Pct	3FG-3FGA	Pct	FT-FTA	Pct	Off	Def	Tot	Avg	PF	FO	A	TO	Blk	Stl
2016-17	31-0	568	18.3	63-129	.488	28-76	.368	25-39	.641	30	71	101	3.3	79	3	17	21	2	22
2017-18	24-15	469	19.5	51-117	.436	25-68	.368	12-24	.500	25	79	104	4.3	48	1	18	36	4	8
Total	55-15	1037	18.9	114-246	.463	53-144	.368	37-63	.587	55	150	205	3.7	127	4	35	57	6	30
Ohio Valley Conference Games Only																			
Season	G-GS	Min	Avg	FG-FGA	Pct	3FG-3FGA	Pct	FT-FTA	Pct	Off	Def	Tot	Avg	PF	FO	A	TO	Blk	Stl
2016-17	14-0	229	16.4	26-51	.510	12-30	.400	9-16	.563	13	25	38	2.7	38	2	8	5	1	6
2017-18	11-7	213	19.4	18-45	.400	12-31	.387	5-10	.500	10	29	39	3.5	21	1	9	18	0	3
Total	25-7	442	17.7	44-96	.458	24-61	.393	14-26	.538	23	54	77	3.1	59	3	17	23	1	9

Southeast Missouri State RED HAWKS

BOX SCORES

GAME 1

SOUTHEAST MISSOURI 81, MISSOURI BAPTIST 69

Nov. 10, 2017 • Show Me Center • Cape Girardeau, Mo.

Missouri Baptist 69

#	Player	Total		3-Ptr		Rebounds					PF	TP	A	T	Blk	Stl	Min
		FG	FGA	FT	FTA	Off	Def	Tot									
01	Jahmouri Robinson	f	7-9	0-1	0-3	0	0	0	0	14	2	3	0	0	1	24	
12	Andrew Howard	f	3-5	0-0	3-5	4	3	7	2	9	0	2	0	0	0	23	
13	Karson King	f	1-2	0-1	0-0	2	1	3	1	2	3	1	0	2	20		
22	Johnny Benson	g	2-3	1-2	3-4	0	2	2	3	8	0	4	0	0	0	23	
33	Jesus Castillo	g	2-4	2-4	0-0	0	2	2	0	6	1	1	1	0	0	12	
02	Joel Baskin		1-5	0-2	0-0	0	0	0	0	1	2	1	0	1	0	10	
03	Fitzgerald Hopkins		3-9	2-7	1-2	0	0	0	0	9	1	1	1	0	0	23	
04	James McKelvin		2-5	2-3	2-4	0	4	4	2	8	0	2	0	0	0	22	
10	Hasaan DeCarolis		0-0	0-0	0-0	0	0	0	0	0	0	0	0	0	0	0+	
15	Pablo Hernandez		2-5	0-2	4-5	2	4	6	1	8	1	2	0	0	0	22	
21	Torrance Littles		0-0	0-0	0-0	0	0	0	0	4	0	0	0	0	0	9	
24	Zach Beel		1-1	1-1	0-0	0	1	1	2	3	1	0	1	0	0	8	
32	John Yaeger		0-0	0-0	0-0	0	0	0	0	0	0	0	0	0	0	4	
	Team					3	2	5		2							
Totals			24-48	8-23	13-23	11	19	30	16	69	10	18	4	3	20		

FG % 1st Half: 11-28 39.3% 2nd half: 13-20 65.0% Game: 24-48 50.0%
3FG % 1st Half: 4-15 26.7% 2nd half: 4-8 50.0% Game: 8-23 34.8%
FT % 1st Half: 1-5 20.0% 2nd half: 12-18 66.7% Game: 13-23 56.5%

Southeast Missouri 81 • 1-0

#	Player	Total			3-Ptr			Rebounds			PF	TP	A	T	Blk	Stl	Min
		FG	FGA	FT	FTA	Off	Def	Tot									
34	MAHONEY, Denzel	f	5-9	0-2	11-11	0	2	2	1	21	1	2	1	0	0	32	
42	LAROS, Mark	c	4-5	0-0	1-1	4	5	9	2	9	0	3	1	1	1	27	
02	DALTON, Jonathan	g	3-3	2-2	3-4	1	1	2	3	11	7	0	0	0	0	32	
03	KOWALSKI, Ray	g	1-6	0-1	0-0	0	0	0	3	2	1	1	0	1	0	16	
23	SIMMONS, Daniel	g	5-12	2-4	1-1	0	2	2	13	2	2	0	1	2	0	28	
04	VRANES, Milos		2-4	1-3	0-0	0	3	3	2	5	0	0	0	1	1	13	
13	GABLE, Isaiah		1-3	0-2	0-0	0	0	0	2	2	1	1	0	0	0	11	
15	LEWIS, Donnie		0-0	0-0	0-0	0	0	0	0	0	0	0	0	0	0	5	
20	CARPENTER, Justin		2-2	0-0	0-0	0	2	2	1	4	2	1	0	1	0	10	
25	BREWER, Ledarrius		4-10	3-6	3-4	0	5	5	2	14	3	1	0	2	0	26	
Team						3	1	4		2							
Totals			27-54	8-20	19-21	8	21	29	18	81	17	13	2	7	200		
FG % 1st Half: 12-22 54.5%		2nd half: 15-32 46.9%		Game: 27-54 50.0%		1st Half: 12-22 54.5%		2nd Half: 15-32 46.9%		Game: 27-54 50.0%		1st Half: 12-22 54.5%		2nd Half: 15-32 46.9%		Game: 27-54 50.0%	
3FG % 1st Half: 6-9 66.7%		2nd half: 12-13 92.3%		Game: 19-21 90.5%		1st Half: 6-9 66.7%		2nd Half: 12-13 92.3%		Game: 19-21 90.5%		1st Half: 6-9 66.7%		2nd Half: 12-13 92.3%		Game: 19-21 90.5%	
FT % 1st Half: 7-8 87.5%																	

FG % 1st Half: 12-22 54.5% 2nd half: 15-32 46.9% Game: 27-54 50.0%
3FG % 1st Half: 6-9 66.7% 2nd half: 2-11 18.2% Game: 8-20 40.0%
FT % 1st Half: 7-8 87.5% 2nd half: 12-13 92.3% Game: 19-21 90.5%

Officials: Brett Miles, Kyle Bottoms, Alex Manuel
Technical fouls: Missouri Baptist-None. Southeast Missouri-None.
Attendance: 1239

Score by periods	1st	2nd	Total
Missouri Baptist	27	42	69
Southeast Missouri	37	44	81

GAME 2

LOUISIANA TECH 96, SOUTHEAST MISSOURI 95 OT

Nov. 13, 2017 • Thomas Assembly Center • Ruston, La.

Southeast Missouri 95 • 1-1

#	Player	FG		3-Ptr		Rebounds				PF	TP	A	T	Blk	Stl	Min
		Total	%	Total	%	FT	FTA	Off	Def							
34	MAHONEY, Denzel	f	9-18	1-5	6-8	3	4	7	2	25	3	1	0	1	1	36
42	LAROS, Mark	c	2-4	0-0	1-1	4	0	4	1	5	0	1	0	1	1	13
02	DALTON, Jonathan	g	1-2	0-0	0-0	0	1	1	1	2	7	4	0	2	35	
03	KOWALSKI, Ray	g	4-10	3-5	1-1	1	1	2	1	11	0	0	0	0	22	
23	SIMMONS, Daniel	g	5-15	0-3	1-2	1	2	3	4	11	3	1	1	1	34	
04	VRANES, Milos		1-3	1-3	0-0	0	5	5	1	3	2	0	0	0	13	
15	LEWIS, Donnie		0-0	0-0	0-0	0	0	0	4	0	3	0	0	0	9	
20	CARPENTER, Justin		7-9	0-1	3-5	2	4	6	3	17	0	0	1	0	32	
25	BREWER, Ledarrius		7-14	4-8	2-2	2	4	6	3	20	1	2	1	1	31	
Team						0	3	3								
Totals			36-75	9-25	14-19	13	24	37	20	95	20	9	4	6	225	
FG % 1st Half: 15-31 48.4% 2nd half: 15-35 42.9% OT: 6-9 66.7% Game: 36-75 48.0% Rebounds																
3FG % 1st Half: 3-11 27.3% 2nd half: 3-8 37.5% OT: 3-6 50.0% Game: 9-25 36.0% Deadballs																

FG % 1st Half: 15-31 48.4% 2nd half: 15-35 42.9% OT: 6-9 66.7% Game: 36-75 48.0%
3FG % 1st Half: 3-11 27.3% 2nd half: 3-8 37.5% OT: 3-6 50.0% Game: 9-25 36.0%
FT % 1st Half: 6-8 75.0% 2nd half: 7-8 87.5% OT: 1-3 33.3% Game: 14-19 73.7%

Louisiana Tech 96 • 2-0

#	Player	FG	Total	3-Ptr	FG	FTA	Off	Def	TP	PF	TP	A	T	Blk	Stl	Min
22	WASHINGTON, Jy'lan	f	3-7	1-3	0-0	0	3	3	1	7	2	0	0	0	0	27
05	WHITE, Joniah	c	2-3	0-0	2-2	2	3	5	1	6	2	2	3	0	0	29
00	BOYKINS, Jacob	g	3-10	1-7	2-2	1	6	7	4	9	0	0	0	1	0	28
02	HARRIS, Jalen	g	7-13	1-4	11-14	1	7	8	2	26	5	3	2	0	36	
04	BRACEY, Daquan	g	8-13	1-2	3-4	0	5	5	2	20	4	4	0	0	37	
01	JEAN, Derric		4-6	2-4	4-6	0	1	1	3	14	3	0	1	0	30	
11	PEMBERTON, Jacobly		1-1	0-0	2-2	1	1	2	4	0	0	1	0	1	9	
21	CHRISTON, Exavian		1-3	0-1	0-0	1	0	1	0	2	0	0	0	0	13	
35	POWELL, Oliver		2-4	0-0	4-4	0	4	4	2	8	0	0	1	0	16	
Team						1	0	1								
Totals			31-60	6-21	28-34	7	30	37	17	96	16	9	8	1	225	
FG % 1st Half: 14-29 48.3% 2nd half: 12-16 45.2% OT: 5-5 100.0 Game: 31-51 57.7% Rebounds																
3FG % 1st Half: 1-9 11.1% 2nd half: 5-14 35.7% OT: 1-1 100.0 Game: 6-21 28.6% Def																
FTG % 1st Half: 10-10 100% 2nd half: 10-11 90.9% OT: 10-10 100.0 Game: 10-10 100.0																

FG % 1st Half: 14-29 48.3% 2nd half: 12-26 46.2% OT: 5-5 100.0% Game: 31-60 51.7%
3FG % 1st Half: 1-7 14.3% 2nd half: 5-14 35.7% OT: 0-0 0.0% Game: 10-24 41.7%
FT % 1st Half: 10-10 100.0% 2nd half: 11-14 78.6% OT: 7-10 70.0% Game: 28-34 82.4%

Officials: Ray Natili, Bret Smith, Nomi Kidwai
Technical fouls: Southeast Missouri-TEAM. Louisiana Tech-None.
Attendance: 2456

Score by periods	1st	2nd	OT	Total
Southeast Missouri	39	40	16	95
Louisiana Tech	39	40	17	96

Last FG - SEMO OT-00:00, TECH OT-01:18.
Largest lead - SEMO by 3 1st-10:49, TECH by 7 OT-03:24.
SEMO led for 06:14. TECH led for 32:29. Game was tied for 06:17.

Score tied - 13 times.
Lead changed - 10 times.

GAME 3

EVANSVILLE 66, SOUTHEAST MISSOURI 50

Nov. 16, 2017 • Ford Center • Evansville, Ind.

SEMO 50 • 1-2

#	Player	Total			3-Ptr			Rebounds			PF	TP	A	T	Blk	Stl	Min
		FG	FGA	FT	FTA	Off	Def	Tot									
34	MAHONEY, Denzel	f	1-7	1-4	0-0	0	5	5	2	3	1	2	1	1	1	26	
42	LAROS, Mark	c	0-0	0-0	1-2	0	0	0	3	1	0	2	1	0	1	13	
02	DALTON, Jonathan	g	2-4	0-2	0-0	2	1	3	2	4	5	3	0	3	30		
03	KOWALSKI, Ray	g	2-4	1-2	0-0	0	3	3	2	5	0	4	0	0	25		
23	SIMMONS, Daniel	g	3-3	1-1	2-2	0	2	2	1	9	1	0	0	0	16		
04	VRANES, Milos		6-11	3-6	1-2	3	7	10	3	16	0	1	0	0	28		
13	GABLE, Isaiah		1-3	0-1	0-0	0	2	2	1	2	1	0	0	0	13		
15	LEWIS, Donnie		0-0	0-0	0-0	0	0	0	2	0	0	0	0	1	10		
20	CARPENTER, Justin		1-4	0-1	0-0	0	1	1	3	2	0	3	1	0	14		
25	BREWER, Ledarrius		3-12	2-8	0-2	0	3	3	5	8	1	3	2	0	25		
Team						0	2	2									
Totals			19-48	8-25	4-8	5	26	31	24	50	9	18	5	5	200		

FG 1st Half:	8-20	40.0%	2nd half:	11-28	39.3%	Game:	19-48	39.6%	Deadball
3FG 1st Half:	3-13	23.1%	2nd half:	5-12	41.7%	Game:	8-25	32.0%	Rebounds
FT 1st Half:	2-4	50.0%	2nd half:	2-4	50.0%	Game:	4-8	50.0%	4

FG % 1st Half: 8-20 40.0% 2nd half: 11-28 39.3% Game: 19-48 39.6%
3FG % 1st Half: 3-13 23.1% 2nd half: 5-12 41.7% Game: 8-25 32.0%
FT % 1st Half: 2-4 50.0% 2nd half: 2-4 50.0% Game: 4-8 50.0%

Evansville 66 • 3-0

#	Player	Total				3-Ptr				Rebounds				PF	TP	A	T	Blk	Stl	Min
		FG	FGA	FT	FTA	Off	Def	Off	Def	Tot										
50	Simmons, Blake	f	3-6	3-5	2-2	0	4	4	2	11	0	1	0	0	34					
15	Traore, Dalen	c	0-0	0-0	2-2	1	3	4	1	2	0	0	0	0	13					
00	Taylor, Ryan	g	4-18	3-10	6-6	0	3	3	1	17	2	0	0	1	38					
12	Smith, Dru	g	5-6	2-2	5-6	0	6	6	3	17	9	5	1	1	38					
25	Gibson, Duane	g	4-7	0-0	0-0	0	3	3	0	8	1	1	0	0	21					
05	Hainna, Solomon	c	0-1	0-0	7-10	0	1	1	3	7	0	0	0	0	21					
10	Kuhlmann, Evan	g	1-1	0-0	0-0	0	0	0	0	0	0	0	0	1	1					
14	Chatkevicius, Dainiui	c	0-2	0-0	0-0	1	0	1	1	1	0	0	1	0	0					
30	Frederking, Noah	c	0-0	0-0	0-0	0	0	0	0	0	0	0	0	0	2					
33	Riley, K.J.	g	1-1	0-1	0-0	1	2	3	0	0	0	1	0	1	0					
35	Hall, John	c	2-3	0-0	0-1	0	0	0	3	4	0	0	1	0	17					
	Team					1	2	3												
Totals			18-45	8-18	22-27	4	24	28	14	66	12	10	2	5	200					
FG % 1st Half: 13-26		50.0%	2nd half: 5-19		26.3%	Game: 18-45		40.0%	Deadball											
3FG % 1st Half: 5-9		55.6%	2nd half: 3-9		33.3%	Game: 8-18		44.4%	Rebound											
FT % 1st Half: 71.4%			2nd half: 17-20		85.0%	Game: 22-27		81.5%												

Southeast Missouri State REDHAWKS

BOX SCORES

GAME 5

MONTANA STATE 88, SOUTHEAST MISSOURI 82

Nov. 22, 2017 • Hard Rock Riviera Maya • Cancun, Mexico

SEMO 82 • 2-3

#	Player	Total		3-Ptr		Rebounds		PF	TP	A	T	Blk	Stl	Min	
		FG-FG%	F-GA	FG-FG%	F-GA	Off	Def								
42	LAROS, Mark	f	1-1	0-0	0-0	1	2	3	1	2	0	0	1	0	14
02	DALTON, Jonathan	f	3-4	1-1	5-6	0	2	2	3	12	6	5	0	1	35
03	KOWALSKI, Ray	g	1-4	0-2	1-1	0	0	0	2	3	1	2	0	0	18
23	SIMMONS, Daniel	g	3-7	1-2	5-7	0	4	4	5	12	1	1	0	1	24
34	MAHONEY, Denzel	g	10-14	1-2	6-8	1	5	6	3	27	0	1	0	0	33
04	VRANES, Milos		4-6	0-1	0-0	2	2	4	2	8	2	1	0	1	21
15	LEWIS, Donnie		0-1	0-1	0-0	0	1	1	1	0	0	0	0	0	5
20	CARPENTER, Justin		3-6	0-1	3-4	4	4	8	4	9	1	2	0	1	25
25	BREWER, Ledarius		4-8	1-5	0-0	0	2	2	5	9	0	3	0	1	25
Team						0	1	1							
Totals			29-51	4-15	20-26	8	23	31	26	82	11	15	1	5	200
FG % 1st Half: 13-26		50.0%	2nd half: 16-25		64.0%	Game: 29-51		56.9%	Deadball		Rebounds				
3FG % 1st Half: 0-6		0.0%	2nd half: 4-9		44.4%	Game: 4-15		26.7%							
FT % 1st Half: 8-10		80.0%	2nd half: 12-16		75.0%	Game: 20-26		76.9%							

MONTANA STATE 88 • 4-2

#	Player	FG-Total		3-Ptr		Rebounds			PF	TP	A	T	Blk	Stl	Min
		FG	F-GA	FG	FT-GA	Off	Def	Total							
02	BLEVINS, Keljin	f	2-4	0-0	3-6	1	4	5	0	7	3	0	1	0	29
04	NEUMANN, Sam	f	2-2	0-0	4-5	1	1	2	4	8	0	0	0	0	14
03	HALL, Tyler	g	11-19	8-15	4-4	1	3	4	2	34	0	0	1	0	36
05	FREY, Harald	g	3-10	0-3	2-3	0	1	1	2	8	5	2	0	2	29
10	KLINES, Devonte	g	1-2	0-0	0-1	1	2	3	3	2	4	0	0	2	26
00	GREEN, Zach		1-2	0-0	3-4	0	1	1	3	5	0	0	0	0	12
01	MVUEZOLO JR., Joe		2-4	0-0	0-0	2	0	2	3	4	0	1	0	0	7
13	BONTON, Isaac		3-6	0-1	6-6	0	0	0	4	12	1	1	0	1	22
22	FREY, Konner		2-5	0-1	2-3	1	5	6	3	6	1	2	0	1	21
44	SCHULTZ, Luke		0-0	0-0	2-2	2	0	2	0	2	0	0	0	0	4
Team						0	0	0							
Totals			27-54	8-20	26-34	9	17	26	24	88	12	11	2	6	200
FG % 1st Half: 14-27		51.9%	2nd half: 13-27		48.1%	Game: 27-54		50.0%	Deadball Rebounds						
3FG % 1st Half: 5-10		50.0%	2nd half: 3-10		30.0%	Game: 8-20		40.0%	3						
FT % 1st Half: 8-10		80.0%	2nd half: 18-24		75.0%	Game: 26-34		76.5%							

Officials: Mark Maslona, Freddie Williams, Geoff Vejelsky
Technical fouls: SEMO=None, MONTANA STATE=None.
Attendance:
Cancun Challenge - Mayan Division: Championship Game

Score by periods	1st	2nd	Total
SEMO	34	48	82
MONTANA STATE	41	47	88

Points	In Paint	Off T/O	2nd Chance	Fast Break	Bench
SEMO	44	17	13	6	26
MSU	28	13	8	7	29

GAME 6

N.C. CENTRAL 77, SOUTHEAST MISSOURI 70

Nov. 26, 2017 • Show Me Center • Cape Girardeau, Mo.

N.C. Central 77 • 3-5

#	Player		Total		3-Ptr		Rebounds			PF	TP	A	T	Blk	Stl	Min												
			FG	F-GA	FG	F-GA	FT	Off	Def								Total											
02	DOUGLAS, Zacarry	f	1-3	1-2	0-2	0	6	6	1	3	0	0	1	1	1	23												
05	GARDNER JR, Reggie	f	3-12	1-8	3-4	0	1	1	3	10	1	1	0	1	0	30												
02	DAVIS, Raasean	c	9-12	0-0	2-5	2	8	10	4	20	0	0	1	1	1	34												
01	WIGGINS, C.J.	g	4-8	3-4	0-1	0	2	2	0	11	3	2	0	0	0	33												
03	GOLDSMITH, Brandon	g	0-0	0-0	2-2	1	1	2	1	2	0	0	0	0	0	8												
00	MCKNIGHT JR, Larry		0-1	0-1	0-0	0	1	1	1	0	0	0	0	0	0	6												
04	PERKINS, Jordan		5-10	0-2	3-4	0	3	3	4	13	7	4	0	2	33													
11	JONES, Alston		3-4	0-0	2-2	0	1	1	4	8	1	3	0	0	0	10												
13	RIVAS, Pablo		2-3	2-2	2-2	0	2	2	3	8	0	0	1	1	2	18												
22	REID, Dominique		1-1	0-0	0-0	0	1	1	1	2	0	1	1	0	1	5												
							1		4																			
Totals			28-54		7-19		14-22		4		30		34		22		77		12		12		4		7		200	
FG % 1st Half: 16-29			55.2%		2nd half: 12-25			48.0%			Game: 28-54			51.9%			Deadball Rebounds											
3FG % 1st Half: 3-11			27.3%		2nd half: 4-8			50.0%			Game: 7-19			36.8%			3											
FT % 1st Half: 6-6			100.0		2nd half: 8-16			50.0%			Game: 14-22			63.6%														

Southeast Missouri 70 • 2-4

#	Player	FG-Total		3-Ptr		Rebounds			PF	TP	A	T	Blk	Stl	Min
		FG	F-GA	FG	FT-GA	Off	Def	Total							
04	VRANES, Milos	f	1-6	1-3	0-0	1	6	7	2	3	0	4	0	0	19
20	CARPENTER, Justin	f	5-10	1-2	3-5	4	7	11	3	14	1	0	0	0	27
02	DALTON, Jonathan	g	1-3	0-1	3-4	0	3	3	4	5	1	0	2	0	29
25	BREWER, Ledarius	g	3-12	1-4	2-2	1	1	2	4	9	0	2	0	1	28
34	MAHONEY, Denzel	g	6-19	1-7	2-2	2	3	5	4	15	1	2	0	0	33
03	KOWALSKI, Ray		1-2	0-1	2-2	0	1	1	0	4	1	1	0	0	16
13	GABLE, Isaiah		0-0	0-0	0-0	0	0	0	0	0	0	0	0	0	0
15	LEWIS, Donnie		0-0	0-0	1-2	0	1	0	1	0	0	0	0	0	9
23	SIMMONS, Daniel		4-9	1-2	6-8	2	2	4	1	15	2	2	0	2	26
42	LAROS, Mark		1-2	0-0	2-2	2	2	4	0	4	1	0	0	1	13
Team						2	2	4							
Totals			22-63	5-20	21-27	15	27	42	18	70	11	12	0	7	200
FG % 1st Half: 11-29		37.9%	2nd half: 11-34		32.4%	Game: 22-63		34.9%	Deadball Rebounds 2						
3FG % 1st Half: 2-8		25.0%	2nd half: 3-12		25.0%	Game: 5-20		25.0%							
FT % 1st Half: 8-12		66.7%	2nd half: 13-15		86.7%	Game: 21-27		77.8%							

Officials: Steve Divine, Collin Dotson, Brad Fritsch
Technical fouls: N.C. Central-JONES, Alston, Southeast Missouri=None.
Attendance: 645

Score by periods	1st	2nd	Total
N.C. Central	41	36	77
Southeast Missouri	32	38	70

Points	In Paint	Off T/O	2nd Chance	Fast Break	Bench
NCCUM	36	9	4	2	31
SEMO	26	16	13	4	24

GAME 7

SOUTHEAST MISSOURI 83, HANNIBAL-LAGRANGE 59

Nov. 28, 2017 • Show Me Center • Cape Girardeau, Mo.

Hannibal-LaGrange 59 • 1-4

#	Player	Total		3-Ptr		Rebounds		PF	TP	A	T	Blk	Stl	Min	
		FG-FGA	FG-FGA	FT-FTA	Off	Def	Total								
21	HUEITT, Tyrone	f	6-10	0-1	1-2	0	0	0	3	13	0	3	2	0	29
23	SMITH, Brady	f	9-13	2-3	1-2	2	2	4	2	21	3	3	2	1	31
01	PACE, Tim	g	4-11	0-3	1-3	0	5	5	2	9	3	3	1	1	30
03	ELBE, Lincoln	g	1-7	0-5	0-0	0	2	2	1	2	4	1	1	2	30
04	EARLY, Demetrius	g	2-6	2-5	2-4	1	7	8	2	8	1	1	0	0	30
00	INGLE, Adam		0-1	0-0	0-0	0	1	1	0	0	0	1	0	0	6
02	THEBEAU, Clay		0-0	0-0	0-0	1	0	1	1	0	0	2	0	0	4
05	ISON, Trevor		3-7	0-0	0-1	2	2	4	5	6	0	1	0	0	15
12	ISON, Tyler		0-1	0-0	0-0	0	0	0	0	0	0	0	0	1	2
13	OGALAT, Bruce		0-1	0-0	0-0	1	1	2	0	0	0	0	0	0	2
14	PLUNKETT, Reed		0-1	0-1	0-0	0	0	0	0	0	1	1	0	0	5
24	HIVELY, Izack		0-0	0-0	0-0	1	0	1	3	0	1	2	0	0	16
Team						1	4	5							
Totals			25-58	4-18	5-12	9	24	33	19	59	13	18	6	5	200

Southeast Missouri State RED HAWKS

BOX SCORES

GAME 9

SOUTHEAST MISSOURI 91, UMKC 87

Dec. 6, 2017 • Show Me Center • Cape Girardeau, Mo.

UMKC 87 • 3-7

#	Player	Total		3-Ptr		Rebounds			PF	TP	A	TO	Blk	Stl	Min				
		FG-FGA	FG-FGA	FT-FTA	Off	Def	Tot												
05	Giles, Jordan	f	1-3	0-2	0-0	0	2	2	3	2	0	1	0	1	14				
30	Leek, Aleer	f	1-3	1-1	0-0	2	3	5	4	3	0	1	5	0	16				
00	Bishop, Xavier	g	5-10	1-3	7-11	1	0	1	5	18	5	3	0	0	31				
02	Ross, Isaiah	g	2-12	2-6	0-0	1	0	1	3	6	3	2	0	1	27				
10	Robinson, Broderick	g	8-19	5-10	3-3	2	8	10	2	24	3	1	0	2	39				
01	Smith, Marco	g	1-3	0-1	0-0	1	0	1	3	2	4	0	0	0	16				
03	McKissic, Brandon	g	3-7	3-4	0-0	0	6	6	4	9	0	1	1	0	20				
14	Ahmed, Mo	g	0-0	0-0	0-0	0	0	0	0	0	0	0	0	0	0+				
15	Knar, Robert	g	1-1	0-0	0-0	0	1	1	0	2	0	0	0	0	2				
25	Dulley, Steve	g	3-5	0-1	0-0	1	1	2	0	6	1	0	0	0	12				
33	Nesbitt Jr., Marvin	g	6-9	3-4	0-0	4	2	6	1	15	1	0	0	0	23				
	Team					4	2	6											
Totals			31-72	15-34	10-14	16	25	41	25	87	17	9	6	4	200				
FG % 1st Half: 14-38 36.8%		2nd half: 17-34 50.0%		Game: 31-72 43.1%		3FG % 1st Half: 4-13 30.8%		2nd half: 8-18 44.4%		Game: 15-34 44.1%		FT % 1st Half: 2-3 66.7%		2nd half: 8-11 72.7%		Game: 10-14 71.4%		Deadball Rebounds 1	

Southeast Missouri 91 • 5-4

#	Player	Total		3-Ptr		Rebounds			PF	TP	A	TO	Blk	Stl	Min				
		FG-FGA	FG-FGA	FT-FTA	Off	Def	Tot												
04	VRANES, Milos	f	2-5	1-3	0-1	1	6	7	3	5	1	2	1	0	24				
20	CARPENTER, Justin	f	5-12	0-1	4-6	5	6	11	0	14	2	1	3	1	25				
02	DALTON, Jonathan	g	0-2	0-0	3-4	1	1	2	3	10	2	0	2	0	34				
25	BREWER, Ledarius	g	4-11	1-4	0-0	1	0	1	2	9	1	0	1	0	16				
34	MAHONEY, Denzel	g	5-7	3-3	4-5	0	3	3	4	17	1	4	0	0	30				
01	DUFFUS, Dondre	g	2-5	0-1	2-2	0	0	0	1	6	2	0	0	0	10				
03	KOWALSKI, Ray	g	5-7	4-5	2-2	1	2	3	1	16	1	0	0	0	25				
13	GABLE, Isaiah	g	1-2	1-1	0-0	0	0	0	0	3	0	0	0	0	9				
15	LEWIS, Donnie	g	0-0	0-0	0-0	1	1	2	1	0	0	0	0	0	6				
23	SIMMONS, Daniel	g	4-7	2-4	8-10	0	3	3	1	18	3	1	0	0	21				
	Team					1	6	7											
Totals			28-58	12-22	23-30	11	28	39	15	91	21	10	5	3	200				
FG % 1st Half: 15-30 50.0%		2nd half: 13-28 46.4%		Game: 28-58 48.3%		3FG % 1st Half: 8-12 66.7%		2nd half: 4-10 40.0%		Game: 12-22 54.5%		FT % 1st Half: 10-13 76.9%		2nd half: 13-17 76.5%		Game: 23-30 76.7%		Deadball Rebounds 1	

Officials: Gene Grimshaw, Boyd Copeland, Chris Koopman
Technical fouls: UMKC-None. Southeast Missouri-None.
Attendance: 1586

Score by periods	1st	2nd	Total
UMKC	37	50	87
Southeast Missouri	48	43	91

Points	In	Off	2nd	Fast	Bench
UMKC	30	17	17	0	34
SEMO	28	15	13	4	43

GAME 10

SOUTHEAST MISSOURI 75, SOUTHERN ILLINOIS 69

Dec. 9, 2017 • SIU Arena • Carbondale, Ill.

Southeast Missouri State 75 • 6-4

#	Player	Total		3-Ptr		Rebounds			PF	TP	A	TO	Blk	Stl	Min				
		FG-FGA	FG-FGA	FT-FTA	Off	Def	Tot												
02	DALTON, Jonathan	*	0-1	0-1	4-6	0	0	0	1	4	4	0	0	0	34				
04	VRANES, Milos	*	4-7	2-3	4-6	2	4	6	3	14	0	1	0	1	22				
23	SIMMONS, Daniel	*	4-11	2-6	2-4	2	4	6	4	12	3	3	0	2	22				
25	BREWER, Ledarius	*	4-8	2-4	3-3	0	3	3	1	13	2	0	0	1	25				
34	MAHONEY, Denzel	*	6-12	3-4	3-6	2	2	4	4	18	0	3	0	1	33				
01	DUFFUS, Dondre		2-2	1-1	3-4	0	5	5	4	8	0	4	0	3	17				
03	KOWALSKI, Ray		0-3	0-2	0-0	0	2	2	1	0	0	0	0	0	17				
13	GABLE, Isaiah		2-6	2-5	0-1	0	1	1	1	6	0	0	0	0	20				
15	LEWIS, Donnie		0-0	0-0	0-0	0	0	0	1	0	0	0	0	0	10				
	Team					1	6	7											
Totals			22-50	12-26	19-30	7	27	34	20	75	9	11	0	8	200				
FG % 1st Half: 13-25 52.0%		2nd half: 9-25 36.0%		Game: 22-50 44.0%		3FG % 1st Half: 6-12 50.0%		2nd half: 6-14 42.9%		Game: 12-26 46.2%		FT % 1st Half: 7-11 63.6%		2nd half: 12-19 63.2%		Game: 19-30 63.3%		Deadball Rebounds 5	
Southwest Virginia 60 - 64																			

Southern Illinois 69 • 4-4

#	Player		Total		3-Ptr		Rebounds			PF	TP	A	TO	Blk	Stl	Min			
			FG	FTA	FG	FTA	Off	Def	Tot										
33	Pippen,Kavion	c	3-5	0-0	0-0	3	2	5	1	6	0	1	2	0	18				
00	Wiley,Jonathan	g	1-7	0-0	0-2	2	3	5	1	2	1	1	3	0	20				
03	Bartley,Marcus	g	1-7	1-5	0-0	0	6	6	4	3	6	2	0	0	38				
13	Lloyd,Sean	g	5-9	3-3	2-2	1	5	6	5	15	1	2	1	0	28				
22	Fletcher,Armon	g	3-6	0-1	4-7	1	7	8	4	10	1	4	0	1	28				
04	McGill,Eric	g	2-8	1-3	0-2	2	1	3	3	5	1	2	0	1	22				
10	Cook,Aaron	g	6-11	4-9	2-2	1	0	1	1	18	3	2	0	0	26				
11	Smithpeters,Tyler	g	3-8	2-7	0-0	0	0	0	3	8	2	0	0	1	16				
24	Stradnieks,Rudy	g	1-2	0-0	0-0	2	0	2	1	2	0	1	0	0	4				
	Team					2	3	5											
Totals			25-63	11-28	8-15	14	27	41	23	69	15	15	6	3	200				
FG % 1st Half: 9-32 28.1%			2nd half: 16-31 51.6%			Game: 25-63 39.7%			3FG % 1st Half: 2-13 15.4%			2nd half: 9-15 60.0%			Game: 11-28 39.3%			Deadball Rebounds 4	
FT % 1st Half: 5-8 62.5%			2nd half: 3-7 42.9%			Game: 8-15 53.3%													

Officials: Randy Heimerman, David Stevens, Ervin Wilson
Technical fouls: Southeast Missouri State-None. Southern Illinois-None.
Attendance: 4493

Score by periods	1st	2nd	Total
Southeast Missouri State	39	36	75
Southern Illinois	25	44	69

Points	In	Off	2nd	Fast	Bench
SEMO	18	16	16	6	2
SIU	26	13	12	0	33

GAME 11

KANSAS STATE 89, SOUTHEAST MISSOURI 71

Dec. 16, 2017 • Bramlage Coliseum • Manhattan, Kan.

SE Missouri State 71 • 6-5

#	Player	Total		3-Ptr		Rebounds		PF	TP	A	TO	Blk	Stl	Min					
		FG-FGA	FG-FGA	FT-FTA	Off	Def	Tot												
04	VRANES, Milos	r	3-4	2-3	0-0	1	5	6	2	8	1	2	0	19					
20	CARPENTER, Justin	r	6-13	0-3	1-1	3	1	4	0	13	2	1	0	27					
02	DALTON, Jonathan	g	2-4	1-2	0-0	0	2	2	5	4	3	0	1	29					
25	BREWER, Ledarius	g	0-5	0-2	0-0	0	4	4	2	0	2	0	0	22					
34	MAHONEY, Denzel	g	6-9	2-3	9-9	0	1	1	2	23	0	1	0	30					
01	DUFFUS, Dondre	g	1-3	1-1	0-0	0	0	0	4	3	1	2	0	16					
13	GABLE, Isaiah	g	1-4	0-2	0-0	0	0	0	2	2	0	0	0	12					
15	LEWIS, Donnie	g	0-0	0-0	0-0	0	0	0	2	0	2	0	0	12					
23	SIMMONS, Daniel	g	6-15	5-9	0-0	0	1	1	17	4	0	0	0	33					
	Team					1	0	1											
Totals			25-57	11-25	10-10	5	14	19	16	71	16	9	0	4	200				
FG % 1st Half: 12-25 48.0%		2nd half: 13-32 40.6%		Game: 25-57 43.9%		3FG % 1st Half: 6-12 50.0%		2nd half: 5-13 38.5%		Game: 11-25 44.0%		FT % 1st Half: 9-9 100.0		2nd half: 1-1 100.0		Game: 10-10 100.0		Deadball Rebounds 0	

Kansas State 89 • 9-2

#	Player		Total		3-Ptr		Rebounds				PF	TP	A	TO	Blk	Stl	Min
			FG-FG	FG-FGA	FT-FTA	Off	Def	Total									
14	MAWIEN, Makol	f	5-6	1-1	0-0	2	2	4	1	11	1	0	1	0	21		
20	SNEED, Xavier	r	9-10	4-5	1-1	0	7	7	1	23	2	0	0	0	26		
32	WADE, Dean	r	7-8	0-1	5-8	0	3	3	3	19	1	2	0	1	19		
03	STOKES, Kamau	g	5-10	2-5	0-0	1	4	5	1	12	9	0	1	3	33		
05	BROWN, Barry	g	3-10	1-5	0-0	1	3	4	0	7	7	2	1	3	37		
01	SALLAH, Mawdo		0-1	0-0	0-0	0	1	1	0	1	1	1	1	0	5		
02	DIARRA, Cartier		0-1	0-0	0-0	0	0	0	0	0	0	0	0	0	4		
11	PATRICK, Brian		3-5	1-3	0-0	0	1	2	7	1	0	0	0	0	17		
12	SCHOEN, Mason		0-1	0-0	0-0	0	0	0	0	0	0	0	0	0	2		
23	WAINRIGHT, Amaad		2-3	2-3	1-4	4	5	9	0	7	3	0	0	0	24		
24	MCATEE, Pierson		0-0	0-0	0-0	0	0	0	0	0	0	0	0	1	1		
34	STOCKARD III, Levi		1-1	0-0	1-2	0	0	0	0	3	0	0	0	0	7		
40	KINNAMON, Kade		0-0	0-0	0-0	0	0	0	0	0	0	0	1	0	1		
45	SHADD, Nigel		0-0	0-0	0-1	1	0	1	0	0	0	0	0	0	3		
	Team					1	1	2									
Totals			35-56	11-23	8-16	10	27	37	9	89	25	11	4	5	200		
FG 1st Half: 22-32 68.8% 2nd half: 13-24 54.2% Game: 35-56 62.5% Deadball																	
3FG 1st Half: 6-10 60.0% 2nd half: 5-13 38.5% Game: 11-23 47.8% Rebounds																	
FT 1st Half: 3-7 42.9% 2nd half: 5-9 55.6% Game: 8-16 50.0% 5																	

Southeast Missouri State RED HAWKS

BOX SCORES

GAME 13

SAINT LOUIS 78, SOUTHEAST MISSOURI 48

Dec. 22, 2017 • Chaifetz Arena • St. Louis, Mo.

Southeast Missouri 48 • 6-7

#	Player	Total		3-Ptr		Rebounds			PF	TP	A TO Blk Stl					Min
		FG-FGA	FG-FGA	FT-FTA	FT-FTA	Off	Def	Tot								
04	VRANES, Milos	f	3-4	1-2	0-0	1	1	2	2	7	0	1	0	0	0	19
34	MAHONEY, Denzel	f	3-9	1-4	5-8	1	3	4	2	12	1	1	0	0	0	30
20	CARPENTER, Justin	c	0-5	0-1	4-4	2	5	7	1	4	1	0	1	0	18	
02	DALTON, Jonathan	g	1-1	0-0	0-0	0	3	3	0	2	4	2	0	1	29	
25	BREWER, Ledarius	g	4-12	0-2	0-0	1	1	2	1	8	1	2	0	2	23	
03	KOWALSKI, Ray	g	0-5	0-4	0-0	0	0	0	0	1	0	0	0	0	9	
13	GABLE, Isaiah	g	1-6	1-4	0-0	0	1	1	2	3	0	2	0	0	17	
15	LEWIS, Donnie	g	0-0	0-0	0-0	0	0	0	1	0	0	1	0	0	18	
30	SIMMONS, Daniel	g	3-6	2-4	0-0	1	1	2	1	8	2	1	0	0	22	
42	LAROS, Mark	g	2-5	0-0	0-0	1	2	3	1	4	0	1	0	0	15	
Team						4	0	4								
Totals			17-53	5-21	9-12	11	17	28	11	48	10	11	1	3	200	

FG % 1st Half: 8-25 32.0% 2nd half: 9-28 32.1% Game: 17-53 32.1%
3FG % 1st Half: 1-11 9.1% 2nd half: 4-10 40.0% Game: 5-21 23.8%
FT % 1st Half: 6-6 100.0 2nd half: 3-6 50.0% Game: 9-12 75.0%

Saint Louis 78 • 7-6

#	Player	Total		3-Ptr		Rebounds			PF	TP	A TO Blk Stl					Min
		FG-FGA	FG-FGA	FT-FTA	FT-FTA	Off	Def	Tot								
20	JOHNSON, Jalen	f	1-5	1-4	0-0	0	3	3	3	2	1	0	0	0	29	
22	FRENCH, Hasahn	f	2-6	0-0	1-2	3	4	7	2	5	4	1	0	1	29	
00	GOODWIN, Jordan	g	9-13	1-2	1-1	2	6	8	3	20	2	3	0	1	33	
03	BESS, Javon	g	6-10	0-1	2-3	3	7	10	2	14	5	1	1	1	32	
05	ROBY, Davell	g	9-15	4-8	1-1	0	2	2	1	23	3	1	0	2	32	
01	FOREMAN, D.J.	g	0-1	0-0	0-0	0	0	0	0	0	0	0	1	0	8	
21	PSIMITS, Markos	g	0-1	0-1	0-0	0	0	0	0	0	0	0	0	0	3	
34	HINES, Aaron	g	5-7	2-4	0-0	0	1	1	2	12	1	1	0	1	20	
25	ANTHONY, Rashed	g	0-0	0-0	1-2	2	3	5	0	1	0	0	4	0	14	
Team						1	0	1								
Totals			32-58	8-20	6-9	11	26	37	13	78	17	9	6	6	200	

FG % 1st Half: 16-31 51.6% 2nd half: 16-27 59.3% Game: 32-58 55.2%
3FG % 1st Half: 2-10 20.0% 2nd half: 6-10 60.0% Game: 8-20 40.0%
FT % 1st Half: 1-2 50.0% 2nd half: 5-7 71.4% Game: 6-9 66.7%

Officials: Tim Nestor, Wally Rutecki, Brent Hampton
Technical fouls: Southeast Missouri-None, Saint Louis-None.
Attendance: 8021

Score by periods	1st	2nd	Total
Southeast Missouri	23	25	48
Saint Louis	35	43	78

Points	In	Off	2nd	Fast	Bench
SEMO	18	2	8	0	15
SLU	48	20	18	14	13

GAME 14

BELMONT 94, SOUTHEAST MISSOURI 72

Dec. 28, 2017 • Show Me Center • Cape Girardeau, Mo.

Belmont 94 • 9-5, 1-0 OVC

#	Player	Total		3-Ptr		Rebounds			PF	TP	A TO Blk Stl					Min
		FG-FGA	FG-FGA	FT-FTA	FT-FTA	Off	Def	Tot								
25	MERCER, Mack	f	4-5	0-1	0-0	2	3	5	4	8	2	0	0	0	14	
32	EGEKEZE, Amanze	f	7-7	3-3	4-4	0	3	3	2	21	0	0	0	1	24	
01	LUKE, Austin	g	0-0	0-0	0-0	0	0	0	4	0	8	2	1	1	24	
03	WINDLER, Dylan	g	6-9	3-6	1-2	1	8	9	1	16	4	1	3	1	34	
11	MCCLAIN, Kevin	g	5-12	1-4	1-2	3	3	6	1	12	2	4	0	0	35	
02	MURPHY, Grayson	g	2-5	0-2	0-0	0	2	2	0	4	2	0	0	1	10	
14	HOPKINS, Nick	g	7-13	7-11	0-0	0	3	3	3	21	0	1	0	0	28	
21	SAMPSON, Burton	g	0-0	0-0	2-2	0	0	0	0	2	1	0	0	0	5	
42	BENKERT, Michael	g	0-0	0-0	0-0	0	0	0	1	0	0	1	0	0	4	
41	HADDEN, Tyler	g	3-6	0-1	0-0	1	2	3	4	6	0	1	0	0	14	
50	ADELSPERGER, Seth	g	2-3	0-0	0-0	0	0	0	1	4	0	0	1	0	8	
Team						0	3	3								
Totals			36-60	14-28	8-10	7	27	34	21	94	21	10	5	4	200	

FG % 1st Half: 19-35 54.3% 2nd half: 17-25 68.0% Game: 36-60 60.0%
3FG % 1st Half: 8-16 50.0% 2nd half: 6-12 50.0% Game: 14-28 50.0%
FT % 1st Half: 1-2 50.0% 2nd half: 7-8 87.5% Game: 8-10 80.0%

Southeast Missouri 72 • 6-8, 0-1 OVC

#	Player	Total		3-Ptr		Rebounds			PF	TP	A TO Blk Stl					Min
		FG-FGA	FG-FGA	FT-FTA	FT-FTA	Off	Def	Tot								
34	MAHONEY, Denzel	f	5-13	2-5	7-10	5	3	8	2	19	1	1	0	2	32	
20	CARPENTER, Justin	c	2-7	0-1	0-0	2	0	2	2	4	0	0	0	0	19	
02	DALTON, Jonathan	g	1-4	0-0	1-3	0	2	2	0	3	6	1	0	2	31	
23	SIMMONS, Daniel	g	4-10	0-2	3-4	0	5	5	2	11	2	4	0	1	28	
25	BREWER, Ledarius	g	7-11	6-9	1-2	0	0	0	3	21	1	2	0	0	22	
03	KOWALSKI, Ray	g	1-3	0-2	0-0	0	0	0	0	2	1	1	0	1	9	
04	VRANES, Milos	g	0-2	0-1	0-0	1	1	2	1	0	1	1	0	0	8	
13	GABLE, Isaiah	g	2-6	1-3	3-4	1	3	4	2	8	0	0	0	0	23	
15	LEWIS, Donnie	g	0-0	0-0	0-0	0	0	0	0	1	0	1	0	1	9	
42	LAROS, Mark	g	2-3	0-0	0-0	3	2	5	1	4	0	2	0	0	19	
Team						0	1	1								
Totals			24-59	9-23	15-23	12	17	29	13	72	13	12	0	7	200	

FG % 1st Half: 11-25 44.0% 2nd half: 13-34 38.2% Game: 24-59 40.7%
3FG % 1st Half: 4-11 36.4% 2nd half: 5-12 41.7% Game: 9-23 39.1%
FT % 1st Half: 10-16 62.5% 2nd half: 5-7 71.4% Game: 15-23 65.2%

Officials: John St. Clair, Coy Gammon, Shane Staggs
Technical fouls: Belmont-None, Southeast Missouri-None.
Attendance: 1310

Score by periods	1st	2nd	Total
Belmont	47	47	94
Southeast Missouri	36	36	72

Points	In	Off	2nd	Fast	Bench
BEL	38	15	10	4	37
SEMO	16	13	16	4	14

GAME 15

SOUTHEAST MISSOURI 77, TENNESSEE STATE 65

Dec. 31, 2017 • Show Me Center • Cape Girardeau, Mo.

Tennessee State 65 • 5-8, 0-2 OVC

#	Player	Total		3-Ptr		Rebounds			PF	TP	A TO Blk Stl					Min
		FG-FGA	FG-FGA	FT-FTA	FT-FTA	Off	Def	Tot								
04	HAMILTON, K.	f	5-11	2-5	0-0	2	2	4	4	12	1	0	0	2	26	
21	MEKOWULU, Christian	f	3-7	0-0	2-3	1	2	3	3	8	1	2	2	2	25	
00	CHANEY, Armani	f	0-3	0-0	0-0	0	4	4	2	0	0	2	0	0	18	
01	SPENCER, Delano	g	6-18	4-11	1-1	0	3	3	1	17	1	1	0	2	32	
14	REDDICK, Darreon	g	3-6	0-1	5-5	0	1	1	3	11	1	3	0	1	25	
02	MCKNIGHT, Kamar	g	1-3	0-2	1-2	0	3	3	1	3	2	0	0	0	12	
10	DAVIS, Tripp	g	0-0	0-0	0-0	0	0	0	1	0	0	0	0	0	9	
22	CUMMINGS, Daniel	g	1-3	1-2	0-0	0	1	1	3	3	1	2	0	0	16	
30	CHAFFEE JR., Stokley	g	1-1	0-0	0-0	0	2	2	2	2	0	0	0	0	16	
34	DUKE, Jalen	g	4-4	1-1	0-0	1	2	3	0	9	1	0	0	0	21	
Team						1	2	3								
Totals			24-56	8-22	9-11	5	22	27	20	65	8	10	2	7	200	

FG % 1st Half: 10-27 37.0% 2nd half: 14-29 48.3% Game: 24-56 42.9%
3FG % 1st Half: 1-8 12.5% 2nd half: 7-14 50.0% Game: 8-22 36.4%
FT % 1st Half: 6-8 75.0% 2nd half: 3-3 100.0 Game: 9-11 81.8%

Southeast Missouri 77 • 7-8, 1-1 OVC

#	Player		Total			3-Ptr			Rebounds			PF	TP	A TO Blk Stl			Min
			FG-FGA	FG-FGA	FT-FTA	FT-FTA	Off	Def	Tot								
04	VRANES, Milos	f	4-7	3-6	1-2	1	5	6	1	12	2	3	0	1	21		
34	MAHONEY, Denzel	f	4-8	2-4	12-13	3	8	11	1	22	2	2	0	2	34		
20	CARPENTER, Justin	c	5-8	2-3	2-2	0	2	2	4	14	1	1	1	0	25		
02	DALTON, Jonathan	g	0-2	0-1	2-2	2	1	3	2	2	4	3	0	0	29		
25	BREWER, Ledarius	g	7-18	2-12	0-1	0	6	6	1	16	1	0	3	1	30		
03	KOWALSKI, Ray	g	0-2	0-2	0-0	0	2	2	1	0	1	0	0	0	9		
13	GABE, Isaiah		2-5	1-4	0-0	0	0	0	0	5	1	0	0	0	9		
15	LEWIS, Donnie		0-0	0-0	0-0	1	2	3	3	0	4	2	0	1	10		
23	SIMMONS, DANNIS		2-3	2-3	0-0	2	1	2	6	0	0	2	0	0	12		
42	LAROS, Mark		0-0	0-0	0-0	1	2	3	0	0	0	0	0	0	11		
	Team					2	0	2									

Southeast Missouri State REDHAWKS

BOX SCORES

GAME 17

AUSTIN PEAY 76, SOUTHEAST MISSOURI 71

Jan. 6, 2018 • Dunn Center • Clarksville, Tenn.

Southeast Missouri 71 • (7-10, 1-3 OVC)

#	Player	Total		3-Ptr		Rebounds		PF	TP	A	T	Blk	Stl	Min							
		FG	FGA	FG	FGA	FT	FTA														
04	VRANES, Milos	f	2-5	2-5	1-2	1	4	5	5	7	0	2	0	35							
20	CARPENTER, Justin	f	1-3	0-0	0-0	1	1	2	3	2	1	2	0	15							
02	DALTON, Jonathan	g	3-4	1-1	0-0	2	1	3	1	7	9	3	0	33							
25	BREWER, Ledarius	g	5-15	4-9	4-6	0	1	1	2	18	1	1	1	38							
34	MAHONEY, Denzel	g	7-11	4-6	6-6	1	5	6	3	24	0	3	1	26							
03	KOWALSKI, Ray		0-0	0-0	0-0	0	0	0	0	0	0	0	0	1							
15	LEWIS, Donnie		0-0	0-0	0-0	0	0	0	2	0	2	0	0	12							
23	SIMMONS, Daniel		5-10	0-3	1-3	0	2	2	3	11	1	1	0	22							
42	LAROS, Mark		1-3	0-0	0-0	2	1	3	2	2	0	0	0	13							
Team						0	1	1													
Totals			24-51	11-24	12-17	7	16	23	21	71	14	12	2	4							
FG % 1st Half: 10-26 38.5%		2nd half: 14-25 56.0%		Game: 24-51 47.1%		Deadball Rebounds 3															
3FG % 1st Half: 3-12 25.0%		2nd half: 8-12 66.7%		Game: 11-24 45.8%																	
FT % 1st Half: 4-7 57.1%		2nd half: 8-10 80.0%		Game: 12-17 70.6%																	

Austin Peay 76 • (9-7, 4-0 OVC)

#	Player	FG	FGA	3-Ptr	FG	FGA	FT	FTA	Off	Def	TP	PF	TP	A	T	Blk	Stl	Min
03	PORTER-BUNTON, Chri	f	3-11	2-7	3-4	1	2	3	4	11	1	1	0	2	35			
21	TAYLOR, Terry	f	9-14	2-6	9-11	9	5	14	1	29	1	2	0	0	23			
24	UGBA, Averyl	f	5-6	1-2	2-4	5	3	8	4	13	0	2	0	0	21			
01	IVORY, Tre'	g	3-9	0-2	0-0	1	3	4	0	6	6	3	0	0	33			
04	GUMM, Dayton	g	2-6	0-3	0-1	1	2	3	0	4	2	1	0	1	27			
00	McCarthy, Acodyan		0-0	0-0	0-0	0	0	0	0	0	0	1	0	0	1			
15	CUCAK, Ivan		0-0	0-0	0-0	0	0	0	0	2	0	0	0	0	1			
22	HENDERSON, Richard		2-5	0-0	0-0	2	1	3	3	4	0	2	0	0	6			
23	HARRIS, Steve		3-6	0-2	0-0	1	3	4	0	6	1	0	0	0	24			
25	GLOTTA, Zach		1-5	1-3	0-0	0	1	1	1	3	2	1	0	0	20			
Team						2	2	4										
Totals			28-62	6-25	14-20	22	22	44	15	76	13	13	0	4	200			
FG % 1st Half: 14-32 43.8%		2nd half: 14-30 46.7%		Game: 28-62 45.2%		Deadball Rebounds 2												
3FG % 1st Half: 4-16 25.0%		2nd half: 2-9 22.2%		Game: 6-25 24.0%														
FT % 1st Half: 4-6 66.7%		2nd half: 10-14 71.4%		Game: 14-20 70.0%														

Officials: Kevin Driver, Mike Grundman, Cody Crum

Technical fouls: Southeast Missouri-None. Austin Peay-None.

Attendance: 1825

Score by periods	1st	2nd	Total
Southeast Missouri	27	44	71
Austin Peay	36	40	76

Points	In	Off	2nd	Fast	Bench
SEMO	22	19	5	2	13
APSU	38	16	24	4	13

GAME 18

SOUTHEAST MISSOURI 78, MOREHEAD STATE 75

Jan. 11, 2018 • Show Me Center • Cape Girardeau, Mo.

Morehead State 75 • 4-12, 0-5 OVC

#	Player	FG	FGA	3-Ptr	FG	FGA	FT	FTA	Off	Def	Tot	PF	TP	A	T	Blk	Stl	Min
12	GREEN, Malek	f	2-3	0-0	3-3	3	3	6	3	7	0	0	0	0	0	0	0	20
13	HARRIS, Lamontay	f	7-14	1-4	0-0	1	9	10	2	15	1	3	0	0	0	0	31	
00	HICKS, A.J.	g	8-14	1-5	4-6	0	1	1	1	21	5	3	0	0	2	34		
02	WALKER, Jordan	g	2-7	0-3	5-7	1	2	3	4	9	3	1	0	2	37			
32	HENSON, Djimon	g	1-6	0-4	0-0	1	2	3	4	2	1	3	0	0	1	28		
01	KING, Londell		3-6	0-2	0-0	4	2	6	5	6	0	2	0	1	23			
04	COOPER, De'von		5-7	5-7	0-0	1	4	5	1	15	0	2	0	1	21			
10	CHATMAN, Alonzo		0-1	0-0	0-1	0	0	0	2	0	0	3	0	0	6			
Team						1	1	2										
Totals			28-58	7-25	12-17	12	24	36	22	75	10	17	0	6	200			
FG % 1st Half: 10-26 38.5%		2nd half: 18-32 56.3%		Game: 28-58 48.3%		Deadball Rebounds 1												
3FG % 1st Half: 3-11 27.3%		2nd half: 4-14 28.6%		Game: 7-25 28.0%														
FT % 1st Half: 5-7 71.4%		2nd half: 7-10 70.0%		Game: 12-17 70.6%														

Southeast Missouri 78 • 8-10, 2-3 OVC

#	Player		Total	3-Ptr	Rebounds				PF	TP	A	T	Blk	Stl	Min
			FG-FGA	FG-FTA	FT-FTA	Off	Def	Tot							
34	MAHONEY, Denzel	f	8-15	3-9	3-5	1	3	4	22	1	1	1	1	28	
42	LAROS, Mark	c	5-7	0-1	1-2	3	5	8	1	11	1	1	1	33	
05	DALTON, Jonathan	g	4-9	1-6	1-2	0	2	2	10	6	3	0	0	1	
15	LEWIS, Donnie	g	0-2	0-2	2-3	0	2	2	2	2	2	1	0	25	
25	BREWER, Ledarius	g	4-8	2-6	6-7	0	3	3	3	16	1	2	0	1	
20	CARPENTER, Justin		0-1	0-1	2-2	2	2	4	3	2	0	3	0	13	
23	SIMMONS, Daniel		5-9	2-4	3-4	1	2	3	5	15	0	2	0	1	
Team						1	3	4							
Totals			26-51	8-29	18-25	8	22	30	19	78	11	13	2	5	200
FG % 1st Half: 12-26 46.2%			2nd half: 14-25 56.0%			Game: 26-51 51.0%			Deadball Rebounds 0						
3FG % 1st Half: 6-17 35.3%			2nd half: 2-12 16.7%			Game: 8-29 27.6%									
FT % 1st Half: 7-9 77.8%			2nd half: 11-16 68.8%			Game: 18-25 72.0%									

Officials: John St. Clair, Coy Gammon, Darnell Spann

Technical fouls: Morehead State-None. Southeast Missouri-SIMMONS, Daniel; CARPENTER, Justin.

Attendance: 915

Score by periods	1st	2nd	Total
Morehead State	28	47	75
Southeast Missouri	37	41	78

Points	In	Off	2nd	Fast	Bench
MOR	36	21	8	6	21
SEMO	34	25	11	2	17

GAME 19

EASTERN KENTUCKY 91, SOUTHEAST MISSOURI 86

Jan. 13, 2018 • Show Me Center • Cape Girardeau, Mo.

Eastern Kentucky 91 • 8-11, 2-4 OVC

#	Player		Total		3-Ptr		Rebounds			PF	TP	A	T	Blk	Stl	Min
			FG	FGA	FG	FGA	FT	FTA	Off							
02	DISHMAN, DeAndre	f	7-13	0-0	3-3		2	2	4	1	17	0	2	1	0	28
10	MAYO, Nick	f	4-6	3-3	0-0		0	5	5	4	11	5	0	1	0	27
00	WEAVER, Dujuana	g	4-6	3-4	4-4		0	5	5	3	15	0	1	0	1	23
01	HOBBS, JacQuess	g	3-5	2-3	0-0		0	0	0	0	8	0	0	0	0	8
20	BOYD, Dedric	g	1-10	0-9	7-8		0	4	4	2	9	5	3	0	2	35
03	BROUGHTON, Peyton		2-5	1-2	0-0		1	0	1	0	5	2	0	0	0	15
04	AVARE, Dillon		0-3	0-3	0-0		0	1	1	1	0	2	2	0	0	18
05	YOUNGMAN, A.J.		2-3	2-3	0-0		0	1	1	5	6	0	2	0	0	18
12	CHARLES, Zach		1-1	0-0	0-0		0	3	3	3	2	1	0	0	0	1
13	DAVIS, Jackson		5-12	1-2	7-7		4	1	5	0	18	0	0	0	0	16
Team							0	0	0							
Totals				29-64	12-29	21-22	7	22	29	19	91	15	10	2	5	200
FG % 1st Half: 16-34 47.1%			2nd half: 13-30 43.3%			Game: 29-64 45.3%			Deadball Rebounds							
3FG % 1st Half: 8-15 53.3%			2nd half: 4-14 28.6%			Game: 12-29 41.4%										
FT % 1st Half: 4-4 100.0			2nd half: 17-18 94.4%			Game: 21-22 95.5%										

Southeast Missouri 86 • 8-11, 2-4 OVC

#	Player	Total		3-Ptr		Rebounds		PF	TP
---	--------	-------	--	-------	--	----------	--	----	----

Southeast Missouri State REDHAWKS

BOX SCORES

GAME 21

SOUTHEAST MISSOURI 86, EASTERN ILLINOIS 74

January 20, 2018 • Lantz Arena • Charleston, Ill.

Southeast Missouri 86 • 10-11, 4-4 OVC

#	Player	Total		3-Ptr	Rebounds				PF	TP	A	T	Blk	Stl	Min
		FG	FGA		Off	Def	Tot								
04	VRANES, Milos	f	1-7	1-5	0-0	1	1	2	0	3	3	0	0	0	20
20	CARPENTER, Justin	f	10-16	1-1	3-4	3	1	4	2	24	1	0	0	0	30
02	DALTON, Jonathan	g	2-8	2-6	4-4	0	2	2	2	10	6	1	0	2	37
25	BREWER, Ledarius	g	3-10	0-3	6-6	1	6	7	3	12	1	1	0	1	32
34	MAHONEY, Denzel	g	2-4	2-4	2-2	1	4	5	3	8	2	2	0	1	30
03	KOWALSKI, Ray	g	0-0	0-0	0-0	0	1	1	0	0	1	2	0	0	11
15	LEWIS, Donnie	g	1-1	1-1	0-0	0	0	0	0	3	1	1	0	1	4
23	SIMMONS, Daniel	g	8-9	5-6	5-6	0	5	5	2	26	5	1	0	0	27
42	LAROS, Mark	g	0-1	0-0	0-0	1	1	2	2	0	0	0	0	0	9
Team						0	1	1			2				
Totals			27-56	12-26	20-22	7	22	29	14	86	20	10	0	6	200
FG % 1st Half: 14-28 50.0% 2nd half: 13-28 46.4% Game: 27-56 48.2%															
3FG % 1st Half: 6-14 42.9% 2nd half: 6-12 50.0% Game: 12-26 46.2%															
FT % 1st Half: 2-3 66.7% 2nd half: 18-19 94.7% Game: 20-22 90.9%															
Deadball Rebounds 1															

Eastern Illinois 74 • 7-12, 3-5 OVC

#	Player		Total		3-Ptr	Rebounds			PF	TP	A	T	Blk	Stl	Min
			FG-FGA	FT-FTA		Off	Def	Total							
05	CROSSLAND, Ray	f	4-8	1-2	2-4	2	5	7	3	11	3	3	2	2	33
24	STARKS, Jajuan	f	7-11	0-2	3-4	1	2	3	1	17	1	3	0	1	27
25	DAMA, Muusa	f	5-8	0-0	6-8	4	8	12	4	16	2	3	2	0	26
03	SMITH, Mack	g	6-10	5-8	0-0	1	5	6	5	17	2	1	0	0	31
04	GOODWIN, Montell	g	5-17	2-10	1-2	1	1	2	2	13	5	1	0	0	39
11	KOCH, Logan	g	0-2	0-2	0-0	0	0	0	0	3	1	0	0	0	18
40	JONES, Lucas	g	0-1	0-0	0-0	0	0	0	1	0	0	2	0	0	12
55	DIALLO, Aboubacar	g	0-1	0-0	0-0	2	1	3	1	0	0	0	0	0	14
Team						0	1	1							
Totals			27-58	8-24	12-18	11	23	34	17	74	16	14	4	3	200
FG % 1st Half: 17-30 56.7% 2nd half: 10-28 35.7% Game: 27-58 46.6%															
3FG % 1st Half: 7-12 58.3% 2nd half: 1-12 8.3% Game: 8-24 33.3%															
FT % 1st Half: 2-6 33.3% 2nd half: 10-12 83.3% Game: 12-18 66.7%															
Deadball Rebounds 4															

Officials: Kevin Driver, Scott Tierney, and Boyd Copeland
Technical fouls: Southeast Missouri-None. Eastern Illinois-None.
Attendance: 1369

Score by periods	1st	2nd	Total
Southeast Missouri	36	50	86
Eastern Illinois	43	31	74

Points	In	Off	2nd	Fast	Bench
SEMO	26	21	10	12	29
EIU	30	13	6	5	0

GAME 22

TENNESSEE TECH 76, SOUTHEAST MISSOURI 65

Jan. 25, 2018 • Eblen Center • Cookeville, Tenn.

Southeast Missouri 65 • 10-12, 4-5

#	Player	FG		3-Ptr	Rebounds			PF	TP	A	To	Blk	Stl	Min	
		Total	FGA	FT	FTA	Off	Def								Tot
04	VRANES, Milos	f	2-4	1-2	0-0	1	2	3	1	5	0	3	0	0	20
20	CARPENTER, Justin	f	1-5	0-2	1-2	1	4	5	3	3	0	0	0	0	19
05	DALTON, Jonathan	g	3-3	1-1	0-2	0	2	2	2	7	6	4	0	0	33
25	BREWER, Ledarius	g	3-11	1-7	6-6	1	1	2	0	13	0	2	1	0	29
34	MAHONEY, Denzel	g	6-12	4-6	3-4	1	2	3	2	19	0	1	1	4	36
03	KOWALSKI, Ray	g	1-1	1-1	2-2	0	1	1	0	5	0	1	0	0	17
15	LEWIS, Donnie	g	0-0	0-0	0-0	0	0	0	0	1	0	2	0	0	7
23	SIMMONS, Daniel	g	5-11	2-6	1-4	0	1	1	3	13	1	0	0	2	23
42	LAROS, Mark	g	0-2	0-1	0-0	0	3	3	3	0	2	0	0	2	16
Team						0	3	3							
Totals			21-49	10-26	13-20	4	19	23	15	65	11	11	1	8	200
FG % 1st Half: 11-27 40.7% 2nd half: 10-22 45.5% Game: 21-49 42.9%															Deadball
3FG % 1st Half: 6-16 37.5% 2nd half: 4-10 40.0% Game: 10-26 38.5%															Rebounds
FT % 1st Half: 5-6 83.3% 2nd half: 8-14 57.1% Game: 13-20 65.0%															4

Tennessee Tech 76 • 14-8, 6-3

#	Player	Total		3-Ptr	Rebounds			PF	TP	A	T	Blk	Stl	Min	
		FG	FGA	FT	FTA	Off	Def								Total
22	ALEXANDER, Courtney	f	3-5	0-0	0-1	4	3	7	2	6	1	2	0	0	34
25	RAMSEY, Mason	f	5-10	0-0	0-0	2	1	3	4	10	3	1	0	0	30
11	HENRY, Micaiah	c	1-2	0-0	0-0	0	2	3	2	2	0	2	2	0	15
00	CALHOUN, Shaq	g	6-13	2-8	0-0	3	3	6	2	14	3	4	0	1	27
10	MAK, Kajan	g	8-16	4-7	2-2	3	5	8	1	22	4	1	1	2	40
03	TILLERY, Corey	g	0-2	0-2	0-0	0	0	0	0	0	0	0	0	0	5
15	PHILLIPS, Curtis	g	5-13	1-6	8-8	1	9	10	0	19	6	3	1	2	35
54	CROSLAND, Cade	g	1-2	1-2	0-0	0	0	0	4	3	4	0	0	1	14
Team						2	4	6							
Totals			29-63	8-25	10-11	16	27	43	15	76	18	15	5	6	200
FG % 1st Half: 13-35 37.1% 2nd half: 16-28 57.1% Game: 29-63 46.0%															Deadball Rebounds 0
3FG % 1st half: 3-13 23.1% 2nd half: 5-12 41.7% Game: 8-25 32.0%															
FT % 1st half: 0-0 0.0% 2nd half: 10-11 90.9% Game: 10-11 90.9%															

Officials: John Hampton, Andrew Walton, Andy Ezzelle
Technical fouls: Southeast Missouri-None. Tennessee Tech-None.
Attendance: 1936

Score by periods	1st	2nd	Total
Southeast Missouri	33	32	65
Tennessee Tech	29	47	76

Points	In	Off	2nd	Fast	Bench
SEMO	22	19	8	10	18
TU	36	11	12	7	22

GAME 23

JACKSONVILLE STATE 78, SOUTHEAST MISSOURI 60

Jan. 27, 2018 • Pete Mathews Coliseum • Jacksonville, Ala.

Southeast Missouri 60 • 10-13, 4-6 OVC

#	Player	Total		3-Ptr		Rebounds			PF	TP	A	T	Blk	Stl	Min	
		FG	FGA	FG	FGA	Off	Def	Tot								
04	VRANES, Milos	f	1-3	1-2	0-0	0	0	0	2	3	1	3	0	0	13	
20	CARPENTER, Justin	c	4-8	0-0	4-6	2	1	3	3	12	1	2	0	0	23	
05	DALTON, Jonathan	g	0-1	0-1	5-7	1	0	1	0	5	2	4	0	3	32	
25	BREWER, Ledarius	g	4-8	1-5	0-0	0	4	4	2	9	1	2	1	1	30	
34	MAHONEY, Denzel	g	4-12	3-8	6-8	2	1	3	2	17	0	1	0	0	32	
03	KOWALSKI, Ray	g	1-3	1-3	0-0	0	1	1	4	3	1	1	0	0	21	
15	LEWIS, Donnie	g	0-1	0-1	0-0	1	1	2	1	0	4	0	0	0	8	
23	SIMMONS, Daniel	g	3-10	2-5	1-2	0	4	4	2	9	1	2	0	1	24	
42	LAROS, Mark	g	1-1	0-0	0-0	0	1	1	2	2	0	1	0	0	17	
Team						1	6	7								
Totals			18-47	8-25	16-23	7	19	26	18	60	11	17	1	6	200	
FG % 1st Half: 8-23 34.8% 2nd half: 10-24 41.7% Game: 18-47 38.3%																Deadball
3FG % 1st Half: 5-14 35.7% 2nd half: 3-11 27.3% Game: 8-25 32.0%																Rebounds
FT % 1st Half: 6-9 66.7% 2nd half: 10-14 71.4% Game: 16-23 69.6%																

Jacksonville State 78 • 16-7, 7-3 OVC

#	Player	Total		3-Ptr	Rebounds	PF	TP	A	T	Blk	Stl
---	--------	-------	--	-------	----------	----	----	---	---	-----	-----

Southeast Missouri State REDHAWKS

BOX SCORES

GAME 25

AUSTIN PEAY 96, SOUTHEAST MISSOURI 81

Feb. 3, 2018 • Show Me Center • Cape Girardeau, Mo.

Austin Peay 96 • 14-10, 9-3 OVC

#	Player	Total			3-Ptr			Rebounds			PF	TP	A	TO	Blk	Stl	Min
		FG-FGA	FG-FGA	FT-FTA	FG-FGA	FG-FGA	FT-FTA	Off	Def	Tot							
03	PORTER-BUNTON, Chri	f	3-5	3-4	0-0	1	1	2	3	9	3	2	0	1	20		
24	UGBA, Averyl	f	11-16	1-3	5-5	3	5	8	3	28	3	0	2	0	33		
01	IVORY, Tre'	g	0-2	0-0	0-0	0	2	2	3	0	4	1	0	0	22		
04	GUMM, Dayton	g	5-10	2-2	2-2	0	3	3	1	14	6	1	0	1	30		
21	TAYLOR, Terry	g	9-15	1-3	0-0	4	8	12	3	19	2	1	2	0	34		
00	McCARTHY, Acodyan		0-0	0-0	0-0	0	0	0	0	0	0	0	0	0	0		
15	CUCAK, Ivan		0-1	0-0	0-0	1	0	1	1	0	1	1	0	0	3		
22	HENDERSON, Richard		0-2	0-0	0-1	0	2	2	0	0	0	0	0	0	8		
23	HARRIS, Steve		2-6	1-1	2-4	0	0	0	3	7	3	2	0	0	23		
25	GLOTTA, Zach		7-10	3-6	2-2	0	2	2	4	19	1	2	0	0	26		
Team						2	0	2									
Totals			37-67	11-19	11-14	11	23	34	21	96	23	10	4	2	200		
FG % 1st Half: 20-38		52.6%	2nd half: 17-29		58.6%	Game: 37-67		55.2%	Deadball								
3FG % 1st Half: 8-12		66.7%	2nd half: 3-7		42.9%	Game: 11-19		57.9%	Rebounds								
FT % 1st Half: 3-6		50.0%	2nd half: 8-8		100.0	Game: 11-14		78.6%									

Southeast Missouri 81 • 10-15, 4-8 OVC

#	Player	Total			3-Ptr			Rebounds			PF	TP	A	To	Blk	Stl	Min
		FG-FGA	FG-FGA	FT-FTA	FG-FGA	FG-FGA	FT-FTA	Off	Def	Tot							
34	MAHONEY, Denzel	f	7-18	1-6	5-6	2	3	5	4	20	0	3	0	0	0	30	
20	CARPENTER, Justin	c	0-1	0-0	0-0	0	0	0	1	0	0	0	0	0	0	5	
05	DALTON, Jonathan	g	1-2	0-1	4-6	0	0	0	1	6	6	1	0	0	0	31	
23	SIMMONS, Daniel	g	7-13	0-3	4-7	1	6	7	3	18	3	3	1	1	1	29	
25	BREWER, Ledarius	g	4-7	3-6	0-0	0	3	3	1	11	2	2	1	2	1	29	
03	KOWALSKI, Ray		4-4	3-3	0-0	0	2	2	1	11	0	1	0	0	0	19	
04	VRANES, Milos		2-4	1-2	0-0	2	4	6	4	5	0	2	0	0	0	28	
15	LEWIS, Donnie		0-0	0-0	0-0	0	0	0	0	0	2	0	0	0	0	9	
42	LAROS, Mark		5-5	0-0	0-1	1	2	3	3	10	0	2	2	0	0	20	
Team						0	1	1									
Totals			30-54	8-21	13-20	6	21	27	18	81	13	14	4	3	200		
FG % 1st Half: 18-27		66.7%	2nd half: 12-27		44.4%	Game: 30-54		55.6%	Deadball								
3FG % 1st Half: 7-13		53.8%	2nd half: 1-8		12.5%	Game: 8-21		38.1%	Rebounds								
FT % 1st Half: 6-8		75.0%	2nd half: 7-12		58.3%	Game: 13-20		65.0%									

Officials: Tom O'Neill, Scott Tierney, Ryan Odneal
 Technical fouls: Austin Peay-None. Southeast Missouri-None.
 Attendance: 2234

Score by periods									
	1st	2nd	Total	Points	In	Off	2nd	Fast	Bench
Austin Peay	51	45	96	44	19	12	4	26	
Southeast Missouri	49	32	81	38	14	6	2	26	