

# **YOUR REDHAWKS 2017-18 SOUTHEAST MISSOURI BASKETBALL**

**GAME**  
**31**



## **UT MARTIN (9-21, 4-13) VS. SOUTHEAST MISSOURI (14-16, 8-9)**

### **MEDIA COVERAGE**


**Radio**.....SEMO ESPN 92.9 FM / Real Rock 99.3 FM  
(Erik Sean)  
**Video**.....OVC Digital Network  
**Live Stats**.....GoSoutheast.com

### **SOUTHEAST MISSOURI SPORTS INFORMATION**

**Basketball Contact**..... Jeff Honza  
**Phone / Email**.....(573) 651-2933 / redhawk1@me.com

**GoSoutheast.com**

### **Social Media**



**Date**..... Saturday, February 24, 2018  
**Tipoff**..... 4:15 p.m., CT  
**Location**..... Cape Girardeau, Mo.  
**Arena**..... Show Me Center (7,000)  
**Series History**..... SEMO leads, 42-26  
**Last Meeting**..... SEMO 81, UTM 77 <sup>OT</sup>  
(Feb. 10, 2018 / Martin, Tenn.)

### **Head Coaches**

Rick Ray (71-118 overall; 34-58 at SEMO; 19-30 OVC)  
Anthony Stewart (31-34 overall; 31-34 at UTM; 14-19 OVC)

## **2017-18 SCHEDULE/RESULTS**

### **November (3-4)**

1	Missouri S&T (exhibition)	W, 94-75
4	Missouri Southern (exhibition)	W, 85-77
10	Missouri Baptist <sup>OVC DN</sup>	W, 81-69
	<i>Cancun Challenge</i>	
13	at Louisiana Tech	L, 95-96 <sup>OT</sup>
16	at Evansville <sup>ESPN3</sup>	L, 50-66
21	vs. Cal State Northridge # <sup>CBS SPORTS DIGITAL</sup>	W, 74-59
22	vs. Montana State # <sup>CBS SPORTS DIGITAL</sup>	L, 82-88
26	North Carolina Central <sup>OVC DN</sup>	L, 70-77
28	Hannibal-LaGrange <sup>OVC DN</sup>	W, 83-59

### **December (4-4, 1-1 OVC)**

2	at North Carolina Central	W, 86-77
6	UMKC <sup>OVC DN</sup>	W, 91-87
9	at Southern Illinois <sup>ESPN3</sup>	W, 75-69
16	at Kansas State <sup>ESPN3</sup>	L, 71-89
20	Bradley <sup>OVC DN</sup>	L, 67-75
22	at Saint Louis <sup>FOX SPORTS MIDWEST</sup>	L, 48-78
28	Belmont* <sup>OVC DN</sup>	L, 72-94
31	Tennessee State* <sup>OVC DN</sup>	W, 77-65

### **January (3-5, 3-5 OVC)**

4	at Murray State* <sup>OVC DN</sup>	L, 73-89
6	at Austin Peay* <sup>OVC DN</sup>	L, 71-76
11	Morehead State* <sup>OVC DN</sup>	W, 78-75
13	Eastern Kentucky* <sup>OVC DN</sup>	L, 86-91
18	at SIU Edwardsville* <sup>OVC DN</sup>	W, 86-74
20	at Eastern Illinois* <sup>OVC DN</sup>	W, 86-74
25	at Tennessee Tech* <sup>OVC DN</sup>	L, 65-76
27	at Jacksonville State* <sup>OVC DN</sup>	L, 60-78

### **February (4-3, 4-3a OVC)**

1	Murray State* <sup>OVC DN</sup>	L, 75-87
3	Austin Peay* <sup>OVC DN</sup>	L, 81-96
8	at Morehead State* <sup>OVC DN</sup>	W, 78-62
10	at UT Martin* <sup>OVC DN</sup>	W, 81-77 <sup>OT</sup>
15	Eastern Illinois* <sup>OVC DN</sup>	W, 80-73
17	SIU Edwardsville* <sup>OVC DN</sup>	W, 79-74
22	at Eastern Kentucky* <sup>OVC DN</sup>	88-91
24	UT Martin* <sup>OVC DN</sup>	4:15 p.m.

All games are broadcast live on the radio at ESPN 92.9 FM and Real Rock 99.3 FM; All times are Central and subject to change; \* - Denotes Ohio Valley Conference Game; OVC DN - OVC Digital Network; # - Game played in Cancun, Mexico

### **Redhawks Conclude Season Saturday**

Southeast Missouri (14-16, 8-9) closes out its 2017-18 season when it plays host to UT Martin (9-21, 4-13) Saturday. Tip-off is set for 4:15 p.m., CT, at the Show Me Center.

### **Follow the Redhawks**

Fans can listen to Saturday's game on the radio at ESPN 92.9 FM and Real Rock 99.3 FM. Erik Sean will call the action. Video can be accessed live online at the OVC Digital Network. Live stats are available at GoSoutheast.com. Twitter updates provided @SEMOMBB.

### **Senior Day**

Seniors Daniel Simmons and Milos Vranes will suit up for their final game at Southeast Saturday. Both Simmons and Vranes played two seasons with the Redhawks. Simmons is the team's third-leading scorer with 12.3 points per game this season.

### **Series History**

The Redhawks hold a 42-26 advantage in their all-time series against UT Martin. Southeast has won nine of the previous 13 matchups between these teams. The Redhawks split the season series with the Skyhawks a year ago. Southeast goes for the sweep of the Skyhawks after coming back to win 81-77 in overtime on Feb. 10 in Martin.


## **SOUTHEAST MISSOURI PROBABLE STARTERS**



**5**

Jonathan Dalton  
G / 5-10 / 155 / Jr.  
New Orleans, La.

5.3 ppg, 2.1 rpg,  
5.3 apg



**20**

Justin Carpenter  
C / 6-9 / 230 / Fr.  
Mt. Carmel, Ill.

8.6 ppg, 4.7 rpg  
0.7 apg



**23**

Daniel Simmons  
G / 6-2 / 196 / Sr.  
Biggersville Miss.

12.3 ppg, 3.8 rpg  
2.0 apg



**25**

Ledarrius Brewer  
G / 6-5 / 200 / Fr.  
Meridian, Miss.

14.4 ppg, 3.9 rpg  
1.2 apg



**34**

Denzel Mahoney  
G/F / 6-4 / 213 / So.  
Oviedo, Fla.

19.6 ppg, 5.1 rpg  
1.7 apg

# Southeast Missouri State REDHAWKS

## 2017-18 BASKETBALL NOTES / UT MARTIN • FEB. 24

### Season Sweep

Southeast goes after its fourth sweep of an Ohio Valley Conference opponent this season when it hosts UT Martin Saturday. The Redhawks beat SIU Edwardsville, 79-75, on Feb. 17. The Redhawks also swept Morehead State by scores of 78-75 (Cape Girardeau) and 78-62 (Morehead), and Eastern Illinois by scores of 86-74 (Charleston) and 80-73 (Cape Girardeau) this year. Southeast has a total of five season sweeps of league opponents under head coach Rick Ray.

### Mahoney 20th on Scoring List

Denzel Mahoney scored 26 points in his last start at Eastern Kentucky (Feb. 22) and moved to 20th all-time among Southeast's all-time scoring leaders. Mahoney, only a sophomore, has 1,080 points in his career and surpassed Joe Cagle (1,055 points, 1973-77) for that spot.

### Dalton Clears 200 Assists

Point guard Jonathan Dalton dished out four assists at Eastern Kentucky (Feb. 22) and went over 200 in his career. Dalton ranks third in the Ohio Valley Conference with 160 assists this season and currently has 201 in his career. He averages 5.3 per game. Dalton has reached 10 assists in a game twice this year.

### Single-Season 3-Point Record Again

The Redhawks drained a season-high 16 three-pointers at Eastern Kentucky (Feb. 22) breaking the school's single-season record for the second year in a row. Southeast initially broke the record with 263 threes in 2016-17. This year, the Redhawks have buried 277.

### Brewer Named OVC Freshman of the Week

Guard Ledarrius Brewer was a unanimous pick for the adidas® Ohio Valley Conference Freshman of the Week honor on Feb. 19. A native of Meridian, Mississippi, Brewer had a gigantic week averaging 29.5 points per game en route to leading SEMO to a pair of wins. Brewer began the week by pouring in a career-high 34 points and buried seven 3-pointers in an 80-73 victory over Eastern Illinois (Feb. 15). He shot 11-of-18 from the field and made his first four 3-pointers of the game as the Redhawks finished with a season-high 13 three-pointers made. Two days later, Brewer finished with 25 points, four 3-pointers and hit 11-of-13 free throws, including four in the final 21 seconds

## 2017-18 SOUTHEAST MISSOURI REDHAWKS ROSTER

No.	Name	Pos.	Ht.	Wt.	Cl.	Yr.	Hometown (High School/College)
1	Dondre Duffus	G	6-3	183	Jr.	4th	Palm Beach, Fla. (Boyd Anderson/St. Petersburg)
3	Ray Kowalski	G	6-3	195	Fr.	2nd	Concord, N.C. (Concord)
4	Milos Vranes	F	6-7	200	Sr.	4th	Belgrade, Serbia (Third Belgrade/N.D. State Coll. of Science)
5	Jonathan Dalton	G	5-10	155	Jr.	3rd	New Orleans, La. (West Jefferson/Copiah-Lincoln CC)
10	Khalil Cuffee	G	6-4	210	Fr.	1st	Fairburn, Ga. (Langston Hughes)
13	Isaiah Gable	F	6-7	195	Fr.	1st	Greenville, Ohio (Greenville)
15	Donnie Lewis*	G	6-1	170	Jr.	3rd	Lexington, Ky. (Paul Dunbar/Spalding University)
20	Justin Carpenter	F	6-9	230	Fr.	1st	Mt. Carmel, Ill. (Mt. Carmel)
22	Skyler Hogan #	G	6-3	180	So.	3rd	Melbourne, Fla. (Holy Trinity Episcopal/Embry-Riddle)
23	Daniel Simmons	G	6-2	196	Sr.	4th	Biggersville, Miss. (Biggersville/East Mississippi CC)
25	Ledarrius Brewer	G	6-5	200	Fr.	1st	Meridian, Miss. (Meridian)
34	Denzel Mahoney	G/F	6-4	213	So.	2nd	Oviedo, Fla. (Hagerty)
42	Mark Laros	C	6-10	223	Jr.	3rd	Hengelo, Netherlands (Montessori College Twente/Mineral Area)

\* Walk-on

# Will sit out the season due to NCAA Division I transfer regulations

**Head Coach:** Rick Ray, Third Year (Grand View College, 1994)

**Assistant Coach:** Adam Gordon, Third Year (Tampa, 2006)

**Assistant Coach:** Nick Lagroone, Third Year (Southern Wesleyan, 2011)

**Assistant Coach:** Chris Moore, Third Year (Kentucky State, 1991)

**Director of Operations:** Tom Berryman, Second Year (Alabama, 2010)

**Graduate Manager:** Jonathan Ortiz, First Year (Tennessee Tech, 2017)

### Pronunciations

Khalil Cuffee ..... kah-leel  
Dondre Duffus ..... DUFF-us  
Mark Laros ..... lair-ohs  
Milos Vranes ..... mi-lowsh vrah-n-esh

### Breakdown by Class

Seniors ..... 2  
Juniors ..... 4  
Sophomores ..... 2  
Freshmen ..... 5



## 2017-18 OHIO VALLEY CONFERENCE STANDINGS (AS OF FEB. 22)

	OVC					Overall					
	Record	Pct.	Home	Away	Streak	Record	Pct.	Home	Away	Neutral	Streak
Murray State*	15-2	.882	9-0	6-2	W10	23-5	.821	14-2	9-3	0-0	W10
Belmont*	14-3	.824	7-1	7-2	L1	22-8	.733	13-2	9-6	0-0	L1
Austin Peay*	12-5	.706	7-1	5-4	W2	17-12	.586	12-3	5-9	0-0	W2
Jacksonville State*	10-7	.588	6-3	4-4	W1	19-11	.633	12-4	6-7	1-0	W1
Tennessee Tech*	10-7	.588	6-2	4-5	W1	18-12	.600	11-2	5-10	2-0	W1
Tennessee State*	10-7	.588	6-3	4-4	L2	15-13	.536	9-5	6-8	0-0	L2
<b>Southeast Missouri</b>	<b>8-9</b>	<b>.471</b>	<b>4-4</b>	<b>4-5</b>	<b>L1</b>	<b>14-16</b>	<b>.467</b>	<b>7-6</b>	<b>6-9</b>	<b>1-1</b>	<b>L1</b>
Eastern Illinois*	6-11	.353	2-6	4-5	L1	10-18	.357	6-6	4-12	0-0	L1
Eastern Kentucky	5-12	.294	2-7	3-5	W2	11-19	.367	6-7	5-10	0-2	W2
SIUE	5-12	.294	2-7	3-5	L2	9-19	.321	4-9	5-10	0-0	L2
UT Martin	4-13	.235	1-8	3-5	L4	9-21	.300	5-9	4-12	0-0	L4
Morehead State	3-14	.176	2-6	1-8	W1	7-21	.250	6-6	1-15	0-0	W1

\* - Clinched a spot in OVC Tournament Field



# Southeast Missouri State REDHAWKS

2017-18 BASKETBALL NOTES / UT MARTIN • FEB. 24

as SEMO held off SIUE, 79-74. For the week, Brewer shot 57.1 percent (16-of-28) from the field and 64.7 percent (11-of-17) from 3-point range in two starts. His seven 3-pointers made against EIU tied for second-most in a game in the OVC this year. Brewer, also named College Sports Madness OVC Player of the Week, ranks 14th in the league in scoring (14.4 ppg), 14th in free throw percentage (.742), sixth in 3-point field goals made (2.2 per game) and 22nd in minutes played (29.2 mpg). He joined Belmont's Dylan Windler (Player of the Week) and Austin Peay's Averyl Ugba (Newcomer of the Week) as that week's honorees.

## Gable Returns

Freshman forward Isaiah Gable returned at Eastern Kentucky Thursday. Gable played four minutes against the Colonels. It was his first action since Dec. 31. Gable missed 14 games, including 12 with a foot fracture.

## Last Time Out

Southeast had a 15-point lead in the first half, but wound up falling to Eastern Kentucky, 91-88, Thursday at McBrayer Arena. The loss snapped the Redhawks four-game winning streak. Denzel Mahoney led Southeast with 26 points, while Ledarius Brewer followed with 16, Ray Kowalski pitched in 14 and Daniel Simmons added 12. Southeast scored over 80 points in both of its losses to the Colonels this season.

## First Double-Double for Simmons

Daniel Simmons registered the first double-double of his career when he scored 13 points and pulled down a game-high 11 rebounds in Southeast's win over SIU Edwardsville (Feb. 17). Simmons had 10 defensive rebounds and made a near-perfect 8-of-9 free throws in that game. He became the fifth different Redhawk to get a double-double this season.

## Lots of Free Throws

Southeast made a season-high 28-of-35 free throws for 80 percent in its 79-74 victory over SIU Edwardsville (Feb. 17). The Redhawks outscored the Cougars, 28-17 (+11), at the free throw line and made six free throws in the final 21 seconds to hang on for the win. Combined, there were 58 free throws attempted in that contest.

## What a Comeback!

The Redhawks overcame a 15-point deficit with a little over nine minutes left in their 81-77 overtime win at UT Martin (Feb. 10). Southeast trailed, 64-49, midway into the second half. The Redhawks rallied to score 15 of the final 25 points in regulation and used a 3-pointer by Denzel Mahoney with one second left to go to overtime. Daniel Simmons then scored five of Southeast's seven points in the extra period to nail down the comeback win. The Redhawks erased their largest deficit of the season en route to picking up the win.

## Chalk Up One More

Denzel Mahoney put together the second double-double of his career with 13 points and 10 rebounds against Eastern Illinois (Feb. 15). Mahoney also had two assists and two steals in 38 minutes. Southeast has a total of eight double-doubles as a team this season.

## Simmons Third in 3-Point Field Goal Percentage

Daniel Simmons ranks third in the Ohio Valley Conference in 3-point field goal percentage. Simmons is shooting 44.4 percent (44-of-99) from beyond the arc this year. He is behind SIU Edwardsville's Justin Benton (.490) and Eastern Kentucky's Nick Mayo (.451).

## League Leader

Southeast moved to first in the Ohio Valley Conference in 3-point field goal percentage following its 59.1 percent effort against Eastern Illinois (Feb. 15). The Redhawks have made 277-of-704 threes for 39.3 percent.

## Mahoney Named OVC Co-Offensive Player of the Week

Southeast Missouri guard/forward Denzel Mahoney was named the adidas® Ohio Valley Conference Co-Player of the Week on Feb. 12. A native of Oviedo, Florida, Mahoney averaged 21 points, four rebounds and 2.5 assists per game, helping SEMO overcome two double-digit deficits en route to a pair of victories last week. He began the week by scoring 15 points and went over 1,000 in his career in a 78-62 win at Morehead State (Feb. 8). Two days later, Mahoney dropped in 27 points and made the game-tying 3-pointer with one second left in regulation to send the game to overtime at UT Martin (Feb. 10). The

## 2017-18 STATS COMPARISON

SEMO	UTM
14-16.....Record .....	9-21
8-9.....Conference Record.....	4-13
76.3.....Points Per Game.....	68.8
78.0.....Opp. Points Per Game.....	72.9
-1.7.....Scoring Margin .....	-4.1
.463.....Field Goal Percentage.....	.448
.479.....Opp. Field Goal Percentage.....	.426
.393.....3-Point Field Goal Percentage.....	.322
.375.....Opp. 3-Point Field Goal Percentage.....	.357
.735.....Free Throw Percentage .....	.717
.705.....Opp. Free Throw Percentage.....	.707
32.2.....Rebounds Per Game.....	35.1
34.4.....Opp. Rebounds Per Game.....	35.7
-2.2.....Rebounding Margin .....	-0.6
13.6.....Assists Per Game.....	12.8
12.4.....Turnovers Per Game .....	14.6
-0.1.....Turnover Margin.....	-1.0
1.7.....Blocks Per Game .....	3.4
5.8.....Steals Per Game.....	7.0

## THIS WEEK'S SCHEDULE/RESULTS

### Thursday, February 22

Morehead State 70, UT Martin 53

Austin Peay 86, SIUE 82

**Eastern Kentucky 91, Southeast Missouri 88**

Murray State 76, Eastern Illinois 66

Tennessee Tech 69, Tennessee State 64

Jacksonville State 78, Belmont 67

### Saturday, February 24

Eastern Kentucky at Morehead State, 1 p.m., CT

SIUE at Eastern Illinois, 3:15 p.m., CT

**UT Martin at Southeast Missouri, 4:15 p.m., CT**

Tennessee State at Belmont, 5 p.m., CT

Murray State at Austin Peay, 7 p.m., CT

Jacksonville State at Tennessee Tech, 7:30 p.m., CT

# Southeast Missouri State REDHAWKS

## 2017-18 BASKETBALL NOTES / UT MARTIN • FEB. 24

### HONORS & AWARDS

#### Preseason All-OVC

Denzel Mahoney, So., G/F

#### OVC Player of the Week

Denzel Mahoney, So., G/F, Co-Player, Feb. 12

#### OVC Freshman of the Week

Ledarrius Brewer, G, Feb. 19

#### Mayan Division Cancun Challenge

##### All-Tournament Team

Denzel Mahoney, So., G/F

Ledarrius Brewer, Fr., G

#### College Sports Madness OVC Player of the Week

Denzel Mahoney, So., G/F, Dec. 2

Ledarrius Brewer, Fr., G, Feb. 19

### 2017-18 OVC PRESEASON POLL

#### Team (First-Place Votes)

Belmont (18).....	235
Jacksonville State (3).....	213
Murray State (3) .....	212
Eastern Kentucky.....	139
Tennessee Tech.....	137
Eastern Illinois.....	135
Tennessee State.....	125
UT Martin.....	114
Morehead State.....	89
Southeast Missouri.....	82
Austin Peay.....	63
SIUE.....	40

### 2017-18 PRESEASON ALL-OVC TEAM

#### Name, Position, School

Matthew Butler, G, UT Martin

Malcolm Drumwright, G, Jacksonville State

Amanze Egekeze, F, Belmont

Norbertas Giga, F/C, Jacksonville State

Asante Gist, G, Eastern Kentucky

Aleksa Jugovic, G, Tennessee Tech

Austin Luke, G, Belmont

#### Denzel Mahoney, G/F, Southeast Missouri

Nick Mayo, F, Eastern Kentucky

Terrell Miller, F, Murray State

Jonathan Stark, G, Murray State

#### Preseason OVC Player of the Year

Jonathan Stark, G, Murray State

Redhawks were down 15 points with a little over nine minutes left in regulation before rallying to beat the Skyhawks. For the week, Mahoney shot 54.5 percent (12-of-22) from the field, 53.8 percent (7-of-13) from 3-point range and 91.7 percent (11-of-12) at the free throw line. He ranks second in the OVC in scoring with 20 points per game. Eastern Kentucky's Nick Mayo (Co-Player), Tennessee State's Kamar McKnight (Co-Newcomer), UT Martin's Delfincko Bogan (Co-Newcomer) and Murray State's Ja Morant rounded out this week's honorees. The OVC Player of the Week honor is the first of Mahoney's career and SEMO's first since Tyler Stone won the award on Mar. 3, 2014.

#### Mahoney Goes Over 1,000 Points

Sophomore Denzel Mahoney scored 15 points at Morehead State (Feb. 8) and went over 1,000 points in his career. Mahoney officially cleared the mark on a 3-pointer with 14:51 remaining in the second half. He now has 1,080 points as a Redhawk. Mahoney became the second player under head coach Rick Ray to score 1,000 points at Southeast and the fifth different Redhawk to score over 1,000 career points since 2012-13.

#### Large Margin

The Redhawks shot 57.1 percent (16-of-28) from the field and outscored Morehead State, 43-26, in the second half en route to snapping a four-game losing streak with a 78-62 road win Thursday. The victory marked Southeast's third by double figures in Ohio Valley Conference play this season. It was also the Redhawks largest margin of victory (+16) against a league foe.

#### That Makes 50

Denzel Mahoney scored double figures for the 50th time in his career when he finished with 20 points against Austin Peay (Feb. 3). Mahoney scored 10 or more points in 27 of 30 starts this season.

#### Carpenter Gets 20 Points

Freshman center Justin Carpenter poured in 20 points, including 12 in the second half to lead Southeast at Morehead State (Feb. 8). Carpenter shot 8-of-10 from the field and 4-of-8 at the free throw line. He also grabbed six rebounds and dished out one assist in 27

minutes. It was the second time Carpenter scored 20 or more points in his career.

#### Over 50 Percent

Southeast shot over 50 percent from the field in four of its last six games. The Redhawks made 30-of-54 shots for 55.6 percent vs. Austin Peay (Feb. 3), 28-of-53 for 52.8 percent at Morehead State (Feb. 8), 30-of-55 for 54.5 percent at UT Martin (Feb. 10) and 31-of-57 for 54.4 percent. Southeast is 5-4 when it shoots 50 percent or better in a game this season.

#### Hot First Half

The Redhawks shot a blazing 66.7 percent (18-of-27) from the field and knocked down seven 3-pointers in a big first half against Austin Peay (Feb. 3). Southeast scored 49 points in the first 20 minutes of that game, its most in an opening stanza of basketball this season.

#### Five in Double Figures

Denzel Mahoney scored 20 points, Ledarrius Daniel Simmons pitched in 18, Ledarrius Brewer and Ray Kowalski each had 11, and Mark Laros chipped in 10 vs. Austin Peay (Feb. 3). It marked the fourth time this year where Southeast had five players reach double figures in the scoring column.

#### Another 30-Point Performance

Denzel Mahoney dropped in 30 points against Murray State Thursday. Mahoney shot 11-of-26 from the field, knocked down two 3-pointers and made a near-perfect 6-of-7 free throws. He also led Southeast with eight rebounds and collected three steals. It was the second time this season and third in his career where Mahoney scored 30 or more points in a game.

#### Brewer Time

Freshman Ledarrius Brewer has scored double figures in 16 of his last 17 games. Brewer is Southeast's second-leading scorer with 14.4 points per contest. He drained multiple 3-pointers in 11 of those 17 contests, including a career-best seven vs. Eastern Illinois (Feb. 15). Brewer ranks 14th in the Ohio Valley Conference in scoring and sixth in 3-point field goals made.



# Southeast Missouri State REDHAWKS

2017-18 BASKETBALL NOTES / UT MARTIN • FEB. 24

## Halftime Leads

Southeast lost its first game of the season with a lead at halftime. The Redhawks held a slight 34-32 edge at the intermission before falling to Murray State, 87-75. Southeast is 10-2 in games it leads at the half this year.

## Redhawks Clear 200 Three-Pointers Made

For the second-straight season, Southeast made over 200 three-pointers. The Redhawks have drained a total of 277 treys in 30 games. It is the first time Southeast buried over 200 three-pointers in back-to-back seasons since 2006-07 (254) and 2007-08 (206).

## Huge Second Half

Southeast shot 50 percent (6-of-12) from 3-point range, made 18-consecutive free throws and outscored Eastern Illinois, 50-31, in the second half to storm by the Panthers on Jan. 20. The Redhawks overcame multiple 11-point deficits in the come-from-behind win. Southeast also won a game for the first time this season after trailing at halftime (43-36).

## Happy Birthday Denzel!

Denzel Mahoney celebrated his 20th birthday by scoring a career-high 36 points to lead Southeast to an 86-74 victory over SIU Edwardsville (Jan. 18). Mahoney shot 9-of-14 from the field, knocked down a career-high five 3-pointers, grabbed seven rebounds and made 13-of-15 free throws. Mahoney's 36 points tied an Ohio Valley Conference single-game high.

## Free Throw Machine

Denzel Mahoney has made and attempted more free throws than anyone in the Ohio Valley Conference this season. Mahoney enters Saturday's game with 177-of-210 free throws for 84.3 percent. The next closest to Mahoney in made free throws is Murray State's Jonathan Stark with 114. Mahoney also rates seventh among Southeast's all-time career leaders in free throw percentage (309-of-372, .827) and fourth in single-season free throws made.

## 20-Point Man

Denzel Mahoney scored 20 or more points in eight of his last 13 starts. Mahoney pitched in 24 points at Austin Peay (Jan. 6), 22 vs. Morehead State (Jan. 11), 25 vs. Eastern Kentucky (Jan. 13), a career-high 36 at SIU Ed-

wardsville (Jan. 18), 30 vs. Murray State (Feb. 1), 20 vs. Austin Peay (Feb. 3), 27 at UT Martin (Feb. 10) and 26 at Eastern Kentucky (Feb. 22). He scored over 20 points a team-high 14 times this season.

## Back-to-Back

Point guard Jonathan Dalton scored double figures in back-to-back games for the first time in his career. Dalton scored 10 points vs. Morehead State (Jan. 11) and followed with a career-high 13 against Eastern Kentucky (Jan. 13). He played a career-high 39 minutes in each of those contests.

## Short-Handed Redhawks

Southeast hung on to beat Morehead State (Jan. 11), 78-75, with only seven active players. Non-scholarship guard Donnie Lewis was among that group. The Redhawks were without forwards Isaiah Gable (fractured foot) and Milos Vranes (illness), and guards Ray Kowalski (illness) and Dondre Duffus (blood clot). Freshman forward Justin Carpenter played 13 minutes off the bench with a stomach virus. The last time Southeast played a game with seven players was in a 88-69 road loss at Eastern Kentucky on Jan. 9, 2016, Rick Ray's first year as the Redhawks head coach.

## Winning with Seven Players

The last time Southeast won a game with seven players was when it beat Murray State, 84-68, on Mar. 2, 2013. Nino Johnson, A.J. Jones, Nick Niemczyk, Corey Wilford, Lucas Nutt, Marland Smith and Tyler Stone formed that group which defeated the Racers in Murray on Isaiah Canaan's senior day.

## Career Start 50

Southeast's leading scorer, Denzel Mahoney, scored 24 points in his 50th career start at Austin Peay (Jan. 6). Mahoney has started all 63 games of his two-year college career. He scored double figures in 54 of his starts and put up 20 or more points on 24 occasions since joining the Redhawks.

## Second Half Flurry

Southeast made a season-high eight 3-pointers in the second half at Austin Peay (Jan. 6). The Redhawks were 8-of-12 from downtown in the game's final 20 minutes.

## SHOW ME CENTER INFORMATION

### Photographers

Photographers working the floor level at the Show Me Center are required to shoot from behind the dash lines along the baselines and must sit on the floor in those areas. The Sports Information Director may identify other positions off the court where photographers may work, provided the view is not blocked for fans. At no time may photographers work directly from behind the official scorer's table and team benches, and in front of any courtside signage. No tripods may be placed on or beside the court.

### Postgame Procedure

All interview requests for Southeast student-athletes must be made to a member of the Southeast Missouri sports information staff prior to the end of each game. Student-athletes will be escorted to postgame press conferences in the front meeting rooms of the Show Me Center. Media representatives are not allowed in the dressing room area. Redhawks head coach Rick Ray will address the media during press conferences after every game and the opposing head coach will be invited upon request. Ray will join press conferences immediately after his postgame radio obligation with the Redhawks Radio Network.

### Credentials

Credentials are required for entrance to the Show Me Center. To request season or singlegame credentials, please contact Southeast Missouri Sports Information Director Jeff Honza by phone (573) 651-2933 or email [jhonza@semo.edu/redhawk1@me.com](mailto:jhonza@semo.edu/redhawk1@me.com). Credentials can be picked up at the NCAA pass gate located inside the main entrance of the Show Me Center.

### Press Row

Media will be issued assigned seats course on the north side of the Show Me Center. Press row is reserved for working media only. Professional decorum is expected at all times. Cheering or outward expression is strictly prohibited.

### Gameday Information

Game notes, rosters, statistics and other information is available on press row and in the media workroom at the Show Me Center on gamedays. Weekly releases will be published online at [GoSoutheast.com](http://GoSoutheast.com).

### Phone Lines

One phone line will be provided to the visiting team's official radio station courtesy of the Redhawks Radio Network. If additional phone lines are needed, they must be secured by calling (573) 651-2275 at least one week in advance.

### Wireless Internet

The Show Me Center is equipped with wireless internet. Please see a member of the Southeast Missouri sports information staff for login information.

# Southeast Missouri State REDHAWKS

## 2017-18 BASKETBALL NOTES / UT MARTIN • FEB. 24

It was the second time Southeast hit eight 3-pointers in a half of basketball this year -- also shot 8-of-12 in the first half vs. UMKC (Dec. 6).

### 54 for Mahoney

Denzel Mahoney scored double figures for the 54th time in his career when he finished with 26 points vs. Eastern Kentucky (Feb. 22). Mahoney is averaging 19.6 points per game this season and 20.3 in league play.

### OVC Openers

With its loss to Belmont (Dec. 28), Southeast dropped to 10-17 all-time in Ohio Valley Conference openers. The Redhawks last opened league play with a win when they beat Eastern Kentucky, 81-48, at the Show Me Center on Dec. 31, 2016.

### 25 of 27

Denzel Mahoney has scored double figures in 25 of his last 27 starts. Mahoney saw a streak of 17-straight starts scoring in double figures end at Eastern Illinois (Jan. 20). He led the Redhawks in scoring 20 of his 30 starts this year.

### Attempted 3s

The Redhawks attempted a season-high 35 three-pointers against Tennessee State (Dec. 31). The 35 three-point field goal attempts are third-most in a game in the Ohio Valley Conference this season. Southeast last shot 35 three-pointers against Central Baptist (17-of-35) vs. Central Baptist on Nov. 11, 2013.

### Redhawks End Non-Conference

Southeast wrapped up non-conference play with a 6-7 record, its best non-league record under head coach Rick Ray. The Redhawks improved their non-conference winning percentage from .230 (3-10) in 2015-16 to .352 (6-11) in 2016-17 and now .461 this season.

### Mahoney Clears 700 Points

Denzel Mahoney surpassed 700 points in his career when he scored 23 to lead Southeast in a 89-71 loss at Kansas State (Dec. 16). Mahoney scored 20 of his points in the first half and shot 6-of-9 from the field and a perfect 9-of-9 at the free throw line for the

game. He now has 1,054 points and a 17 points per game average in his two-year career.

### Mr. Perfect

Denzel Mahoney, who leads Southeast and ranks seventh in the Ohio Valley Conference in free throw percentage (.837) shot a perfect 7-of-7 free throws at Eastern Kentucky (Feb. 22). It marked the sixth time this season and ninth in his career where Mahoney went perfect at the free throw line with a minimum of five free throw attempts in a game.

### On the Road

Southeast finished at 7-10 outside of Cape Girardeau this season. The Redhawks won two-straight true road games on three occasions.

### Strong December

The Redhawks opened the month of December with a 3-0 record after beating both North Carolina Central (Dec. 2) and Southern Illinois (Dec. 9) on the road, and UMKC (Dec. 6) at home. Southeast scored 86 or more points twice in that span. It was the first time the Redhawks started December with a 3-0 record since 1998-99.

### Best Start

Southeast's 6-4 start in 2017-18 marked its best under third-year head coach Rick Ray. Prior to this season, The Redhawks went 0-10 (2015-16) and 4-6 (2016-17) through their first 10 games with Ray at the helm prior to this year.

### Bombs Away

The Redhawks made 10 or more 3-pointers a total of 13 times this season. Southeast buried a season-high 16 three-pointers in a 91-88 loss at Eastern Kentucky (Feb. 22).

### Dalton Third in Assist/Turnover Ratio

Point guard Jonathan Dalton enters the weekend ranked third in the Ohio Valley Conference in assist/turnover ratio. Dalton has a team-high 160 assists to 62 turnovers for a 2.6 ratio through 30 games. He dished out five or more assists 19 times and went turnover free on five occasions this season. Dalton ranks third in the league with 5.3 assists per contest.

### 80 or More

Southeast scored 80 or more points for the 13th time this season when it lost at Eastern Kentucky, 91-88, Thursday. The Redhawks 24-point victory (83-59) over Hannibal-La-Grange (Nov. 28) is presently their largest of the year. That stands as Southeast's biggest margin of victory in a non-conference game since the Redhawks beat Central Arkansas, 87-63, on Dec. 1, 2016.

### Mileage Counter

The Redhawks travelled over 10,000 miles between air and ground transportation this season. Southeast made stops to St. Louis, Missouri, Dallas, Texas, Monroe, Louisiana, Ruston, Louisiana, Evansville, Indiana, Cancun, Mexico, New Orleans, Louisiana, Newark, New Jersey, Raleigh, North Carolina, Durham, North Carolina, Washington, DC and Manhattan, Kansas, Charleston, Illinois, Edwardsville, Illinois, Clarksville, Tennessee, Murray, Kentucky, Cookeville, Tennessee, Jacksonville, Alabama and Morehead, Kentucky during its travel stretch.

### Non-Division I

The Redhawks picked up their 27th-straight against non-Division I teams when they beat Hannibal-LaGrange, 83-59, on Nov. 28. Southeast hasn't lost to a non-Division I program since 2001-02 (62-52, vs. Birmingham Southern on Nov. 16). The Redhawks won both of their matchups against non-Division I foes this year.

### Carpenter and Vranes Make First Career Starts

Freshman Justin Carpenter and senior Milos Vranes made their first career starts against North Carolina Central (Nov. 26). Carpenter turned in a double-double 14 points and 11 rebounds, the first of his career and Southeast's second this season. Vranes scored three points and added seven rebounds in 19 minutes.

# Southeast Missouri State REDHAWKS

2017-18 BASKETBALL NOTES / UT MARTIN • FEB. 24

## Lineup Combinations

Southeast has used six different starting lineups in 30 games this season. Most recently, Ledarrius Brewer, Justin Carpenter, Daniel Simmons, Denzel Mahoney and Jonathan Dalton started vs. SIU Edwardsville (Feb. 17).

## Cancun Challenge Recap

The Redhawks went 1-3 in this year's Cancun Challenge. Southeast dropped a 96-95 overtime decision at Louisiana Tech (Nov. 13) and fell to Evansville (Nov. 16), 66-50, on the road stateside. The Redhawks advanced to the Mayan Division title game with a 74-59 win over Cal State Northridge (Nov. 21) and rounded out the event with a 88-82 loss to Montana State (Nov. 22) in Cancun, Mexico.

## Mahoney and Brewer Earn

### All-Tournament Honors

Sophomore Denzel Mahoney and freshman Ledarrius Brewer were named to the Mayan Division Cancun Challenge All-Tournament Team. Mahoney averaged 18.3 points, six rebounds and shot 56.3 percent (27-of-48) from the field in four games. He also scored 18 or more points three times in the tournament, including a season-high 27 against Montana State (Nov. 22). Brewer followed with 14.3 points per game and made a team-high 11 three-pointers during the four-game stretch.

## Season-Best Shooting

Southeast shot a season-high 56.9 percent from the field in its 88-82 loss to Montana State (Nov. 22). The Redhawks made 29-of-51 shots and scored 20 of their points at the free throw line.

## Tournament Play

Southeast picked up its first win in tournament play under head coach Rick Ray when it beat Cal State Northridge, 74-59, at the Cancun Challenge on Nov. 21. The Redhawks finished the Cancun Challenge with a 1-3 mark.

## OVC Rankings

The Redhawks rank among the top five in the Ohio Valley Conference in scoring offense (3rd, 75.9 ppg), free throw percentage (4th, .738), field goal percentage (3rd, .460), 3-point field goal percentage (1st, .386), assists (5th, 13.6), assist/turnover ratio (4th, 1.1) and 3-point field goals made (2nd, 9.0 per game). Individually, Denzel Mahoney rates second in the league in scoring (19.3 ppg) and tied for second in 3-point field goal percentage (.435), and Jonathan Dalton is third in assists (5.4 apg) and assist/turnover ratio (2.6), and Daniel Simmons is second in 3-point field goal percentage (.442).

## Down to the Wire

Southeast took a strong Louisiana Tech team to the wire in a 96-95 overtime loss on Nov. 13. Freshman Justin Carpenter made two free throws with 30 seconds left and the Redhawks got a big stop to force the game to overtime. Louisiana Tech went on a 7-0 run, did not miss a field goal (5-of-5) and made 7-of-10 free throws to escape in the extra period. Both teams went back-and-forth to 13 ties and 10 lead changes and scored a combined 86 points in the paint. Eight different players scored double figures between the two teams, including four with 20 or more. The 95 points were Southeast's most in a game against a Division I opponent under head coach Rick Ray.

## Season-Opening Win

The Redhawks opened the 2017-18 season with an 81-69 victory over NAIA member Missouri Baptist on Nov. 10. Southeast tipped off a season on its homecourt for the first time in 12 years. The Redhawks improved to 10-17 all-time in season-opening games since moving to the NCAA Division I ranks in 1991-92. Southeast ended an 11-year losing streak in season-opening games.

## Redhawk Debuts

A total of six players made their NCAA Division I debuts at Southeast against Missouri Baptist (Nov. 10). Mark Laros, Ray Kowalski, Isaiah Gable, Donnie Lewis, Justin Carpenter and Ledarrius Brewer all participated. Laros narrowly missed a double-double with nine points and nine rebounds in his first career start, while Brewer came off the bench to score 14 points in 26 minutes.

## Year Three

Rick Ray is in his third season as Southeast's head coach. Ray led the Redhawks to a +10 increase in the win column and Southeast was the 22nd Most Improved Team in NCAA Division I Basketball a year ago. The Redhawks finished at 15-18 overall and second in the Ohio Valley Conference West Division with a 9-7 mark after going 5-24 and placing last in the OVC in 2015-16. Ray received a two-year contract extension that runs through the 2020-21 season.

## Active Streak

Denzel Mahoney has started 63-consecutive games. Mahoney scored in 62 contests during his college career. He opened the season with 21 points against Missouri Baptist (Nov. 10) and 25 at Louisiana Tech (Nov. 13), and scored a career-high 36 at SIU Edwardsville (Jan. 18).

## Season 111

This year marks the 111th season of Southeast Basketball. The Redhawks are 1,256-1,144 all-time in program history. Southeast is in its 27th season at the NCAA Division I level, where it is 326-459 overall and 183-268 in the Ohio Valley Conference.

# Southeast Missouri State **REDHAWKS**

## HEAD COACH RICK RAY



### **Rick Ray begins his third season at Southeast Missouri in 2017-18.**

Rick Ray enters his third year as Southeast Missouri's head coach.

In his second season a year ago, Ray led Southeast to a +10 increase in the win column as the Redhawks were the 22nd Most Improved Team in NCAA Division I Basketball. The Redhawks finished at 15-18 overall and second in the Ohio Valley Conference West Division with a 9-7 mark after going 5-24 and placing last in the OVC in 2015-16.

Southeast made its 15th all-time OVC Tournament appearance with Ray winning the first game he coached at the event when the Redhawks erased a 14-point deficit to beat Tennessee State in overtime.

Statistically, Southeast showed dramatic improvement from the previous season. The Redhawks ranked among the top-five in the OVC in several

## **RICK RAY**

Head Coach • Third Year • Grand View College, 1994

categories, including steals (1st, 7.7), assist/turnover ratio (5th, 1.1) and 3-point field goals made (5th, 8.0). Southeast made its biggest jump from the 2015-16 season to this past season in turnover margin (8th to 1st), 3-point field goal percentage (last to 2nd) and free throw percentage (last to 2nd). Nationally, Southeast went from 331st to 49th in free throw percentage and 336th to 59th in total 3-point field goals made, while making significant improvement in many other areas during the 2016-17 campaign.

Additionally, Ray coached a pair of All-OVC selections in guards Antonius Cleveland and Denzel Mahoney. Cleveland earned first-team honors, became the first Southeast player to make the national College Slam Dunk Championship and agreed to a deal with the Golden State Warriors. Mahoney was the league's Freshman of the Year, a second-team pick, All-Newcomer selection and OVC All-Tournament Team honoree. It was the first time the Redhawks had multiple All-OVC selections since 2013-14 (Tyler Stone, Jarekious Bradley).

Following the 2016-17 campaign, Ray received a two-year contract extension that runs through the 2020-21 season.

Ray was introduced as the 20th head coach in Southeast Missouri men's basketball history on April 13, 2015.

Ray, who agreed to a four-year contract that will run through 2019, is the first African-American head coach

in the 109-year history of the program.

A tireless worker, Ray is structuring his program to achieve success both on the court and in the classroom.

In his first summer on the job, Ray challenged his players to excel academically and they did so by accumulating a 3.38 grade point average, the program's highest in a summer term.

Twelve of the 15 players enrolled in summer classes posted a 3.0 or higher GPA. To take it even further, Ray convinced other players to remain on campus and finish what they started. As a result, seven players graduated. Nino Johnson, Jarekious Bradley, Darrian Gray and J.J. Thompson, along with former players Corey Wilford, Waylon Jones and Dainmon Gonner all earned their bachelor degrees.

The next summer, the Redhawks recorded a 3.33 GPA with six players achieving a 4.0 and 11 notching a 3.0 or higher GPA.

Ray's 2015-16 team was the first to play in a newly-renovated Show Me Center, which has served as home to Redhawk Basketball since 1987.

One of the best basketball arenas in the Ohio Valley Conference, the Show Me Center received a new state-of-the-art center-hung video board, brand new telescopic seating, a new exterior roof and additional improvements to lighting and sound systems. All renovations were completed for the 2015-16

campaign.

Prior to Southeast, Ray spent three seasons as head coach at Mississippi State. He led the Bulldogs to a 2-2 mark in the SEC Tournament, including an upset win against Vanderbilt in 2013-14. Ray helped the development of two All-SEC freshmen in Craig Sword and Gavin Ware, as his recruiting classes received national attention. In addition, Ray had a 100 percent graduation rate during his tenure at MSU.

Certainly no stranger to NCAA postseason play, Ray has been an assistant at three different institutions that enjoyed success at the highest level.

Before arriving in Starkville, Mississippi, Ray spent two seasons at Clemson, where he was associate head coach to Brad Brownell. Ray also spent four successful years on the staff of Matt Painter at Purdue. He began his Division I coaching career at Indiana State, serving seven seasons.

All three programs participated in the NCAA Tournament. While at Clemson coaching in the highly-competitive Atlantic Coast Conference, the Tigers won 38 games during Ray's two-year stint as associate head coach. In 2010-11, the Tigers finished the year with a 22-12 overall record and 9-7 mark in the ACC en route to making the NCAA Tournament for the fourth-straight season. Clemson advanced to the second round of the tournament that year.

Ray was an assistant coach from 2006-10 under Painter at Purdue, where the Boilermakers won 103 games during his first four years on staff, including 15



# Southeast Missouri State REDHAWKS

## HEAD COACH RICK RAY

victories over Top 25 competition. During his tenure, Purdue advanced to the NCAA Tournament each season and made the Sweet 16 his last two years there.

In 2009, the Boilermakers won the Big Ten Tournament and secured a No. 5 seed in the NCAA Tournament. A year later, Ray helped the Boilermakers to 29 wins, tied for the most in Purdue history for a single season. Purdue earned a No. 4 seed and lost in the round of 16 to eventual NCAA champion Duke during the 2010 NCAA Tournament.

Ray was part of the 2006-07 Purdue staff that signed arguably the top class in school history, a group that was rated No. 5 nationally by Scout.com and No. 6 by Rivals.com. That class included All-Americans Robbie Hummel and JaJuan Johnson and current NBA player E'Twaun Moore.

While at Purdue, Ray was on Painter's staff that also included Cuonzo Martin, who recently completed his second season at Cal, and Paul Lusk, who is head coach at Missouri State.

Ray coached at Missouri Valley Conference member Indiana State for a period of seven years (1997-2004), helping ISU to consecutive 20-win seasons and NCAA Tournament appearances in 1999-2000 and 2000-01. In 1999-2000, the Sycamores compiled a 14-4 record in the MVC and won the regular season title. ISU then won the MVC Tournament the following season. The Sycamores later upset No. 4 seed Oklahoma in the first round of the 2001 NCAA Tournament. In addition, Ray was part of the

ISU staff that defeated perennial power Indiana in back-to-back seasons.

Following his time at ISU, Ray spent two seasons (2004-06) as an assistant coach and recruiting coordinator at Northern Illinois. In 2005-06, the Huskies were regular season Western Division champions in the Mid-American Conference for the first time in school history with a 17-11 overall record and 12-6 ledger in the MAC.

Ray began his coaching career as a graduate assistant

at the University of Nebraska-Omaha, a Division II program. He helped orchestrate a seven-win turnaround during his second season in 1996-97.

A standout player for Grand View College (Iowa), Ray was an All-American Scholar-Athlete and honorable mention all-conference performer in 1993.

He earned his undergraduate degree in applied mathematics and secondary education from Grand View in 1994. Ray received his master's degree in athletic administration from

Nebraska-Omaha in 1997.

Those type of heralded credentials helped Ray make the transition to head coach.

In 2013, he was the recipient of Grand View's Distinguished Alumni Award.

Born in Gardena, California, Ray moved to Kansas City, Kansas with his family when he was six years old.

Ray and his wife, Breyana, have two sons, Deacon and Mason, and a daughter, Katriece.

## Ray's 2016-17 team showed dramatic improvement and the Redhawks will look to build on that success in his third year at the helm.

### YEAR-BY-YEAR RECORDS

Year	School	Assignment	Record	Conference	Postseason
1995-96	Nebraska-Omaha	Graduate Assistant	-	-	-
1996-97	Nebraska-Omaha	Graduate Assistant	-	-	-
1997-98	Indiana State	Assistant Coach	16-11	10-8	-
1998-99	Indiana State	Assistant Coach	15-12	10-8	-
1999-2000	Indiana State	Assistant Coach	22-10	14-4	NCAA Tournament First Round
2000-01	Indiana State	Assistant Coach	22-12	10-8	NCAA Tournament Second Round
2001-02	Indiana State	Assistant Coach	6-22	4-14	-
2002-03	Indiana State	Assistant Coach	7-24	2-16	-
2003-04	Indiana State	Assistant Coach	9-19	5-13	-
2004-05	Northern Illinois	Assistant Coach	11-17	7-11	-
2005-06	Northern Illinois	Assistant Coach	17-11	12-6	-
2006-07	Purdue	Assistant Coach	22-12	9-7	NCAA Tournament Second Round
2007-08	Purdue	Assistant Coach	25-9	15-3	NCAA Tournament Second Round
2008-09	Purdue	Assistant Coach	27-10	11-7	NCAA Tournament Sweet 16
2009-10	Purdue	Assistant Coach	29-6	14-4	NCAA Tournament Sweet 16
2010-11	Clemson	Associate Head Coach	22-12	9-7	NCAA Tournament Second Round
2011-12	Clemson	Associate Head Coach	16-15	8-8	-
2012-13	Mississippi State	Head Coach	10-22	4-14	-
2013-14	Mississippi State	Head Coach	14-19	3-15	-
2014-15	Mississippi State	Head Coach	13-19	6-12	-
2015-16	Southeast Missouri	Head Coach	5-24	2-14	-
2016-17	Southeast Missouri	Head Coach	15-18	9-7	OVC Tournament Quarterfinals
2017-18	Southeast Missouri	Head Coach	14-16	8-9	-

#### Career Record: 71-118 (6 years)

Record at Southeast Missouri: 34-58, 19-30 OVC (3 years)

Record at Mississippi State: 37-60, 13-41 SEC (3 years)

Record as a college assistant/associate head coach: 266-202

# Southeast Missouri State **REDHAWKS**

## **MEDIA INFORMATION**

### **Redhawks Radio Network**

All Redhawk basketball games will be broadcast live on the radio at ESPN 92.9 FM and Real Rock 99.3 FM, and online at GoSoutheast.com. Erik Sean is in his 18th year as the “Voice of the Redhawks.” Sean is the Director of Sports Operations for Mississippi River Radio's eight radio stations in Cape Girardeau. He is an 11-time winner of the Missouri Broadcasters Association's Play-by-Play Award and three-time winner of the MBA's Sports Award. Sean will be assisted by Jess Bolen throughout the season.

### **Radio Network Affiliates**

#### **ESPN 92.9 FM (KLSC)**

Cape Girardeau, Mo.  
(Flagship)

#### **Real Rock 99.3 FM (KCGQ)**

Cape Girardeau, Mo.

#### **ESPN 1220 AM (KGIR)**

Cape Girardeau, Mo.

#### **ESPN 1470 (KMAL)**

Malden, Mo.

### **Practices**

All Southeast Missouri men's basketball practices are closed. Requested media interviews during the week should be made to Jeff Honza. Media interviews will be conducted before practice.

### **Credentials**

Credentials are required for entrance to the Show Me Center. To request season or single-game credentials, please contact Southeast Missouri Sports Information Director Jeff Honza by phone (573) 651-2933 or email [jhonza@semo.edu/redhawk1@me.com](mailto:jhonza@semo.edu/redhawk1@me.com). Credentials can be picked up at the NCAA pass gate located inside the main entrance of the Show Me Center.

### **Radio Show**

Southeast Missouri's basketball radio show returns to Wings Etc. this season. This year's radio shows will be on Mondays each week, beginning Nov. 27. A total of 12 shows are on this year's schedule, including eight in Cape Girardeau (3047 William Street) and four in Jackson (2003 East Jackson Blvd.). Erik Sean will host the radio show which airs live on ESPN 92.9 FM and ESPN 1220 AM each week. Fans can also watch every radio show live online at [SEMOESPN.com](http://SEMOESPN.com).

### **Radio Show Schedule**

Nov. 27 - Wings Etc. (Cape Girardeau)

Dec. 4 - Wings Etc. (Cape Girardeau)

Dec. 11 - Wings Etc. (Jackson)

Dec. 18 - Wings Etc. (Cape Girardeau)

Jan. 8 - Wings Etc. (Cape Girardeau)

Jan. 15 - Wings Etc. (Cape Girardeau)

Jan. 22 - Wings Etc. (Cape Girardeau)

Jan. 29 - Wings Etc. (Jackson)

Feb. 5 - Wings Etc. (Cape Girardeau)

Feb. 12 - Wings Etc. (Cape Girardeau)

Feb. 19 - Wings Etc. (Jackson)

### **Redhawks Basketball with Coach Ray**


“Redhawks Basketball with Coach Ray” will be televised Monday nights at 11:05 p.m., CT, on the Heartland CW (WQWQ-TV) and Charter Cable Channel 12. It also airs on Cable Channel 11 and simulcast on digital channel 89 on Tuesdays, Wednesdays and Thursdays at the following times: 8:30 a.m., 8 p.m. and midnight. The show begins Nov. 27 and is hosted by KFVS Sports Director Todd Richards.

### **OVC Digital Network**


The 2017-18 season is the sixth year for the OVC Digital Network which provides live games free on any device. Fans can watch Southeast Missouri's home and away OVC matchups free of charge online at [OVCDigitalNetwork.com](http://OVCDigitalNetwork.com).

# Southeast Missouri State REDHAWKS


2017-18 REDHAWKS




**1**  
**DONDRE DUFFUS**  
G / 6-3 / 183 / Jr.  
Palm Beach, Fla.




**3**  
**RAY KOWALSKI**  
G / 6-3 / 195 / R-Fr.  
Concord, N.C.




**4**  
**MILOS VRANES**  
F / 6-7 / 200 / Sr.  
Belgrade, Serbia




**5**  
**JONATHAN DALTON**  
G / 5-10 / 155 / Jr.  
New Orleans, La.




**10**  
**KHALIL CUFFEE**  
G / 6-4 / 210 / Fr.  
Fairburn, Ga.




**13**  
**ISAIAH GABLE**  
F / 6-7 / 195 / Fr.  
Greenville, Ohio




**15**  
**DONNIE LEWIS**  
G / 6-1 / 170 / Jr.  
Lexington, Ky.




**20**  
**JUSTIN CARPENTER**  
F / 6-9 / 230 / Fr.  
Mt. Carmel, Ill.




**22**  
**SKYLER HOGAN**  
G / 6-3 / 180 / So.  
Melbourne, Fla.




**23**  
**DANIEL SIMMONS**  
G / 6-2 / 196 / Sr.  
Biggersville, Miss.



**25**  
**LEDARRUS BREWER**  
G / 6-5 / 200 / Fr.  
Meridian, Miss.



**34**  
**DENZEL MAHONEY**  
G/F / 6-4 / 213 / So.  
Oviedo, Fla.




**42**  
**MARK LAROS**  
C / 6-10 / 223 / Jr.  
Hengelo, Netherlands




**RICK RAY**  
Head Coach  
Third Year



**ADAM GORDON**  
Assistant Coach  
Third Year



**NICK LAGROONE**  
Assistant Coach  
Third Year



**CHRIS MOORE**  
Assistant Coach  
Third Year



**JONATHAN ORTIZ**  
Graduate Manager  
First Year



**TOM BERRYMAN**  
Director of Operations  
Second Year

# Southeast Missouri State REDHAWKS

## 2017-18 STATISTICS



### 2017-18 Southeast Missouri Basketball Southeast Missouri Combined Team Statistics (as of Feb 22, 2018) All games



RECORD:	OVERALL	HOME	AWAY	NEUTRAL
ALL GAMES	14-16	7-6	6-9	1-1
CONFERENCE	8-9	4-4	4-5	0-0
NON-CONFERENCE	6-7	3-2	2-4	1-1

##	Player	gp-gs	min	avg	Total		3-Point		F-Throw		Rebounds				pf	dq	a	to	blk	stl	pts	avg
					fg-fga	fg%	3fg-fga	3fg%	ft-fa	ft%	off	def	tot	avg								
34	MAHONEY, Denzel	30-30	939	31.3	174-369	.472	62-147	.422	177-210	.843	43	111	154	5.1	87	2	38	50	5	28	587	19.6
25	BREWER, Ledarius	30-26	877	29.2	146-347	.421	69-189	.365	72-97	.742	13	104	117	3.9	62	3	37	55	15	29	433	14.4
23	SIMMONS, Daniel	30-14	752	25.1	127-274	.464	44-99	.444	71-103	.689	14	99	113	3.8	67	2	60	52	3	30	369	12.3
20	CARPENTER, Justin	29-22	617	21.3	97-186	.522	6-22	.273	49-74	.662	57	78	135	4.7	77	0	21	35	13	13	249	8.6
04	VRANES, Milos	29-15	555	19.1	63-139	.453	32-82	.390	16-30	.533	29	90	119	4.1	61	1	18	42	5	11	174	6.0
01	DUFFUS, Dondre	3-0	43	14.3	5-10	.500	2-3	.667	5-6	.833	0	5	5	1.7	9	0	3	6	0	3	17	5.7
05	DALTON, Jonathan	30-29	963	32.1	50-103	.485	18-47	.383	42-62	.677	19	43	62	2.1	60	1	160	62	0	37	160	5.3
03	KOWALSKI, Ray	25-5	418	16.7	40-106	.377	27-68	.397	12-12	1.000	4	25	29	1.2	24	0	16	19	0	5	119	4.8
13	GABLE, Isaiah	14-0	176	12.6	19-49	.388	13-34	.382	7-11	.636	1	20	21	1.5	16	0	5	6	0	0	58	4.1
42	LAROS, Mark	26-7	400	15.4	48-76	.632	0-4	.000	7-15	.467	39	53	92	3.5	35	0	9	25	11	8	103	4.0
15	LEWIS, Donnie	30-2	310	10.3	5-12	.417	4-9	.444	6-11	.545	7	15	22	0.7	37	0	41	14	0	9	20	0.7
Team											37	61	98		2		7					
Total.....		30	6050		774-1671	.463	277-704	.393	464-631	.735	263	704	967	32.2	537	9	408	373	52	173	2289	76.3
Opponents.....		30	6050		832-1738	.479	253-675	.375	424-601	.705	300	732	1032	34.4	550	-	425	371	119	150	2341	78.0

TEAM STATISTICS	SEMO	OPP
SCORING	2289	2341
Points per game	76.3	78.0
Scoring margin	-1.7	-
FIELD GOALS-ATT	774-1671	832-1738
Field goal pct	.463	.479
3 POINT FG-ATT	277-704	253-675
3-point FG pct	.393	.375
3-pt FG made per game	9.2	8.4
FREE THROWS-ATT	464-631	424-601
Free throw pct	.735	.705
F-Throws made per game	15.5	14.1
REBOUNDS	967	1032
Rebounds per game	32.2	34.4
Rebounding margin	-2.2	-
ASSISTS	408	425
Assists per game	13.6	14.2
TURNOVERS	373	371
Turnovers per game	12.4	12.4
Turnover margin	-0.1	-
Assist/turnover ratio	1.1	1.1
STEALS	173	150
Steals per game	5.8	5.0
BLOCKS	52	119
Blocks per game	1.7	4.0
ATTENDANCE	15824	45128
Home games-Avg/Game	13-1217	15-3009
Neutral site-Avg/Game	-	2-0

Score by Periods	1st	2nd	OT	Totals
Southeast Missouri	1054	1212	23	2289
Opponents	1096	1225	20	2341

Date	Opponent	Score	Att.
11-10-17	MISSOURI BAPTIST	W 81-69	1239
\$ 11-13-17	at Louisiana Tech	Lot 95-96	2456
\$ 11-16-17	at Evansville	L 50-66	3151
\$ 11-21-17	vs CSUN	W 74-59	0
\$ 11-22-17	vs MONTANA STATE	L 82-88	0
11-26-17	N.C. CENTRAL	L 70-77	645
11-28-17	HANNIBAL-LAGRANGE	W 83-59	815
12-02-17	at N.C. Central	W 86-77	873
12-06-17	UMKC	W 91-87	1586
12-09-17	at Southern Illinois	W 75-69	4493
12-16-17	at Kansas State	L 71-89	7389
12-20-17	BRADLEY	L 67-75	702
12-22-17	at Saint Louis	L 48-78	8021
* 12-28-17	BELMONT	L 72-94	1310
* 12-31-17	TENNESSEE STATE	W 77-65	615
* 01-04-18	at Murray St.	L 73-89	2728
* 01-06-18	at Austin Peay	L 71-76	1825
* 01-11-18	MOREHEAD STATE	W 78-75	915
* 01-13-18	EASTERN KENTUCKY	L 86-91	1206
* 01-18-18	at SIUE	W 86-74	1147
* 01-20-18	at Eastern Illinois	W 86-74	1369
* 01-25-18	at Tennessee Tech	L 65-76	1936
* 01-27-18	at Jacksonville State	L 60-78	2688
* 02-01-18	MURRAY STATE	L 75-87	2035
* 02-03-18	AUSTIN PEAY	L 81-96	2234
* 02-08-18	at Morehead State	W 78-62	3315
* 02-10-18	at UT Martin	Wot 81-77	1897
* 02-15-18	EASTERN ILLINOIS	W 80-73	825
* 02-17-18	SIUE	W 79-74	1697
* 02-22-18	at Eastern Kentucky	L 88-91	1840

\* = Conference game  
\$ = Cancun Challenge



# Southeast Missouri State REDHAWKS

## 2017-18 OVC STATISTICS



### 2017-18 Southeast Missouri Basketball Southeast Missouri Combined Team Statistics (as of Feb 22, 2018) Conference games only



RECORD:	OVERALL	HOME	AWAY	NEUTRAL
ALL GAMES	8-9	4-4	4-5	0-0
CONFERENCE	8-9	4-4	4-5	0-0
NON-CONFERENCE	0-0	0-0	0-0	0-0

#	Player	gp-gs	min	avg	Total		3-Point		F-Throw		Rebounds				pf	dq	a	to	blk	stl	pts	avg
					fg-ga	fg%	3fg-ga	3fg%	ft-fta	ft%	off	def	tot	avg								
34	MAHONEY, Denzel	17-17	553	32.5	99-219	.452	42-102	.412	105-121	.868	31	68	99	5.8	52	2	24	30	2	21	345	20.3
25	BREWER, Ledarius	17-17	535	31.5	92-209	.440	45-125	.360	54-72	.750	7	66	73	4.3	30	1	16	34	10	16	283	16.6
23	SIMMONS, Daniel	17-8	445	26.2	77-155	.497	25-56	.446	41-61	.672	7	66	73	4.3	45	1	28	36	2	18	220	12.9
20	CARPENTER, Justin	17-15	363	21.4	51-103	.495	3-10	.300	26-42	.619	32	35	67	3.9	49	0	9	21	5	6	131	7.7
05	DALTON, Jonathan	17-17	563	33.1	35-73	.479	14-35	.400	23-36	.639	10	24	34	2.0	36	1	93	38	0	21	107	6.3
04	VRANES, Milos	16-7	299	18.7	30-67	.448	19-45	.422	9-16	.563	14	40	54	3.4	34	1	9	24	1	6	88	5.5
13	GABLE, Isaiah	3-0	36	12.0	4-11	.364	2-7	.286	3-4	.750	1	3	4	1.3	2	0	1	0	0	0	13	4.3
03	KOWALSKI, Ray	13-0	188	14.5	17-37	.459	14-29	.483	4-4	1.000	1	9	10	0.8	11	0	6	9	0	2	52	4.0
42	LAROS, Mark	17-2	255	15.0	28-43	.651	0-4	.000	2-7	.286	20	35	55	3.2	24	0	7	15	5	4	58	3.4
15	LEWIS, Donnie	17-2	188	11.1	5-11	.455	4-8	.500	5-9	.556	3	12	15	0.9	20	0	31	12	0	5	19	1.1
Team											17	34	51		2		4					
Total.....		17	3425		438-928	.472	168-421	.399	272-372	.731	143	392	535	31.5	305	6	224	223	25	99	1316	77.4
Opponents.....		17	3425		481-998	.482	148-399	.371	242-336	.720	178	408	586	34.5	317	-	238	217	61	94	1352	79.5

TEAM STATISTICS	SEMO	OPP	Date	Opponent	Score	Att.
SCORING	1316	1352	* 12-28-17	BELMONT	L 72-94	1310
Points per game	77.4	79.5	* 12-31-17	TENNESSEE STATE	w 77-65	615
Scoring margin	-2.1	-	* 01-04-18	at Murray St.	L 73-89	2728
FIELD GOALS-ATT	438-928	481-998	* 01-06-18	at Austin Peay	L 71-76	1825
Field goal pct	.472	.482	* 01-11-18	MOREHEAD STATE	w 78-75	915
3 POINT FG-ATT	168-421	148-399	* 01-13-18	EASTERN KENTUCKY	L 86-91	1206
3-point FG pct	.399	.371	* 01-18-18	at SIUE	w 86-74	1147
3-pt FG made per game	9.9	8.7	* 01-20-18	at Eastern Illinois	w 86-74	1369
FREE THROWS-ATT	272-372	242-336	* 01-25-18	at Tennessee Tech	L 65-76	1936
Free throw pct	.731	.720	* 01-27-18	at Jacksonville State	L 60-78	2688
F-Throws made per game	16.0	14.2	* 02-01-18	MURRAY STATE	L 75-87	2035
REBOUNDS	535	586	* 02-03-18	AUSTIN PEAY	L 81-96	2234
Rebounds per game	31.5	34.5	* 02-08-18	at Morehead State	w 78-62	3315
Rebounding margin	-3.0	-	* 02-10-18	at UT Martin	Wot 81-77	1897
ASSISTS	224	238	* 02-15-18	EASTERN ILLINOIS	w 80-73	825
Assists per game	13.2	14.0	* 02-17-18	SIUE	w 79-74	1697
TURNOVERS	223	217	* 02-22-18	at Eastern Kentucky	L 88-91	1840
Turnovers per game	13.1	12.8				
Turnover margin	-0.4	-				
Assist/turnover ratio	1.0	1.1				
STEALS	99	94				
Steals per game	5.8	5.5				
BLOCKS	25	61				
Blocks per game	1.5	3.6				
ATTENDANCE	10837	18745				
Home games-Avg/Game	8-1355	9-2083				
Neutral site-Avg/Game	-	0-0				

\* = Conference game  
\$ = Cancun Challenge

Score by Periods	1st	2nd	OT	Totals
Southeast Missouri	603	706	7	1316
Opponents	625	724	3	1352

# Southeast Missouri State REDHAWKS

## 2017-18 STATISTICS

### Comparison Game-by-Game (Southeast Missouri/Opponent)

Opponent	1st	2nd	Score	Mar	Total FG	FG Pct	3-Pointers	3FG Pct	Free Throws	FT Pct	Rebounds (Mar)	Assist	T/Over	Block	Steal	Fouls
Missouri Baptist	37/27	44/42	81-69	+12	27-54/24-48	.500/.500	8-20/8-23	.400/.348	19-21/13-23	.905/.565	29/30 (1)	17/10	13/18	2/4	7/3	18/16
Louisiana Tech	39/39	40/40	95-96	(1)	36-75/31-60	.480/.517	9-25/6-21	.360/.286	14-19/28-34	.737/.824	37/37 -	20/16	9/9	4/8	6/1	20/17
Evansville	21/36	29/30	50-66	(16)	19-48/18-45	.396/.400	8-25/8-18	.320/.444	4-8/22-27	.500/.815	31/28 +3	9/12	18/10	5/2	5/5	24/14
Cal State Northridge	39/28	35/31	74-59	+15	28-61/21-62	.459/.339	10-24/5-19	.417/.263	8-11/12-17	.727/.706	39/36 +3	17/9	10/9	4/3	7/5	16/11
Montana State	34/41	48/47	82-88	(6)	29-51/27-54	.569/.500	4-15/8-20	.267/.400	20-26/26-34	.769/.765	31/26 +5	11/12	15/11	1/2	5/6	26/24
North Carolina Central	32/41	38/36	70-77	(7)	22-63/28-54	.349/.519	5-20/7-19	.250/.368	21-27/14-22	.778/.636	42/34 +8	11/12	12/12	0/4	7/7	18/22
Hannibal-LaGrange	33/33	50/26	83-59	+24	31-63/25-58	.492/.431	6-19/4-18	.316/.222	15-21/5-12	.714/.417	37/33 +4	14/13	10/18	3/6	10/5	12/19
North Carolina Central	38/35	48/42	86-77	+9	31-55/29-57	.564/.509	10-16/5-15	.625/.333	14-22/14-19	.636/.737	31/30 +1	18/17	10/13	2/2	6/2	16/20
UMKC	48/37	43/50	91-87	+4	28-58/31-72	.483/.431	12-22/15-34	.545/.441	23-30/10-14	.767/.714	39/41 (2)	21/17	10/9	5/6	3/4	15/25
Southern Illinois	39/25	36/44	75-69	+6	22-50/25-63	.440/.397	12-26/11-28	.462/.393	19-30/8-15	.633/.533	34/41 (7)	9/15	11/15	0/6	8/3	20/23
Kansas State	39/53	32/36	71-89	(18)	25-57/35-56	.439/.625	11-25/11-23	.440/.478	10-10/8-16	1.000/.500	19/37 (18)	16/25	9/11	0/4	4/5	16/9
Bradley	29/41	38/34	67-75	(8)	21-55/25-53	.382/.472	9-25/9-18	.360/.500	16-22/16-23	.727/.696	35/36 (1)	11/12	12/10	0/5	3/4	20/20
Saint Louis	23/35	25/43	48-78	(30)	17-53/32-58	.321/.552	5-21/8-20	.238/.400	9-12/6-9	.750/.667	28/37 (9)	10/17	11/9	1/6	3/6	11/13
Belmont	36/47	36/47	72-94	(22)	24-59/36-60	.407/.600	9-23/14-28	.391/.500	15-23/8-10	.652/.800	29/34 (5)	13/21	12/10	0/5	7/4	13/21
Tennessee State	29/27	48/38	77-65	+12	24-53/24-56	.453/.429	12-35/8-22	.343/.364	17-20/9-11	.850/.818	39/27 +12	15/8	14/10	4/2	5/7	15/20
Murray State	34/45	39/44	73-89	(16)	25-55/29-54	.455/.537	8-21/8-17	.381/.471	15-20/23-30	.750/.767	31/31 -	13/12	15/12	0/3	5/9	22/19
Austin Peay	27/36	44/40	71-76	(5)	24-51/28-62	.471/.452	11-24/6-25	.458/.240	12-17/14-20	.706/.700	23/44 (21)	14/13	12/13	2/0	4/4	21/15
Morehead State	37/28	41/47	78-75	+3	26-51/28-58	.510/.483	8-29/7-25	.276/.280	18-25/12-17	.720/.706	30/36 (6)	11/10	13/17	2/0	5/6	19/22
Eastern Kentucky	36/44	50/47	86-91	(5)	30-60/29-64	.500/.453	11-28/12-29	.393/.414	15-21/21-22	.714/.955	37/29 +8	14/15	16/10	1/2	6/5	17/19
SIU Edwardsville	35/28	51/46	86-74	+12	26-55/25-63	.473/.397	11-24/10-33	.458/.303	23-29/14-23	.793/.609	35/38 (3)	16/16	11/10	1/5	7/4	17/21
Eastern Illinois	36/43	50/31	86-74	+12	27-56/27-58	.482/.466	12-26/8-24	.462/.333	20-22/12-18	.909/.667	29/34 (5)	20/16	10/14	0/4	6/3	14/17
Tennessee Tech	33/29	32/47	65-76	(11)	21-49/29-63	.429/.460	10-26/8-25	.385/.320	13-20/10-11	.650/.909	23/43 (20)	11/18	11/15	1/5	8/6	15/15
Jacksonville State	27/39	33/39	60-78	(18)	18-47/28-57	.383/.491	8-25/7-21	.320/.333	16-23/15-19	.696/.789	26/39 (13)	11/19	17/15	1/3	6/8	18/21
Murray State	34/32	41/55	75-87	(12)	28-68/30-58	.412/.517	5-22/11-23	.227/.478	14-19/16-24	.737/.667	38/38 -	5/10	11/15	2/4	8/7	19/21
Austin Peay	49/51	32/45	81-96	(15)	30-54/37-67	.556/.552	8-21/11-19	.381/.579	13-20/11-14	.650/.786	27/34 (7)	13/23	14/10	4/4	3/2	18/21
Morehead State	35/36	43/26	78-62	+16	28-53/21-51	.528/.412	9-23/5-22	.391/.227	13-19/15-28	.684/.536	33/33 -	14/7	15/17	2/4	8/4	19/16
UT Martin	29/39	45/35	81-77	+4	30-55/31-59	.545/.525	10-27/8-23	.370/.348	11-15/7-12	.733/.583	30/29 +1	15/18	17/17	0/4	7/7	14/11
Eastern Illinois	45/30	35/43	80-73	+7	24-54/23-51	.444/.451	13-22/9-20	.591/.450	19-28/18-25	.679/.720	34/32 +2	14/9	9/2	0/5	9/4	19/19
SIU Edwardsville	35/28	44/46	79-74	+5	22-51/25-57	.431/.439	7-18/7-21	.389/.333	28-35/17-23	.800/.739	36/33 +3	10/6	11/12	2/5	3/8	22/25
Eastern Kentucky	46/43	42/48	88-91	(3)	31-57/31-60	.544/.517	16-27/9-22	.593/.409	10-16/20-29	.625/.690	35/32 +3	15/17	15/8	3/6	2/6	23/14
UT Martin																

### Points in the Paint, Second Chance Points, Points Off Turnovers, Fastbreak Points, Bench Points

Opponent	W/L	POINTS IN THE PAINT		2ND CHANCE POINTS		POINTS OFF TURNOVERS		FAST BREAK POINTS		BENCH POINTS	
		SEMO	OPP.	SEMO	OPP.	SEMO	OPP.	SEMO	OPP.	SEMO	OPP.
Missouri Baptist	W	30	26	5	6	23	9	4	0	25	30
Louisiana Tech	L	42	44	12	12	17	10	2	0	40	28
Evansville	L	16	18	0	0	10	19	6	0	28	11
Cal State Northridge	W	28	22	5	9	10	10	14	9	10	13
Montana State	L	44	28	13	8	17	13	6	7	26	29
North Carolina Central	L	26	36	13	4	16	9	4	2	24	31
Hannibal-LaGrange	W	44	32	12	7	21	11	4	6	32	6
North Carolina Central	W	40	38	10	11	17	14	12	10	22	32
UMKC	W	28	30	13	17	15	17	4	0	43	34
Southern Illinois	W	18	26	6	12	16	13	2	0	14	33
Kansas State	L	22	44	6	8	11	14	3	12	22	17
Bradley	L	16	22	7	6	7	12	2	2	25	29
Saint Louis	L	18	48	8	18	2	20	0	14	15	13
Belmont	L	16	38	16	10	13	15	4	4	14	37
Tennessee State	W	18	24	9	4	13	19	12	0	11	17
Murray State	L	30	40	11	6	15	23	4	8	23	9
Austin Peay	L	22	38	5	24	19	16	2	4	13	13
Morehead State	W	36	34	11	8	25	21	2	6	17	21
Eastern Kentucky	L	38	30	3	9	15	18	4	4	31	31
SIU Edwardsville	W	30	22	9	17	9	17	5	0	23	19
Eastern Illinois	W	26	30	10	6	21	13	12	5	29	0
Tennessee Tech	L	22	36	8	12	19	11	10	7	18	22
Jacksonville State	L	16	24	7	15	0	2	0	2	14	29
Murray State	L	34	36	14	14	8	18	2	2	2	16
Austin Peay	L	38	44	6	12	14	19	2	4	26	26
Morehead State	W	36	32	14	14	27	17	5	4	14	9
UT Martin	W	38	40	10	9	15	13	8	9	6	31
Eastern Illinois	W	14	12	11	2	18	14	6	2	16	17
SIU Edwardsville	W	26	28	5	7	16	13	2	4	15	10
Eastern Kentucky	L	28	30	9	7	13	15	0	0	21	16
UT Martin											

# Southeast Missouri State REDHAWKS

## 2017-18 STATISTICS

### Game-by-Game Leaders

Opponent	W/L	Score	Points	Rebounds	Assists	Blocks	Steals
Missouri Baptist	W	81-69	Mahoney - 21	Laros - 9	Dalton - 7	Laros, Mahoney - 1	Brewer - 2
Louisiana Tech	L	95-96 <sup>OT</sup>	Mahoney - 25	Mahoney - 7	Dalton - 7	Simmons, Laros, Carpenter, Brewer - 1	Dalton - 2
Evansville	L	50-66	Vranes - 16	Vranes - 10	Dalton - 5	Brewer - 2	Dalton - 3
Cal State Northridge	W	74-59	Brewer - 20	Laros - 9	Dalton - 5	Laros, Brewer, Mahoney, Carpenter - 1	Simmons - 3
Montana State	L	82-88	Mahoney - 27	Carpenter - 8	Dalton - 6	Laros - 1	Dalton, Simmons, Vranes, Carpenter, Brewer - 1
North Carolina Central	L	70-77	Mahoney, Simmons - 15	Carpenter - 11	Dalton - 5	-	Simmons, Dalton - 2
Hannibal-LaGrange	W	83-59	Mahoney - 27	Gable - 10	Mahoney, Lewis, Simmons - 3	Vranes, Carpenter, Laros - 1	Dalton, Lewis - 2
North Carolina Central	W	86-77	Carpenter - 20	Carpenter - 6	Dalton - 5	Vranes - 2	Mahoney - 2
UMKC	W	91-87	Simmons - 18	Carpenter - 11	Dalton - 10	Carpenter - 3	Dalton - 2
Southern Illinois	W	75-69	Mahoney - 18	Vranes, Simmons - 6	Dalton - 4	-	Duffus - 3
Kansas State	L	71-89	Mahoney - 23	Vranes - 6	Dalton, Simmons - 4	-	Carpenter, Dalton, Brewer, Lewis - 1
Bradley	L	67-75	Mahoney - 17	Brewer - 7	Dalton - 3	-	Vranes, Dalton, Brewer - 1
Saint Louis	L	48-78	Mahoney - 12	Carpenter - 7	Dalton - 4	Carpenter - 1	Brewer - 2
Belmont	L	72-94	Brewer - 21	Mahoney - 8	Dalton - 6	-	Mahoney, Dalton - 2
Tennessee State	W	77-65	Mahoney - 22	Mahoney - 11	Dalton, Lewis - 4	Brewer - 3	Mahoney - 2
Murray State	L	73-89	Brewer - 19	Vranes - 10	Dalton - 4	-	Dalton, Simmons - 2
Austin Peay	L	71-76	Mahoney - 24	Vranes - 5	Dalton - 9	Brewer, Mahoney - 1	Brewer - 2
Morehead State	W	78-75	Mahoney - 22	Laros - 8	Dalton - 6	Mahoney, Laros - 1	Mahoney, Laros, Dalton, Brewer, Simmons - 1
Eastern Kentucky	L	86-91	Mahoney - 25	Mahoney - 9	Dalton - 5	Laros - 1	Brewer - 2
SIU Edwardsville	W	86-74	Mahoney - 36	Mahoney - 7	Dalton - 7	Carpenter - 1	Simmons - 3
Eastern Illinois	W	86-74	Simmons - 26	Brewer - 7	Dalton - 6	-	Dalton - 2
Tennessee Tech	L	65-76	Mahoney - 19	Carpenter - 5	Dalton - 6	Brewer - 1	Mahoney - 4
Jacksonville State	L	60-78	Mahoney - 17	Simmons, Brewer - 4	Lewis - 4	Brewer - 1	Dalton - 3
Murray State	L	75-87	Mahoney - 30	Mahoney	Dalton, Simmons - 2	Carpenter - 2	Mahoney - 3
Austin Peay	L	81-96	Mahoney - 20	Simmons - 7	Dalton - 6	Laros - 2	Brewer - 2
Morehead State	W	78-62	Carpenter - 20	Simmons - 9	Dalton - 5	Vranes, Laros - 1	Dalton - 3
UT Martin	W	81-77 <sup>OT</sup>	Mahoney - 27	Brewer - 10	Dalton - 10	-	Dalton - 3
Eastern Illinois	W	80-73	Brewer - 34	Mahoney - 10	Dalton - 7	-	Carpenter - 3
SIU Edwardsville	L	88-91	Mahoney - 26	Simmons - 9	Mahoney - 5	Brewer - 2	Brewer, Simmons - 1
Eastern Kentucky							
UT Martin							

### Game-by-Game Starters

Opponent	W/L	Score	Guard	Guard	Guard	Forward	Center/Guard	First Man Off the Bench
Missouri Baptist	W	81-69	Dalton	Simmons	Kowalski	Mahoney	Laros, C	Brewer, 14 pts., 5 reb., 3 assists, 2 steals, 26 min.
Louisiana Tech	L	95-96 <sup>OT</sup>	Dalton	Simmons	Kowalski	Mahoney	Laros, C	Brewer, 20 pts., 6 reb., 1 assist, 1 block, 1 steal, 31 min.
Evansville	L	50-66	Dalton	Simmons	Kowalski	Mahoney	Laros, C	Carpenter, 2 pts., 1 reb., 1 block, 14 min.
Cal State Northridge	W	74-59	Brewer	Simmons	Kowalski	Mahoney	Laros, C	Carpenter, 9 pts., 5 reb., 13 min.
Montana State	L	82-88	Dalton	Simmons	Kowalski	Mahoney	Laros, C	Brewer, 9 pts., 2 reb., 25 min.
North Carolina Central	L	70-77	Dalton	Brewer	Mahoney	Vranes	Carpenter, C	Simmons, 15 pts., 4 reb., 26 min.
Hannibal-LaGrange	W	83-59	Dalton	Brewer	Mahoney	Vranes	Carpenter, C	Gable, 8 pts., 10 reb., 19 min.
North Carolina Central	W	86-77	Dalton	Brewer	Mahoney	Vranes	Carpenter, C	Simmons, 10 pts., 3 reb.
UMKC	W	91-87	Dalton	Brewer	Mahoney	Vranes	Carpenter, C	Simmons, 18 pts. 3 reb., 3 assists, 21 min.
Southern Illinois	W	75-69	Dalton	Brewer	Mahoney	Vranes	Simmons, G	Gable, 6 pts., 1 reb., 20 min.
Kansas State	L	71-89	Dalton	Brewer	Mahoney	Vranes	Carpenter, C	Simmons, 17 pts., 4 assists, 33 min.
Bradley	L	67-75	Dalton	Brewer	Mahoney	Vranes	Carpenter, C	Gable, 9 pts., 1 reb., 1 assist, 17 min.
Saint Louis	L	48-78	Dalton	Brewer	Mahoney	Vranes	Carpenter, C	Gable, 3 pts., 17 min.
Belmont	L	72-94	Dalton	Brewer	Simmons	Mahoney	Carpenter, C	Kowalski, 2 pts., 9 min.
Tennessee State	W	77-65	Dalton	Brewer	Mahoney	Vranes	Carpenter, C	Simmons, 6 pts., 1 reb., 12 min.
Murray State	L	73-89	Dalton	Brewer	Mahoney	Vranes	Carpenter, C	Simmons, 8 pts., 3 reb., 18 min.
Austin Peay	L	71-76	Dalton	Brewer	Mahoney	Vranes	Carpenter, C	Simmons, 11 pts., 2 reb., 22 min.
Morehead State	W	78-75	Dalton	Brewer	Lewis	Mahoney	Laros, C	Simmons, 15 pts., 3 reb., 29 min.
Eastern Kentucky	L	86-91	Dalton	Brewer	Lewis	Mahoney	Laros, C	Simmons, 22 pts., 3 reb., 1 assist, 1 steal, 28 min.
SIU Edwardsville	W	86-74	Dalton	Brewer	Mahoney	Vranes	Carpenter, C	Simmons, 7 pts., 3 reb., 3 steals, 24 min.
Eastern Illinois	W	86-74	Dalton	Brewer	Mahoney	Vranes	Carpenter, C	Simmons, 26 pts., 5 reb., 5 assists, 27 min.
Tennessee Tech	L	65-76	Dalton	Brewer	Mahoney	Vranes	Carpenter, C	Simmons, 13 pts., 23 min.
Jacksonville State	L	60-78	Dalton	Brewer	Mahoney	Vranes	Carpenter, C	Simmons, 9 pts., 4 reb., 24 min.
Murray State	L	75-87	Dalton	Brewer	Simmons	Mahoney	Carpenter, C	Laros, 2 pts., 3 reb., 19 min.
Austin Peay	L	81-96	Dalton	Brewer	Simmons	Mahoney	Carpenter, C	Laros, 10 pts., 3 reb., 2 blocks, 20 min.
Morehead State	W	78-62	Dalton	Brewer	Simmons	Mahoney	Carpenter, C	Lewis, 3 pts., 11 min.
UT Martin	W	81-77 <sup>OT</sup>	Dalton	Brewer	Simmons	Mahoney	Carpenter, C	Vranes, 3 pts., 2 reb., 11 min.
Eastern Illinois	W	80-73	Dalton	Brewer	Simmons	Mahoney	Carpenter, C	Laros, 3 reb., 11 min.
SIU Edwardsville	W	79-74	Dalton	Brewer	Simmons	Mahoney	Carpenter, C	Vranes, 10 pts., 5 reb., 23 min.
Eastern Kentucky	L	88-91	Dalton	Brewer	Simmons	Mahoney	Carpenter, C	Laros, 2 pts., 3 reb., 12 min.
UT Martin								

### Starting Lineup Combinations

Record	Guard	Guard	Guard	Forward/Guard	Center
1-3	Dalton	Simmons	Kowalski	Mahoney, F	Laros
1-0	Brewer	Simmons	Kowalski	Mahoney, F	Laros
6-8	Dalton	Brewer	Mahoney	Vranes, F	Carpenter
1-0	Dalton	Brewer	Mahoney	Simmons, G	Vranes
4-4	Dalton	Brewer	Simmons	Mahoney, F	Carpenter
1-1	Dalton	Brewer	Lewis	Mahoney, F	Laros

# Southeast Missouri State REDHAWKS

## 2017-18 TEAM GAME-BY-GAME STATISTICS

	Score	FG-A	Pct.	3FG-A	Pct.	FT-A	Pct.	OFF	DEF	Total	E	A	TO	B	S
<b>Southeast Missouri</b>	<b>W, 81-69</b>	<b>27-54</b>	<b>.500</b>	<b>8-20</b>	<b>.400</b>	<b>19-21</b>	<b>.905</b>	<b>8</b>	<b>21</b>	<b>29</b>	<b>18</b>	<b>17</b>	<b>13</b>	<b>2</b>	<b>7</b>
Missouri Baptist		24-48	.500	8-23	.348	13-23	.565	11	19	30	16	10	18	4	3
<b>Southeast Missouri</b>	<b>L, 95-96 <sup>OT</sup></b>	<b>36-75</b>	<b>.480</b>	<b>9-25</b>	<b>.360</b>	<b>14-19</b>	<b>.737</b>	<b>13</b>	<b>24</b>	<b>37</b>	<b>20</b>	<b>20</b>	<b>9</b>	<b>4</b>	<b>6</b>
Louisiana Tech		31-60	.517	6-21	.286	28-34	.824	7	30	37	17	16	9	8	1
<b>Southeast Missouri</b>	<b>L, 50-66</b>	<b>19-48</b>	<b>.396</b>	<b>8-25</b>	<b>.320</b>	<b>4-8</b>	<b>.500</b>	<b>5</b>	<b>26</b>	<b>31</b>	<b>24</b>	<b>9</b>	<b>18</b>	<b>5</b>	<b>5</b>
Evansville		18-45	.400	8-18	.444	22-27	.815	4	24	28	14	12	10	2	5
<b>Southeast Missouri</b>	<b>W, 74-59</b>	<b>28-61</b>	<b>.459</b>	<b>10-24</b>	<b>.417</b>	<b>8-11</b>	<b>.727</b>	<b>9</b>	<b>30</b>	<b>39</b>	<b>16</b>	<b>17</b>	<b>10</b>	<b>4</b>	<b>7</b>
Cal State Northridge		21-62	.339	5-19	.263	12-17	.706	12	24	36	11	9	9	3	5
<b>Southeast Missouri</b>	<b>L, 82-88</b>	<b>29-51</b>	<b>.569</b>	<b>4-15</b>	<b>.267</b>	<b>20-26</b>	<b>.769</b>	<b>8</b>	<b>23</b>	<b>31</b>	<b>26</b>	<b>11</b>	<b>15</b>	<b>1</b>	<b>5</b>
Montana State		27-54	.500	8-20	.400	26-34	.765	9	17	26	24	12	11	2	6
<b>Southeast Missouri</b>	<b>L, 70-77</b>	<b>22-63</b>	<b>.349</b>	<b>5-20</b>	<b>.250</b>	<b>21-27</b>	<b>.778</b>	<b>15</b>	<b>27</b>	<b>42</b>	<b>18</b>	<b>11</b>	<b>12</b>	<b>0</b>	<b>7</b>
North Carolina Central		28-54	.519	7-19	.368	14-22	.636	4	30	34	22	12	12	4	7
<b>Southeast Missouri</b>	<b>W, 83-59</b>	<b>31-63</b>	<b>.492</b>	<b>6-19</b>	<b>.316</b>	<b>15-21</b>	<b>.714</b>	<b>10</b>	<b>27</b>	<b>37</b>	<b>12</b>	<b>14</b>	<b>10</b>	<b>3</b>	<b>10</b>
Hannibal-LaGrange		25-58	.431	4-18	.222	5-12	.417	9	24	33	19	13	18	6	5
<b>Southeast Missouri</b>	<b>W, 86-77</b>	<b>31-55</b>	<b>.564</b>	<b>10-16</b>	<b>.625</b>	<b>14-22</b>	<b>.636</b>	<b>8</b>	<b>23</b>	<b>31</b>	<b>16</b>	<b>18</b>	<b>10</b>	<b>2</b>	<b>6</b>
North Carolina Central		29-57	.509	5-15	.333	14-19	.737	8	22	30	20	17	13	2	2
<b>Southeast Missouri</b>	<b>W, 91-87</b>	<b>28-58</b>	<b>.483</b>	<b>12-22</b>	<b>.545</b>	<b>23-30</b>	<b>.767</b>	<b>11</b>	<b>28</b>	<b>39</b>	<b>15</b>	<b>21</b>	<b>10</b>	<b>5</b>	<b>3</b>
UMKC		31-72	.431	15-34	.441	10-14	.714	16	25	41	25	17	9	6	4
<b>Southeast Missouri</b>	<b>W, 75-69</b>	<b>22-50</b>	<b>.440</b>	<b>12-26</b>	<b>.462</b>	<b>19-30</b>	<b>.633</b>	<b>7</b>	<b>27</b>	<b>34</b>	<b>20</b>	<b>9</b>	<b>11</b>	<b>0</b>	<b>8</b>
Southern Illinois		25-63	.397	11-28	.393	8-15	.533	14	27	41	23	15	15	6	3
<b>Southeast Missouri</b>	<b>L, 71-89</b>	<b>25-57</b>	<b>.439</b>	<b>11-25</b>	<b>.440</b>	<b>10-10</b>	<b>1.000</b>	<b>5</b>	<b>14</b>	<b>19</b>	<b>16</b>	<b>16</b>	<b>9</b>	<b>0</b>	<b>4</b>
Kansas State		35-56	.625	11-23	.478	8-16	.500	10	27	37	9	25	11	4	5
<b>Southeast Missouri</b>	<b>L, 67-75</b>	<b>21-55</b>	<b>.382</b>	<b>9-25</b>	<b>.360</b>	<b>16-22</b>	<b>.727</b>	<b>10</b>	<b>25</b>	<b>35</b>	<b>20</b>	<b>11</b>	<b>12</b>	<b>0</b>	<b>3</b>
Bradley		25-53	.472	9-18	.500	16-23	.696	7	29	36	20	12	10	5	4
<b>Southeast Missouri</b>	<b>L, 48-78</b>	<b>17-53</b>	<b>.321</b>	<b>5-21</b>	<b>.238</b>	<b>9-12</b>	<b>.750</b>	<b>11</b>	<b>17</b>	<b>28</b>	<b>11</b>	<b>10</b>	<b>11</b>	<b>1</b>	<b>3</b>
Saint Louis		32-58	.552	8-20	.400	6-9	.667	11	26	37	13	17	9	6	6
<b>Southeast Missouri</b>	<b>L, 72-94</b>	<b>24-59</b>	<b>.407</b>	<b>9-23</b>	<b>.391</b>	<b>15-23</b>	<b>.652</b>	<b>12</b>	<b>17</b>	<b>29</b>	<b>13</b>	<b>13</b>	<b>12</b>	<b>0</b>	<b>7</b>
Belmont		36-60	.600	14-28	.500	8-10	.800	7	27	34	21	21	10	5	4
<b>Southeast Missouri</b>	<b>W, 77-65</b>	<b>24-53</b>	<b>.453</b>	<b>12-35</b>	<b>.343</b>	<b>17-20</b>	<b>.850</b>	<b>10</b>	<b>29</b>	<b>39</b>	<b>15</b>	<b>15</b>	<b>14</b>	<b>4</b>	<b>5</b>
Tennessee State		24-56	.429	8-22	.364	9-11	.818	5	22	27	20	8	10	2	7
<b>Southeast Missouri</b>	<b>L, 73-89</b>	<b>25-55</b>	<b>.455</b>	<b>8-21</b>	<b>.381</b>	<b>15-20</b>	<b>.750</b>	<b>10</b>	<b>21</b>	<b>31</b>	<b>22</b>	<b>13</b>	<b>15</b>	<b>0</b>	<b>5</b>
Murray State		29-54	.537	8-17	.471	23-30	.767	8	23	31	19	12	12	3	9
<b>Southeast Missouri</b>	<b>L, 71-76</b>	<b>24-51</b>	<b>.471</b>	<b>11-24</b>	<b>.458</b>	<b>12-17</b>	<b>.706</b>	<b>7</b>	<b>16</b>	<b>23</b>	<b>21</b>	<b>14</b>	<b>12</b>	<b>2</b>	<b>4</b>
Austin Peay		28-62	.452	6-25	.240	14-20	.700	22	22	44	15	13	13	0	4
<b>Southeast Missouri</b>	<b>W, 78-75</b>	<b>26-51</b>	<b>.510</b>	<b>8-29</b>	<b>.276</b>	<b>18-25</b>	<b>.720</b>	<b>8</b>	<b>22</b>	<b>30</b>	<b>19</b>	<b>11</b>	<b>13</b>	<b>2</b>	<b>5</b>
Morehead State		28-58	.483	7-25	.280	12-17	.706	12	24	36	22	10	17	0	6
<b>Southeast Missouri</b>	<b>L, 86-91</b>	<b>30-60</b>	<b>.500</b>	<b>11-28</b>	<b>.393</b>	<b>15-21</b>	<b>.714</b>	<b>9</b>	<b>28</b>	<b>37</b>	<b>17</b>	<b>14</b>	<b>16</b>	<b>1</b>	<b>6</b>
Eastern Kentucky		29-64	.453	12-29	.414	21-22	.955	7	22	29	19	15	10	2	5
<b>Southeast Missouri</b>	<b>W, 86-74</b>	<b>26-55</b>	<b>.473</b>	<b>11-24</b>	<b>.458</b>	<b>23-29</b>	<b>.793</b>	<b>10</b>	<b>25</b>	<b>35</b>	<b>17</b>	<b>16</b>	<b>11</b>	<b>1</b>	<b>7</b>
SIU Edwardsville		25-63	.397	10-33	.303	14-23	.609	14	24	38	21	16	10	5	4
<b>Southeast Missouri</b>	<b>W, 86-74</b>	<b>27-56</b>	<b>.482</b>	<b>12-26</b>	<b>.462</b>	<b>20-22</b>	<b>.909</b>	<b>7</b>	<b>22</b>	<b>29</b>	<b>14</b>	<b>20</b>	<b>10</b>	<b>0</b>	<b>6</b>
Eastern Illinois		27-58	.466	8-24	.333	12-18	.667	11	23	34	17	16	14	4	3
<b>Southeast Missouri</b>	<b>L, 65-76</b>	<b>21-49</b>	<b>.429</b>	<b>10-26</b>	<b>.385</b>	<b>13-20</b>	<b>.650</b>	<b>4</b>	<b>19</b>	<b>23</b>	<b>15</b>	<b>11</b>	<b>11</b>	<b>1</b>	<b>8</b>
Tennessee Tech		29-63	.460	8-25	.320	10-11	.909	16	27	43	15	18	15	5	6
<b>Southeast Missouri</b>	<b>L, 60-78</b>	<b>18-47</b>	<b>.383</b>	<b>8-25</b>	<b>.320</b>	<b>16-23</b>	<b>.696</b>	<b>7</b>	<b>19</b>	<b>26</b>	<b>18</b>	<b>11</b>	<b>17</b>	<b>1</b>	<b>6</b>
Jacksonville State		28-57	.491	7-21	.333	15-19	.789	14	25	39	21	19	15	3	8
<b>Southeast Missouri</b>	<b>L, 75-87</b>	<b>28-68</b>	<b>.412</b>	<b>5-22</b>	<b>.227</b>	<b>14-19</b>	<b>.737</b>	<b>15</b>	<b>23</b>	<b>38</b>	<b>19</b>	<b>5</b>	<b>11</b>	<b>2</b>	<b>8</b>
Murray State		30-58	.517	11-23	.478	16-24	.667	9	29	38	21	10	15	4	7
<b>Southeast Missouri</b>	<b>L, 81-96</b>	<b>30-54</b>	<b>.556</b>	<b>8-21</b>	<b>.381</b>	<b>13-20</b>	<b>.650</b>	<b>6</b>	<b>21</b>	<b>27</b>	<b>18</b>	<b>13</b>	<b>14</b>	<b>4</b>	<b>3</b>
Austin Peay		37-67	.552	11-19	.579	11-14	.786	11	23	34	21	23	10	4	2
<b>Southeast Missouri</b>	<b>W, 78-62</b>	<b>28-53</b>	<b>.528</b>	<b>9-23</b>	<b>.391</b>	<b>13-19</b>	<b>.684</b>	<b>8</b>	<b>25</b>	<b>33</b>	<b>19</b>	<b>14</b>	<b>15</b>	<b>2</b>	<b>8</b>
Morehead State		21-51	.412	5-22	.227	15-28	.536	12	21	33	16	7	17	4	4
<b>Southeast Missouri</b>	<b>W, 81-77 <sup>OT</sup></b>	<b>30-55</b>	<b>.545</b>	<b>10-27</b>	<b>.370</b>	<b>11-15</b>	<b>.733</b>	<b>8</b>	<b>22</b>	<b>30</b>	<b>14</b>	<b>15</b>	<b>17</b>	<b>0</b>	<b>7</b>
UT Martin		31-59	.525	8-23	.348	7-12	.583	9	20	29	11	18	17	4	7
<b>Southeast Missouri</b>	<b>W, 80-73</b>	<b>24-54</b>	<b>.444</b>	<b>13-22</b>	<b>.591</b>	<b>19-28</b>	<b>.679</b>	<b>7</b>	<b>27</b>	<b>34</b>	<b>19</b>	<b>14</b>	<b>9</b>	<b>0</b>	<b>9</b>
Eastern Illinois		23-51	.451	9-20	.450	18-25	.720	4	28	32	19	9	12	5	4
<b>Southeast Missouri</b>	<b>W, 79-74</b>	<b>22-51</b>	<b>.431</b>	<b>7-18</b>	<b>.389</b>	<b>28-35</b>	<b>.800</b>	<b>8</b>	<b>28</b>	<b>36</b>	<b>22</b>	<b>10</b>	<b>11</b>	<b>2</b>	<b>3</b>
SIU Edwardsville		25-57	.439	7-21	.333	17-23	.739	8	25	33	25	6	12	5	8
<b>Southeast Missouri</b>	<b>L, 88-91</b>	<b>31-57</b>	<b>.544</b>	<b>16-27</b>	<b>.593</b>	<b>10-16</b>	<b>.625</b>	<b>7</b>	<b>28</b>	<b>35</b>	<b>23</b>	<b>15</b>	<b>15</b>	<b>3</b>	<b>2</b>
Eastern Kentucky		31-60	.517	9-22	.409	20-29	.690	9	23	32	14	17	8	6	6
<b>Southeast Missouri</b>															
UT Martin															



# Southeast Missouri State REDHAWKS

## MISCELLANEOUS STATISTICS

### GAME-BY-GAME LEADERS SUMMARY (# OF GAMES)

#### Points

Denzel Mahoney.....	20
Ledarrius Brewer.....	5
Daniel Simmons.....	3
Justin Carpenter.....	2
Milos Vranes.....	1

#### Rebounds

Denzel Mahoney.....	8
Justin Carpenter.....	6
Milos Vranes.....	5
Daniel Simmons.....	5
Ledarrius Brewer.....	4
Mark Laros.....	3
Isaiah Gable.....	1

#### Assists

Jonathan Dalton.....	27
Donnie Lewis.....	3
Daniel Simmons.....	3
Denzel Mahoney.....	2

#### Blocks

Mark Laros.....	9
Justin Carpenter.....	7
Ledarrius Brewer.....	7
Denzel Mahoney.....	5
Milos Vranes.....	3

#### Steals

Jonathan Dalton.....	15
Ledarrius Brewer.....	11
Daniel Simmons.....	8
Denzel Mahoney.....	5
Justin Carpenter.....	3
Donnie Lewis.....	2
Milos Vranes.....	2
Dondre Duffus.....	1
Mark Laros.....	1

#### Dunks (# for 2017-18 Season)

Ledarrius Brewer.....	10
Justin Carpenter.....	4
Mark Laros.....	3

#### Games Played/Started

	2017-18	Career
Denzel Mahoney	30/30	63/63
Daniel Simmons	30/14	62/14
Milos Vranes	29/15	60/15
Jonathan Dalton	30/29	60/30
Ledarrius Brewer	30/26	30/26
Donnie Lewis	30/1	30/1
Justin Carpenter	29/22	29/22
Mark Laros	26/7	26/7
Ray Kowalski	25/5	25/5
Isaiah Gable	14/0	14/0
Dondre Duffus	3/0	8/3

### CAREER LEDGER

#### Double-Digit Point Games

	2017-18	Career
Denzel Mahoney.....	27	54
Daniel Simmons.....	20	25
Ledarrius Brewer.....	21	21
Milos Vranes.....	7	14
Justin Carpenter.....	12	12
Ray Kowalski.....	6	6
Jonathan Dalton.....	5	5
Dondre Duffus.....	-	2
Mark Laros.....	2	2

#### Double-Digit Rebound Games

	2017-18	Career
Justin Carpenter.....	2	2
Milos Vranes.....	2	2
Denzel Mahoney.....	2	2
Isaiah Gable.....	1	1
Ledarrius Brewer.....	1	1
Daniel Simmons.....	1	1

#### 20+ Point Games

	2017-18	Career
Denzel Mahoney.....	14	24
Ledarrius Brewer.....	4	4
Justin Carpenter.....	3	3
Daniel Simmons.....	2	2

#### 8+ Rebound Games

	2017-18	Career
Denzel Mahoney.....	5	6
Justin Carpenter.....	3	3
Mark Laros.....	3	3
Daniel Simmons.....	3	3
Ledarrius Brewer.....	2	2
Milos Vranes.....	2	2
Isaiah Gable.....	1	1

#### 5+ Assist Games

	2017-18	Career
Jonathan Dalton.....	18	18
Daniel Simmons.....	1	2
Denzel Mahoney.....	1	2

#### 3+ Steal Games

	2017-18	Career
Jonathan Dalton.....	5	5
Daniel Simmons.....	2	3
Denzel Mahoney.....	2	3
Dondre Duffus.....	-	2
Milos Vranes.....	-	2
Justin Carpenter.....	1	1

#### Double-Doubles


	2017-18	Career
Justin Carpenter.....	2	2
Milos Vranes.....	2	2
Denzel Mahoney.....	2	2
Ledarrius Brewer.....	1	1
Daniel Simmons.....	1	1

### SOUTHEAST MISSOURI'S 2017-18 RECORD:

At Home.....	7-6
On the Road.....	6-9
At Neutral Sites.....	1-1
In Ohio Valley Conference Games.....	8-9
In November.....	4-4
In December.....	3-4
In January.....	3-5
In February.....	4-3
In March.....	0-0
Leading at the Half.....	10-2
Trailing at the Half.....	3-13
Tied at the Half.....	1-1
In Overtime Games.....	1-1
The Redhawks Score First.....	2-5
In 1-4 Point Games.....	3-2
In 5-9 Point Games.....	4-5
In 10-14 Point Games.....	4-2
In 15+ Point Games.....	3-7
Leading with Five Minutes Left in Regulation.....	13-0
Trailing with Five Minutes Left in Regulation.....	1-16
Tied with Five Minutes Left in Regulation.....	0-0
Scoring Less than 50 Points.....	0-1
Scoring 50-59 Points.....	0-1
Scoring 60-69 Points.....	0-3
Scoring 70-79 Points.....	6-6
Scoring 80-89 Points.....	7-4
Scoring 90-99 Points.....	1-1
Scoring 100 or more Points.....	0-0
Giving up Less Than 50 Points.....	0-0
Giving up 50-59 Points.....	3-0
Giving up 60-69 Points.....	3-1
Giving up 70-79 Points.....	7-6
Giving up 80-89 Points.....	1-4
Giving up 90-99 Points.....	0-5
Giving up 100 or more Points.....	0-0
Shooting 50% or Better from the Field.....	5-4
Shooting Less Than 50% from the Field.....	9-12
Opponent Shoots 50% or Better from the Field.....	4-10
Opponent Shoots Less Than 50% from the Field.....	10-6
Outshooting Opponent.....	10-5
Outshot by Opponent.....	3-11
Field Goal Percentage is Tied.....	1-0
Shooting 50% or Better from 3-Point Range.....	3-1
Shooting Less Than 50% from 3-Point Range.....	11-15
Opponent Shoots 50% or Better from 3-Point Range.....	0-4
Opponent Shoots Less Than 50% from 3-Point Range.....	14-12
Shooting 50% or Better from the Free Throw Line.....	14-16
Shooting Less Than 50% from the Free Throw Line.....	0-0
Opponent Shoots 50% or Better from the Free Throw Line.....	13-16
Opponent Shoots Less Than 50% from the Free Throw Line.....	1-0
Shooting More Free Throws Than Opponent.....	12-6
Shooting Less Free Throws Than Opponent.....	2-10
Free Throws are Tied.....	0-0
Southeast's Starters Outscore Opponent's Starters.....	10-3
Opponent's Starters Outscore Southeast's Starters.....	3-13
Starter Scoring is Tied.....	1-1
Bench Outscores Opponent.....	6-6
Opponent Bench Outscores Southeast.....	8-8
Bench Scoring is Tied.....	0-3
Bench Contributes Double Figures in Points.....	13-15
No Redhawk Players Score Double Figures.....	0-0
Two Redhawk Players Score Double Figures.....	1-1
3+ Redhawk Players Score Double Figures.....	13-14
Outrebounding an Opponent.....	7-5
Opponent Outrebounds Southeast.....	6-8
Rebounds are Tied.....	1-3
Getting 10+ Assists.....	13-13
Getting 10+ Steals.....	1-1
Getting 5+ Blocks.....	1-1
Forcing more Turnovers than Opponent.....	9-4
Committing more Turnovers than Opponent.....	4-10
Turnovers are Tied.....	1-2

# Southeast Missouri State REDHAWKS

## PLAYER PROFILES



### LEDARRIUS BREWER

Guard

6-5 / 200 / Freshman (1)

Meridian, Miss.

Meridian

# 25

**2017-18:** Named to the Mayan Division Cancun Challenge All-Tournament Team...Averages 14.4 points per game as Southeast's second-leading scorer...Came off the bench to score 14 points as one of four Redhawks in double figures vs. Missouri Baptist (11/10) and followed that up with 20 points at Louisiana Tech (11/13)...Dropped in 20 points in his first career start vs. Cal State Northridge (11/21)...Leads the team with 69 three-pointers made...Made at least one 3-pointer in all but three games...Drained a season-high seven 3-pointers and scored 34 points vs. Eastern Illinois (2/15)...Knocked down three 3-pointers and scored 19 points at Murray State (1/4)...Ranks 14th in the Ohio Valley Conference in scoring, 14th in free throw percentage (.742), sixth in 3-point field goals made and 22nd in minutes played (29.2 mpg)...Started 26 of the last 27 games, including the last 25 in a row...Scored double figures on 23 occasions...Pitched in 10 or more points in 16 of his last 18 starts...Scored double figures in nine-straight games from Dec. 28-Jan. 25...Ranks eighth in the OVC with 16.6 points per game in league play and scored double figures in all but one of his conference starts...Recorded the first double-double of his career with 19 points and 10 rebounds at UT Martin (2/10)...Named OVC Freshman of the Week on Feb. 19.

**Prep:** Averaged 15 points and seven rebounds per game, leading Meridian High School to a 30-2 record and 6A state title as a senior...Notched three 28-point games as the Wildcats' top scorer...Three-year varsity starter who earned all-state, all-district and all-region honors, and was a Mississippi/Alabama All-Star...Selected All-Mississippi Dandy Dozen, Mississippi's most prestigious basketball list.

#### BREWER'S GAME-BY-GAME STATISTICS

2017-18	FG	3P	FT	O/D	REB	E	PTS	A	TO	B	S	M
Missouri Baptist	4-10	3-6	3-4	0/5	5	2	14	3	1	0	2	26
at Louisiana Tech	7-14	4-8	2-2	2/4	6	3	20	1	2	1	1	31
at Evansville	3-12	2-8	0-2	0/3	3	5	8	1	3	2	0	25
vs. CSUN*	6-15	4-8	4-5	0/2	2	1	20	3	1	1	1	32
vs. Montana State	4-8	1-5	0-0	0/2	2	5	9	0	3	0	1	25
N.C. Central*	3-12	1-4	2-2	1/1	2	4	9	0	2	0	1	28
Hannibal-LaGrange*	6-9	2-3	1-2	0/3	3	1	15	2	2	0	1	26
at N.C. Central*	5-13	1-4	1-3	1/3	4	1	12	3	1	0	1	32
UMKC*	4-11	1-4	0-0	1/0	1	2	9	1	0	1	0	16
at Southern Illinois*	4-8	2-4	3-3	0/3	3	1	13	2	0	0	1	25
at Kansas State*	0-5	0-2	0-0	0/4	4	2	0	2	0	0	1	22
Bradley*	4-9	3-6	2-2	0/7	7	4	13	2	4	0	1	31
at Saint Louis*	4-12	0-2	0-0	1/1	2	1	8	1	2	0	2	23
Belmont*	7-11	6-9	1-2	0/0	0	3	21	1	2	0	0	22
Tennessee State*	7-18	2-12	0-1	0/6	6	1	16	1	0	3	1	30
at Murray State*	7-13	3-8	2-3	1/2	3	2	19	1	0	0	0	33
at Austin Peay*	5-15	4-9	4-6	0/1	1	2	18	1	1	1	2	38
Morehead State*	4-8	2-6	6-7	0/3	3	3	16	1	2	0	1	33
Eastern Kentucky*	4-12	4-10	1-2	0/5	5	1	13	1	3	0	2	34
at SIU Edwardsville*	3-14	1-7	4-5	1/5	6	0	11	0	1	0	1	29
at Eastern Illinois*	3-10	0-3	6-6	1/6	7	3	12	1	1	0	1	32
at Tennessee Tech*	3-11	1-7	6-6	1/1	2	0	13	0	2	1	0	29
at Jacksonville State*	4-8	1-5	0-0	0/4	4	2	9	1	2	1	1	30
Murray State*	7-13	1-6	3-4	1/6	7	5	18	1	2	0	0	32
Austin Peay*	4-7	3-6	0-0	0/3	3	1	11	2	2	1	2	29
at Morehead State*	5-14	2-6	0-0	0/3	3	1	12	1	0	0	2	32
at UT Martin*	7-14	0-7	5-6	1/9	10	1	19	2	5	0	1	36
Eastern Illinois*	11-18	7-10	5-11	1/0	1	2	34	0	4	0	1	33
SIU Edwardsville*	5-10	4-7	11-13	0/4	4	2	25	1	1	1	0	34
at Eastern Kentucky*	6-13	4-7	0-0	0/8	8	1	16	1	6	2	1	29
UT Martin												

\* - Game Started

#### 2017-18 SEASON/CAREER-HIGHS


Points .....	34	vs. Eastern Illinois (2/17/18)
Total Rebounds .....	10	at UT Martin (2/10/18)
Offensive .....	2	at Louisiana Tech (11/13/17)
Defensive .....	9	at UT Martin (2/10/18)
FG Made .....	11	vs. Eastern Illinois (2/17/18)
FG Attempted .....	18	2x, last vs. Eastern Illinois (2/17/18)
3-Point FG Made .....	7	vs. Eastern Illinois (2/17/18)
3-Point FG Attempted .....	12	vs. Tennessee State (12/31/17)
FT Made .....	11	vs. SIU Edwardsville (2/17/18)
FT Attempted .....	13	vs. SIU Edwardsville (2/17/18)
Assists .....	3	3x, last at N.C. Central (12/2/17)
Blocks .....	3	vs. Tennessee State (12/31/17)
Steals .....	2	5x, last at Morehead State (2/8/18)
Minutes .....	38	at Austin Peay (1/6/18)

#### CAREER STATISTICS AT SOUTHEAST MISSOURI

Overall																					
Season	G-GS	Min	Avg	FG-FGA	Pct	3FG-3FGA	Pct	FT-FTA	Pct	Off	Def	Tot	Avg	PF	FO	A	TO	Blk	Stl	Pts	Avg
2017-18	30-26	877	29.2	146-347	.421	69-189	.365	72-97	.742	13	104	117	3.9	62	3	37	55	15	29	433	14.4
Ohio Valley Conference Games Only																					
Season	G-GS	Min	Avg	FG-FGA	Pct	3FG-3FGA	Pct	FT-FTA	Pct	Off	Def	Tot	Avg	PF	FO	A	TO	Blk	Stl	Pts	Avg
2017-18	17-17	535	31.5	92-209	.440	45-125	.360	54-72	.750	7	66	73	4.3	30	1	16	34	10	16	283	16.6

# Southeast Missouri State REDHAWKS

## PLAYER PROFILES



### JUSTIN CARPENTER

Forward

6-9 / 230 / Freshman (1)

Mt. Carmel, Ill.

Mt. Carmel

# 20

**2017-18:** Did not play in the second half vs. Austin Peay (2/3)...Left that game with a concussion...Missed the Southern Illinois (12/9) game due to a concussion...Scored double figures for the first time in his college career when he came off the bench to drop in 17 points and pull down six rebounds in 32 minutes at Louisiana Tech (11/13)...Put up 10 of his points in the first half...Averages 8.6 points and 4.7 rebounds per game...Ranks second on the team in rebounding and is second in field goal percentage (.522)...Missed Southeast's two exhibition games with a knee injury and returned for the Redhawks season-opener vs. Missouri Baptist (11/10)...Ranks 14th in offensive rebounds (1.9 rpg)...Turned in a double-double 14 points and 11 rebounds in his first career start vs. N.C. Central (11/26)...Notched 20 points and pulled down six rebounds at N.C. Central (12/2)...Picked up his team-high second double-double with 14 points and 11 boards vs. UMKC (12/6)...Scored double figures in 11 games and started 22 contests...Scored 20 points to lead the Redhawks at Morehead State (2/8), his second 20-point effort.

**Prep:** Honorable mention Class 2A All-State pick as a senior at Mt. Carmel High School...Averaged 18.1 points and 8.3 rebounds per game leading Mt. Carmel to an Illinois Class 2A regional title as a junior...All-Conference selection...Achieved success with the Pocket City non-scholastic basketball program.

#### CARPENTER'S GAME-BY-GAME STATISTICS

2017-18	FG	3P	FT	O/D	REB	E	PTS	A	TO	B	S	M
Missouri Baptist	2-2	0-0	0-0	0/2	2	1	4	2	1	0	1	10
at Louisiana Tech	7-9	0-1	3-5	2/4	6	3	17	0	0	1	0	32
at Evansville	1-4	0-1	0-0	0/1	1	3	2	0	3	1	0	14
vs. CSUN	4-5	1-1	0-0	2/3	5	3	9	0	1	1	0	9
vs. Montana State	3-6	0-1	3-4	4/4	8	4	9	1	2	0	1	25
N.C. Central*	5-10	1-2	3-5	4/7	11	3	14	1	0	0	1	27
Hannibal-LaGrange*	2-4	0-0	2-2	0/4	4	3	6	0	2	1	1	20
at N.C. Central*	8-8	1-1	3-3	1/5	6	3	20	3	1	0	1	26
UMKC*	5-12	0-1	4-6	5/6	11	0	14	2	1	3	1	25
at Southern Illinois	DNP	-	-	-	-	-	-	-	-	-	-	-
at Kansas State*	6-13	0-3	1-1	3/1	4	0	13	2	1	0	1	27
Bradley*	3-5	0-0	0-2	2/1	3	4	6	0	2	0	0	17
at Saint Louis*	0-5	0-1	4-4	2/5	7	1	4	1	0	1	0	18
Belmont*	2-7	0-1	0-0	2/0	2	2	4	0	0	0	0	19
Tennessee State*	5-8	2-3	2-2	0/2	2	4	14	1	1	1	0	25
at Murray State*	2-6	0-1	1-2	1/3	4	2	5	1	3	0	0	29
at Austin Peay*	1-3	0-0	0-0	1/1	2	3	2	1	2	0	1	15
Morehead State	0-1	0-1	2-2	2/2	4	3	2	0	3	0	0	13
Eastern Kentucky	2-5	0-0	0-1	3/4	7	4	4	0	1	0	1	22
at SIU Edwardsville*	2-6	0-1	1-2	1/2	3	3	5	0	1	1	0	17
at Eastern Illinois*	10-16	1-1	3-4	3/1	4	2	24	1	0	0	1	30
at Tennessee Tech*	1-5	0-2	1-2	1/4	5	3	3	0	0	0	0	19
at Jacksonville State*	4-8	0-0	4-6	2/1	3	3	12	1	2	0	0	23
Murray State*	1-3	0-0	0-2	4/1	5	2	2	0	2	2	0	21
Austin Peay*	0-1	0-0	0-0	0/0	0	1	0	0	0	0	0	5
at Morehead State*	8-10	0-0	4-8	4/2	6	2	20	1	3	0	0	27
at UT Martin*	5-6	0-0	0-2	4/2	6	4	10	0	0	0	0	37
Eastern Illinois*	1-5	0-0	4-4	1/6	7	3	6	1	1	0	3	29
SIU Edwardsville*	5-10	0-0	3-3	3/3	6	4	13	2	2	0	0	20
at Eastern Kentucky*	2-3	0-0	1-2	0/1	1	4	5	0	0	1	0	12
UT Martin												

\* - Game Started

#### 2017-18 SEASON/CAREER-HIGHS


Points .....	24	at Eastern Illinois (1/20/18)
Total Rebounds .....	11	2x, last vs. UMKC (12/6/17)
Offensive .....	5	vs. UMKC (12/6/17)
Defensive .....	7	vs. N.C. Central (11/26/17)
FG Made .....	10	at Eastern Illinois (1/20/18)
FG Attempted .....	16	at Eastern Illinois (1/20/18)
3-Point FG Made .....	2	vs. Tennessee State (12/31/17)
3-Point FG Attempted .....	3	2x, last vs. Tennessee State (12/31/17)
FT Made .....	4	5x, last vs. Eastern Illinois (2/17/18)
FT Attempted .....	8	at Morehead State (2/8/18)
Assists .....	3	at N.C. Central (12/2/17)
Blocks .....	3	vs. UMKC (12/6/17)
Steals .....	3	vs. Eastern Illinois (2/17/18)
Minutes .....	37	at UT Martin (2/10/18)

#### CAREER STATISTICS AT SOUTHEAST MISSOURI

Overall																					
Season	G-GS	Min	Avg	FG-FGA	Pct	3FG-3FGA	Pct	FT-FTA	Pct	Off	Def	Tot	Avg	PF	FO	A	TO	Blk	Stl	Pts	Avg
2017-18	29-22	617	21.3	97-186	.522	6-22	.273	49-74	.662	57	78	135	4.7	77	0	21	35	13	13	249	8.6
Ohio Valley Conference Games Only																					
Season	G-GS	Min	Avg	FG-FGA	Pct	3FG-3FGA	Pct	FT-FTA	Pct	Off	Def	Tot	Avg	PF	FO	A	TO	Blk	Stl	Pts	Avg
2017-18	17-15	363	21.4	51-103	.495	3-10	.300	26-42	.619	32	35	67	3.9	49	0	9	21	5	6	131	7.7

# Southeast Missouri State REDHAWKS

## PLAYER PROFILES



### KHALIL CUFFEE

Guard  
6-4 / 210 / Freshman (1)  
Fairburn, Ga.  
Langston Hughes

10

*Outstanding shooter who also possesses the ability to shot fake and go make plays...Similar to Denzel Mahoney in that he comes into the Southeast program with a college ready body...Will redshirt the 2017-18 campaign.*

**Prep:** Boasted a 14.2 points per game average as a senior at Langston Hughes High School...Averaged double figures in the scoring column each of his final three varsity seasons...Scored a career-best 18.5 points a game as a sophomore...Finished his prep career with 1,372 points, 195 three-pointers made, 261 rebounds, 136 assists, 72 steals and nine blocks... Played a total of 95 career games and shot 45 percent (470-of-1048) from the field...Left Langston Hughes as the school's all-time leading scorer... Played with the Georgia Stars AAU program.

### CUFFEE'S GAME-BY-GAME STATISTICS

2017-18	FG	3P	FT	O/D	REB	E	PTS	A	TO	B	S	M
Missouri Baptist	DNP	-	-	-	-	-	-	-	-	-	-	-
at Louisiana Tech	DNP	-	-	-	-	-	-	-	-	-	-	-
at Evansville	DNP	-	-	-	-	-	-	-	-	-	-	-
vs. CSUN	DNP	-	-	-	-	-	-	-	-	-	-	-
vs. Montana State	DNP	-	-	-	-	-	-	-	-	-	-	-
N.C. Central	DNP	-	-	-	-	-	-	-	-	-	-	-
Hannibal-LaGrange	DNP	-	-	-	-	-	-	-	-	-	-	-
at N.C. Central	DNP	-	-	-	-	-	-	-	-	-	-	-
UMKC	DNP	-	-	-	-	-	-	-	-	-	-	-
at Southern Illinois	DNP	-	-	-	-	-	-	-	-	-	-	-
at Kansas State	DNP	-	-	-	-	-	-	-	-	-	-	-
Bradley	DNP	-	-	-	-	-	-	-	-	-	-	-
at Saint Louis	DNP	-	-	-	-	-	-	-	-	-	-	-
Belmont	DNP	-	-	-	-	-	-	-	-	-	-	-
Tennessee State	DNP	-	-	-	-	-	-	-	-	-	-	-
at Murray State	DNP	-	-	-	-	-	-	-	-	-	-	-
at Austin Peay	DNP	-	-	-	-	-	-	-	-	-	-	-
Morehead State	DNP	-	-	-	-	-	-	-	-	-	-	-
Eastern Kentucky	DNP	-	-	-	-	-	-	-	-	-	-	-
at SIU Edwardsville	DNP	-	-	-	-	-	-	-	-	-	-	-
at Eastern Illinois	DNP	-	-	-	-	-	-	-	-	-	-	-
at Tennessee Tech	DNP	-	-	-	-	-	-	-	-	-	-	-
at Jacksonville State	DNP	-	-	-	-	-	-	-	-	-	-	-
Murray State	DNP	-	-	-	-	-	-	-	-	-	-	-
Austin Peay	DNP	-	-	-	-	-	-	-	-	-	-	-
at Morehead State	DNP	-	-	-	-	-	-	-	-	-	-	-
at UT Martin	DNP	-	-	-	-	-	-	-	-	-	-	-
Eastern Illinois	DNP	-	-	-	-	-	-	-	-	-	-	-
SIU Edwardsville	DNP	-	-	-	-	-	-	-	-	-	-	-
at Eastern Kentucky	DNP	-	-	-	-	-	-	-	-	-	-	-
UT Martin	DNP	-	-	-	-	-	-	-	-	-	-	-

\* - Game Started

### 2017-18 SEASON/CAREER-HIGHS

Points .....	-
Total Rebounds .....	-
Offensive .....	-
Defensive .....	-
FG Made .....	-
FG Attempted.....	-
3-Point FG Made.....	-
3-Point FG Attempted.....	-
FT Made.....	-
FT Attempted.....	-
Assists .....	-
Blocks.....	-
Steals.....	-
Minutes .....	-


### CAREER STATISTICS AT SOUTHEAST MISSOURI

Season	G-GS	Min	Avg	FG-FGA	Pct	3FG-3FGA	Pct	Overall													
								FT-FTA	Pct	Off	Def	Tot	Avg	PF	FO	A	TO	Blk	Stl	Pts	Avg
2017-18																					
Season	G-GS	Min	Avg	FG-FGA	Pct	3FG-3FGA	Pct	Ohio Valley Conference Games Only													
								FT-FTA	Pct	Off	Def	Tot	Avg	PF	FO	A	TO	Blk	Stl	Pts	Avg
2017-18																					



# Southeast Missouri State REDHAWKS

## PLAYER PROFILES



### JONATHAN DALTON

Guard

5-10 / 155 / Junior (3)

New Orleans, La. / West Jefferson

Copiah-Lincoln CC

5

Went over 200 career assists at Eastern Kentucky (2/22/18).

**2017-18:** Scored double figures in six games with a career-high 13 points vs. Eastern Kentucky (1/13)...Dished out a career-high 10 assists vs. UMKC (12/6) and at UT Martin (2/10)...Did not have a turnover in five of his starts...Averages 5.3 points and 2.1 rebounds a game...Leads the team and ranks third in the Ohio Valley Conference with 5.3 assists per game...Ranks third in the OVC with 160 total assists...Stands third in the OVC in assist/turnover ratio (2.6), ninth in steals (1.2 spg) and 13th in minutes played (32.1)...Had five or more assists in 17 games...Made a go-ahead 3-pointer with 5:36 left to play at Austin Peay (1/6)...Pitched in 10 points in a career-high 39 minutes vs. Morehead State (1/11)...Finished with a career-best 13 points vs. Eastern Kentucky (1/13).

### DALTON'S GAME-BY-GAME STATISTICS

2017-18	FG	3P	FT	O/D	REB	E	PTS	A	TO	B	S	M
Missouri Baptist*	3-3	2-2	3-4	1/1	2	3	11	7	0	0	0	32
at Louisiana Tech*	1-2	0-0	0-0	0/1	1	1	2	7	4	0	2	35
at Evansville*	2-4	0-2	0-0	2/1	3	2	4	5	3	0	3	30
vs. CSUN	0-0	0-0	0-0	0/0	0	2	0	5	0	0	0	19
vs. Montana State*	3-4	1-1	5-6	0/2	2	3	12	6	5	0	1	35
N.C. Central*	1-3	0-1	3-4	0/3	3	4	5	5	1	0	2	29
Hannibal-LaGrange*	0-1	0-1	0-0	1/2	3	1	0	2	0	0	2	24
at N.C. Central*	1-2	0-1	1-2	2/1	3	2	3	5	3	0	1	33
UMKC*	0-2	0-0	3-4	1/1	2	2	3	10	2	0	2	34
at Southern Illinois*	0-1	0-1	4-6	0/0	0	1	4	4	0	0	0	34
at Kansas State*	2-4	1-2	0-0	0/2	2	1	5	4	3	0	1	29
Bradley*	1-3	0-1	0-0	2/2	4	2	2	3	1	0	1	37
at Saint Louis*	1-1	0-0	0-0	0/3	3	0	2	4	2	0	1	29
Belmont*	1-4	0-0	1-3	0/2	2	0	3	6	1	0	2	31
Tennessee State*	0-2	0-1	2-2	2/1	3	2	2	4	3	0	0	29
at Murray State*	1-3	0-0	0-0	0/0	0	5	2	4	2	0	2	27
at Austin Peay*	3-4	1-1	0-0	2/1	3	1	7	9	3	0	0	33
Morehead State*	4-9	1-6	1-2	0/2	2	1	10	6	3	0	1	39
Eastern Kentucky*	5-8	2-4	1-2	1/2	3	1	13	5	3	0	0	39
at SIU Edwardsville*	2-4	2-2	2-3	1/2	3	3	8	7	1	0	2	32
at Eastern Illinois*	2-8	2-6	4-4	0/2	2	2	10	6	1	0	2	37
at Tennessee Tech*	3-3	1-1	0-2	0/2	2	2	7	6	4	0	0	33
at Jacksonville State*	0-1	0-1	5-7	1/0	1	0	5	2	4	0	3	32
Murray State*	4-6	1-2	1-2	1/2	3	3	10	2	2	0	2	26
Austin Peay*	1-2	0-1	4-6	0/0	0	1	6	6	1	0	0	31
at Morehead State*	2-3	1-2	0-0	0/1	1	3	5	5	3	0	3	31
at UT Martin*	2-5	0-3	0-0	1/3	4	3	4	10	1	0	3	44
Eastern Illinois*	1-6	0-1	0-1	1/2	3	3	2	7	0	0	0	31
SIU Edwardsville*	2-2	1-1	0-0	0/0	0	4	5	4	4	0	1	33
at Eastern Kentucky*	2-3	2-3	2-2	0/2	2	2	8	4	2	0	0	35
UT Martin												

\* - Game Started

### 2017-18 SEASON-HIGHS

Points.....	13	vs. Eastern Kentucky (1/13/18)
Total Rebounds.....	4	2x, last at UT Martin (2/10/18)
Offensive.....	2	5x, last at Austin Peay (1/6/18)
Defensive.....	3	3x, last at UT Martin (2/10/18)
FG Made.....	5	vs. Eastern Kentucky (1/13/18)
FG Attempted.....	9	vs. Morehead State (1/11/18)
3-Point FG Made.....	2	5x, last at Eastern Kentucky (2/22/18)
3-Point FG Attempted.....	6	2x, last at Eastern Illinois (1/20/18)
FT Made.....	5	2x, last at Jacksonville State (1/27/18)
FT Attempted.....	7	at Jacksonville State (1/27/18)
Assists.....	10	2x, last at UT Martin (2/10/18)
Blocks.....	-	-
Steals.....	3	4x, last at UT Martin (2/10/18)
Minutes.....	44	at UT Martin (2/10/18)

### CAREER-HIGHS


Points.....	13	vs. Eastern Kentucky (1/13/18)
Total Rebounds.....	4	3x, last at UT Martin (2/10/18)
Offensive.....	2	6x, last at Austin Peay (1/6/18)
Defensive.....	3	3x, last at UT Martin (2/10/18)
FG Made.....	5	vs. Eastern Kentucky (1/13/18)
FG Attempted.....	10	at Bradley (11/18/16)
3-Point FG Made.....	2	5x, last at Eastern Kentucky (2/22/18)
3-Point FG Attempted.....	6	2x, last at Eastern Illinois (1/20/18)
FT Made.....	5	2x, last at Jacksonville State (1/27/18)
FT Attempted.....	7	at Jacksonville State (1/27/18)
Assists.....	10	2x, last at UT Martin (2/10/18)
Blocks.....	-	-
Steals.....	3	3x, last at UT Martin (2/10/18)
Minutes.....	44	at UT Martin (2/10/18)

### CAREER STATISTICS AT SOUTHEAST MISSOURI

Overall																					
Season	G-GS	Min	Avg	FG-FGA	Pct	3FG-3FGA	Pct	FT-FTA	Pct	Off	Def	Tot	Avg	PF	FO	A	TO	Blk	Stl	Pts	Avg
2016-17	30-1	388	12.9	20-60	.333	5-21	.238	9-14	.643	6	19	25	0.8	34	0	41	32	0	11	54	1.8
2017-18	30-29	963	32.1	50-103	.485	18-47	.383	42-62	.677	19	43	62	2.1	60	1	160	62	0	37	160	5.3
Total	60-30	1351	22.5	70-163	.429	23-68	.338	51-76	.671	25	62	87	1.5	94	1	201	94	0	48	214	3.6
Ohio Valley Conference Games Only																					
Season	G-GS	Min	Avg	FG-FGA	Pct	3FG-3FGA	Pct	FT-FTA	Pct	Off	Def	Tot	Avg	PF	FO	A	TO	Blk	Stl	Pts	Avg
2016-17	16-1	201	12.6	10-21	.476	4-9	.444	4-6	.667	1	9	10	0.6	17	0	20	18	0	6	28	1.8
2017-18	17-17	563	33.1	35-73	.479	14-35	.400	23-36	.639	10	24	34	2.0	36	1	93	38	0	21	107	6.3
Total	33-18	764	23.2	45-94	.479	18-44	.409	27-42	.643	11	33	44	1.3	53	1	113	56	0	27	135	4.1

# Southeast Missouri State REDHAWKS

## PLAYER PROFILES



### DONDRE DUFFUS

Guard

6-3 / 183 / Junior (4)

Palm Beach, Fla. / Boyd Anderson

St. Petersburg College

1

**2017-18:** Missed the first three weeks of the season due to a medical procedure he underwent on Nov. 7...Was cleared to play on Nov. 27...Scored six points in 10 minutes during his first action of the season vs. UMKC (12/6)...It was the first game he played since Nov. 22, 2016...Came off the bench to score eight points, grab five rebounds and get three steals in 17 minutes at Southern Illinois (12/9)...Averages 5.7 points and 1.7 rebounds per game in three appearances off the bench...Is currently out with a blood clot.

### DUFFUS' GAME-BY-GAME STATISTICS

2017-18	FG	3P	FT	O/D	REB	E	PTS	A	TO	B	S	M
Missouri Baptist	DNP	-	-	-	-	-	-	-	-	-	-	-
at Louisiana Tech	DNP	-	-	-	-	-	-	-	-	-	-	-
at Evansville	DNP	-	-	-	-	-	-	-	-	-	-	-
vs. CSUN	DNP	-	-	-	-	-	-	-	-	-	-	-
vs. Montana State	DNP	-	-	-	-	-	-	-	-	-	-	-
N.C. Central	DNP	-	-	-	-	-	-	-	-	-	-	-
Hannibal-LaGrange	DNP	-	-	-	-	-	-	-	-	-	-	-
at N.C. Central	DNP	-	-	-	-	-	-	-	-	-	-	-
UMKC	2-5	0-1	2-2	0/0	0	1	6	2	0	0	0	10
at Southern Illinois	2-2	1-1	3-4	0/5	5	4	8	0	4	0	3	17
at Kansas State	1-3	1-1	0-0	0/0	0	4	3	1	2	0	0	16
Bradley	DNP	-	-	-	-	-	-	-	-	-	-	-
at Saint Louis	DNP	-	-	-	-	-	-	-	-	-	-	-
Belmont	DNP	-	-	-	-	-	-	-	-	-	-	-
Tennessee State	DNP	-	-	-	-	-	-	-	-	-	-	-
at Murray State	DNP	-	-	-	-	-	-	-	-	-	-	-
at Austin Peay	DNP	-	-	-	-	-	-	-	-	-	-	-
Morehead State	DNP	-	-	-	-	-	-	-	-	-	-	-
Eastern Kentucky	DNP	-	-	-	-	-	-	-	-	-	-	-
at SIU Edwardsville	DNP	-	-	-	-	-	-	-	-	-	-	-
at Eastern Illinois	DNP	-	-	-	-	-	-	-	-	-	-	-
at Tennessee Tech	DNP	-	-	-	-	-	-	-	-	-	-	-
at Jacksonville State	DNP	-	-	-	-	-	-	-	-	-	-	-
Murray State	DNP	-	-	-	-	-	-	-	-	-	-	-
Austin Peay	DNP	-	-	-	-	-	-	-	-	-	-	-
at Morehead State	DNP	-	-	-	-	-	-	-	-	-	-	-
at UT Martin	DNP	-	-	-	-	-	-	-	-	-	-	-
Eastern Illinois	DNP	-	-	-	-	-	-	-	-	-	-	-
SIU Edwardsville	DNP	-	-	-	-	-	-	-	-	-	-	-
at Eastern Kentucky	DNP	-	-	-	-	-	-	-	-	-	-	-
UT Martin	DNP	-	-	-	-	-	-	-	-	-	-	-

\* - Game Started

### 2017-18 SEASON-HIGHS

Points .....	8	at Southern Illinois (12/9/17)
Total Rebounds .....	5	at Southern Illinois (12/9/17)
Offensive .....	-	-
Defensive .....	5	at Southern Illinois (12/9/17)
FG Made .....	2	2x, last at Southern Illinois (12/9/17)
FG Attempted .....	5	vs. UMKC (12/6/17)
3-Point FG Made .....	1	2x, last at Kansas State (12/16/17)
3-Point FG Attempted .....	1	3x, last at Kansas State (12/16/17)
FT Made .....	3	at Southern Illinois (12/9/17)
FT Attempted .....	4	at Southern Illinois (12/9/17)
Assists .....	2	vs. UMKC (12/6/17)
Blocks .....	-	-
Steals .....	3	at Southern Illinois (12/9/17)
Minutes .....	17	at Southern Illinois (12/9/17)

### CAREER-HIGHS


Points .....	12	vs. Hannibal-LaGrange (11/13/16)
Total Rebounds .....	5	at Southern Illinois (12/9/17)
Offensive .....	1	2x, last at Western Illinois (11/16/16)
Defensive .....	5	at Southern Illinois (12/9/17)
FG Made .....	5	2x, last at Bradley (11/18/16)
FG Attempted .....	7	2x, last at Bradley (11/18/16)
3-Point FG Made .....	1	2x, last at Kansas State (12/16/17)
3-Point FG Attempted .....	1	3x, last at Kansas State (12/16/17)
FT Made .....	4	at Western Illinois (11/16/16)
FT Attempted .....	6	at Western Illinois (11/16/16)
Assists .....	3	2x, last vs. Hannibal-LaGrange (11/13/16)
Blocks .....	1	2x, last vs. Bradley (11/18/16)
Steals .....	4	vs. Hannibal-LaGrange (11/13/16)
Minutes .....	22	at Bradley (11/18/16)

### CAREER STATISTICS AT SOUTHEAST MISSOURI

Overall																					
Season	G-GS	Min	Avg	FG-FGA	Pct	3FG-3FGA	Pct	FT-FTA	Pct	Off	Def	Tot	Avg	PF	FO	A	TO	Blk	Stl	Pts	Avg
2016-17	5-3	103	20.6	13-27	.481	0-1	.000	8-10	.800	2	9	11	2.2	9	0	6	7	2	7	34	6.8
2017-18	3-0	43	14.3	5-10	.500	2-3	.667	5-6	.833	0	5	5	1.7	9	0	3	6	0	3	17	5.7
Total	8-3	146	18.3	18-37	.486	2-4	.500	13-16	.813	2	14	16	2.0	18	0	9	13	2	10	51	6.4
Ohio Valley Conference Games Only																					
Season	G-GS	Min	Avg	FG-FGA	Pct	3FG-3FGA	Pct	FT-FTA	Pct	Off	Def	Tot	Avg	PF	FO	A	TO	Blk	Stl	Pts	Avg
2017-18																					

# Southeast Missouri State REDHAWKS

## PLAYER PROFILES



### ISAIAH GABLE

Forward

6-7 / 195 / Freshman (1)

Greenville, Ohio

Greenville

# 13

**2017-18:** Missed 14 games with a fracture in his right foot...Was cleared to play before the Eastern Illinois game on Feb. 15...Played four minutes in his return at Eastern Kentucky (2/22)...Appeared in his first NCAA Division I game vs. Missouri Baptist (11/10)...Saw action in 14 games off the bench...Averages 4.1 points and 1.5 rebounds a game...Scored a season-high nine points on a perfect 3-of-3 three-pointers in 12 minutes at N.C. Central (12/2)...Dropped in eight points and grabbed 10 rebounds in a season-high 19 minutes vs. Hannibal-LaGrange (11/28)...Matched a season-best nine points and three 3-pointers made vs. Bradley (12/20)...Scored eight points off the bench in his Ohio Valley Conference debut vs. Belmont (12/28).

**Prep:** Averaged 21.2 points, 7.4 rebounds and 3.1 assists as Greenville High School's top scorer as a senior...Garnered First-Team Great Western Ohio Conference honors and was a Third-Team Southwest Ohio All-District selection...Earned Division I Academic All-Ohio accolades...Four-year letterman who finished his prep career with 136 three-pointers, most in Greenville High School history...Accumulated a total of 1,184 points which were good for third-most on the school's all-time scoring list.

#### GABLE'S GAME-BY-GAME STATISTICS

2017-18	FG	3P	FT	O/D	REB	E	PTS	A	TO	B	S	M
Missouri Baptist	1-3	0-2	0-0	0/0	0	2	2	1	1	0	0	11
at Louisiana Tech	DNP	-	-	-	-	-	-	-	-	-	-	-
at Evansville	1-3	0-1	0-0	0/2	2	1	2	1	0	0	0	13
vs. CSUN	0-2	0-2	1-2	0/2	2	1	1	1	1	0	0	10
vs. Montana State	DNP	-	-	-	-	-	-	-	-	-	-	-
N.C. Central	0-0	0-0	0-0	0/0	0	0	0	0	0	0	0	0+
Hannibal-LaGrange	2-4	1-3	3-4	0/10	10	2	8	0	2	0	0	19
at N.C. Central	3-3	3-3	0-0	0/0	0	1	9	0	0	0	0	12
UMKC	1-2	1-1	0-0	0/0	0	0	3	0	0	0	0	9
at Southern Illinois	2-6	2-5	0-1	0/1	1	1	6	0	0	0	0	20
at Kansas State	1-4	0-2	0-0	0/0	0	2	2	0	0	0	0	12
Bradley	3-5	3-4	0-0	0/1	1	2	9	1	0	0	0	17
at Saint Louis	1-6	1-4	0-0	0/1	1	2	3	0	2	0	0	17
Belmont	2-6	1-3	3-4	1/3	4	2	8	0	0	0	0	23
Tennessee State	2-5	1-4	0-0	0/0	0	0	5	1	0	0	0	9
at Murray State	DNP	-	-	-	-	-	-	-	-	-	-	-
at Austin Peay	DNP	-	-	-	-	-	-	-	-	-	-	-
Morehead State	DNP	-	-	-	-	-	-	-	-	-	-	-
Eastern Kentucky	DNP	-	-	-	-	-	-	-	-	-	-	-
at SIU Edwardsville	DNP	-	-	-	-	-	-	-	-	-	-	-
at Eastern Illinois	DNP	-	-	-	-	-	-	-	-	-	-	-
at Tennessee Tech	DNP	-	-	-	-	-	-	-	-	-	-	-
at Jacksonville State	DNP	-	-	-	-	-	-	-	-	-	-	-
Murray State	DNP	-	-	-	-	-	-	-	-	-	-	-
Austin Peay	DNP	-	-	-	-	-	-	-	-	-	-	-
at Morehead State	DNP	-	-	-	-	-	-	-	-	-	-	-
at UT Martin	DNP	-	-	-	-	-	-	-	-	-	-	-
Eastern Illinois	DNP	-	-	-	-	-	-	-	-	-	-	-
SIU Edwardsville	DNP	-	-	-	-	-	-	-	-	-	-	-
at Eastern Kentucky	0-0	0-0	0-0	0/0	0	0	0	0	0	0	0	4
UT Martin												

\* - Game Started

#### 2017-18 SEASON/CAREER-HIGHS


Points .....	9	2x, last vs. Bradley (12/20/17)
Total Rebounds .....	10	vs. Hannibal-LaGrange (11/28/17)
Offensive .....	1	vs. Belmont (12/28/17)
Defensive .....	10	vs. Hannibal-LaGrange (11/28/17)
FG Made .....	3	2x, last vs. Bradley (12/20/17)
FG Attempted .....	6	3x, last vs. Belmont (12/28/17)
3-Point FG Made .....	3	2x, last vs. Bradley (12/20/17)
3-Point FG Attempted .....	5	at Southern Illinois (12/9/16)
FT Made .....	3	2x, last vs. Belmont (12/28/17)
FT Attempted .....	4	2x, last vs. Belmont (12/28/17)
Assists .....	1	5x, last vs. Tennessee State (12/31/17)
Blocks .....	-	-
Steals .....	-	-
Minutes .....	23	vs. Belmont (12/28/17)

#### CAREER STATISTICS AT SOUTHEAST MISSOURI

Overall																					
Season	G-GS	Min	Avg	FG-FGA	Pct	3FG-3FGA	Pct	FT-FTA	Pct	Off	Def	Tot	Avg	PF	FO	A	TO	Blk	Stl	Pts	Avg
2017-18	14-0	176	12.6	19-49	.388	13-34	.382	7-11	.636	1	20	21	1.5	16	0	5	6	0	0	58	4.1
Ohio Valley Conference Games Only																					
Season	G-GS	Min	Avg	FG-FGA	Pct	3FG-3FGA	Pct	FT-FTA	Pct	Off	Def	Tot	Avg	PF	FO	A	TO	Blk	Stl	Pts	Avg
2017-18	3-0	36	12.0	4-11	.364	2-7	.286	3-4	.750	1	3	4	1.3	2	0	1	0	0	0	13	4.3

# Southeast Missouri State REDHAWKS

## PLAYER PROFILES



### SKYLER HOGAN

Guard

6-3 / 180 / Sophomore (3)

Melbourne, Fla. / Holy Trinity

Episcopal / Embry-Riddle

22

*Elite and efficient scorer in a very challenging conference at Embry-Riddle, which completed the transition from NAIA to NCAA Division II membership in July...A 4-4 transfer who will sit out the 2017-18 season...Has two years of eligibility remaining.*

**Embry-Riddle:** Played the last two seasons at Embry-Riddle...Led the Eagles with 18.8 points and 8.2 rebounds per game in 2016-17...Was also the team's top 3-point shooter with a 42.8 percent (71-of-166) clip...Scored double figures a total of 21 times with a career-best 40 points in the season-finale against Barry University...Averaged 6.1 points and 5.2 rebounds in 26 games and two starts as a freshman...Notched a season-high 13 points against Palm Beach Atlantic and recorded 13 points and 11 rebounds for his first career double-double vs. Saint Leo that year.

**Prep:** Graduated from Holy Trinity Episcopal Academy...Led Holy Trinity to the FHSAA 4A State Semifinals as a senior, averaging 17.2 points, nine rebounds, three assists and two steals...Helped lead the Tigers to a 26-4 record as a junior.

### HOGAN'S GAME-BY-GAME STATISTICS


2017-18	FG	3P	FT	O/D	REB	E	PTS	A	TO	B	S	M
Missouri Baptist	DNP	-	-	-	-	-	-	-	-	-	-	-
at Louisiana Tech	DNP	-	-	-	-	-	-	-	-	-	-	-
at Evansville	DNP	-	-	-	-	-	-	-	-	-	-	-
vs. CSUN	DNP	-	-	-	-	-	-	-	-	-	-	-
vs. Montana State	DNP	-	-	-	-	-	-	-	-	-	-	-
N.C. Central	DNP	-	-	-	-	-	-	-	-	-	-	-
Hannibal-LaGrange	DNP	-	-	-	-	-	-	-	-	-	-	-
at N.C. Central	DNP	-	-	-	-	-	-	-	-	-	-	-
UMKC	DNP	-	-	-	-	-	-	-	-	-	-	-
at Southern Illinois	DNP	-	-	-	-	-	-	-	-	-	-	-
at Kansas State	DNP	-	-	-	-	-	-	-	-	-	-	-
Bradley	DNP	-	-	-	-	-	-	-	-	-	-	-
at Saint Louis	DNP	-	-	-	-	-	-	-	-	-	-	-
Belmont	DNP	-	-	-	-	-	-	-	-	-	-	-
Tennessee State	DNP	-	-	-	-	-	-	-	-	-	-	-
at Murray State	DNP	-	-	-	-	-	-	-	-	-	-	-
at Austin Peay	DNP	-	-	-	-	-	-	-	-	-	-	-
Morehead State	DNP	-	-	-	-	-	-	-	-	-	-	-
Eastern Kentucky	DNP	-	-	-	-	-	-	-	-	-	-	-
at SIU Edwardsville	DNP	-	-	-	-	-	-	-	-	-	-	-
at Eastern Illinois	DNP	-	-	-	-	-	-	-	-	-	-	-
at Tennessee Tech	DNP	-	-	-	-	-	-	-	-	-	-	-
at Jacksonville State	DNP	-	-	-	-	-	-	-	-	-	-	-
Murray State	DNP	-	-	-	-	-	-	-	-	-	-	-
Austin Peay	DNP	-	-	-	-	-	-	-	-	-	-	-
at Morehead State	DNP	-	-	-	-	-	-	-	-	-	-	-
at UT Martin	DNP	-	-	-	-	-	-	-	-	-	-	-
Eastern Illinois	DNP	-	-	-	-	-	-	-	-	-	-	-
SIU Edwardsville	DNP	-	-	-	-	-	-	-	-	-	-	-
at Eastern Kentucky	DNP	-	-	-	-	-	-	-	-	-	-	-
UT Martin	DNP	-	-	-	-	-	-	-	-	-	-	-

\* - Game Started



# Southeast Missouri State REDHAWKS

## PLAYER PROFILES



### RAY KOWALSKI

Guard

6-3 / 195 / Freshman (2)

Concord, N.C.

Concord

3

**2017-18:** Did not play two of the last three games due to a back injury... Scored double figures for the first time in his career when he finished with 12 points at Louisiana Tech (11/13)...Buried three 3-pointers in 22 minutes against the Bulldogs...Averages 4.8 points and 1.2 rebounds per contest in 25 games and five starts...Scored two points and had one assist in his first career start vs. Missouri Baptist (11/10)...Pitched in 10 points for his second double figure scoring game vs. Cal State Northridge (Nov. 21)...Dropped in a season-high 16 points and buried a season-best 4-of-5 threes vs. UMKC (12/6)...Scored double figures in six games...Added 10 points in 20 minutes vs. Bradley (12/20)...Returned to score eight points in 15 minutes off the bench at SIU Edwardsville (1/18) after missing two-straight games due to illness...Has not missed a free throw (12-of-12)...Scored 11 points on a perfect 4-of-4 field goals and hit three 3-pointers vs. Austin Peay (2/3), his first double-digit scoring game since Dec. 20...Dropped in 14 points in 20 minutes and made four 3-pointers at Eastern Kentucky (2/22).

### KOWALSKI'S GAME-BY-GAME STATISTICS

2017-18	FG	3P	FT	O/D	REB	E	PTS	A	TO	B	S	M
Missouri Baptist*	1-6	0-1	0-0	0/0	0	3	2	1	1	0	1	16
at Louisiana Tech*	4-10	3-5	1-1	1/1	2	1	12	1	0	0	0	22
at Evansville*	2-4	1-2	0-0	0/3	3	2	5	0	4	0	0	25
vs. CSUN*	4-12	2-7	0-0	0/1	1	0	10	1	0	0	1	29
vs. Montana State*	1-4	0-2	1-1	0/0	0	2	3	1	2	0	0	18
N.C. Central	1-2	0-1	2-2	0/1	1	0	4	1	1	0	0	16
Hannibal-LaGrange	1-5	0-3	0-0	0/1	1	1	2	1	1	0	1	17
at N.C. Central	1-3	1-2	0-0	1/2	3	2	3	1	1	0	0	16
UMKC	5-7	4-5	2-2	1/2	3	1	16	1	0	0	0	25
at Southern Illinois	0-3	0-2	0-0	0/2	2	1	0	0	0	0	0	17
at Kansas State	DNP	-	-	-	-	-	-	-	-	-	-	-
Bradley	3-8	2-5	2-2	0/3	3	0	10	1	0	0	0	20
at Saint Louis	0-5	0-4	0-0	0/0	0	0	0	1	0	0	0	9
Belmont	1-3	0-2	0-0	0/0	0	0	2	1	1	0	1	9
Tennessee State	0-2	0-2	0-0	0/2	2	1	0	0	1	0	0	9
at Murray State	1-2	1-1	0-0	1/0	1	1	3	1	1	0	0	13
at Austin Peay	0-0	0-0	0-0	0/0	0	0	0	0	0	0	1	6
Morehead State	DNP	-	-	-	-	-	-	-	-	-	-	-
Eastern Kentucky	DNP	-	-	-	-	-	-	-	-	-	-	-
at SIU Edwardsville	2-4	2-4	2-2	0/0	0	1	8	1	0	0	0	15
at Eastern Illinois	0-0	0-0	0-0	0/1	1	0	0	1	2	0	0	11
at Tennessee Tech	1-1	1-1	2-2	0/1	1	0	5	0	1	0	0	17
at Jacksonville State	1-3	1-3	0-0	0/1	1	4	3	1	1	0	0	21
Murray State	0-2	0-1	0-0	0/0	0	0	0	0	0	0	0	17
Austin Peay	4-4	3-3	0-0	0/2	2	1	11	0	1	0	0	19
at Morehead State	1-3	1-1	0-0	0/0	0	1	3	0	0	0	0	18
at UT Martin	1-5	1-5	0-0	0/0	0	1	3	0	0	0	0	13
Eastern Illinois	DNP	-	-	-	-	-	-	-	-	-	-	-
SIU Edwardsville	DNP	-	-	-	-	-	-	-	-	-	-	-
at Eastern Kentucky	5-8	4-6	0-0	0/2	2	1	14	1	1	0	0	20
UT Martin												

\* - Game Started

### 2017-18 SEASON/CAREER-HIGHS


Points .....	16	vs. UMKC (12/6/17)
Total Rebounds .....	3	4x, last vs. Bradley (12/20/17)
Offensive .....	1	4x, last at Murray State (1/4/18)
Defensive .....	3	2x, last vs. Bradley (12/20/17)
FG Made .....	5	2x, last at Eastern Kentucky (2/22/18)
FG Attempted .....	12	vs. Cal State Northridge (11/21/17)
3-Point FG Made .....	4	2x, last at Eastern Kentucky (2/22/18)
3-Point FG Attempted .....	6	at Eastern Kentucky (2/22/18)
FT Made .....	2	5x, last at Tennessee Tech (1/25/18)
FT Attempted .....	2	5x, last at Tennessee Tech (1/25/18)
Assists .....	1	16x, last at Eastern Kentucky (2/22/18)
Blocks .....	-	-
Steals .....	1	5x, last at Austin Peay (1/6/18)
Minutes .....	29	vs. Cal State Northridge (11/21/17)

### CAREER STATISTICS AT SOUTHEAST MISSOURI

Overall																					
Season	G-GS	Min	Avg	FG-FGA	Pct	3FG-3FGA	Pct	FT-FTA	Pct	Off	Def	Tot	Avg	PF	FO	A	TO	Blk	Stl	Pts	Avg
2016-17	-	Redshirted	-	-	-	-	-	-	-	-	-	-	-	-	-	-	-	-	-	-	-
2017-18	25-5	418	16.7	40-106	.377	27-68	.397	12-12	1.000	4	25	29	1.2	24	0	16	19	0	5	119	4.8
Total	25-5	418	16.7	40-106	.377	27-68	.397	12-12	1.000	4	25	29	1.2	24	0	16	19	0	5	119	4.8
Ohio Valley Conference Games Only																					
Season	G-GS	Min	Avg	FG-FGA	Pct	3FG-3FGA	Pct	FT-FTA	Pct	Off	Def	Tot	Avg	PF	FO	A	TO	Blk	Stl	Pts	Avg
2016-17	-	Redshirted	-	-	-	-	-	-	-	-	-	-	-	-	-	-	-	-	-	-	-
2017-18	13-0	188	14.5	17-37	.459	14-29	.483	4-4	1.000	1	9	10	0.8	11	0	6	9	0	2	52	4.0
Total	13-0	188	14.5	17-37	.459	14-29	.483	4-4	1.000	1	9	10	0.8	11	0	6	9	0	2	52	4.0

# Southeast Missouri State REDHAWKS

## PLAYER PROFILES



### MARK LAROS

Center

6-10 / 223 / Junior (3)

Hengelo, Netherlands/Montessori

College Twente / Mineral Area

42

**2017-18:** Missed four games with mononucleosis...Returned to play six minutes vs. Bradley (12/20)...Ranks fourth on the team with 3.5 rebounds per game and is scoring four points per contest in 26 games and seven starts...Narrowly missed a double-double with nine points and nine rebounds in his first career start vs. Missouri Baptist (11/10)...Made a near-perfect 4-of-5 field goals and added a block...Played 27 minutes in his first career game at Southeast...Is shooting a team-high 63.2 percent (48-of-76) from the field...Grabbed at least eight rebounds in three of his starts...Scored double figures for the first time in his career when he finished with 10 points vs. Hannibal-LaGrange (11/28)...Had a season-high 11 points and eight rebounds in his first career Ohio Valley Conference start vs. Morehead State (1/11)...Pitched in 10 points in 20 minutes off the bench vs. Austin Peay (2/3).

### LAROS' GAME-BY-GAME STATISTICS

2017-18	FG	3P	FT	O/D	REB	E	PTS	A	TO	B	S	M
Missouri Baptist*	4-5	0-0	1-1	4/5	9	2	9	0	3	1	1	27
at Louisiana Tech*	2-4	0-0	1-1	4/0	4	1	5	0	1	1	1	13
at Evansville*	0-0	0-0	1-2	0/0	0	3	1	0	2	1	0	13
vs. CSUN*	4-9	0-0	0-0	4/5	9	2	8	1	3	1	0	24
vs. Montana State*	1-1	0-0	0-0	1/2	3	1	2	0	0	1	0	14
N.C. Central	1-2	0-0	2-2	2/2	4	0	4	1	0	0	1	13
Hannibal-LaGrange	5-6	0-0	0-2	3/2	5	1	10	0	0	1	1	20
at N.C. Central	DNP	-	-	-	-	-	-	-	-	-	-	-
UMKC	DNP	-	-	-	-	-	-	-	-	-	-	-
at Southern Illinois	DNP	-	-	-	-	-	-	-	-	-	-	-
at Kansas State	DNP	-	-	-	-	-	-	-	-	-	-	-
Bradley	1-1	0-0	0-0	0/0	0	0	2	0	0	0	0	6
at Saint Louis	2-5	0-0	0-0	1/2	3	1	4	0	1	0	0	15
Belmont	2-3	0-0	0-0	3/2	5	1	4	0	2	0	0	19
Tennessee State	0-0	0-0	0-0	1/2	3	0	0	0	0	0	0	11
at Murray State	4-5	0-1	1-2	0/2	2	0	9	0	1	0	0	8
at Austin Peay	1-3	0-0	0-0	2/1	3	2	2	0	0	0	0	13
Morehead State*	5-7	0-1	1-2	3/5	8	1	11	1	1	1	1	33
Eastern Kentucky*	1-3	0-1	0-0	2/3	5	0	2	0	2	1	0	11
at SIU Edwardsville	4-4	0-0	0-0	1/3	4	3	8	2	2	0	0	23
at Eastern Illinois	0-1	0-0	0-0	1/1	2	2	0	0	0	0	0	9
at Tennessee Tech	0-2	0-1	0-0	0/3	3	3	0	2	0	0	2	16
at Jacksonville State	1-1	0-0	0-0	0/1	1	2	2	0	1	0	0	17
Murray State	1-3	0-0	0-0	1/2	3	1	2	0	0	0	1	19
Austin Peay	5-5	0-0	0-1	1/2	3	3	10	0	2	2	0	20
at Morehead State	1-1	0-0	0-0	1/3	4	2	2	0	1	1	0	14
at UT Martin	0-0	0-0	0-0	0/0	0	0	0	0	1	0	0	5
Eastern Illinois	0-0	0-0	0-0	1/2	3	2	0	1	0	0	0	11
SIU Edwardsville	2-4	0-0	0-0	2/1	3	0	4	1	0	0	0	14
at Eastern Kentucky	1-1	0-0	0-2	1/2	3	2	2	0	2	0	0	12
UT Martin												

\* - Game Started

### 2017-18 SEASON/CAREER-HIGHS


Points .....	11	vs. Morehead State (1/11/18)
Total Rebounds .....	9	vs. Missouri Baptist (11/10/17)
Offensive .....	4	3x, last vs. Cal State Northridge (11/21/17)
Defensive .....	5	3x, last vs. Morehead State (1/11/18)
FG Made .....	5	2x, last vs. Austin Peay (2/3/18)
FG Attempted .....	9	vs. Cal State Northridge (11/21/17)
3-Point FG Made .....	-	-
3-Point FG Attempted .....	1	2x, last vs. Morehead State (1/11/18)
FT Made .....	2	vs. N.C. Central (11/26/17)
FT Attempted .....	2	6x, last at Eastern Kentucky (2/22/18)
Assists .....	2	2x, last at Tennessee Tech (1/25/18)
Blocks .....	2	vs. Austin Peay (2/3/18)
Steals .....	2	at Tennessee Tech (1/25/18)
Minutes .....	33	vs. Morehead State (1/11/18)

### CAREER STATISTICS AT SOUTHEAST MISSOURI

Overall																					
Season	G-GS	Min	Avg	FG-FGA	Pct	3FG-3FGA	Pct	FT-FTA	Pct	Off	Def	Tot	Avg	PF	FO	A	TO	Blk	Stl	Pts	Avg
2017-18	26-7	400	15.4	48-76	.632	0-4	.000	7-15	.467	39	53	92	3.5	35	0	9	25	11	8	103	4.0
Ohio Valley Conference Games Only																					
Season	G-GS	Min	Avg	FG-FGA	Pct	3FG-3FGA	Pct	FT-FTA	Pct	Off	Def	Tot	Avg	PF	FO	A	TO	Blk	Stl	Pts	Avg
2017-18	17-2	255	15.0	28-43	.651	0-4	.000	2-7	.286	20	35	55	3.2	24	0	7	15	5	4	58	3.4

# Southeast Missouri State REDHAWKS

## PLAYER PROFILES



### DONNIE LEWIS

Guard

6-1 / 170 / Junior (3)

Lexington, Ky. / Paul Dunbar

Spalding University

15

**2017-18:** Walk-on who played in his first career game vs. Missouri Baptist (11/10)...Tallied five minutes off the bench...Dished out a career-high four assists vs. Tennessee State (12/31)...Appeared in all 30 games...Logged a season-high 20 minutes vs. Tennessee State (12/31)...Scored his first career point on a free throw vs. N.C. Central (11/26)...Made his first career 3-pointer at Murray State (1/4)...Had two points in 25 minutes during his first career start vs. Morehead State (1/11)...Made two big free throws with 31 seconds left to help the Redhawks close out their win against the Eagles...Started two games...Dropped in another 3-pointer at Eastern Illinois (1/20)...Matched a career-high four assists at Jacksonville State (1/27)...Drained his third 3-pointer of the season at Morehead State (2/8)...Scored a season-high five points vs. Eastern Illinois (2/17).

### LEWIS' GAME-BY-GAME STATISTICS

2017-18	FG	3P	FT	Q/D	REB	E	PTS	A	TO	B	S	M
Missouri Baptist	0-0	0-0	0-0	0/0	0	0	0	0	0	0	0	5
at Louisiana Tech	0-0	0-0	0-0	0/0	0	4	0	3	0	0	0	9
at Evansville	0-0	0-0	0-0	0/0	0	2	0	0	0	0	1	10
vs. CSUN	0-0	0-0	0-0	0/1	1	2	0	1	0	0	0	12
vs. Montana State	0-1	0-1	0-0	0/1	1	1	0	0	0	0	0	5
N.C. Central	0-0	0-0	1-2	1/0	1	0	1	0	0	0	0	9
Hannibal-LaGrange	0-0	0-0	0-0	0/0	0	0	0	3	1	0	2	16
at N.C. Central	0-0	0-0	0-0	1/0	1	1	0	1	0	0	0	7
UMKC	0-0	0-0	0-0	1/1	2	1	0	0	0	0	0	6
at Southern Illinois	0-0	0-0	0-0	0/0	0	1	0	0	0	0	0	10
at Kansas State	0-0	0-0	0-0	0/0	0	2	0	2	0	0	1	12
Bradley	0-0	0-0	0-0	1/0	1	2	0	0	0	0	0	3
at Saint Louis	0-0	0-0	0-0	0/0	0	1	0	0	1	0	0	18
Belmont	0-0	0-0	0-0	0/0	0	0	0	1	0	0	1	9
Tennessee State	0-0	0-0	0-0	1/2	3	3	0	4	2	0	1	20
at Murray State	1-1	1-1	0-0	0/0	0	3	3	3	3	0	0	16
at Austin Peay	0-0	0-0	0-0	0/0	0	2	0	2	0	0	0	12
Morehead State*	0-2	0-2	2-3	0/2	2	2	2	2	1	0	0	25
Eastern Kentucky*	1-1	0-0	0-0	0/0	0	2	2	3	1	0	1	12
at SIU Edwardsville	0-0	0-0	0-0	1/0	1	0	0	2	0	0	0	8
at Eastern Illinois	1-1	1-1	0-0	0/0	0	0	3	1	1	0	1	4
at Tennessee Tech	0-0	0-0	0-0	0/0	0	1	0	2	0	0	0	7
at Jacksonville State	0-1	0-1	0-0	1/1	2	1	0	4	0	0	0	8
Murray State	0-0	0-0	0-0	0/2	2	2	0	0	1	0	0	11
Austin Peay	0-0	0-0	0-0	0/0	0	0	0	2	0	0	0	9
at Morehead State	1-2	1-2	0-0	0/0	0	0	3	1	1	0	1	11
at UT Martin	0-0	0-0	0-0	0/0	0	0	0	0	1	0	0	6
Eastern Illinois	1-2	1-1	2-2	0/1	1	0	5	1	0	0	0	15
SIU Edwardsville	0-0	0-0	1-4	0/4	4	1	1	1	1	0	0	9
at Eastern Kentucky	0-1	0-0	0-0	0/0	0	3	0	2	0	0	0	6
UT Martin												

\* - Game Started

### 2017-18 SEASON/CAREER-HIGHS

Points .....	5	vs. Eastern Illinois (2/17/18)
Total Rebounds .....	4	vs. SIU Edwardsville (2/17/18)
Offensive .....	1	5x, last at Jacksonville State (1/27/18)
Defensive .....	4	vs. SIU Edwardsville (2/17/18)
FG Made .....	1	5x, last vs. Eastern Illinois (2/17/18)
FG Attempted .....	2	3x, last vs. Eastern Illinois (2/17/18)
3-Point FG Made .....	1	4x, last vs. Eastern Illinois (2/17/18)
3-Point FG Attempted .....	2	2x, last at Morehead State (2/8/18)
FT Made .....	2	2x, last vs. Eastern Illinois (2/17/18)
FT Attempted .....	4	vs. SIU Edwardsville (2/17/18)
Assists .....	4	2x, last at Jacksonville State (1/27/18)
Blocks .....	-	-
Steals .....	2	vs. Hannibal-LaGrange (11/28/17)
Minutes .....	25	vs. Morehead State (1/11/18)

### CAREER STATISTICS AT SOUTHEAST MISSOURI

Overall																					
Season	G-GS	Min	Avg	FG-FGA	Pct	3FG-3FGA	Pct	FT-FTA	Pct	Off	Def	Tot	Avg	PF	FO	A	TO	Blk	Stl	Pts	Avg
2017-18	30-2	310	10.3	5-12	.417	4-9	.444	6-11	.545	7	15	22	0.7	37	0	41	14	0	9	20	0.7
Ohio Valley Conference Games Only																					
Season	G-GS	Min	Avg	FG-FGA	Pct	3FG-3FGA	Pct	FT-FTA	Pct	Off	Def	Tot	Avg	PF	FO	A	TO	Blk	Stl	Pts	Avg
2017-18	17-2	188	11.1	5-11	.455	4-8	.500	5-9	.556	3	12	15	0.9	20	0	31	12	0	5	19	1.1

# Southeast Missouri State REDHAWKS

## PLAYER PROFILES



### DENZEL MAHONEY

Guard/Forward

6-4 / 213 / Sophomore (2)

Oviedo, Fla.

Hagerty

# 34

Went over 1,000 career points when he pitched in 15 at Morehead State (2/8)...Has 1,080 points in his two-year career...Southeast's only returning starter...Started 63 consecutive games...Scored double figures in 38 of his last 41 contests dating back to last season...Finished with 10 or more points in 54 career games...Ranks 20th among the school's all-time career scoring leaders.

**2017-18:** Preseason All-Ohio Valley Conference selection...Named to the Mayan Division Cancun Challenge All-Tournament Team...Opened the season with a game-high 21 points, grabbed two rebounds, dished out one assist and had a block in 32 minutes vs. Missouri Baptist (11/10)...Made a perfect 11-of-11 free throws in that game...Three days later, he dropped in 25 points and had seven rebounds at Louisiana Tech (11/13)...Leads the Redhawks and is second in the Ohio Valley Conference in scoring with 19.6 points per contest...Is sixth in the league in free throw percentage (.843), sixth in 3-point field goal percentage (.422), 11th in 3-point field goals made (62) and 15th in minutes played (31.3)...Poured in a career-high 36 points on his 20th birthday at SIU Edwardsville (1/18)...Dropped in 30 points vs. Murray State (2/1), his second 30-point game this year...Buried a big 3-pointer with 36 seconds left after UMKC (12/6) pulled to within two points...Answered with another clutch 3-pointer, this time when Southern Illinois (12/9) narrowed Southeast's lead to five...Scored 20 or more points 14 times...Scored double figures in 17-straight games from Nov. 21-Jan. 20...Opened OVC play with a 19-point effort vs. Belmont (12/28) and his first career double-double of 22 points and 11 rebounds vs. Tennessee State (12/31)...Has two double-doubles...Is scoring 20.3 points per game in league play...Scored double figures in 27 games...Scored 27 points at UT Martin (2/10) and knocked down a game-tying 3-pointer with one second left to send the game to overtime...Was named OVC Co-Offensive Player of the Week on Feb. 12.

#### 2017-18 SEASON-HIGHS

Points .....	36	at SIU Edwardsville (1/18/18)
Total Rebounds .....	11	vs. Tennessee State (12/31/17)
Offensive .....	5	vs. Belmont (12/28/17)
Defensive .....	8	2x, last vs. Eastern Illinois (2/17/18)
FG Made .....	11	vs. Murray State (2/1/18)
FG Attempted .....	26	vs. Murray State (2/1/18)
3-Point FG Made .....	5	2x, last at UT Martin (2/10/18)
3-Point FG Attempted .....	9	vs. Morehead State (1/11/18)
FT Made .....	13	at SIU Edwardsville (1/18/18)
FT Attempted .....	15	at SIU Edwardsville (1/18/18)
Assists .....	5	at Eastern Kentucky (2/22/18)
Blocks .....	1	5x, last vs. Morehead State (1/11/18)
Steals .....	4	at Tennessee Tech (1/25/18)
Minutes .....	38	3x, last vs. Eastern Illinois (2/17/18)

#### MAHONEY'S GAME-BY-GAME STATISTICS

2017-18	FG	3P	FT	O/D	REB	E	PTS	A	TO	B	S	M
Missouri Baptist*	5-9	0-2	11-11	0/2	2	1	21	1	2	1	0	32
at Louisiana Tech*	9-18	1-5	6-8	3/4	7	2	25	3	1	0	1	36
at Evansville*	1-7	1-4	0-0	0/5	5	2	3	1	2	1	1	26
vs. CSUN*	7-9	2-2	2-2	0/6	6	3	18	1	1	1	1	23
vs. Montana State*	10-14	1-2	6-8	1/5	6	3	27	0	1	0	0	33
N.C. Central*	6-19	1-7	2-2	2/3	5	4	15	1	2	0	0	33
Hannibal-LaGrange*	9-16	3-4	6-7	1/1	2	1	27	3	0	0	1	24
at N.C. Central*	5-9	1-1	8-11	1/4	5	3	19	1	1	0	2	23
UMKC*	5-7	3-3	4-5	0/3	3	4	17	1	4	0	0	30
at Southern Illinois*	6-12	3-4	3-6	2/2	4	4	18	0	3	0	1	33
at Kansas State*	6-9	2-3	9-9	0/1	1	2	23	0	1	0	0	30
Bradley*	3-12	1-4	10-12	1/4	5	4	17	1	1	0	0	33
at Saint Louis*	3-9	1-4	5-8	1/3	4	2	12	1	1	0	0	30
Belmont*	5-13	2-5	7-10	5/3	8	2	19	1	1	0	2	32
Tennessee State*	4-8	2-4	12-13	3/8	11	1	22	2	2	0	2	34
at Murray State*	3-10	0-4	8-8	2/2	4	5	14	1	1	0	1	27
at Austin Peay*	7-11	4-6	6-6	1/5	6	3	24	0	3	1	0	26
Morehead State*	8-15	3-9	3-5	1/3	4	4	22	1	1	1	1	28
Eastern Kentucky*	7-16	2-7	9-10	2/7	9	3	25	3	3	0	1	38
at SIU Edwardsville*	9-14	5-7	13-15	2/5	7	4	36	1	3	0	0	34
at Eastern Illinois*	2-4	2-4	2-2	1/4	5	3	8	2	2	0	1	30
at Tennessee Tech*	6-12	4-6	3-4	1/2	3	2	19	0	1	0	4	36
at Jacksonville State*	4-12	3-8	6-8	2/1	3	2	17	0	1	0	0	32
Murray State*	11-26	2-7	6-7	4/4	8	3	30	0	1	0	3	38
Austin Peay*	7-18	1-6	5-6	2/3	5	4	20	0	3	0	0	30
at Morehead State*	4-8	2-5	5-5	1/3	4	5	15	3	1	0	1	23
at UT Martin*	8-14	5-8	6-7	0/4	4	3	27	2	4	0	2	37
Eastern Illinois*	3-12	2-6	5-6	2/8	10	2	13	2	1	0	2	38
SIU Edwardsville*	3-11	0-4	2-2	0/2	2	4	8	1	0	0	1	33
at Eastern Kentucky*	8-15	3-6	7-7	2/4	6	2	26	5	2	0	0	37
UT Martin												

\* - Game Started

#### CAREER-HIGHS


Points .....	36	at SIU Edwardsville (1/18/18)
Total Rebounds .....	11	vs. Tennessee State (12/31/17)
Offensive .....	5	vs. Belmont (12/28/17)
Defensive .....	8	2x, last vs. Eastern Illinois (2/17/18)
FG Made .....	11	vs. Murray State (2/1/18)
FG Attempted .....	26	vs. Murray State (2/1/18)
3-Point FG Made .....	5	2x, last at UT Martin (2/10/18)
3-Point FG Attempted .....	11	vs. Tennessee State (3/1/17)
FT Made .....	14	vs. Tennessee State (3/1/17)
FT Attempted .....	15	2x, last at SIU Edwardsville (1/18/18)
Assists .....	6	vs. Eastern Kentucky (12/31/16)
Blocks .....	1	6x, last at Austin Peay (1/6/18)
Steals .....	4	at Tennessee Tech (1/25/18)
Minutes .....	44	vs. Tennessee State (3/1/17)

#### CAREER STATISTICS AT SOUTHEAST MISSOURI

Overall																		
Season	G-GS	Min	Avg	FG-FGA	Pct	3FG-3FGA	Pct	FT-FTA	Pct	Off	Def	Tot	Avg	PF	FO	A	TO	Blk
2016-17	33-33	976	29.6	152-339	.448	57-151	.377	132-162	.815	47	93	140	4.2	106	5	40	45	4
2017-18	30-30	939	31.3	174-369	.472	62-147	.422	177-210	.843	43	111	154	5.1	87	2	38	50	5
Total	63-63	1915	30.4	326-708	.460	119-298	.399	309-372	.831	90	204	294	4.7	193	7	78	95	9
Ohio Valley Conference Games Only																		
Season	G-GS	Min	Avg	FG-FGA	Pct	3FG-3FGA	Pct	FT-FTA	Pct	Off	Def	Tot	Avg	PF	FO	A	TO	Blk
2016-17	16-16	484	30.3	83-172	.483	32-76	.421	68-83	.819	21	52	73	4.6	52	2	27	28	1
2017-18	17-17	553	32.5	99-219	.452	42-102	.412	105-121	.868	31	68	99	5.8	52	2	24	30	2
Total	33-33	1037	31.4	182-391	.465	74-178	.416	173-204	.848	52	120	172	5.2	104	4	51	58	3

# Southeast Missouri State REDHAWKS

## PLAYER PROFILES



### DANIEL SIMMONS

Guard

6-2 / 196 / Senior (4)

Biggersville, Miss. / Biggersville

East Mississippi CC

# 23

**2017-18:** Dropped in 13 points, pulled down two rebounds and dished out two assists in his first career start vs. Missouri Baptist (11/10)...Played 28 minutes against the Spartans...Scored 11 points and had three assists at Louisiana Tech (11/13)...Ranks third on the team in scoring with 12.3 points per game...Netted a career-high 26 points at Eastern Illinois (1/20)...Scored 22 points vs. Eastern Kentucky (1/13)...Scored double figures in 19 of his last 27 contests...Is third on the team with 44 three-pointers made...Ranks 22nd in the Ohio Valley Conference in scoring and is third in 3-point field goal percentage (.444)...Scored double figures in six of seven games since re-joining the starting lineup on Feb. 1...Turned in his first career double-double with 13 points and 11 rebounds vs. SIU Edwardsville (2/17).

### SIMMONS' GAME-BY-GAME STATISTICS

2017-18	FG	3P	FT	O/D	REB	E	PTS	A	TO	B	S	M
Missouri Baptist*	5-12	2-4	1-1	0/2	2	2	13	2	2	0	1	28
at Louisiana Tech*	5-15	0-3	1-2	1/2	3	4	11	3	1	1	1	34
at Evansville*	3-3	1-1	2-2	0/2	2	1	9	1	0	0	0	16
vs. CSUN*	3-6	1-2	1-2	0/6	6	0	8	4	1	0	3	24
vs. Montana State*	3-7	1-2	5-7	0/4	4	5	12	1	1	0	1	24
N.C. Central	4-9	1-2	6-8	2/2	4	1	15	2	2	0	2	26
Hannibal-LaGrange	5-13	0-3	2-2	1/2	3	1	12	3	1	0	1	21
at N.C. Central	4-10	2-2	0-1	0/4	4	0	10	3	2	0	1	25
UMKC	4-7	2-4	8-10	0/3	3	1	18	3	1	0	0	21
at Southern Illinois*	4-11	2-6	2-4	2/4	6	4	12	3	3	0	2	22
at Kansas State	6-15	5-9	0-0	0/1	1	1	17	4	0	0	0	33
Bradley	1-5	0-1	2-3	0/0	0	1	4	1	1	0	0	11
at Saint Louis	3-6	2-4	0-0	1/1	2	1	8	2	1	0	0	22
Belmont*	4-10	0-2	3-4	0/5	5	2	11	2	4	0	1	28
Tennessee State	2-3	2-3	0-0	0/1	1	2	6	0	2	0	0	12
at Murray State	3-8	1-1	1-1	0/3	3	1	8	2	3	0	2	18
at Austin Peay	5-10	0-3	1-3	0/2	2	3	11	1	1	0	0	22
Morehead State	5-9	2-4	3-4	1/2	3	5	15	0	2	0	1	29
Eastern Kentucky	8-12	2-4	4-6	0/3	3	3	22	1	3	0	1	28
at SIU Edwardsville	3-7	1-2	0-0	0/3	3	1	7	2	1	0	3	27
at Eastern Illinois	8-9	5-6	5-6	0/5	5	2	26	5	1	0	0	27
at Tennessee Tech	5-11	2-6	1-4	0/1	1	3	13	1	0	0	2	23
at Jacksonville State	3-10	2-5	1-2	0/4	4	2	9	1	2	0	1	24
Murray State*	4-14	1-5	4-4	2/0	2	3	13	2	2	0	2	28
Austin Peay*	7-13	0-3	4-7	1/6	7	3	18	3	3	1	1	29
at Morehead State*	4-7	0-2	4-6	0/9	9	3	12	3	3	0	1	30
at UT Martin*	6-9	3-3	0-0	0/2	2	1	15	1	2	0	0	36
Eastern Illinois*	3-5	1-1	2-2	0/3	3	3	9	2	3	0	2	20
SIU Edwardsville*	2-7	1-2	8-9	1/10	11	4	13	0	3	1	1	34
at Eastern Kentucky*	5-11	2-4	0-3	2/7	9	4	12	2	1	0	1	30
UT Martin												

\* - Game Started

### 2017-18 SEASON-HIGHS

Points .....	26	at Eastern Illinois (1/20/18)
Total Rebounds .....	11	vs. SIU Edwardsville (2/17/18)
Offensive .....	2	4x, last at Eastern Kentucky (2/22/18)
Defensive .....	11	vs. SIU Edwardsville (2/17/18)
FG Made .....	8	2x, last at Eastern Illinois (1/20/18)
FG Attempted .....	15	2x, last at Kansas State (12/16/17)
3-Point FG Made .....	5	2x, last at Eastern Illinois (1/20/18)
3-Point FG Attempted .....	9	at Kansas State (12/16/17)
FT Made .....	8	2x, last vs. SIU Edwardsville (2/17/18)
FT Attempted .....	10	vs. UMKC (12/6/17)
Assists .....	5	at Eastern Illinois (1/20/18)
Blocks .....	1	3x, last vs. SIU Edwardsville (2/17/18)
Steals .....	3	2x, last at SIU Edwardsville (1/18/18)
Minutes .....	36	at UT Martin (2/10/18)

### CAREER-HIGHS

Points .....	26	at Eastern Illinois (1/20/18)
Total Rebounds .....	11	vs. SIU Edwardsville (2/17/18)
Offensive .....	2	5x, last at Eastern Kentucky (2/22/18)
Defensive .....	11	vs. SIU Edwardsville (2/17/18)
FG Made .....	8	2x, last at Eastern Illinois (1/20/18)
FG Attempted .....	15	2x, last at Kansas State (12/16/17)
3-Point FG Made .....	5	3x, last at Eastern Illinois (1/20/18)
3-Point FG Attempted .....	10	at DePaul (12/19/16)
FT Made .....	8	2x, last vs. SIU Edwardsville (2/17/18)
FT Attempted .....	10	vs. UMKC (12/6/17)
Assists .....	5	2x, last at Eastern Illinois (1/20/18)
Blocks .....	1	5x, last vs. SIU Edwardsville (2/17/18)
Steals .....	3	3x, last at SIU Edwardsville (1/18/18)
Minutes .....	36	at UT Martin (2/10/18)


### CAREER STATISTICS AT SOUTHEAST MISSOURI

Overall																				
Season	G-GS	Min	Avg	FG-FGA	Pct	3FG-3FGA	Pct	FT-FTA	Pct	Off	Def	Tot	Avg	PF	EQ	A	TO	Blk	Stl	Pts
2016-17	32-0	514	16.1	60-177	.339	28-86	.326	24-37	.649	10	53	63	2.0	38	0	46	43	2	16	172
2017-18	30-14	752	25.1	127-274	.464	44-99	.444	71-103	.689	14	99	113	3.8	67	2	60	52	3	30	369
Total	62-14	1266	20.4	187-451	.415	72-185	.389	95-140	.679	24	152	176	2.8	105	2	106	95	5	46	541
Ohio Valley Conference Games Only																				
Season	G-GS	Min	Avg	FG-FGA	Pct	3FG-3FGA	Pct	FT-FTA	Pct	Off	Def	Tot	Avg	PF	EQ	A	TO	Blk	Stl	Pts
2016-17	16-0	225	14.1	22-71	.310	10-32	.313	10-12	.833	5	27	32	2.0	19	0	22	15	2	10	64
2017-18	17-8	445	26.2	77-155	.497	25-56	.446	41-61	.672	7	66	73	4.3	45	1	28	36	2	18	220
Total	33-8	670	20.3	99-226	.438	35-88	.398	51-73	.699	12	93	105	3.2	64	1	50	51	4	28	284



# Southeast Missouri State REDHAWKS

## PLAYER PROFILES



### MIŁOS VRANES

Forward

6-7 / 200 / Senior (4)

Belgrade, Serbia / Third Belgrade

N.D. State College of Science

# 4

**2017-18:** Notched his first career double-double when he finished with 16 points and 10 rebounds at Evansville (Nov. 16)...Scored five points and finished with three rebounds in 13 minutes off the bench vs. Missouri Baptist (11/10)...Added three points in 13 minutes at Louisiana Tech (11/13)...Averages six points and 4.1 rebounds a game...Ranks third on the team in rebounding...Scored three points and had seven boards in his first career start vs. N.C. Central (11/26)...Finished with 10 points and four rebounds at N.C. Central (12/2)...Dropped in 14 points and had six rebounds in 22 minutes at Southern Illinois (12/9)...Started 15 of the last 21 games...Scored double figures for the seventh time when he finished with 10 points vs. SIU Edwardsville (2/17)...Turned in his second double-double of the season with 10 points and 10 rebounds against the Racers...Played a career-high 35 minutes at Austin Peay (1/6)...Scored 11 points vs. Eastern Illinois (2/15) and followed that up with 10 points vs. SIU Edwardsville (2/17).

### VRANES' GAME-BY-GAME STATISTICS

2017-18	FG	3P	FT	O/D	REB	E	PTS	A	TO	B	S	M
Missouri Baptist	2-4	1-3	0-0	0/3	3	2	5	0	0	0	1	13
at Louisiana Tech	1-3	1-3	0-0	0/5	5	1	3	2	0	0	0	13
at Evansville	6-11	3-6	1-2	3/7	10	3	16	0	1	0	0	28
vs. CSUN	0-3	0-2	0-0	0/2	2	2	0	0	2	0	1	14
vs. Montana State	4-6	0-1	0-0	2/2	4	2	8	2	1	0	1	21
N.C. Central*	1-6	1-3	0-0	1/6	7	2	3	0	4	0	0	19
Hannibal-LaGrange*	1-5	0-2	1-2	2/1	3	1	3	0	0	1	0	13
at N.C. Central*	4-7	1-2	1-2	1/3	4	3	10	1	1	2	0	26
UMKC*	2-5	1-3	0-1	1/6	7	3	5	1	2	1	0	24
at Southern Illinois*	4-7	2-3	4-6	2/4	6	3	14	0	1	0	1	22
at Kansas State*	3-4	2-3	0-0	1/5	6	2	8	1	2	0	0	19
Bradley*	2-7	0-4	0-1	1/5	6	1	4	2	3	0	1	25
at Saint Louis*	3-4	1-2	0-0	1/1	2	2	7	0	1	0	0	19
Belmont	0-2	0-1	0-0	1/1	2	1	0	1	1	0	0	8
Tennessee State*	4-7	3-6	1-2	1/5	6	1	12	2	3	0	1	21
at Murray State*	3-7	2-4	2-4	3/7	10	2	10	0	1	0	0	29
at Austin Peay*	2-5	2-5	1-2	1/4	5	5	7	0	2	0	0	35
Morehead State	DNP	-	-	-	-	-	-	-	-	-	-	-
Eastern Kentucky	2-3	1-2	0-0	0/2	2	3	5	1	0	0	0	16
at SIU Edwardsville*	1-2	0-1	1-2	0/1	1	2	3	1	2	0	1	15
at Eastern Illinois*	1-7	1-5	0-0	1/1	2	0	3	3	0	0	0	20
at Tennessee Tech*	2-4	1-2	0-0	1/2	3	1	5	0	3	0	0	20
at Jacksonville State*	1-3	1-2	0-0	0/0	0	2	3	1	3	0	1	13
Murray State	0-1	0-1	0-0	0/2	2	0	0	0	1	0	0	8
Austin Peay	2-4	1-2	0-0	2/4	6	4	5	0	2	0	0	28
at Morehead State	2-5	2-5	0-0	1/2	3	1	6	0	3	1	0	14
at UT Martin	1-2	1-1	0-0	0/2	2	1	3	0	2	0	1	11
Eastern Illinois	4-6	2-3	1-2	1/3	4	4	11	0	0	0	2	23
SIU Edwardsville	3-7	1-4	3-4	1/4	5	3	10	0	0	0	0	23
at Eastern Kentucky	2-2	1-1	0-0	1/0	1	4	5	0	1	0	0	15
UT Martin												

\* - Game Started

### 2017-18 SEASON-HIGHS

Points .....	16	at Evansville (11/16/17)
Total Rebounds .....	10	2x, last at Murray State (1/4/18)
Offensive .....	3	2x, last at Murray State (1/4/18)
Defensive .....	7	2x, last at Murray State (1/4/18)
FG Made .....	6	at Evansville (11/16/17)
FG Attempted .....	11	at Evansville (11/16/17)
3-Point FG Made .....	3	2x, last vs. Tennessee State (12/31/17)
3-Point FG Attempted .....	6	2x, last vs. Tennessee State (12/31/17)
FT Made .....	4	at Southern Illinois (12/9/17)
FT Attempted .....	6	at Southern Illinois (12/9/17)
Assists .....	3	at Eastern Illinois (1/20/18)
Blocks .....	2	at N.C. Central (12/2/17)
Steals .....	2	vs. Eastern Illinois (2/17/18)
Minutes .....	35	at Austin Peay (1/6/18)

### CAREER-HIGHS

Points .....	16	at Evansville (11/16/17)
Total Rebounds .....	10	2x, last at Murray State (1/4/18)
Offensive .....	3	4x, last at Murray State (1/4/18)
Defensive .....	7	2x, last at Murray State (1/4/18)
FG Made .....	6	2x, last at Evansville (11/16/17)
FG Attempted .....	11	2x, last at Evansville (11/16/17)
3-Point FG Made .....	3	2x, last vs. Tennessee State (12/31/17)
3-Point FG Attempted .....	6	3x, last vs. Tennessee State (12/31/17)
FT Made .....	4	3x, last at Southern Illinois (12/9/17)
FT Attempted .....	6	at Southern Illinois (12/9/17)
Assists .....	3	at Eastern Illinois (1/20/18)
Blocks .....	2	at N.C. Central (12/2/17)
Steals .....	3	2x, last vs. Central Arkansas (12/1/16)
Minutes .....	35	at Austin Peay (1/6/18)

### CAREER STATISTICS AT SOUTHEAST MISSOURI

Overall																			
Season	G-GS	Min	Avg	FG-FGA	Pct	3FG-3FGA	Pct	FT-FTA	Pct	Off	Def	Tot	Avg	PF	FO	A	TO	Blk	Stl
2016-17	31-0	568	18.3	63-129	.488	28-76	.368	25-39	.641	30	70	101	3.3	79	3	17	21	2	22
2017-18	29-15	555	19.1	63-139	.453	32-82	.390	16-30	.533	29	91	119	4.1	61	1	18	42	5	11
Total	60-15	1123	18.7	126-268	.470	60-158	.380	41-69	.594	59	161	220	3.7	140	4	35	63	7	33
Ohio Valley Conference Games Only																			
Season	G-GS	Min	Avg	FG-FGA	Pct	3FG-3FGA	Pct	FT-FTA	Pct	Off	Def	Tot	Avg	PF	FO	A	TO	Blk	Stl
2016-17	14-0	229	16.4	26-51	.510	12-30	.400	9-16	.563	13	25	38	2.7	38	2	8	5	1	6
2017-18	16-7	299	18.7	30-67	.448	19-45	.422	9-16	.563	14	40	54	3.4	34	1	9	24	1	6
Total	30-7	528	17.6	56-118	.475	31-75	.413	18-32	.563	27	65	92	3.1	72	3	17	29	2	12

# Southeast Missouri State RED HAWKS

## BOX SCORES

### GAME 1

#### SOUTHEAST MISSOURI 81, MISSOURI BAPTIST 69

Nov. 10, 2017 • Show Me Center • Cape Girardeau, Mo.

##### Missouri Baptist 69

#	Player	Total			3-Ptr			Rebounds			PF	TP	A	T	Blk	Stl	Min
		FG	FGA	FT	FTA	Off	Def	Off	Def	Total							
01	Jahmouri Robinson	f	7-9	0-1	0-3	0	0	0	0	14	2	3	0	0	1	24	
12	Andrew Howard	f	3-5	0-0	3-5	4	3	7	2	9	0	2	0	0	0	23	
13	Karson King	f	1-2	0-1	0-0	2	1	3	1	2	3	1	0	2	20		
22	Johnny Benson	g	2-3	1-2	3-4	0	2	2	3	8	0	4	0	0	23		
33	Jesus Castillo	g	2-4	2-4	0-0	0	2	2	0	6	1	1	1	0	12		
02	Joel Baskin		1-5	0-2	0-0	0	0	0	0	1	2	1	0	1	0	10	
03	Fitzgerald Hopkins		3-9	2-7	1-2	0	0	0	0	9	1	1	1	0	0	23	
04	James McKelvin		2-5	2-3	2-4	0	4	4	2	8	0	2	0	0	0	22	
10	Hasaan DeCarolis		0-0	0-0	0-0	0	0	0	0	0	0	0	0	0	0	0+	
15	Pablo Hernandez		2-5	0-2	4-5	2	4	6	1	8	1	2	0	0	0	22	
21	Torrance Littles		0-0	0-0	0-0	0	0	0	0	4	0	0	0	0	0	9	
24	Zach Beel		1-1	1-1	0-0	0	1	1	2	3	1	0	1	0	0	8	
32	John Yaeger		0-0	0-0	0-0	0	0	0	0	0	0	0	0	0	0	4	
	Team					3	2	5		2							
Totals			24-48	8-23	13-23	11	19	30	16	69	10	18	4	3	20		

FG % 1st Half: 11-28 39.3% 2nd half: 13-20 65.0% Game: 24-48 50.0%  
3FG % 1st Half: 4-15 26.7% 2nd half: 4-8 50.0% Game: 8-23 34.8%  
FT % 1st Half: 1-5 20.0% 2nd half: 12-18 66.7% Game: 13-23 56.5%

##### Southeast Missouri 81 • 1-0

#	Player	FG		3-Ptr		Rebounds			PF	TP	A	T	Blk	Stl	Min
		FGA	FT	FTA	Off	Def	Total								
34	MAHONEY, Denzel	f	5-9	0-2	11-11	0	2	2	1	21	1	2	1	0	32
42	LAROS, Mark	c	4-5	0-0	1-1	4	5	9	2	9	0	3	1	1	27
02	DALTON, Jonathan	g	3-3	2-2	3-4	1	1	2	3	11	7	0	0	0	32
03	KOWALSKI, Ray	g	1-6	0-1	0-0	0	0	0	3	2	1	1	0	1	16
23	SIMMONS, Daniel	g	5-12	2-4	1-1	0	2	2	13	2	2	0	1	2	18
04	VRANES, Milos		2-4	1-3	0-0	0	3	3	2	5	0	0	0	1	13
13	GABLE, Isaiah		1-3	0-2	0-0	0	0	0	2	2	1	1	0	0	11
15	LEWIS, Donnie		0-0	0-0	0-0	0	0	0	0	0	0	0	0	0	5
20	CARPENTER, Justin		2-2	0-0	0-0	0	2	2	1	4	2	1	0	1	10
25	BREWER, Ledarius		4-10	3-6	3-4	0	5	5	2	14	3	1	0	2	26
Team						3	1	4		2					
Totals			27-54	8-20	19-21	8	21	29	18	81	17	13	2	7	200

FG % 1st Half:	12-22	54.5%	2nd half:	15-32	46.9%	Game:	27-54	50.0%	Deadball
3FG % 1st Half:	6-9	66.7%	2nd half:	2-11	18.2%	Game:	8-20	40.0%	Rebounds
FT % 1st Half:	7-8	87.5%	2nd half:	12-13	92.3%	Game:	19-21	90.5%	1

FG % 1st Half: 12-22 54.5% 2nd half: 15-32 46.9% Game: 27-54 50.0%  
3FG % 1st Half: 6-9 66.7% 2nd half: 2-11 18.2% Game: 8-20 40.0%  
FT % 1st Half: 7-8 87.5% 2nd half: 12-13 92.3% Game: 19-21 90.5%

Officials: Brett Miles, Kyle Bottoms, Alex Manuel  
Technical fouls: Missouri Baptist-None. Southeast Missouri-None.  
Attendance: 1239

Score by periods	1st	2nd	Total
Missouri Baptist	27	42	69
Southeast Missouri	37	44	81

### GAME 2

#### LOUISIANA TECH 96, SOUTHEAST MISSOURI 95 OT

Nov. 13, 2017 • Thomas Assembly Center • Ruston, La.

##### Southeast Missouri 95 • 1-1

#	Player	FG	FGA	3-PT	FG	FTA	Off	Def	TO	PF	TP	A	T	Blk	Stl	Min	
34	MAHONEY, Denzel	f	9-18	1-5	6-8	3	4	7	2	25	3	1	0	1	36		
42	LAROS, Mark	c	2-4	0-0	1-1	4	0	4	1	5	0	1	1	1	13		
02	DALTON, Jonathan	g	1-2	0-0	0-0	0	1	1	1	2	7	4	0	2	35		
03	KOWALSKI, Ray	g	4-10	3-5	1-1	1	1	2	1	11	0	0	0	0	22		
23	SIMMONS, Daniel	g	5-15	0-3	1-2	1	2	3	4	11	3	1	1	1	34		
04	VRANES, Milos		1-3	1-3	0-0	0	5	5	1	3	2	0	0	0	13		
15	LEWIS, Donnie		0-0	0-0	0-0	0	0	0	4	0	3	0	0	0	9		
20	CARPENTER, Justin		7-9	0-1	3-5	2	4	6	3	17	0	0	1	0	32		
25	BREWER, Ledarius		7-14	4-8	2-2	2	4	6	3	20	1	2	1	1	31		
	Team					0	3	3									
Totals			36-75	9-25	14-19	13	24	37	20	95	20	9	4	6	225		
FG % 1st Half: 13-31 48.4%		2nd half: 13-35 42.9%		OT: 6-9 66.7%		Game: 36-75 48.0%		Deadball Rebound % 3FG % 1st Half: 3-11 27.3%		2nd half: 3-8 37.5%		OT: 1-4 25.0%		Game: 14-25 56.0%		Deadball Rebound %	

FG % 1st Half: 15-31 48.4% 2nd half: 15-35 42.9% OT: 6-9 66.7% Game: 36-75 48.0%  
3FG % 1st Half: 3-11 27.3% 2nd half: 3-8 37.5% OT: 3-6 50.0% Game: 9-25 36.0%  
FT % 1st Half: 6-8 75.0% 2nd half: 7-8 87.5% OT: 1-3 33.3% Game: 14-19 73.7%

##### Louisiana Tech 96 • 2-0

05	WASHINGTON, Jy'lan	f	3-7	1-3	0-0	0	3	3	1	7	2	0	0	0	27
05	WHITE, Joniah	c	2-3	0-0	2-2	2	3	5	1	6	2	2	3	0	29
00	BOYKINS, Jacob	g	3-10	1-7	2-2	1	6	7	4	9	0	0	0	1	28
02	HARRIS, Jalen	g	7-13	1-4	11-14	1	7	8	2	26	5	3	2	0	36
04	BRACEY, Daquan	g	8-13	1-2	3-4	0	5	5	2	20	4	4	0	0	37
01	JEAN, Derric		4-6	2-4	4-6	0	1	1	3	14	3	0	1	0	30
11	PEMBERTON, Jacobly		1-1	0-0	2-2	1	1	2	4	0	0	1	0	1	9
21	CHRISTON, Exavian		1-3	0-1	0-0	1	0	1	0	2	0	0	0	0	13
35	POWELL, Oliver		2-4	0-0	4-4	0	4	4	2	8	0	0	1	0	16
Team						7	0	1							
Totals			31-60	6-21	28-34	7	30	37	17	96	16	9	8	1	225
FG % 1st Half: 14-29 48.3% 2nd half: 12-26 46.2% OT: 5-5 100.0% Game: 31-60 51.7% Deadball 4															
FT % 1st Half: 10-11 90.9% 2nd half: 11-14 78.6% OT: 7-10 70.0% Game: 21-28 75.0%															
3P % 1st Half: 10-20 50.0% 2nd half: 11-24 45.8% OT: 7-10 70.0% Game: 28-34 82.4%															

FG % 1st Half: 14-29 48.3% 2nd half: 12-26 46.2% OT: 5-5 100.0% Game: 31-60 51.7%  
3FG % 1st Half: 1-7 14.3% 2nd half: 5-14 35.7% OT: 0-0 0.0% Game: 6-21 28.6%  
FT % 1st Half: 10-10 100.0% 2nd half: 11-14 78.6% OT: 7-10 70.0% Game: 28-34 82.4%

Officials: Ray Natili, Bret Smith, Nomi Kidwai  
Technical fouls: Southeast Missouri-TEAM. Louisiana Tech-None.  
Attendance: 2456

Score by periods	1st	2nd	OT	Total
Southeast Missouri	39	40	16	95
Louisiana Tech	39	40	17	96

Last FG - SEMO OT-00:00, TECH OT-01:18.  
Largest lead - SEMO by 3 1st-10:49, TECH by 7 OT-03:24.  
SEMO led for 06:14. TECH led for 32:29. Game was tied for 06:17.

Score tied - 13 times.  
Lead changed - 10 times.

### GAME 3

#### EVANSVILLE 66, SOUTHEAST MISSOURI 50

Nov. 16, 2017 • Ford Center • Evansville, Ind.

##### SEMO 50 • 1-2

#	Player	Total			3-Ptr			Rebounds			PF	TP	A	T	Blk	Stl	Min
		FG	FGA	FT	FTA	Off	Def	Total									
34	MAHONEY, Denzel	f	1-7	1-4	0-0	0	5	5	2	3	1	2	1	1	26		
42	LAROS, Mark	c	0-0	0-0	1-2	0	0	0	3	1	0	2	1	0	13		
02	DALTON, Jonathan	g	2-4	0-2	0-0	2	1	3	2	4	5	3	0	3	30		
03	KOWALSKI, Ray	g	2-4	1-2	0-0	0	3	3	2	5	0	4	0	0	25		
23	SIMMONS, Daniel	g	3-3	1-1	2-2	0	2	2	1	9	1	0	0	0	16		
04	VRANES, Milos		6-11	3-6	1-2	3	7	10	3	16	0	1	0	0	28		
13	GABLE, Isaiah		1-3	0-1	0-0	0	2	2	1	2	1	0	0	0	13		
15	LEWIS, Donnie		0-0	0-0	0-0	0	0	0	2	0	0	0	0	1	10		
20	CARPENTER, Justin		1-4	0-1	0-0	0	1	1	3	2	0	3	1	0	14		
25	BREWER, Ledarius		3-12	2-8	0-2	0	3	3	5	8	1	3	2	0	25		
Team						0	2	2									
Totals			19-48	8-25	4-8	5	26	31	24	50	9	18	5	5	200		

FG	1st Half:	8-20	40.0%	2nd half:	11-28	39.3%	Game:	19-48	39.6%	Deadball
3FG	1st Half:	3-13	23.1%	2nd half:	5-12	41.7%	Game:	8-25	32.0%	Rebounds
FT	1st Half:	2-4	50.0%	2nd half:	2-4	50.0%	Game:	4-8	50.0%	4

FG % 1st Half: 8-20 40.0% 2nd half: 11-28 39.3% Game: 19-48 39.6%  
3FG % 1st Half: 3-13 23.1% 2nd half: 5-12 41.7% Game: 8-25 32.0%  
FT % 1st Half: 2-4 50.0% 2nd half: 2-4 50.0% Game: 4-8 50.0%

##### Evansville 66 • 3-0

15	Traore, Dalen	c	0-0	0-0	2-2	1	3	4	1	2	0	0	0	0	13
00	Taylor, Ryan	g	4-18	3-10	6-6	0	3	3	1	17	2	0	0	1	38
12	Smith, Dru	g	5-6	2-2	5-6	0	6	6	3	17	9	5	1	1	38
25	Gibson, Duane	g	4-7	0-0	0-0	0	3	3	0	8	1	1	0	1	21
05	Hainna, Solomon		0-1	0-0	7-10	0	1	1	3	7	0	1	0	1	16
10	Kuhlman, Evan		0-1	0-0	0-0	0	0	0	0	0	0	0	0	0	1
14	Chaitkevicius, Dainiui		0-2	0-0	0-0	0	0	0	1	0	0	1	0	3	3
00	Frederking, Noah		0-0	0-0	0-0	0	0	0	0	0	0	0	0	0	0
3	Reley, K.J.		0-1	0-0	1-2	3	0	0	0	0	0	1	0	1	17
5	Hall, John		2-3	0-0	0-0	0	0	0	3	4	0	0	1	0	17
Team			18-45		11-27	1	2	3							200
Totals			2-83	8-18	22-27	4	24	28	14	66	12	10	2	5	200
FG 1st Half: 13-26			50.0%	2nd half: 5-19	26.3%	Game: 18-45			40.0%	Deadball Rebound: 2					
3FG 1st Half: 5-9			55.6%	2nd half: 3-9	33.3%	Game: 22-18			44.4%						
FT 1st Half: 5-7			71.4%	2nd half: 17-20	85.0%	Game: 22-27			81.5%						

# Southeast Missouri State REDHAWKS

## BOX SCORES

### GAME 5

#### MONTANA STATE 88, SOUTHEAST MISSOURI 82

Nov. 22, 2017 • Hard Rock Riviera Maya • Cancun, Mexico

##### SEMO 82 • 2-3

#	Player	Total		3-Ptr		Rebounds		PF	TP	A	T	Blk	Stl	Min	
		FG-FG%	F-GA	FG-FG%	F-GA	Off	Def								
42	LAROS, Mark	f	1-1	0-0	0-0	1	2	3	1	2	0	0	1	0	14
02	DALTON, Jonathan	f	3-4	1-1	5-6	0	2	2	3	12	6	5	0	1	35
03	KOWALSKI, Ray	g	1-4	0-2	1-1	0	0	0	2	3	1	2	0	0	18
23	SIMMONS, Daniel	g	3-7	1-2	5-7	0	4	4	5	12	1	1	0	1	24
34	MAHONEY, Denzel	g	10-14	1-2	6-8	1	5	6	3	27	0	1	0	0	33
04	VRANES, Milos		4-6	0-1	0-0	2	2	4	2	8	2	1	0	1	21
15	LEWIS, Donnie		0-1	0-1	0-0	0	1	1	1	0	0	0	0	0	5
20	CARPENTER, Justin		3-6	0-1	3-4	4	4	8	4	9	1	2	0	1	25
25	BREWER, Ledarius		4-8	1-5	0-0	0	2	2	5	9	0	3	0	1	25
Team						0	1	1							
Totals			29-51	4-15	20-26	8	23	31	26	82	11	15	1	5	200
FG % 1st Half: 13-26		50.0%	2nd half: 16-25		64.0%	Game: 29-51		56.9%	Deadball		Rebounds				
3FG % 1st Half: 0-6		0.0%	2nd half: 4-9		44.4%	Game: 4-15		26.7%							
FT % 1st Half: 8-10		80.0%	2nd half: 12-16		75.0%	Game: 20-26		76.9%							

##### MONTANA STATE 88 • 4-2

#	Player	FG-Total		3-Ptr		Rebounds		PF	TP	A	T	Blk	Stl	Min	
		FG	F-GA	FG	FT-FGA	Off	Def								
02	BLEVINS, Keljin	f	2-4	0-0	3-6	1	4	5	0	7	3	0	1	0	29
04	NEUMANN, Sam	f	2-2	0-0	4-5	1	1	2	4	8	0	0	0	0	14
03	HALL, Tyler	g	11-19	8-15	4-4	1	3	4	2	34	0	0	1	0	36
05	FREY, Harald	g	3-10	0-3	2-3	0	1	1	2	8	5	2	0	2	29
10	KLINES, Devonte	g	1-2	0-0	0-1	1	2	3	3	2	4	0	0	2	26
00	GREEN, Zach		1-2	0-0	3-4	0	1	1	3	5	0	0	0	0	12
01	MVUEZOLO JR., Joe		2-4	0-0	0-0	2	0	2	3	4	0	1	0	0	7
13	BONTON, Isaac		3-6	0-1	6-6	0	0	0	4	12	1	1	0	1	22
22	FREY, Konner		2-5	0-1	2-3	1	5	6	3	6	1	2	0	1	21
44	SCHULTZ, Luke		0-0	0-0	2-2	2	0	2	0	2	0	0	0	0	4
Team						0	0	0							
Totals			27-54	8-20	26-34	9	17	26	24	88	12	11	2	6	200
FG % 1st Half: 14-27		51.9%	2nd half: 13-27		48.1%	Game: 27-54		50.0%	Deadball Rebounds 3						
3FG % 1st Half: 5-10		50.0%	2nd half: 3-10		30.0%	Game: 8-20		40.0%							
FT % 1st Half: 8-10		80.0%	2nd half: 18-24		75.0%	Game: 26-34		76.5%							

Officials: Mark Maslona, Freddie Williams, Geoff Vejelsky  
Technical fouls: SEMO=None, MONTANA STATE=None.  
Attendance:  
Cancun Challenge - Mayan Division: Championship Game

Score by periods	1st	2nd	Total
SEMO	34	48	82
MONTANA STATE	41	47	88

Points	In Paint	Off T/O	2nd Chance	Fast Break	Bench
SEMO	44	17	13	6	26
MSU	28	13	8	7	29

### GAME 6

#### N.C. CENTRAL 77, SOUTHEAST MISSOURI 70

Nov. 26, 2017 • Show Me Center • Cape Girardeau, Mo.

##### N.C. Central 77 • 3-5

#	Player		Total		3-Ptr		Rebounds			PF	TP	A	T	Blk	Stl	Min												
			FG	F-GA	FG	F-GA	FT	Off	Def								Total											
02	DOUGLAS, Zacarry	f	1-3	1-2	0-2	0	6	6	1	3	0	0	1	1	1	23												
05	GARDNER JR, Reggie	f	3-12	1-8	3-4	0	1	1	3	10	1	1	0	1	0	30												
02	DAVIS, Raasean	c	9-12	0-0	2-5	2	8	10	4	20	0	0	1	1	1	34												
01	WIGGINS, C.J.	g	4-8	3-4	0-1	0	2	2	0	11	3	2	0	0	0	33												
03	GOLDSMITH, Brandon	g	0-0	0-0	2-2	1	1	2	1	2	0	0	0	0	0	8												
00	MCKNIGHT JR, Larry		0-1	0-1	0-0	0	1	1	1	0	0	0	0	0	0	6												
04	PERKINS, Jordan		5-10	0-2	3-4	0	3	3	4	13	7	4	0	2	33													
11	JONES, Alston		3-4	0-0	2-2	0	1	1	4	8	1	3	0	0	0	10												
13	RIVAS, Pablo		2-3	2-2	2-2	0	2	2	3	8	0	0	1	1	2	18												
22	REID, Dominique		1-1	0-0	0-0	0	1	1	1	2	0	1	1	0	1	5												
							1		4																			
Totals			28-54		7-19		14-22		4		30		34		22		77		12		12		4		7		200	
FG % 1st Half: 16-29			55.2%		2nd half: 12-25			48.0%			Game: 28-54			51.9%			Deadball Rebounds											
3FG % 1st Half: 3-11			27.3%		2nd half: 4-8			50.0%			Game: 7-19			36.8%			3											
FT % 1st Half: 6-6			100.0		2nd half: 8-16			50.0%			Game: 14-22			63.6%														

##### Southeast Missouri 70 • 2-4

#	Player	FG-Total		3-Ptr		Rebounds			PF	TP	A	T	Blk	Stl	Min
		FG	F-GA	FG	FT-FGA	Off	Def	Total							
04	VRANES, Milos	f	1-6	1-3	0-0	1	6	7	2	3	0	4	0	0	19
20	CARPENTER, Justin	f	5-10	1-2	3-5	4	7	11	3	14	1	0	0	0	27
02	DALTON, Jonathan	g	1-3	0-1	3-4	0	3	3	4	5	1	0	2	0	29
25	BREWER, Ledarius	g	3-12	1-4	2-2	1	1	2	4	9	0	2	0	1	28
34	MAHONEY, Denzel	g	6-19	1-7	2-2	2	3	5	4	15	1	2	0	0	33
03	KOWALSKI, Ray		1-2	0-1	2-2	0	1	1	0	4	1	1	0	0	16
13	GABLE, Isaiah		0-0	0-0	0-0	0	0	0	0	0	0	0	0	0	0
15	LEWIS, Donnie		0-0	0-0	1-2	0	1	0	1	0	0	0	0	0	9
23	SIMMONS, Daniel		4-9	1-2	6-8	2	2	4	1	15	2	2	0	2	26
42	LAROS, Mark		1-2	0-0	2-2	2	2	4	0	4	1	0	0	1	13
Team						2	2	4							
Totals			22-63	5-20	21-27	15	27	42	18	70	11	12	0	7	200
FG % 1st Half: 11-29		37.9%	2nd half: 11-34		32.4%	Game: 22-63		34.9%	Deadball Rebounds 2						
3FG % 1st Half: 2-8		25.0%	2nd half: 3-12		25.0%	Game: 5-20		25.0%							
FT % 1st Half: 8-12		66.7%	2nd half: 13-15		86.7%	Game: 21-27		77.8%							

Officials: Steve Divine, Collin Dotson, Brad Fritzsche  
Technical fouls: N.C. Central-JONES, Alston, Southeast Missouri=None.  
Attendance: 645

Score by periods	1st	2nd	Total
N.C. Central	41	36	77
Southeast Missouri	32	38	70

Points	In Paint	Off T/O	2nd Chance	Fast Break	Bench
NCCUM	36	9	4	2	31
SEMO	26	16	13	4	24

### GAME 7

#### SOUTHEAST MISSOURI 83, HANNIBAL-LAGRANGE 59

Nov. 28, 2017 • Show Me Center • Cape Girardeau, Mo.

##### Hannibal-LaGrange 59 • 1-4

#	Player	Total		3-Ptr		Rebounds		PF	TP	A	T	Blk	Stl	Min	
		FG-FGA	FG-FGA	FT-FTA	Off	Def	Total								
21	HUEITT, Tyrone	f	6-10	0-1	1-2	0	0	0	3	13	0	3	2	0	29
23	SMITH, Brady	f	9-13	2-3	1-2	2	2	4	2	21	3	3	2	1	31
01	PACE, Tim	g	4-11	0-3	1-3	0	5	5	2	9	3	3	1	1	30
03	ELBE, Lincoln	g	1-7	0-5	0-0	0	2	2	1	2	4	1	1	2	30
04	EARLY, Demetrius	g	2-6	2-5	2-4	1	7	8	2	8	1	1	0	0	30
00	INGLE, Adam		0-1	0-0	0-0	0	1	1	0	0	0	1	0	0	6
02	THEBEAU, Clay		0-0	0-0	0-0	1	0	1	1	0	0	2	0	0	4
05	ISON, Trevor		3-7	0-0	0-1	2	2	4	5	6	0	1	0	0	15
12	ISON, Tyler		0-1	0-0	0-0	0	0	0	0	0	0	0	0	1	2
13	OGALAT, Bruce		0-1	0-0	0-0	1	1	2	0	0	0	0	0	0	2
14	PLUNKETT, Reed		0-1	0-1	0-0	0	0	0	0	0	1	1	0	0	5
24	HIVELY, Izack		0-0	0-0	0-0	1	0	1	3	0	1	2	0	0	16
Team						1	4	5							
Totals			25-58	4-18	5-12	9	24	33	19	59	13	18	6	5	200

# Southeast Missouri State RED HAWKS

## BOX SCORES

### GAME 9

#### SOUTHEAST MISSOURI 91, UMKC 87

Dec. 6, 2017 • Show Me Center • Cape Girardeau, Mo.

##### UMKC 87 • 3-7

#	Player	Total		3-Ptr		Rebounds			PF	TP	A	TO	Blk	Stl	Min				
		FG-FGA	FG-FGA	FT-FTA	Off	Def	Tot												
05	Giles, Jordan	f	1-3	0-2	0-0	0	2	2	3	2	0	1	0	1	14				
30	Leek, Aleer	f	1-3	1-1	0-0	2	3	5	4	3	0	1	5	0	16				
00	Bishop, Xavier	g	5-10	1-3	7-11	1	0	1	5	18	5	3	0	0	31				
02	Ross, Isaiah	g	2-12	2-6	0-0	1	0	1	3	6	3	2	0	1	27				
10	Robinson, Broderick	g	8-19	5-10	3-3	2	8	10	2	24	3	1	0	2	39				
01	Smith, Marco	g	1-3	0-1	0-0	1	0	1	3	2	4	0	0	0	16				
03	McKissic, Brandon	g	3-7	3-4	0-0	0	6	6	4	9	0	1	1	0	20				
14	Ahmed, Mo	g	0-0	0-0	0-0	0	0	0	0	0	0	0	0	0	0+				
15	Knar, Robert	g	1-1	0-0	0-0	0	1	1	0	2	0	0	0	0	2				
25	Dulley, Steve	g	3-5	0-1	0-0	1	1	2	0	6	1	0	0	0	12				
33	Nesbitt Jr., Marvin	g	6-9	3-4	0-0	4	2	6	1	15	1	0	0	0	23				
	Team					4	2	6											
Totals			31-72	15-34	10-14	16	25	41	25	87	17	9	6	4	200				
FG % 1st Half: 14-38 36.8%		2nd half: 17-34 50.0%		Game: 31-72 43.1%		3FG % 1st Half: 4-13 30.8%		2nd half: 8-18 44.4%		Game: 15-34 44.1%		FT % 1st Half: 2-3 66.7%		2nd half: 8-11 72.7%		Game: 10-14 71.4%		Deadball Rebounds 1	

##### Southeast Missouri 91 • 5-4

#	Player	Total		3-Ptr		Rebounds			PF	TP	A	TO	Blk	Stl	Min				
		FG-FGA	FG-FGA	FT-FTA	Off	Def	Tot												
04	VRANES, Milos	f	2-5	1-3	0-1	1	6	7	3	5	1	2	1	0	24				
20	CARPENTER, Justin	f	5-12	0-1	4-6	5	6	11	0	14	2	1	3	1	25				
02	DALTON, Jonathan	g	0-2	0-0	3-4	1	1	2	3	10	2	0	2	0	34				
25	BREWER, Ledarius	g	4-11	1-4	0-0	1	0	1	2	9	1	0	1	0	16				
34	MAHONEY, Denzel	g	5-7	3-3	4-5	0	3	3	4	17	1	4	0	0	30				
01	DUFFUS, Dondre	g	2-5	0-1	2-2	0	0	0	1	6	2	0	0	0	10				
03	KOWALSKI, Ray	g	5-7	4-5	2-2	1	2	3	1	16	1	0	0	0	25				
13	GABLE, Isaiah	g	1-2	1-1	0-0	0	0	0	0	3	0	0	0	0	9				
15	LEWIS, Donnie	g	0-0	0-0	0-0	1	1	2	1	0	0	0	0	0	6				
23	SIMMONS, Daniel	g	4-7	2-4	8-10	0	3	3	1	18	3	1	0	0	21				
	Team					1	6	7											
Totals			28-58	12-22	23-30	11	28	39	15	91	21	10	5	3	200				
FG % 1st Half: 15-30 50.0%		2nd half: 13-28 46.4%		Game: 28-58 48.3%		3FG % 1st Half: 8-12 66.7%		2nd half: 4-10 40.0%		Game: 12-22 54.5%		FT % 1st Half: 10-13 76.9%		2nd half: 13-17 76.5%		Game: 23-30 76.7%		Deadball Rebounds 1	

Officials: Gene Grimshaw, Boyd Copeland, Chris Koopman  
Technical fouls: UMKC-None. Southeast Missouri-None.  
Attendance: 1586

Score by periods	1st	2nd	Total
UMKC	37	50	87
Southeast Missouri	48	43	91

Points	In	Off	2nd	Fast	Bench
UMKC	30	17	17	0	34
SEMO	28	15	13	4	43

### GAME 10

#### SOUTHEAST MISSOURI 75, SOUTHERN ILLINOIS 69

Dec. 9, 2017 • SIU Arena • Carbondale, Ill.

##### Southeast Missouri State 75 • 6-4

#	Player	Total		3-Ptr		Rebounds			PF	TP	A	TO	Blk	Stl	Min				
		FG-FGA	FG-FGA	FT-FTA	Off	Def	Tot												
02	DALTON, Jonathan	*	0-1	0-1	4-6	0	0	0	1	4	4	0	0	0	34				
04	VRANES, Milos	*	4-7	2-3	4-6	2	4	6	3	14	0	1	0	1	22				
23	SIMMONS, Daniel	*	4-11	2-6	2-4	2	4	6	4	12	3	3	0	2	22				
25	BREWER, Ledarius	*	4-8	2-4	3-3	0	3	3	1	13	2	0	0	1	25				
34	MAHONEY, Denzel	*	6-12	3-4	3-6	2	2	4	4	18	0	3	0	1	33				
01	DUFFUS, Dondre		2-2	1-1	3-4	0	5	5	4	8	0	4	0	3	17				
03	KOWALSKI, Ray		0-3	0-2	0-0	0	2	2	1	0	0	0	0	0	17				
13	GABLE, Isaiah		2-6	2-5	0-1	0	1	1	1	6	0	0	0	0	20				
15	LEWIS, Donnie		0-0	0-0	0-0	0	0	0	1	0	0	0	0	0	10				
	Team					1	6	7											
Totals			22-50	12-26	19-30	7	27	34	20	75	9	11	0	8	200				
FG % 1st Half: 13-25 52.0%		2nd half: 9-25 36.0%		Game: 22-50 44.0%		3FG % 1st Half: 6-12 50.0%		2nd half: 6-14 42.9%		Game: 12-26 46.2%		FT % 1st Half: 7-11 63.6%		2nd half: 12-19 63.2%		Game: 19-30 63.3%		Deadball Rebounds 5	

##### Southern Illinois 69 • 4-4

#	Player	Total		3-Ptr		Rebounds			PF	TP	A	TO	Blk	Stl	Min				
		FG	FGA	FT	FTA	Off	Def	Tot											
33	Pippen,Kavion	c	3-5	0-0	0-0	3	2	5	1	6	0	1	2	0	18				
00	Wiley,Jonathan	g	1-7	0-0	0-2	2	3	5	1	2	1	1	3	0	20				
03	Bartley,Marcus	g	1-7	1-5	0-0	0	6	6	4	3	6	2	0	0	38				
13	Lloyd,Sean	g	5-9	3-3	2-2	1	5	6	5	15	1	2	1	0	28				
22	Fletcher,Armon	g	3-6	0-1	4-7	1	7	8	4	10	1	4	0	1	28				
04	McGill,Eric	g	2-8	1-3	0-2	2	1	3	3	5	1	2	0	1	22				
10	Cook,Aaron	g	6-11	4-9	2-2	1	0	1	1	18	3	2	0	0	26				
11	Smithpeters,Tyler	g	3-8	2-7	0-0	0	0	0	3	8	2	0	0	1	16				
24	Stradnieks,Rudy	g	1-2	0-0	0-0	2	0	2	1	2	0	1	0	0	4				
	Team					2	3	5											
Totals			25-63	11-28	8-15	14	27	41	23	69	15	15	6	3	200				
FG % 1st Half: 9-32 28.1%		2nd half: 16-31 51.6%		Game: 25-63 39.7%		3FG % 1st Half: 2-13 15.4%		2nd half: 9-15 60.0%		Game: 11-28 39.3%		FT % 1st Half: 5-8 62.5%		2nd half: 3-7 42.9%		Game: 8-15 53.3%		Deadball Rebounds 4	

Officials: Randy Heimerman, David Stevens, Ervin Wilson  
Technical fouls: Southeast Missouri State-None. Southern Illinois-None.  
Attendance: 4493

Score by periods	1st	2nd	Total
Southeast Missouri State	39	36	75
Southern Illinois	25	44	69

Points	In	Off	2nd	Fast	Bench
SEMO	18	16	16	6	2
SIU	26	13	12	0	33

### GAME 11

#### KANSAS STATE 89, SOUTHEAST MISSOURI 71

Dec. 16, 2017 • Bramlage Coliseum • Manhattan, Kan.

##### SE Missouri State 71 • 6-5

#	Player	Total		3-Ptr		Rebounds		PF	TP	A	TO	Blk	Stl	Min					
		FG-FGA	FG-FGA	FT-FTA	Off	Def	Tot												
04	VRANES, Milos	r	3-4	2-3	0-0	1	5	6	2	8	1	2	0	19					
20	CARPENTER, Justin	r	6-13	0-3	1-1	3	1	4	0	13	2	1	0	27					
02	DALTON, Jonathan	g	2-4	1-2	0-0	0	2	2	5	4	3	0	1	29					
25	BREWER, Ledarius	g	0-5	0-2	0-0	0	4	4	2	0	2	0	0	22					
34	MAHONEY, Denzel	g	6-9	2-3	9-9	0	1	1	2	23	0	1	0	30					
01	DUFFUS, Dondre	g	1-3	1-1	0-0	0	0	0	4	3	1	2	0	16					
13	GABLE, Isaiah	g	1-4	0-2	0-0	0	0	0	2	2	0	0	0	12					
15	LEWIS, Donnie	g	0-0	0-0	0-0	0	0	0	2	0	2	0	0	12					
23	SIMMONS, Daniel	g	6-15	5-9	0-0	0	1	1	17	4	0	0	0	33					
	Team					1	0	1											
Totals			25-57	11-25	10-10	5	14	19	16	71	16	9	0	4	200				
FG % 1st Half: 12-25 48.0%		2nd half: 13-32 40.6%		Game: 25-57 43.9%		3FG % 1st Half: 6-12 50.0%		2nd half: 5-13 38.5%		Game: 11-25 44.0%		FT % 1st Half: 9-9 100.0		2nd half: 1-1 100.0		Game: 10-10 100.0		Deadball Rebounds 0	

##### Kansas State 89 • 9-2

#	Player		Total		3-Ptr		Rebounds				PF	TP	A	TO	Blk	Stl	Min
			FG-FG	FG-FGA	FT-FTA	Off	Def	Total									
14	MAWIEN, Makol	f	5-6	1-1	0-0	2	2	4	1	11	1	0	1	0	21		
20	SNEED, Xavier	r	9-10	4-5	1-1	0	7	7	1	23	2	0	0	0	26		
32	WADE, Dean	r	7-8	0-1	5-8	0	3	3	3	19	1	2	0	1	19		
03	STOKES, Kamau	g	5-10	2-5	0-0	1	4	5	1	12	9	5	0	1	33		
05	BROWN, Barry	g	3-10	1-5	0-0	1	3	4	0	7	7	2	1	3	37		
01	SALLAH, Mawdo		0-1	0-0	0-0	0	1	1	0	1	1	1	1	0	5		
02	DIARRA, Cartier		0-1	0-0	0-0	0	0	0	0	0	0	0	0	0	4		
11	PATRICK, Brian		3-5	1-3	0-0	0	1	2	7	1	0	0	0	0	17		
12	SCHOEN, Mason		0-1	0-0	0-0	0	0	0	0	0	0	0	0	0	2		
23	WAINRIGHT, Amaad		2-3	2-3	1-4	4	5	9	0	7	3	0	0	0	24		
24	MCATEE, Pierson		0-0	0-0	0-0	0	0	0	0	0	0	0	0	1	1		
34	STOCKARD III, Levi		1-1	0-0	1-2	0	0	0	0	3	0	0	0	0	7		
40	KINNAMON, Kade		0-0	0-0	0-0	0	0	0	0	0	0	0	1	0	1		
45	SHADD, Nigel		0-0	0-0	0-1	1	0	1	0	0	0	0	0	0	3		
	Team					1	1	2									
Totals			35-56	11-23	8-16	10	27	37	9	89	25	11	4	5	200		
FG 1st Half: 22-32 68.8% 2nd half: 13-24 54.2% Game: 35-56 62.5% Deadball																	
3FG 1st Half: 6-10 60.0% 2nd half: 5-13 38.5% Game: 11-23 47.8% Rebounds																	
FT 1st Half: 3-7 42.9% 2nd half: 5-9 55.6% Game: 8-16 50.0% 5																	

# Southeast Missouri State RED HAWKS

## BOX SCORES

### GAME 13

#### SAINT LOUIS 78, SOUTHEAST MISSOURI 48

Dec. 22, 2017 • Chaifetz Arena • St. Louis, Mo.

##### Southeast Missouri 48 • 6-7

#	Player	Total		3-Ptr		Rebounds			PF	TP	A TO Blk Stl				Min
		FG-FGA	FG-FGA	FT-FTA	FT-FTA	Off	Def	Tot							
04	VRANES, Milos	f	3-4	1-2	0-0	1	1	2	2	7	0	1	0	0	19
34	MAHONEY, Denzel	f	3-9	1-4	5-8	1	3	4	2	12	1	1	0	0	30
20	CARPENTER, Justin	c	0-5	0-1	4-4	2	5	7	1	4	1	0	1	0	18
02	DALTON, Jonathan	g	1-1	0-0	0-0	0	3	3	0	2	4	2	0	1	29
25	BREWER, Ledarius	g	4-12	0-2	0-0	1	1	2	1	8	1	2	0	2	23
03	KOWALSKI, Ray	g	0-5	0-4	0-0	0	0	0	0	1	0	0	0	0	9
13	GABLE, Isaiah	g	1-6	1-4	0-0	0	1	1	2	3	0	2	0	0	17
15	LEWIS, Donnie	g	0-0	0-0	0-0	0	0	0	1	0	0	1	0	0	18
30	SIMMONS, Daniel	g	3-6	2-4	0-0	1	1	2	1	8	2	1	0	0	22
42	LAROS, Mark	g	2-5	0-0	0-0	1	2	3	1	4	0	1	0	0	15
Team			4	0	4										
Totals			17-53	5-21	9-12	11	17	28	11	48	10	11	1	3	200
FG % 1st Half: 8-25			32.0%	2nd half: 9-28		32.1%	Game: 17-53			32.1%	Deadball Rebounds				
3FG % 1st Half: 1-11			9.1%	2nd half: 4-10		40.0%	Game: 5-21			23.8%	2				
FT % 1st Half: 6-6			100.0%	2nd half: 3-6		50.0%	Game: 9-12			75.0%					

##### Saint Louis 78 • 7-6

#	Player	Total		3-Ptr		Rebounds			PF	TP	A TO Blk Stl				Min
		FG-FGA	FG-FGA	FT-FTA	FT-FTA	Off	Def	Tot							
20	JOHNSON, Jalen	f	1-5	1-4	0-0	0	3	3	3	2	1	0	0	0	29
22	FRENCH, Hasahn	f	2-6	0-0	1-2	3	4	7	2	5	4	1	0	1	29
00	GOODWIN, Jordan	g	9-13	1-2	1-1	2	6	8	3	20	2	3	0	1	33
03	BESS, Javon	g	6-10	0-1	2-3	3	7	10	2	14	5	1	1	1	32
05	ROBY, Davell	g	9-15	4-8	1-1	0	2	2	1	23	3	1	0	2	32
01	FOREMAN, D.J.	g	0-1	0-0	0-0	0	0	0	0	0	0	0	1	0	8
21	PSIMITS, Markos	g	0-1	0-1	0-0	0	0	0	0	0	0	0	0	0	3
34	HINES, Aaron	g	5-7	2-4	0-0	0	1	1	2	12	1	1	0	1	20
25	ANTHONY, Rashed	g	0-0	0-0	1-2	2	3	5	0	1	0	0	4	0	14
Team			1	0	1										
Totals			32-58	8-20	6-9	11	26	37	13	78	17	9	6	6	200
FG % 1st Half: 16-31			51.6%	2nd half: 16-27		59.3%	Game: 32-58			55.2%	Deadball Rebounds				
3FG % 1st Half: 2-10			20.0%	2nd half: 6-10		60.0%	Game: 8-20			40.0%	1				
FT % 1st Half: 1-2			50.0%	2nd half: 5-7		71.4%	Game: 6-9			66.7%					

Officials: Tim Nestor, Wally Rutecki, Brent Hampton  
Technical fouls: Southeast Missouri-None, Saint Louis-None.  
Attendance: 8021

Score by periods	1st	2nd	Total
Southeast Missouri	23	25	48
Saint Louis	35	43	78

Points	In	Off	2nd	Fast	Bench
SEMO	18	2	8	0	15
SLU	48	20	18	14	13

### GAME 14

#### BELMONT 94, SOUTHEAST MISSOURI 72

Dec. 28, 2017 • Show Me Center • Cape Girardeau, Mo.

##### Belmont 94 • 9-5, 1-0 OVC

#	Player	Total		3-Ptr		Rebounds			PF	TP	A TO Blk Stl				Min
		FG-FGA	FG-FGA	FT-FTA	FT-FTA	Off	Def	Tot							
25	MERCER, Mack	f	4-5	0-1	0-0	2	3	5	4	8	2	0	0	0	14
32	EGEKEZE, Amanze	f	7-7	3-3	4-4	0	3	3	2	21	0	0	0	1	24
01	LUKE, Austin	g	0-0	0-0	0-0	0	0	0	4	0	8	2	1	1	24
03	WINDLER, Dylan	g	6-9	3-6	1-2	1	8	9	1	16	4	1	3	1	34
11	MCCLAIN, Kevin	g	5-12	1-4	1-2	3	3	6	1	12	2	4	0	0	35
02	MURPHY, Grayson	g	2-5	0-2	0-0	0	2	2	0	4	2	0	0	1	10
14	HOPKINS, Nick	g	7-13	7-11	0-0	0	3	3	3	21	0	0	0	0	28
21	SAMPSON, Burton	g	0-0	0-0	2-2	0	0	0	0	2	1	0	0	0	5
41	BENKERT, Michael	g	0-0	0-0	0-0	0	0	0	1	0	0	1	0	0	4
28	HADDEN, Tyler	g	3-6	0-1	0-0	1	2	3	4	6	0	1	0	0	14
50	ADELSPERGER, Seth	g	2-3	0-0	0-0	0	0	0	1	4	0	0	1	0	8
Team			0	0	0	0	3	3							
Totals			36-60	14-28	8-10	7	27	34	21	94	21	10	5	4	200
FG % 1st Half: 19-35			54.3%	2nd half: 17-25		68.0%	Game: 36-60			60.0%	Deadball Rebounds				
3FG % 1st Half: 8-16			50.0%	2nd half: 6-12		50.0%	Game: 14-28			50.0%	2				
FT % 1st Half: 1-2			50.0%	2nd half: 7-8		87.5%	Game: 8-10			80.0%					

##### Southeast Missouri 72 • 6-8, 0-1 OVC

#	Player	Total		3-Ptr		Rebounds			PF	TP	A TO Blk Stl				Min
		FG-FGA	FG-FGA	FT-FTA	FT-FTA	Off	Def	Tot							
34	MAHONEY, Denzel	f	5-13	2-5	7-10	5	3	8	2	19	1	1	0	2	32
20	CARPENTER, Justin	c	2-7	0-1	0-0	2	0	2	2	4	0	0	0	0	19
02	DALTON, Jonathan	g	1-4	0-0	1-3	0	2	2	0	3	6	1	0	2	31
23	SIMMONS, Daniel	g	4-10	0-2	3-4	0	5	5	2	11	2	4	0	1	28
25	BREWER, Ledarius	g	7-11	6-9	1-2	0	0	0	3	21	1	2	0	0	22
03	KOWALSKI, Ray	g	1-3	0-2	0-0	0	0	0	0	2	1	1	0	1	9
04	VRANES, Milos	g	0-2	0-1	0-0	1	1	2	1	0	1	1	0	0	8
13	GABLE, Isaiah	g	2-6	1-3	3-4	1	3	4	2	8	0	0	0	0	23
15	LEWIS, Donnie	g	0-0	0-0	0-0	0	0	0	0	1	0	1	0	1	9
42	LAROS, Mark	g	2-3	0-0	0-0	3	2	5	1	4	0	2	0	0	19
Team			0	0	0	1	1								
Totals			24-59	9-23	15-23	12	17	29	13	72	13	12	0	7	200
FG % 1st Half: 11-25			44.0%	2nd half: 13-34		38.2%	Game: 24-59			40.7%	Deadball Rebounds				
3FG % 1st Half: 4-11			36.4%	2nd half: 5-12		41.7%	Game: 9-23			39.1%	4				
FT % 1st Half: 10-16			62.5%	2nd half: 5-7		71.4%	Game: 15-23			65.2%					

Officials: John St. Clair, Coy Gammon, Shane Staggs  
Technical fouls: Belmont-None, Southeast Missouri-None.  
Attendance: 1310

Score by periods	1st	2nd	Total
Belmont	47	47	94
Southeast Missouri	36	36	72

Points	In	Off	2nd	Fast	Bench
BEL	38	15	10	4	37
SEMO	16	13	16	4	14

### GAME 15

#### SOUTHEAST MISSOURI 77, TENNESSEE STATE 65

Dec. 31, 2017 • Show Me Center • Cape Girardeau, Mo.

##### Tennessee State 65 • 5-8, 0-2 OVC

#	Player	Total		3-Ptr		Rebounds			PF	TP					Min
		FG-FGA	FG-FGA	FT-FTA	Off	Def	Tot	A			TO	Blk	Stl		
04	HAMILTON, K.	f	5-11	2-5	0-0	2	2	4	4	12	1	0	0	2	26
21	MEKOWULU, Christian	f	3-7	0-0	2-3	1	2	3	3	8	1	2	2	2	25
00	CHANEY, Armani	f	0-3	0-0	0-0	0	4	4	2	0	0	2	0	0	18
01	SPENCER, Delano	g	6-18	4-11	1-1	0	3	3	1	17	1	1	0	2	32
14	REDDICK, Darreon	g	3-6	0-1	5-5	0	1	1	3	11	1	3	0	1	25
02	MCKNIGHT, Kamar	g	1-3	0-2	1-2	0	3	3	1	3	2	0	0	0	12
10	DAVIS, Tripp	g	0-0	0-0	0-0	0	0	0	1	0	0	0	0	0	9
22	CUMMINGS, Daniel	g	1-3	1-2	0-0	0	1	1	3	3	1	2	0	0	16
30	CHAFFEE JR., Stokley	g	1-1	0-0	0-0	0	2	2	2	2	0	0	0	0	16
34	DUKE, Jalen	g	4-4	1-1	0-0	1	2	3	0	9	1	0	0	0	21
Team			1	2	3										
Totals			24-56	8-22	9-11	5	22	27	20	65	8	10	2	7	200
FG % 1st Half: 10-27 37.0% 2nd half: 14-29 48.3% Game: 24-56 42.9% Deadball Rebounds															
3FG % 1st Half: 1-8 12.5% 2nd half: 7-14 50.0% Game: 8-22 36.4%															
FT % 1st Half: 6-8 75.0% 2nd half: 3-3 100.0% Game: 9-11 81.8% 0															



# Southeast Missouri State REDHAWKS

## BOX SCORES

### GAME 17

#### AUSTIN PEAY 76, SOUTHEAST MISSOURI 71

Jan. 6, 2018 • Dunn Center • Clarksville, Tenn.

##### Southeast Missouri 71 • (7-10, 1-3 OVC)

#	Player	FG-FGA	3-Ptr	FT-FTA	Rebounds	Off	Def	TP	PF	TP	A	T	Blk	Stl	Min
04	VRANES, Milos	f	2-5	2-5	1-2	1	4	5	5	7	0	2	0	0	35
20	CARPENTER, Justin	f	1-3	0-0	0-0	1	1	2	3	2	1	2	0	1	15
02	DALTON, Jonathan	g	3-4	1-1	0-0	2	1	3	1	7	9	3	0	0	33
25	BREWER, Ledarius	g	5-15	4-9	4-6	0	1	1	2	18	1	1	1	2	38
34	MAHONEY, Denzel	g	7-11	4-6	6-6	1	5	6	3	24	0	3	1	0	26
03	KOWALSKI, Ray		0-0	0-0	0-0	0	0	0	0	0	0	0	0	1	6
15	LEWIS, Donnie		0-0	0-0	0-0	0	0	0	2	0	2	0	0	0	12
23	SIMMONS, Daniel		5-10	0-3	1-3	0	2	2	3	11	1	1	0	0	22
42	LAROS, Mark		1-3	0-0	0-0	2	1	3	2	2	0	0	0	0	13
Team						0	1	1							
Totals			24-51	11-24	12-17	7	16	23	21	71	14	12	2	4	200
FG % 1st Half: 10-26 38.5% 2nd half: 14-25 56.0% Game: 24-51 47.1%															
3FG % 1st Half: 3-12 25.0% 2nd half: 8-12 66.7% Game: 11-24 45.8%															
FT % 1st Half: 4-7 57.1% 2nd half: 8-10 80.0% Game: 12-17 70.6%															
														Deadball Rebounds	3

##### Austin Peay 76 • (9-7, 4-0 OVC)

#	Player	FG-FGA	3-Ptr	Rebounds	PF	TP	A	T	Blk	Stl	Min			
		FG	Def	Off	Def	Off								
03	PORTER-BUNTON, Chri	f	3-11	2-7	3-4	1 2 3	4	11	1	1	0	2	35	
21	TAYLOR, Terry	f	9-14	2-6	9-11	9 5 14	1	29	1	2	0	0	23	
24	UGBA, Averyl	f	5-6	1-2	2-4	5 3 8	4	13	0	2	0	0	21	
01	IVORY, Tre'	g	3-9	0-2	0-0	1 3 4	0	6	6	3	0	0	33	
04	GUMM, Dayton	g	2-6	0-3	0-1	1 2 3	0	4	2	1	0	1	27	
00	McCarthy, Acodyan		0-0	0-0	0-0	0 0 0	0	0	0	1	0	0	1	
15	CUCAK, Ivan		0-0	0-0	0-0	0 0 0	2	0	0	0	0	1	6	
22	HENDERSON, Richard		2-5	0-0	0-0	2 1 3	3	4	0	2	0	0	10	
23	HARRIS, Steve		3-6	0-2	0-0	1 3 4	0	6	1	0	0	0	24	
25	GLOTTA, Zach		1-5	1-3	0-0	0 1 1	1	3	2	1	0	0	20	
Team						2 2 4								
Totals			28-62	6-25	14-20	22 22 44	15	76	13	13	0	4	200	
FG % 1st Half: 14-32 43.8%												2nd half: 14-30 46.7%	Game: 28-62 45.2%	Deadball Rebounds 2
3FG % 1st Half: 4-16 25.0%												2nd half: 2-9 22.2%	Game: 6-25 24.0%	
FT % 1st Half: 4-6 66.7%												2nd half: 10-14 71.4%	Game: 14-20 70.0%	

Officials: Kevin Driver, Mike Grundman, Cody Crum  
Technical fouls: Southeast Missouri-None. Austin Peay-None.  
Attendance: 1825

Score by periods	1st	2nd	Total
Southeast Missouri	27	44	71
Austin Peay	36	40	76

Points	In	Off	2nd	Fast	Bench
SEMO	22	19	5	2	13
APSU	38	16	24	4	13

### GAME 18

#### SOUTHEAST MISSOURI 78, MOREHEAD STATE 75

Jan. 11, 2018 • Show Me Center • Cape Girardeau, Mo.

##### Morehead State 75 • 4-12, 0-5 OVC

#	Player	FG	Total	3-Ptr	FG	FTA	Off	Def	Tot	PF	TP	A	T	Blk	Stl	Min
12	GREEN, Malek	f	2-3	0-0	3-3	3	3	6	3	7	0	0	0	0	0	20
13	HARRIS, Lamontay	f	7-14	1-4	0-0	1	9	10	2	15	1	3	0	0	0	31
00	HICKS, A.J.	g	8-14	1-5	4-6	0	1	1	1	21	5	3	0	0	2	34
02	WALKER, Jordan	g	2-7	0-3	5-7	1	2	3	4	9	3	1	0	2	37	
32	HENSON, Djimon	g	1-6	0-4	0-0	1	2	3	4	2	1	3	0	0	0	28
01	KING, Londell		3-6	0-2	0-0	4	2	6	5	6	0	2	0	1	23	
04	COOPER, De'von		5-7	5-7	0-0	1	4	5	1	15	0	2	0	1	23	
10	CHATMAN, Alonzo		0-1	0-0	0-1	0	0	0	2	0	0	3	0	0	0	6
Team						1	1	2								
Totals			28-58	7-25	12-17	12	24	36	22	75	10	17	0	6	200	
FG % 1st Half: 10-26 38.5% 2nd half: 18-32 56.3% Game: 28-58 48.3%																
3FG % 1st Half: 3-11 27.3% 2nd half: 4-14 28.6% Game: 7-25 28.0%																
FT % 1st Half: 5-7 71.4% 2nd half: 7-10 70.0% Game: 12-17 70.6%																
														Deadball	Rebounds	1

##### Southeast Missouri 78 • 8-10, 2-3 OVC

#	Player		Total		3-Ptr		Rebounds			PF	TP	A	T	Blk	Stl	Min
			FG	FTA	FG	FTA	Off	Def	Tot							
34	MAHONEY, Denzel	f	8-15	3-9	3-5	1	3	4	22	1	1	1	1	1	28	
42	LAROS, Mark	c	5-7	0-1	1-2	3	5	8	11	1	1	1	1	1	33	
05	DALTON, Jonathan	g	4-9	1-6	1-2	0	2	2	10	6	3	0	1	1	39	
15	LEWIS, Donnie	g	0-2	0-2	2-3	0	2	2	2	2	1	0	0	1	25	
25	BREWER, Ledarius	g	4-8	2-6	6-7	0	3	3	16	1	2	0	1	1	33	
20	CARPENTER, Justin		0-1	0-1	2-2	2	2	4	3	2	0	3	0	0	13	
23	SIMMONS, Daniel		5-9	2-4	3-4	1	2	3	5	15	0	2	0	1	29	
Team						1	3	4								
Totals			26-51	8-29	18-25	8	22	30	19	78	11	13	2	5	200	
FG % 1st Half: 12-26 46.2%			2nd half: 14-25 56.0%			Game: 26-51 51.0%			Deadball Rebounds 0							
3FG % 1st Half: 6-17 35.3%			2nd half: 2-12 16.7%			Game: 8-29 27.6%										
FT % 1st Half: 7-9 77.8%			2nd half: 11-16 68.8%			Game: 18-25 72.0%										

Officials: John St. Clair, Coy Gammon, Darnell Spann  
Technical fouls: Morehead State-None. Southeast Missouri-SIMMONS, Daniel;  
CARPENTER, Justin.  
Attendance: 915

Score by periods	1st	2nd	Total
Morehead State	28	47	75
Southeast Missouri	37	41	78

Points	In	Off	2nd	Fast	Bench
MOR	36	21	8	6	21
SEMO	34	25	11	2	17

### GAME 19

#### EASTERN KENTUCKY 91, SOUTHEAST MISSOURI 86

Jan. 13, 2018 • Show Me Center • Cape Girardeau, Mo.

##### Eastern Kentucky 91 • 8-11, 2-4 OVC

#	Player	Total			3-Ptr		Rebounds			PF	TP	A	T	Blk	Stl	Min
		FG	FGA	FG-FGA	FT	FTA	Off	Def	Tot							
02	DISHMAN, DeAndre	f	7-13	0-0	3-3	2	2	4	1	17	0	2	1	0	28	
10	MAYO, Nick	f	4-6	3-3	0-0	0	5	5	4	11	5	0	1	0	27	
00	WEAVER, Dujuana	g	4-6	3-4	4-4	0	5	5	3	15	0	1	0	1	23	
01	HOBBS, JacQuess	g	3-5	2-3	0-0	0	0	0	0	8	0	0	0	0	8	
20	BOYD, Dedric	g	1-10	0-9	7-8	0	4	4	2	9	5	3	0	2	35	
03	BROUGHTON, Peyton		2-5	1-2	0-0	1	0	1	0	5	2	0	0	0	15	
04	AVARE, Dillon		0-3	0-3	0-0	0	1	1	1	0	2	2	0	1	18	
05	YOUNGMAN, A.J.		2-3	2-3	0-0	0	1	1	5	6	0	2	0	0	18	
12	CHARLES, Zach		1-1	0-0	0-0	0	3	3	2	1	0	0	0	1	12	
13	DAVIS, Jackson		5-12	1-2	7-7	4	1	5	0	18	0	0	0	0	16	
Team						0	0	0								
Totals			29-64	12-29	21-22	7	22	29	19	91	15	10	2	5	200	
FG % 1st Half: 16-34 47.1% 2nd half: 13-30 43.3% Game: 29-64 45.3%																
3FG % 1st Half: 8-15 53.3% 2nd half: 4-14 28.6% Game: 12-29 41.4%																
FT % 1st Half: 4-4 100.0 2nd half: 17-18 94.4% Game: 21-22 95.5%																
														Deadball Rebounds		

##### S

# Southeast Missouri State REDHAWKS

## BOX SCORES

### GAME 21

#### SOUTHEAST MISSOURI 86, EASTERN ILLINOIS 74

January 20, 2018 • Lantz Arena • Charleston, Ill.

##### Southeast Missouri 86 • 10-11, 4-4 OVC

#	Player	Total		3-Ptr		Rebounds		PF	TP	A	T	Blk	Stl	Min
		FG	FGA	FG	FGA	Off	Def							
04	VRANES, Milos	f	1-7	1-5	0-0	1	1	2	0	3	3	0	0	20
20	CARPENTER, Justin	f	10-16	1-1	3-4	3	1	4	2	24	1	0	0	23
02	DALTON, Jonathan	g	2-8	2-6	4-4	0	2	2	2	10	6	1	0	37
25	BREWER, Ledarius	g	3-10	0-3	6-6	1	6	7	3	12	1	1	0	32
34	MAHONEY, Denzel	g	2-4	2-4	2-2	1	4	5	3	8	2	2	0	30
03	KOWALSKI, Ray	g	0-0	0-0	0-0	0	1	1	0	0	1	2	0	11
15	LEWIS, Donnie	g	1-1	1-1	0-0	0	0	0	0	3	1	1	0	14
23	SIMMONS, Daniel	g	8-9	5-6	5-6	0	5	5	2	26	5	1	0	27
42	LAROS, Mark	g	0-1	0-0	0-0	1	1	2	2	0	0	0	0	9
Team						0	1	1			2			
Totals			27-56	12-26	20-22	7	22	29	14	86	20	10	0	200
FG % 1st Half: 14-28 50.0% 2nd half: 13-28 46.4% Game: 27-56 48.2% Deadball Rebounds 1														
3FG % 1st Half: 6-14 42.9% 2nd half: 6-12 50.0% Game: 12-26 46.2%														
FT % 1st Half: 2-3 66.7% 2nd half: 18-19 94.7% Game: 20-22 90.9%														

##### Eastern Illinois 74 • 7-12, 3-5 OVC

#	Player	Total		3-Ptr		Rebounds		PF	TP	A	T	Blk	Stl	Min
		FG	FGA	FG	FGA	Off	Def							
05	CROSSLAND, Ray	f	4-8	1-2	2-4	2	5	7	3	11	3	3	2	33
24	STARKS, Jajuan	f	7-11	0-2	3-4	1	2	3	1	17	1	3	0	1
25	DAMA, Muusa	f	5-8	0-0	6-8	4	8	12	4	16	2	3	2	26
03	SMITH, Mack	g	6-10	5-8	0-0	1	5	6	5	17	2	1	0	31
04	GOODWIN, Montell	g	5-17	2-10	1-2	1	1	2	2	13	5	1	0	39
11	KOCH, Logan	g	0-2	0-2	0-0	0	0	0	0	3	1	0	0	18
40	JONES, Lucas	g	0-1	0-0	0-0	0	0	0	1	0	2	0	0	12
55	DIALLO, Aboubacar	g	0-1	0-0	0-0	2	1	3	1	0	0	0	0	14
Team						0	1	1						
Totals			27-58	8-24	12-18	11	23	34	17	74	16	14	4	200
FG % 1st Half: 17-30 56.7% 2nd half: 10-28 35.7% Game: 27-58 46.6% Deadball Rebounds 4														
3FG % 1st Half: 7-12 58.3% 2nd half: 1-12 8.3% Game: 8-24 33.3%														
FT % 1st Half: 2-6 33.3% 2nd half: 10-12 83.3% Game: 12-18 66.7%														

Officials: Kevin Driver, Scott Tierney, and Boyd Copeland  
Technical fouls: Southeast Missouri-None. Eastern Illinois-None.  
Attendance: 1369

Score by periods	1st	2nd	Total
Southeast Missouri	36	50	86
Eastern Illinois	43	31	74

Points	In	Off	2nd	Fast	Bench
SEMO	26	21	10	12	29
EIU	30	13	6	5	0

### GAME 22

#### TENNESSEE TECH 76, SOUTHEAST MISSOURI 65

Jan. 25, 2018 • Eblen Center • Cookeville, Tenn.

##### Southeast Missouri 65 • 10-12, 4-5

#	Player	Total		3-Ptr		Rebounds		PF	TP	A	T	Blk	Stl	Min
		FG	FGA	FG	FGA	Off	Def							
04	VRANES, Milos	f	2-4	1-2	0-0	1	2	3	1	5	0	3	0	20
20	CARPENTER, Justin	f	1-5	0-2	1-2	1	4	5	3	3	0	0	0	19
05	DALTON, Jonathan	g	3-3	1-1	0-2	0	2	2	2	7	6	4	0	33
25	BREWER, Ledarius	g	3-11	1-7	6-6	1	1	2	0	13	0	2	1	29
34	MAHONEY, Denzel	g	6-12	4-6	3-4	1	2	3	2	19	0	1	4	36
03	KOWALSKI, Ray	g	1-1	1-1	2-2	0	1	1	0	5	0	1	0	17
15	LEWIS, Donnie	g	0-0	0-0	0-0	0	0	0	1	0	2	0	0	7
23	SIMMONS, Daniel	g	5-11	2-6	1-4	0	1	1	3	13	1	0	0	23
42	LAROS, Mark	g	0-2	0-1	0-0	0	3	3	3	0	2	0	0	16
Team						0	3	3						
Totals			21-49	10-26	13-20	4	19	23	15	65	11	11	1	200
FG % 1st Half: 11-27 40.7% 2nd half: 10-22 45.5% Game: 21-49 42.9% Deadball Rebounds 4														
3FG % 1st Half: 6-16 37.5% 2nd half: 4-10 40.0% Game: 10-26 38.5%														
FT % 1st Half: 5-6 83.3% 2nd half: 8-14 57.1% Game: 13-20 65.0%														

##### Tennessee Tech 76 • 14-8, 6-3

#	Player	Total		3-Ptr		Rebounds		PF	TP	A	T	Blk	Stl	Min
		FG	FGA	FG	FGA	Off	Def							
22	ALEXANDER, Courtney	f	3-5	0-0	0-1	4	3	7	2	6	1	2	0	34
25	RAMSEY, Mason	f	5-10	0-0	0-0	2	1	3	4	10	3	1	0	30
11	HENRY, Micaiah	c	1-2	0-0	0-0	0	2	3	2	2	0	2	2	15
00	CALHOUN, Shaq	g	6-13	2-8	0-0	3	3	6	2	14	3	4	0	1
10	MAK, Kajan	g	8-16	4-7	2-2	3	5	8	1	22	4	1	1	2
03	TILLERY, Corey	g	0-2	0-2	0-0	0	0	0	0	0	0	0	0	5
15	PHILLIPS, Curtis	g	5-13	1-6	8-8	1	9	10	0	19	6	3	1	2
54	CROSLAND, Cade	g	1-2	1-2	0-0	0	0	0	4	3	4	0	0	1
Team						2	4	6						
Totals			29-63	8-25	10-11	16	27	43	15	76	18	15	5	200
FG % 1st Half: 13-35 37.1% 2nd half: 16-28 57.1% Game: 29-63 46.0% Deadball Rebounds 0														
3FG % 1st Half: 3-13 23.1% 2nd half: 5-12 41.7% Game: 8-25 32.0%														
FT % 1st Half: 0-0 0.0% 2nd half: 10-11 90.9% Game: 10-11 90.9%														

Officials: John Hampton, Andrew Walton, Andy Ezzelle  
Technical fouls: Southeast Missouri-None. Tennessee Tech-None.  
Attendance: 1936

Score by periods	1st	2nd	Total
Southeast Missouri	33	32	65
Tennessee Tech	29	47	76

Points	In	Off	2nd	Fast	Bench
SEMO	22	19	8	10	18
TU	36	11	12	7	22

### GAME 23

#### JACKSONVILLE STATE 78, SOUTHEAST MISSOURI 60

Jan. 27, 2018 • Pete Mathews Coliseum • Jacksonville, Ala.

##### Southeast Missouri 60 • 10-13, 4-6 OVC

#	Player	Total		3-Ptr		Rebounds		PF	TP	A	T	Blk	Stl	Min
		FG	FGA	FG	FGA	Off	Def							
04	VRANES, Milos	f	1-3	1-2	0-0	0	0	0	2	3	1	3	0	13
20	CARPENTER, Justin	c	4-8	0-0	4-6	2	1	3	3	12	1	2	0	23
05	DALTON, Jonathan	g	0-1	0-1	5-7	1	0	1	0	5	2	4	0	3
25	BREWER, Ledarius	g	4-8	1-5	0-0	0	4	4	2	9	1	2	1	30
34	MAHONEY, Denzel	g	4-12	3-8	6-8	2	1	3	2	17	0	1	0	32
03	KOWALSKI, Ray	g	1-3	1-3	0-0	0	1	1	4	3	1	1	0	21
15	LEWIS, Donnie	g	0-1	0-1	0-0	1	1	2	1	0	4	0	0	8
23	SIMMONS, Daniel	g	3-10	2-5	1-2	0	4	4	2	9	1	2	0	1
42	LAROS, Mark	g	1-1	0-0	0-0	0	1	1	2	2	0	1	0	17
Team						1	6	7			1			
Totals			18-47	8-25	16-23	7	19	26	18	60	11	17	1	200
FG % 1st Half: 8-23 34.8% 2nd half: 10-24 41.7% Game: 18-47 38.3% Deadball Rebounds 4														
3FG % 1st Half: 5-14 35.7% 2nd half: 3-11 27.3% Game: 8-25 32.0%														
FT % 1st Half: 6-9 66.7% 2nd half: 10-14 71.4% Game: 16-23 69.6%														

##### Jacksonville State 78 • 16-7, 7-3 OVC

#	Player	FG	Total	3-Ptr	FG	FT	FTA	Off	Def	PF	TP	A	T	Blk	Stl	Min
00	GREGORY, Jamall	*	4-10	2-5	2-2	0	3	3	2	12	6	1	1	3	31	
12	GIGA, Norbertas	*	2-6	1-3	0-0	2	7	9	3	5	3	5	1	1	21	
14	BURNELL, Jason	*	4-5	0-1	3-4	1	1	2	3	11	1	2	1	2	20	
21	DRUMWRIGHT, Malcol	*	4-12	3-7	0-0	0	2	2	1	11	5	1	0	0	31	
31	CUNNINGHAM, Christian	*	3-7	0-0	4-6	8	7	15	3	10	0	3	0	0	27	
01	DUNLAP, Maurice		0-0	0-0	0-0	0	0	0	0	0	0	0	0	0	2	
02	ABJARISHA, Mohamed		0-1	0-1	0-0	0	1	1	0	0	0	0	0	0	1	
03	EDWARDS, Tyrik		0-0	0-0	0-0	0	0	0	2	0	1	0	0	0	8	
04	WRIGHT, Deon		0-0	0-0	2-2	0	0	0	0	2	0	0	0	0	1	
05	CURRY, Des		0-0	0-0	0-0	0	0	0	0	0	0	0	0	0	2	
11	CROSS, Jacara		0-0	0-0	0-0	0	1	1	0	0	0	0	0	0	3	
23	HUNTER, Marlon		9-12	0-1	4-5	2	1	3	3	22	1	0	0	0	1	21
30	MARTIN, Cam		1-2	0-1	0-0	0	0	0	0	2	2	1	0	0	0	8
34	SPEARS, Ashton		1-2	1-2	0-0	0	1	1	2	2	3	1	1	0	1	18
	Team					1	1	2				2				
	Totals		28-57	7-21	15-19	14	25	39	21	78	19	15	3	8	200	

# Southeast Missouri State RED HAWKS

## BOX SCORES

### GAME 25

#### AUSTIN PEAY 96, SOUTHEAST MISSOURI 81

Feb. 3, 2018 • Show Me Center • Cape Girardeau, Mo.

##### Austin Peay 96 • 14-10, 9-3 OVC

#	Player		Total		3-Ptr		Rebounds		PF	TP	A	TO	Blk	Stl	Min
			FG	FGA	FG	FGA	FT	FTA							
03	PORTER-BUNTON, Chri	f	3-5	3-4	0-0	1	1	2	3	9	3	2	0	1	20
24	UGBA, Averyl	f	11-16	3-5	3-5	3	5	8	3	28	3	0	2	0	33
01	IVORY, Tre'	g	0-2	0-0	0-0	0	2	2	3	0	4	1	0	0	22
04	GUMM, Dayton	g	5-10	2-2	2-2	0	3	3	1	14	6	1	0	1	30
21	TAYLOR, Terry	g	9-15	1-3	0-0	4	8	12	3	19	2	1	2	0	34
00	MCCARTHY, Acoydan	g	0-0	0-0	0-0	0	0	0	0	0	0	0	0	0	1
15	CUCAK, Ivan	g	0-1	0-0	0-0	1	0	1	0	0	1	1	0	0	3
22	HENDERSON, Richard	g	0-2	0-0	0-1	0	2	2	0	0	0	0	0	0	8
23	HARRIS, Steve	g	2-6	1-1	2-4	0	0	0	3	7	3	2	0	0	23
25	GLOTTA, Zach	g	7-10	3-6	2-2	0	2	2	4	19	1	2	0	0	26
Team						2	0	2							
Totals			37-67	11-19	11-14	11	23	34	21	96	23	10	4	2	200

FG % 1st Half: 20-38 52.6% 2nd half: 17-29 58.6% Game: 37-67 55.2%  
3FG % 1st Half: 3-6 66.7% 2nd half: 3-7 42.9% Game: 11-19 57.9%  
FT % 1st Half: 3-6 50.0% 2nd half: 8-8 100.0% Game: 11-14 78.6%

##### Southeast Missouri 81 • 10-15, 4-8 OVC

#	Player		Total		3-Ptr		Rebounds				PF	TP	A	TO	Blk	Stl	Min
			FG	FGA	FG	FGA	FT	FTA	Off	Def							
34	MAHONEY, Denzel	f	7-18	1-6	5-6	2	3	5	4	20	0	3	0	0	0	30	
20	CARPENTER, Justin	c	0-1	0-0	0-0	0	0	0	1	0	0	0	0	0	0	5	
05	DALTON, Jonathan	g	1-2	0-1	4-6	0	0	0	1	6	6	1	0	0	0	31	
23	SIMMONS, Daniel	g	7-13	0-3	4-7	1	6	7	3	18	3	3	1	1	0	29	
25	BREWER, Ledarius	g	4-7	3-6	0-0	0	3	3	1	11	2	2	1	2	0	29	
03	KOWALSKI, Ray	g	4-4	3-3	0-0	0	2	2	1	11	0	1	0	0	0	19	
04	VRANES, Milos	g	2-4	1-2	0-0	2	4	6	4	5	0	2	0	0	0	28	
15	LEWIS, Donnie	g	0-0	0-0	0-0	0	0	0	0	0	2	0	0	0	0	9	
42	LAROS, Mark	g	5-5	0-0	0-1	1	2	3	3	10	0	2	2	0	0	20	
Team						0	1	1									
Totals			30-54	8-21	13-20	6	21	27	18	81	13	14	4	3		200	

FG % 1st Half: 18-27 66.7% 2nd half: 12-27 44.4% Game: 30-54 55.6%  
3FG % 1st Half: 7-13 53.8% 2nd half: 1-8 12.5% Game: 8-21 38.1%  
FT % 1st Half: 6-8 75.0% 2nd half: 12-17 70.6% Game: 13-20 65.0%

Officials: Tom O'Neill, Scott Tierney, Ryan O'dneal  
Technical fouls: Austin Peay-None. Southeast Missouri-None.  
Attendance: 2234

Score by periods							
1st	2nd	Total		In	Off	2nd	Fast
Austin Peay	51	45	96	Points	Paint	T/O	Chance
Southeast Missouri	49	32	81	APSU	38	14	12
				SEMO		6	2

### GAME 26

#### SOUTHEAST MISSOURI 78, MOREHEAD STATE 62

Feb. 8, 2018 • Ellis T. Johnson Arena • Morehead, Ky.

##### Southeast Missouri 78 • 11-15, 5-8 OVC

#	Player	Total		3-Ftr		Rebounds		PF	TP	A	TO	Blk	Stl	Min
		FG	FGA	FT	FTA	Off	Def							
20	CARPENTER, Justin	f	8-10	0-0	4-8	4	2	6	2	20	1	3	0	27
05	DALTON, Jonathan	g	2-3	1-2	0-0	0	1	1	3	5	3	0	3	31
23	SIMMONS, Daniel	g	4-7	0-2	4-6	0	9	9	3	12	3	3	0	30
25	BREWER, Ledarius	g	5-14	2-6	0-0	0	3	3	1	12	1	0	0	32
34	MAHONEY, Denzel	g	4-8	2-5	5-5	1	3	4	5	15	3	1	0	23
03	KOWALSKI, Ray	g	1-3	1-1	0-0	0	0	0	1	3	0	0	0	18
04	VRANES, Milos	g	2-5	2-5	0-0	1	2	3	1	6	0	3	1	14
15	LEWIS, Donnie	g	1-2	1-2	0-0	0	0	0	0	3	1	1	0	11
42	LAROS, Mark	g	1-1	0-0	0-0	1	3	4	2	2	0	1	1	14
	Team					1	2	3	1					
Totals			28-53	9-23	13-19	8	25	33	19	78	14	15	2	8 200

FG % 1st Half: 12-25 48.0% 2nd half: 16-28 57.1% Game: 28-53 52.8%  
3FG % 1st Half: 5-15 33.3% 2nd half: 4-8 50.0% Game: 9-23 39.1%  
FT % 1st Half: 6-7 85.7% 2nd half: 7-12 58.3% Game: 13-19 68.4%

##### Morehead State 62 • 6-18, 2-11 OVC

#	Player	Total		3-Ptr		Rebounds		PF	TP	A	TO	Blk	Stl	Min	
		FG	FGA	FG	FGA	FT	FTA								
01	KING, Londell	f	3-7	0-3	3-6	4	3	7	3	9	1	4	2	0	26
12	GREEN, Malek	f	5-9	0-1	1-2	3	7	10	1	11	0	4	1	0	29
00	HICKS, A.J.	g	5-12	2-4	1-5	0	1	1	1	13	3	3	0	1	34
02	WALKER, Jordan	g	4-10	1-6	8-11	1	5	6	4	17	1	4	0	1	32
32	HENSON, Dijmon	g	1-5	0-3	1-2	0	4	4	0	3	1	1	0	0	27
03	BAKER, James	g	0-2	0-2	1-2	2	0	2	3	1	1	0	1	1	16
04	COOPER, DeVon	g	1-4	1-2	0-0	0	0	0	2	3	0	0	0	1	19
10	CHATMAN, Alonzo	g	1-1	0-0	0-0	1	0	1	2	2	0	1	0	0	7
11	FEAGIN, Richard	g	1-1	1-1	0-0	0	1	1	0	3	0	0	0	0	10
Team						1	0	1							
Totals			21-51	5-22	15-28	12	21	33	16	62	7	17	4	4	200

FG % 1st Half: 13-28 46.4% 2nd half: 8-23 34.8% Game: 21-51 41.2%  
3FG % 1st Half: 3-10 30.0% 2nd half: 2-12 16.7% Game: 5-22 22.7%  
FT % 1st Half: 7-13 53.8% 2nd half: 8-15 53.3% Game: 15-28 53.6%

Officials: Bart Lennox, Steve Divine, Davis Maxwell  
Technical fouls: Southeast Missouri-SIMMONS, Daniel. Morehead State-TEAM.  
Attendance: 3315

Score by periods							
1st	2nd	Total		In	Off	2nd	Fast
Southeast Missouri	35	43	78	Points	Paint	T/O	Chance
Morehead State	36	26	62	SEMO	36	27	14
				MOR	32	17	4

### GAME 27

#### SOUTHEAST MISSOURI 81, UT MARTIN 77 <sup>OT</sup>

Feb. 10, 2018 • Elam Center • Martin, Tenn.

##### Southeast Missouri 81 • 12-15 (6-8 OVC)

#	Player	Total		3-Ptr		Rebounds		PF	TP	A	TO	Blk	Stl	Min	
		FG-FA	FG-FTA	FG-FTA	FT-FTA	Off	Def								
05	DALTON, Jonathan	2-5	0-3	0-0		1	3	4	3	4	10	1	0	3	44
20	CARPENTER, Justin	5-6	0-0	0-2		4	2	6	4	10	0	0	0	0	37
23	SIMMONS, Daniel	6-9	3-3	0-0		0	2	2	1	15	1	2	0	0	36
25	BREWER, Ledarius	7-14	0-7	5-6		1	9	10	1	19	2	5	0	1	36
34	MAHONEY, Denzel	8-14	5-8	6-7		0	4	4	3	27	2	4	0	2	37
03	KOWALSKI, Ray	1-5	1-5	0-0		0	0	0	1	3	0	0	0	0	13
04	VRANES, Milos	1-2	1-1	0-0		0	2	2	1	3	0	2	0	1	11
15	LEWIS, Donnie	0-0	0-0	0-0		0	0	0	0	0	0	1	0	0	6
42	LAROS, Mark	0-0	0-0	0-0		0	0	0	0	0	0	1	0	0	5
	Team					2	0	2				1			
Totals		30-55	10-27	11-15		8	22	30	14	81	15	17	0	7	225

FG % 1st Half: 12-26 46.2% 2nd half: 16-24 66.7% OT: 2-5 40.0% Game: 30-55 54.5%  
3FG % 1st Half: 5-16 31.3% 2nd half: 4-8 50.0% OT: 1-3 33.3% Game: 10-27 37.0%  
FT % 1st Half: 0-0 0.0% 2nd half: 9-13 69.2% OT: 2-2 100.0% Game: 11-15 73.3%

##### UT Martin 77 • 9-18 (4-10 OVC)

#	Player	Total		3-Ptr		Rebounds		PF	TP	A	TO	Blk	Stl	Min	
		FG-FGA	FG-FGA	FT-FTA	Off	Def	Total								
02	BOGAN, Delfinco	*	4-11	2-7	2-2	1	4	5	1	12	9	3	0	3	41
11	THOMPSON, Darius	*	6-7	1-1	0-0	0	2	2	3	13	2	2	0	1	41
13	FOFANA, Mike	*	1-2	0-0	0-0	0	0	0	0	2	1	1	0	0	6
15	WILLIAMS, Dominique	*	3-5	0-0	3-3	0	2	2	0	9	1	1	1	0	16
30	GILL, Jallen	*	5-7	0-0	0-1	2	4	6	2	10	2	2	1	1	25
01	BUTLER, Matthew	*	4-12	3-9	0-0	0	2	2	1	11	3	1	0	1	41
04	HEWITT, Parrish	*	1-2	1-2	0-0	0	0	0	0	3	0	0	0	0	7
05	PARKER, Terrence	*	1-1	0-0	0-2	1	2	3	3	2	0	2	1	0	12
12	LEWIS, Fatodd	*	6-12	1-4	2-4	4	3	7	1	15	0	2	1	1	36
Team						1	1	2				3			
Totals			31-59	8-23	7-12	9	20	29	11	77	18	17	4	7	225

FG % 1st Half: 16-27 59.3% 2nd half: 14-24 58.3% OT: 1-8 12.5% Game: 31-59 52

# Southeast Missouri State

# REDHAWKS

## BOX SCORES

### GAME 29

#### SOUTHEAST MISSOURI 79, SIU EDWARDSVILLE 74

February 17, 2018 • Show Me Center • Cape Girardeau, Mo.

##### SIUE 74 • 9-18, 5-11 OVC

#	Player	Total			3-Ptr			Rebounds			PF	TP	A	TO	Blk	Stl	Min
		FG-FGA	FG-FGA	FT-FTA	Off	Def	Tot	Off	Def	Tot							
24	HENRY, Jalen	f	4-11	1-2	2-4	1	6	7	4	11	0	1	0	1	30		
45	SIMMONS, Keenan	f	5-8	0-0	2-3	5	4	9	1	12	0	2	5	0	33		
13	ELLIS, Christian	f	5-12	1-3	8-11	1	3	4	5	19	1	2	0	1	34		
15	MCFARLAND, David	g	3-5	1-2	4-4	0	1	1	5	11	0	1	0	2	23		
22	BENTON, Justin	g	4-6	3-5	0-0	0	3	3	4	11	1	1	0	3	36		
03	KINCHEN, Daniel		2-7	1-5	0-0	0	2	2	2	5	4	3	0	1	18		
05	STEWART, Kevion		0-0	0-0	0-0	0	0	0	0	0	0	0	0	0	0+		
10	AWET, Bill		0-0	0-0	0-0	0	0	0	1	0	0	0	0	0	0		
25	MCCOY, Jaylen		2-7	0-4	1-1	0	2	2	0	5	0	1	0	0	10		
32	JACKSON, Brandon		0-1	0-0	0-0	0	1	1	3	0	0	1	0	0	16		
Team							1	3	4								
Totals			25-57	7-21	17-23	8	25	33	25	74	6	12	5	8	200		
FG % 1st Half: 12-27 44.4%		2nd half: 13-30 43.3%		Game: 25-57 43.9%		Deadball		Rebounds		2							
3FG % 1st Half: 4-12 33.3%		2nd half: 3-9 33.3%		Game: 7-21 33.3%													
FT % 1st Half: 0-0 0.0%		2nd half: 17-23 73.9%		Game: 17-23 73.9%													

##### Southeast Missouri 79 • 14-15, 8-8 OVC

#	Player	Total			3-Ptr			Rebounds			PF	TP	A	TO	Blk	Stl	Min
		FG-FGA	FG-FGA	FT-FTA	Off	Def	Tot	Off	Def	Tot							
20	CARPENTER, Justin	f	5-10	0-0	3-3	3	3	6	4	13	2	2	0	0	20		
34	MAHONEY, Denzel	f	3-11	0-4	2-2	0	2	2	4	8	1	0	0	1	33		
05	DALTON, Jonathan	g	2-2	1-1	0-0	0	0	0	4	5	4	4	0	1	33		
23	SIMMONS, Daniel	g	2-7	1-2	8-9	1	10	11	4	13	0	3	1	1	34		
25	BREWER, Ledarius	g	5-10	4-7	11-13	0	4	4	2	25	1	1	1	0	34		
04	VRANES, Milos		3-7	1-4	3-4	1	4	5	3	10	0	0	0	0	23		
15	LEWIS, Donnie		0-0	0-0	1-4	0	4	4	1	1	1	1	0	0	9		
42	LAROS, Mark		2-4	0-0	0-0	2	1	3	0	4	1	0	0	0	14		
Team							1	0	1								
Totals			22-51	7-18	28-35	8	28	36	22	79	10	11	2	3	200		
FG % 1st Half: 13-26 50.0%		2nd half: 9-25 36.0%		Game: 22-51 43.1%		Deadball		Rebounds		3							
3FG % 1st Half: 3-8 37.5%		2nd half: 4-10 40.0%		Game: 7-18 38.9%													
FT % 1st Half: 6-8 75.0%		2nd half: 22-27 81.5%		Game: 28-35 80.0%													

Officials: Ford Branch, Jr., Tom O'Neill, Ryan Odneal  
Technical fouls: SIUE-None. Southeast Missouri-None.  
Attendance: 1697

Score by periods	1st	2nd	Total
SIUE	28	46	74
Southeast Missouri	35	44	79

Points	In	Off	2nd	Fast	Bench
SIUE	28	13	7	4	10
SEMO	26	16	5	2	15

### GAME 30

#### EASTERN KENTUCKY 91, SOUTHEAST MISSOURI 88

Feb. 22, 2018 • McBrayer Arena • Richmond, Ky.

##### Southeast Missouri 88 • 14-16 (8-9 OVC)

#	Player	Total			3-Ptr			Rebounds			PF	TP	A	TO	Blk	Stl	Min
		FG-FGA	FG-FGA	FT-FTA	Off	Def	Tot	Off	Def	Tot							
20	CARPENTER, Justin	f	2-3	0-0	1-2	0	1	1	4	5	0	0	1	0	12		
25	BREWER, Ledarius	f	6-13	4-7	0-0	0	8	8	1	16	1	6	2	1	29		
34	MAHONEY, Denzel	f	8-15	3-6	7-7	2	4	6	2	26	5	2	0	0	37		
05	DALTON, Jonathan	g	2-3	2-3	2-2	0	2	2	2	8	4	2	0	0	35		
23	SIMMONS, Daniel	g	5-11	2-4	0-3	2	7	9	4	12	2	1	0	1	30		
03	KOWALSKI, Ray		5-8	4-6	0-0	0	2	2	1	14	1	1	0	0	20		
04	VRANES, Milos		2-2	1-1	0-0	1	0	1	4	5	0	1	0	0	15		
13	GABLE, Isaiah		0-0	0-0	0-0	0	0	0	0	0	0	0	0	0	4		
15	LEWIS, Donnie		0-1	0-0	0-0	0	0	0	3	0	2	0	0	0	6		
42	LAROS, Mark		1-1	0-0	0-2	1	2	3	2	2	0	2	0	0	12		
Team							1	2	3								
Totals			31-57	16-27	10-16	7	28	35	23	88	15	15	3	2	200		
FG % 1st Half: 17-28 60.7%		2nd half: 14-29 48.3%		Game: 31-57 54.4%		Deadball		Rebounds		2							
3FG % 1st Half: 9-15 60.0%		2nd half: 7-12 58.3%		Game: 16-27 59.3%													
FT % 1st Half: 3-5 60.0%		2nd half: 7-11 63.6%		Game: 10-16 62.5%													

##### Eastern Kentucky 91 • 11-19 (5-12 OVC)

#	Player	Total			3-Ptr			Rebounds			PF	TP	A	TO	Blk	Stl	Min
		FG-FGA	FG-FGA	FT-FTA	Off	Def	Tot	Off	Def	Tot							
02	DISHMAN, DeAndre	f	6-9	0-0	2-5	1	4	5	3	14	4	1	0	0	31		
10	MAYO, Nick	f	8-16	0-3	9-11	1	8	9	2	25	3	4	2	1	39		
12	CHARLES, Zach	f	3-8	1-1	1-2	3	1	4	3	8	2	2	3	1	23		
01	HOBBBS, JacQuess	g	5-11	1-4	5-6	1	4	5	3	16	4	0	0	3	36		
04	AVARE, Dillon	g	4-7	4-7	0-0	0	1	1	1	12	1	1	1	0	23		
00	WEAVER, Dujuanta		2-6	2-6	2-2	1	3	4	2	8	2	0	0	1	32		
03	BROUGHTON, Peyton		1-1	0-0	0-0	1	0	1	0	2	0	0	0	0	6		
05	YOUNGMAN, A.J.		1-1	1-1	0-0	0	0	0	0	3	0	0	0	0	5		
21	ANDERSON, Lachlan		1-1	0-0	1-3	0	0	0	0	3	1	0	0	0	5		
Team							1	2	3								
Totals			31-60	9-22	20-29	9	23	32	14	91	17	8	6	6	200		
FG % 1st Half: 16-30 53.3%		2nd half: 15-30 50.0%		Game: 31-60 51.7%		Deadball		Rebounds		1							
3FG % 1st Half: 4-11 36.4%		2nd half: 5-11 45.5%		Game: 9-22 40.9%													
FT % 1st Half: 7-11 63.6%		2nd half: 13-18 72.2%		Game: 20-29 69.0%													

Officials: Brett Miles, Rick Shoulders, James Gibson  
Technical fouls: Southeast Missouri-None. Eastern Kentucky-None.  
Attendance: 1840

Score by periods	1st	2nd	Total
Southeast Missouri	46	42	88
Eastern Kentucky	43	48	91

Points	In	Off	2nd	Fast	Bench
SEMO	28	13	9	0	21
EKU	30	15	7	0	16