

YOUR REDHAWKS 2017-18 SOUTHEAST MISSOURI BASKETBALL

GAME
29



SIUE EDWARDSVILLE (9-17, 5-10) VS. SOUTHEAST MISSOURI (13-15, 7-8)

MEDIA COVERAGE

Radio.....SEMO ESPN 92.9 FM / Real Rock 99.3 FM
(Glen Johnson)
Video.....OVC Digital Network
Live Stats.....GoSoutheast.com

SOUTHEAST MISSOURI SPORTS INFORMATION

Basketball Contact.....Jeff Honza
Phone / Email.....(573) 651-2933 / redhawk1@me.com

GoSoutheast.com

Social Media



Date.....Saturday, February 17, 2018
Tipoff.....4:15 p.m., CT
Location.....Cape Girardeau, Mo.
Arena.....Show Me Center (7,000)
Series History.....SEMO leads, 19-9
Last Meeting.....SEMO 86, SIUE 74
(Jan. 18, 2018 / Edwardsville, Ill.)

Head Coaches

Rick Ray (70-117 overall; 33-57 at SEMO; 18-29 OVC)
Jon Harris (21-63 overall; 21-63 at SIUE; 9-38 OVC)

2017-18 SCHEDULE/RESULTS

November (3-4)

1	Missouri S&T (exhibition)	W, 94-75
4	Missouri Southern (exhibition)	W, 85-77
10	Missouri Baptist ^{OVCN}	W, 81-69
	<i>Cancun Challenge</i>	
13	at Louisiana Tech	L, 95-96 ^{OT}
16	at Evansville ^{ESPN3}	L, 50-66
21	vs. Cal State Northridge # ^{CBS SPORTS DIGITAL}	W, 74-59
22	vs. Montana State # ^{CBS SPORTS DIGITAL}	L, 82-88
26	North Carolina Central ^{OVCN}	L, 70-77
28	Hannibal-LaGrange ^{OVCN}	W, 83-59

December (4-4, 1-1 OVC)

2	at North Carolina Central	W, 86-77
6	UMKC ^{OVCN}	W, 91-87
9	at Southern Illinois ^{ESPN3}	W, 75-69
16	at Kansas State ^{ESPN3}	L, 71-89
20	Bradley ^{OVCN}	L, 67-75
22	at Saint Louis ^{FOX SPORTS MIDWEST}	L, 48-78
28	Belmont* ^{OVCN}	L, 72-94
31	Tennessee State* ^{OVCN}	W, 77-65

January (3-5, 3-5 OVC)

4	at Murray State* ^{OVCN}	L, 73-89
6	at Austin Peay* ^{OVCN}	L, 71-76
11	Morehead State* ^{OVCN}	W, 78-75
13	Eastern Kentucky* ^{OVCN}	L, 86-91
18	at SIUE Edwardsville* ^{OVCN}	W, 86-74
20	at Eastern Illinois* ^{OVCN}	W, 86-74
25	at Tennessee Tech* ^{OVCN}	L, 65-76
27	at Jacksonville State* ^{OVCN}	L, 60-78

February (3-2, 3-2 OVC)

1	Murray State* ^{OVCN}	L, 75-87
3	Austin Peay* ^{OVCN}	L, 81-96
8	at Morehead State* ^{OVCN}	W, 78-62
10	at UT Martin* ^{OVCN}	W, 81-77 ^{OT}
15	Eastern Illinois* ^{OVCN}	W, 80-73
17	SIUE Edwardsville* ^{OVCN}	4:15 p.m.
22	at Eastern Kentucky* ^{OVCN}	7 p.m.
24	UT Martin* ^{OVCN}	4:15 p.m.

All games are broadcast live on the radio at ESPN 92.9 FM and Real Rock 99.3 FM; All times are Central and subject to change; * - Denotes Ohio Valley Conference Game; OVCN - OVC Digital Network; # - Game played in Cancun, Mexico

Redhawks Host SIUE

Southeast Missouri (13-15, 7-8) hosts SIUE Edwardsville (9-17, 5-10) Saturday. Tip-off is set for 4:15 p.m., CT, at the Show Me Center.

Follow the Redhawks

Fans can listen to Saturday's game on the radio at ESPN 92.9 FM and Real Rock 99.3 FM. Glen Johnson will call the action. Video can be accessed live online at the OVC Digital Network. Live stats are available at GoSoutheast.com. Twitter updates provided @SEMOMBB.

Take a Kid to the Game/Dunk Show

Saturday is Take a Kid to the Game Day at the Show Me Center. All kids 14 and Under are FREE with an adult. There will also be a dunk contest at halftime of both games. The Exhibition Dunk Team, presented by McDonald's, features a high-flying regional dunk performance.

Series History

The Redhawks hold a 19-9 lead in its all-time series against SIUE Edwardsville. Southeast goes for its fourth-straight win and second consecutive season sweep against SIUE. The Redhawks beat the Cougars, 86-74, in their last meeting on Jan. 18 in Edwardsville.


SOUTHEAST MISSOURI PROBABLE STARTERS



5

Jonathan Dalton
G / 5-10 / 155 / Jr.
New Orleans, La.

5.4 ppg, 2.1 rpg,
5.4 apg



20

Justin Carpenter
C / 6-9 / 230 / Fr.
Mt. Carmel, Ill.

8.6 ppg, 4.7 rpg
0.7 apg



23

Daniel Simmons
G / 6-2 / 196 / Sr.
Biggersville Miss.

12.3 ppg, 3.3 rpg
2.1 apg



25

Ledarrius Brewer
G / 6-5 / 200 / Fr.
Meridian, Miss.

14.0 ppg, 3.8 rpg
1.3 apg



34

Denzel Mahoney
G/F / 6-4 / 213 / So.
Oviedo, Fla.

19.8 ppg, 5.2 rpg
1.1 apg

Southeast Missouri State REDHAWKS

2017-18 BASKETBALL NOTES / SIU EDWARDSVILLE • FEB. 17

Season Sweep

Southeast goes for its third sweep of an Ohio Valley Conference opponent this season when it welcomes SIU Edwardsville Saturday. The Redhawks swept Morehead State by scores of 78-75 (Cape Girardeau) and 78-62 (Morehead), and Eastern Illinois by scores of 86-74 (Charleston) and 80-73 (Cape Girardeau). Southeast has a total of four season sweeps of league opponents under head coach Rick Ray.

Brewer Shines

Freshman Ledarrius Brewer dropped in a career-high 34 points and made seven 3-pointers to lead Southeast to an 80-73 win over Eastern Illinois Thursday. Brewer became the second Redhawk to score 30 or more points in a game this season. He is also the first Southeast player to drain seven or more 3-pointers in a game since Corey Wilford knocked down eight at Austin Peay on Feb. 28, 2013.

New Season-High

The Redhawks made a season-high 13 three-pointers against Eastern Illinois Thursday. Southeast shot 59.1 percent on 13-of-22 from downtown. It was the Redhawks best 3-point field goal percentage in an Ohio Valley Conference game and second-best overall this season.

Gable Cleared

Freshman forward Isaiah Gable was cleared to play prior to Thursday's game against Eastern Illinois. Gable participated in warm-ups, but did not see action in that game. He missed each of the last 13 games with a foot fracture.

What a Comeback!

The Redhawks overcame a 15-point deficit with a little over nine minutes left in their 81-77 overtime win at UT Martin (Feb. 10). Southeast trailed, 64-49, midway into the second half. The Redhawks rallied to score 15 of the final 25 points in regulation and used a 3-pointer by Denzel Mahoney with one second left to go to overtime. Daniel Simmons then scored five of Southeast's seven points in the extra period to nail down the comeback win. The Redhawks erased their largest deficit of the season en route to picking up the win.

2017-18 SOUTHEAST MISSOURI REDHAWKS ROSTER

No.	Name	Pos.	Ht.	Wt.	Cl.	Yr.	Hometown (High School/College)
1	Dondre Duffus	G	6-3	183	Jr.	4th	Palm Beach, Fla. (Boyd Anderson/St. Petersburg)
3	Ray Kowalski	G	6-3	195	Fr.	2nd	Concord, N.C. (Concord)
4	Milos Vranes	F	6-7	200	Sr.	4th	Belgrade, Serbia (Third Belgrade/N.D. State Coll. of Science)
5	Jonathan Dalton	G	5-10	155	Jr.	3rd	New Orleans, La. (West Jefferson/Copiah-Lincoln CC)
10	Khalil Cuffee	G	6-4	210	Fr.	1st	Fairburn, Ga. (Langston Hughes)
13	Isaiah Gable	F	6-7	195	Fr.	1st	Greenville, Ohio (Greenville)
15	Donnie Lewis*	G	6-1	170	Jr.	3rd	Lexington, Ky. (Paul Dunbar/Spalding University)
20	Justin Carpenter	F	6-9	230	Fr.	1st	Mt. Carmel, Ill. (Mt. Carmel)
22	Skyler Hogan #	G	6-3	180	So.	3rd	Melbourne, Fla. (Holy Trinity Episcopal/Embry-Riddle)
23	Daniel Simmons	G	6-2	196	Sr.	4th	Biggersville, Miss. (Biggersville/East Mississippi CC)
25	Ledarrius Brewer	G	6-5	200	Fr.	1st	Meridian, Miss. (Meridian)
34	Denzel Mahoney	G/F	6-4	213	So.	2nd	Oviedo, Fla. (Hagerty)
42	Mark Laros	C	6-10	223	Jr.	3rd	Hengelo, Netherlands (Montessori College Twente/Mineral Area)

* Walk-on

Will sit out the season due to NCAA Division I transfer regulations

Head Coach: Rick Ray, Third Year (Grand View College, 1994)

Assistant Coach: Adam Gordon, Third Year (Tampa, 2006)

Assistant Coach: Nick Lagroone, Third Year (Southern Wesleyan, 2011)

Assistant Coach: Chris Moore, Third Year (Kentucky State, 1991)

Director of Operations: Tom Berryman, Second Year (Alabama, 2010)

Graduate Manager: Jonathan Ortiz, First Year (Tennessee Tech, 2017)

Pronunciations

Khalil Cuffee kah-leel
Dondre Duffus DUFF-us
Mark Laros lair-ohs
Milos Vranes mi-lowsh vrah-n-esh

Breakdown by Class

Seniors 2
Juniors 4
Sophomores 2
Freshmen 5



2017-18 OHIO VALLEY CONFERENCE STANDINGS (AS OF FEB. 15)

	OVC					Overall					
	Record	Pct.	Home	Away	Streak	Record	Pct.	Home	Away	Neutral	Streak
Murray State*	13-2	0.867	8-0	5-2	W8	21-5	0.808	13-2	8-3	0-0	W8
Belmont*	13-2	0.867	6-1	7-1	W2	21-7	0.750	12-2	9-5	0-0	W2
Tennessee State*	10-5	0.667	6-2	4-3	W7	15-11	0.577	9-4	6-7	0-0	W7
Austin Peay*	10-5	0.667	6-1	4-4	L1	15-12	0.556	11-3	4-9	0-0	L1
Jacksonville State*	9-6	0.600	5-3	4-3	L2	18-10	0.643	11-4	6-6	1-0	L2
Tennessee Tech*	9-6	0.600	5-2	4-4	W1	17-11	0.607	10-2	5-9	2-0	W1
Southeast Missouri	7-8	0.467	3-4	4-4	W3	13-15	0.464	6-6	6-8	1-1	W3
Eastern Illinois	5-10	0.333	2-5	3-5	L2	9-17	0.346	6-5	3-12	0-0	L2
SIUE	5-10	0.333	2-6	3-4	W1	9-17	0.346	4-8	5-9	0-0	W1
UT Martin	4-11	0.267	1-7	3-4	L2	9-19	0.321	5-8	4-11	0-0	L2
Eastern Kentucky	3-12	0.200	1-7	2-5	L1	9-19	0.321	5-7	4-10	0-2	L1
Morehead State	2-13	0.133	1-6	1-7	L7	6-20	0.231	5-6	1-14	0-0	L7

* - Clinched a spot in OVC Tournament Field



Southeast Missouri State REDHAWKS

2017-18 BASKETBALL NOTES / SIU EDWARDSVILLE • FEB. 17

Closing In

The Redhawks need 10 more 3-pointers to break the school's single-season team record in 3-pointers made. Southeast made 263 three-pointers for the record a year ago. The Redhawks currently have 254 three-point field goals made.

Let's Get Another

Southeast goes for its fourth-straight win Saturday. The Redhawks erased double-digit deficits in back-to-back road wins and upended Eastern Illinois at home. Southeast's current winning streak is its longest in Ohio Valley Conference play this year.

Approaching 200 Assists

Point guard Jonathan Dalton is seven assists away from reaching 200 in his career. Dalton ranks third in the Ohio Valley Conference with 152 assists this season and currently has 193 in his career. He averages 5.4 per game. Dalton has reached 10 assists twice this year.

Chalk Up One More

Denzel Mahoney put together the second double-double of his career with 13 points and 10 rebounds against Eastern Illinois (Feb. 15). Mahoney also had two assists and two steals in 38 minutes. Southeast has a total of seven double-doubles as a team this season.

Double Threat

Daniel Simmons and Denzel Mahoney are second and third in the Ohio Valley Conference in 3-point field goal percentage, respectively. Simmons is shooting 44.1 percent (41-of-93) and Mahoney is shooting 43.1 percent (59-of-137). Mahoney ranks second on the team in 3-pointers made.

League Leader

Southeast moved to first in the Ohio Valley Conference in 3-point field goal percentage following its 59.1 percent effort against Eastern Illinois (Feb. 15). The Redhawks have made 254-of-659 threes for 38.5 percent.

Mahoney Named OVC Co-Offensive Player of the Week

Southeast Missouri guard/forward Denzel Mahoney was named the adidas® Ohio Valley Conference Co-Player of the Week on Feb. 12. A native of Oviedo, Florida, Mahoney averaged

21 points, four rebounds and 2.5 assists per game, helping SEMO overcome two double-digit deficits en route to a pair of victories last week. He began the week by scoring 15 points and went over 1,000 in his career in a 78-62 win at Morehead State (Feb. 8). Two days later, Mahoney dropped in 27 points and made the game-tying 3-pointer with one second left in regulation to send the game to overtime at UT Martin (Feb. 10). The Redhawks were down 15 points with a little over nine minutes left in regulation before rallying to beat the Skyhawks. For the week, Mahoney shot 54.5 percent (12-of-22) from the field, 53.8 percent (7-of-13) from 3-point range and 91.7 percent (11-of-12) at the free throw line. He ranks second in the OVC in scoring with 20 points per game. Eastern Kentucky's Nick Mayo (Co-Player), Tennessee State's Kamar McKnight (Co-Newcomer), UT Martin's Delfinco Bogan (Co-Newcomer) and Murray State's Ja Morant rounded out this week's honorees. The OVC Player of the Week honor is the first of Mahoney's career and SEMO's first since Tyler Stone won the award on Mar. 3, 2014.

Mahoney Goes Over 1,000 Points

Sophomore Denzel Mahoney scored 15 points at Morehead State (Feb. 8) and went over 1,000 points in his career. Mahoney officially cleared the mark on a 3-pointer with 14:51 remaining in the second half. He now has 1,046 points as a Redhawk and stands nine points away from joining the school's top 20 scoring list. Mahoney became the second player under head coach Rick Ray to score 1,000 points at Southeast and the fifth different Redhawk to score over 1,000 career points since 2012-13.

First Career Double-Double

Freshman Ledarrius Brewer turned in the first double-double of his career with 19 points and 10 rebounds at UT Martin (Feb. 10). Brewer became the fourth different Redhawks to get a double-double this season. Southeast has a total of six double-doubles in 2017-18.

Large Margin

The Redhawks shot 57.1 percent (16-of-28) from the field and outscored Morehead State, 43-26, in the second half en route to snapping a four-game losing streak with a 78-62 road win Thursday. The victory marked Southeast's

2017-18 STATS COMPARISON

SEMO	SIUE
13-15.....Record.....	9-17
7-8.....Conference Record.....	5-10
75.8.....Points Per Game.....	70.3
77.7.....Opp. Points Per Game.....	79.6
-1.9.....Scoring Margin.....	-9.3
.461.....Field Goal Percentage.....	.421
.479.....Opp. Field Goal Percentage.....	.480
.385.....3-Point Field Goal Percentage.....	.334
.375.....Opp. 3-Point Field Goal Percentage.....	.372
.734.....Free Throw Percentage.....	.702
.705.....Opp. Free Throw Percentage.....	.732
32.0.....Rebounds Per Game.....	33.7
34.5.....Opp. Rebounds Per Game.....	36.0
-2.5.....Rebounding Margin.....	-2.3
13.7.....Assists Per Game.....	12.9
12.4.....Turnovers Per Game.....	14.0
+0.1.....Turnover Margin.....	-1.3
1.7.....Blocks Per Game.....	2.7
6.0.....Steals Per Game.....	4.8

THIS WEEK'S SCHEDULE/RESULTS

Thursday, February 15

Southeast Missouri 80, Eastern Illinois 73

Murray State 68, Jacksonville State 60
Belmont 84, Eastern Kentucky 73
SIUE 70, UT Martin 69
Tennessee State 83, Morehead State 74
Tennessee Tech 86, Austin Peay 80

Saturday, February 17

SIUE at Southeast Missouri, 4:15 p.m., CT

Eastern Illinois at UT Martin, 6 p.m., CT
Tennessee Tech at Murray State, 7 p.m., CT
Morehead State at Belmont, 7 p.m., CT
Jacksonville State at Austin Peay, 7 p.m., CT
Eastern Kentucky at Tennessee State, 7:30 p.m., CT

Southeast Missouri State REDHAWKS

2017-18 BASKETBALL NOTES / SIU EDWARDSVILLE • FEB. 17

HONORS & AWARDS

Preseason All-OVC

Denzel Mahoney, So., G/F

OVC Player of the Week

Denzel Mahoney, So., G/F, Co-Player, Feb. 12

Mayan Division Cancun Challenge

All-Tournament Team

Denzel Mahoney, So., G/F

Ledarius Brewer, Fr., G

College Sports Madness OVC Player of the Week

Denzel Mahoney, So., G/F, Dec. 2

2017-18 OVC PRESEASON POLL

Team (First-Place Votes)

Belmont (18).....	235
Jacksonville State (3).....	213
Murray State (3)	212
Eastern Kentucky.....	139
Tennessee Tech.....	137
Eastern Illinois.....	135
Tennessee State.....	125
UT Martin.....	114
Morehead State.....	89
Southeast Missouri.....	82
Austin Peay.....	63
SIUE.....	40

2017-18 PRESEASON ALL-OVC TEAM

Name, Position, School

Matthew Butler, G, UT Martin

Malcolm Drumwright, G, Jacksonville State

Amanze Egekeze, F, Belmont

Norbertas Giga, F/C, Jacksonville State

Asante Gist, G, Eastern Kentucky

Aleksa Jugovic, G, Tennessee Tech

Austin Luke, G, Belmont

Denzel Mahoney, G/F, Southeast Missouri

Nick Mayo, F, Eastern Kentucky

Terrell Miller, F, Murray State

Jonathan Stark, G, Murray State

Preseason OVC Player of the Year

Jonathan Stark, G, Murray State

third by double figures in Ohio Valley Conference play this season. It was also the Redhawks largest margin of victory (+16) against a league foe.

That Makes 50

Denzel Mahoney scored double figures for the 50th time in his career when he finished with 20 points against Austin Peay (Feb. 3). Mahoney scored 10 or more points in 26 of 28 starts this season.

Carpenter Gets 20 Points

Freshman center Justin Carpenter poured in 20 points, including 12 in the second half to lead Southeast at Morehead State (Feb. 8). Carpenter shot 8-of-10 from the field and 4-of-8 at the free throw line. He also grabbed six rebounds and dished out one assist in 27 minutes. It was the second time Carpenter scored 20 or more points in his career.

Over 50 Percent

Southeast shot over 50 percent from the field in three of its last four games. The Redhawks made 30-of-54 shots for 55.6 percent vs. Austin Peay (Feb. 3), 28-of-53 for 52.8 percent at Morehead State (Feb. 8) and 30-of-55 for 54.5 percent at UT Martin (Feb. 10). Southeast is 5-3 when it shoots 50 percent or better in a game this season.

Road Wins

The Redhawks presently have more road wins than they do home wins through 28 games this season. Southeast has seven victories away from home and six at the Show Me Center.

Three to Go

Southeast has just three games remaining this 2017-18 season. The Redhawks are home for two of those contests when they host SIU Edwardsville (Feb. 17) and UT Martin (Feb. 24). Southeast's other contest is at Eastern Kentucky (Feb. 22).

Hot First Half

The Redhawks shot a blazing 66.7 percent (18-of-27) from the field and knocked down seven 3-pointers in a big first half against Austin Peay (Feb. 3). Southeast scored 49 points in the first 20 minutes of that game, its most in an opening stanza of basketball this season.

Five in Double Figures

Denzel Mahoney scored 20 points, Ledarius Daniel Simmons pitched in 18, Ledarius Brewer and Ray Kowalski each had 11, and Mark Laros chipped in 10 vs. Austin Peay (Feb. 3). It marked the fourth time this year where Southeast had five players reach double figures in the scoring column.

Another 30-Point Performance

Denzel Mahoney dropped in 30 points against Murray State Thursday. Mahoney shot 11-of-26 from the field, knocked down two 3-pointers and made a near-perfect 6-of-7 free throws. He also led Southeast with eight rebounds and collected three steals. It was the second time this season and third in his career where Mahoney scored 30 or more points in a game.

Brewer Time

Freshman Ledarius Brewer has scored double figures in 14 of his last 15 games. Brewer is Southeast's second-leading scorer with 14 points per contest. He drained multiple 3-pointers in nine of those 15 contests, including a career-best seven vs. Eastern Illinois (Feb. 15). Brewer ranks 14th in the Ohio Valley Conference in scoring and seventh in 3-point field goals made.

Halftime Leads

Southeast lost its first game of the season with a lead at halftime. The Redhawks held a slight 34-32 edge at the intermission before falling to Murray State, 87-75, Thursday. Southeast is 9-1 in games it leads at the half this year.

Redhawks Clear 200 Three-Pointers Made

For the second-straight season, Southeast made over 200 three-pointers. The Redhawks have drained a total of 254 treys in 28 games. It is the first time Southeast buried over 200 three-pointers in back-to-back seasons since 2006-07 (254) and 2007-08 (206).

Road Sweep

Identical 86-74 wins at SIU Edwardsville (Jan. 18) and Eastern Illinois (Jan. 20) gave Southeast its first road sweep in Ohio Valley Conference play this season. The Redhawks swept the SIUE/EIU road swing for the first time since 2012. That year, Southeast beat EIU, 74-53, on Jan. 30 and SIUE, 85-72, on Feb. 11.

Southeast Missouri State REDHAWKS

2017-18 BASKETBALL NOTES / SIU EDWARDSVILLE • FEB. 17

Huge Second Half

Southeast shot 50 percent (6-of-12) from 3-point range, made 18-consecutive free throws and outscored Eastern Illinois, 50-31, in the second half to storm by the Panthers on Jan. 20. The Redhawks overcame multiple 11-point deficits in the come-from-behind win. Southeast also won a game for the first time this season after trailing at halftime (43-36).

Happy Birthday Denzel!

Denzel Mahoney celebrated his 20th birthday by scoring a career-high 36 points to lead Southeast to an 86-74 victory over SIU Edwardsville Thursday. Mahoney shot 9-of-14 from the field, knocked down a career-high five 3-pointers, grabbed seven rebounds and made 13-of-15 free throws. Mahoney's 36 points tied an Ohio Valley Conference single-game high.

Free Throw Machine

Denzel Mahoney has made and attempted more free throws than anyone in the Ohio Valley Conference this season. Mahoney enters Saturday's game with 168-of-201 free throws for 83.6 percent. The next closest to Mahoney in made free throws is Murray State's Jonathan Stark with 103. He ranks sixth in the nation in free throws made and 12th in free throw attempts. Mahoney also rates eighth among Southeast's all-time career leaders in free throw percentage (300-of-363, .826) and fourth in single-season free throws made.

20-Point Man

Denzel Mahoney scored 20 or more points in seven of his last 11 starts. Mahoney pitched in 24 points at Austin Peay (Jan. 6), 22 vs. Morehead State (Jan. 11), 25 vs. Eastern Kentucky (Jan. 13), a career-high 36 at SIU Edwardsville (Jan. 18), 30 vs. Murray State (Feb. 1), 20 vs. Austin Peay (Feb. 3) and 27 at UT Martin (Feb. 10). He scored over 20 points a team-high 13 times this season.

Back-to-Back

Point guard Jonathan Dalton scored double figures in back-to-back games for the first time in his career. Dalton scored 10 points vs. Morehead State (Jan. 11) and followed with a career-high 13 against Eastern Kentucky (Jan. 13). He played a career-high 39 minutes in each of those contests.

Short-Handed Redhawks

Southeast hung on to beat Morehead State (Jan. 11), 78-75, with only seven active players. Non-scholarship guard Donnie Lewis was among that group. The Redhawks were without forwards Isaiah Gable (fractured foot) and Milos Vranes (illness), and guards Ray Kowalski (illness) and Dondre Duffus (blood clot). Freshman forward Justin Carpenter played 13 minutes off the bench with a stomach virus. The last time Southeast played a game with seven players was in a 88-69 road loss at Eastern Kentucky on Jan. 9, 2016, Rick Ray's first year as the Redhawks head coach.

Winning with Seven Players

The last time Southeast won a game with seven players was when it beat Murray State, 84-68, on Mar. 2, 2013. Nino Johnson, A.J. Jones, Nick Niemczyk, Corey Wilford, Lucas Nutt, Marland Smith and Tyler Stone formed that group which defeated the Racers in Murray on Isaiah Canaan's senior day.

Career Start 50

Southeast's leading scorer, Denzel Mahoney, scored 24 points in his 50th career start at Austin Peay (Jan. 6). Mahoney has started all 61 games of his two-year college career. He scored double figures in 53 of his starts and put up 20 or more points on 23 occasions since joining the Redhawks.

Second Half Flurry

Southeast made a season-high eight 3-pointers in the second half at Austin Peay (Jan. 6). The Redhawks were 8-of-12 from downtown in the game's final 20 minutes. It was the second time Southeast hit eight 3-pointers in a half of basketball this year -- also shot 8-of-12 in the first half vs. UMKC (Dec. 6).

53 for Mahoney

Denzel Mahoney scored double figures for the 53rd time in his career when he finished with 13 points vs. Eastern Illinois (Feb. 15). Mahoney is averaging 19.8 points per game this season and 20.7 in league play.

SHOW ME CENTER INFORMATION

Photographers

Photographers working the floor level at the Show Me Center are required to shoot from behind the dash lines along the baselines and must sit on the floor in those areas. The Sports Information Director may identify other positions off the court where photographers may work, provided the view is not blocked for fans. At no time may photographers work directly from behind the official scorer's table and team benches, and in front of any courtside signage. No tripods may be placed on or beside the court.

Postgame Procedure

All interview requests for Southeast student-athletes must be made to a member of the Southeast Missouri sports information staff prior to the end of each game. Student-athletes will be escorted to postgame press conferences in the front meeting rooms of the Show Me Center. Media representatives are not allowed in the dressing room area. Redhawks head coach Rick Ray will address the media during press conferences after every game and the opposing head coach will be invited upon request. Ray will join press conferences immediately after his postgame radio obligation with the Redhawks Radio Network.

Credentials

Credentials are required for entrance to the Show Me Center. To request season or singlegame credentials, please contact Southeast Missouri Sports Information Director Jeff Honza by phone (573) 651-2933 or email jhonza@semo.edu/redhawk1@me.com. Credentials can be picked up at the NCAA pass gate located inside the main entrance of the Show Me Center.

Press Row

Media will be issued assigned seats course on the north side of the Show Me Center. Press row is reserved for working media only. Professional decorum is expected at all times. Cheering or outward expression is strictly prohibited.

Gameday Information

Game notes, rosters, statistics and other information is available on press row and in the media workroom at the Show Me Center on gamedays. Weekly releases will be published online at GoSoutheast.com.

Phone Lines

One phone line will be provided to the visiting team's official radio station courtesy of the Redhawks Radio Network. If additional phone lines are needed, they must be secured by calling (573) 651-2275 at least one week in advance.

Wireless Internet

The Show Me Center is equipped with wireless internet. Please see a member of the Southeast Missouri sports information staff for login information.

Southeast Missouri State REDHAWKS

2017-18 BASKETBALL NOTES / SIU EDWARDSVILLE • FEB. 17

OVC Openers

With its loss to Belmont (Dec. 28), Southeast dropped to 10-17 all-time in Ohio Valley Conference openers. The Redhawks last opened league play with a win when they beat Eastern Kentucky, 81-48, at the Show Me Center on Dec. 31, 2016.

24 of 25

Denzel Mahoney has scored double figures in 24 of his last 25 starts. Mahoney recently saw a streak of 17-straight starts scoring in double figures end at Eastern Illinois (Jan. 20). He led the Redhawks in scoring 19 of his 28 starts this year.

Attempted 3s

The Redhawks attempted a season-high 35 three-pointers against Tennessee State (Dec. 31). The 35 three-point field goal attempts are third-most in a game in the Ohio Valley Conference this season. Southeast last shot 35 three-pointers against Central Baptist (17-of-35) vs. Central Baptist on Nov. 11, 2013.

Redhawks End Non-Conference

Southeast wrapped up non-conference play with a 6-7 record, its best non-league record under head coach Rick Ray. The Redhawks improved their non-conference winning percentage from .230 (3-10) in 2015-16 to .352 (6-11) in 2016-17 and now .461 this season.

Mahoney Clears 700 Points

Denzel Mahoney surpassed 700 points in his career when he scored 23 to lead Southeast in a 89-71 loss at Kansas State (Dec. 16). Mahoney scored 20 of his points in the first half and shot 6-of-9 from the field and a perfect 9-of-9 at the free throw line for the game. He now has 1,046 points and a 17.2 points per game average in his two-year career.

Mr. Perfect

Denzel Mahoney, who leads Southeast and ranks sixth in the Ohio Valley Conference in free throw percentage (.836) shot a perfect 5-of-5 free throws at Morehead State (Feb. 8). It marked the fifth time this season and eighth in his career where Mahoney went perfect at the free throw line with a minimum of five free throw attempts in a game.

On the Road

Southeast is 7-9 outside of Cape Girardeau this season. The Redhawks won two-straight true road games on three occasions.

Strong December

The Redhawks opened the month of December with a 3-0 record after beating both North Carolina Central (Dec. 2) and Southern Illinois (Dec. 9) on the road, and UMKC (Dec. 6) at home. Southeast scored 86 or more points twice in that span. It was the first time the Redhawks started December with a 3-0 record since 1998-99.

Best Start

Southeast's 6-4 start in 2017-18 marked its best under third-year head coach Rick Ray. Prior to this season, The Redhawks went 0-10 (2015-16) and 4-6 (2016-17) through their first 10 games with Ray at the helm prior to this year.

Bombs Away

The Redhawks made 10 or more 3-pointers a total of 12 times this season. Southeast buried a season-high 13 three-pointers in an 80-73 win over Eastern Illinois (Feb. 15).

Dalton Second in Assist/Turnover Ratio

Point guard Jonathan Dalton enters the weekend ranked second in the Ohio Valley Conference in assist/turnover ratio. Dalton has a team-high 152 assists to 56 turnovers for a 2.7 ratio through 28 games. He dished out five or more assists 19 times and went turnover free on five occasions this season. Dalton ranks third in the league with 5.4 assists per contest.

80 or More

Southeast scored 80 or more points for the 12th time this season when it beat Eastern Illinois, 80-73 (Feb. 15). The Redhawks 24-point victory (83-59) over Hannibal-LaGrange (Nov. 28) is presently their largest of the year. That stands as Southeast's biggest margin of victory in a non-conference game since the Redhawks beat Central Arkansas, 87-63, on Dec. 1, 2016.

Mileage Counter

The Redhawks travelled over 10,000 miles between air and ground transportation this season. Southeast made stops to St. Louis, Missouri, Dallas, Texas, Monroe, Louisiana, Ruston, Louisiana, Evansville, Indiana, Cancun, Mexico, New Orleans, Louisiana, Newark, New Jersey, Raleigh, North Carolina, Durham, North Carolina, Washington, DC and Manhattan, Kansas, Charleston, Illinois, Edwardsville, Illinois, Clarksville, Tennessee, Murray, Kentucky, Cookeville, Tennessee, Jacksonville, Alabama and Morehead, Kentucky during its travel stretch.

Non-Division I

The Redhawks picked up their 27th-straight against non-Division I teams when they beat Hannibal-LaGrange, 83-59, on Nov. 28. Southeast hasn't lost to a non-Division I program since 2001-02 (62-52, vs. Birmingham Southern on Nov. 16). The Redhawks won both of their matchups against non-Division I foes this year.

Carpenter and Vranes Make First Career Starts

Freshman Justin Carpenter and senior Milos Vranes made their first career starts against North Carolina Central (Nov. 26). Carpenter turned in a double-double 14 points and 11 rebounds, the first of his career and Southeast's second this season. Vranes scored three points and added seven rebounds in 19 minutes.

Lineup Combinations

Southeast has used six different starting lineups in 28 games this season. Most recently, Ledarrius Brewer, Justin Carpenter, Daniel Simmons, Denzel Mahoney and Jonathan Dalton started vs. Eastern Illinois (Feb. 15).

Cancun Challenge Recap

The Redhawks went 1-3 in this year's Cancun Challenge. Southeast dropped a 96-95 overtime decision at Louisiana Tech (Nov. 13) and fell to Evansville (Nov. 16), 66-50, on the road stateside. The Redhawks advanced to the Mayan Division title game with a 74-59 win over Cal State Northridge (Nov. 21) and

Southeast Missouri State REDHAWKS

2017-18 BASKETBALL NOTES / SIU EDWARDSVILLE • FEB. 17

rounded out the event with a 88-82 loss to Montana State (Nov. 22) in Cancun, Mexico.

Mahoney and Brewer Earn

All-Tournament Honors

Sophomore Denzel Mahoney and freshman Ledarrius Brewer were named to the Mayan Division Cancun Challenge All-Tournament Team. Mahoney averaged 18.3 points, six rebounds and shot 56.3 percent (27-of-48) from the field in four games. He also scored 18 or more points three times in the tournament, including a season-high 27 against Montana State (Nov. 22). Brewer followed with 14.3 points per game and made a team-high 11 three-pointers during the four-game stretch.

Season-Best Shooting

Southeast shot a season-high 56.9 percent from the field in its 88-82 loss to Montana State (Nov. 22). The Redhawks made 29-of-51 shots and scored 20 of their points at the free throw line.

Tournament Play

Southeast picked up its first win in tournament play under head coach Rick Ray when it beat Cal State Northridge, 74-59, at the Cancun Challenge on Nov. 21. The Redhawks finished the Cancun Challenge with a 1-3 mark.

OVC Rankings

The Redhawks rank among the top five in the Ohio Valley Conference in scoring offense (3rd, 75.6 ppg), free throw percentage (5th, .737), field goal percentage (4th, .462), 3-point field goal percentage (1st, .385), assists (5th, 13.7), assist/turnover ratio (4th, 1.1) and 3-point field goals made (2nd, 8.9 per game). Individually, Denzel Mahoney rates second in the league in scoring (20 ppg) and tied for second in 3-point field goal percentage (.435), and Jonathan Dalton is third in assists (5.4 apg) and assist/turnover ratio (2.6).

Down to the Wire

Southeast took a strong Louisiana Tech team to the wire in a 96-95 overtime loss on Nov. 13. Freshman Justin Carpenter made two free throws with 30 seconds left and the Redhawks got a big stop to force the game to overtime. Louisiana Tech went on a 7-0 run, did not miss

a field goal (5-of-5) and made 7-of-10 free throws to escape in the extra period. Both teams went back-and-forth to 13 ties and 10 lead changes and scored a combined 86 points in the paint. Eight different players scored double figures between the two teams, including four with 20 or more. The 95 points were Southeast's most in a game against a Division I opponent under head coach Rick Ray.

Season-Opening Win

The Redhawks opened the 2017-18 season with an 81-69 victory over NAIA member Missouri Baptist on Nov. 10. Southeast tipped off a season on its homecourt for the first time in 12 years. The Redhawks improved to 10-17 all-time in season-opening games since moving to the NCAA Division I ranks in 1991-92. Southeast ended an 11-year losing streak in season-opening games.

Redhawk Debuts

A total of six players made their NCAA Division I debuts at Southeast against Missouri Baptist (Nov. 10). Mark Laros, Ray Kowalski, Isaiah Gable, Donnie Lewis, Justin Carpenter and Ledarrius Brewer all participated. Laros narrowly missed a double-double with nine points and nine rebounds in his first career start, while Brewer came off the bench to score 14 points in 26 minutes.

Free Throws the Difference

Southeast made 19-of-21 free throws to key its victory over Missouri Baptist (Nov. 10). Denzel Mahoney opened the season going a perfect 11-of-11 at the charity stripe. The Redhawks have made 19 or more free throws in three of their last five games dating back to last season. Southeast shot 79.3 percent (77-of-97) during that stretch.

Year Three

Rick Ray is in his third season as Southeast's head coach. Ray led the Redhawks to a +10 increase in the win column and Southeast was the 22nd Most Improved Team in NCAA Division I Basketball a year ago. The Redhawks finished at 15-18 overall and second in the Ohio Valley Conference West Division with a 9-7 mark after going 5-24 and placing last in the OVC in 2015-16. Ray

received a two-year contract extension that runs through the 2020-21 season.

Mahoney Named Preseason All-OVC

Sophomore Denzel Mahoney earned Preseason All-Ohio Valley Conference honors, the league announced during its media day on Oct. 24. A Second-Team All-OVC selection, All-Newcomer pick and the 2016-17 OVC Freshman of the Year, Mahoney had a mammoth rookie season. He finished second on the team in scoring with 14.9 points per game and was the Redhawks leading scorer in conference play (16.6 ppg) in 33 starts. He led Southeast with 57 three-pointers made, dished out 40 assists, collected 23 steals and gathered four blocks. Mahoney scored double figures in 27 of his starts, including his final 11 of the 2016-17 campaign. He ranked 10th in the OVC in free throw percentage (.815) and 12th in scoring. Mahoney was also named OVC Freshman of the Week a league-high five times.

Active Streak

Denzel Mahoney has started 61-consecutive games. Mahoney scored in 60 contests during his college career. He opened the season with 21 points against Missouri Baptist (Nov. 10) and 25 at Louisiana Tech (Nov. 13), and scored a career-high 36 at SIU Edwardsville (Jan. 18).

Season 111

This year marks the 111th season of Southeast Basketball. The Redhawks are 1,255-1,143 all-time in program history. Southeast is in its 27th season at the NCAA Division I level, where it is 325-458 overall and 182-267 in the Ohio Valley Conference.

No Postseason

On May 10, 2017, the NCAA released the public APR data, postseason ineligibility and penalty reports. Southeast Missouri men's basketball received the following penalties: Postseason ineligibility in 2017-18 and Practice time restricted to 16 hours and five days per week in-season.

Southeast Missouri State **REDHAWKS**

HEAD COACH RICK RAY



Rick Ray begins his third season at Southeast Missouri in 2017-18.

Rick Ray enters his third year as Southeast Missouri's head coach.

In his second season a year ago, Ray led Southeast to a +10 increase in the win column as the Redhawks were the 22nd Most Improved Team in NCAA Division I Basketball. The Redhawks finished at 15-18 overall and second in the Ohio Valley Conference West Division with a 9-7 mark after going 5-24 and placing last in the OVC in 2015-16.

Southeast made its 15th all-time OVC Tournament appearance with Ray winning the first game he coached at the event when the Redhawks erased a 14-point deficit to beat Tennessee State in overtime.

Statistically, Southeast showed dramatic improvement from the previous season. The Redhawks ranked among the top-five in the OVC in several

RICK RAY

Head Coach • Third Year • Grand View College, 1994

categories, including steals (1st, 7.7), assist/turnover ratio (5th, 1.1) and 3-point field goals made (5th, 8.0). Southeast made its biggest jump from the 2015-16 season to this past season in turnover margin (8th to 1st), 3-point field goal percentage (last to 2nd) and free throw percentage (last to 2nd). Nationally, Southeast went from 331st to 49th in free throw percentage and 336th to 59th in total 3-point field goals made, while making significant improvement in many other areas during the 2016-17 campaign.

Additionally, Ray coached a pair of All-OVC selections in guards Antonius Cleveland and Denzel Mahoney. Cleveland earned first-team honors, became the first Southeast player to make the national College Slam Dunk Championship and agreed to a deal with the Golden State Warriors. Mahoney was the league's Freshman of the Year, a second-team pick, All-Newcomer selection and OVC All-Tournament Team honoree. It was the first time the Redhawks had multiple All-OVC selections since 2013-14 (Tyler Stone, Jarekious Bradley).

Following the 2016-17 campaign, Ray received a two-year contract extension that runs through the 2020-21 season.

Ray was introduced as the 20th head coach in Southeast Missouri men's basketball history on April 13, 2015.

Ray, who agreed to a four-year contract that will run through 2019, is the first African-American head coach

in the 109-year history of the program.

A tireless worker, Ray is structuring his program to achieve success both on the court and in the classroom.

In his first summer on the job, Ray challenged his players to excel academically and they did so by accumulating a 3.38 grade point average, the program's highest in a summer term.

Twelve of the 15 players enrolled in summer classes posted a 3.0 or higher GPA. To take it even further, Ray convinced other players to remain on campus and finish what they started. As a result, seven players graduated. Nino Johnson, Jarekious Bradley, Darrian Gray and J.J. Thompson, along with former players Corey Wilford, Waylon Jones and Dainmon Gonner all earned their bachelor degrees.

The next summer, the Redhawks recorded a 3.33 GPA with six players achieving a 4.0 and 11 notching a 3.0 or higher GPA.

Ray's 2015-16 team was the first to play in a newly-renovated Show Me Center, which has served as home to Redhawk Basketball since 1987.

One of the best basketball arenas in the Ohio Valley Conference, the Show Me Center received a new state-of-the-art center-hung video board, brand new telescopic seating, a new exterior roof and additional improvements to lighting and sound systems. All renovations were completed for the 2015-16

campaign.

Prior to Southeast, Ray spent three seasons as head coach at Mississippi State. He led the Bulldogs to a 2-2 mark in the SEC Tournament, including an upset win against Vanderbilt in 2013-14. Ray helped the development of two All-SEC freshmen in Craig Sword and Gavin Ware, as his recruiting classes received national attention. In addition, Ray had a 100 percent graduation rate during his tenure at MSU.

Certainly no stranger to NCAA postseason play, Ray has been an assistant at three different institutions that enjoyed success at the highest level.

Before arriving in Starkville, Mississippi, Ray spent two seasons at Clemson, where he was associate head coach to Brad Brownell. Ray also spent four successful years on the staff of Matt Painter at Purdue. He began his Division I coaching career at Indiana State, serving seven seasons.

All three programs participated in the NCAA Tournament. While at Clemson coaching in the highly-competitive Atlantic Coast Conference, the Tigers won 38 games during Ray's two-year stint as associate head coach. In 2010-11, the Tigers finished the year with a 22-12 overall record and 9-7 mark in the ACC en route to making the NCAA Tournament for the fourth-straight season. Clemson advanced to the second round of the tournament that year.

Ray was an assistant coach from 2006-10 under Painter at Purdue, where the Boilermakers won 103 games during his first four years on staff, including 15

Southeast Missouri State REDHAWKS

HEAD COACH RICK RAY

victories over Top 25 competition. During his tenure, Purdue advanced to the NCAA Tournament each season and made the Sweet 16 his last two years there.

In 2009, the Boilermakers won the Big Ten Tournament and secured a No. 5 seed in the NCAA Tournament. A year later, Ray helped the Boilermakers to 29 wins, tied for the most in Purdue history for a single season. Purdue earned a No. 4 seed and lost in the round of 16 to eventual NCAA champion Duke during the 2010 NCAA Tournament.

Ray was part of the 2006-07 Purdue staff that signed arguably the top class in school history, a group that was rated No. 5 nationally by Scout.com and No. 6 by Rivals.com. That class included All-Americans Robbie Hummel and JaJuan Johnson and current NBA player E'Twaun Moore.

While at Purdue, Ray was on Painter's staff that also included Cuonzo Martin, who recently completed his second season at Cal, and Paul Lusk, who is head coach at Missouri State.

Ray coached at Missouri Valley Conference member Indiana State for a period of seven years (1997-2004), helping ISU to consecutive 20-win seasons and NCAA Tournament appearances in 1999-2000 and 2000-01. In 1999-2000, the Sycamores compiled a 14-4 record in the MVC and won the regular season title. ISU then won the MVC Tournament the following season. The Sycamores later upset No. 4 seed Oklahoma in the first round of the 2001 NCAA Tournament. In addition, Ray was part of the

ISU staff that defeated perennial power Indiana in back-to-back seasons.

Following his time at ISU, Ray spent two seasons (2004-06) as an assistant coach and recruiting coordinator at Northern Illinois. In 2005-06, the Huskies were regular season Western Division champions in the Mid-American Conference for the first time in school history with a 17-11 overall record and 12-6 ledger in the MAC.

Ray began his coaching career as a graduate assistant

at the University of Nebraska-Omaha, a Division II program. He helped orchestrate a seven-win turnaround during his second season in 1996-97.

A standout player for Grand View College (Iowa), Ray was an All-American Scholar-Athlete and honorable mention all-conference performer in 1993.

He earned his undergraduate degree in applied mathematics and secondary education from Grand View in 1994. Ray received his master's degree in athletic administration from

Nebraska-Omaha in 1997.

Those type of heralded credentials helped Ray make the transition to head coach.

In 2013, he was the recipient of Grand View's Distinguished Alumni Award.

Born in Gardena, California, Ray moved to Kansas City, Kansas with his family when he was six years old.

Ray and his wife, Breyana, have two sons, Deacon and Mason, and a daughter, Katriece.

Ray's 2016-17 team showed dramatic improvement and the Redhawks will look to build on that success in his third year at the helm.

YEAR-BY-YEAR RECORDS

Year	School	Assignment	Record	Conference	Postseason
1995-96	Nebraska-Omaha	Graduate Assistant	-	-	-
1996-97	Nebraska-Omaha	Graduate Assistant	-	-	-
1997-98	Indiana State	Assistant Coach	16-11	10-8	-
1998-99	Indiana State	Assistant Coach	15-12	10-8	-
1999-2000	Indiana State	Assistant Coach	22-10	14-4	NCAA Tournament First Round
2000-01	Indiana State	Assistant Coach	22-12	10-8	NCAA Tournament Second Round
2001-02	Indiana State	Assistant Coach	6-22	4-14	-
2002-03	Indiana State	Assistant Coach	7-24	2-16	-
2003-04	Indiana State	Assistant Coach	9-19	5-13	-
2004-05	Northern Illinois	Assistant Coach	11-17	7-11	-
2005-06	Northern Illinois	Assistant Coach	17-11	12-6	-
2006-07	Purdue	Assistant Coach	22-12	9-7	NCAA Tournament Second Round
2007-08	Purdue	Assistant Coach	25-9	15-3	NCAA Tournament Second Round
2008-09	Purdue	Assistant Coach	27-10	11-7	NCAA Tournament Sweet 16
2009-10	Purdue	Assistant Coach	29-6	14-4	NCAA Tournament Sweet 16
2010-11	Clemson	Associate Head Coach	22-12	9-7	NCAA Tournament Second Round
2011-12	Clemson	Associate Head Coach	16-15	8-8	-
2012-13	Mississippi State	Head Coach	10-22	4-14	-
2013-14	Mississippi State	Head Coach	14-19	3-15	-
2014-15	Mississippi State	Head Coach	13-19	6-12	-
2015-16	Southeast Missouri	Head Coach	5-24	2-14	-
2016-17	Southeast Missouri	Head Coach	15-18	9-7	OVC Tournament Quarterfinals
2017-18	Southeast Missouri	Head Coach	13-15	7-8	

Career Record: 70-117 (6 years)

Record at Southeast Missouri: 33-57, 18-29 OVC (3 years)

Record at Mississippi State: 37-60, 13-41 SEC (3 years)

Record as a college assistant/associate head coach: 266-202

Southeast Missouri State **REDHAWKS**

MEDIA INFORMATION

Redhawks Radio Network

All Redhawk basketball games will be broadcast live on the radio at ESPN 92.9 FM and Real Rock 99.3 FM, and online at GoSoutheast.com. Erik Sean is in his 18th year as the “Voice of the Redhawks.” Sean is the Director of Sports Operations for Mississippi River Radio's eight radio stations in Cape Girardeau. He is an 11-time winner of the Missouri Broadcasters Association's Play-by-Play Award and three-time winner of the MBA's Sports Award. Sean will be assisted by Jess Bolen throughout the season.

Radio Network Affiliates

ESPN 92.9 FM (KLSC)

Cape Girardeau, Mo.
(Flagship)

Real Rock 99.3 FM (KCGQ)

Cape Girardeau, Mo.

ESPN 1220 AM (KGIR)

Cape Girardeau, Mo.

ESPN 1470 (KMAL)

Malden, Mo.

Practices

All Southeast Missouri men's basketball practices are closed. Requested media interviews during the week should be made to Jeff Honza. Media interviews will be conducted before practice.

Credentials

Credentials are required for entrance to the Show Me Center. To request season or single-game credentials, please contact Southeast Missouri Sports Information Director Jeff Honza by phone (573) 651-2933 or email jhonza@semo.edu/redhawk1@me.com. Credentials can be picked up at the NCAA pass gate located inside the main entrance of the Show Me Center.

Radio Show

Southeast Missouri's basketball radio show returns to Wings Etc. this season. This year's radio shows will be on Mondays each week, beginning Nov. 27. A total of 12 shows are on this year's schedule, including eight in Cape Girardeau (3047 William Street) and four in Jackson (2003 East Jackson Blvd.). Erik Sean will host the radio show which airs live on ESPN 92.9 FM and ESPN 1220 AM each week. Fans can also watch every radio show live online at SEMOESPN.com.

Radio Show Schedule

Nov. 27 - Wings Etc. (Cape Girardeau)

Dec. 4 - Wings Etc. (Cape Girardeau)

Dec. 11 - Wings Etc. (Jackson)

Dec. 18 - Wings Etc. (Cape Girardeau)

Jan. 8 - Wings Etc. (Cape Girardeau)

Jan. 15 - Wings Etc. (Cape Girardeau)

Jan. 22 - Wings Etc. (Cape Girardeau)

Jan. 29 - Wings Etc. (Jackson)

Feb. 5 - Wings Etc. (Cape Girardeau)

Feb. 12 - Wings Etc. (Cape Girardeau)

Feb. 19 - Wings Etc. (Jackson)

Redhawks Basketball with Coach Ray


“Redhawks Basketball with Coach Ray” will be televised Monday nights at 11:05 p.m., CT, on the Heartland CW (WQWQ-TV) and Charter Cable Channel 12. It also airs on Cable Channel 11 and simulcast on digital channel 89 on Tuesdays, Wednesdays and Thursdays at the following times: 8:30 a.m., 8 p.m. and midnight. The show begins Nov. 27 and is hosted by KFVS Sports Director Todd Richards.

OVC Digital Network


The 2017-18 season is the sixth year for the OVC Digital Network which provides live games free on any device. Fans can watch Southeast Missouri's home and away OVC matchups free of charge online at OVCDigitalNetwork.com.

Southeast Missouri State REDHAWKS


2017-18 REDHAWKS




1
DONDRE DUFFUS
G / 6-3 / 183 / Jr.
Palm Beach, Fla.




3
RAY KOWALSKI
G / 6-3 / 195 / R-Fr.
Concord, N.C.




4
MILOS VRANES
F / 6-7 / 200 / Sr.
Belgrade, Serbia




5
JONATHAN DALTON
G / 5-10 / 155 / Jr.
New Orleans, La.




10
KHALIL CUFFEE
G / 6-4 / 210 / Fr.
Fairburn, Ga.




13
ISAIAH GABLE
F / 6-7 / 195 / Fr.
Greenville, Ohio




15
DONNIE LEWIS
G / 6-1 / 170 / Jr.
Lexington, Ky.




20
JUSTIN CARPENTER
F / 6-9 / 230 / Fr.
Mt. Carmel, Ill.




22
SKYLER HOGAN
G / 6-3 / 180 / So.
Melbourne, Fla.




23
DANIEL SIMMONS
G / 6-2 / 196 / Sr.
Biggersville, Miss.



25
LEDARRIUS BREWER
G / 6-5 / 200 / Fr.
Meridian, Miss.



34
DENZEL MAHONEY
G/F / 6-4 / 213 / So.
Oviedo, Fla.




42
MARK LAROS
C / 6-10 / 223 / Jr.
Hengelo, Netherlands




RICK RAY
Head Coach
Third Year



ADAM GORDON
Assistant Coach
Third Year



NICK LAGROONE
Assistant Coach
Third Year



CHRIS MOORE
Assistant Coach
Third Year



JONATHAN ORTIZ
Graduate Manager
First Year



TOM BERRYMAN
Director of Operations
Second Year

Southeast Missouri State REDHAWKS

2017-18 STATISTICS



2017-18 Southeast Missouri Basketball Southeast Missouri Combined Team Statistics (as of Feb 15, 2018) All games



RECORD:	OVERALL	HOME	AWAY	NEUTRAL
ALL GAMES	13-15	6-6	6-8	1-1
CONFERENCE	7-8	3-4	4-4	0-0
NON-CONFERENCE	6-7	3-2	2-4	1-1

##	Player	gp-gs	min	avg	Total		3-Point		F-Throw		Rebounds				pf	dq	a	to	blk	stl	pts	avg
					fg-fga	fg%	3fg-fga	3fg%	ft-fa	ft%	off	def	tot	avg								
34	MAHONEY, Denzel	28-28	869	31.0	163-343	.475	59-137	.431	168-201	.836	41	105	146	5.2	81	2	32	48	5	27	553	19.8
25	BREWER, Ledarius	28-24	814	29.1	135-324	.417	61-175	.349	61-84	.726	13	92	105	3.8	59	3	35	48	12	28	392	14.0
23	SIMMONS, Daniel	28-12	688	24.6	120-256	.469	41-93	.441	63-91	.692	11	82	93	3.3	59	2	58	48	2	28	344	12.3
20	CARPENTER, Justin	27-20	585	21.7	90-173	.520	6-22	.273	45-69	.652	54	74	128	4.7	69	0	19	33	12	13	231	8.6
04	VRANES, Milos	27-15	517	19.1	58-130	.446	30-77	.390	13-26	.500	27	86	113	4.2	54	1	18	41	5	11	159	5.9
01	DUFFUS, Dondre	3-0	43	14.3	5-10	.500	2-3	.667	5-6	.833	0	5	5	1.7	9	0	3	6	0	3	17	5.7
05	DALTON, Jonathan	28-27	895	32.0	46-98	.469	15-43	.349	40-60	.667	19	41	60	2.1	54	1	152	56	0	36	147	5.3
13	GABLE, Isaiah	13-0	172	13.2	19-49	.388	13-34	.382	7-11	.636	1	20	21	1.6	16	0	5	6	0	0	58	4.5
03	KOWALSKI, Ray	24-5	398	16.6	35-98	.357	23-62	.371	12-12	1.000	4	23	27	1.1	23	0	15	18	0	5	105	4.4
42	LAROS, Mark	24-7	374	15.6	45-71	.634	0-4	.000	7-13	.538	36	50	86	3.6	33	0	8	23	11	8	97	4.0
15	LEWIS, Donnie	28-2	295	10.5	5-11	.455	4-9	.444	5-7	.714	7	11	18	0.6	33	0	38	13	0	9	19	0.7
Team											35	59	94		2		7					
Total.....		28	5650		721-1563	.461	254-659	.385	426-580	.734	248	648	896	32.0	492	9	383	347	47	168	2122	75.8
Opponents.....		28	5650		776-1621	.479	237-632	.375	387-549	.705	283	684	967	34.5	511	-	402	351	108	136	2176	77.7

TEAM STATISTICS	SEMO	OPP
SCORING	2122	2176
Points per game	75.8	77.7
Scoring margin	-1.9	-
FIELD GOALS-ATT	721-1563	776-1621
Field goal pct	.461	.479
3 POINT FG-ATT	254-659	237-632
3-point FG pct	.385	.375
3-pt FG made per game	9.1	8.5
FREE THROWS-ATT	426-580	387-549
Free throw pct	.734	.705
F-Throws made per game	15.2	13.8
REBOUNDS	896	967
Rebounds per game	32.0	34.5
Rebounding margin	-2.5	-
ASSISTS	383	402
Assists per game	13.7	14.4
TURNOVERS	347	351
Turnovers per game	12.4	12.5
Turnover margin	+0.1	-
Assist/turnover ratio	1.1	1.1
STEALS	168	136
Steals per game	6.0	4.9
BLOCKS	47	108
Blocks per game	1.7	3.9
ATTENDANCE	14127	43288
Home games-Avg/Game	12-1177	14-3092
Neutral site-Avg/Game	-	2-0

Score by Periods	1st	2nd	OT	Totals
Southeast Missouri	973	1126	23	2122
Opponents	1025	1131	20	2176

Date	Opponent	Score	Att.
11-10-17	MISSOURI BAPTIST	W 81-69	1239
\$ 11-13-17	at Louisiana Tech	Lot 95-96	2456
\$ 11-16-17	at Evansville	L 50-66	3151
\$ 11-21-17	vs CSUN	W 74-59	0
\$ 11-22-17	vs MONTANA STATE	L 82-88	0
11-26-17	N.C. CENTRAL	L 70-77	645
11-28-17	HANNIBAL-LAGRANGE	W 83-59	815
12-02-17	at N.C. Central	W 86-77	873
12-06-17	UMKC	W 91-87	1586
12-09-17	at Southern Illinois	W 75-69	4493
12-16-17	at Kansas State	L 71-89	7389
12-20-17	BRADLEY	L 67-75	702
12-22-17	at Saint Louis	L 48-78	8021
* 12-28-17	BELMONT	L 72-94	1310
* 12-31-17	TENNESSEE STATE	W 77-65	615
* 01-04-18	at Murray St.	L 73-89	2728
* 01-06-18	at Austin Peay	L 71-76	1825
* 01-11-18	MOREHEAD STATE	W 78-75	915
* 01-13-18	EASTERN KENTUCKY	L 86-91	1206
* 01-18-18	at SIUE	W 86-74	1147
* 01-20-18	at Eastern Illinois	W 86-74	1369
* 01-25-18	at Tennessee Tech	L 65-76	1936
* 01-27-18	at Jacksonville State	L 60-78	2688
* 02-01-18	MURRAY STATE	L 75-87	2035
* 02-03-18	AUSTIN PEAY	L 81-96	2234
* 02-08-18	at Morehead State	W 78-62	3315
* 02-10-18	at UT Martin	Wot 81-77	1897
* 02-15-18	EASTERN ILLINOIS	W 80-73	825

* = Conference game
\$ = Cancun Challenge

Southeast Missouri State REDHAWKS

2017-18 OVC STATISTICS



2017-18 Southeast Missouri Basketball Southeast Missouri Combined Team Statistics (as of Feb 15, 2018) Conference games only



RECORD:	OVERALL	HOME	AWAY	NEUTRAL
ALL GAMES	7-8	3-4	4-4	0-0
CONFERENCE	7-8	3-4	4-4	0-0
NON-CONFERENCE	0-0	0-0	0-0	0-0

#	Player	gp-gs	min	avg	Total		3-Point		F-Throw		Rebounds				pf	dq	a	to	blk	stl	pts	avg
					fg-fga	fg%	3fg-fga	3fg%	ft-fa	ft%	off	def	tot	avg								
34	MAHONEY, Denzel	15-15	483	32.2	88-193	.456	39-92	.424	96-112	.857	29	62	91	6.1	46	2	18	28	2	20	311	20.7
25	BREWER, Ledarius	15-15	472	31.5	81-186	.435	37-111	.333	43-59	.729	7	54	61	4.1	27	1	14	27	7	15	242	16.1
23	SIMMONS, Daniel	15-6	381	25.4	70-137	.511	22-50	.440	33-49	.673	4	49	53	3.5	37	1	26	32	1	16	195	13.0
20	CARPENTER, Justin	15-13	331	22.1	44-90	.489	3-10	.300	22-37	.595	29	31	60	4.0	41	0	7	19	4	6	113	7.5
13	GABLE, Isaiah	2-0	32	16.0	4-11	.364	2-7	.286	3-4	.750	1	3	4	2.0	2	0	1	0	0	0	13	6.5
05	DALTON, Jonathan	15-15	495	33.0	31-68	.456	11-31	.355	21-34	.618	10	22	32	2.1	30	1	85	32	0	20	94	6.3
04	VRANES, Milos	14-7	261	18.6	25-58	.431	17-40	.425	6-12	.500	12	36	48	3.4	27	1	9	23	1	6	73	5.2
42	LAROS, Mark	15-2	229	15.3	25-38	.658	0-4	.000	2-5	.400	17	32	49	3.3	22	0	6	13	5	4	52	3.5
03	KOWALSKI, Ray	12-0	168	14.0	12-29	.414	10-23	.435	4-4	1.000	1	7	8	0.7	10	0	5	8	0	2	38	3.2
15	LEWIS, Donnie	15-2	173	11.5	5-10	.500	4-8	.500	4-5	.800	3	8	11	0.7	16	0	28	11	0	5	18	1.2
Team											15	32	47		2		4					
Total.....		15	3025		385-820	.470	145-376	.386	234-321	.729	128	336	464	30.9	260	6	199	197	20	94	1149	76.6
Opponents.....		15	3025		425-881	.482	132-356	.371	205-284	.722	161	360	521	34.7	278	-	215	197	50	80	1187	79.1

TEAM STATISTICS	SEMO	OPP
SCORING	1149	1187
Points per game	76.6	79.1
Scoring margin	-2.5	-
FIELD GOALS-ATT	385-820	425-881
Field goal pct	.470	.482
3 POINT FG-ATT	145-376	132-356
3-point FG pct	.386	.371
3-pt FG made per game	9.7	8.8
FREE THROWS-ATT	234-321	205-284
Free throw pct	.729	.722
F-Throws made per game	15.6	13.7
REBOUNDS	464	521
Rebounds per game	30.9	34.7
Rebounding margin	-3.8	-
ASSISTS	199	215
Assists per game	13.3	14.3
TURNOVERS	197	197
Turnovers per game	13.1	13.1
Turnover margin	+0.0	-
Assist/turnover ratio	1.0	1.1
STEALS	94	80
Steals per game	6.3	5.3
BLOCKS	20	50
Blocks per game	1.3	3.3
ATTENDANCE	9140	16905
Home games-Avg/Game	7-1306	8-2113
Neutral site-Avg/Game	-	0-0

Score by Periods	1st	2nd	OT	Totals
Southeast Missouri	522	620	7	1149
Opponents	554	630	3	1187

Date	Opponent	Score	Att.
* 12-28-17	BELMONT	L 72-94	1310
* 12-31-17	TENNESSEE STATE	w 77-65	615
* 01-04-18	at Murray St.	L 73-89	2728
* 01-06-18	at Austin Peay	L 71-76	1825
* 01-11-18	MOREHEAD STATE	w 78-75	915
* 01-13-18	EASTERN KENTUCKY	L 86-91	1206
* 01-18-18	at SIUE	w 86-74	1147
* 01-20-18	at Eastern Illinois	w 86-74	1369
* 01-25-18	at Tennessee Tech	L 65-76	1936
* 01-27-18	at Jacksonville State	L 60-78	2688
* 02-01-18	MURRAY STATE	L 75-87	2035
* 02-03-18	AUSTIN PEAY	L 81-96	2234
* 02-08-18	at Morehead State	w 78-62	3315
* 02-10-18	at UT Martin	wot 81-77	1897
* 02-15-18	EASTERN ILLINOIS	w 80-73	825

* = Conference game

\$ = Cancun Challenge

Southeast Missouri State REDHAWKS

2017-18 STATISTICS

Comparison Game-by-Game (Southeast Missouri/Opponent)

Opponent	1st	2nd	Score	Mar	Total FG	FG Pct	3-Pointers	3FG Pct	Free Throws	FT Pct	Rebounds (Mar)	Assist	T/Over	Block	Steal	Fouls
Missouri Baptist	37/27	44/42	81-69	+12	27-54/24-48	.500/.500	8-20/8-23	.400/.348	19-21/13-23	.905/.565	29/30 (1)	17/10	13/18	2/4	7/3	18/16
Louisiana Tech	39/39	40/40	95-96	(1)	36-75/31-60	.480/.517	9-25/6-21	.360/.286	14-19/28-34	.737/.824	37/37 -	20/16	9/9	4/8	6/1	20/17
Evansville	21/36	29/30	50-66	(16)	19-48/18-45	.396/.400	8-25/8-18	.320/.444	4-8/22-27	.500/.815	31/28 +3	9/12	18/10	5/2	5/5	24/14
Cal State Northridge	39/28	35/31	74-59	+15	28-61/21-62	.459/.339	10-24/5-19	.417/.263	8-11/12-17	.727/.706	39/36 +3	17/9	10/9	4/3	7/5	16/11
Montana State	34/41	48/47	82-88	(6)	29-51/27-54	.569/.500	4-15/8-20	.267/.400	20-26/26-34	.769/.765	31/26 +5	11/12	15/11	1/2	5/6	26/24
North Carolina Central	32/41	38/36	70-77	(7)	22-63/28-54	.349/.519	5-20/7-19	.250/.368	21-27/14-22	.778/.636	42/34 +8	11/12	12/12	0/4	7/7	18/22
Hannibal-LaGrange	33/33	50/26	83-59	+24	31-63/25-58	.492/.431	6-19/4-18	.316/.222	15-21/5-12	.714/.417	37/33 +4	14/13	10/18	3/6	10/5	12/19
North Carolina Central	38/35	48/42	86-77	+9	31-55/29-57	.564/.509	10-16/5-15	.625/.333	14-22/14-19	.636/.737	31/30 +1	18/17	10/13	2/2	6/2	16/20
UMKC	48/37	43/50	91-87	+4	28-58/31-72	.483/.431	12-22/15-34	.545/.441	23-30/10-14	.767/.714	39/41 (2)	21/17	10/9	5/6	3/4	15/25
Southern Illinois	39/25	36/44	75-69	+6	22-50/25-63	.440/.397	12-26/11-28	.462/.393	19-30/8-15	.633/.533	34/41 (7)	9/15	11/15	0/6	8/3	20/23
Kansas State	39/53	32/36	71-89	(18)	25-57/35-56	.439/.625	11-25/11-23	.440/.478	10-10/8-16	1.000/.500	19/37 (18)	16/25	9/11	0/4	4/5	16/9
Bradley	29/41	38/34	67-75	(8)	21-55/25-53	.382/.472	9-25/9-18	.360/.500	16-22/16-23	.727/.696	35/36 (1)	11/12	12/10	0/5	3/4	20/20
Saint Louis	23/35	25/43	48-78	(30)	17-53/32-58	.321/.552	5-21/8-20	.238/.400	9-12/6-9	.750/.667	28/37 (9)	10/17	11/9	1/6	3/6	11/13
Belmont	36/47	36/47	72-94	(22)	24-59/36-60	.407/.600	9-23/14-28	.391/.500	15-23/8-10	.652/.800	29/34 (5)	13/21	12/10	0/5	7/4	13/21
Tennessee State	29/27	48/38	77-65	+12	24-53/24-56	.453/.429	12-35/8-22	.343/.364	17-20/9-11	.850/.818	39/27 +12	15/8	14/10	4/2	5/7	15/20
Murray State	34/45	39/44	73-89	(16)	25-55/29-54	.455/.537	8-21/8-17	.381/.471	15-20/23-30	.750/.767	31/31 -	13/12	15/12	0/3	5/9	22/19
Austin Peay	27/36	44/40	71-76	(5)	24-51/28-62	.471/.452	11-24/6-25	.458/.240	12-17/14-20	.706/.700	23/44 (21)	14/13	12/13	2/0	4/4	21/15
Morehead State	37/28	41/47	78-75	+3	26-51/28-58	.510/.483	8-29/7-25	.276/.280	18-25/12-17	.720/.706	30/36 (6)	11/10	13/17	2/0	5/6	19/22
Eastern Kentucky	36/44	50/47	86-91	(5)	30-60/29-64	.500/.453	11-28/12-29	.393/.414	15-21/21-22	.714/.955	37/29 +8	14/15	16/10	1/2	6/5	17/19
SIU Edwardsville	35/28	51/46	86-74	+12	26-55/25-63	.473/.397	11-24/10-33	.458/.303	23-29/14-23	.793/.609	35/38 (3)	16/16	11/10	1/5	7/4	17/21
Eastern Illinois	36/43	50/31	86-74	+12	27-56/27-58	.482/.466	12-26/8-24	.462/.333	20-22/12-18	.909/.667	29/34 (5)	20/16	10/14	0/4	6/3	14/17
Tennessee Tech	33/29	32/47	65-76	(11)	21-49/29-63	.429/.460	10-26/8-25	.385/.320	13-20/10-11	.650/.909	23/43 (20)	11/18	11/15	1/5	8/6	15/15
Jacksonville State	27/39	33/39	60-78	(18)	18-47/28-57	.383/.491	8-25/7-21	.320/.333	16-23/15-19	.696/.789	26/39 (13)	11/19	17/15	1/3	6/8	18/21
Murray State	34/32	41/55	75-87	(12)	28-68/30-58	.412/.517	5-22/11-23	.227/.478	14-19/16-24	.737/.667	38/38 -	5/10	11/15	2/4	8/7	19/21
Austin Peay	49/51	32/45	81-96	(15)	30-54/37-67	.556/.552	8-21/11-19	.381/.579	13-20/11-14	.650/.786	27/34 (7)	13/23	14/10	4/4	3/2	18/21
Morehead State	35/36	43/26	78-62	+16	28-53/21-51	.528/.412	9-23/5-22	.391/.227	13-19/15-28	.684/.536	33/33 -	14/7	15/17	2/4	8/4	19/16
UT Martin	29/39	45/35	81-77	+4	30-55/31-59	.545/.525	10-27/8-23	.370/.348	11-15/7-12	.733/.583	30/29 +1	15/18	17/17	0/4	7/7	14/11
Eastern Illinois	45/30	35/43	80-73	+7	24-54/23-51	.444/.451	13-22/9-20	.591/.450	19-28/18-25	.679/.720	34/32 +2	14/9	9/2	0/5	9/4	19/19
SIU Edwardsville																
Eastern Kentucky																
UT Martin																

Points in the Paint, Second Chance Points, Points Off Turnovers, Fastbreak Points, Bench Points

Opponent	W/L	POINTS IN THE PAINT		2ND CHANCE POINTS		POINTS OFF TURNOVERS		FAST BREAK POINTS		BENCH POINTS	
		SEMO	OPP.	SEMO	OPP.	SEMO	OPP.	SEMO	OPP.	SEMO	OPP.
Missouri Baptist	W	30	26	5	6	23	9	4	0	25	30
Louisiana Tech	L	42	44	12	12	17	10	2	0	40	28
Evansville	L	16	18	0	0	10	19	6	0	28	11
Cal State Northridge	W	28	22	5	9	10	10	14	9	10	13
Montana State	L	44	28	13	8	17	13	6	7	26	29
North Carolina Central	L	26	36	13	4	16	9	4	2	24	31
Hannibal-LaGrange	W	44	32	12	7	21	11	4	6	32	6
North Carolina Central	W	40	38	10	11	17	14	12	10	22	32
UMKC	W	28	30	13	17	15	17	4	0	43	34
Southern Illinois	W	18	26	6	12	16	13	2	0	14	33
Kansas State	L	22	44	6	8	11	14	3	12	22	17
Bradley	L	16	22	7	6	7	12	2	2	25	29
Saint Louis	L	18	48	8	18	2	20	0	14	15	13
Belmont	L	16	38	16	10	13	15	4	4	14	37
Tennessee State	W	18	24	9	4	13	19	12	0	11	17
Murray State	L	30	40	11	6	15	23	4	8	23	9
Austin Peay	L	22	38	5	24	19	16	2	4	13	13
Morehead State	W	36	34	11	8	25	21	2	6	17	21
Eastern Kentucky	L	38	30	3	9	15	18	4	4	31	31
SIU Edwardsville	W	30	22	9	17	9	17	5	0	23	19
Eastern Illinois	W	26	30	10	6	21	13	12	5	29	0
Tennessee Tech	L	22	36	8	12	19	11	10	7	18	22
Jacksonville State	L	16	24	7	15	0	2	0	2	14	29
Murray State	L	34	36	14	14	8	18	2	2	2	16
Austin Peay	L	38	44	6	12	14	19	2	4	26	26
Morehead State	W	36	32	14	14	27	17	5	4	14	9
UT Martin	W	38	40	10	9	15	13	8	9	6	31
Eastern Illinois	W	14	12	11	2	18	14	6	2	16	17
SIU Edwardsville											
Eastern Kentucky											
UT Martin											

Southeast Missouri State REDHAWKS

2017-18 STATISTICS

Game-by-Game Leaders

Opponent	W/L	Score	Points	Rebounds	Assists	Blocks	Steals
Missouri Baptist	W	81-69	Mahoney - 21	Laros - 9	Dalton - 7	Laros, Mahoney - 1	Brewer - 2
Louisiana Tech	L	95-96 ^{OT}	Mahoney - 25	Mahoney - 7	Dalton - 7	Simmons, Laros, Carpenter, Brewer - 1	Dalton - 2
Evansville	L	50-66	Vranes - 16	Vranes - 10	Dalton - 5	Brewer - 2	Dalton - 3
Cal State Northridge	W	74-59	Brewer - 20	Laros - 9	Dalton - 5	Laros, Brewer, Mahoney, Carpenter - 1	Simmons - 3
Montana State	L	82-88	Mahoney - 27	Carpenter - 8	Dalton - 6	Laros - 1	Dalton, Simmons, Vranes, Carpenter, Brewer - 1
North Carolina Central	L	70-77	Mahoney, Simmons - 15	Carpenter - 11	Dalton - 5	-	Simmons, Dalton - 2
Hannibal-LaGrange	W	83-59	Mahoney - 27	Gable - 10	Mahoney, Lewis, Simmons - 3	Vranes, Carpenter, Laros - 1	Dalton, Lewis - 2
North Carolina Central	W	86-77	Carpenter - 20	Carpenter - 6	Dalton - 5	Vranes - 2	Mahoney - 2
UMKC	W	91-87	Simmons - 18	Carpenter - 11	Dalton - 10	Carpenter - 3	Dalton - 2
Southern Illinois	W	75-69	Mahoney - 18	Vranes, Simmons - 6	Dalton - 4	-	Duffus - 3
Kansas State	L	71-89	Mahoney - 23	Vranes - 6	Dalton, Simmons - 4	-	Carpenter, Dalton, Brewer, Lewis - 1
Bradley	L	67-75	Mahoney - 17	Brewer - 7	Dalton - 3	-	Vranes, Dalton, Brewer - 1
Saint Louis	L	48-78	Mahoney - 12	Carpenter - 7	Dalton - 4	Carpenter - 1	Brewer - 2
Belmont	L	72-94	Brewer - 21	Mahoney - 8	Dalton - 6	-	Mahoney, Dalton - 2
Tennessee State	W	77-65	Mahoney - 22	Mahoney - 11	Dalton, Lewis - 4	Brewer - 3	Mahoney - 2
Murray State	L	73-89	Brewer - 19	Vranes - 10	Dalton - 4	-	Dalton, Simmons - 2
Austin Peay	L	71-76	Mahoney - 24	Vranes - 5	Dalton - 9	Brewer, Mahoney - 1	Brewer - 2
Morehead State	W	78-75	Mahoney - 22	Laros - 8	Dalton - 6	Mahoney, Laros - 1	Mahoney, Laros, Dalton, Brewer, Simmons - 1
Eastern Kentucky	L	86-91	Mahoney - 25	Mahoney - 9	Dalton - 5	Laros - 1	Brewer - 2
SIU Edwardsville	W	86-74	Mahoney - 36	Mahoney - 7	Dalton - 7	Carpenter - 1	Simmons - 3
Eastern Illinois	W	86-74	Simmons - 26	Brewer - 7	Dalton - 6	-	Dalton - 2
Tennessee Tech	L	65-76	Mahoney - 19	Carpenter - 5	Dalton - 6	Brewer - 1	Mahoney - 4
Jacksonville State	L	60-78	Mahoney - 17	Simmons, Brewer - 4	Lewis - 4	Brewer - 1	Dalton - 3
Murray State	L	75-87	Mahoney - 30	Mahoney	Dalton, Simmons - 2	Carpenter - 2	Mahoney - 3
Austin Peay	L	81-96	Mahoney - 20	Simmons - 7	Dalton - 6	Laros - 2	Brewer - 2
Morehead State	W	78-62	Carpenter - 20	Simmons - 9	Dalton - 5	Vranes, Laros - 1	Dalton - 3
UT Martin	W	81-77 ^{OT}	Mahoney - 27	Brewer - 10	Dalton - 10	-	Dalton - 3
Eastern Illinois	W	80-73	Brewer - 34	Mahoney - 10	Dalton - 7	-	Carpenter - 3
SIU Edwardsville							
Eastern Kentucky							
UT Martin							

Game-by-Game Starters

Opponent	W/L	Score	Guard	Guard	Guard	Forward	Center/Guard	First Man Off the Bench
Missouri Baptist	W	81-69	Dalton	Simmons	Kowalski	Mahoney	Laros, C	Brewer, 14 pts., 5 reb., 3 assists, 2 steals, 26 min.
Louisiana Tech	L	95-96 ^{OT}	Dalton	Simmons	Kowalski	Mahoney	Laros, C	Brewer, 20 pts., 6 reb., 1 assist, 1 block, 1 steal, 31 min.
Evansville	L	50-66	Dalton	Simmons	Kowalski	Mahoney	Laros, C	Carpenter, 2 pts., 1 reb., 1 block, 14 min.
Cal State Northridge	W	74-59	Brewer	Simmons	Kowalski	Mahoney	Laros, C	Carpenter, 9 pts., 5 reb., 13 min.
Montana State	L	82-88	Dalton	Simmons	Kowalski	Mahoney	Laros, C	Brewer, 9 pts., 2 reb., 25 min.
North Carolina Central	L	70-77	Dalton	Brewer	Mahoney	Vranes	Carpenter, C	Simmons, 15 pts., 4 reb., 26 min.
Hannibal-LaGrange	W	83-59	Dalton	Brewer	Mahoney	Vranes	Carpenter, C	Gable, 8 pts., 10 reb., 19 min.
North Carolina Central	W	86-77	Dalton	Brewer	Mahoney	Vranes	Carpenter, C	Simmons, 10 pts., 3 reb.
UMKC	W	91-87	Dalton	Brewer	Mahoney	Vranes	Carpenter, C	Simmons, 18 pts., 3 reb., 3 assists, 21 min.
Southern Illinois	W	75-69	Dalton	Brewer	Mahoney	Vranes	Simmons, G	Gable, 6 pts., 1 reb., 20 min.
Kansas State	L	71-89	Dalton	Brewer	Mahoney	Vranes	Carpenter, C	Simmons, 17 pts., 4 assists, 33 min.
Bradley	L	67-75	Dalton	Brewer	Mahoney	Vranes	Carpenter, C	Gable, 9 pts., 1 reb., 1 assist, 17 min.
Saint Louis	L	48-78	Dalton	Brewer	Mahoney	Vranes	Carpenter, C	Gable, 3 pts., 17 min.
Belmont	L	72-94	Dalton	Brewer	Simmons	Mahoney	Carpenter, C	Kowalski, 2 pts., 9 min.
Tennessee State	W	77-65	Dalton	Brewer	Mahoney	Vranes	Carpenter, C	Simmons, 6 pts., 1 reb., 12 min.
Murray State	L	73-89	Dalton	Brewer	Mahoney	Vranes	Carpenter, C	Simmons, 8 pts., 3 reb., 18 min.
Austin Peay	L	71-76	Dalton	Brewer	Mahoney	Vranes	Carpenter, C	Simmons, 11 pts., 2 reb., 22 min.
Morehead State	W	78-75	Dalton	Brewer	Lewis	Mahoney	Laros, C	Simmons, 15 pts., 3 reb., 29 min.
Eastern Kentucky	L	86-91	Dalton	Brewer	Lewis	Mahoney	Laros, C	Simmons, 22 pts., 3 reb., 1 assist, 1 steal, 28 min.
SIU Edwardsville	W	86-74	Dalton	Brewer	Mahoney	Vranes	Carpenter, C	Simmons, 7 pts., 3 reb., 3 steals, 24 min.
Eastern Illinois	W	86-74	Dalton	Brewer	Mahoney	Vranes	Carpenter, C	Simmons, 26 pts., 5 reb., 5 assists, 27 min.
Tennessee Tech	L	65-76	Dalton	Brewer	Mahoney	Vranes	Carpenter, C	Simmons, 13 pts., 23 min.
Jacksonville State	L	60-78	Dalton	Brewer	Mahoney	Vranes	Carpenter, C	Simmons, 9 pts., 4 reb., 24 min.
Murray State	L	75-87	Dalton	Brewer	Simmons	Mahoney	Carpenter, C	Laros, 2 pts., 3 reb., 19 min.
Austin Peay	L	81-96	Dalton	Brewer	Simmons	Mahoney	Carpenter, C	Laros, 10 pts., 3 reb., 2 blocks, 20 min.
Morehead State	W	78-62	Dalton	Brewer	Simmons	Mahoney	Carpenter, C	Lewis, 3 pts., 11 min.
UT Martin	W	81-77 ^{OT}	Dalton	Brewer	Simmons	Mahoney	Carpenter, C	Vranes, 3 pts., 2 reb., 11 min.
Eastern Illinois	W	80-73	Dalton	Brewer	Simmons	Mahoney	Carpenter, C	Laros, 3 reb., 11 min.
SIU Edwardsville								
Eastern Kentucky								
UT Martin								

Starting Lineup Combinations

Record	Guard	Guard	Guard	Forward/Guard	Center
1-3	Dalton	Simmons	Kowalski	Mahoney, F	Laros
1-0	Brewer	Simmons	Kowalski	Mahoney, F	Laros
6-8	Dalton	Brewer	Mahoney	Vranes, F	Carpenter
1-0	Dalton	Brewer	Mahoney	Simmons, G	Vranes
3-3	Dalton	Brewer	Simmons	Mahoney, F	Carpenter
1-1	Dalton	Brewer	Lewis	Mahoney, F	Laros

Southeast Missouri State REDHAWKS

2017-18 TEAM GAME-BY-GAME STATISTICS

	Score	FG-A	Pct.	3FG-A	Pct.	FT-A	Pct.	OFF	DEF	Total	E	A	TO	B	S
Southeast Missouri	W, 81-69	27-54	.500	8-20	.400	19-21	.905	8	21	29	18	17	13	2	7
Missouri Baptist		24-48	.500	8-23	.348	13-23	.565	11	19	30	16	10	18	4	3
Southeast Missouri	L, 95-96 ^{OT}	36-75	.480	9-25	.360	14-19	.737	13	24	37	20	20	9	4	6
Louisiana Tech		31-60	.517	6-21	.286	28-34	.824	7	30	37	17	16	9	8	1
Southeast Missouri	L, 50-66	19-48	.396	8-25	.320	4-8	.500	5	26	31	24	9	18	5	5
Evansville		18-45	.400	8-18	.444	22-27	.815	4	24	28	14	12	10	2	5
Southeast Missouri	W, 74-59	28-61	.459	10-24	.417	8-11	.727	9	30	39	16	17	10	4	7
Cal State Northridge		21-62	.339	5-19	.263	12-17	.706	12	24	36	11	9	9	3	5
Southeast Missouri	L, 82-88	29-51	.569	4-15	.267	20-26	.769	8	23	31	26	11	15	1	5
Montana State		27-54	.500	8-20	.400	26-34	.765	9	17	26	24	12	11	2	6
Southeast Missouri	L, 70-77	22-63	.349	5-20	.250	21-27	.778	15	27	42	18	11	12	0	7
North Carolina Central		28-54	.519	7-19	.368	14-22	.636	4	30	34	22	12	12	4	7
Southeast Missouri	W, 83-59	31-63	.492	6-19	.316	15-21	.714	10	27	37	12	14	10	3	10
Hannibal-LaGrange		25-58	.431	4-18	.222	5-12	.417	9	24	33	19	13	18	6	5
Southeast Missouri	W, 86-77	31-55	.564	10-16	.625	14-22	.636	8	23	31	16	18	10	2	6
North Carolina Central		29-57	.509	5-15	.333	14-19	.737	8	22	30	20	17	13	2	2
Southeast Missouri	W, 91-87	28-58	.483	12-22	.545	23-30	.767	11	28	39	15	21	10	5	3
UMKC		31-72	.431	15-34	.441	10-14	.714	16	25	41	25	17	9	6	4
Southeast Missouri	W, 75-69	22-50	.440	12-26	.462	19-30	.633	7	27	34	20	9	11	0	8
Southern Illinois		25-63	.397	11-28	.393	8-15	.533	14	27	41	23	15	15	6	3
Southeast Missouri	L, 71-89	25-57	.439	11-25	.440	10-10	1.000	5	14	19	16	16	9	0	4
Kansas State		35-56	.625	11-23	.478	8-16	.500	10	27	37	9	25	11	4	5
Southeast Missouri	L, 67-75	21-55	.382	9-25	.360	16-22	.727	10	25	35	20	11	12	0	3
Bradley		25-53	.472	9-18	.500	16-23	.696	7	29	36	20	12	10	5	4
Southeast Missouri	L, 48-78	17-53	.321	5-21	.238	9-12	.750	11	17	28	11	10	11	1	3
Saint Louis		32-58	.552	8-20	.400	6-9	.667	11	26	37	13	17	9	6	6
Southeast Missouri	L, 72-94	24-59	.407	9-23	.391	15-23	.652	12	17	29	13	13	12	0	7
Belmont		36-60	.600	14-28	.500	8-10	.800	7	27	34	21	21	10	5	4
Southeast Missouri	W, 77-65	24-53	.453	12-35	.343	17-20	.850	10	29	39	15	15	14	4	5
Tennessee State		24-56	.429	8-22	.364	9-11	.818	5	22	27	20	8	10	2	7
Southeast Missouri	L, 73-89	25-55	.455	8-21	.381	15-20	.750	10	21	31	22	13	15	0	5
Murray State		29-54	.537	8-17	.471	23-30	.767	8	23	31	19	12	12	3	9
Southeast Missouri	L, 71-76	24-51	.471	11-24	.458	12-17	.706	7	16	23	21	14	12	2	4
Austin Peay		28-62	.452	6-25	.240	14-20	.700	22	22	44	15	13	13	0	4
Southeast Missouri	W, 78-75	26-51	.510	8-29	.276	18-25	.720	8	22	30	19	11	13	2	5
Morehead State		28-58	.483	7-25	.280	12-17	.706	12	24	36	22	10	17	0	6
Southeast Missouri	L, 86-91	30-60	.500	11-28	.393	15-21	.714	9	28	37	17	14	16	1	6
Eastern Kentucky		29-64	.453	12-29	.414	21-22	.955	7	22	29	19	15	10	2	5
Southeast Missouri	W, 86-74	26-55	.473	11-24	.458	23-29	.793	10	25	35	17	16	11	1	7
SIU Edwardsville		25-63	.397	10-33	.303	14-23	.609	14	24	38	21	16	10	5	4
Southeast Missouri	W, 86-74	27-56	.482	12-26	.462	20-22	.909	7	22	29	14	20	10	0	6
Eastern Illinois		27-58	.466	8-24	.333	12-18	.667	11	23	34	17	16	14	4	3
Southeast Missouri	L, 65-76	21-49	.429	10-26	.385	13-20	.650	4	19	23	15	11	11	1	8
Tennessee Tech		29-63	.460	8-25	.320	10-11	.909	16	27	43	15	18	15	5	6
Southeast Missouri	L, 60-78	18-47	.383	8-25	.320	16-23	.696	7	19	26	18	11	17	1	6
Jacksonville State		28-57	.491	7-21	.333	15-19	.789	14	25	39	21	19	15	3	8
Southeast Missouri	L, 75-87	28-68	.412	5-22	.227	14-19	.737	15	23	38	19	5	11	2	8
Murray State		30-58	.517	11-23	.478	16-24	.667	9	29	38	21	10	15	4	7
Southeast Missouri	L, 81-96	30-54	.556	8-21	.381	13-20	.650	6	21	27	18	13	14	4	3
Austin Peay		37-67	.552	11-19	.579	11-14	.786	11	23	34	21	23	10	4	2
Southeast Missouri	W, 78-62	28-53	.528	9-23	.391	13-19	.684	8	25	33	19	14	15	2	8
Morehead State		21-51	.412	5-22	.227	15-28	.536	12	21	33	16	7	17	4	4
Southeast Missouri	W, 81-77 ^{OT}	30-55	.545	10-27	.370	11-15	.733	8	22	30	14	15	17	0	7
UT Martin		31-59	.525	8-23	.348	7-12	.583	9	20	29	11	18	17	4	7
Southeast Missouri	W, 80-73	24-54	.444	13-22	.591	19-28	.679	7	27	34	19	14	9	0	9
Eastern Illinois		23-51	.451	9-20	.450	18-25	.720	4	28	32	19	9	12	5	4
Southeast Missouri															
SIU Edwardsville															
Southeast Missouri															
Eastern Kentucky															
Southeast Missouri															
UT Martin															

Southeast Missouri State REDHAWKS

MISCELLANEOUS STATISTICS

GAME-BY-GAME LEADERS SUMMARY (# OF GAMES)

Points

Denzel Mahoney.....	19
Ledarius Brewer.....	4
Daniel Simmons.....	3
Justin Carpenter.....	2
Milos Vranes.....	1

Rebounds

Denzel Mahoney.....	7
Justin Carpenter.....	6
Milos Vranes.....	5
Daniel Simmons.....	4
Ledarius Brewer.....	4
Mark Laros.....	3
Isaiah Gable.....	1

Assists

Jonathan Dalton.....	26
Donnie Lewis.....	3
Daniel Simmons.....	3
Denzel Mahoney.....	1

Blocks

Mark Laros.....	9
Justin Carpenter.....	7
Ledarius Brewer.....	6
Denzel Mahoney.....	5
Milos Vranes.....	3

Steals

Jonathan Dalton.....	15
Ledarius Brewer.....	9
Daniel Simmons.....	6
Denzel Mahoney.....	5
Justin Carpenter.....	3
Donnie Lewis.....	2
Milos Vranes.....	2
Dondre Duffus.....	1
Mark Laros.....	1

Dunks (# for 2017-18 Season)

Ledarius Brewer.....	10
Mark Laros.....	3
Justin Carpenter.....	3

Games Played/Started

	2017-18	Career
Denzel Mahoney	28/28	61/61
Daniel Simmons	28/12	60/12
Milos Vranes	27/15	58/15
Jonathan Dalton	28/27	58/28
Ledarius Brewer	28/24	28/24
Donnie Lewis	28/1	28/1
Justin Carpenter	27/20	27/20
Ray Kowalski	24/5	24/5
Mark Laros	24/7	24/7
Isaiah Gable	13/0	13/0
Dondre Duffus	3/0	8/3

CAREER LEDGER

Double-Digit Point Games

	2017-18	Career
Denzel Mahoney.....	26	53
Daniel Simmons.....	18	23
Ledarius Brewer.....	19	19
Milos Vranes.....	6	13
Justin Carpenter.....	11	11
Jonathan Dalton.....	5	5
Ray Kowalski.....	5	5
Dondre Duffus.....	-	2
Mark Laros.....	2	2

Double-Digit Rebound Games

	2017-18	Career
Justin Carpenter.....	2	2
Milos Vranes.....	2	2
Denzel Mahoney.....	2	2
Isaiah Gable.....	1	1
Ledarius Brewer.....	1	1

20+ Point Games

	2017-18	Career
Denzel Mahoney.....	13	23
Justin Carpenter.....	3	3
Ledarius Brewer.....	3	3
Daniel Simmons.....	2	2

8+ Rebound Games

	2017-18	Career
Denzel Mahoney.....	5	6
Justin Carpenter.....	3	3
Mark Laros.....	3	3
Milos Vranes.....	2	2
Isaiah Gable.....	1	1
Daniel Simmons.....	1	1
Ledarius Brewer.....	1	1

5+ Assist Games

	2017-18	Career
Jonathan Dalton.....	18	18
Daniel Simmons.....	1	2
Denzel Mahoney.....	-	1

3+ Steal Games

	2017-18	Career
Jonathan Dalton.....	5	5
Daniel Simmons.....	2	3
Denzel Mahoney.....	2	3
Dondre Duffus.....	-	2
Milos Vranes.....	-	2
Justin Carpenter.....	1	1

Double-Doubles


	2017-18	Career
Justin Carpenter.....	2	2
Milos Vranes.....	2	2
Denzel Mahoney.....	2	2
Ledarius Brewer.....	1	1

SOUTHEAST MISSOURI'S 2017-18 RECORD:

At Home.....	6-6
On the Road.....	6-8
At Neutral Sites.....	1-1
In Ohio Valley Conference Games.....	7-8
In November.....	4-4
In December.....	3-4
In January.....	3-5
In February.....	3-2
In March.....	0-0
Leading at the Half.....	9-1
Trailing at the Half.....	3-13
Tied at the Half.....	1-1
In Overtime Games.....	1-1
The Redhawks Score First.....	2-4
In 1-4 Point Games.....	3-1
In 5-9 Point Games.....	3-5
In 10-14 Point Games.....	4-2
In 15+ Point Games.....	3-7
Leading with Five Minutes Left in Regulation.....	12-0
Trailing with Five Minutes Left in Regulation.....	1-15
Tied with Five Minutes Left in Regulation.....	0-0
Scoring Less than 50 Points.....	0-1
Scoring 50-59 Points.....	0-1
Scoring 60-69 Points.....	0-3
Scoring 70-79 Points.....	5-6
Scoring 80-89 Points.....	7-3
Scoring 90-99 Points.....	1-1
Scoring 100 or more Points.....	0-0
Giving up Less Than 50 Points.....	0-0
Giving up 50-59 Points.....	3-0
Giving up 60-69 Points.....	3-1
Giving up 70-79 Points.....	6-6
Giving up 80-89 Points.....	1-4
Giving up 90-99 Points.....	0-4
Giving up 100 or more Points.....	0-0
Shooting 50% or Better from the Field.....	5-3
Shooting Less Than 50% from the Field.....	8-12
Opponent Shoots 50% or Better from the Field.....	4-9
Opponent Shoots Less Than 50% from the Field.....	9-6
Outshooting Opponent.....	10-4
Outshot by Opponent.....	2-11
Field Goal Percentage is Tied.....	1-0
Shooting 50% or Better from 3-Point Range.....	3-0
Shooting Less Than 50% from 3-Point Range.....	10-15
Opponent Shoots 50% or Better from 3-Point Range.....	0-4
Opponent Shoots Less Than 50% from 3-Point Range.....	13-11
Shooting 50% or Better from the Free Throw Line.....	13-15
Shooting Less Than 50% from the Free Throw Line.....	0-0
Opponent Shoots 50% or Better from the Free Throw Line.....	12-15
Opponent Shoots Less Than 50% from the Free Throw Line.....	1-0
Shooting More Free Throws Than Opponent.....	11-6
Shooting Less Free Throws Than Opponent.....	2-9
Free Throws are Tied.....	0-0
Southeast's Starters Outscore Opponent's Starters.....	10-2
Opponent's Starters Outscore Southeast's Starters.....	3-13
Starter Scoring is Tied.....	0-1
Bench Outscores Opponent.....	5-5
Opponent Bench Outscores Southeast.....	8-7
Bench Scoring is Tied.....	0-3
Bench Contributes Double Figures in Points.....	12-14
No Redhawk Players Score Double Figures.....	0-0
Two Redhawk Players Score Double Figures.....	1-1
3+ Redhawk Players Score Double Figures.....	12-13
Outrebounding an Opponent.....	6-4
Opponent Outrebounds Southeast.....	6-8
Rebounds are Tied.....	1-3
Getting 10+ Assists.....	12-12
Getting 10+ Steals.....	1-1
Getting 5+ Blocks.....	1-1
Forcing more Turnovers than Opponent.....	8-4
Committing more Turnovers than Opponent.....	4-9
Turnovers are Tied.....	1-2

Southeast Missouri State REDHAWKS

PLAYER PROFILES



LEDARRIUS BREWER

Guard

6-5 / 200 / Freshman (1)

Meridian, Miss.

Meridian

25

2017-18: Named to the Mayan Division Cancun Challenge All-Tournament Team...Averages 14 points per game as Southeast's second-leading scorer...Came off the bench to score 14 points as one of four Redhawks in double figures vs. Missouri Baptist (11/10) and followed that up with 20 points at Louisiana Tech (11/13)...Dropped in 20 points in his first career start vs. Cal State Northridge (11/21)...Leads the team with 61 three-pointers made...Made at least one 3-pointer in all but three games...Drained a season-high seven 3-pointers and scored 34 points vs. Eastern Illinois (2/15)...Knocked down three 3-pointers and scored 19 points at Murray State (1/4)...Ranks 14th in the Ohio Valley Conference in scoring, seventh in 3-point field goals made and 22nd in minutes played (29.1 mpg)...Started 24 of the last 25 games, including the last 23 in a row...Scored double figures on 21 occasions...Pitched in 10 or more points in 14 of his last 16 starts...Scored double figures in nine-straight games from Dec. 28-Jan. 25...Ranks eighth in the OVC with 16.1 points per game in league play and scored double figures in all but one of his conference starts...Recorded the first double-double of his career with 19 points and 10 rebounds at UT Martin (2/10).

Prep: Averaged 15 points and seven rebounds per game, leading Meridian High School to a 30-2 record and 6A state title as a senior...Notched three 28-point games as the Wildcats' top scorer...Three-year varsity starter who earned all-state, all-district and all-region honors, and was a Mississippi/Alabama All-Star...Selected All-Mississippi Dandy Dozen, Mississippi's most prestigious basketball list.

BREWER'S GAME-BY-GAME STATISTICS

2017-18	FG	3P	FT	O/D	REB	E	PTS	A	TO	B	S	M
Missouri Baptist	4-10	3-6	3-4	0/5	5	2	14	3	1	0	2	26
at Louisiana Tech	7-14	4-8	2-2	2/4	6	3	20	1	2	1	1	31
at Evansville	3-12	2-8	0-2	0/3	3	5	8	1	3	2	0	25
vs. CSUN*	6-15	4-8	4-5	0/2	2	1	20	3	1	1	1	32
vs. Montana State	4-8	1-5	0-0	0/2	2	5	9	0	3	0	1	25
N.C. Central*	3-12	1-4	2-2	1/1	2	4	9	0	2	0	1	28
Hannibal-LaGrange*	6-9	2-3	1-2	0/3	3	1	15	2	2	0	1	26
at N.C. Central*	5-13	1-4	1-3	1/3	4	1	12	3	1	0	1	32
UMKC*	4-11	1-4	0-0	1/0	1	2	9	1	0	1	0	16
at Southern Illinois*	4-8	2-4	3-3	0/3	3	1	13	2	0	0	1	25
at Kansas State*	0-5	0-2	0-0	0/4	4	2	0	2	0	0	1	22
Bradley*	4-9	3-6	2-2	0/7	7	4	13	2	4	0	1	31
at Saint Louis*	4-12	0-2	0-0	1/1	2	1	8	1	2	0	2	23
Belmont*	7-11	6-9	1-2	0/0	0	3	21	1	2	0	0	22
Tennessee State*	7-18	2-12	0-1	0/6	6	1	16	1	0	3	1	30
at Murray State*	7-13	3-8	2-3	1/2	3	2	19	1	0	0	0	33
at Austin Peay*	5-15	4-9	4-6	0/1	1	2	18	1	1	1	2	38
Morehead State*	4-8	2-6	6-7	0/3	3	3	16	1	2	0	1	33
Eastern Kentucky*	4-12	4-10	1-2	0/5	5	1	13	1	3	0	2	34
at SIU Edwardsville*	3-14	1-7	4-5	1/5	6	0	11	0	1	0	1	29
at Eastern Illinois*	3-10	0-3	6-6	1/6	7	3	12	1	1	0	1	32
at Tennessee Tech*	3-11	1-7	6-6	1/1	2	0	13	0	2	1	0	29
at Jacksonville State*	4-8	1-5	0-0	0/4	4	2	9	1	2	1	1	30
Murray State*	7-13	1-6	3-4	1/6	7	5	18	1	2	0	0	32
Austin Peay*	4-7	3-6	0-0	0/3	3	1	11	2	2	1	2	29
at Morehead State*	5-14	2-6	0-0	0/3	3	1	12	1	0	0	2	32
at UT Martin*	7-14	0-7	5-6	1/9	10	1	19	2	5	0	1	36
Eastern Illinois*	11-18	7-10	5-11	1/0	1	2	34	0	4	0	1	33
SIU Edwardsville at Eastern Kentucky UT Martin												

* - Game Started

2017-18 SEASON/CAREER-HIGHS


Points	34	vs. Eastern Illinois (2/17/18)
Total Rebounds	10	at UT Martin (2/10/18)
Offensive	2	at Louisiana Tech (11/13/17)
Defensive	9	at UT Martin (2/10/18)
FG Made	11	vs. Eastern Illinois (2/17/18)
FG Attempted	18	2x, last vs. Eastern Illinois (2/17/18)
3-Point FG Made	7	vs. Eastern Illinois (2/17/18)
3-Point FG Attempted	12	vs. Tennessee State (12/31/17)
FT Made	6	3x, last at Tennessee Tech (1/25/18)
FT Attempted	11	vs. Eastern Illinois (2/17/18)
Assists	3	3x, last at N.C. Central (12/2/17)
Blocks	3	vs. Tennessee State (12/31/17)
Steals	2	5x, last at Morehead State (2/8/18)
Minutes	38	at Austin Peay (1/6/18)

CAREER STATISTICS AT SOUTHEAST MISSOURI

Overall																					
Season	G-GS	Min	Avg	FG-FGA	Pct	3FG-3FGA	Pct	FT-FTA	Pct	Off	Def	Tot	Avg	PF	FO	A	TO	Blk	Stl	Pts	Avg
2017-18	28-24	814	29.1	135-324	.417	61-175	.349	61-84	.726	13	92	105	3.8	59	3	35	48	12	28	392	14.0
Ohio Valley Conference Games Only																					
Season	G-GS	Min	Avg	FG-FGA	Pct	3FG-3FGA	Pct	FT-FTA	Pct	Off	Def	Tot	Avg	PF	FO	A	TO	Blk	Stl	Pts	Avg
2017-18	15-15	472	31.5	81-186	.435	37-111	.333	43-59	.729	7	54	61	4.1	27	1	14	27	7	15	242	16.1

Southeast Missouri State REDHAWKS

PLAYER PROFILES



JUSTIN CARPENTER

Forward

6-9 / 230 / Freshman (1)

Mt. Carmel, Ill.

Mt. Carmel

20

2017-18: Did not play in the second half vs. Austin Peay (2/3)...Left that game with a concussion...Missed the Southern Illinois (12/9) game due to a concussion...Scored double figures for the first time in his college career when he came off the bench to drop in 17 points and pull down six rebounds in 32 minutes at Louisiana Tech (11/13)...Put up 10 of his points in the first half...Averages 8.6 points and 4.7 rebounds per game...Ranks second on the team in rebounding and is second in field goal percentage (.520)...Missed Southeast's two exhibition games with a knee injury and returned for the Redhawks season-opener vs. Missouri Baptist (11/10)...Ranks 10th in the Ohio Valley Conference in field goal percentage and 12th in offensive rebounds (2.0 rpg)...Turned in a double-double 14 points and 11 rebounds in his first career start vs. N.C. Central (11/26)...Notched 20 points and pulled down six rebounds at N.C. Central (12/2)...Picked up his team-high second double-double with 14 points and 11 boards vs. UMKC (12/6)...Scored double figures in 10 games and started 19 contests...Scored 20 points to lead the Redhawks at Morehead State (2/8), his second 20-point effort.

Prep: Honorable mention Class 2A All-State pick as a senior at Mt. Carmel High School...Averaged 18.1 points and 8.3 rebounds per game leading Mt. Carmel to an Illinois Class 2A regional title as a junior...All-Conference selection...Achieved success with the Pocket City non-scholastic basketball program.

CARPENTER'S GAME-BY-GAME STATISTICS

2017-18	FG	3P	FT	O/D	REB	E	PTS	A	TO	B	S	M
Missouri Baptist	2-2	0-0	0-0	0/2	2	1	4	2	1	0	1	10
at Louisiana Tech	7-9	0-1	3-5	2/4	6	3	17	0	0	1	0	32
at Evansville	1-4	0-1	0-0	0/1	1	3	2	0	3	1	0	14
vs. CSUN	4-5	1-1	0-0	2/3	5	3	9	0	1	1	0	9
vs. Montana State	3-6	0-1	3-4	4/4	8	4	9	1	2	0	1	25
N.C. Central*	5-10	1-2	3-5	4/7	11	3	14	1	0	0	1	27
Hannibal-LaGrange*	2-4	0-0	2-2	0/4	4	3	6	0	2	1	1	20
at N.C. Central*	8-8	1-1	3-3	1/5	6	3	20	3	1	0	1	26
UMKC*	5-12	0-1	4-6	5/6	11	0	14	2	1	3	1	25
at Southern Illinois	DNP	-	-	-	-	-	-	-	-	-	-	-
at Kansas State*	6-13	0-3	1-1	3/1	4	0	13	2	1	0	1	27
Bradley*	3-5	0-0	0-2	2/1	3	4	6	0	2	0	0	17
at Saint Louis*	0-5	0-1	4-4	2/5	7	1	4	1	0	1	0	18
Belmont*	2-7	0-1	0-0	2/0	2	2	4	0	0	0	0	19
Tennessee State*	5-8	2-3	2-2	0/2	2	4	14	1	1	1	0	25
at Murray State*	2-6	0-1	1-2	1/3	4	2	5	1	3	0	0	29
at Austin Peay*	1-3	0-0	0-0	1/1	2	3	2	1	2	0	1	15
Morehead State	0-1	0-1	2-2	2/2	4	3	2	0	3	0	0	13
Eastern Kentucky	2-5	0-0	0-1	3/4	7	4	4	0	1	0	1	22
at SIU Edwardsville*	2-6	0-1	1-2	1/2	3	3	5	0	1	1	0	17
at Eastern Illinois*	10-16	1-1	3-4	3/1	4	2	24	1	0	0	1	30
at Tennessee Tech*	1-5	0-2	1-2	1/4	5	3	3	0	0	0	0	19
at Jacksonville State*	4-8	0-0	4-6	2/1	3	3	12	1	2	0	0	23
Murray State*	1-3	0-0	0-2	4/1	5	2	2	0	2	2	0	21
Austin Peay*	0-1	0-0	0-0	0/0	0	1	0	0	0	0	0	5
at Morehead State*	8-10	0-0	4-8	4/2	6	2	20	1	3	0	0	27
at UT Martin*	5-6	0-0	0-2	4/2	6	4	10	0	0	0	0	37
Eastern Illinois*	1-5	0-0	4-4	1/6	7	3	6	1	1	0	3	29
SIU Edwardsville												
at Eastern Kentucky												
UT Martin												

* - Game Started

2017-18 SEASON/CAREER-HIGHS


Points	24	at Eastern Illinois (1/20/18)
Total Rebounds	11	2x, last vs. UMKC (12/6/17)
Offensive	5	vs. UMKC (12/6/17)
Defensive	7	vs. N.C. Central (11/26/17)
FG Made	10	at Eastern Illinois (1/20/18)
FG Attempted	16	at Eastern Illinois (1/20/18)
3-Point FG Made	2	vs. Tennessee State (12/31/17)
3-Point FG Attempted	3	2x, last vs. Tennessee State (12/31/17)
FT Made	4	5x, last vs. Eastern Illinois (2/17/18)
FT Attempted	8	at Morehead State (2/8/18)
Assists	3	at N.C. Central (12/2/17)
Blocks	3	vs. UMKC (12/6/17)
Steals	3	vs. Eastern Illinois (2/17/18)
Minutes	37	at UT Martin (2/10/18)

CAREER STATISTICS AT SOUTHEAST MISSOURI

Overall																					
Season	G-GS	Min	Avg	FG-FGA	Pct	3FG-3FGA	Pct	FT-FTA	Pct	Off	Def	Tot	Avg	PF	FO	A	TO	Blk	Stl	Pts	Avg
2017-18	27-20	585	21.7	90-173	.520	6-22	.273	45-69	.652	54	74	128	4.7	69	0	19	33	12	13	231	8.6
Ohio Valley Conference Games Only																					
Season	G-GS	Min	Avg	FG-FGA	Pct	3FG-3FGA	Pct	FT-FTA	Pct	Off	Def	Tot	Avg	PF	FO	A	TO	Blk	Stl	Pts	Avg
2017-18	15-13	331	22.1	44-90	.489	3-10	.300	22-37	.595	29	31	60	4.0	41	0	7	19	4	6	113	7.5

Southeast Missouri State REDHAWKS

PLAYER PROFILES



KHALIL CUFFEE

Guard
6-4 / 210 / Freshman (1)
Fairburn, Ga.
Langston Hughes

10

Outstanding shooter who also possesses the ability to shot fake and go make plays...Similar to Denzel Mahoney in that he comes into the Southeast program with a college ready body...Will redshirt the 2017-18 campaign.

Prep: Boasted a 14.2 points per game average as a senior at Langston Hughes High School...Averaged double figures in the scoring column each of his final three varsity seasons...Scored a career-best 18.5 points a game as a sophomore...Finished his prep career with 1,372 points, 195 three-pointers made, 261 rebounds, 136 assists, 72 steals and nine blocks... Played a total of 95 career games and shot 45 percent (470-of-1048) from the field...Left Langston Hughes as the school's all-time leading scorer... Played with the Georgia Stars AAU program.

CUFFEE'S GAME-BY-GAME STATISTICS

2017-18	FG	3P	FT	O/D	REB	E	PTS	A	TO	B	S	M
Missouri Baptist	DNP	-	-	-	-	-	-	-	-	-	-	-
at Louisiana Tech	DNP	-	-	-	-	-	-	-	-	-	-	-
at Evansville	DNP	-	-	-	-	-	-	-	-	-	-	-
vs. CSUN	DNP	-	-	-	-	-	-	-	-	-	-	-
vs. Montana State	DNP	-	-	-	-	-	-	-	-	-	-	-
N.C. Central	DNP	-	-	-	-	-	-	-	-	-	-	-
Hannibal-LaGrange	DNP	-	-	-	-	-	-	-	-	-	-	-
at N.C. Central	DNP	-	-	-	-	-	-	-	-	-	-	-
UMKC	DNP	-	-	-	-	-	-	-	-	-	-	-
at Southern Illinois	DNP	-	-	-	-	-	-	-	-	-	-	-
at Kansas State	DNP	-	-	-	-	-	-	-	-	-	-	-
Bradley	DNP	-	-	-	-	-	-	-	-	-	-	-
at Saint Louis	DNP	-	-	-	-	-	-	-	-	-	-	-
Belmont	DNP	-	-	-	-	-	-	-	-	-	-	-
Tennessee State	DNP	-	-	-	-	-	-	-	-	-	-	-
at Murray State	DNP	-	-	-	-	-	-	-	-	-	-	-
at Austin Peay	DNP	-	-	-	-	-	-	-	-	-	-	-
Morehead State	DNP	-	-	-	-	-	-	-	-	-	-	-
Eastern Kentucky	DNP	-	-	-	-	-	-	-	-	-	-	-
at SIU Edwardsville	DNP	-	-	-	-	-	-	-	-	-	-	-
at Eastern Illinois	DNP	-	-	-	-	-	-	-	-	-	-	-
at Tennessee Tech	DNP	-	-	-	-	-	-	-	-	-	-	-
at Jacksonville State	DNP	-	-	-	-	-	-	-	-	-	-	-
Murray State	DNP	-	-	-	-	-	-	-	-	-	-	-
Austin Peay	DNP	-	-	-	-	-	-	-	-	-	-	-
at Morehead State	DNP	-	-	-	-	-	-	-	-	-	-	-
at UT Martin	DNP	-	-	-	-	-	-	-	-	-	-	-
Eastern Illinois	DNP	-	-	-	-	-	-	-	-	-	-	-
SIU Edwardsville												
at Eastern Kentucky												
UT Martin												

* - Game Started

2017-18 SEASON/CAREER-HIGHS


Points	-
Total Rebounds	-
Offensive	-
Defensive	-
FG Made	-
FG Attempted.....	-
3-Point FG Made.....	-
3-Point FG Attempted.....	-
FT Made.....	-
FT Attempted.....	-
Assists	-
Blocks.....	-
Steals.....	-
Minutes	-

CAREER STATISTICS AT SOUTHEAST MISSOURI

	Overall																				
Season	G-GS	Min	Avg	FG-FGA	Pct	3FG-3FGA	Pct	FT-FTA	Pct	Off	Def	Tot	Avg	PF	FO	A	TO	Blk	Stl	Pts	Avg
2017-18																					
	Ohio Valley Conference Games Only																				
Season	G-GS	Min	Avg	FG-FGA	Pct	3FG-3FGA	Pct	FT-FTA	Pct	Off	Def	Tot	Avg	PF	FO	A	TO	Blk	Stl	Pts	Avg
2017-18																					

Southeast Missouri State REDHAWKS

PLAYER PROFILES



JONATHAN DALTON

Guard

5-10 / 155 / Junior (3)

New Orleans, La. / West Jefferson

Copiah-Lincoln CC

5

Is seven assists away from 200 in his career.

2017-18: Scored double figures in six games with a career-high 13 points vs. Eastern Kentucky (1/13)...Dished out a career-high 10 assists vs. UMKC (12/6) and at UT Martin (2/10)...Did not have a turnover in five of his starts...Averages 5.3 points and 2.1 rebounds a game...Leads the team and ranks third in the Ohio Valley Conference with 5.4 assists per game...Ranks third in the OVC with 152 total assists...Stands second in the OVC in assist/turnover ratio (2.7), ninth in steals (1.3 spg) and 13th in minutes played (32)...Had five or more assists in 17 games...Made a go-ahead 3-pointer with 5:36 left to play at Austin Peay (1/6)...Pitched in 10 points in a career-high 39 minutes vs. Morehead State (1/11)...Finished with a career-best 13 points vs. Eastern Kentucky (1/13)...Is one of five players in the OVC with over 100 assists.

DALTON'S GAME-BY-GAME STATISTICS

2017-18	FG	3P	FT	O/D	REB	E	PTS	A	TO	B	S	M
Missouri Baptist*	3-3	2-2	3-4	1/1	2	3	11	7	0	0	0	32
at Louisiana Tech*	1-2	0-0	0-0	0/1	1	1	2	7	4	0	2	35
at Evansville*	2-4	0-2	0-0	2/1	3	2	4	5	3	0	3	30
vs. CSUN	0-0	0-0	0-0	0/0	0	2	0	5	0	0	0	19
vs. Montana State*	3-4	1-1	5-6	0/2	2	3	12	6	5	0	1	35
N.C. Central*	1-3	0-1	3-4	0/3	3	4	5	5	1	0	2	29
Hannibal-LaGrange*	0-1	0-1	0-0	1/2	3	1	0	2	0	0	2	24
at N.C. Central*	1-2	0-1	1-2	2/1	3	2	3	5	3	0	1	33
UMKC*	0-2	0-0	3-4	1/1	2	2	3	10	2	0	2	34
at Southern Illinois*	0-1	0-1	4-6	0/0	0	1	4	4	0	0	0	34
at Kansas State*	2-4	1-2	0-0	0/2	2	1	5	4	3	0	1	29
Bradley*	1-3	0-1	0-0	2/2	4	2	2	3	1	0	1	37
at Saint Louis*	1-1	0-0	0-0	0/3	3	0	2	4	2	0	1	29
Belmont*	1-4	0-0	1-3	0/2	2	0	3	6	1	0	2	31
Tennessee State*	0-2	0-1	2-2	2/1	3	2	2	4	3	0	0	29
at Murray State*	1-3	0-0	0-0	0/0	0	5	2	4	2	0	2	27
at Austin Peay*	3-4	1-1	0-0	2/1	3	1	7	9	3	0	0	33
Morehead State*	4-9	1-6	1-2	0/2	2	1	10	6	3	0	1	39
Eastern Kentucky*	5-8	2-4	1-2	1/2	3	1	13	5	3	0	0	39
at SIU Edwardsville*	2-4	2-2	2-3	1/2	3	3	8	7	1	0	2	32
at Eastern Illinois*	2-8	2-6	4-4	0/2	2	2	10	6	1	0	2	37
at Tennessee Tech*	3-3	1-1	0-2	0/2	2	2	7	6	4	0	0	33
at Jacksonville State*	0-1	0-1	5-7	1/0	1	0	5	2	4	0	3	32
Murray State*	4-6	1-2	1-2	1/2	3	3	10	2	2	0	2	26
Austin Peay*	1-2	0-1	4-6	0/0	0	1	6	6	1	0	0	31
at Morehead State*	2-3	1-2	0-0	0/1	1	3	5	5	3	0	3	31
at UT Martin*	2-5	0-3	0-0	1/3	4	3	4	10	1	0	3	44
Eastern Illinois*	1-6	0-1	0-1	1/2	3	3	2	7	0	0	0	31
SIU Edwardsville												
at Eastern Kentucky												
UT Martin												

* - Game Started

2017-18 SEASON-HIGHS

Points.....	13	vs. Eastern Kentucky (1/13/18)
Total Rebounds.....	4	2x, last at UT Martin (2/10/18)
Offensive.....	2	5x, last at Austin Peay (1/6/18)
Defensive.....	3	3x, last at UT Martin (2/10/18)
FG Made.....	5	vs. Eastern Kentucky (1/13/18)
FG Attempted.....	9	vs. Morehead State (1/11/18)
3-Point FG Made.....	2	4x, last at Eastern Illinois (1/20/18)
3-Point FG Attempted.....	6	2x, last at Eastern Illinois (1/20/18)
FT Made.....	5	2x, last at Jacksonville State (1/27/18)
FT Attempted.....	7	at Jacksonville State (1/27/18)
Assists.....	10	2x, last at UT Martin (2/10/18)
Blocks.....	-	-
Steals.....	3	4x, last at UT Martin (2/10/18)
Minutes.....	44	at UT Martin (2/10/18)

SAINT-HIGHS


Points.....	13	vs. Eastern Kentucky (1/13/18)
Total Rebounds.....	4	3x, last at UT Martin (2/10/18)
Offensive.....	2	6x, last at Austin Peay (1/6/18)
Defensive.....	3	3x, last at UT Martin (2/10/18)
FG Made.....	5	vs. Eastern Kentucky (1/13/18)
FG Attempted.....	10	at Bradley (11/18/16)
3-Point FG Made.....	2	4x, last at Eastern Illinois (1/20/18)
3-Point FG Attempted.....	6	2x, last at Eastern Illinois (1/20/18)
FT Made.....	5	2x, last at Jacksonville State (1/27/18)
FT Attempted.....	7	at Jacksonville State (1/27/18)
Assists.....	10	2x, last at UT Martin (2/10/18)
Blocks.....	-	-
Steals.....	3	3x, last at UT Martin (2/10/18)
Minutes.....	44	at UT Martin (2/10/18)

CAREER STATISTICS AT SOUTHEAST MISSOURI

Overall																					
Season	G-GS	Min	Avg	FG-FGA	Pct	3FG-3FGA	Pct	FT-FTA	Pct	Off	Def	Tot	Avg	PF	EQ	A	TO	Blk	Stl	Pts	Avg
2016-17	30-1	388	12.9	20-60	.333	5-21	.238	9-14	.643	6	19	25	0.8	34	0	41	32	0	11	54	1.8
2017-18	28-27	895	32.0	46-98	.469	15-43	.349	40-60	.667	19	41	60	2.1	54	1	152	56	0	36	147	5.3
Total	58-28	1283	22.1	66-158	.418	20-64	.313	49-74	.662	25	60	85	1.5	88	1	193	88	0	47	201	3.5
Ohio Valley Conference Games Only																					
Season	G-GS	Min	Avg	FG-FGA	Pct	3FG-3FGA	Pct	FT-FTA	Pct	Off	Def	Tot	Avg	PF	EQ	A	TO	Blk	Stl	Pts	Avg
2016-17	16-1	201	12.6	10-21	.476	4-9	.444	4-6	.667	1	9	10	0.6	17	0	20	18	0	6	28	1.8
2017-18	15-15	495	33.0	31-68	.456	11-31	.355	21-34	.618	10	22	32	2.1	30	1	85	32	0	20	94	6.3
Total	31-16	696	22.5	41-89	.461	15-40	.375	25-40	.625	11	31	42	1.4	47	1	105	50	0	26	122	3.9

Southeast Missouri State REDHAWKS

PLAYER PROFILES



DONDRE DUFFUS

Guard

6-3 / 183 / Junior (4)

Palm Beach, Fla. / Boyd Anderson

St. Petersburg College

1

2017-18: Missed the first three weeks of the season due to a medical procedure he underwent on Nov. 7...Was cleared to play on Nov. 27...Scored six points in 10 minutes during his first action of the season vs. UMKC (12/6)...It was the first game he played since Nov. 22, 2016...Came off the bench to score eight points, grab five rebounds and get three steals in 17 minutes at Southern Illinois (12/9)...Averages 5.7 points and 1.7 rebounds per game in three appearances off the bench...Is currently out with a blood clot.

DUFFUS' GAME-BY-GAME STATISTICS

2017-18	FG	3P	FT	O/D	REB	E	PTS	A	TO	B	S	M
Missouri Baptist	DNP	-	-	-	-	-	-	-	-	-	-	-
at Louisiana Tech	DNP	-	-	-	-	-	-	-	-	-	-	-
at Evansville	DNP	-	-	-	-	-	-	-	-	-	-	-
vs. CSUN	DNP	-	-	-	-	-	-	-	-	-	-	-
vs. Montana State	DNP	-	-	-	-	-	-	-	-	-	-	-
N.C. Central	DNP	-	-	-	-	-	-	-	-	-	-	-
Hannibal-LaGrange	DNP	-	-	-	-	-	-	-	-	-	-	-
at N.C. Central	DNP	-	-	-	-	-	-	-	-	-	-	-
UMKC	2-5	0-1	2-2	0/0	0	1	6	2	0	0	0	10
at Southern Illinois	2-2	1-1	3-4	0/5	5	4	8	0	4	0	3	17
at Kansas State	1-3	1-1	0-0	0/0	0	4	3	1	2	0	0	16
Bradley	DNP	-	-	-	-	-	-	-	-	-	-	-
at Saint Louis	DNP	-	-	-	-	-	-	-	-	-	-	-
Belmont	DNP	-	-	-	-	-	-	-	-	-	-	-
Tennessee State	DNP	-	-	-	-	-	-	-	-	-	-	-
at Murray State	DNP	-	-	-	-	-	-	-	-	-	-	-
at Austin Peay	DNP	-	-	-	-	-	-	-	-	-	-	-
Morehead State	DNP	-	-	-	-	-	-	-	-	-	-	-
Eastern Kentucky	DNP	-	-	-	-	-	-	-	-	-	-	-
at SIU Edwardsville	DNP	-	-	-	-	-	-	-	-	-	-	-
at Eastern Illinois	DNP	-	-	-	-	-	-	-	-	-	-	-
at Tennessee Tech	DNP	-	-	-	-	-	-	-	-	-	-	-
at Jacksonville State	DNP	-	-	-	-	-	-	-	-	-	-	-
Murray State	DNP	-	-	-	-	-	-	-	-	-	-	-
Austin Peay	DNP	-	-	-	-	-	-	-	-	-	-	-
at Morehead State	DNP	-	-	-	-	-	-	-	-	-	-	-
at UT Martin	DNP	-	-	-	-	-	-	-	-	-	-	-
Eastern Illinois	DNP	-	-	-	-	-	-	-	-	-	-	-
SIU Edwardsville												
at Eastern Kentucky												
UT Martin												

* - Game Started

2017-18 SEASON-HIGHS

Points	8	at Southern Illinois (12/9/17)
Total Rebounds	5	at Southern Illinois (12/9/17)
Offensive	-	-
Defensive	5	at Southern Illinois (12/9/17)
FG Made	2	2x, last at Southern Illinois (12/9/17)
FG Attempted	5	vs. UMKC (12/6/17)
3-Point FG Made	1	2x, last at Kansas State (12/16/17)
3-Point FG Attempted	1	3x, last at Kansas State (12/16/17)
FT Made	3	at Southern Illinois (12/9/17)
FT Attempted	4	at Southern Illinois (12/9/17)
Assists	2	vs. UMKC (12/6/17)
Blocks	-	-
Steals	3	at Southern Illinois (12/9/17)
Minutes	17	at Southern Illinois (12/9/17)

CAREER-HIGHS


Points	12	vs. Hannibal-LaGrange (11/13/16)
Total Rebounds	5	at Southern Illinois (12/9/17)
Offensive	1	2x, last at Western Illinois (11/16/16)
Defensive	5	at Southern Illinois (12/9/17)
FG Made	5	2x, last at Bradley (11/18/16)
FG Attempted	7	2x, last at Bradley (11/18/16)
3-Point FG Made	1	2x, last at Kansas State (12/16/17)
3-Point FG Attempted	1	3x, last at Kansas State (12/16/17)
FT Made	4	at Western Illinois (11/16/16)
FT Attempted	6	at Western Illinois (11/16/16)
Assists	3	2x, last vs. Hannibal-LaGrange (11/13/16)
Blocks	1	2x, last vs. Bradley (11/18/16)
Steals	4	vs. Hannibal-LaGrange (11/13/16)
Minutes	22	at Bradley (11/18/16)

CAREER STATISTICS AT SOUTHEAST MISSOURI

Overall																					
Season	G-GS	Min	Avg	FG-FGA	Pct	3FG-3FGA	Pct	FT-FTA	Pct	Off	Def	Tot	Avg	PF	FO	A	TO	Blk	Stl	Pts	Avg
2016-17	5-3	103	20.6	13-27	.481	0-1	.000	8-10	.800	2	9	11	2.2	9	0	6	7	2	7	34	6.8
2017-18	3-0	43	14.3	5-10	.500	2-3	.667	5-6	.833	0	5	5	1.7	9	0	3	6	0	3	17	5.7
Total	8-3	146	18.3	18-37	.486	2-4	.500	13-16	.813	2	14	16	2.0	18	0	9	13	2	10	51	6.4
Ohio Valley Conference Games Only																					
Season	G-GS	Min	Avg	FG-FGA	Pct	3FG-3FGA	Pct	FT-FTA	Pct	Off	Def	Tot	Avg	PF	FO	A	TO	Blk	Stl	Pts	Avg
2017-18																					

Southeast Missouri State REDHAWKS

PLAYER PROFILES



ISAIAH GABLE

Forward

6-7 / 195 / Freshman (1)

Greenville, Ohio

Greenville

13

2017-18: Missed the last 13 games with a fracture in his right foot... Appeared in his first NCAA Division I game vs. Missouri Baptist (11/10)...Saw action in 12 games off the bench...Averages 4.5 points and 1.6 rebounds a game...Scored a season-high nine points on a perfect 3-of-3 three-pointers in 12 minutes at N.C. Central (12/2)...Dropped in eight points and grabbed 10 rebounds in a season-high 19 minutes vs. Hannibal-LaGrange (11/28)... Matched a season-best nine points and three 3-pointers made vs. Bradley (12/20)...Scored eight points off the bench in his Ohio Valley Conference debut vs. Belmont (12/28).

Prep: Averaged 21.2 points, 7.4 rebounds and 3.1 assists as Greenville High School's top scorer as a senior...Garnered First-Team Great Western Ohio Conference honors and was a Third-Team Southwest Ohio All-District selection...Earned Division I Academic All-Ohio accolades...Four-year letterman who finished his prep career with 136 three-pointers, most in Greenville High School history...Accumulated a total of 1,184 points which were good for third-most on the school's all-time scoring list.

GABLE'S GAME-BY-GAME STATISTICS

2017-18	FG	3P	FT	O/D	REB	E	PTS	A	TO	B	S	M
Missouri Baptist	1-3	0-2	0-0	0/0	0	2	2	1	1	0	0	11
at Louisiana Tech	DNP	-	-	-	-	-	-	-	-	-	-	-
at Evansville	1-3	0-1	0-0	0/2	2	1	2	1	0	0	0	13
vs. CSUN	0-2	0-2	1-2	0/2	2	1	1	1	1	0	0	10
vs. Montana State	DNP	-	-	-	-	-	-	-	-	-	-	-
N.C. Central	0-0	0-0	0-0	0/0	0	0	0	0	0	0	0	0+
Hannibal-LaGrange	2-4	1-3	3-4	0/10	10	2	8	0	2	0	0	19
at N.C. Central	3-3	3-3	0-0	0/0	0	1	9	0	0	0	0	12
UMKC	1-2	1-1	0-0	0/0	0	0	3	0	0	0	0	9
at Southern Illinois	2-6	2-5	0-1	0/1	1	1	6	0	0	0	0	20
at Kansas State	1-4	0-2	0-0	0/0	0	2	2	0	0	0	0	12
Bradley	3-5	3-4	0-0	0/1	1	2	9	1	0	0	0	17
at Saint Louis	1-6	1-4	0-0	0/1	1	2	3	0	2	0	0	17
Belmont	2-6	1-3	3-4	1/3	4	2	8	0	0	0	0	23
Tennessee State	2-5	1-4	0-0	0/0	0	0	5	1	0	0	0	9
at Murray State	DNP	-	-	-	-	-	-	-	-	-	-	-
at Austin Peay	DNP	-	-	-	-	-	-	-	-	-	-	-
Morehead State	DNP	-	-	-	-	-	-	-	-	-	-	-
Eastern Kentucky	DNP	-	-	-	-	-	-	-	-	-	-	-
at SIU Edwardsville	DNP	-	-	-	-	-	-	-	-	-	-	-
at Eastern Illinois	DNP	-	-	-	-	-	-	-	-	-	-	-
at Tennessee Tech	DNP	-	-	-	-	-	-	-	-	-	-	-
at Jacksonville State	DNP	-	-	-	-	-	-	-	-	-	-	-
Murray State	DNP	-	-	-	-	-	-	-	-	-	-	-
Austin Peay	DNP	-	-	-	-	-	-	-	-	-	-	-
at Morehead State	DNP	-	-	-	-	-	-	-	-	-	-	-
at UT Martin	DNP	-	-	-	-	-	-	-	-	-	-	-
Eastern Illinois	DNP	-	-	-	-	-	-	-	-	-	-	-
SIU Edwardsville												
at Eastern Kentucky												
UT Martin												

* - Game Started

2017-18 SEASON/CAREER-HIGHS


Points	9	2x, last vs. Bradley (12/20/17)
Total Rebounds	10	vs. Hannibal-LaGrange (11/28/17)
Offensive	1	vs. Belmont (12/28/17)
Defensive	10	vs. Hannibal-LaGrange (11/28/17)
FG Made	3	2x, last vs. Bradley (12/20/17)
FG Attempted.....	6	3x, last vs. Belmont (12/28/17)
3-Point FG Made.....	3	2x, last vs. Bradley (12/20/17)
3-Point FG Attempted.....	5	at Southern Illinois (12/9/16)
FT Made.....	3	2x, last vs. Belmont (12/28/17)
FT Attempted.....	4	2x, last vs. Belmont (12/28/17)
Assists	1	5x, last vs. Tennessee State (12/31/17)
Blocks.....	-	-
Steals.....	-	-
Minutes	23	vs. Belmont (12/28/17)

CAREER STATISTICS AT SOUTHEAST MISSOURI

Overall																					
Season	G-GS	Min	Avg	FG-FGA	Pct	3FG-3FGA	Pct	FT-FTA	Pct	Off	Def	Tot	Avg	PF	FO	A	TO	Blk	Stl	Pts	Avg
2017-18	13-0	172	13.2	19-49	.388	13-34	.382	7-11	.636	1	20	21	1.6	16	0	5	6	0	0	58	4.5
Ohio Valley Conference Games Only																					
Season	G-GS	Min	Avg	FG-FGA	Pct	3FG-3FGA	Pct	FT-FTA	Pct	Off	Def	Tot	Avg	PF	FO	A	TO	Blk	Stl	Pts	Avg
2017-18	2-0	32	16.0	4-11	.364	2-7	.286	3-4	.750	1	3	4	2.0	2	0	1	0	0	0	13	6.5

Southeast Missouri State REDHAWKS

PLAYER PROFILES



SKYLER HOGAN

Guard

6-3 / 180 / Sophomore (3)

Melbourne, Fla. / Holy Trinity

Episcopal / Embry-Riddle

22

Elite and efficient scorer in a very challenging conference at Embry-Riddle, which completed the transition from NAIA to NCAA Division II membership in July...A 4-4 transfer who will sit out the 2017-18 season...Has two years of eligibility remaining.

Embry-Riddle: Played the last two seasons at Embry-Riddle...Led the Eagles with 18.8 points and 8.2 rebounds per game in 2016-17...Was also the team's top 3-point shooter with a 42.8 percent (71-of-166) clip...Scored double figures a total of 21 times with a career-best 40 points in the season-finale against Barry University...Averaged 6.1 points and 5.2 rebounds in 26 games and two starts as a freshman...Notched a season-high 13 points against Palm Beach Atlantic and recorded 13 points and 11 rebounds for his first career double-double vs. Saint Leo that year.

Prep: Graduated from Holy Trinity Episcopal Academy...Led Holy Trinity to the FHSAA 4A State Semifinals as a senior, averaging 17.2 points, nine rebounds, three assists and two steals...Helped lead the Tigers to a 26-4 record as a junior.


HOGAN'S GAME-BY-GAME STATISTICS

2017-18	FG	3P	FT	O/D	REB	E	PTS	A	TO	B	S	M
Missouri Baptist	DNP	-	-	-	-	-	-	-	-	-	-	-
at Louisiana Tech	DNP	-	-	-	-	-	-	-	-	-	-	-
at Evansville	DNP	-	-	-	-	-	-	-	-	-	-	-
vs. CSUN	DNP	-	-	-	-	-	-	-	-	-	-	-
vs. Montana State	DNP	-	-	-	-	-	-	-	-	-	-	-
N.C. Central	DNP	-	-	-	-	-	-	-	-	-	-	-
Hannibal-LaGrange	DNP	-	-	-	-	-	-	-	-	-	-	-
at N.C. Central	DNP	-	-	-	-	-	-	-	-	-	-	-
UMKC	DNP	-	-	-	-	-	-	-	-	-	-	-
at Southern Illinois	DNP	-	-	-	-	-	-	-	-	-	-	-
at Kansas State	DNP	-	-	-	-	-	-	-	-	-	-	-
Bradley	DNP	-	-	-	-	-	-	-	-	-	-	-
at Saint Louis	DNP	-	-	-	-	-	-	-	-	-	-	-
Belmont	DNP	-	-	-	-	-	-	-	-	-	-	-
Tennessee State	DNP	-	-	-	-	-	-	-	-	-	-	-
at Murray State	DNP	-	-	-	-	-	-	-	-	-	-	-
at Austin Peay	DNP	-	-	-	-	-	-	-	-	-	-	-
Morehead State	DNP	-	-	-	-	-	-	-	-	-	-	-
Eastern Kentucky	DNP	-	-	-	-	-	-	-	-	-	-	-
at SIU Edwardsville	DNP	-	-	-	-	-	-	-	-	-	-	-
at Eastern Illinois	DNP	-	-	-	-	-	-	-	-	-	-	-
at Tennessee Tech	DNP	-	-	-	-	-	-	-	-	-	-	-
at Jacksonville State	DNP	-	-	-	-	-	-	-	-	-	-	-
Murray State	DNP	-	-	-	-	-	-	-	-	-	-	-
Austin Peay	DNP	-	-	-	-	-	-	-	-	-	-	-
at Morehead State	DNP	-	-	-	-	-	-	-	-	-	-	-
at UT Martin	DNP	-	-	-	-	-	-	-	-	-	-	-
Eastern Illinois	DNP	-	-	-	-	-	-	-	-	-	-	-
SIU Edwardsville												
at Eastern Kentucky												
UT Martin												

* - Game Started

Southeast Missouri State REDHAWKS

PLAYER PROFILES



RAY KOWALSKI

Guard

6-3 / 195 / Freshman (2)

Concord, N.C.

Concord

3

2017-18: Missed his first game of the season at Kansas State (12/16) with a hamstring injury...Scored double figures for the first time in his career when he finished with 12 points at Louisiana Tech (11/13)...Buried three 3-pointers in 22 minutes against the Bulldogs...Averages 4.4 points and 1.1 rebounds per contest in 24 games and five starts...Scored two points and had one assist in his first career start vs. Missouri Baptist (11/10)...Pitched in 10 points for his second double figure scoring game vs. Cal State Northridge (Nov. 21)...Dropped in a season-high 16 points and buried a season-best 4-of-5 threes vs. UMKC (12/6)...Scored double figures in five games...Added 10 points in 20 minutes vs. Bradley (12/20)...Returned to score eight points in 15 minutes off the bench at SIU Edwardsville (1/18) after missing two-straight games due to illness...Has not missed a free throw (12-of-12)...Scored 11 points on a perfect 4-of-4 field goals and hit three 3-pointers vs. Austin Peay (2/3), his first double-digit scoring game since Dec. 20.

KOWALSKI'S GAME-BY-GAME STATISTICS

2017-18	FG	3P	FT	Q/D	REB	E	PTS	A	TO	B	S	M
Missouri Baptist*	1-6	0-1	0-0	0/0	0	3	2	1	1	0	1	16
at Louisiana Tech*	4-10	3-5	1-1	1/1	2	1	12	1	0	0	0	22
at Evansville*	2-4	1-2	0-0	0/3	3	2	5	0	4	0	0	25
vs. CSUN*	4-12	2-7	0-0	0/1	1	0	10	1	0	0	1	29
vs. Montana State*	1-4	0-2	1-1	0/0	0	2	3	1	2	0	0	18
N.C. Central	1-2	0-1	2-2	0/1	1	0	4	1	1	0	0	16
Hannibal-LaGrange	1-5	0-3	0-0	0/1	1	1	2	1	1	0	1	17
at N.C. Central	1-3	1-2	0-0	1/2	3	2	3	1	1	0	0	16
UMKC	5-7	4-5	2-2	1/2	3	1	16	1	0	0	0	25
at Southern Illinois	0-3	0-2	0-0	0/2	2	1	0	0	0	0	0	17
at Kansas State	DNP	-	-	-	-	-	-	-	-	-	-	-
Bradley	3-8	2-5	2-2	0/3	3	0	10	1	0	0	0	20
at Saint Louis	0-5	0-4	0-0	0/0	0	0	0	1	0	0	0	9
Belmont	1-3	0-2	0-0	0/0	0	0	2	1	1	0	1	9
Tennessee State	0-2	0-2	0-0	0/2	2	1	0	0	1	0	0	9
at Murray State	1-2	1-1	0-0	1/0	1	1	3	1	1	0	0	13
at Austin Peay	0-0	0-0	0-0	0/0	0	0	0	0	0	0	1	6
Morehead State	DNP	-	-	-	-	-	-	-	-	-	-	-
Eastern Kentucky	DNP	-	-	-	-	-	-	-	-	-	-	-
at SIU Edwardsville	2-4	2-4	2-2	0/0	0	1	8	1	0	0	0	15
at Eastern Illinois	0-0	0-0	0-0	0/1	1	0	0	1	2	0	0	11
at Tennessee Tech	1-1	1-1	2-2	0/1	1	0	5	0	1	0	0	17
at Jacksonville State	1-3	1-3	0-0	0/1	1	4	3	1	1	0	0	21
Murray State	0-2	0-1	0-0	0/0	0	0	0	0	0	0	0	17
Austin Peay	4-4	3-3	0-0	0/2	2	1	11	0	1	0	0	19
at Morehead State	1-3	1-1	0-0	0/0	0	1	3	0	0	0	0	18
at UT Martin	1-5	1-5	0-0	0/0	0	1	3	0	0	0	0	13
Eastern Illinois	DNP	-	-	-	-	-	-	-	-	-	-	-
SIU Edwardsville												
at Eastern Kentucky												
UT Martin												

* - Game Started

2017-18 SEASON/CAREER-HIGHS


Points	16	vs. UMKC (12/6/17)
Total Rebounds	3	4x, last vs. Bradley (12/20/17)
Offensive	1	4x, last at Murray State (1/4/18)
Defensive	3	2x, last vs. Bradley (12/20/17)
FG Made	5	vs. UMKC (12/6/17)
FG Attempted	12	vs. Cal State Northridge (11/21/17)
3-Point FG Made	4	vs. UMKC (12/6/17)
3-Point FG Attempted	5	4x, last at UT Martin (2/10/18)
FT Made	2	5x, last at Tennessee Tech (1/25/18)
FT Attempted	2	5x, last at Tennessee Tech (1/25/18)
Assists	1	15x, last at Jacksonville State (1/27/18)
Blocks	-	-
Steals	1	5x, last at Austin Peay (1/6/18)
Minutes	29	vs. Cal State Northridge (11/21/17)

CAREER STATISTICS AT SOUTHEAST MISSOURI

Overall																					
Season	G-GS	Min	Avg	FG-FGA	Pct	3FG-3FGA	Pct	FT-FTA	Pct	Off	Def	Tot	Avg	PF	FO	A	TO	Blk	Stl	Pts	Avg
2016-17	-	Redshirted	-	-	-	-	-	-	-	-	-	-	-	-	-	-	-	-	-	-	-
2017-18	24-5	398	16.6	35-98	.357	23-62	.371	12-12	1.000	4	23	27	1.1	23	0	15	18	0	5	105	4.4
Total	24-5	398	16.6	35-98	.357	23-62	.371	12-12	1.000	4	23	27	1.1	23	0	15	18	0	5	105	4.4
Ohio Valley Conference Games Only																					
Season	G-GS	Min	Avg	FG-FGA	Pct	3FG-3FGA	Pct	FT-FTA	Pct	Off	Def	Tot	Avg	PF	FO	A	TO	Blk	Stl	Pts	Avg
2016-17	-	Redshirted	-	-	-	-	-	-	-	-	-	-	-	-	-	-	-	-	-	-	-
2017-18	12-0	168	14.0	12-29	.414	10-23	.435	4-4	1.000	1	7	8	0.7	10	0	5	8	0	2	38	3.2
Total	12-0	168	14.0	12-29	.414	10-23	.435	4-4	1.000	1	7	8	0.7	10	0	5	8	0	2	38	3.2

Southeast Missouri State REDHAWKS

PLAYER PROFILES



MARK LAROS

Center

6-10 / 223 / Junior (3)

Hengelo, Netherlands/Montessori

College Twente / Mineral Area

42

2017-18: Missed four games with mononucleosis...Returned to play six minutes vs. Bradley (12/20)...Ranks fourth on the team with 3.6 rebounds per game and is scoring four points per contest in 24 games and seven starts...Narrowly missed a double-double with nine points and nine rebounds in his first career start vs. Missouri Baptist (11/10)...Made a near-perfect 4-of-5 field goals and added a block...Played 27 minutes in his first career game at Southeast...Is shooting a team-high 63.4 percent (45-of-71) from the field...Grabbed at least eight rebounds in three of his starts...Scored double figures for the first time in his career when he finished with 10 points vs. Hannibal-LaGrange (11/28)...Had a season-high 11 points and eight rebounds in his first career Ohio Valley Conference start vs. Morehead State (1/11)...Pitched in 10 points in 20 minutes off the bench vs. Austin Peay (2/3).

LAROS' GAME-BY-GAME STATISTICS

2017-18	FG	3P	FT	O/D	REB	E	PTS	A	TO	B	S	M
Missouri Baptist*	4-5	0-0	1-1	4/5	9	2	9	0	3	1	1	27
at Louisiana Tech*	2-4	0-0	1-1	4/0	4	1	5	0	1	1	1	13
at Evansville*	0-0	0-0	1-2	0/0	0	3	1	0	2	1	0	13
vs. CSUN*	4-9	0-0	0-0	4/5	9	2	8	1	3	1	0	24
vs. Montana State*	1-1	0-0	0-0	1/2	3	1	2	0	0	1	0	14
N.C. Central	1-2	0-0	2-2	2/2	4	0	4	1	0	0	1	13
Hannibal-LaGrange	5-6	0-0	0-2	3/2	5	1	10	0	0	1	1	20
at N.C. Central	DNP	-	-	-	-	-	-	-	-	-	-	-
UMKC	DNP	-	-	-	-	-	-	-	-	-	-	-
at Southern Illinois	DNP	-	-	-	-	-	-	-	-	-	-	-
at Kansas State	DNP	-	-	-	-	-	-	-	-	-	-	-
Bradley	1-1	0-0	0-0	0/0	0	0	2	0	0	0	0	6
at Saint Louis	2-5	0-0	0-0	1/2	3	1	4	0	1	0	0	15
Belmont	2-3	0-0	0-0	3/2	5	1	4	0	2	0	0	19
Tennessee State	0-0	0-0	0-0	1/2	3	0	0	0	0	0	0	11
at Murray State	4-5	0-1	1-2	0/2	2	0	9	0	1	0	0	8
at Austin Peay	1-3	0-0	0-0	2/1	3	2	2	0	0	0	0	13
Morehead State*	5-7	0-1	1-2	3/5	8	1	11	1	1	1	1	33
Eastern Kentucky*	1-3	0-1	0-0	2/3	5	0	2	0	2	1	0	11
at SIU Edwardsville	4-4	0-0	0-0	1/3	4	3	8	2	2	0	0	23
at Eastern Illinois	0-1	0-0	0-0	1/1	2	2	0	0	0	0	0	9
at Tennessee Tech	0-2	0-1	0-0	0/3	3	3	0	2	0	0	2	16
at Jacksonville State	1-1	0-0	0-0	0/1	1	2	2	0	1	0	0	17
Murray State	1-3	0-0	0-0	1/2	3	1	2	0	0	0	1	19
Austin Peay	5-5	0-0	0-1	1/2	3	3	10	0	2	2	0	20
at Morehead State	1-1	0-0	0-0	1/3	4	2	2	0	1	1	0	14
at UT Martin	0-0	0-0	0-0	0/0	0	0	0	0	1	0	0	5
Eastern Illinois	0-0	0-0	0-0	1/2	3	2	0	1	0	0	0	11
SIU Edwardsville												
at Eastern Kentucky												
UT Martin												

* - Game Started

2017-18 SEASON/CAREER-HIGHS


Points	11	vs. Morehead State (1/11/18)
Total Rebounds	9	vs. Missouri Baptist (11/10/17)
Offensive	4	3x, last vs. Cal State Northridge (11/21/17)
Defensive	5	3x, last vs. Morehead State (1/11/18)
FG Made	5	2x, last vs. Austin Peay (2/3/18)
FG Attempted	9	vs. Cal State Northridge (11/21/17)
3-Point FG Made	-	-
3-Point FG Attempted	1	2x, last vs. Morehead State (1/11/18)
FT Made	2	vs. N.C. Central (11/26/17)
FT Attempted	2	5x, last vs. Morehead State (1/11/18)
Assists	2	2x, last at Tennessee Tech (1/25/18)
Blocks	2	vs. Austin Peay (2/3/18)
Steals	2	at Tennessee Tech (1/25/18)
Minutes	33	vs. Morehead State (1/11/18)

CAREER STATISTICS AT SOUTHEAST MISSOURI

Overall																					
Season	G-GS	Min	Avg	FG-FGA	Pct	3FG-3FGA	Pct	FT-FTA	Pct	Off	Def	Tot	Avg	PF	FO	A	TO	Blk	Stl	Pts	Avg
2017-18	24-7	374	15.6	45-71	.634	0-4	.000	7-13	.538	36	50	86	3.6	33	0	8	23	11	8	97	4.0
Ohio Valley Conference Games Only																					
Season	G-GS	Min	Avg	FG-FGA	Pct	3FG-3FGA	Pct	FT-FTA	Pct	Off	Def	Tot	Avg	PF	FO	A	TO	Blk	Stl	Pts	Avg
2017-18	15-2	229	15.3	25-38	.658	0-4	.000	2-5	.400	17	32	49	3.3	22	0	6	13	5	4	52	3.5

Southeast Missouri State REDHAWKS

PLAYER PROFILES



DONNIE LEWIS

Guard

6-1 / 170 / Junior (3)

Lexington, Ky. / Paul Dunbar

Spalding University

15

2017-18: Walk-on who played in his first career game vs. Missouri Baptist (11/10)...Tallied five minutes off the bench...Dished out a career-high four assists vs. Tennessee State (12/31)...Appeared in all 28 games...Logged a season-high 20 minutes vs. Tennessee State (12/31)...Scored his first career point on a free throw vs. N.C. Central (11/26)...Made his first career 3-pointer at Murray State (1/4)...Had two points in 25 minutes during his first career start vs. Morehead State (1/11)...Made two big free throws with 31 seconds left to help the Redhawks close out their win against the Eagles...Started two games...Dropped in another 3-pointer at Eastern Illinois (1/20)...Matched a career-high four assists at Jacksonville State (1/27)...Drained his third 3-pointer of the season at Morehead State (2/8)...Scored a season-high five points vs. Eastern Illinois (2/17).

LEWIS' GAME-BY-GAME STATISTICS

2017-18	FG	3P	FT	Q/D	REB	E	PTS	A	TO	B	S	M
Missouri Baptist	0-0	0-0	0-0	0/0	0	0	0	0	0	0	0	5
at Louisiana Tech	0-0	0-0	0-0	0/0	0	4	0	3	0	0	0	9
at Evansville	0-0	0-0	0-0	0/0	0	2	0	0	0	0	1	10
vs. CSUN	0-0	0-0	0-0	0/1	1	2	0	1	0	0	0	12
vs. Montana State	0-1	0-1	0-0	0/1	1	1	0	0	0	0	0	5
N.C. Central	0-0	0-0	1-2	1/0	1	0	1	0	0	0	0	9
Hannibal-LaGrange	0-0	0-0	0-0	0/0	0	0	0	3	1	0	2	16
at N.C. Central	0-0	0-0	0-0	1/0	1	1	0	1	0	0	0	7
UMKC	0-0	0-0	0-0	1/1	2	1	0	0	0	0	0	6
at Southern Illinois	0-0	0-0	0-0	0/0	0	1	0	0	0	0	0	10
at Kansas State	0-0	0-0	0-0	0/0	0	2	0	2	0	0	1	12
Bradley	0-0	0-0	0-0	1/0	1	2	0	0	0	0	0	3
at Saint Louis	0-0	0-0	0-0	0/0	0	1	0	0	1	0	0	18
Belmont	0-0	0-0	0-0	0/0	0	0	0	1	0	0	1	9
Tennessee State	0-0	0-0	0-0	1/2	3	3	0	4	2	0	1	20
at Murray State	1-1	1-1	0-0	0/0	0	3	3	3	3	0	0	16
at Austin Peay	0-0	0-0	0-0	0/0	0	2	0	2	0	0	0	12
Morehead State*	0-2	0-2	2-3	0/2	2	2	2	2	1	0	0	25
Eastern Kentucky*	1-1	0-0	0-0	0/0	0	2	2	3	1	0	1	12
at SIU Edwardsville	0-0	0-0	0-0	1/0	1	0	0	2	0	0	0	8
at Eastern Illinois	1-1	1-1	0-0	0/0	0	0	3	1	1	0	1	4
at Tennessee Tech	0-0	0-0	0-0	0/0	0	1	0	2	0	0	0	7
at Jacksonville State	0-1	0-1	0-0	1/1	2	1	0	4	0	0	0	8
Murray State	0-0	0-0	0-0	0/2	2	2	0	0	1	0	0	11
Austin Peay	0-0	0-0	0-0	0/0	0	0	0	2	0	0	0	9
at Morehead State	1-2	1-2	0-0	0/0	0	0	3	1	1	0	1	11
at UT Martin	0-0	0-0	0-0	0/0	0	0	0	0	1	0	0	6
Eastern Illinois	1-2	1-1	2-2	0/1	1	0	5	1	0	0	0	15
SIU Edwardsville												
at Eastern Kentucky												
UT Martin												

* - Game Started

2017-18 SEASON/CAREER-HIGHS


Points	5	vs. Eastern Illinois (2/17/18)
Total Rebounds	3	vs. Tennessee State (12/31/17)
Offensive	1	5x, last at Jacksonville State (1/27/18)
Defensive	2	3x, last vs. Murray State (2/1/18)
FG Made	1	5x, last vs. Eastern Illinois (2/17/18)
FG Attempted	2	3x, last vs. Eastern Illinois (2/17/18)
3-Point FG Made	1	4x, last vs. Eastern Illinois (2/17/18)
3-Point FG Attempted	2	2x, last at Morehead State (2/8/18)
FT Made	2	2x, last vs. Eastern Illinois (2/17/18)
FT Attempted	3	vs. Morehead State (1/11/18)
Assists	4	2x, last at Jacksonville State (1/27/18)
Blocks	-	-
Steals	2	vs. Hannibal-LaGrange (11/28/17)
Minutes	25	vs. Morehead State (1/11/18)

CAREER STATISTICS AT SOUTHEAST MISSOURI

Overall																					
Season	G-GS	Min	Avg	FG-FGA	Pct	3FG-3FGA	Pct	FT-FTA	Pct	Off	Def	Tot	Avg	PF	FO	A	TO	Blk	Stl	Pts	Avg
2017-18	28-2	295	10.5	5-11	.455	4-9	.444	5-7	.714	7	11	18	0.6	33	0	38	13	0	9	19	0.7
Ohio Valley Conference Games Only																					
Season	G-GS	Min	Avg	FG-FGA	Pct	3FG-3FGA	Pct	FT-FTA	Pct	Off	Def	Tot	Avg	PF	FO	A	TO	Blk	Stl	Pts	Avg
2017-18	15-2	173	11.5	5-10	.500	4-8	.500	4-5	.800	3	8	11	0.7	16	0	28	11	0	5	18	1.2

Southeast Missouri State REDHAWKS

PLAYER PROFILES



DENZEL MAHONEY

Guard/Forward

6-4 / 213 / Sophomore (2)

Oviedo, Fla.

Hagerty

34

Went over 1,000 career points when he pitched in 15 at Morehead State (2/8)...Has 1,046 points in his two-year career...Southeast's only returning starter...Started 61 consecutive games...Scored double figures in 37 of his last 39 contests dating back to last season...Finished with 10 or more points in 53 career games.

2017-18: Preseason All-Ohio Valley Conference selection...Named to the Mayan Division Cancun Challenge All-Tournament Team...Opened the season with a game-high 21 points, grabbed two rebounds, dished out one assist and had a block in 32 minutes vs. Missouri Baptist (11/10)...Made a perfect 11-of-11 free throws in that game... Three days later, he dropped in 25 points and had seven rebounds at Louisiana Tech (11/13)...Leads the Redhawks and is second in the Ohio Valley Conference in scoring with 19.8 points per contest...Is sixth in the league in free throw percentage (.836), third in 3-point field goal percentage (.431), ninth in 3-point field goals made (59), 20th in rebounding (5.2 rpg) and 16th in minutes played (31)...Poured in a career-high 36 points on his 20th birthday at SIU Edwardsville (1/18)...Dropped in 30 points vs. Murray State (2/1), his second 30-point game this year...Buried a big 3-pointer with 36 seconds left after UMKC (12/6) pulled to within two points...Answered with another clutch 3-pointer, this time when Southern Illinois (12/9) narrowed Southeast's lead to five...Scored 20 or more points 13 times...Scored double figures in 17-straight games from Nov. 21-Jan. 20...Opened OVC play with a 19-point effort vs. Belmont (12/28) and his first career double-double of 22 points and 11 rebounds vs. Tennessee State (12/31)...Has two double-doubles...Is scoring 20.7 points per game in league play...Scored double figures in 26 games...Scored 27 points at UT Martin (2/10) and knocked down a game-tying 3-pointer with one second left to send the game to overtime...Was named OVC Co-Offensive Player of the Week on Feb. 12.

2017-18 SEASON-HIGHS

Points	36	at SIU Edwardsville (1/18/18)
Total Rebounds	11	vs. Tennessee State (12/31/17)
Offensive	5	vs. Belmont (12/28/17)
Defensive	8	2x, last vs. Eastern Illinois (2/17/18)
FG Made	11	vs. Murray State (2/1/18)
FG Attempted.....	26	vs. Murray State (2/1/18)
3-Point FG Made.....	5	2x, last at UT Martin (2/10/18)
3-Point FG Attempted	9	vs. Morehead State (1/11/18)
FT Made.....	13	at SIU Edwardsville (1/18/18)
FT Attempted.....	15	at SIU Edwardsville (1/18/18)
Assists	3	4x, last at Morehead State (2/8/18)
Blocks.....	1	5x, last vs. Morehead State (1/11/18)
Steals.....	4	at Tennessee Tech (1/25/18)
Minutes	38	3x, last vs. Eastern Illinois (2/17/18)

MAHONEY'S GAME-BY-GAME STATISTICS

2017-18	FG	3P	FT	O/D	REB	E	PTS	A	TO	B	S	M
Missouri Baptist*	5-9	0-2	11-11	0/2	2	1	21	1	2	1	0	32
at Louisiana Tech*	9-18	1-5	6-8	3/4	7	2	25	3	1	0	1	36
at Evansville*	1-7	1-4	0-0	0/5	5	2	3	1	2	1	1	26
vs. CSUN*	7-9	2-2	2-2	0/6	6	3	18	1	1	1	1	23
vs. Montana State*	10-14	1-2	6-8	1/5	6	3	27	0	1	0	0	33
N.C. Central*	6-19	1-7	2-2	2/3	5	4	15	1	2	0	0	33
Hannibal-LaGrange*	9-16	3-4	6-7	1/1	2	1	27	3	0	0	1	24
at N.C. Central*	5-9	1-1	8-11	1/4	5	3	19	1	1	0	2	23
UMKC*	5-7	3-3	4-5	0/3	3	4	17	1	4	0	0	30
at Southern Illinois*	6-12	3-4	3-6	2/2	4	4	18	0	3	0	1	33
at Kansas State*	6-9	2-3	9-9	0/1	1	2	23	0	1	0	0	30
Bradley*	3-12	1-4	10-12	1/4	5	4	17	1	1	0	0	33
at Saint Louis*	3-9	1-4	5-8	1/3	4	2	12	1	1	0	0	30
Belmont*	5-13	2-5	7-10	5/3	8	2	19	1	1	0	2	32
Tennessee State*	4-8	2-4	12-13	3/8	11	1	22	2	2	0	2	34
at Murray State*	3-10	0-4	8-8	2/2	4	5	14	1	1	0	1	27
at Austin Peay*	7-11	4-6	6-6	1/5	6	3	24	0	3	1	0	26
Morehead State*	8-15	3-9	3-5	1/3	4	4	22	1	1	1	1	28
Eastern Kentucky*	7-16	2-7	9-10	2/7	9	3	25	3	3	0	1	38
at SIU Edwardsville*	9-14	5-7	13-15	2/5	7	4	36	1	3	0	0	34
at Eastern Illinois*	2-4	2-4	2-2	1/4	5	3	8	2	2	0	1	30
at Tennessee Tech*	6-12	4-6	3-4	1/2	3	2	19	0	1	0	4	36
at Jacksonville State*	4-12	3-8	6-8	2/1	3	2	17	0	1	0	0	32
Murray State*	11-26	2-7	6-7	4/4	8	3	30	0	1	0	3	38
Austin Peay*	7-18	1-6	5-6	2/3	5	4	20	0	3	0	0	30
at Morehead State*	4-8	2-5	5-5	1/3	4	5	15	3	1	0	1	23
at UT Martin*	8-14	5-8	6-7	0/4	4	3	27	2	4	0	2	37
Eastern Illinois*	3-12	2-6	5-6	2/8	10	2	13	2	1	0	2	38
SIU Edwardsville												
at Eastern Kentucky												
UT Martin												

* - Game Started

CAREER-HIGHS


Points	36	at SIU Edwardsville (1/18/18)
Total Rebounds	11	vs. Tennessee State (12/31/17)
Offensive	5	vs. Belmont (12/28/17)
Defensive	8	2x, last vs. Eastern Illinois (2/17/18)
FG Made	11	vs. Murray State (2/1/18)
FG Attempted.....	26	vs. Murray State (2/1/18)
3-Point FG Made.....	5	2x, last at UT Martin (2/10/18)
3-Point FG Attempted	11	vs. Tennessee State (3/1/17)
FT Made.....	14	vs. Tennessee State (3/1/17)
FT Attempted.....	15	2x, last at SIU Edwardsville (1/18/18)
Assists	6	vs. Eastern Kentucky (12/31/16)
Blocks.....	1	6x, last at Austin Peay (1/6/18)
Steals.....	4	at Tennessee Tech (1/25/18)
Minutes	44	vs. Tennessee State (3/1/17)

CAREER STATISTICS AT SOUTHEAST MISSOURI

Overall																			
Season	G-GS	Min	Avg	FG-FGA	Pct	3FG-3FGA	Pct	FT-FTA	Pct	Off	Def	Tot	Avg	PF	FO	A	TO	Blk	Stl
2016-17	33-33	976	29.6	152-339	.448	57-151	.377	132-162	.815	47	93	140	4.2	106	5	40	45	4	23
2017-18	28-28	869	31.0	163-343	.475	59-137	.431	168-201	.836	41	105	146	5.2	81	2	32	48	5	27
Total	61-61	1845	30.2	315-682	.462	116-288	.403	300-363	.826	88	198	286	4.7	187	7	72	93	9	50
Ohio Valley Conference Games Only																			
Season	G-GS	Min	Avg	FG-FGA	Pct	3FG-3FGA	Pct	FT-FTA	Pct	Off	Def	Tot	Avg	PF	FO	A	TO	Blk	Stl
2016-17	16-16	484	30.3	83-172	.483	32-76	.421	68-83	.819	21	52	73	4.6	52	2	27	28	1	11
2017-18	15-15	483	32.2	88-193	.456	39-92	.424	96-112	.857	29	62	91	6.1	46	2	18	28	2	20
Total	31-31	967	31.2	171-365	.468	71-168	.423	164-195	.841	50	114	164	5.3	98	4	45	56	3	31

Southeast Missouri State REDHAWKS

PLAYER PROFILES



DANIEL SIMMONS

Guard

6-2 / 196 / Senior (4)

Biggersville, Miss. / Biggersville

East Mississippi CC

23

2017-18: Dropped in 13 points, pulled down two rebounds and dished out two assists in his first career start vs. Missouri Baptist (11/10)...Played 28 minutes against the Spartans...Scored 11 points and had three assists at Louisiana Tech (11/13)...Ranks third on the team in scoring with 12.3 points per game...Netted a career-high 26 points at Eastern Illinois (1/20)...Scored 22 points vs. Eastern Kentucky (1/13)...Scored double figures in 17 of his last 25 contests...Is third on the team with 41 three-pointers made...Ranks 22nd in the Ohio Valley Conference in scoring and is tied for second in 3-point field goal percentage (.441)...Scored double figures in four-straight games since re-joining the starting lineup on Feb. 1.

SIMMONS' GAME-BY-GAME STATISTICS

2017-18	FG	3P	FT	O/D	REB	E	PTS	A	TO	B	S	M
Missouri Baptist*	5-12	2-4	1-1	0/2	2	2	13	2	2	0	1	28
at Louisiana Tech*	5-15	0-3	1-2	1/2	3	4	11	3	1	1	1	34
at Evansville*	3-3	1-1	2-2	0/2	2	1	9	1	0	0	0	16
vs. CSUN*	3-6	1-2	1-2	0/6	6	0	8	4	1	0	3	24
vs. Montana State*	3-7	1-2	5-7	0/4	4	5	12	1	1	0	1	24
N.C. Central	4-9	1-2	6-8	2/2	4	1	15	2	2	0	2	26
Hannibal-LaGrange	5-13	0-3	2-2	1/2	3	1	12	3	1	0	1	21
at N.C. Central	4-10	2-2	0-1	0/4	4	0	10	3	2	0	1	25
UMKC	4-7	2-4	8-10	0/3	3	1	18	3	1	0	0	21
at Southern Illinois*	4-11	2-6	2-4	2/4	6	4	12	3	3	0	2	22
at Kansas State	6-15	5-9	0-0	0/1	1	1	17	4	0	0	0	33
Bradley	1-5	0-1	2-3	0/0	0	1	4	1	1	0	0	11
at Saint Louis	3-6	2-4	0-0	1/1	2	1	8	2	1	0	0	22
Belmont*	4-10	0-2	3-4	0/5	5	2	11	2	4	0	1	28
Tennessee State	2-3	2-3	0-0	0/1	1	2	6	0	2	0	0	12
at Murray State	3-8	1-1	1-1	0/3	3	1	8	2	3	0	2	18
at Austin Peay	5-10	0-3	1-3	0/2	2	3	11	1	1	0	0	22
Morehead State	5-9	2-4	3-4	1/2	3	5	15	0	2	0	1	29
Eastern Kentucky	8-12	2-4	4-6	0/3	3	3	22	1	3	0	1	28
at SIU Edwardsville	3-7	1-2	0-0	0/3	3	1	7	2	1	0	3	27
at Eastern Illinois	8-9	5-6	5-6	0/5	5	2	26	5	1	0	0	27
at Tennessee Tech	5-11	2-6	1-4	0/1	1	3	13	1	0	0	2	23
at Jacksonville State	3-10	2-5	1-2	0/4	4	2	9	1	2	0	1	24
Murray State*	4-14	1-5	4-4	2/0	2	3	13	2	2	0	2	28
Austin Peay*	7-13	0-3	4-7	1/6	7	3	18	3	3	1	1	29
at Morehead State*	4-7	0-2	4-6	0/9	9	3	12	3	3	0	1	30
at UT Martin*	6-9	3-3	0-0	0/2	2	1	15	1	2	0	0	36
Eastern Illinois*	3-5	1-1	2-2	0/3	3	3	9	2	3	0	2	20
SIU Edwardsville												
at Eastern Kentucky												
UT Martin												

* - Game Started

2017-18 SEASON-HIGHS

Points	26	at Eastern Illinois (1/20/18)
Total Rebounds	9	at Morehead State (2/8/18)
Offensive	2	3x, last vs. Murray State (2/1/18)
Defensive	9	at Morehead State (2/8/18)
FG Made	8	2x, last at Eastern Illinois (1/20/18)
FG Attempted.....	15	2x, last at Kansas State (12/16/17)
3-Point FG Made.....	5	2x, last at Eastern Illinois (1/20/18)
3-Point FG Attempted.....	9	at Kansas State (12/16/17)
FT Made.....	8	vs. UMKC (12/6/17)
FT Attempted.....	10	vs. UMKC (12/6/17)
Assists	5	at Eastern Illinois (1/20/18)
Blocks.....	1	2x, last vs. Austin Peay (2/3/18)
Steals.....	3	2x, last at SIU Edwardsville (1/18/18)
Minutes	36	at UT Martin (2/10/18)

CAREER-HIGHS


Points	26	at Eastern Illinois (1/20/18)
Total Rebounds	9	at Morehead State (2/8/18)
Offensive	2	4x, last vs. Murray State (2/1/18)
Defensive	9	at Morehead State (2/8/18)
FG Made.....	8	2x, last at Eastern Illinois (1/20/18)
FG Attempted.....	15	2x, last at Kansas State (12/16/17)
3-Point FG Made.....	5	3x, last at Eastern Illinois (1/20/18)
3-Point FG Attempted.....	10	at DePaul (12/19/16)
FT Made.....	8	vs. UMKC (12/6/17)
FT Attempted.....	10	vs. UMKC (12/6/17)
Assists	5	2x, last at Eastern Illinois (1/20/18)
Blocks.....	1	4x, last vs. Austin Peay (2/3/18)
Steals.....	3	3x, last at SIU Edwardsville (1/18/18)
Minutes	36	at UT Martin (2/10/18)

CAREER STATISTICS AT SOUTHEAST MISSOURI

Overall																
Season	G-GS	Min	Avg	FG-FGA	Pct	3FG-3FGA	Pct	FT-FTA	Pct	Off	Def	Tot	Avg	PF	EQ	A
2016-17	32-0	514	16.1	60-177	.339	28-86	.326	24-37	.649	10	53	63	2.0	38	0	46
2017-18	28-12	688	24.6	120-256	.469	41-93	.441	63-91	.692	11	82	93	3.3	59	2	58
Total	60-12	1202	20.0	180-433	.416	69-179	.385	87-128	.680	21	135	156	2.6	97	2	104
Ohio Valley Conference Games Only																
Season	G-GS	Min	Avg	FG-FGA	Pct	3FG-3FGA	Pct	FT-FTA	Pct	Off	Def	Tot	Avg	PF	EQ	A
2016-17	16-0	225	14.1	22-71	.310	10-32	.313	10-12	.833	5	27	32	2.0	19	0	22
2017-18	15-6	381	25.4	70-137	.511	22-50	.440	33-49	.673	4	49	53	3.5	37	1	26
Total	31-6	606	19.5	92-208	.442	32-82	.390	43-61	.705	9	76	85	2.7	56	1	48

Southeast Missouri State REDHAWKS

PLAYER PROFILES



MIŁOS VRANES

Forward

6-7 / 200 / Senior (4)

Belgrade, Serbia / Third Belgrade

N.D. State College of Science

4

2017-18: Notched his first career double-double when he finished with 16 points and 10 rebounds at Evansville (Nov. 16)...Scored five points and finished with three rebounds in 13 minutes off the bench vs. Missouri Baptist (11/10)...Added three points in 13 minutes at Louisiana Tech (11/13)...Averages 5.9 points and 4.2 rebounds a game...Ranks third on the team in rebounding...Scored three points and had seven boards in his first career start vs. N.C. Central (11/26)...Finished with 10 points and four rebounds at N.C. Central (12/2)...Dropped in 14 points and had six rebounds in 22 minutes at Southern Illinois (12/9)...Started 15 of the last 21 games...Scored double figures for the fifth time when he finished with 10 points at Murray State (1/4)...Turned in his second double-double of the season with 10 points and 10 rebounds against the Racers...Played a career-high 35 minutes at Austin Peay (1/6)...Scored 11 points vs. Eastern Illinois (2/15).

VRANES' GAME-BY-GAME STATISTICS

2017-18	FG	3P	FT	O/D	REB	E	PTS	A	TO	B	S	M
Missouri Baptist	2-4	1-3	0-0	0/3	3	2	5	0	0	0	1	13
at Louisiana Tech	1-3	1-3	0-0	0/5	5	1	3	2	0	0	0	13
at Evansville	6-11	3-6	1-2	3/7	10	3	16	0	1	0	0	28
vs. CSUN	0-3	0-2	0-0	0/2	2	2	0	0	2	0	1	14
vs. Montana State	4-6	0-1	0-0	2/2	4	2	8	2	1	0	1	21
N.C. Central*	1-6	1-3	0-0	1/6	7	2	3	0	4	0	0	19
Hannibal-LaGrange*	1-5	0-2	1-2	2/1	3	1	3	0	0	1	0	13
at N.C. Central*	4-7	1-2	1-2	1/3	4	3	10	1	1	2	0	26
UMKC*	2-5	1-3	0-1	1/6	7	3	5	1	2	1	0	24
at Southern Illinois*	4-7	2-3	4-6	2/4	6	3	14	0	1	0	1	22
at Kansas State*	3-4	2-3	0-0	1/5	6	2	8	1	2	0	0	19
Bradley*	2-7	0-4	0-1	1/5	6	1	4	2	3	0	1	25
at Saint Louis*	3-4	1-2	0-0	1/1	2	2	7	0	1	0	0	19
Belmont	0-2	0-1	0-0	1/1	2	1	0	1	1	0	0	8
Tennessee State*	4-7	3-6	1-2	1/5	6	1	12	2	3	0	1	21
at Murray State*	3-7	2-4	2-4	3/7	10	2	10	0	1	0	0	29
at Austin Peay*	2-5	2-5	1-2	1/4	5	5	7	0	2	0	0	35
Morehead State	DNP	-	-	-	-	-	-	-	-	-	-	-
Eastern Kentucky	2-3	1-2	0-0	0/2	2	3	5	1	0	0	0	16
at SIU Edwardsville*	1-2	0-1	1-2	0/1	1	2	3	1	2	0	1	15
at Eastern Illinois*	1-7	1-5	0-0	1/1	2	0	3	3	0	0	0	20
at Tennessee Tech*	2-4	1-2	0-0	1/2	3	1	5	0	3	0	0	20
at Jacksonville State*	1-3	1-2	0-0	0/0	0	2	3	1	3	0	1	13
Murray State	0-1	0-1	0-0	0/2	2	0	0	0	1	0	0	8
Austin Peay	2-4	1-2	0-0	2/4	6	4	5	0	2	0	0	28
at Morehead State	2-5	2-5	0-0	1/2	3	1	6	0	3	1	0	14
at UT Martin	1-2	1-1	0-0	0/2	2	1	3	0	2	0	1	11
Eastern Illinois	4-6	2-3	1-2	1/3	4	4	11	0	0	0	2	23
SIU Edwardsville												
at Eastern Kentucky												
UT Martin												

* - Game Started

2017-18 SEASON-HIGHS

Points	16	at Evansville (11/16/17)
Total Rebounds	10	2x, last at Murray State (1/4/18)
Offensive	3	2x, last at Murray State (1/4/18)
Defensive	7	2x, last at Murray State (1/4/18)
FG Made	6	at Evansville (11/16/17)
FG Attempted	11	at Evansville (11/16/17)
3-Point FG Made	3	2x, last vs. Tennessee State (12/31/17)
3-Point FG Attempted	6	2x, last vs. Tennessee State (12/31/17)
FT Made	4	at Southern Illinois (12/9/17)
FT Attempted	6	at Southern Illinois (12/9/17)
Assists	3	at Eastern Illinois (1/20/18)
Blocks	2	at N.C. Central (12/2/17)
Steals	2	vs. Eastern Illinois (2/17/18)
Minutes	35	at Austin Peay (1/6/18)

CAREER-HIGHS

Points	16	at Evansville (11/16/17)
Total Rebounds	10	2x, last at Murray State (1/4/18)
Offensive	3	4x, last at Murray State (1/4/18)
Defensive	7	2x, last at Murray State (1/4/18)
FG Made	6	2x, last at Evansville (11/16/17)
FG Attempted	11	2x, last at Evansville (11/16/17)
3-Point FG Made	3	2x, last vs. Tennessee State (12/31/17)
3-Point FG Attempted	6	3x, last vs. Tennessee State (12/31/17)
FT Made	4	3x, last at Southern Illinois (12/9/17)
FT Attempted	6	at Southern Illinois (12/9/17)
Assists	3	at Eastern Illinois (1/20/18)
Blocks	2	at N.C. Central (12/2/17)
Steals	3	2x, last vs. Central Arkansas (12/1/16)
Minutes	35	at Austin Peay (1/6/18)

CAREER STATISTICS AT SOUTHEAST MISSOURI

Overall																		
Season	G-GS	Min	Avg	FG-FGA	Pct	3FG-3FGA	Pct	FT-FTA	Pct	Off	Def	Tot	Avg	PF	FO	A	TO	Blk
2016-17	31-0	568	18.3	63-129	.488	28-76	.368	25-39	.641	30	71	101	3.3	79	3	17	21	2
2017-18	27-15	517	19.1	58-130	.446	30-77	.390	13-26	.500	27	86	113	4.2	54	1	18	41	5
Total	58-15	1085	18.7	121-259	.467	58-153	.379	38-65	.585	57	157	214	3.7	133	4	35	62	7
Ohio Valley Conference Games Only																		
Season	G-GS	Min	Avg	FG-FGA	Pct	3FG-3FGA	Pct	FT-FTA	Pct	Off	Def	Tot	Avg	PF	FO	A	TO	Blk
2016-17	14-0	229	16.4	26-51	.510	12-30	.400	9-16	.563	13	25	38	2.7	38	2	8	5	1
2017-18	14-7	261	18.6	25-58	.431	17-40	.425	6-12	.500	12	36	48	3.4	27	1	9	23	1
Total	28-7	490	17.5	51-109	.468	29-70	.414	15-28	.536	25	61	86	3.1	65	3	17	28	2

Southeast Missouri State REDHAWKS

BOX SCORES

GAME 1

SOUTHEAST MISSOURI 81, MISSOURI BAPTIST 69

Nov. 10, 2017 • Show Me Center • Cape Girardeau, Mo.

Missouri Baptist 69

#	Player	Total		3-Ptr		Rebounds					PF	TP	A	T	Blk	Stl	Min
		FG	FGA	FT	FTA	Off	Def	Tot									
01	Jahmouri Robinson	f	7-9	0-1	0-3	0	0	0	0	14	2	3	0	0	1	24	
12	Andrew Howard	f	3-5	0-0	3-5	4	3	7	2	9	0	2	0	0	0	23	
13	Karson King	f	1-2	0-1	0-0	2	1	3	1	2	3	1	0	2	20		
22	Johnny Benson	g	2-3	1-2	3-4	0	2	2	3	8	0	4	0	0	0	23	
33	Jesus Castillo	g	2-4	2-4	0-0	0	2	2	0	6	1	1	1	0	0	12	
02	Joel Baskin		1-5	0-2	0-0	0	0	0	0	1	2	1	0	1	0	10	
03	Fitzgerald Hopkins		3-9	2-7	1-2	0	0	0	0	9	1	1	1	0	0	23	
04	James McKelvin		2-5	2-3	2-4	0	4	4	2	8	0	2	0	0	0	22	
10	Hasaan DeCarolis		0-0	0-0	0-0	0	0	0	0	0	0	0	0	0	0	0+	
15	Pablo Hernandez		2-5	0-2	4-5	2	4	6	1	8	1	2	0	0	0	22	
21	Torrance Littles		0-0	0-0	0-0	0	0	0	0	4	0	0	0	0	0	9	
24	Zach Beel		1-1	1-1	0-0	0	1	1	2	3	1	0	1	0	0	8	
32	John Yaeger		0-0	0-0	0-0	0	0	0	0	0	0	0	0	0	0	4	
	Team					3	2	5		2							
Totals			24-48	8-23	13-23	11	19	30	16	69	10	18	4	3	20		

FG % 1st Half: 11-28 39.3% 2nd half: 13-20 65.0% Game: 24-48 50.0%
3FG % 1st Half: 4-15 26.7% 2nd half: 4-8 50.0% Game: 8-23 34.8%
FT % 1st Half: 1-5 20.0% 2nd half: 12-18 66.7% Game: 13-23 56.5%

Southeast Missouri 81 • 1-0

#	Player	Total			3-Ptr			Rebounds			PF	TP	A	T	Blk	Stl	Min
		FG	FGA	FT	FTA	Off	Def	Tot									
34	MAHONEY, Denzel	f	5-9	0-2	11-11	0	2	2	1	21	1	2	1	0	0	32	
42	LAROS, Mark	c	4-5	0-0	1-1	4	5	9	2	9	0	3	1	1	1	27	
02	DALTON, Jonathan	g	3-3	2-2	3-4	1	1	2	3	11	7	0	0	0	0	32	
03	KOWALSKI, Ray	g	1-6	0-1	0-0	0	0	0	3	2	1	1	0	1	0	16	
23	SIMMONS, Daniel	g	5-12	2-4	1-1	0	2	2	13	2	2	0	1	2	0	28	
04	VRANES, Milos		2-4	1-3	0-0	0	3	3	2	5	0	0	0	1	1	13	
13	GABLE, Isaiah		1-3	0-2	0-0	0	0	0	2	2	1	1	0	0	0	11	
15	LEWIS, Donnie		0-0	0-0	0-0	0	0	0	0	0	0	0	0	0	0	5	
20	CARPENTER, Justin		2-2	0-0	0-0	0	2	2	1	4	2	1	0	1	0	10	
25	BREWER, Ledarrius		4-10	3-6	3-4	0	5	5	2	14	3	1	0	2	0	26	
Team						3	1	4		2							
Totals			27-54	8-20	19-21	8	21	29	18	81	17	13	2	7	200		
FG % 1st Half: 12-22 54.5%		2nd half: 15-32 46.9%		Game: 27-54 50.0%		1st Half: 12-22 54.5%		2nd Half: 15-32 46.9%		Game: 27-54 50.0%		1st Half: 12-22 54.5%		2nd Half: 15-32 46.9%		Game: 27-54 50.0%	
3FG % 1st Half: 6-9 66.7%		2nd half: 12-13 92.3%		Game: 19-21 90.5%		1st Half: 6-9 66.7%		2nd Half: 12-13 92.3%		Game: 19-21 90.5%		1st Half: 6-9 66.7%		2nd Half: 12-13 92.3%		Game: 19-21 90.5%	
FT % 1st Half: 7-8 87.5%																Deadball Rebounds	

FG % 1st Half: 12-22 54.5% 2nd half: 15-32 46.9% Game: 27-54 50.0%
3FG % 1st Half: 6-9 66.7% 2nd half: 2-11 18.2% Game: 8-20 40.0%
FT % 1st Half: 7-8 87.5% 2nd half: 12-13 92.3% Game: 19-21 90.5%

Officials: Brett Miles, Kyle Bottoms, Alex Manuel
Technical fouls: Missouri Baptist-None. Southeast Missouri-None.
Attendance: 1239

Score by periods	1st	2nd	Total
Missouri Baptist	27	42	69
Southeast Missouri	37	44	81

GAME 2

LOUISIANA TECH 96, SOUTHEAST MISSOURI 95 OT

Nov. 13, 2017 • Thomas Assembly Center • Ruston, La.

Southeast Missouri 95 • 1-1

#	Player		FG	FGA	3-Ptr	FG	FTA	Off	Def	TO	PF	TP	A	T	Blk	Stl	Min
34	MAHONEY, Denzel	f	9-18	1-5	6-8	3	4	7	2	25	3	1	0	1	1	36	
42	LAROS, Mark	c	2-4	0-0	1-1	4	0	4	1	5	0	1	1	1	1	13	
02	DALTON, Jonathan	g	1-2	0-0	0-0	0	1	1	1	2	7	4	0	2	35		
03	KOWALSKI, Ray	g	4-10	3-5	1-1	1	1	2	1	11	0	0	0	0	22		
23	SIMMONS, Daniel	g	5-15	0-3	1-2	1	2	3	4	11	3	1	1	1	34		
04	VRANES, Milos		1-3	1-3	0-0	0	5	5	1	3	2	0	0	0	13		
15	LEWIS, Donnie		0-0	0-0	0-0	0	0	0	4	0	3	0	0	0	9		
20	CARPENTER, Justin		7-9	0-1	3-5	2	4	6	3	17	0	0	1	0	32		
25	BREWER, Ledarrius		7-14	4-8	2-2	2	4	6	3	20	1	2	1	1	31		
Team						0	3	3									
Totals			36-75	9-25	14-19	13	24	37	20	95	20	9	4	6	225		
FG % 1st Half: 35-51			48.4%	2nd half: 35-38			42.9%	OT: 6-9			66.7%	Game: 36-75			48.0%	Deadball	
3FG % 1st Half: 3-11			27.3%	2nd half: 3-5			27.0%	OT: 3-9			50.0%	Game: 14-25			36.0%	Deadball	
3PT % 1st Half: 6-8			75.0%	2nd half: 7-12			83.3%	OT: 3-3			100.0%	Game: 16-25			64.0%	Deadball	

FG % 1st Half: 15-31 48.4% 2nd half: 15-35 42.9% OT: 6-9 66.7% Game: 36-75 48.0%
3FG % 1st Half: 3-11 27.3% 2nd half: 3-8 37.5% OT: 3-6 50.0% Game: 9-25 36.0%
FT % 1st Half: 6-8 75.0% 2nd half: 7-8 87.5% OT: 1-3 33.3% Game: 14-19 73.7%

Louisiana Tech 96 • 2-0

#	Player	FG	Total	3-Ptr	FG	FTA	Off	Def	TP	PF	TP	A	T	Blk	Stl	Min
22	WASHINGTON, Jy'lan	f	3-7	1-3	0-0	0	3	3	1	7	2	0	0	0	0	27
05	WHITE, Joniah	c	2-3	0-0	2-2	2	3	5	1	6	2	2	3	0	0	29
00	BOYKINS, Jacobi	g	3-10	1-7	2-2	1	6	7	4	9	0	0	0	1	0	28
02	HARRIS, Jalen	g	7-13	1-4	11-14	1	7	8	2	26	5	3	2	0	36	
04	BRACEY, Daquan	g	8-13	1-2	3-4	0	5	5	2	20	4	4	0	0	37	
01	JEAN, Derric		4-6	2-4	4-6	0	1	1	3	14	3	0	1	0	30	
11	PEMBERTON, Jacobly		1-1	0-0	2-2	1	1	2	4	0	0	1	0	1	9	
21	CHRISTON, Exavian		1-3	0-1	0-0	1	0	1	0	2	0	0	0	0	13	
35	POWELL, Oliver		2-4	0-0	4-4	0	4	4	2	8	0	0	1	0	16	
Team						1	0	1								
Totals			31-60	6-21	28-34	7	30	37	17	96	16	9	8	1	225	
FG % 1st Half: 14-19 48.3% 2nd half: 12-16 45.2% OT: 5-5 100.0 Game: 31-21 51.7% Rebounds																
3FG % 1st Half: 1-4 14.3% 2nd half: 5-14 35.7% OT: 1-1 100.0 Game: 6-21 28.6% Def																
FT % 1st Half: 10-10 100% 2nd half: 10-11 90.9% OT: 10-10 100.0 Game: 10-10 100.0																

FG % 1st Half: 14-29 48.3% 2nd half: 12-26 46.2% OT: 5-5 100.0% Game: 31-60 51.7%
3FG % 1st Half: 1-7 14.3% 2nd half: 5-14 35.7% OT: 0-0 0.0% Game: 10-24 41.7%
FT % 1st Half: 10-10 100.0% 2nd half: 11-14 78.6% OT: 7-10 70.0% Game: 28-34 82.4%

Officials: Ray Natili, Bret Smith, Nomi Kidwai
Technical fouls: Southeast Missouri-TEAM. Louisiana Tech-None.
Attendance: 2456

Score by periods	1st	2nd	OT	Total
Southeast Missouri	39	40	16	95
Louisiana Tech	39	40	17	96

Last FG - SEMO OT-00:00, TECH OT-01:18.
Largest lead - SEMO by 3 1st-10:49, TECH by 7 OT-03:24.
SEMO led for 06:14. TECH led for 32:29. Game was tied for 06:17.

Score tied - 13 times.
Lead changed - 10 times.

GAME 3

EVANSVILLE 66, SOUTHEAST MISSOURI 50

Nov. 16, 2017 • Ford Center • Evansville, Ind.

SEMO 50 • 1-2

#	Player	Total			3-Ptr			Rebounds			PF	TP	A	T	Blk	Stl	Min
		FG	FGA	FT	FTA	Off	Def	Tot									
34	MAHONEY, Denzel	f	1-7	1-4	0-0	0	5	5	2	3	1	2	1	1	26		
42	LAROS, Mark	c	0-0	0-0	1-2	0	0	0	3	1	0	2	1	0	13		
02	DALTON, Jonathan	g	2-4	0-2	0-0	2	1	3	2	4	5	3	0	3	30		
03	KOWALSKI, Ray	g	2-4	1-2	0-0	0	3	3	2	5	0	4	0	0	25		
23	SIMMONS, Daniel	g	3-3	1-1	2-2	0	2	2	1	9	1	0	0	0	16		
04	VRANES, Milos		6-11	3-6	1-2	3	7	10	3	16	0	1	0	0	28		
13	GABLE, Isaiah		1-3	0-1	0-0	0	2	2	1	2	1	0	0	0	13		
15	LEWIS, Donnie		0-0	0-0	0-0	0	0	0	2	0	0	0	0	1	10		
20	CARPENTER, Justin		1-4	0-1	0-0	0	1	1	3	2	0	3	1	0	14		
25	BREWER, Ledarrius		3-12	2-8	0-2	0	3	3	5	8	1	3	2	0	25		
Team						0	2	2									
Totals			19-48	8-25	4-8	5	26	31	24	50	9	18	5	5	200		

FG % 1st Half:	8-20	40.0%	2nd half:	11-28	39.3%	Game:	19-48	39.6%	Deadball
3FG % 1st Half:	3-13	23.1%	2nd half:	5-12	41.7%	Game:	8-25	32.0%	Rebounds
FT % 1st Half:	2-4	50.0%	2nd half:	2-4	50.0%	Game:	4-8	50.0%	4

FG % 1st Half: 8-20 40.0% 2nd half: 11-28 39.3% Game: 19-48 39.6%
3FG % 1st Half: 3-13 23.1% 2nd half: 5-12 41.7% Game: 8-25 32.0%
FT % 1st Half: 2-4 50.0% 2nd half: 2-4 50.0% Game: 4-8 50.0%

Evansville 66 • 3-0

#	Player	Total			3-Ptr			Rebounds			PF	TP	A	T	Blk	Stl	Min
		FG	FGA	FT	FTA	Off	Def	Tot									
50	Simmons, Blake	f	3-6	3-5	2-2	0	4	4	2	11	0	1	0	0	0	34	
15	Traore, Dalen	c	0-0	0-0	2-2	1	3	4	1	2	0	0	0	0	0	13	
00	Taylor, Ryan	g	4-18	3-10	6-6	0	3	3	1	17	2	0	0	1	1	38	
12	Smith, Dru	g	5-6	2-2	5-6	0	6	6	3	17	9	5	1	1	1	38	
25	Gibson, Duane	g	4-7	0-0	0-0	0	3	3	0	8	1	1	0	1	1	21	
05	Hainna, Solomon		0-1	0-0	7-10	0	1	1	0	7	1	0	0	0	0	1	
10	Kuhlman, Evan		0-1	0-0	0-0	0	0	0	0	0	0	0	0	0	1	1	
14	Chatkevicius, Dainiui		0-2	0-0	0-0	1	0	1	0	1	0	0	1	0	0	1	
30	Frederking, Noah		0-0	0-0	0-0	0	0	0	0	0	0	0	0	0	0	2	
33	Riley, K.J.		0-1	0-0	0-0	1	2	3	0	0	0	1	0	1	0	1	
35	Hall, John		2-3	0-0	0-1	0	0	0	3	4	0	0	1	0	1	17	
	Team					1	2	3									
Totals			18-45	8-18	22-27	4	24	28	14	66	12	10	2	5	200		
FG % 1st Half: 13-26		50.0%	2nd half: 5-19		26.3%	Game: 18-45		40.0%							Deadball		
3FG % 1st Half: 5-9		55.6%	2nd half: 3-9		33.3%	Game: 8-18		44.4%							Rebound		
FT % 1st Half: 71.4%			2nd half: 17-20		85.0%	Game: 22-27		81.5%									

Southeast Missouri State REDHAWKS

BOX SCORES

GAME 5

MONTANA STATE 88, SOUTHEAST MISSOURI 82

Nov. 22, 2017 • Hard Rock Riviera Maya • Cancun, Mexico

SEMO 82 • 2-3

#	Player	Total		3-Ptr		Rebounds					PF	TP	A	T	Blk	Stl	Min			
		FG	FGA	FG	FGA	FT	FTA	Off	Def	Total										
42	LAROS, Mark	f	1-1	0-0	0-0	1	2	3	1	2	0	0	1	0	1	14				
02	DALTON, Jonathan	f	3-4	1-1	5-6	0	2	2	3	12	6	5	0	1	35					
03	KOWALSKI, Ray	g	1-4	0-2	1-1	0	0	0	2	3	1	2	0	0	18					
23	SIMMONS, Daniel	g	3-7	1-2	5-7	0	4	4	5	12	1	1	0	0	24					
34	MAHONEY, Denzel	g	10-14	1-2	6-8	1	5	6	3	27	0	1	0	0	33					
04	VRANES, Milos		4-6	0-1	0-0	2	2	4	2	8	2	1	0	1	21					
15	LEWIS, Donnie		0-1	0-1	0-0	0	1	1	1	0	0	0	0	0	5					
20	CARPENTER, Justin		3-6	0-1	3-4	4	4	8	4	9	1	2	0	1	25					
25	BREWER, Ledarius		4-8	1-5	0-0	0	2	2	5	9	0	3	0	1	25					
Team						0	1	1												
Totals			29-51	4-15	20-26	8	23	31	26	82	11	15	1	5	200					
FG % 1st Half: 13-26		50.0%	2nd half: 16-25		64.0%	Game: 29-51		56.9%	Deadball Rebounds		3									
3FG % 1st Half: 0-6		0.0%	2nd half: 4-9		44.4%	Game: 4-15		26.7%												
FT % 1st Half: 8-10		80.0%	2nd half: 12-16		75.0%	Game: 20-26		76.9%												

MONTANA STATE 88 • 4-2

#	Player	Total		3-Ptr		Rebounds		PF	TP	A	T	Blk	Stl	Min	
		FG	FGA	FG	FGA	FT	FTA								
02	BLEVINS, Keljin	f	2-4	0-0	3-6	1	4	5	0	7	3	0	1	0	29
04	NEUMANN, Sam	f	2-2	0-0	4-5	1	1	2	4	8	0	0	0	0	14
03	HALL, Tyler	g	11-19	8-15	4-4	1	3	4	2	34	0	0	1	0	36
05	FREY, Harald	g	3-10	0-3	2-3	0	1	1	2	8	5	2	0	2	29
10	KLINES, Devonte	g	1-2	0-0	0-1	1	2	3	3	2	4	0	0	2	26
00	GREEN, Zach		1-2	0-0	3-4	0	1	1	3	5	0	0	0	0	12
01	MVUEZLO JR., Joe		2-4	0-0	0-0	2	0	2	3	4	0	1	0	0	7
13	BONTON, Isaac		3-6	0-1	6-6	0	0	0	4	12	1	1	0	1	22
22	FREY, Konner		2-5	0-1	2-3	1	5	6	3	6	1	2	0	1	21
44	SCHULTZ, Luke		0-0	0-0	2-2	2	0	2	0	2	0	0	0	0	4
Team						0	0	0							
Totals			27-54	8-20	26-34	9	17	26	24	88	12	11	2	6	200
FG % 1st Half: 14-27		51.9%	2nd half: 13-27		48.1%	Game: 27-54		50.0%	Deadball Rebounds 3						
3FG % 1st Half: 5-10		50.0%	2nd half: 3-10		30.0%	Game: 8-20		40.0%							
FT % 1st Half: 8-10		80.0%	2nd half: 18-24		75.0%	Game: 26-34		76.5%							

Officials: Mark Maslona, Freddie Williams, Geoff Vejelsky
Technical fouls: SEMO=None, MONTANA STATE=None.
Attendance:
Cancun Challenge - Mayan Division: Championship Game

Score by periods	1st	2nd	Total
SEMO	34	48	82
MONTANA STATE	41	47	88

Points	In Paint	Off T/O	2nd Chance	Fast Break	Bench
SEMO	44	17	13	6	26
MSU	28	13	8	7	29

GAME 6

N.C. CENTRAL 77, SOUTHEAST MISSOURI 70

Nov. 26, 2017 • Show Me Center • Cape Girardeau, Mo.

N.C. Central 77 • 3-5

#	Player	Total		3-Ptr		Rebounds				PF	TP	A	T	Blk	Stl	Min
		FG	FGA	FG	FGA	FT	FTA	Off	Def							
02	DOUGLAS, Zacarry	f	1-3	1-2	0-2	0	6	6	1	3	0	0	1	1	1	23
05	GARDNER JR, Reggie	f	3-12	1-8	3-4	0	1	1	3	10	1	1	0	1	0	30
02	DAVIS, Raasean	c	9-12	0-0	2-5	2	8	10	4	20	0	1	1	1	1	34
01	WIGGINS, C.J.	g	4-8	3-4	0-1	0	2	2	0	11	3	2	0	0	0	33
03	GOLDSMITH, Brandon	g	0-0	0-0	2-2	1	1	2	1	2	0	0	0	0	0	8
00	MCKNIGHT JR, Larry		0-1	0-1	0-0	0	1	1	1	0	0	0	0	0	0	6
04	PERKINS, Jordan		5-10	0-2	3-4	0	3	3	4	13	7	4	0	2	33	
11	JONES, Alston		3-4	0-0	2-2	0	1	1	4	8	1	3	0	0	0	10
13	RIVAS, Pablo		2-3	2-2	2-2	0	2	2	3	8	0	0	1	2	1	18
22	REID, Dominique		1-1	0-0	0-0	0	1	1	1	2	0	1	1	0	5	
Team						1	4	5								
Totals			28-54	7-19	14-22	4	30	34	22	77	12	12	4	7	200	
FG % 1st Half: 16-29		55.2%	2nd half: 12-25		48.0%	Game: 28-54		51.9%	Deadball Rebounds 3							
3FG % 1st Half: 3-11		27.3%	2nd half: 4-8		50.0%	Game: 7-19		36.8%								
FT % 1st Half: 6-6		100.0	2nd half: 8-16		50.0%	Game: 14-22		63.6%								

Southeast Missouri 70 • 2-4

#	Player		FG	FGA	3-Ptr	FG	FGA	FT	FTA	Reb	Def	TP	PF	A	T	Blk	Stl	Min				
04	VRANES, Milos	f	1-6	1-3	0-0	1	6	7	2	3	4	0	4	0	0	0	19					
20	CARPENTER, Justin	f	5-10	1-2	3-5	4	7	11	3	14	1	0	0	0	1	27						
02	DALTON, Jonathan	g	1-3	0-1	3-4	0	3	3	4	5	1	0	2	0	29							
25	BREWER, Ledarius	g	3-12	1-4	2-2	1	1	2	4	9	0	2	0	1	28							
34	MAHONEY, Denzel	g	6-19	1-7	2-2	2	3	5	4	15	1	2	0	0	33							
03	KOWALSKI, Ray		1-2	0-1	2-2	0	1	1	0	4	1	1	0	0	16							
13	GABLE, Isaiah		0-0	0-0	0-0	0	0	0	0	0	0	0	0	0	0	0						
15	LEWIS, Donnie		0-0	0-0	1-2	1	0	1	0	1	0	0	0	0	0	9						
23	SIMMONS, Daniel		4-9	1-2	6-8	2	2	4	1	15	2	2	0	2	26							
42	LAROS, Mark		1-2	0-0	2-2	2	2	4	0	4	1	0	0	1	13							
Team						2	2	4														
Totals			22-63	5-20	21-27	15	27	42	18	70	11	12	0	7	200							
FG % 1st Half: 11-29		37.9%	2nd half: 11-34		32.4%	Game: 22-63		34.9%	Deadball Rebounds		2											
3FG % 1st Half: 2-8		25.0%	2nd half: 3-12		25.0%	Game: 5-20		25.0%														
FT % 1st Half: 8-12		66.7%	2nd half: 13-15		86.7%	Game: 21-27		77.8%														

Officials: Steve Divine, Collin Dotson, Brad Fritsch
Technical fouls: N.C. Central-JONES, Alston, Southeast Missouri=None.
Attendance: 645

Score by periods	1st	2nd	Total
N.C. Central	41	36	77
Southeast Missouri	32	38	70

Points	In Paint	Off T/O	2nd Chance	Fast Break	Bench
NCCUM	36	9	4	2	31
SEMO	26	16	13	4	24

GAME 7

SOUTHEAST MISSOURI 83, HANNIBAL-LAGRANGE 59

Nov. 28, 2017 • Show Me Center • Cape Girardeau, Mo.

Hannibal-LaGrange 59 • 1-4

#	Player		Total		3-Ptr		Rebounds			PF	TP	A	T	Blk	Stl	Min
			FG	FGA	FG	FGA	FT	FTA	Off							
21	HUEITT, Tyrone	f	6-10	0-1	1-2		0	0	0	3	13	0	3	2	0	29
23	SMITH, Brady	f	9-13	2-3	1-2		2	2	4	2	21	3	3	2	1	31
01	PACE, Tim	g	4-11	0-3	1-3		0	5	5	2	9	3	3	1	1	30
03	ELBE, Lincoln	g	1-7	0-5	0-0		0	2	2	1	2	4	1	1	2	30
04	EARLY, Demetrius	g	2-6	2-5	2-4		1	7	8	2	8	1	1	0	0	30
00	INGLE, Adam		0-1	0-0	0-0		0	1	1	0	0	0	1	0	0	6
02	THEBEAU, Clay		0-0	0-0	0-0		1	0	1	1	0	0	2	0	0	4
05	ISON, Trevor		3-7	0-0	0-1		2	2	4	5	6	0	1	0	0	15
12	ISON, Tyler		0-1	0-0	0-0		0	0	0	0	0	0	0	0	1	2
13	OGALAT, Bruce		0-1	0-0	0-0		1	1	2	0	0	0	0	0	0	2
14	PLUNKETT, Reed		0-1	0-1	0-0		0	0	0	0	0	1	1	0	0	5
24	HIVELY, Izack		0-0	0-0	0-0		1	0	1	3	0	1	2	0	0	16
Team							1	4	5							
Totals			25-58	4-18	5-12		9	24	33	19	59	13	18	6	5	200

Southeast Missouri State RED HAWKS

BOX SCORES

GAME 9

SOUTHEAST MISSOURI 91, UMKC 87

Dec. 6, 2017 • Show Me Center • Cape Girardeau, Mo.

UMKC 87 • 3-7

#	Player	Total		3-Ptr		Rebounds		PF	TP	A	TO	Blk	Stl	Min
		FG-FGA	FG-FGA	FT-FTA	FT-FTA	Off	Def							
05	Giles, Jordan	f	1-3	0-2	0-0	0	2	2	3	2	0	1	0	14
30	Leek, Aleer	f	1-3	1-1	0-0	2	3	5	4	3	0	1	5	0
00	Bishop, Xavier	g	5-10	1-3	7-11	1	0	1	5	18	5	3	0	0
02	Ross, Isaiah	g	2-12	2-6	0-0	1	0	1	3	6	3	2	0	1
10	Robinson, Broderick	g	8-19	5-10	3-3	2	8	10	2	24	3	1	0	2
01	Smith, Marco	g	1-3	0-1	0-0	1	0	1	3	2	4	0	0	0
03	McKissic, Brandon	g	3-7	3-4	0-0	0	6	6	4	9	0	1	1	0
14	Ahmed, Mo	g	0-0	0-0	0-0	0	0	0	0	0	0	0	0	0
15	Knar, Robert	g	1-1	0-0	0-0	0	0	0	0	2	0	0	0	0
25	Dulley, Steve	g	3-5	0-1	0-0	1	1	2	0	6	1	0	0	0
33	Nesbitt Jr., Marvin	g	6-9	3-4	0-0	4	2	6	1	15	1	0	0	0
Team						4	2	6						
Totals			31-72	15-34	10-14	16	25	41	25	87	17	9	6	4
FG % 1st Half: 14-38		36.8%	2nd half: 17-34		50.0%	Game: 31-72		43.1%	Deadball		Rebounds			
3FG % 1st Half: 7-16		43.8%	2nd half: 8-18		44.4%	Game: 15-34		44.1%	1					
FT % 1st Half: 2-3		66.7%	2nd half: 8-11		72.7%	Game: 10-14		71.4%						

Southeast Missouri 91 • 5-4

#	Player	Total		3-Ptr		Rebounds		PF	TP	A	TO	Blk	Stl	Min
		FG-FGA	FG-FGA	FT-FTA	FT-FTA	Off	Def							
04	VRANES, Milos	f	2-5	1-3	0-1	1	6	7	3	5	1	2	1	0
20	CARPENTER, Justin	f	5-12	0-1	4-6	5	6	11	0	14	2	1	3	1
02	DALTON, Jonathan	g	0-2	0-0	3-4	1	1	2	2	3	10	2	0	2
25	BREWER, Ledarius	g	4-11	1-4	0-0	1	0	1	2	9	1	0	1	0
34	MAHONEY, Denzel	g	5-7	3-3	4-5	0	3	3	4	17	1	4	0	0
01	DUFFUS, Dondre	g	2-5	0-1	2-2	0	0	0	0	1	6	2	0	0
03	KOWALSKI, Ray	g	5-7	4-5	2-2	1	2	3	1	16	1	0	0	0
13	GABLE, Isaiah	g	1-2	1-1	0-0	0	0	0	0	0	0	0	0	0
15	LEWIS, Donnie	g	0-0	0-0	0-0	1	1	2	1	0	0	0	0	0
23	SIMMONS, Daniel	g	4-7	2-4	8-10	0	3	3	1	18	3	1	0	0
Team						1	6	7						
Totals			28-58	12-22	23-30	11	28	39	15	91	21	10	5	3
FG % 1st Half: 15-30		50.0%	2nd half: 13-28		46.4%	Game: 28-58		48.3%	Deadball		Rebounds			
3FG % 1st Half: 8-12		66.7%	2nd half: 4-10		40.0%	Game: 12-22		54.5%	1					
FT % 1st Half: 10-13		76.9%	2nd half: 13-17		76.5%	Game: 23-30		76.7%						

Officials: Gene Grimshaw, Boyd Copeland, Chris Koopman
Technical fouls: UMKC-None. Southeast Missouri-None.
Attendance: 1586

Score by periods	1st	2nd	Total
UMKC	37	50	87
Southeast Missouri	48	43	91

Points	In	Off	2nd	Fast	Bench
UMKC	30	17	17	0	34
SEMO	28	15	13	4	43

GAME 10

SOUTHEAST MISSOURI 75, SOUTHERN ILLINOIS 69

Dec. 9, 2017 • SIU Arena • Carbondale, Ill.

Southeast Missouri State 75 • 6-4

#	Player	Total		3-Ptr		Rebounds		PF	TP	A	TO	Blk	Stl	Min
		FG-FGA	FG-FGA	FT-FTA	FT-FTA	Off	Def							
02	DALTON, Jonathan	*	0-1	0-1	4-6	0	0	0	1	4	4	0	0	0
04	VRANES, Milos	*	4-7	2-3	4-6	2	4	6	3	14	0	1	0	1
23	SIMMONS, Daniel	*	4-11	2-6	2-4	2	4	6	4	12	3	3	0	2
25	BREWER, Ledarius	*	4-8	2-4	3-3	0	3	3	1	13	2	0	0	1
34	MAHONEY, Denzel	*	6-12	3-4	3-6	2	2	4	4	18	0	3	0	1
01	DUFFUS, Dondre	g	2-2	1-1	3-4	0	5	5	4	8	0	4	0	3
03	KOWALSKI, Ray	g	0-3	0-2	0-0	0	2	2	1	0	0	0	0	0
13	GABLE, Isaiah	g	2-6	2-5	0-1	0	1	1	1	6	0	0	0	0
15	LEWIS, Donnie	g	0-0	0-0	0-0	0	0	0	1	0	0	0	0	0
Team						1	6	7						
Totals			22-50	12-26	19-30	7	27	34	20	75	9	11	0	8
FG % 1st Half: 13-25		52.0%	2nd half: 9-25		36.0%	Game: 22-50		44.0%	Deadball		Rebounds			
3FG % 1st Half: 6-12		50.0%	2nd half: 6-14		42.9%	Game: 12-26		46.2%	5					
FT % 1st Half: 7-11		63.6%	2nd half: 12-19		63.2%	Game: 19-30		63.3%						

Southern Illinois 69 • 4-4

#	Player	Total		3-Ptr		Rebounds		PF	TP	A	TO	Blk	Stl	Min
		FG-FGA	FG-FGA	FT-FTA	FT-FTA	Off	Def							
33	Pippen,Kavion	c	3-5	0-0	0-0	3	2	5	1	6	0	1	2	0
00	Wiley,Jonathan	g	1-7	0-0	0-2	2	3	5	1	2	1	1	3	0
03	Bartley,Marcus	g	1-7	1-5	0-0	0	6	6	4	3	6	2	0	0
13	Lloyd,Sean	g	5-9	3-3	2-2	1	5	6	5	15	1	2	1	0
22	Fletcher,Armon	g	3-6	0-1	4-7	1	7	8	4	10	1	4	0	1
04	McGill,Eric	g	2-8	1-3	0-2	2	1	3	3	5	1	2	0	1
10	Cook,Aaron	g	6-11	4-9	2-2	1	0	1	1	18	3	2	0	0
11	Smithpeters,Tyler	g	3-8	2-7	0-0	0	0	0	3	8	2	0	0	1
24	Stradnieks,Rudy	g	1-2	0-0	0-0	2	0	2	1	2	0	1	0	0
Team						2	3	5						
Totals			25-63	11-28	8-15	14	27	41	23	69	15	15	6	3
FG % 1st Half: 9-32		28.1%	2nd half: 16-31		51.6%	Game: 25-63		39.7%	Deadball		Rebounds			
3FG % 1st Half: 2-13		15.4%	2nd half: 9-15		60.0%	Game: 11-18		39.3%	4					
FT % 1st Half: 5-8		62.5%	2nd half: 3-7		42.9%	Game: 8-15		53.3%						

Officials: Randy Heimerman, David Stevens, Ervin Wilson
Technical fouls: Southeast Missouri State-None. Southern Illinois-None.
Attendance: 4493

Score by periods	1st	2nd	Total
Southeast Missouri State	39	36	75
Southern Illinois	25	44	69

Points	In	Off	2nd	Fast	Bench
SEMO	18	16	16	6	2
SIU	26	13	12	0	33

GAME 11

KANSAS STATE 89, SOUTHEAST MISSOURI 71

Dec. 16, 2017 • Bramlage Coliseum • Manhattan, Kan.

SE Missouri State 71 • 6-5

#	Player	Total		3-Ptr		Rebounds		PF	TP	A	TO	Blk	Stl	Min
		FG-FGA	FG-FGA	FT-FTA	FT-FTA	Off	Def							
04	VRANES, Milos	r	3-4	2-3	0-0	1	5	6	2	8	1	2	0	0
20	CARPENTER, Justin	r	6-13	0-3	1-1	3	1	4	0	13	2	1	0	1
02	DALTON, Jonathan	g	2-4	1-2	0-0	0	2	2	1	5	4	3	0	1
25	BREWER, Ledarius	g	0-5	0-2	0-0	0	4	4	2	0	2	0	0	1
34	MAHONEY, Denzel	g	6-9	2-3	9-9	0	1	1	2	23	0	1	0	0
01	DUFFUS, Dondre	g	1-3	1-1	0-0	0	0	0	4	3	1	2	0	0
13	GABLE, Isaiah	g	1-4	0-2	0-0	0	0	0	2	2	0	0	0	0
15	LEWIS, Donnie	g	0-0	0-0	0-0	0	0	0	2	0	2	0	0	1
23	SIMMONS, Daniel	g	6-15	5-9	0-0	0	1	1	1	17	4	0	0	0
Team						1	0	1						
Totals			25-57	11-25	10-10	5	14	19	16	71	16	9	0	4
FG % 1st Half: 12-25		48.0%	2nd half: 13-32		40.6%	Game: 25-57		43.9%	Deadball		Rebounds			
3FG % 1st Half: 6-12		50.0%	2nd half: 5-13		38.5%	Game: 11-25		44.0%	0					
FT % 1st Half: 9-9		100.0	2nd half: 1-1		100.0	Game: 10-10		100.0						

Kansas State 89 • 9-2

Southeast Missouri State REDHAWKS

BOX SCORES

GAME 13

SAINT LOUIS 78, SOUTHEAST MISSOURI 48

Dec. 22, 2017 • Chaifetz Arena • St. Louis, Mo.

Southeast Missouri 48 • 6-7

#	Player	Total		3-Ptr		Rebounds			PF	TP	A TO Blk Stl				Min
		FG-FGA	FG-FGA	FT-FTA	FT-FTA	Off	Def	Tot							
04	VRANES, Milos	f	3-4	1-2	0-0	1	1	2	2	7	0	1	0	0	19
34	MAHONEY, Denzel	f	3-9	1-4	5-8	1	3	4	2	12	1	1	0	0	30
20	CARPENTER, Justin	c	0-5	0-1	4-4	2	5	7	1	4	1	0	1	0	18
02	DALTON, Jonathan	g	1-1	0-0	0-0	0	3	3	0	2	4	2	0	1	29
25	BREWER, Ledarius	g	4-12	0-2	0-0	1	1	2	1	8	1	2	0	2	23
03	KOWALSKI, Ray	g	0-5	0-4	0-0	0	0	0	0	1	0	0	0	0	9
13	GABLE, Isaiah	g	1-6	1-4	0-0	0	1	1	2	3	0	2	0	0	17
15	LEWIS, Donnie	g	0-0	0-0	0-0	0	0	0	1	0	0	1	0	0	18
30	SIMMONS, Daniel	g	3-6	2-4	0-0	1	1	2	1	8	2	1	0	0	22
42	LAROS, Mark	g	2-5	0-0	0-0	1	2	3	1	4	0	1	0	0	15
Team						4	0	4							
Totals			17-53	5-21	9-12	11	17	28	11	48	10	11	1	3	200

FG % 1st Half: 8-25 32.0% 2nd half: 9-28 32.1% Game: 17-53 32.1%
3FG % 1st Half: 1-11 9.1% 2nd half: 4-10 40.0% Game: 5-21 23.8%
FT % 1st Half: 6-6 100.0 2nd half: 3-6 50.0% Game: 9-12 75.0%

Saint Louis 78 • 7-6

#	Player	Total		3-Ptr		Rebounds			PF	TP	A TO Blk Stl				Min
		FG-FGA	FG-FGA	FT-FTA	FT-FTA	Off	Def	Tot							
20	JOHNSON, Jalen	f	1-5	1-4	0-0	0	3	3	3	2	1	0	0	2	29
22	FRENCH, Hasahn	f	2-6	0-0	1-2	3	4	7	2	5	4	1	0	1	29
00	CARPENTER, Jordan	g	9-13	1-2	1-1	2	6	8	3	20	2	3	0	1	33
03	BESS, Javon	g	6-10	0-1	2-3	3	7	10	2	14	5	1	1	1	32
05	ROBY, Davell	g	9-15	4-8	1-1	0	2	2	1	23	3	1	0	2	32
01	FOREMAN, D.J.	g	0-1	0-0	0-0	0	0	0	0	0	0	0	1	0	8
21	PSIMITS, Markos	g	0-1	0-1	0-0	0	0	0	0	0	0	0	0	0	3
34	HINES, Aaron	g	5-7	2-4	0-0	0	1	1	2	12	1	1	0	1	20
25	ANTHONY, Rashed	g	0-0	0-0	1-2	2	3	5	0	1	0	0	4	0	14
Team						1	0	1							
Totals			32-58	8-20	6-9	11	26	37	13	78	17	9	6	6	200

FG % 1st Half: 16-31 51.6% 2nd half: 16-27 59.3% Game: 32-58 55.2%
3FG % 1st Half: 2-10 20.0% 2nd half: 6-10 60.0% Game: 8-20 40.0%
FT % 1st Half: 1-2 50.0% 2nd half: 5-7 71.4% Game: 6-9 66.7%

Officials: Tim Nestor, Wally Rutecki, Brent Hampton
Technical fouls: Southeast Missouri-None, Saint Louis-None.
Attendance: 8021

Score by periods	1st	2nd	Total
Southeast Missouri	23	25	48
Saint Louis	35	43	78

Points	In	Off	2nd	Fast	Bench
SEMO	18	2	8	0	15
SLU	48	20	18	14	13

GAME 14

BELMONT 94, SOUTHEAST MISSOURI 72

Dec. 28, 2017 • Show Me Center • Cape Girardeau, Mo.

Belmont 94 • 9-5, 1-0 OVC

#	Player	Total		3-Ptr		Rebounds			PF	TP	A TO Blk Stl				Min
		FG-FGA	FG-FGA	FT-FTA	FT-FTA	Off	Def	Tot							
25	MERCER, Mack	f	4-5	0-1	0-0	2	3	5	4	8	2	0	0	0	14
32	EGEKEZE, Amanze	f	7-7	3-3	4-4	0	3	3	2	21	0	0	0	1	24
01	LUKE, Austin	g	0-0	0-0	0-0	0	0	0	4	0	8	2	1	1	24
03	WINDLER, Dylan	g	6-9	3-6	1-2	1	8	9	1	16	4	1	3	1	34
11	MCCLAIN, Kevin	g	5-12	1-4	1-2	3	3	6	1	12	2	4	0	0	35
02	MURPHY, Grayson	g	2-5	0-2	0-0	0	2	2	0	4	2	0	0	1	10
14	HOPKINS, Nick	g	7-13	7-11	0-0	0	3	3	3	21	0	0	0	0	28
21	SAMPSON, Burton	g	0-0	0-0	2-2	0	0	0	0	2	1	0	0	0	5
42	BENKERT, Michael	g	0-0	0-0	0-0	0	0	0	1	0	0	1	0	0	4
41	HADDEN, Tyler	g	3-6	0-1	0-0	1	2	3	4	6	0	1	0	0	14
50	ADELSPERGER, Seth	g	2-3	0-0	0-0	0	0	0	1	4	0	0	1	0	8
Team						0	3	3							
Totals			36-60	14-28	8-10	7	27	34	21	94	21	10	5	4	200

FG % 1st Half: 19-35 54.3% 2nd half: 17-25 68.0% Game: 36-60 60.0%
3FG % 1st Half: 8-16 50.0% 2nd half: 6-12 50.0% Game: 14-28 50.0%
FT % 1st Half: 1-2 50.0% 2nd half: 7-8 87.5% Game: 8-10 80.0%

Southeast Missouri 72 • 6-8, 0-1 OVC

#	Player	Total		3-Ptr		Rebounds			PF	TP	A TO Blk Stl				Min
		FG-FGA	FG-FGA	FT-FTA	FT-FTA	Off	Def	Tot							
34	MAHONEY, Denzel	f	5-13	2-5	7-10	5	3	8	2	19	1	1	0	2	32
20	CARPENTER, Justin	c	2-7	0-1	0-0	2	0	2	2	4	0	0	0	0	19
02	DALTON, Jonathan	g	1-4	0-0	1-3	0	2	2	0	3	6	1	0	2	31
23	SIMMONS, Daniel	g	4-10	0-2	3-4	0	5	5	2	11	2	4	0	1	28
25	BREWER, Ledarius	g	7-11	6-9	1-2	0	0	0	3	21	1	2	0	0	22
03	KOWALSKI, Ray	g	1-3	0-2	0-0	0	0	0	0	2	1	1	0	1	9
04	VRANES, Milos	g	0-2	0-1	0-0	1	1	2	1	0	1	1	0	0	8
13	GABLE, Isaiah	g	2-6	1-3	3-4	1	3	4	2	8	0	0	0	0	23
15	LEWIS, Donnie	g	0-0	0-0	0-0	0	0	0	0	1	0	1	0	1	9
42	LAROS, Mark	g	2-3	0-0	0-0	3	2	5	1	4	0	2	0	0	19
Team						0	1	1							
Totals			24-59	9-23	15-23	12	17	29	13	72	13	12	0	7	200

FG % 1st Half: 11-25 44.0% 2nd half: 13-34 38.2% Game: 24-59 40.7%
3FG % 1st Half: 4-11 36.4% 2nd half: 5-12 41.7% Game: 9-23 39.1%
FT % 1st Half: 10-16 62.5% 2nd half: 5-7 71.4% Game: 15-23 65.2%

Officials: John St. Clair, Coy Gammon, Shane Staggs
Technical fouls: Belmont-None, Southeast Missouri-None.
Attendance: 1310

Score by periods	1st	2nd	Total
Belmont	47	47	94
Southeast Missouri	36	36	72

Points	In	Off	2nd	Fast	Bench
BEL	38	15	10	4	37
SEMO	16	13	16	4	14

GAME 15

SOUTHEAST MISSOURI 77, TENNESSEE STATE 65

Dec. 31, 2017 • Show Me Center • Cape Girardeau, Mo.

Tennessee State 65 • 5-8, 0-2 OVC

#	Player	Total		3-Ptr		Rebounds			PF	TP	A TO Blk Stl				Min
		FG-FGA	FG-FGA	FT-FTA	FT-FTA	Off	Def	Tot							
04	HAMILTON, K.	f	5-11	2-5	0-0	2	2	4	4	12	1	0	0	2	26
21	MEKOWULU, Christian	f	3-7	0-0	2-3	1	2	3	3	8	1	2	2	2	25
00	CHANEY, Armani	f	0-3	0-0	0-0	0	4	4	2	0	0	2	0	0	18
01	SPENCER, Delano	g	6-18	4-11	1-1	0	3	3	1	17	1	1	0	2	32
14	REDDICK, Darreon	g	3-6	0-1	5-5	0	1	1	3	11	1	3	0	1	25
02	MCKNIGHT, Kamar	g	1-3	0-2	1-2	0	3	3	1	3	2	0	0	0	12
10	DAVIS, Tripp	g	0-0	0-0	0-0	0	0	0	1	0	0	0	0	0	9
22	CUMMINGS, Daniel	g	1-3	1-2	0-0	0	1	1	3	3	1	2	0	0	16
30	CHAFFEE JR., Stokley	g	1-1	0-0	0-0	0	2	2	2	2	0	0	0	0	16
34	DUKE, Jalen	g	4-4	1-1	0-0	1	2	3	0	9	1	0	0	0	21
Team						1	2	3							
Totals			24-56	8-22	9-11	5	22	27	20	65	8	10	2	7	200

FG % 1st Half: 10-27 37.0% 2nd half: 14-29 48.3% Game: 24-56 42.9%
3FG % 1st Half: 1-8 12.5% 2nd half: 7-14 50.0% Game: 8-22 36.4%
FT % 1st Half: 6-8 75.0% 2nd half: 3-3 100.0 Game: 9-11 81.8%

Southeast Missouri 77 • 7-8, 1-1 OVC

#	Player		Total			3-Ptr			Rebounds			PF	TP	A TO Blk Stl				Min
			FG-FGA	FG-FGA	FT-FTA	FT-FTA	Off	Def	Tot	A	TO			Blk	Stl			
04	VRANES, Milos	f	4-7	3-6	1-2	1	5	6	1	12	2	3	0	1	21			
34	MAHONEY, Denzel	f	4-8	2-4	12-13	3	8	11	1	22	2	2	0	2	34			
20	CARPENTER, Justin	c	5-8	2-3	2-2	0	2	2	4	14	1	1	1	0	25			
02	DALTON, Jonathan	g	0-2	0-1	2-2	2	1	3	2	2	4	3	0	0	29			
25	BREWER, Ledarius	g	7-18	2-12	0-1	0	6	6	1	16	1	0	3	1	30			
03	KOWALSKI, Ray	g	0-2	0-2	0-0	0	2	2	1	0	1	0	0	0	9			
13	GABLE, Isaiah	g	2-5	1-4	0-0	0	0	0	0	5	1	0	0	0	9			
15	LEWIS, Donnie	g	0-0	0-0	0-0	1	2	3	3	0	4	2	0	1	20			
30	SIMMONS, Daniel	g	2-3	2-3	0-0	0	1	1	2	6	0	2	0	0	12			
42	LAROS, Mark	g	0-0	0-0	0-0	1	2	3	0	0	0	0	0	0	11			
	Team					2	0	2										

Southeast Missouri State REDHAWKS

BOX SCORES

GAME 17

AUSTIN PEAY 76, SOUTHEAST MISSOURI 71

Jan. 6, 2018 • Dunn Center • Clarksville, Tenn.

Southeast Missouri 71 • (7-10, 1-3 OVC)

#	Player	Total		3-Ptr		Rebounds			PF	TP	A		To	Blk	Stl	Min
		FG	FGA	FG	FGA	FT	FTA	Off Def Tot			TO	BLK				
04	VRANES, Milos	f	2-5	2-5	1-2	1	4	5	5	7	0	2	0	0	0	35
20	CARPENTER, Justin	f	1-3	0-0	0-0	1	1	2	3	2	1	2	0	1	1	15
02	DALTON, Jonathan	g	3-4	1-1	0-0	2	1	3	1	7	9	3	0	0	0	33
25	BREWER, Ledarius	g	5-15	4-9	4-6	0	1	1	2	18	1	1	1	2	1	38
34	MAHONEY, Denzel	g	7-11	4-6	6-6	1	5	6	3	24	0	3	1	0	2	26
03	KOWALSKI, Ray		0-0	0-0	0-0	0	0	0	0	0	0	0	0	0	1	6
15	LEWIS, Donnie		0-0	0-0	0-0	0	0	0	2	0	2	0	0	0	1	12
23	SIMMONS, Daniel		5-10	0-3	1-3	0	2	2	3	11	1	1	0	0	0	22
42	LAROS, Mark		1-3	0-0	0-0	2	1	3	2	2	0	0	0	0	0	13
Team						0	1	1								
Totals			24-51	11-24	12-17	7	16	23	21	71	14	12	2	4	20	
FG % 1st Half: 10-26		38.5%	2nd half: 14-25		56.0%	Game: 24-51		47.1%	Deadball							
3FG % 1st Half: 3-12		25.0%	2nd half: 8-12		66.7%	Game: 11-24		45.8%	Rebounds							
FT % 1st Half: 4-7		57.1%	2nd half: 8-10		80.0%	Game: 12-17		70.6%								

Austin Peay 76 • (9-7, 4-0 OVC)

#	Player	Total		3-Ptr		Rebounds			PF	TP	A		To	Blk	Stl	Min
		FG	FGA	FG	FGA	FT	FTA	Off Def Tot			TO	BLK				
03	PORTER-BUNTON, Chri	f	3-11	2-7	3-4	1	2	3	4	11	1	1	0	2	2	23
21	TAYLOR, Terry	f	9-14	2-6	9-11	9	5	14	1	29	1	2	0	0	0	35
24	UGBA, Averyl	f	5-6	1-2	2-4	5	3	8	4	13	0	2	0	0	0	21
01	IVORY, Tre'	g	3-9	0-2	0-0	1	3	4	0	6	6	3	0	0	0	33
04	GUMM, Dayton	g	2-6	0-3	0-1	1	2	3	0	4	2	1	0	1	1	27
00	McCARATHY, Acodyan		0-0	0-0	0-0	0	0	0	0	0	0	1	0	0	0	1
15	CUCAK, Ivan		0-0	0-0	0-0	0	0	0	2	0	0	0	0	0	1	6
22	HENDERSON, Richard		2-5	0-0	0-0	2	1	3	3	4	0	2	0	0	0	10
23	HARRIS, Steve		3-6	0-2	0-0	1	3	4	0	6	1	0	0	0	0	24
25	GLOTTA, Zach		1-5	1-3	0-0	0	1	1	1	3	2	1	0	0	0	20
Team						2	2	4								
Totals			28-62	6-25	14-20	22	22	44	15	76	13	13	0	4	20	
FG % 1st Half: 14-32		43.8%	2nd half: 14-30		46.7%	Game: 28-62		45.2%	Deadball							
3FG % 1st Half: 4-16		25.0%	2nd half: 2-9		22.2%	Game: 6-25		24.0%	Rebounds							
FT % 1st Half: 4-6		66.7%	2nd half: 10-14		71.4%	Game: 14-20		70.0%								

Officials: Kevin Driver, Mike Grundman, Cody Crum

Technical fouls: Southeast Missouri-None. Austin Peay-None.

Attendance: 1825

Score by periods	1st	2nd	Total
Southeast Missouri	27	44	71
Austin Peay	36	40	76

Points	In	Off	2nd	Fast	Bench
SEMO	Paint	T/O	Chance	Break	
APSU	38	16	24	4	13

GAME 18

SOUTHEAST MISSOURI 78, MOREHEAD STATE 75

Jan. 11, 2018 • Show Me Center • Cape Girardeau, Mo.

Morehead State 75 • 4-12, 0-5 OVC

#	Player	Total		3-Ptr		Rebounds			PF	TP	A		To	Blk	Stl	Min
		FG	FGA	FG	FGA	FT	FTA	Off Def Tot			TO	BLK				
12	GREEN, Malek	f	2-3	0-0	3-3	3	3	6	3	7	0	0	0	0	0	20
13	HARRIS, Lamontay	f	7-14	1-4	0-0	1	9	10	2	15	1	3	0	0	0	31
00	HICKS, A.J.	g	8-14	1-5	4-6	0	1	1	1	21	5	3	0	2	0	34
02	WALKER, Jordan	g	2-7	0-3	5-7	1	2	3	4	9	3	1	0	2	0	37
32	HENSON, Djimon	g	1-6	0-4	0-0	1	2	3	4	2	1	3	0	0	0	28
01	KING, Londell		3-6	0-2	0-0	4	2	6	5	6	0	2	0	1	2	23
04	COOPER, De'von		5-7	5-7	0-0	1	4	5	1	15	0	2	0	1	1	23
10	CHATMAN, Alonzo		0-1	0-0	0-1	0	0	0	2	0	0	3	0	0	0	6
Team						1	1	2								
Totals			28-58	7-25	12-17	12	24	36	22	75	10	17	0	6	20	
FG % 1st Half: 10-26		38.5%	2nd half: 18-32		56.3%	Game: 28-58		48.3%	Deadball							
3FG % 1st Half: 3-11		27.3%	2nd half: 4-14		28.6%	Game: 7-25		28.0%	Rebounds							
FT % 1st Half: 5-7		71.4%	2nd half: 7-10		70.0%	Game: 12-17		70.6%								

Southeast Missouri 78 • 8-10, 2-3 OVC

#	Player	Total		3-Ptr		Rebounds			PF	TP	A		To	Blk	Stl	Min
		FG	FGA	FG	FGA	FT	FTA	Off Def Tot			TO	BLK				
34	MAHONEY, Denzel	f	8-15	3-9	3-5	1	3	4	4	22	1	1	1	1	1	28
42	LAROS, Mark	c	5-7	0-1	1-2	3	5	8	1	11	1	1	1	1	1	33
05	DALTON, Jonathan	g	4-9	1-6	1-2	0	2	2	1	10	6	3	0	1	1	39
15	LEWIS, Donnie	g	0-2	0-2	2-3	0	2	2	2	2	2	1	0	0	0	25
25	BREWER, Ledarius	g	4-8	2-6	6-7	0	3	3	3	16	1	2	0	1	1	33
20	CARPENTER, Justin		0-1	0-1	2-2	2	2	4	3	2	0	3	0	0	0	13
23	SIMMONS, Daniel		5-9	2-4	3-4	1	2	3	5	15	0	2	0	1	1	29
Team						1	3	4								
Totals			26-51	8-29	18-25	8	22	30	19	78	11	13	2	5	20	
FG % 1st Half: 12-26		46.2%	2nd half: 14-25		56.0%	Game: 26-51		51.0%	Deadball							
3FG % 1st Half: 6-17		35.3%	2nd half: 2-12		16.7%	Game: 8-29		27.6%	Rebounds							
FT % 1st Half: 7-9		77.8%	2nd half: 11-16		68.8%	Game: 18-25		72.0%								

Officials: John St. Clair, Coy Gammon, Darnell Spann

Technical fouls: Morehead State-None. Southeast Missouri-SIMMONS, Daniel; CARPENTER, Justin.

Attendance: 915

Score by periods	1st	2nd	Total
Morehead State	28	47	75
Southeast Missouri	37	41	78

Points	In	Off	2nd	Fast	Bench
MOR	Paint	T/O	Chance	Break	
SEMO	34	25	11	2	17

GAME 19

EASTERN KENTUCKY 91, SOUTHEAST MISSOURI 86

Jan. 13, 2018 • Show Me Center • Cape Girardeau, Mo.

Eastern Kentucky 91 • 8-11, 2-4 OVC

#	Player	Total		3-Ptr		Rebounds			PF	TP	A		To	Blk	Stl	Min
		FG	FGA	FG	FGA	FT	FTA	Off			Def	Tot				
02	DISHMAN, DeAndre	f	7-13	0-0	3-3	2	2	4	1	17	0	2	1	0	0	28
10	MAYO, Nick	f	4-6	3-3	0-0	0	5	5	4	11	5	0	1	0	0	27
00	WEAVER, Dujuana	g	4-6	3-4	4-4	0	5	5	3	15	0	1	0	1	0	23
01	HOBBS, JacQuess	g	3-5	2-3	0-0	0	0	0	0	8	0	0	0	0	0	8
20	BOYD, Dedric	g	1-10	0-9	7-8	0	4	4	2	9	5	3	0	2	0	35
03	BROUGHTON, Peyton		2-5	1-2	0-0	1	0	1	0	5	2	0	0	0	0	15
04	AVARE, Dillon		0-3	0-3	0-0	0	1	1	1	0	2	2	0	0	1	18
05	YOUNGMAN, A.J.		2-3	2-3	0-0	0	1	1	5	6	0	2	0	0	0	18
12	CHARLES, Zach		1-1	0-0	0-0	0	3	3	3	2	1	0	0	0	1	12
13	DAVIS, Jackson		5-12	1-2	7-7	4	1	5	0	18	0	0	0	0	0	16
Team						0	0	0								
Totals			29-64	12-29	21-22	7	22	29	19	91	15	10	2	5	200	
FG % 1st Half: 16-34 47.1% 2nd half: 13-30 43.3% Game: 29-64 45.3% Rebound																
3FG % 1st Half: 8-15 53.3% 2nd half: 4-14 28.6% Game: 12-29 41.4% Def																
FT % 1st Half: 10-10 100% 2nd half: 10-10 100% Game: 10-10 100% Off																

Southeast Missouri State REDHAWKS

BOX SCORES

GAME 21

SOUTHEAST MISSOURI 86, EASTERN ILLINOIS 74

January 20, 2018 • Lantz Arena • Charleston, Ill.

Southeast Missouri 86 • 10-11, 4-4 OVC

#	Player	Total		3-Ptr		Rebounds		PF	TP	A	T	Blk	Stl	Min
		FG	FGA	FG	FGA	Off	Def							
04	VRANES, Milos	f	1-7	1-5	0-0	1	1	2	0	3	3	0	0	20
20	CARPENTER, Justin	f	10-16	1-1	3-4	3	1	4	2	24	1	0	0	23
02	DALTON, Jonathan	g	2-8	2-6	4-4	0	2	2	2	10	6	1	0	27
25	BREWER, Ledarius	g	3-10	0-3	6-6	1	6	7	3	12	1	1	0	32
34	MAHONEY, Denzel	g	2-4	2-4	2-2	1	4	5	3	8	2	2	0	30
03	KOWALSKI, Ray	g	0-0	0-0	0-0	0	1	1	0	0	1	2	0	11
15	LEWIS, Donnie	g	1-1	1-1	0-0	0	0	0	0	3	1	1	0	14
23	SIMMONS, Daniel	g	8-9	5-6	5-6	0	5	5	2	26	5	1	0	27
42	LAROS, Mark	g	0-1	0-0	0-0	1	1	2	2	0	0	0	0	9
Team						0	1	1			2			
Totals			27-56	12-26	20-22	7	22	29	14	86	20	10	0	200
FG % 1st Half: 14-28		50.0%	2nd half: 13-28		46.4%	Game: 27-56		48.2%	Deadball		Rebounds			
3FG % 1st Half: 6-14		42.9%	2nd half: 6-12		50.0%	Game: 12-26		46.2%	1					
FT % 1st Half: 2-3		66.7%	2nd half: 18-19		94.7%	Game: 20-22		90.9%						

Eastern Illinois 74 • 7-12, 3-5 OVC

#	Player	Total		3-Ptr		Rebounds		PF	TP	A	T	Blk	Stl	Min
		FG	FGA	FG	FGA	Off	Def							
05	CROSSLAND, Ray	f	4-8	1-2	2-4	2	5	7	3	11	3	3	2	33
24	STARKS, Jajuan	f	7-11	0-2	3-4	1	2	3	1	17	1	3	0	1
25	DAMA, Muusa	f	5-8	0-0	6-8	4	8	12	4	16	2	3	2	26
03	SMITH, Mack	g	6-10	5-8	0-0	1	5	6	5	17	2	1	0	31
04	GOODWIN, Montell	g	5-17	2-10	1-2	1	1	2	2	13	5	1	0	39
11	KOCH, Logan	g	0-2	0-2	0-0	0	0	0	0	3	1	0	0	18
40	JONES, Lucas	g	0-1	0-0	0-0	0	0	0	1	0	2	0	0	12
55	DIALLO, Aboubacar	g	0-1	0-0	0-0	2	1	3	1	0	0	0	0	14
Team						0	1	1						
Totals			27-58	8-24	12-18	11	23	34	17	74	16	14	4	200
FG % 1st Half: 17-30		56.7%	2nd half: 10-28		35.7%	Game: 27-58		46.6%	Deadball		Rebounds			
3FG % 1st Half: 7-12		58.3%	2nd half: 1-12		8.3%	Game: 8-24		33.3%	4					
FT % 1st Half: 2-6		33.3%	2nd half: 10-12		83.3%	Game: 12-18		66.7%						

Officials: Kevin Driver, Scott Tierney, and Boyd Copeland
Technical fouls: Southeast Missouri-None. Eastern Illinois-None.
Attendance: 1369

Score by periods	1st	2nd	Total
Southeast Missouri	36	50	86
Eastern Illinois	43	31	74

Points	In	Off	2nd	Fast	Bench
SEMO	26	21	10	12	29
EIU	30	13	6	5	0

GAME 22

TENNESSEE TECH 76, SOUTHEAST MISSOURI 65

Jan. 25, 2018 • Eblen Center • Cookeville, Tenn.

Southeast Missouri 65 • 10-12, 4-5

#	Player	Total		3-Ptr		Rebounds		PF	TP	A	T	Blk	Stl	Min
		FG	FGA	FG	FGA	Off	Def							
04	VRANES, Milos	f	2-4	1-2	0-0	1	2	3	1	5	0	3	0	20
20	CARPENTER, Justin	f	1-5	0-2	1-2	1	4	5	3	3	0	0	0	19
05	DALTON, Jonathan	g	3-3	1-1	0-2	0	2	2	2	7	6	4	0	33
25	BREWER, Ledarius	g	3-11	1-7	6-6	1	1	2	0	13	0	2	1	29
34	MAHONEY, Denzel	g	6-12	4-6	3-4	1	2	3	2	19	0	1	4	36
03	KOWALSKI, Ray	g	1-1	1-1	2-2	0	1	1	0	5	0	1	0	17
15	LEWIS, Donnie	g	0-0	0-0	0-0	0	0	0	0	1	0	2	0	7
23	SIMMONS, Daniel	g	5-11	2-6	1-4	0	1	1	3	13	1	0	0	23
42	LAROS, Mark	g	0-2	0-1	0-0	0	3	3	3	0	2	0	0	16
Team						0	3	3						
Totals			21-49	10-26	13-20	4	19	23	15	65	11	11	1	200
FG % 1st Half: 11-27		40.7%	2nd half: 10-22		45.5%	Game: 21-49		42.9%	Deadball		Rebounds			
3FG % 1st Half: 6-16		37.5%	2nd half: 4-10		40.0%	Game: 10-26		38.5%	4					
FT % 1st Half: 5-6		83.3%	2nd half: 8-14		57.1%	Game: 13-20		65.0%						

Tennessee Tech 76 • 14-8, 6-3

#	Player	Total		3-Ptr		Rebounds		PF	TP	A	T	Blk	Stl	Min
		FG	FGA	FG	FGA	Off	Def							
22	ALEXANDER, Courtney	f	3-5	0-0	0-1	4	3	7	2	6	1	2	0	34
25	RAMSEY, Mason	f	5-10	0-0	0-0	2	1	3	4	10	3	1	0	30
11	HENRY, Micaiah	c	1-2	0-0	0-0	0	2	3	2	2	0	2	2	15
00	CALHOUN, Shaq	g	6-13	2-8	0-0	3	3	6	2	14	3	4	0	1
10	MAK, Kajan	g	8-16	4-7	2-2	3	5	8	1	22	4	1	1	2
03	TILLERY, Corey	g	0-2	0-2	0-0	0	0	0	0	0	0	0	0	5
15	PHILLIPS, Curtis	g	5-13	1-6	8-8	1	9	10	0	19	6	3	1	2
54	CROSLAND, Cade	g	1-2	1-2	0-0	0	0	0	4	3	4	0	0	1
Team						2	4	6						
Totals			29-63	8-25	10-11	16	27	43	15	76	18	15	5	200
FG % 1st Half: 13-35		37.1%	2nd half: 16-28		57.1%	Game: 29-63		46.0%	Deadball		Rebounds			
3FG % 1st Half: 3-13		23.1%	2nd half: 5-12		41.7%	Game: 8-25		32.0%	0					
FT % 1st Half: 0-0		0.0%	2nd half: 10-11		90.9%	Game: 10-11		90.9%						

Officials: John Hampton, Andrew Walton, Andy Ezzele
Technical fouls: Southeast Missouri-None. Tennessee Tech-None.
Attendance: 1936

Score by periods	1st	2nd	Total
Southeast Missouri	33	32	65
Tennessee Tech	29	47	76

Points	In	Off	2nd	Fast	Bench
SEMO	22	19	8	10	18
TU	36	11	12	7	22

GAME 23

JACKSONVILLE STATE 78, SOUTHEAST MISSOURI 60

Jan. 27, 2018 • Pete Mathews Coliseum • Jacksonville, Ala.

Southeast Missouri 60 • 10-13, 4-6 OVC

#	Player	Total		3-Ptr		Rebounds		PF	TP	A	T	Blk	Stl	Min
		FG	FGA	FG	FGA	Off	Def							
04	VRANES, Milos	f	1-3	1-2	0-0	0	0	0	2	3	1	3	0	13
20	CARPENTER, Justin	c	4-8	0-0	4-6	2	1	3	3	12	1	2	0	23
05	DALTON, Jonathan	g	0-1	0-1	5-7	1	0	1	0	5	2	4	0	3
25	BREWER, Ledarius	g	4-8	1-5	0-0	0	4	4	2	9	1	2	1	30
34	MAHONEY, Denzel	g	4-12	3-8	6-8	2	1	3	2	17	0	1	0	32
03	KOWALSKI, Ray	g	1-3	1-3	0-0	0	1	1	4	3	1	1	0	21
15	LEWIS, Donnie	g	0-1	0-1	0-0	1	1	2	1	0	4	0	0	8
23	SIMMONS, Daniel	g	3-10	2-5	1-2	0	4	4	2	9	1	2	0	1
42	LAROS, Mark	g	1-1	0-0	0-0	0	1	1	2	2	0	1	0	17
Team						1	6	7			1			
Totals			18-47	8-25	16-23	7	19	26	18	60	11	17	1	200
FG % 1st Half: 8-23		34.8%	2nd half: 10-24		41.7%	Game: 18-47		38.3%	Deadball		Rebounds			
3FG % 1st Half: 5-14		35.7%	2nd half: 3-11		27.3%	Game: 8-25		32.0%	4					
FT % 1st Half: 6-9		66.7%	2nd half: 10-14		71.4%	Game: 16-23		69.6%						

Jacksonville State 78 • 16-7, 7-3 OVC

#	Player	Total		3-Ptr		Rebounds		PF	TP	A	T	Blk	Stl	Min
		FG	FGA	FG	FGA	Off	Def							
00	GREGORY, Jamall	*	4-10	2-5	2-2	0	3	3	2	12	6	1	1	3

Southeast Missouri State RED HAWKS

BOX SCORES

GAME 25

AUSTIN PEAY 96, SOUTHEAST MISSOURI 81

Feb. 3, 2018 • Show Me Center • Cape Girardeau, Mo.

Austin Peay 96 • 14-10, 9-3 OVC

#	Player		Total		3-Ptr		Rebounds		PF	TP	A	TO	Blk	Stl	Min
			FG	FGA	FG	FGA	FT	FTA							
03	PORTER-BUNTON, Chri	f	3-5	1-3	0-0	1	1	2	3	9	3	2	0	1	20
24	UGBA, Averyl	f	11-16	1-3	5-5	3	5	8	3	28	3	0	2	0	33
01	IVORY, Tre'	g	0-2	0-0	0-0	0	2	2	3	0	4	1	0	0	22
04	GUMM, Dayton	g	5-10	2-2	2-2	0	3	3	1	14	6	1	0	1	30
21	TAYLOR, Terry	g	9-15	1-3	0-0	4	8	12	3	19	2	1	2	0	34
00	MCCARTHY, Acoydan	g	0-0	0-0	0-0	0	0	0	0	0	0	0	0	0	1
15	CUCAK, Ivan	g	0-1	0-0	0-0	1	0	1	0	0	1	0	0	0	3
22	HENDERSON, Richard	g	0-2	0-0	0-1	0	2	2	0	0	0	0	0	0	8
23	HARRIS, Steve	g	2-6	1-1	2-4	0	0	0	3	7	3	2	0	0	23
25	GLOTTA, Zach	g	7-10	3-6	2-2	0	2	2	4	19	1	2	0	0	26
Team						2	0	2							
Totals			37-67	11-19	11-14	11	23	34	21	96	23	10	4	2	200

FG % 1st Half: 20-38 52.6% 2nd half: 17-29 58.6% Game: 37-67 55.2%
3FG % 1st Half: 3-6 66.7% 2nd half: 3-7 42.9% Game: 11-19 57.9%
FT % 1st Half: 3-6 50.0% 2nd half: 8-8 100.0% Game: 11-14 78.6%

Southeast Missouri 81 • 10-15, 4-8 OVC

#	Player		Total		3-Ptr		Rebounds		PF	TP	A	TO	Blk	Stl	Min
			FG	FGA	FG	FGA	FT	FTA							
34	MAHONEY, Denzel	f	7-18	1-6	5-6	2	3	5	4	20	0	3	0	0	30
20	CARPENTER, Justin	c	0-1	0-0	0-0	0	0	0	1	0	0	0	0	0	5
05	DALTON, Jonathan	g	1-2	0-1	4-6	0	0	0	1	6	6	1	0	0	31
23	SIMMONS, Daniel	g	7-13	0-3	4-7	1	6	7	3	18	3	3	1	1	29
25	BREWER, Ledarius	g	4-7	3-6	0-0	0	3	3	1	11	2	2	1	2	29
03	KOWALSKI, Ray	g	4-4	3-3	0-0	0	2	2	1	11	0	1	0	0	19
04	VRANES, Milos	g	2-4	1-2	0-0	2	4	6	4	5	0	2	0	0	28
15	LEWIS, Donnie	g	0-0	0-0	0-0	0	0	0	0	0	2	0	0	0	9
42	LAROS, Mark	g	5-5	0-0	0-1	1	2	3	3	10	0	2	2	0	20
Team						0	1	1							
Totals			30-54	8-21	13-20	6	21	27	18	81	13	14	4	3	200

FG % 1st Half: 18-27 66.7% 2nd half: 12-27 44.4% Game: 30-54 55.6%
3FG % 1st Half: 7-13 53.8% 2nd half: 1-8 12.5% Game: 8-21 38.1%
FT % 1st Half: 6-8 75.0% 2nd half: 12-17 70.6% Game: 13-20 65.0%

Officials: Tom O'Neill, Scott Tierney, Ryan O'neal

Technical fouls: Austin Peay-None. Southeast Missouri-None.

Attendance: 2234

Score by periods	1st	2nd	Total
Austin Peay	51	45	96
Southeast Missouri	49	32	81

Points	In	Off	2nd	Fast	Bench
APSU	44	19	12	4	26
SEMO	38	14	6	2	26

GAME 26

SOUTHEAST MISSOURI 78, MOREHEAD STATE 62

Feb. 8, 2018 • Ellis T. Johnson Arena • Morehead, Ky.

Southeast Missouri 78 • 11-15, 5-8 OVC

#	Player	Total		3-Ptr		Rebounds		PF	TP	A	TO	Blk	Stl	Min	
		FG	FGA	FG	FGA	FT	FTA								
20	CARPENTER, Justin	f	8-10	0-0	4-8	4	2	6	2	20	1	3	0	0	27
05	DALTON, Jonathan	g	2-3	1-2	0-0	0	1	1	3	5	3	0	0	3	31
23	SIMMONS, Daniel	g	4-7	0-2	4-6	0	9	9	3	12	3	3	0	1	30
25	BREWER, Ledarius	g	5-14	2-6	0-0	0	3	3	1	12	1	0	0	2	32
34	MAHONEY, Denzel	g	4-8	2-5	5-5	1	3	4	5	15	3	1	0	1	23
03	KOWALSKI, Ray	g	1-3	1-1	0-0	0	0	0	1	3	0	0	0	0	18
04	VRANES, Milos	g	2-5	2-5	0-0	1	2	3	1	6	0	3	0	1	14
15	LEWIS, Donnie	g	1-2	1-2	0-0	0	0	0	0	3	1	1	0	1	11
42	LAROS, Mark	g	1-1	0-0	0-0	1	3	4	2	2	0	1	1	0	14
	Team					1	2	3	1						
Totals			28-53	9-23	13-19	8	25	33	19	78	14	15	2	8	200

FG % 1st Half: 12-25 48.0% 2nd half: 16-28 57.1% Game: 28-53 52.8%
3FG % 1st Half: 5-15 33.3% 2nd half: 4-8 50.0% Game: 9-23 39.1%
FT % 1st Half: 6-7 85.7% 2nd half: 7-12 58.3% Game: 13-19 68.4%

Morehead State 62 • 6-18, 2-11 OVC

#	Player		Total		3-Ptr		Rebounds		PF	TP	A	TO	Blk	Stl	Min
			FG	FGA	FG	FGA	FT	FTA							
01	KING, Londell	f	3-7	0-3	3-6	4	3	7	3	9	1	4	2	0	26
12	GREEN, Malek	f	5-9	0-1	1-2	3	7	10	1	11	0	4	1	0	29
00	HICKS, A.J.	g	5-12	2-4	1-5	0	1	1	1	13	3	3	0	1	34
02	WALKER, Jordan	g	4-10	1-6	8-11	1	5	6	4	17	1	4	0	1	32
22	HENSON, Dijmon	g	1-5	0-3	1-2	0	4	4	0	3	1	1	0	0	27
03	BAKER, James	g	0-2	0-2	1-2	2	0	2	3	1	0	0	1	1	16
04	COOPER, DeVon	g	1-4	1-2	0-0	0	0	0	2	3	0	0	0	1	19
10	CHATMAN, Alonzo	g	1-1	0-0	0-0	1	0	1	2	2	0	1	0	0	7
11	FEAGIN, Richard	g	1-1	1-1	0-0	0	1	1	0	3	0	0	0	0	10
Team						1	0	1							
Totals			21-51	5-22	15-28	12	21	33	16	62	7	17	4	4	200

FG % 1st Half: 13-28 46.4% 2nd half: 8-23 34.8% Game: 21-51 41.2%
3FG % 1st Half: 3-10 30.0% 2nd half: 2-12 16.7% Game: 5-22 22.7%
FT % 1st Half: 7-13 53.8% 2nd half: 8-15 53.3% Game: 15-28 53.6%

Officials: Bart Lennox, Steve Divine, Davis Maxwell

Technical fouls: Southeast Missouri-SIMMONS, Daniel. Morehead State-TEAM.

Attendance: 3315

Score by periods	1st	2nd	Total
Southeast Missouri	35	43	78
Morehead State	36	26	62

Points	In	Off	2nd	Fast	Bench
SEMO	36	27	14	5	14
MOR	32	17	14	4	9

GAME 27

SOUTHEAST MISSOURI 81, UT MARTIN 77 OT

Feb. 10, 2018 • Elam Center • Martin, Tenn.

Southeast Missouri 81 • 12-15 (6-8 OVC)

#	Player	Total		3-Ptr		Rebounds		PF	TP	A	TO	Blk	Stl	Min	
		FG-FA	FG-FTA	FG-FA	FG-FTA	Off	Def								
05	DALTON, Jonathan	2-5	0-3	0-0		1	3	4	3	4	10	1	0	3	44
20	CARPENTER, Justin	5-6	0-0	0-2		4	2	6	4	10	0	0	0	0	37
23	SIMMONS, Daniel	6-9	3-3	0-0		0	2	2	1	15	1	2	0	0	36
25	BREWER, Ledarius	7-14	0-7	5-6		1	9	10	1	19	2	5	0	1	36
34	MAHONEY, Denzel	8-14	5-8	6-7		0	4	4	3	27	2	4	0	2	37
03	KOWALSKI, Ray	1-5	1-5	0-0		0	0	0	1	3	0	0	0	0	13
04	VRANES, Milos	1-2	1-1	0-0		0	2	2	1	3	0	2	0	1	11
15	LEWIS, Donnie	0-0	0-0	0-0		0	0	0	0	0	0	1	0	0	6
42	LAROS, Mark	0-0	0-0	0-0		0	0	0	0	0	0	1	0	0	5
	Team					2	0	2				1			
Totals		30-55	10-27	11-15		8	22	30	14	81	15	17	0	7	225

FG % 1st Half: 12-26 46.2% 2nd half: 16-24 66.7% OT: 2-5 40.0% Game: 30-55 54.5% Deadball Rebounds 1
3FG % 1st Half: 5-16 31.3% 2nd half: 4-8 50.0% OT: 1-3 33.3% Game: 10-27 37.0%
FT % 1st Half: 0-0 0.0% 2nd half: 9-13 69.2% OT: 2-2 100.0% Game: 11-15 73.3%

UT Martin 77 • 9-18 (4-10 OVC)

#	Player	Total		3-Ptr		Rebounds		PF	TP	A	TO	Blk	Stl	Min
		FG-FGA	FG-FG%	FT-FTA	FT-FT%	Off	Def							
02	BOGAN, Delfinco	* 4-11	2-7	2-2	1	4	5	1	12	9	3	0	3	41
11	THOMPSON, Darius	* 6-7	1-1	0-0	0	2	2	3	13	2	2	0	1	41
13	FOFANA, Mike	* 1-2	0-0	0-0	0	0	0	0	2	1	1	0	0	6
15	WILLIAMS, Dominique	* 3-5	0-0	3-3	0	2	2	0	9	1	1	1	0	16
30	GILL, Jallen	* 5-7	0-0	0-1	2	4	6	2	10	2	2	1	1	25
01	BUTLER, Matthew	* 4-12	3-9	0-0	0	2	2	1	11	3	1	0	1	41
04	HEWITT, Parrish	* 1-2	1-2	0-0	0	0	0	0	3	0	0	0	0	7
05	PARKER, Terrence	* 1-1	0-0	0-2	1	2	3	3	2	0	2	1	0	12
12	LEWIS, Fatodd	* 6-12	1-4	2-4	4	3	7	1	15	0	2	1	1	36
Team					1	1	2					3		
Totals		31-59	8-23	7-12	9	20	29	11	77	18	17	4	7	225

FG % 1st Half: 16-27 59.3% 2