



YOUR REDHAWKS

2018
BASEBALL
GUIDE



**DO
YOU
HAVE
THE
WILL
TO**

**make a
medical
discovery?**



**SOUTHEAST MISSOURI
STATE UNIVERSITY · 1873**

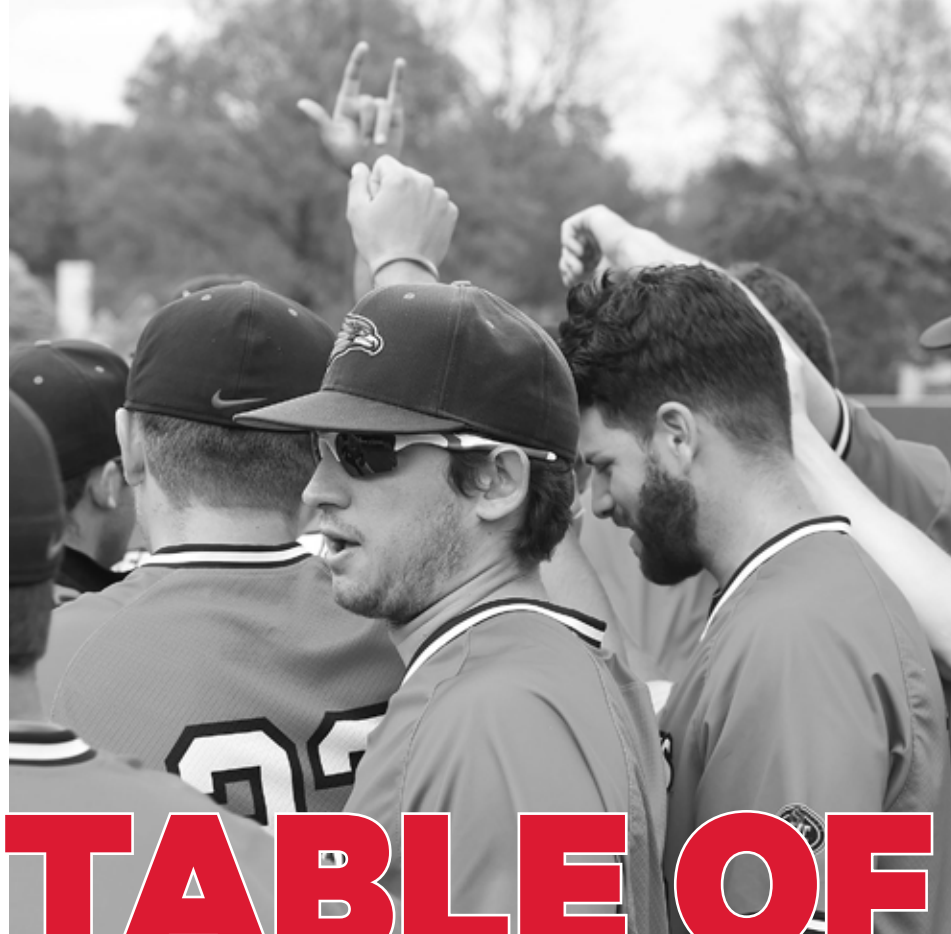


TABLE OF CONTENTS



Intro to Redhawk Baseball

Media Information	2-3
Capaha Field	4-5
OVC Baseball Champions	6-7
Academic Excellence	8-9
Social Development	10-11
Competitive Success	12-13
Sports Medicine	14-15
President Dr. Carlos Vargas	16-17
Director of Athletics Brady Barke	18-19
Athletics Staff	20-24

Season Preview

Season Outlook	26-29
Numerical/Alphabetical Roster	30
Radio/TV Roster	31
Schedule	32

Coaches

Head Coach Andy Sawyers	34-35
Assistant Coaches	36-38

Player Profiles

Returnees	40-49
Newcomers	51-56

Year in Review

2017 Final Statistics	58
2017 OVC Statistics	59
2017 Schedule/Results	60
Hitting Statistics	56-62
Pitching Statistics	63-64
Line Scores	65-69
Miscellaneous Statistics	70

Opponents

2018 Opponents	72-74
Results vs. All Opponents	75-80

This is the OVC

OVC History	82-87
2017 Final OVC Statistics	88-89
2018 OVC Tournament	90

Records & History

Single-Season Hitting	92
Career Hitting	93
Single-Season Pitching	94
Career Pitching	95
Miscellaneous	96
Coaching History	97
Annual Leaders	98-105
Year-by-Year Results	106-114
OVC Tournament History	115
Honors & Awards	116-117
All-Time Roster	118-121
Draft Picks	122

This is SEMO

University Pages	124-130
------------------------	---------

Credits

The 2018 Southeast Missouri Baseball Guide was written, edited and designed by Sports Information Director Jeff Honza. Other design and graphics assistance provided by Tonya Wells and Krista Mayfield. Photography by Marc Mahnke, Keith Hente, Josh Russell and Wayne McPherson. Special thanks to opposing school sports information directors for submitting information to the opponents section of this publication.

NCAA Infractions Report

Southeast Missouri State University accepts the sanctions announced today by the National Collegiate Athletic Association (NCAA) Division I Committee on Infractions panel in its investigation into the Southeast men's basketball program during the 2015-2016 academic year.

Summary of the violations:

The case involved academic misconduct by a former assistant men's basketball coach at Southeast and centered on 1) knowingly arranging for the receipt of fraudulent academic credit for a prospective student-athlete; 2) providing false or misleading information during his interviews; and 3) failure to cooperate with the institution and enforcement staff's investigation.

Penalties prescribed by the panel include the following:

- Public reprimand and censure of the University
- A two-year extension of probation from the University's 2016 infractions case involving the women's basketball program, which will conclude on Feb. 11, 2019.
- A six-year show-cause period for the former coach from March 10, 2017, through March 9, 2023. Any NCAA school employing him in an athletically related role during that time can appear with him before a Committee on Infractions panel to determine if the former coach's athletically related duties should be limited.
- A \$5,000 fine (self-imposed by the University).



Credentials

Credentials are required for entrance to the Capaha Field Press Box. To request season or single-game credentials, please contact Southeast Missouri Sports Information by phone at (573) 651-2933 or email at jhonza@semo.edu/redhawk1@me.com.

Press Box Decorum

Professional decorum is expected at all times in the Capaha Field Press Box. Cheering or outward expression is strictly prohibited.

Photographers

Photographers are encouraged to use caution when shooting at Capaha Field. Working photographers may shoot on either side of both dugouts. Please be aware of foul balls in those areas.

Interview Requests

All interviews of student-athletes and coaches must be arranged through the Southeast Missouri Sports Information Office. Requests can be made by calling Jeff Honza at (573) 651-2933. Honza can also be reached via email at jhonza@semo.edu/redhawk1@me.com.

Postgame Interviews

Anyone wishing to interview a Southeast student-athlete must notify Jeff Honza or a member of the sports information staff prior to the end of each game. Interviews will be conducted near the Redhawks dugout on the third base side. Head Coach Andy Sawyers will address the media immediately following his postgame obligations with the Redhawks Radio Network. Media are not permitted in the dugout at all times.

Baseball Email List

If you would like to be added to the Redhawk baseball email list to receive breaking news about the team, please email Jeff Honza.

GoSoutheast.com

GoSoutheast.com is the best source for up-to-date information on the Redhawk baseball team.

Gameday Services

Statistics, rosters and game notes will be provided prior to each game. Final box scores and play-by-play accounts will also be distributed after all contests.

StatBroadcast Live

StatBroadcast Live is the official live statistics platform for Southeast Missouri Athletics. Live stats for all of the Redhawks home baseball games can be accessed online at GoSoutheast.com. StatBroadcast Live is available on all mobile devices.

OVC Digital Network

The 2017-18 season marks the sixth year for the OVC Digital Network which provides live games free on any device. Fans can watch select Southeast Missouri home and away baseball games free of charge online at OVCDigitalNetwork.com. Check the 2018 Southeast Baseball schedule for selected home games on the OVCDN.

Redhawks Radio Network

Erik Sean is in his 20th year as the "Voice of the Redhawk." Sean is the Director of Sports Operations for Mississippi River Radio's eight radio stations in Cape Girardeau. Jess Bolen will again assist Sean on the Redhawks Radio Network this year. Fans can listen to all games at ESPN 92.9 FM.



Southeast Missouri Sports Information


One University Plaza MS 0200
Cape Girardeau, MO 63701
Phone: (573) 651-2294
Fax: (573) 651-2810



Jeff Honza, Director


Football, Men's Basketball,
Baseball, Softball
Office: (573) 651-2933
Cell: (618) 528-1145

Email: jhonza@semo.edu, redhawk1@me.com



Wyatt Yearout, Assistant

Secondary Football, Women's Basketball,
Cross Country, Track & Field
Office: (573) 651-2937
Email: wyyearout@semo.edu



Eric Mueller, Assistant

Volleyball, Gymnastics,
Tennis
Office: (573) 651-2937
Email: ejmueller@semo.edu

Noah Rosen, Student Worker

Soccer
Office: (573) 651-2294
Email: nmrosen1s@semo.edu

GoSoutheast.com

FOLLOW THE REDHAWKS



@GOSOUTHEAST
@SEMOBASEBALL



GOSOUTHEAST



GOSOUTHEAST



SEMORED HAWKS



GOSOUTHEAST
REDHAWKS



STATB.US/I/SEMO



MEDIA INFORMATION



YOUR REDHAWKS

Capaha Field is the home of Southeast Missouri Baseball.

Located just two blocks west of Southeast's campus, Capaha Field is owned and operated by the City of Cape Girardeau.

Capaha Field underwent a \$1.8 million renovation that featured all-new synthetic turf prior to the 2017 season. Other upgrades to the facility included a new state-of-the-art scoreboard equipped with a video capabilities, a new outfield fence and new bullpens. Other improvements involved new paint and fencing around the field.

In addition to the ball field, Capaha Park features playgrounds, a pond, picnic areas, and a recently added frisbee golf course.

Redhawk fans enjoy watching the Redhawks from the hillsides behind the first base dugout and beyond the left field wall. Southeast consistently leads the

Ohio Valley Conference in home attendance each season.

Capaha Field includes a state-of-the-art press box which was completed for the start of the 2006 season. The press box, which is fully equipped with wireless broadband internet access, televisions, a kitchen/lounge area and restroom, gives staff and media an excellent view behind home plate.

The dimensions of Capaha Field are 330 feet down the lines, 375 to the alleys, and 400 to straightaway center field. The fence running along the outfield is nine feet high.

Southeast Baseball has called Capaha Field home since the program's inception in 1959.

Over the last 11 years, nearly 150,000 fans have come to Capaha to watch Southeast Missouri baseball in 289 home games. In those contests, SEMO is 184-105. In each of the last 11

years, 10,000 fans have flocked to Capaha Field.

Last season, the Redhawks drew over 20,000 fans to Capaha Field, averaging 852 a game. In Southeast's Ohio Valley Conference championship seasons from 2014-2016, the Redhawks had 46,000 fans (750 average) while going 47-16 (.746) at home.

Capaha Field also serves as the current home of the Burger King Capahas, the oldest amateur baseball team in America. Beginning in 2019, a Cape Girardeau Prospect League franchise will play its home games at Capaha Field. The expansion franchise will be part of the summer wood-bat circuit.





CAPAHA FIELD





YOUR REDHAWKS





OVC BASEBALL CHAMPIONS





YOUR REDHAWKS



The Holcomb Success Center offers Southeast Missouri student-athletes a place to study and develop as students and campus leaders.

It is located in the Student Recreation Center, just south of Houck Field. The Holcomb Success Center offers a computer lab with 18 work terminals, study areas and rooms for group meetings. The facility houses the Southeast Academic Services staff and main weight room for Redhawk student-athletes.

The beautiful facility has enhanced the outstanding work in the classroom already enjoyed by Southeast student-athletes.

Last year, the Redhawks recorded for a 3.20 cumulative grade point average in the fall and spring semesters. Women's tennis paved the way with a 3.79 cumulative GPA, while women's cross country and women's soccer followed close behind with 3.75

and 3.70 marks, respectively.

In all, 210 student-athletes finished with a 3.0 or higher cumulative GPA, including 12 with a 4.0 and 107 at 3.5 or better. That total accounted for 64.2 percent of the entire student-athlete population.

During the spring semester alone, the Redhawks had nine programs post a 3.25 or better GPA, including women's cross country (3.76), women's tennis (3.67), women's soccer (3.59), volleyball (3.52), softball (3.462), women's basketball (3.461), gymnastics (3.45), baseball (3.299) and women's track & field (3.296).

Tutors are available for all student-athletes as needed. In addition, both attendance and academic progress is monitored through regular checks with faculty.

A special course is required for all first time student-athletes at

Southeast. The course, which offers three credit hours, is part of a comprehensive program developed to address study skills and life skills topics, and thus, enhance retention and academic success for student-athletes.

Entering student-athletes are evaluated for academic preparedness and assigned to appropriate categories. Student-athletes can also receive individualized academic programs which include meeting with a mentor bi-weekly to discuss

academic progress.

The Holcomb Success Center staff works to get athletes involved in campus and community projects, as well. This is done to provide a support structure and greater opportunity for academic success. Through the NCAA's CHAMPS/Life Skills Program, the Holcomb Success Center gives student-athletes personal and professional skills in order to facilitate successful and productive futures.



ACADEMIC EXCELLENCE

2016-17 Notables

- Southeast Missouri's Department of Athletics recorded a cumulative 3.20 grade point average for the 2016-17 academic year.
- A total of 210 student-athletes finished with a 3.0 or higher cumulative GPA, including 12 with a 4.0 and 107 at 3.5 or better. That total accounted for 64.2 percent of the entire student-athlete population.
- Southeast finished the year strong with nine programs achieving a 3.25 or better GPA in the spring semester alone. Women's cross country (3.76), women's tennis (3.67), women's soccer (3.59), volleyball (3.52), softball (3.462), women's basketball (3.461), gymnastics (3.45), baseball (3.299) and women's track & field (3.296) were those teams.



YOUR REDHAWKS



Student-athletes and coaches at Southeast Missouri are dedicated to giving back to the community that so generously supports them.

Redhawk baseball student-athletes have opportunities to participate in a variety of community service activities each year. Community involvement helps provide a support structure and greater opportunity for academic success.

We are proud of the level of commitment shown by our student-athletes and always encourage them to participate in community service projects here at Southeast.

Southeast student-athletes also have the opportunity to participate in the Redhawks BRIDGE Program. The mission of the Redhawks BRIDGE Program is to develop a comprehensive student-athlete development program by Building Responsible

Individuals and Delivering Gainful Experiences. This program provides student-athletes with both leadership and life skills experiences through interactive programming that will prepare them to be successful in life after athletics. The leadership programming will teach student-athletes about Southeast's culture and allow them to learn, develop, and apply leadership skills. The life skills programming provides educational programs designed to assist student-athletes in identifying and applying transferable skills and experiences to prepare them to succeed outside of the athletic arena.





SOCIAL DEVELOPMENT





Southeast Missouri's Strength and Conditioning program is committed to developing the total student-athlete through their experiences within a competitive training environment.

Southeast's weight room renovations at the Holcomb Success Center were completed in January, 2016.

Indoor turf, weights, equipment and lifting platforms were added as part of the renovation, which

cost \$500,000. The facility now has more space and equipment to handle Southeast's larger teams or multiple teams training at the same time. Branding and new lighting were also included in the overall project.

The newly-renovated weight room enhances training with the best equipment available and is able to accommodate larger teams or multiple teams training at the same time.

Training Principles for Southeast Athletes

1. *Reduce the risk of injuries*
 - If a student-athlete is injured, he/she will not be able to compete at practice or games.
2. *Ensure the athletes are optimally prepared to compete*
 - It is our responsibility to best manage all stressors that are placed on the student-athletes body in order to achieve the best results on the playing field.
3. *Maximize athletic ability*
 - We challenge each athlete, both physically and mentally, in order to achieve optimal results.

Exercises for Southeast Athletes are based on the following Principles:

1. *Ground Based Movements*
 - Athletes compete with their feet on the ground, and therefore, should train that way. The ability to produce force against the ground determines how fast athletes can run and how high they can jump.
2. *Three-Dimensional Movements*
 - Athletes must be able to stabilize themselves in all planes of movement. A fancy way of saying we use free weights (barbells/dumbbells vs. machines).
3. *Multi-Joint Movements*
 - Very rarely in sport do athletes isolate one single joint at a time. Athletes can train more muscle mass at the same time.






COMPETITIVE SUCCESS





YOUR REDHAWKS



Prevention. Treatment. Rehabilitation. Education. Those are the four primary phases of athletic training, and the Southeast Missouri athletic training staff strives to fulfill all of those areas when working with student-athletes on a daily basis.

Southeast student-athletes are offered the best care possible by the athletic training staff. The Sports Medicine department includes five full-time athletic trainers, six graduate assistants and several student assistants. The staff serves student-athletes around-the-clock at numerous facilities on campus.

The athletic trainers begin treatments and rehabilitation starting as early as 6 a.m., and are available until the last student-athlete is through.

There are currently four athletic training facilities on campus. The staff treats out of the Rosengarten Athletic Complex,

where the primary training room is located. There are two other satellite athletic training rooms, including one at Houck Field House and one at the Show Me Center.

The Southeast athletic training rooms are equipped with stationary bikes, hand weights, therapeutic modalities and the latest physical therapy equipment. Each component is strategically designed to not only give the student-athlete the best care, but also to aid in returning to competition as quickly as possible.

Southeast Athletic Training has strong working relationships with local physicians and two hospitals in Cape Girardeau. It is from these hospitals that the Athletic Training department is assisted by four orthopedic physicians.

The Southeast Athletic Training program prides and commits itself to providing the best

comprehensive, personalized and efficient healthcare to its student-athletes. Delivery of healthcare focuses on the prevention and management of athletic-related injuries or illnesses, while adhering to the National Athletic

Trainers' Board of Certification Standards of Professional Practice. Our high quality of athletic healthcare is provided in combination with the education of athletic training students.





SPORTS MEDICINE





Dr. Carlos Vargas became the 18th president of Southeast Missouri State University July 1, 2015, after having served as acting president at Kutztown University of Pennsylvania.

Since becoming president, Dr. Vargas has launched initiatives to marshal the resources, leverage opportunities and address a variety of challenges and needs of Southeast Missouri State University. He has set as primary goals for the institution the support for student persistence and retention.

He has encouraged and supported the identification and development of innovative academic programs, including bachelor's degrees in Unmanned Aircraft Systems, Geographic Information Science, and industrial and systems engineering. He has continued to support the globalization of

the campus through expansion of study-abroad experiences, extensive engagement of international students, and encouragement of students on campus and abroad to explore cultural interaction. He has championed the work of the President's Task Force on Diversity Education and continued emphasizing the expectations for enhancement of the teacher-scholar model. Under President Vargas' leadership, regional partnerships and collaborations have been solidified, including several joint initiatives with Three Rivers, Mineral Area and other community colleges.

Prior to assuming the presidency at Southeast, Dr. Vargas served one year as acting president of Kutztown University, where he also served as the provost and vice president for academic and student affairs.

Prior to his tenure at Kutztown,

Dr. Vargas was at Central State University in Wilberforce, Ohio, where he served as provost and vice president for academic affairs. He previously served in several roles at Kent State University (Ohio) for a total of 18 years, including founding director of the program on electron beam technology. He was also Kent's associate dean for research, interim assistant dean for research and interim assistant dean for the School of Technology. He started his tenure at Kent State in 1985 as a professor, and continued to teach until his departure from the university in 2003.

Dr. Vargas began his career in higher education at the National Autonomous University of Mexico (UNAM), from which he received a Bachelor of Science in physics.

He earned his Ph.D. in physics and aerospace science from the University of Michigan and he has

Master of Science degrees from Michigan in both physics and aerospace science. He is married to Pam Vargas, who currently serves as director of Research and Grant Development at Southeast, and they have a son, a daughter, and two granddaughters.

**Southeast Missouri State
University Board of Regents**



Donald G. LaFerla
President



Edward P. Gargas
Vice President



Jay B. Knudtson



Kendra Neely-Martin
Vice President



Phillip M. Britt



Thomas M. Meyer



PRESIDENT VARGAS





Brady Barke is in his second year as Southeast Missouri's Director of Athletics.

Barke served as the Interim Director of Athletics since July, 2015, before being named to the permanent position of Director of Athletics on June 7, 2016.

During his first year in 2016-17, Barke introduced Andy Sawyers as the Redhawks head baseball coach and worked tirelessly on two major renovation projects.

Nearly a month after Sawyers was hired, Southeast Missouri State and the City of Cape Girardeau officially broke ground on Capaha Field. New synthetic turf, new fencing and a digital scoreboard in the outfield were added as part of the \$1.8 million project that was completed before Southeast's season-opener.

On Feb. 3, 2017, Southeast formally dedicated Holcomb Success Center. To honor

the long-time service and philanthropy of Dr. John and Judy Holcomb, the University named the facility the Holcomb Success Center located in the Student Recreation Center-South.

Indoor turf, weights, equipment and lifting platforms were added as part of the renovation at a cost of \$500,000. The facility now has more space and equipment to handle Southeast's larger teams or multiple teams training at the same time. Barke helped secure the Holcombs gift, the largest single cash gift in Southeast Athletics history.

Major improvements were also made to the second floor of the building where athletic academic services are housed. This space provides student-athletes with places to study and features a computer lab with 30 work terminals and rooms for group meetings. Staff members assist student-athletes with life skills

development, academic advising and academic progress toward degree requirements and NCAA eligibility.

Academically, Southeast's Department of Athletics recorded a cumulative 3.20 grade point average for the 2016-17 academic year. In all, 210 student-athletes finished with a 3.0 or higher cumulative GPA, including 12 with a 4.0 and 107 at 3.5 or better. That total reflects 64.2 percent of the entire student-athlete population. During the spring semester alone, the Redhawks had nine programs post a 3.25 or better GPA.

The Redhawks Club annual fund grew nearly 20 percent to more than \$230,000 under Barke's leadership in 2016-17. It was Southeast's highest single-year annual fund campaign in 12 years. Sponsorship and marketing revenues also increased 11 percent to a record-high of more than \$246,000.

Barke created the Redhawks Trivia Night & Auction, a sold out event that generated over \$40,000 in net revenue its first year. In addition, he launched the Redhawks BRIDGE program which provides student-athletes with both leadership and life skills experiences through interactive programming that will prepare them to be successful in life after athletics.

Barke, senior associate to the president and secretary to the Board of Regents at Southeast, officially began as Director of Athletics on July 1, 2016.

Barke served as Interim Associate Director of Athletics for Compliance & Student Support Services before being named the Senior Associate to the President and Secretary to the Southeast Missouri State University Board of Regents in 2013.

He began his tenure at Southeast in 2008 as Assistant

Director of Athletics for Compliance & Eligibility. Barke previously served as a governance intern with the NCAA national headquarters in Indianapolis, and as a law clerk with the Southern Illinois University-Carbondale Department of Athletics Compliance Office.

Barke has served as a member of the National Association of Athletics Compliance (NAAC), chaired the NAAC Education Committee, and was a member of the NAAC Board of Directors. He has facilitated the NCAA Regional Leadership Academy, and served on both the NCAA Sports Wagering Task Force and the Olympic Sports Liaison Committee.

Barke has a juris doctorate degree from Southern Illinois University School of Law, an MBA from Southeast Missouri State University, and a bachelor of science degree in biology from Webster University. While a student at Webster, Barke was a member of both the basketball and golf teams and was inducted into the Webster Athletic Hall of Fame.

He and his wife, Halley, are parents of three children, Mabrie, Jackson, and Kolbe.

BRADY BARKE






YOUR REDHAWKS



Cindy Gannon
Senior Associate Director of
Athletics/SWA



Dr. Robert Greim
Assistant Director of
Athletics/Compliance



Nate Saverino
Assistant Director of
Athletics/External Affairs




Karen Gleeson
Senior Administrative
Assistant




Elizabeth Brucker
Director of Business
Operations



Kent Phillips
Coordinator of Facilities &
Event Management



Jeff Honza
Sports Information
Director



Phillip Lady
Coordinator of Marketing &
Promotions



Katie Griffin
Academic Services
Director



Barb Kinsey
Administrative Assistant
Development



Marcia Hendrix
Insurance Coordinator
Athletic Training



Brad Koester
Ticket Office
Manager



Beth Easter
Faculty Athletics
Representative



Ryan Johnson
Strength & Conditioning
Coach




Ben Fox
Co-Head Athletic
Trainer



Wyatt Yearout
Sports Information
Assistant



Kristin Jones
Assistant Athletic
Trainer



Holly Reynolds
Assistant Athletic
Trainer



Morgan Watson
Assistant Director of
Compliance



Eric Mueller
Sports Information
Assistant



Catie Furbush
Assistant Strength & Conditioning
Coach



Mark Redburn
Head Softball
Coach


ATHLETICS STAFF



Brie Carmack
Assistant Softball Coach



Kristen Jones
Assistant Softball
Coach




Zac Pearman
Volunteer Assistant
Baseball Coach



Tom Matukewicz
Head Football Coach




Bryce Saia
Assistant Football Coach



Jeremy McDowell
Assistant Football Coach




Ricky Coon
Assistant Head Football Coach



Brett Wiggers
Football Video Coordinator




Matt Martin
Assistant Football Coach



Joe Uhls
Assistant Football Coach




Ben Blake
Assistant Football Coach



Ghaali Muhammad-Lankford
Assistant Football Coach




Tyler French
Assistant Football Coach



Ray Smith
Assistant Football Coach




Jonathon Hankinson
Equipment Manager



Ryan Napoli
Assistant Strength Coach



Rekha Patterson
Head Women's Basketball
Coach



Chanté Crutchfield
Assistant Women's Basketball
Coach



Marc Wilson
Assistant Women's Basketball
Coach



Morgan Eye
Assistant Women's Basketball
Coach



Brooke Hengst
Women's Basketball
Director of Operations




Brittney Emmons
Acting Women's Gymnastics
Head Coach



Chris Licameli
Assistant Women's Gymnastics
Coach



Heather Nelson
Head Women's Soccer
Coach



Paul Nelson
Associate Head Women's Soccer
Coach



Adam Kleman
Assistant Women's Soccer
Coach



Mary Beth Gunn
Head Women's Tennis
Coach


ATHLETICS STAFF



Eric Crumpecker
Head Track & Field
Coach



Ryan Lane
Cross Country Coach
Assistant Track & Field Coach



Chris Navarro
Assistant Track & Field
Coach



Dr. Tim Rademaker
Volunteer Assistant
Track & Field Coach



Julie Yankus
Head Volleyball Coach




Bob Crank
Assistant Volleyball Coach



Tatianna Parham
Sundancers Coach



Alexia Koerkenmeier
Marketing & Promotions
Graduate Assistant



Tyler Knight
Strength & Conditioning
Graduate Assistant



Aisha Foy
Women's Basketball
Graduate Assistant




Amanda Martin
Co-Head Athletic Trainer



Olivia Caldwell
Athletic Training
Graduate Assistant



Stephanie Swank
Athletic Training
Graduate Assistant



Joe Sweet
Athletic Training
Graduate Assistant



Joey Waugh
Athletic Training
Graduate Assistant



ALLSTATE

ILSTA

RED HAWKS

12

adidas

adidas

adidas



**YOUR
REDHAWKS**

**SEASON
PREVIEW**

Southeast Missouri State REDHAWKS

SEASON OUTLOOK

Southeast Missouri has an abundance of talent with a strong combination of returnees and newcomers this upcoming 2018 season.

The Redhawks don't have a ton of returning players, but the ones they do have are significant and will be relied on heavily. Southeast also welcomes 22 newcomers to its 37-man roster, 18 of which are transfers.

"I thought our biggest weakness last year was depth," said head coach Andy Sawyers. "Right now, if you look at the depth of our team and particularly the depth of our pitching staff, that is a major improvement from last season."

In 2017, Sawyers' first year as an NCAA Division I head coach, Southeast compiled an overall record of 29-26 and finished fifth in the Ohio Valley Conference at 16-14. The Redhawks, who made their league record 24th-straight OVC

Tournament appearance, gave Sawyers his first postseason victory with a 13-10 win over fourth-seeded Jacksonville State.

Although Southeast brings back only two position starters and one pitcher with starting experience from last year's squad, the added depth is going to make a big difference.

"I'm cautiously optimistic and am looking forward to this season," said Sawyers. "We were short in some areas last year and didn't have a lot of options. There wasn't much platooning. This year, we will be able to use a lot of different lineups whereas last season we played mostly the same lineup. We just have more options and can do different things. I'm excited to have more depth and more opportunities to get more guys involved."

While there are going to be a lot of new players, Southeast has some really good leadership

in senior Tristen Gagan, junior Trevor Ezell and sophomores Danny Wright and Connor Basler.

Gagan was named a Preseason All-American by Collegiate Baseball, while Wright earned OVC All-Freshman honors and made multiple All-America teams during his rookie campaign.

Ezell, the team's best all-around player, is back after missing all but seven games with a back injury last season. He, too, reached All-America status.

Basler started 53 games at shortstop as a true freshman in 2017.

Here is a complete breakdown of the 2018 Redhawks:

Catcher

Southeast lost its starting catcher, Brian Lees, who was behind the plate for 50 games and 49 starts last season. Lees, now a student assistant coach with the Redhawks, was the team's fourth-leading hitter with a .326 clip.

Four newcomers, including freshman **Wade Stauss (Wildwood, Mo.)**, juniors **Hunter Southerland (Oklahoma City, Okla.)** and **Cole Bornhop (St. Louis, Mo.)**, and sophomore **Alex Bline (Mt. Pleasant, Wis.)** are this year's catchers.

Stauss, who has a power left-handed bat, is projected to start opening day. He joins the Redhawks from Lafayette High School, where he earned Suburban West All-Conference and All-Metro accolades. Stauss hit .508 with seven home runs

and 29 RBIs his final prep season.

Southerland is a powerful right-handed hitter, who also may see time in the outfield or at designated hitter in addition to his catching duties. He led Northeastern Oklahoma with 12 home runs, 12 doubles and 45 RBIs, while hitting .317 with 41 runs as a sophomore in 2017. Prior to that, Southerland played in left field and hit leadoff on opening day for Oklahoma against UCLA his freshman year.

Bornhop is more defensive-minded. He also hits from the right side and has the best arm of the catchers. He hit .331 in 52 games and 48 starts at Jefferson College last season. Bornhop finished the year with 38 runs scored, nine doubles, two triples, eight home runs and 36 RBIs.

Bline comes to Southeast from Iowa Lakes Community College and will redshirt this season.

"All of our catchers bring something different to the table," commented Sawyers. "They all have unique skill sets and there is not a clear lock down number one guy. We're going to use Wade, Hunter and Cole together as a package and we're going to start the guy we need to in the best matchup behind the plate."

Infield

Preseason All-American **Tristen Gagan (Ramona, Okla.)** and **Connor Basler (Ste. Genevieve, Mo.)** are the returning starters on the infield.

In 54 starts at first base, Gagan led the Redhawks with 13



SEASON OUTLOOK

Southeast Missouri State REDHAWKS

home runs and 62 RBIs. He rated fifth in the OVC in RBIs, second in putouts (461) and first in fielding double plays (54) during his first season at Southeast.

Basler, who appeared in 54 games and started 53 contests, resumes his role as Southeast's shortstop. A steady defender, he collected 43 hits, 33 runs scored, eight doubles and 17 RBIs as a true freshman last season.

Southeast was without **Trevor Ezell (Alexander, Ark.)** for all but seven games a year ago, but he has fully recovered from his back injury. Ezell is expected to start at second base.

During his last full season of competition in 2016, Ezell started 59 games and ranked among the team's top three leaders in stolen bases (1st, 23), hits (3rd, 79) and on-base percentage (2nd, .458).

"We are thrilled to have Trevor back," said Sawyers. "When your best player is your hardest worker, it solves a lot of problems. He's there early, he stays late. Trevor sets such a good example and goes about his business like a true professional. It's hard for us to not have good habits because he has good habits. Trevor is so good at leading by example."

Junior **Alex Nielsen (Omaha, Neb.)** is the lead candidate at third base.

Nielsen was a First-Team National Junior College Athletic Association All-Region VI selection at Garden City Community College. He led the team in batting average (.391), hits (84) and doubles (23), while ranking second in runs scored (59), home runs (8) and RBIs

(56) last season. Nielsen is a skilled defender and is a super competitive right-handed hitter with two strikes.

Sophomore **Alex Canty (Batavia, N.Y.)** is another option at second or third base.

Canty started 50 games as a shortstop at Monroe Community College as a freshman in 2017. He hit .357 and led the team with seven triples and 54 runs scored.

Outfield

Sophomore **Danny Wright (Dardenne Prairie, Mo.)** is one player who will make his debut in the outfield this season after initially being brought in as an infielder a year ago.

Wright will move to center field after starting the final 44 games of his mammoth freshman season at second base.

"Danny is our starting center fielder," quoted Sawyers. "He could also play left or right field. I think you want your center fielder to play every day and he is going to do just that."

As a freshman, Wright landed a spot on the OVC All-Rookie and All-Tournament Teams, and was named to four different All-America squads. He was Southeast's top hitter with a .376 batting average, hitting from both sides of the plate.

Some right-handed bats in the outfield include sophomore **Michael Berra (Chesterfield, Mo.)** and junior **Devon Wilson (Cypress, Texas).**

Berra, who is in his third year with the program, saw action in 17 games and started five in the outfield last season. He could



get significant playing time in 2018.

Wilson had a strong career as an infielder at Mineral Area College. He hit .342 and ranked second on the team in runs (47) and third in home runs (5) there a year ago.

Cape Girardeau native **Chase Urhahn, Peyton Faulkner (Caruthersville, Mo.)** and **Justin Dirden (O'Fallon, Mo.)** are all left-handed hitters.

Urhahn is likely to start in left field after hitting .316 with 37 runs scored, seven doubles, four triples, six home runs and 36 RBIs as a sophomore at Mineral Area College in 2017. Urhahn probably won't play in the outfield during opening weekend due to a shoulder issue, but he may be in the lineup as a designated hitter.

Faulkner is a quality run tool guy. He hit .323 with 53 runs, eight doubles, a triple, four home runs and 32 RBIs at

Jefferson College as a freshman.

Dirden is a big and physical hitter who hit .323 with 40 runs scored, eight doubles, 10 home runs and 42 RBIs as Faulkner's teammate at Jefferson College last season.

"Our outfield gives us a chance to have either an all right-handed lineup or all left-handed lineup," said Sawyers. "We have personnel where we can do different things and I feel good about that."

Pitching

Southeast lost All-OVC performers Justin Murphy and Clay Chandler, who combined for a 15-6 record with 113 strikeouts in 179.2 innings over 32 appearances and 30 starts last season.

That said, pitching is the biggest question mark of this year's club and the Redhawks have loaded up on it.

Southeast Missouri State REDHAWKS

SEASON OUTLOOK

Senior right-hander **Joey Burris (Pinckneyville, Ill.)** is projected to start the season-opener on Feb. 16.

"Joey threw some significant innings for us out of the bullpen last year," said Sawyers. "He has put himself in a position to have a really good season and has been our best starter so far."

Burris was 2-1 in 20 appearances and one start for the Redhawks a year ago. He tied for third on the team with two saves and had 25 strikeouts in 30.1 innings.

Sophomore right-hander **Logan Spalt (Cobden, Ill.)** has positioned himself to start game two of the Redhawks series at the College of Charleston during week one.

Spalt put together a 3-0 record and 0.59 ERA in seven appearances and one start at Parkland College in 2017. He helped lead the Cobras to a 52-9-1 overall mark.

Either left-hander **Daniel Bergtholdt (Ste. Genevieve, Mo.)** or right-hander **Carlos Vega (Silver City, N.M.)** may start in game three of opening weekend.

Both Bergtholdt and Vega pitched out of the bullpen last season. Bergtholdt appeared in 12 games and fashioned a 2-1 record, while Vega led the team with six saves in 23 relief outings.

Senior right-hander **Ryan Losman (Venice, Calif.)** will likely be Southeast's closer when the Redhawks begin their 2018 campaign.

Losman made 17 of his 20 appearances in relief last season, going 1-2 with two saves. He notched 36 strikeouts in 33 innings of work.

Junior right-handers **Ashton Holyfield (Malvern, Ark.)** and **Cody Creed (Holts Summit, Mo.)**, and senior left-hander **Nate Green (Orange, Calif.)**

are also in the discussion about starting pitching.

Holyfield enjoyed a successful junior college career at Arkansas Baptist. He finished with a 3-1 record and 2.07 ERA in nine games and seven starts en route to NJCAA Region 2 All-Region honors in 2017. Holyfield led the team with 55 strikeouts.

Creed was Jefferson College's best arm a year ago. He led his team with 87 strikeouts in 71.2 innings spanning 13 games and 12 starts. He compiled a 7-2 record with a 2.76 ERA.

Although Creed was recruited to be a starter, he isn't quite ready for the start of 2018 due to a minor elbow surgery he underwent at the end of the fall. He could potentially be in the starting weekend rotation come OVC play.

Green has the most starting experience of any pitchers returning to this year's roster. He ranked second on the team with 11 starts and recorded 18 strikeouts in 53.2 innings last season. Green posted a 3-3 record.

While Sawyers and company wait to see how things shake out from a starting pitching standpoint, the strength of this year's staff appears to be in the bullpen.

Senior **Matthew Wade (Cordova, Tenn.)**, juniors **Christian Vick (Camden, Tenn.)** and **Logan Winder (Farmington, Mo.)**, sophomores **Chase Hagerty (Cape Girardeau, Mo.)** and **Nathan Bock (O'Fallon, Mo.)**, and freshman **Andrew Frank (Moro, Ill.)** are the right-handed relievers.

Wade had a 2-1 record and struck out 11 in 21.1 innings in 18 relief appearances last season.

At 6-3, 195, Vick throws in the 89-92 mph range and projects to be in the mix late in the game. He ranked third on the team with six victories and led Jackson State College with 13 starts a year ago. Vick picked up six wins, tossed two complete games, one shutout and tallied 73 strikeouts in 67 innings. He is efficient and potentially could end up being a starter at some point in his Southeast career.

Winder claimed all-conference honors at Mineral Area College. He went 8-2 in 14 appearances and 13 starts on the mound. Winder finished with five complete games and a team-high 77 strikeouts.

Hagerty pitched in 14 games, including 12 in relief as a redshirt-freshman last season. He posted 17 strikeouts in 22 innings.

Bock, a cousin of Danny Wright, is a stereotypical short reliever. He throws in the low to mid-90s and has a lot of talent.

Frank is a submarine pitcher out of Edwardsville High School. He went 4-0 with a 1.72 ERA and did not give up an extra base hit as a senior.

Left-handed options out of the bullpen include juniors **Andrew Pennington (Jackson, Mo.)**, **Wes Pyles (Poplar Bluff, Mo.)**, **Austin Sachse (Jefferson City, Mo.)** and **Aaron Stretch (Gilbert, Ariz.)**.

Pennington is coming off an elbow injury and made just two relief appearances a year ago. He is not cleared to pitch opening weekend and it is looking like mid-March might be



SEASON OUTLOOK

Southeast Missouri State REDHAWKS

the earliest he is fully ready to go.

"Adam is throwing the ball really well," said Sawyers. "If he comes back and does what we think he's capable of doing, he could change the whole dynamic of our team. He's a guy that can start and is a great left-hander out of the pen. Adam has big game experience and getting him back is a big piece for us."

Pyles pitched five games in relief last season, working 3.2 innings.

Sachse spent the last two seasons at MCC-Longview. He led the pitching staff with a 9-3 record and 3.05 ERA in 2017. Sachse was first on the team in games started (12), complete games (6), shutouts (3) and strikeouts (72).

A crafty lefty, Stretch made a team-high 22 relief appearances at South Mountain Community College as a sophomore last season. He picked up three wins and led the team with four saves.

Junior infielder **Austin Blazevic (Plainfield, Ill.)**, redshirt-freshman pitcher **Matt Cook (Collinsville, Ill.)**, junior right-handed pitcher **Daniel Lloyd (Edwardsville, Ill.)** and freshman pitcher/outfielder **Gabe Schimpf (Carterville, Ill.)** complete the 2018 Redhawks.

Blazevic, Lloyd and Schimpf will redshirt.

The 2018 season marks the Redhawks 59th season overall and 27th at the NCAA Division I level. Southeast won three OVC regular-season titles, one OVC Tournament crown and appeared in one NCAA Tournament in the last four years.

Schedule

Southeast has 56 games scheduled this season, including 27 at Capaha Field.

"I am excited about our upcoming said Sawyers. "We have increased our number of home games to 27 and face some challenging non-conference opponents on the road in Memphis, Missouri State and Georgia Tech. We will be prepared for OVC play and have a chance for a quality RPI."

The Redhawks open their second year under Sawyers with a three-game series at Colonial Athletic Association member College of Charleston (Feb. 16-18) and a midweek matchup at Arkansas State (Feb. 20).

After that, Southeast returns home for 11 of 12 contests. The Redhawks play host to Bowling Green (Feb. 23-25) in a four-game set for their home-opener. Southeast then faces Memphis (Feb. 27) on the road before welcoming South Dakota State (Mar. 2-4), Southern Illinois (Mar. 6) and Morehead State (Mar. 9-11) as part of a seven-game homestand. The Redhawks open OVC play against the Eagles for the second year in a row.

Other non-conference opponents on this year's schedule include Central Arkansas (Mar. 13-14), 2017 NCAA Tournament participant Missouri State (Mar. 20), Harris-Stowe (Mar. 27), McKendree (Apr. 10), Saint Louis (Apr. 17, May 1), Lipscomb (May 4-6) and Georgia Tech (May 15).

Meanwhile, the remainder of Southeast's conference slate features home series with SIU Edwardsville (Mar. 23-25), Eastern Illinois (Apr.



6-8), Murray State (Apr. 20-22) and Belmont (May 17-19), and road trips to UT Martin (Mar. 16-18), Austin Peay (Mar. 29-31), Jacksonville State (Apr. 13-15), defending OVC Champion and 2017 NCAA Tournament participant Tennessee Tech (Apr. 27-29) and Eastern Kentucky (May 17-19).

In addition, there will be tailgates for seven of Southeast's home games this season. Those dates are Mar. 6 (vs. Southern Illinois), Mar. 9 (vs. Morehead State), Mar. 23 (vs. SIU Edwardsville), Apr. 6 (vs. Eastern Illinois), Apr. 17 (vs. Saint Louis), Apr. 20 (vs. Murray State) and May 11 (vs. Belmont).

Redhawks Fifth in OVC Preseason Poll

Southeast was picked to finish fifth in the 2018 OVC Preseason Poll.

SEMO accumulated 115 points in the overall voting

by OVC Head Coaches and Sports Information Directors. Tennessee Tech is this year's preseason favorite after earning 15 first-place votes and 192 points. Morehead State (181 pts.), Jacksonville State (156 pts.) and Belmont (148 pts.) were also picked ahead of the Redhawks. Murray State (104 pts.), Austin Peay (103 pts.), Eastern Illinois (62 pts.), SIU Edwardsville (57 pts.), UT Martin (52 pts.) and Eastern Kentucky (42 pts.) completed the predicted order of finish.

Morehead State outfielder Niko Hulsizer was named Preseason OVC Player of the Year and Belmont right-hander Dylan King was tabbed Preseason OVC Pitcher of the Year.

Southeast Missouri State REDHAWKS

2018 ROSTER

NUMERICAL ROSTER

No.	Name	Pos.	Ht.	Wt.	B/T	Cl.	Hometown (High School/College)
1	Alex Bline	C	5-8	185	R/R	So.	Mt. Pleasant, Wis. (J.I. Case/Iowa Lakes)
2	Connor Basler	INF	6-1	175	R/R	So.	Ste. Genevieve, Mo. (Valle Catholic)
4	Cole Bornhop	C	5-9	200	R/R	Jr.	St. Louis, Mo. (Lutheran South/Jefferson College)
5	Devon Wilson	INF	5-11	180	R/R	Jr.	Cypress, Texas (Stratford/Mineral Area)
6	Alex Canty	INF	5-10	185	R/R	So.	Batavia, N.Y. (Batavia/Monroe)
7	Hunter Southerland	C	6-1	200	R/R	Jr.	Oklahoma City, Okla. (Northeastern Oklahoma)
8	Chase Urhahn	OF	6-0	195	L/R	Jr.	Cape Girardeau, Mo. (Notre Dame/Mineral Area)
9	Ashton Holyfield	RHP	6-2	185	R/R	Jr.	Malvern, Ark. (Malvern/Arkansas Baptist)
10	Alex Nielsen	INF	5-11	195	R/R	Jr.	Omaha, Neb. (Omaha Westside/Garden City CC)
11	Logan Winder	RHP/INF	5-11	190	L/R	Jr.	Farmington, Mo. (Farmington/Mineral Area)
12	Trevor Ezell	INF	5-8	200	S/R	Jr.	Alexander, Ark. (Bryant)
13	Wade Stauss	C	6-2	200	L/R	Fr.	Wildwood, Mo. (Lafayette)
14	Michael Berra	OF	5-11	200	R/R	So.	Chesterfield, Mo. (De Smet Jesuit)
15	Logan Spalt	RHP/OF	6-1	205	R/R	So.	Cobden, Ill. (Cobden/Parkland College)
16	Aaron Stretch	LHP	5-11	180	L/L	Jr.	Gilbert, Ariz. (Williams Field/South Mountain)
17	Peyton Faulkner	OF	6-0	185	L/R	So.	Caruthersville, Mo. (Caruthersville/Jefferson College)
18	Chase Hagerty	RHP	6-4	220	R/R	So.	Cape Girardeau, Mo. (Central)
19	Danny Wright	INF/OF	5-11	175	S/R	So.	Dardenne Prairie, Mo. (Fort Zumwalt West)
20	Carlos Vega	RHP	6-2	220	R/R	Sr.	Silver City, N.M. (Silver/Arizona Western College)
21	Joey Burris	RHP	6-2	200	R/R	Sr.	Pinckneyville, Ill. (Pinckneyville)
22	Matthew Wade	RHP	6-3	200	R/R	Sr.	Cordova, Tenn. (First Assembly Christian)
23	Justin Dirden	OF	6-4	215	L/R	Jr.	O'Fallon, Mo. (Fort Zumwalt North/Jefferson College)
24	Christian Vick	RHP	6-3	195	R/R	Jr.	Camden, Tenn. (Camden Central/Jackson State College)
25	Tristen Gagan	INF	6-0	230	R/R	Sr.	Ramona, Okla. (Caney Valley/Northeastern Okla. A&M)
26	Wesley Pyles	LHP	6-0	190	L/L	Jr.	Poplar Bluff, Mo. (Poplar Bluff)
27	Nate Green	LHP	6-5	165	L/L	Sr.	Orange, Calif. (Canyon/Ventura)
28	Matt Cook	RHP	6-3	200	R/R	R-Fr.	Collinsville, Ill. (Collinsville)
31	Cody Creed	RHP	5-10	185	R/R	Jr.	Holts Summit, Mo. (Mexico/Jefferson College)
32	Nathan Bock	RHP	5-10	180	R/R	So.	O'Fallon, Mo. (Fort Zumwalt West/MCC-Longview)
33	Adam Pennington	LHP	6-1	205	L/L	Jr.	Jackson, Mo. (Shawnee/Three Rivers College)
35	Ryan Losman	RHP	6-1	200	R/R	Sr.	Venice, Calif. (Venice/Glendale)
37	Andrew Frank	RHP	6-4	165	R/R	Fr.	Moro, Ill. (Edwardsville)
38	Austin Sachse	LHP	5-8	185	L/L	Jr.	Jefferson City, Mo. (Helias Catholic/MCC-Longview)
44	Daniel Bergtholdt	LHP	6-4	205	L/L	Jr.	Ste. Genevieve, Mo. (Valle Catholic)
-	Daniel Lloyd	RHP	5-11	195	R/R	Jr.	Edwardsville, Ill. (Edwardsville/Parkland College)
-	Gabe Schimpf	LHP/OF	5-8	155	R/L	Fr.	Carterville, Ill. (Christopher)
-	Austin Blazevic	INF	6-2	210	L/R	Jr.	Plainfield, Ill. (Plainfield Central/Kaskaskia College)

ALPHABETICAL ROSTER

No.	Name	Pos.	Ht.	Wt.	B/T	Cl.	Hometown (High School/College)
2	Connor Basler	INF	6-1	175	R/R	So.	Ste. Genevieve, Mo. (Valle Catholic)
44	Daniel Bergtholdt	LHP	6-4	205	L/L	Jr.	Ste. Genevieve, Mo. (Valle Catholic)
14	Michael Berra	OF	5-11	200	R/R	So.	Chesterfield, Mo. (De Smet Jesuit)
-	Austin Blazevic	INF	6-2	210	L/R	Jr.	Plainfield, Ill. (Plainfield Central/Kaskaskia College)
1	Alex Bline	C	5-8	185	R/R	So.	Mt. Pleasant, Wis. (J.I. Case/Iowa Lakes)
32	Nathan Bock	RHP	5-10	180	R/R	So.	O'Fallon, Mo. (Fort Zumwalt West/MCC-Longview)
4	Cole Bornhop	C	5-9	200	R/R	Jr.	St. Louis, Mo. (Lutheran South/Jefferson College)
21	Joey Burris	RHP	6-2	200	R/R	Sr.	Pinckneyville, Ill. (Pinckneyville)
6	Alex Canty	INF	5-10	185	R/R	So.	Batavia, N.Y. (Batavia/Monroe)
28	Matt Cook	RHP	6-3	200	R/R	R-Fr.	Collinsville, Ill. (Collinsville)
31	Cody Creed	RHP	5-10	185	R/R	Jr.	Holts Summit, Mo. (Mexico/Jefferson College)
23	Justin Dirden	OF	6-4	215	L/R	Jr.	O'Fallon, Mo. (Fort Zumwalt North/Jefferson College)
12	Trevor Ezell	INF	5-8	200	S/R	Jr.	Alexander, Ark. (Bryant)
17	Peyton Faulkner	OF	6-0	185	L/R	So.	Caruthersville, Mo. (Caruthersville/Jefferson College)
37	Andrew Frank	RHP	6-4	165	R/R	Fr.	Moro, Ill. (Edwardsville)
25	Tristen Gagan	INF	6-0	230	R/R	Sr.	Ramona, Okla. (Caney Valley/Northeastern Okla. A&M)
27	Nate Green	LHP	6-5	165	L/L	Sr.	Orange, Calif. (Canyon/Ventura)
18	Chase Hagerty	RHP	6-4	220	R/R	So.	Cape Girardeau, Mo. (Central)
9	Ashton Holyfield	RHP	6-2	185	R/R	Jr.	Malvern, Ark. (Malvern/Arkansas Baptist)
-	Daniel Lloyd	RHP	5-11	195	R/R	Jr.	Edwardsville, Ill. (Edwardsville/Parkland College)
35	Ryan Losman	RHP	6-1	200	R/R	Sr.	Venice, Calif. (Venice/Glendale)
10	Alex Nielsen	INF	5-11	195	R/R	Jr.	Omaha, Neb. (Omaha Westside/Garden City CC)
33	Adam Pennington	LHP	6-1	205	L/L	Jr.	Jackson, Mo. (Shawnee/Three Rivers College)
26	Wesley Pyles	LHP	6-0	190	L/L	Jr.	Poplar Bluff, Mo. (Poplar Bluff)
38	Austin Sachse	LHP	5-8	185	L/L	Jr.	Jefferson City, Mo. (Helias Catholic/MCC-Longview)
-	Gabe Schimpf	LHP/OF	5-8	155	R/L	Fr.	Carterville, Ill. (Christopher)
7	Hunter Southerland	C	6-1	200	R/R	Jr.	Oklahoma City, Okla. (Northeastern Oklahoma)
15	Logan Spalt	RHP/OF	6-1	205	R/R	So.	Cobden, Ill. (Cobden/Parkland College)
13	Wade Stauss	C	6-2	200	L/R	Fr.	Wildwood, Mo. (Lafayette)
16	Aaron Stretch	LHP	5-11	180	L/L	Jr.	Gilbert, Ariz. (Williams Field/South Mountain)
8	Chase Urhahn	OF	6-0	195	L/R	Jr.	Cape Girardeau, Mo. (Notre Dame/Mineral Area)
20	Carlos Vega	RHP	6-2	220	R/R	Sr.	Silver City, N.M. (Silver/Arizona Western College)
24	Christian Vick	RHP	6-3	195	R/R	Jr.	Camden, Tenn. (Camden Central/Jackson State College)
22	Matthew Wade	RHP	6-3	200	R/R	Sr.	Cordova, Tenn. (First Assembly Christian)
5	Devon Wilson	INF	5-11	180	R/R	Jr.	Cypress, Texas (Stratford/Mineral Area)
11	Logan Winder	RHP/INF	5-11	190	L/R	Jr.	Farmington, Mo. (Farmington/Mineral Area)
19	Danny Wright	INF/OF	5-11	175	S/R	So.	Dardenne Prairie, Mo. (Fort Zumwalt West)

ROSTER BREAKDOWN

Total Squad Members	37
Seniors	6
Juniors	18
Sophomores	9
Freshmen	4

PRONUNCIATION GUIDE

Connor Basler	BOZ-ler
Daniel Bergtholdt	BERTH-holdt (g is silent)
Michael Berra	bear-uh
Trevor Ezell	ee-ZELL
Tristen Gagan	GAGG-in
Ryan Losman	LOSS-man
Wesley Pyles	piles
Craig Ringe	ring-ee
Austin Sachse	soxy
Gabe Schimpf	schimpf (rhymes with shrimp)
Wade Stauss	stauss (rhymes with house)
Logan Winder	WIN-der

GEOGRAPHICAL BREAKDOWN


Arizona	1
Aaron Stretch	
Arkansas	2
Trevor Ezell, Ashton Holyfield	
California	2
Nate Green, Ryan Losman	
Illinois	7
Joey Burris, Matt Cook, Andrew Frank, Daniel Lloyd, Gabe Schimpf, Logan Spalt, Austin Blazevic	
Missouri	16
Connor Basler, Michael Berra, Chase Hagerty, Wesley Pyles, Adam Pennington, Danny Wright, Daniel Bergtholdt, Nathan Bock, Cole Bornhop, Cody Creed, Justin Dirden, Peyton Faulkner, Austin Sachse, Wade Stauss, Chase Urhahn, Logan Winder	
Nebraska	1
Alex Nielsen	
New Mexico	1
Carlos Vega	
New York	1
Alex Canty	
Oklahoma	2
Tristen Gagan, Hunter Southerland	
Tennessee	2
Matthew Wade, Christian Vick	
Texas	1
Devon Wilson	
Wisconsin	1
Alex Bline	

Coaching Staff

3	Andy Sawyers	Head Coach
	Second Year/Nebraska, 1998, 2000	
34	Curt Dixon	Assistant Coach
	Second Year/University of the Ozarks, 2008	
30	Craig Ringe	Assistant Coach
	Second Year/Missouri-St. Louis, 2010	
36	Zac Pearman	Volunteer Assistant Coach
	First Year/Lindenwood, 2014	
39	Brian Lees	Student Assistant Coach
	First Year/Southeast Missouri, 2017	

Southeast Missouri State REDHAWKS

RADIO/TV ROSTER



1

Alex Blinc
C / 5-8 / 185 / R-R / So.
Mt. Pleasant, Wis.




2

Connor Basler
INF / 6-1 / 175 / R-R / So.
Ste. Genevieve, Mo.




4

Cole Bornhop
C / 5-9 / 200 / R-R / Jr.
St. Louis, Mo.




5

Devon Wilson
INF / 5-11 / 180 / R-R / Jr.
Cypress, Texas




6

Alex Canty
INF / 5-10 / 185 / R-R / So.
Batavia, N.Y.




7

Hunter Southerland
C / 6-1 / 200 / R-R / Jr.
Oklahoma City, Okla.



8

Chase Urhahn
OF / 6-0 / 195 / L-R / Jr.
Cape Girardeau, Mo.




9

Ashton Holyfield
RHP / 6-2 / 185 / R-R / Jr.
Malvern, Ark.




10

Alex Nielsen
INF / 5-11 / 195 / R-R / Jr.
Omaha, Neb.




11

Logan Winder
RHP/INF / 5-11 / 190 / L-R / Jr.
Farmington, Mo.




12

Trevor Ezell
INF / 5-8 / 200 / S-R / Jr.
Alexander, Ark.




13

Wade Stauss
C / 6-2 / 200 / L-R / Fr.
Wildwood, Mo.



14

Michael Berra
OF / 5-11 / 200 / R-R / So.
Chesterfield, Mo.




15

Logan Spalt
RHP/OF / 6-1 / 205 / R-R / So.
Cobden, Ill.



16

Aaron Stretch
LHP / 5-11 / 180 / L-L / Jr.
Gilbert, Ariz.



17

Peyton Faulkner
OF / 6-0 / 185 / L-R / So.
Caruthersville, Mo.



18

Chase Hagerty
RHP / 6-4 / 220 / R-R / So.
Cape Girardeau, Mo.




19

Danny Wright
INF/OF / 5-11 / 175 / S-R / So.
Dardenne Prairie, Mo.



20

Carlos Vega
RHP / 6-2 / 220 / R-R / Sr.
Silver City, N.M.



21

Joey Burris
RHP / 6-2 / 200 / R-R / Sr.
Pinckneyville, Ill.



22

Matthew Wade
RHP / 6-3 / 200 / R-R / Sr.
Cordova, Tenn.




23

Justin Dirden
OF / 6-4 / 215 / L-R / Jr.
O'Fallon, Mo.




24

Christian Vick
RHP / 6-3 / 195 / R-R / Jr.
Camden, Tenn.




25

Tristen Gagan
INF / 6-0 / 230 / R-R / Sr.
Ramona, Okla.




26

Wesley Pyles
LHP / 6-0 / 190 / L-L / Jr.
Poplar Bluff, Mo.



27

Nate Green
LHP / 6-5 / 165 / L-L / Sr.
Orange, Calif.



28

Matt Cook
RHP / 6-3 / 200 / R-R / R-Fr.
Collinsville, Ill.



31

Cody Creed
RHP / 5-10 / 185 / R-R / Jr.
Holts Summit, Mo.




32

Nathan Bock
RHP / 5-10 / 180 / R-R / So.
O'Fallon, Mo.




33

Adam Pennington
LHP / 6-1 / 205 / L-L / Jr.
Jackson, Mo.




35

Ryan Losman
RHP / 6-1 / 200 / R-R / Sr.
Venice, Calif.




37

Andrew Frank
RHP / 6-4 / 165 / R-R / Fr.
Moro, Ill.



38

Austin Sachse
LHP / 5-8 / 185 / L-L / Jr.
Jefferson City, Mo.




44

Daniel Bergholdt
LHP / 6-4 / 205 / L-L / Jr.
Ste. Genevieve, Mo.



44

Daniel Lloyd
RHP / 5-11 / 195 / R-R / Jr.
Edwardsville, Ill.



36

Gabe Schimpf
LHP/OF / 5-8 / 155 / R-L / Fr.
Carterville, Ill.




37

Austin Blazevic
INF / 6-2 / 210 / L-R / Jr.
Plainfield, Ill.



3

Andy Sawyers
Head Coach
Second Year




34

Curt Dixon
Assistant Coach
Second Year



30

Craig Ringe
Assistant Coach
Second Year



36

Zac Pearman
Volunteer Assistant Coach
First Year



39

Brian Lees
Student Assistant Coach
First Year

Southeast Missouri State REDHAWKS

2018 SCHEDULE

Date	Opponent	Location	Time
Friday, February 16	at College of Charleston	Charleston, S.C.	3 p.m.
Saturday, February 17	at College of Charleston	Charleston, S.C.	1 p.m.
Sunday, February 18	at College of Charleston	Charleston, S.C.	11 a.m.
Tuesday, February 20	at Arkansas State	Jonesboro, Ark.	4 p.m.
Friday, February 23	Bowling Green	Cape Girardeau, Mo.	3 p.m.
Saturday, February 24	Bowling Green (DH)	Cape Girardeau, Mo.	2 p.m.
Sunday, February 25	Bowling Green	Cape Girardeau, Mo.	1 p.m.
Tuesday, February 27	at Memphis	Memphis, Tenn.	4 p.m.
Friday, March 2	South Dakota State	Cape Girardeau, Mo.	3 p.m. OVCDN
Saturday, March 3	South Dakota State	Cape Girardeau, Mo.	2 p.m. OVCDN
Sunday, March 4	South Dakota State	Cape Girardeau, Mo.	1 p.m. OVCDN
Tuesday, March 6	Southern Illinois Free Tailgate	Cape Girardeau, Mo.	6 p.m.
Friday, March 9	Morehead State* Free Tailgate	Cape Girardeau, Mo.	3 p.m.
Saturday, March 10	Morehead State*	Cape Girardeau, Mo.	2 p.m.
Sunday, March 11	Morehead State*	Cape Girardeau, Mo.	1 p.m.
Tuesday, March 13	at Central Arkansas	Conway, Ark.	6 p.m.
Wednesday, March 14	at Central Arkansas	Conway, Ark.	3 p.m.
Friday, March 16	at UT Martin*	Martin, Tenn.	6 p.m.
Saturday, March 17	at UT Martin*	Martin, Tenn.	3 p.m.
Sunday, March 18	at UT Martin*	Martin, Tenn.	1 p.m.
Tuesday, March 20	at Missouri State	Springfield, Mo.	3 p.m.
Friday, March 23	SIU Edwardsville* Free Tailgate	Cape Girardeau, Mo.	6 p.m. OVCDN
Saturday, March 24	SIU Edwardsville*	Cape Girardeau, Mo.	2 p.m. OVCDN
Sunday, March 25	SIU Edwardsville*	Cape Girardeau, Mo.	1 p.m. OVCDN
Tuesday, March 27	Harris-Stowe	Cape Girardeau, Mo.	6 p.m. OVCDN
Thursday, March 29	at Austin Peay*	Clarksville, Tenn.	6 p.m.
Friday, March 30	at Austin Peay*	Clarksville, Tenn.	6 p.m.
Saturday, March 31	at Austin Peay*	Clarksville, Tenn.	1 p.m.
Tuesday, April 3	Arkansas State	Cape Girardeau, Mo.	6 p.m. OVCDN
Friday, April 6	Eastern Illinois* Free Tailgate	Cape Girardeau, Mo.	6 p.m.
Saturday, April 7	Eastern Illinois*	Cape Girardeau, Mo.	2 p.m.
Sunday, April 8	Eastern Illinois*	Cape Girardeau, Mo.	1 p.m.
Tuesday, April 10	McKendree	Cape Girardeau, Mo.	6 p.m.
Friday, April 13	at Jacksonville State*	Jacksonville, Ala.	6 p.m.
Saturday, April 14	at Jacksonville State*	Jacksonville, Ala.	1 p.m.
Sunday, April 15	at Jacksonville State*	Jacksonville, Ala.	1 p.m.
Tuesday, April 17	Saint Louis Free Tailgate	Cape Girardeau, Mo.	6 p.m.
Friday, April 20	Murray State* Free Tailgate	Cape Girardeau, Mo.	6 p.m. OVCDN
Saturday, April 21	Murray State*	Cape Girardeau, Mo.	2 p.m. OVCDN
Sunday, April 22	Murray State*	Cape Girardeau, Mo.	1 p.m. OVCDN
Tuesday, April 24	at Southern Illinois	Carbondale, Ill.	5 p.m.
Friday, April 27	at Tennessee Tech*	Cookeville, Tenn.	6 p.m.
Saturday, April 28	at Tennessee Tech*	Cookeville, Tenn.	2 p.m.
Sunday, April 29	at Tennessee Tech*	Cookeville, Tenn.	1 p.m.
Tuesday, May 1	at Saint Louis	St. Louis, Mo.	6 p.m.
Friday, May 4	at Lipscomb	Nashville, Tenn.	6 p.m.
Saturday, May 5	at Lipscomb	Nashville, Tenn.	6 p.m.
Sunday, May 6	at Lipscomb	Nashville, Tenn.	1 p.m.
Friday, May 11	Belmont* Free Tailgate	Cape Girardeau, Mo.	6 p.m.
Saturday, May 12	Belmont*	Cape Girardeau, Mo.	2 p.m.
Sunday, May 13	Belmont*	Cape Girardeau, Mo.	1 p.m.
Tuesday, May 15	at Georgia Tech	Atlanta, Ga.	5 p.m.
Thursday, May 17	at Eastern Kentucky*	Richmond, Ky.	5 p.m.
Friday, May 18	at Eastern Kentucky*	Richmond, Ky.	3 p.m.
Saturday, May 19	at Eastern Kentucky*	Richmond, Ky.	Noon
Tuesday, May 22	OVC Tournament	Oxford, Ala.	TBA
Wednesday, May 23	OVC Tournament	Oxford, Ala.	TBA
Thursday, May 24	OVC Tournament	Oxford, Ala.	TBA
Friday, May 25	OVC Tournament	Oxford, Ala.	TBA
Saturday, May 26	OVC Tournament	Oxford, Ala.	TBA
Sunday, May 27	OVC Tournament	Oxford, Ala.	TBA

All times Central and Subject to Change

Home Games in **Bold**

* Denotes Ohio Valley Conference Game

All Games Broadcast Live on ESPN 92.9 FM




**YOUR
REDHAWKS**

COACHES

Southeast Missouri State REDHAWKS

ANDY SAWYERS



- ▶ Head Coach
- ▶ Second Year
- ▶ Nebraska, 1998, 2000

ANDY SAWYERS

The 2018 season marks the second year for Southeast Missouri head coach Andy Sawyers.

Andy Sawyers is in his second year as Southeast Missouri's head baseball coach.

Sawyers was appointed the sixth head coach in Southeast baseball history on July 29, 2016.

In his first season as an NCAA Division I head coach, Sawyers led the Redhawks to an overall record of 29-26 and 16-14 mark in Ohio Valley Conference play. Southeast finished fifth in the conference standings and picked up a win at the 2017 OVC Tournament.

Sawyers coached six All-OVC selections in 2017, including first-team honoree Dan Holst, second-team picks Brian Lees, Chris Osborne, Justin Murphy and Clay Chandler, and All-Freshman Team member Danny Wright. Wright also claimed Freshman All-America honors during his stellar rookie campaign.

Sawyers has 19 years of collegiate coaching experience. He spent two seasons as the Associate Head Coach/Offensive Coordinator

at Kansas State out of the Big 12 Conference. There, Sawyers oversaw the hitters and catchers as well as helping coordinate recruiting at K-State.

In his career, Sawyers has been to two College World Series, three NCAA Super Regionals, and 10 Regional Tournaments. He has mentored 39 Major League Baseball draft picks including two first-round picks and eight top-10 round picks.

The Wildcats ranked fourth in the Big 12 offensively with a .284 team batting average in 2016. The Wildcat offense registered a .400 slugging percentage, .372 on base clip, scored 335 runs, scattered 550 hits, knocked 100 doubles, 17 triples, and 30 home runs while driving in 300 runs.

Sawyers mentored freshman Josh Rolette to earning Louisville Slugger Freshman All-American honors in 2016. He also helped guide Jake Scudder to the title of Big 12 Newcomer of the Year. In all, the Wildcats posted three student-athletes to All-Big 12 Teams last season.

The 2015 and 2016 seasons were Sawyers' second stint at Kansas State, serving as an assistant coach for the

Wildcats in 2009 and 2010. K-State went 80-30-1 over those two seasons and made consecutive NCAA Regional appearances, the first two in school history.

The 2009 campaign was a year of power for the Wildcats under Sawyers. The team hit 22 triples and 58 home runs, the most in both categories since 1997. The offense shined when it came to stolen bases as the 149 steals were the second-most in the nation and two shy of breaking the Big 12 record. Overall, the team finished among the Big 12 leaders in on-base percentage (2nd, .399), runs scored (2nd, 458), hits (2nd, 675), RBI (2nd, 420), doubles (3rd, 123), and fewest strikeouts (4th, 393).

Six Wildcats earned All-Big 12 honors in 2009, including outfielder Nick Martini, who also garnered Louisville Slugger Freshman All-American honors, and Justin Bloxom and Carter Jurica, who finished fourth and eighth, respectively, in the Big 12 in batting average.

The 2010 squad matched the success of 2009 by also reaching the NCAA postseason, but the offense topped the previous season's totals in batting average (.323 in 2010; .317 in 2009), runs per game (7.6 vs. 7.4) and OBP (.426 vs. .399).

Prior to his stop at Kansas State, Sawyers spent four seasons as the Associate Head Coach at Texas A&M



Southeast Missouri State REDHAWKS

ANDY SAWYERS

(2011-14). Those four seasons at Texas A&M represented the conclusion of Sawyers' five total campaigns with the Aggies after he spent 2008 as a volunteer assistant coach.

In each of those five seasons, Sawyers helped Texas A&M reach an NCAA Regional while also winning two Big 12 championships. In addition, he coached standouts Tyler Naquin - 2011 Big 12 Player of the Year, All-American and a first round pick by the Cleveland Indians in 2012 - and Krey Bratson, a 2011 Freshman All-American.

Before his appointment at Texas A&M in 2008, Sawyers worked with current Aggie head coach Rob Childress as an assistant coach and the recruiting coordinator at Nebraska from 2003-07. While in Lincoln, he helped the Huskers earn four trips to the NCAA Tournament, including an appearance at the 2005 College World Series. Sawyers, who lettered two years at Nebraska, worked with 12 Huskers who were selected in the MLB Draft, including Alex Gordon, a two-time Big 12 Player of the Year. In 2005, Gordon won five national player of the year awards before being taken as the second overall pick by the Kansas City Royals.

Sawyers took on all hitting coach responsibilities at Nebraska beginning with the 2006 season, when the team batted .310 - its best mark in four years - and ranked in the top three of the Big 12 in home runs, stolen bases, OBP and

slugging.

Also during his time in Lincoln, Sawyers served as the academic coordinator and worked with the catchers. Additionally, Sawyers helped the Huskers recruit their then-highest-rated class in school history, as the 2004 recruiting class was ranked 16th nationally by Collegiate Baseball.

After working as the volunteer assistant at Nebraska in 2000, Sawyers spent the 2001 and 2002 seasons as the head coach at Hutchinson Community College, compiling an 87-30 record and two postseason berths. In 2001, the Dragons went 40-16 and won the Jayhawk West Sub-Regional, while the 2002 squad set a school record with 47 wins and was ranked as high as seventh by the NJCAA.

Sawyers' coaching career began at Northwestern (La.) State in 1999 as a volunteer assistant coach, helping the Demons finish second in the Southland Conference.

Sawyers first played collegiately at Point Loma (Calif.) Nazarene College in 1994. Following a year off, he played at Mendocino (Calif.) Junior College in 1996 before finishing up his playing career at Nebraska.

A native of Willits, California, Sawyers received his bachelor (1998) and master's (2000) degrees from Nebraska. He is married to the former Dena Lindeblad and the couple have one child, Andrew James (A.J.).

THE ANDY SAWYERS FILE

Born

May 24, 1975

Hometown

Willits, Calif.

Family

Spouse: Dena

Son: Andrew James (A.J.)

Education

- Nebraska, B.A. in History, 1998
- Nebraska, M.S. in Education, 2000

SAWYERS' YEAR-BY-YEAR RECORDS

Year	School	Assignment	Record	Conf./Finish	Postseason
1999	Northwestern State	Volunteer Assistant	38-21	18-9/2nd	
2000	Nebraska	Volunteer Assistant	51-17	21-9/2nd	NCAA Super Regional
2001	Hutchinson CC	Head Coach	40-16	-	Sub-Regional
2002	Hutchinson CC	Head Coach	47-11	-	Sub-Regional
2003	Nebraska	Assistant Coach	47-18	20-7/1st	NCAA Regional
2004	Nebraska	Assistant Coach	36-23	11-16/8th	-
2005	Nebraska	Assistant Coach	57-15	19-8/1st	NCAA College World Series
2006	Nebraska	Assistant Coach	42-17	17-10/3rd	NCAA Regional
2007	Nebraska	Assistant Coach	32-27	14-13/4th	NCAA Regional
2008	Texas A&M	Volunteer Assistant	46-19	19-8/1st	NCAA Super Regional
2009	Kansas State	Assistant Coach	43-18-1	14-11-1/4th	NCAA Regional
2010	Kansas State	Assistant Coach	37-22	14-12/3rd	NCAA Regional
2011	Texas A&M	Assoc. Head Coach	47-22	19-8/11st	NCAA College World Series
2012	Texas A&M	Assoc. Head Coach	43-18	16-8/2nd	NCAA Regional
2013	Texas A&M	Assoc. Head Coach	34-29	13-16/6th	NCAA Regional
2014	Texas A&M	Assoc. Head Coach	36-26	14-16/5th	NCAA Regional
2015	Kansas State	Assoc. Head Coach	27-30	10-14/6th	-
2016	Kansas State	Assoc. Head Coach	26-31	8-16/8th	-
2017	Southeast Missouri	Head Coach	29-26	16-14/5th	-

Overall Record as a Head Coach: 116-53 (3 years)

Record at Southeast Missouri, 29-26, 16-14 Ohio Valley Conference (1 year)

Record at Hutchinson CC, 87-27 (2 years)

Record as a college associate head coach, 213-156

Record as a college assistant coach, 294-140-1

Record as a volunteer assistant coach, 135-57

Southeast Missouri State REDHAWKS

ASSISTANT COACHES



- ▶ Assistant Coach
- ▶ Second Year
- ▶ University of the Ozarks, 2008

CURT DIXON

Curt Dixon enters his second year as an assistant coach at Southeast Missouri.

Dixon is the Redhawks recruiting coordinator. He joined the coaching staff on Aug. 11, 2016.

In his first season at Southeast, Dixon served as the team's pitching coach. The Redhawks allowed the fewest walks in the Ohio Valley Conference in 2017. Southeast also had two All-OVC pitchers in Clay Chandler and Justin Murphy under Dixon's watch.

Dixon most recently served as the pitching coach at Eastern Oklahoma State in Wilberton, Oklahoma. There, Dixon helped lead the Mountaineers to two National Junior College Athletic Association (NJCAA) Region 2 Championships (2012, 2016). Four of his pitchers were selected in the Major League Baseball Draft while 45 players went on to four-year universities including former Redhawk Jacob Lawrence. He has also worked with current Redhawk catcher Kylar Robertson. Dixon also coached two All-Americans and 12 Academic All-Americans. Dixon began at Eastern Oklahoma in 2011.

During the summer months,

Dixon has spent the last five seasons at the helm of the Brazos Valley Bombers out of the Texas Collegiate League. He has amassed an impressive record of 224-68 with the Bombers including five-consecutive TCL regular-season championships (2012-16). The Bombers led the league in ERA and opponent batting average each of the five championship seasons.

He was named the Texas Collegiate League Coach of the Year in each of the championship seasons from 2012-15. In 2013, Dixon coached the Bombers to a Perfect Game Summer Collegiate National Championship. 25 of his players went on to be selected in the MLB Draft.

Prior to Eastern Oklahoma and Brazos Valley, Dixon spent a season as the pitching coach at Clarke University in Dubuque, Iowa. In 2011, the Crusaders broke school records in ERA and conference victories.

Dixon began his coaching career at his alma mater, University of the Ozarks. He assisted in recruiting, practice routine, and was the JV head coach from 2008 to 2010.

As a student-athlete, Dixon

played four seasons for the Eagles. Dixon is the career leader in wins (24), strikeouts (205), and innings pitched (256.2). In 2008, his senior season, he was All-Region Team and All-American Southwest Conference Team selections after going 9-1 on the mound.

Professionally, he played three seasons in independent baseball. He began with the Southern Illinois Miners (Frontier League) before finishing the 2008 season with the McKinney Blue Thunder (Continental League). In 2009, he earned a 7-4 record in 13 starts with the Big Bend

Cowboys en route to being named a Continental League All-Star. He played a final season professionally in 2010 with the Kalamazoo Kings (Frontier League).

He received his Bachelor's degree in Political Science from the University of the Ozarks in 2008. He graduated Cum Laude and was an academic all-conference selection three times. He will finish his Master's in Sports Administration/Sports Coaching from the United States Sports Academy this Fall.

Curt and his wife Whitney have one daughter, Addison.



Southeast Missouri State **REDHAWKS**

ASSISTANT COACHES



- ▶ Assistant Coach
- ▶ Second Year
- ▶ Missouri-St. Louis, 2010

CRAIG RINGE

Craig Ringe sets to begin his second season at Southeast Missouri. Ringe is the Redhawks hitting coach.

In 2017, Ringe coached a Redhawk offense which ranked among the top five Ohio Valley Conference leaders in batting average (4th, .300), on-base percentage (.393), RBI (4th, 361), triples (1st, 19) and walks (5th, 243).

Before coming to Southeast, Ringe coached in the Prospects Baseball Program out of St. Louis, Missouri. More specifically, he was the head coach of the top 17 team since 2013. In 2016, his team included seven high school players with Division I offers and three with offers from Division II programs. The squad finished the season 25-5-2.

His collegiate coaching resume features two seasons at Kansas State University where he was the volunteer assistant coach from 2008 and 2009. Ringe and Sawyers coached one season together at K State in 2009, helping guide the Wildcats to the program's first ever NCAA Regional appearance. Ringe worked primarily with the infielders while assisting Sawyers with hitting.

He also has experience in the summer collegiate level after serving as hitting coach in 2009 and 2010 for the Mat-Su Miners of the Alaskan Baseball League. With Ringe's guidance, the Miners won back-to-back ABL championships both seasons he was there. In 2010, the team led the league with a .310 batting average.

Other coaching experience includes coaching Parkway South High School (St. Louis) to district and conference championships in 2010. He has also served the Meramec Valley (2010-12) and Team Missouri (2012-13) baseball clubs as Head Player Development Coach.

As a student-athlete, Ringe was a standout at University of Central Missouri from 1998-2002. He was a three-time All-Mid-American Intercollegiate Athletic Association (MIAA) selection, as well as being named the MIAA Player of the Year his senior season in 2002. He also earned recognition as NCAA Division II Region Player of the Year and was named Second Team All-American as a senior.

Ringe helped lead the Mules to a runner-up finish in the Division II National

Championship in 2001 and a third-place finish in 2002.

In 2008, Ringe was inducted into the UCM Athletics Hall of Fame. He broke school career records for runs scored (297) and walks (181), and ranked second in career games played (240), at bats (807), hits (275), doubles (61), and field assists (583). His 297 runs scored stands as the NCAA Division II record.

The Texas Rangers drafted Ringe in the 2002 MLB Draft in the 23rd round. He played

five seasons in the Rangers' organization, reaching Double-A Frisco.

Ringe earned his Bachelor's degree in Educational Studies from the University of Missouri – St. Louis in 2010.


Ringe has Southeast Missouri connections from his playing days with the Capahas from 1999-2000. He played for long-time manager of the Capahas Jess Bolen.

Craig and his wife, Sara, have two boys – Craig and Carson.



Southeast Missouri State REDHAWKS

ASSISTANT COACHES



- ▶ Volunteer Assistant
- ▶ First Year
- ▶ Lindenwood, 2014

ZAC PEARMAN

Zac Pearman begins his first year as a volunteer assistant coach at Southeast Missouri.

Pearman works as the Redhawks pitching coach.

Prior to Southeast, Pearman spent three seasons as pitching coach at Lindenwood University.

In his first season during the 2017 campaign, Pearman helped the pitching staff drop its ERA by over a full point to 4.66. The pitching was one of the key reasons for the Lions winning 40 games and capturing the MIAA Tournament and NCAA Division II Central Regional Championships. In 12 postseason games, the Lions gave up five or fewer runs in

seven of them, including a shutout in the first round of the national championship tournament.

Pearman coached five all-conference players. Connor Law was a first-team all-MIAA reliever and finished the year eighth in the nation in saves. Brendan Feldmann was a second-team selection and led the MIAA in strikeouts. Blake Beckmann, Andrew Eilers, and Kyle Hentis were all honorable mention picks. Law also earned honorable mention all-region honors. Law and Feldmann both signed professional contracts from Major League organizations over the summer.

From 2015-16, Pearman was a graduate assistant coach for the Lions. He helped Lindenwood win 41 games over those two seasons.

Other coaching experience for Pearman includes serving as the pitching coach in 2016 for the Wisconsin Rapid Rafters of the Northwood League.

Pearman was one of the top pitchers in Lindenwood baseball history after playing for the Lions from 2011-14. He led or tied for the team-high in wins in three of his four seasons, and finished with 28 career victories. He pitched in over 372 innings and had a career ERA of 4.35. He struck out 152 batters during his career, while walking just 73.

In 2014, Pearman went 4-4 and was among the team's ERA leaders with a 4.78 mark. He started 11 games and appeared in 14. One of his top victories of his career came in his final outing when he threw a six-hit shutout against NCAA regional finalist Emporia State. Pearman

also earned conference victories over Washburn and Fort Hays State.


As a junior, Pearman went 6-3 with a 5.93 ERA. Among his wins that year was over powerhouse Central Missouri in a 5-2 complete game victory. All six of his victories came in MIAA play.

In 2012, Pearman led a Lindenwood team that was beginning its transition to the NCAA with eight wins, and he had an ERA just under five. He was named a first-team All-ICAA after the season.


As a freshman, Pearman came in and led Lindenwood with 10 wins. He ranked in the top-15 in the NAIA in wins and had an ERA of 4.31. Pearman struck out a career-best 51 batters that season.

Off the field, Pearman was a two-time member of the MIAA Academic Honor Roll and graduated Lindenwood with a degree in physical education.


BASEBALL STAFF



Brian Lees
Student Assistant
Coach



Joe Sweet
Athletic Trainer



Brian Robbett
Strength & Conditioning



Erica Garrett
Academic Services




**YOUR
REDHAWKS**

**PLAYER
PROFILES**

Southeast Missouri State REDHAWKS

RETURNEES



2

► INF ► Sophomore
► 6-1 ► 175 ► R/R
► Ste. Genevieve, Mo.
► Valle Catholic H.S.

CONNOR BASLER

2017: Appeared in 54 games and started 53 at shortstop as a freshman...Hit .235 with 43 hits, 33 runs scored, eight doubles and 17 runs batted in...Was hit by a pitch seven times and drew 24 walks...Ranked second on the team with 10 stolen bases...Tied for fifth in the Ohio Valley Conference in sacrifice bunts (8), ranked third in assists (162) and was tied for fourth in fielding double plays (40)...Registered multiple-hits on eight occasions with a season-high four in game one of the Redhawks series vs. Western Illinois (2/24)...Went 4-for-5 with two doubles, a walk, three runs scored and four RBIs in that game...Strung together a six-game hitting streak from Mar. 5-17...Reached base safely in 18-consecutive games from Mar. 5-Apr. 5, fourth-longest of the season...Tied for fourth in OVC games with nine stolen bases...Southeast Scholar-Athlete and OVC Commissioner's Honor Roll selection.


Prep: Started and lettered all four years at Valle Catholic in Ste. Genevieve, Missouri...Named

all-conference, all-district, and all-state sophomore through senior years... Hit .615 with 59 RBI en route to Rawlings Third Team All-American honors as a senior...Hit .487 with a .571 on base percentage with 22 stolen bases and 41 runs as a junior...Earned a .404 batting average with 30 RBI, and 23 walks with only one strikeout along with pitching 49 innings with a 0.57 ERA and 47 strikeouts, only allowed four earned runs as a sophomore...Hit .356 with a .500 on base clip as a freshman...Helped lead Valle to conference and state titles in 2013 and 2014...Also an accomplished athlete on the football field and basketball court...Was a two-time all-conference and all-district performer in basketball...Was an all-state quarterback who helped lead Valle to state football titles in 2013 and 2014...Was a 2014 Dream Team Player of the Year...Is the school's all-time passing leader.

Personal: Born June 2, 1997...Son of Scott and Dawn Basler...Majoring in Sport Management.

CAREER-HIGHS

At-Bats	5	5x, last at Belmont (5/14/17)
Runs	3	vs. Western Illinois (2/24/17)
Hits	4	vs. Western Illinois (2/24/17)
Doubles	2	vs. Western Illinois (2/24/17)
Triples	-	-
Home Runs	-	-
RBI	4	vs. Western Illinois (2/24/17)
Stolen Bases	2	vs. UT Martin (3/19/17)



44

► LHP ► Junior
► 6-4 ► 205 ► L/L
► Ste. Genevieve, Mo.
► Valle Catholic H.S.

DANIEL BERGTHOLDT

2017: Pitched in 12 games out of the bullpen...Fashioned a 2-1 record...Posted four strikeouts in 10 innings of work...Picked up his first career win when he struck out one in 1.2 innings vs. Tennessee Tech (4/29)...Matched his longest outing of the season when he also worked 1.2 innings at Western Michigan (5/6)...Recorded a season-high two strike

outs in two-thirds of an inning vs. Southern Illinois (4/25)...Southeast Scholar-Athlete and OVC Commissioner's Honor Roll selection.

2016: Started two games in five total appearances in his rookie campaign...Pitched six total innings including a season-long 3.0 inning

BASLER'S CAREER STATISTICS AT SOUTHEAST MISSOURI

Year	Avg.	GP-GS	AB	R	H	2B	3B	HR	RBI	TB	SLG%	BB	HBP	SO	GDP	OB%	SF	SH	SB-ATT	PO	A	E	FLD%
2017	.235	54-53	183	33	43	8	0	0	17	51	.279	24	7	44	3	.343	2	8	10-13	71	162	16	.936

BASLER'S CAREER STATISTICS IN OHIO VALLEY CONFERENCE GAMES

Year	Avg.	GP-GS	AB	R	H	2B	3B	HR	RBI	TB	SLG%	BB	HBP	SO	GDP	OB%	SF	SH	SB-ATT	PO	A	E	FLD%
2017	.217	30-30	106	22	23	3	0	0	6	26	.245	17	4	26	1	.346	0	2	9-10	49	100	7	.955

Southeast Missouri State REDHAWKS


RETURNEES

outing in his Redhawk debut at Alcorn State (2/22)...Southeast Scholar-Athlete.

Prep: Started and lettered three years for Valley Catholic High School...Pitched and played first base...Helped lead Valle Catholic to back-to-back Class 2 State Championships as a junior and a senior...Earned All-State, all-district, and all-conference honors as a sophomore, junior, and senior...Struck out 15 batters during the Class 2 state semifinals against Linn

in 2014...Threw a one-hitter in the state semis in 2015 while striking out 14...Hit a two-run home run in the state championship game...Also competed in basketball...Earned all-conference and all-district honors in basketball...Was a high-honors student.

Personal: Born March 4, 1997...Son of Jerry and Geri Bergholdt...Sister Abbie plays volleyball at Fontbonne University...Majoring in Corporate Communication at Southeast.



14

► OF ► RS-Sophomore
► 5-11 ► 200 ► R/R
► Chesterfield, Mo.
► De Smet Jesuit H.S.

MICHAEL BERRA

2017: Saw action in 17 games, making five starts in the outfield...Started three contests in left field and two in right...Collected four hits, two runs scored, a double, one RBI and four walks in 24 at-bats...Had a hit in back-to-back games at Eastern Illinois (4/8) and vs. Jacksonville State (4/15)...First career start was at Eastern Illinois (4/7)...Ohio Valley Conference Medal of Honor recipient and OVC Commissioner's Honor Roll selection...Southeast Scholar-Athlete.

Prep: Started and lettered three years at De Smet Jesuit High School in St. Louis, Missouri...Hit .270 with three home runs and 23 RBIs as a senior...Hit .290 with 21 RBIs in his junior campaign...Was a .407 hitter as a sophomore...Earned Second Team All-Conference honors as a sophomore...Also played two years of football...Member of National Honor Society.

Personal: Born December 3, 1996...Son of Tom and Lisa Berra...Majoring in Pre-Physical Therapy.

2016: Redshirted...Southeast Scholar-Athlete.

CAREER-HIGHS

Innings.....	3.0	at Alcorn State (2/22/16)
Fewest Hits.....	0	3x, last at Belmont (5/13/17)
Most Hits.....	3	4x, last at Western Michigan (5/6/17)
Fewest Runs.....	0	6x, last vs. Murray State (5/26/17)
Most Runs.....	5	2x, last at Morehead State (3/10/17)
Fewest Walks.....	0	11x, last vs. Murray State (5/26/17)
Strikeouts.....	2	3x, last vs. Southern Illinois (4/25/17)

CAREER-HIGHS

At-Bats.....	4	2x, last vs. Southern Illinois (4/25/17)
Runs.....	1	2x, last vs. Jacksonville State (4/15/17)
Hits.....	1	4x, last at Western Michigan (5/6/17)
Doubles.....	1	vs. Jacksonville State (4/1/17)
Triples.....	-	-
Home Runs.....	-	-
RBI.....	1	vs. UT Martin (3/17/17)
Stolen Bases.....	-	-

BERGTHOLDT'S CAREER STATISTICS AT SOUTHEAST MISSOURI

Year	ERA	W-L	APP	GS	CG	SHO	SV	IP	H	R	ER	BB	SO	2B	3B	HR	AB	B/Avg.	WP	HBP	BK	SFA	SHA
2016	16.52	1-0	5	2	0	0	0	6.0	10	13	11	7	4	1	0	2	30	.333	1	1	0	1	0
2017	8.10	2-1	12	0	0	0	0	10.0	17	13	9	6	4	5	0	2	45	.378	2	0	0	0	2
Total	11.25	3-1	17	2	0	0	0	16.0	27	26	20	13	8	6	0	4	92	.360	3	1	0	1	2

BERGTHOLDT'S CAREER STATISTICS IN OHIO VALLEY CONFERENCE GAMES

Year	ERA	W-L	APP	GS	CG	SHO	SV	IP	H	R	ER	BB	SO	2B	3B	HR	AB	B/Avg.	WP	HBP	BK	SFA	SHA
2016	99.00	0-0	1	0	0	0	0	0.0	2	2	2	0	0	0	0	1	2	1.000	0	0	0	0	0
2017	16.20	1-0	6	0	0	0	0	3.1	8	9	6	6	1	4	0	2	26	.400	0	0	0	0	0
Total	21.60	1-0	7	0	0	0	0	3.1	10	11	8	6	1	4	0	3	28	.455	0	0	0	0	0

BERRA'S CAREER STATISTICS AT SOUTHEAST MISSOURI

Year	Avg.	GP-GS	AB	R	H	2B	3B	HR	RBI	TB	SLG%	BB	HBP	SO	GDP	OB%	SF	SH	SB-ATT	PO	A	E	FLD%
2017	.167	17-5	24	2	4	1	0	0	1	5	.208	4	1	6	0	.300	1	0	0-1	7	0	1	.875


BERRA'S CAREER STATISTICS IN OHIO VALLEY CONFERENCE GAMES

Year	Avg.	GP-GS	AB	R	H	2B	3B	HR	RBI	TB	SLG%	BB	HBP	SO	GDP	OB%	SF	SH	SB-ATT	PO	A	E	FLD%
2017	.231	10-3	13	2	3	1	0	0	1	4	.308	3	1	4	0	.389	1	0	0-1	3	0	1	.750

Southeast Missouri State

REDHAWKS

RETURNEES



21

► RHP ► RS-Senior
► 6-2 ► 200 ► R/R
► Pinckneyville, Ill.
► Pinckneyville H.S.

JOEY BURRIS

2017: Compiled a 2-1 record in 20 appearances and one start...Tied for third on the team with two saves...Recorded 25 strikeouts in 30.1 innings and combined on one shutout...Struck out a season-high four in four no-hit, shutout relief innings to earn his first win of the season at Eastern Illinois (4/9)... Worked two innings in his only start at Arkansas State (4/4)...Pitched 1.1 shutout innings of relief to get the win at Western Michigan (5/6)... Earned both of his saves in Ohio Valley Conference play, vs. Jacksonville State (4/13) and Tennessee Tech (4/29)...OVC Commissioner's Honor Roll selection and Southeast Scholar-Athlete.

2016: Made three appearances on the season...Threw 1.0 inning vs. Ole Miss (3/8)...Southeast Scholar-Athlete.

2015: Made only one appearance the season at Alcorn State (2/19)... OVC Commissioner's Honor Roll selection... Southeast Scholar-Athlete.

2014: Redshirted.

Prep: Played three seasons as an infielder and pitcher at Pinckneyville Community High School...Was named team MVP and Silver Slugger Award winner... Earned first team all conference honors and was named to the Southern Illinois Baseball Coaches All-Stars team in 2013...Also ran cross country three years of high school...Played trumpet in the jazz and marching bands all four years of high school...Eagle Scout and Illinois State Scholar.

Personal: Son of Kevin and Susan Burris...Born May 18, 1995...Majoring in Biology.

CAREER-HIGHS

Innings.....	4.2	vs. Jacksonville State (4/1/17)
Fewest Hits.....	0	10x, last vs. Murray State (5/26/17)
Most Hits.....	7	vs. Jacksonville State (4/15/17)
Fewest Runs.....	0	15x, last vs. Murray State (5/26/17)
Most Runs.....	7	vs. Jacksonville State (4/15/17)
Fewest Walks.....	0	13x, last vs. Murray State (5/26/17)
Strikeouts.....	4	at Eastern Illinois (4/9/17)



28

► RHP ► RS-Freshman
► 6-3 ► 200 ► R/R
► Collinsville, Ill.
► Collinsville H.S.

MATT COOK

2017: Redshirted.

Prep: Started two years and lettered three times at Collinsville High School.

Personal: Born January 16, 1998... Son of Kevin and Kathy Cook... Sister Christa played softball at Washington University in St. Louis... Majoring in Entrepreneurship.

BURRIS' CAREER STATISTICS AT SOUTHEAST MISSOURI


Year	ERA	W-L	APP	GS	CG	SHO	SV	IP	H	R	ER	BB	SO	2B	3B	HR	AB	B/Avg.	WP	HBP	BK	SFA	SHA
2015	0.00	0-0	1	0	0	0	0	0.1	0	0	0	0	0	0	0	0	1	.000	0	0	0	0	0
2016	4.50	0-0	3	0	0	0	0	2.0	2	1	1	1	1	2	0	0	9	.250	0	0	0	0	0
2017	5.93	2-1	20	1	0	1	2	30.1	27	21	20	13	25	8	1	6	136	.237	0	6	0	2	1
Total	5.79	2-1	24	1	0	1	2	32.2	29	22	21	14	26	10	1	6	146	.236	0	6	0	2	1

BURRIS' CAREER STATISTICS IN OHIO VALLEY CONFERENCE GAMES

Year	ERA	W-L	APP	GS	CG	SHO	SV	IP	H	R	ER	BB	SO	2B	3B	HR	AB	B/Avg.	WP	HBP	BK	SFA	SHA
2016	0.00	0-0	1	0	0	0	0	0.1	0	0	0	0	0	0	0	0	1	.000	0	0	0	0	0
2017	4.79	1-0	12	0	0	1	2	20.2	15	12	11	9	19	3	1	4	86	.200	0	1	0	0	1
Total	4.71	1-0	13	0	0	1	2	21.0	15	12	11	9	19	3	1	4	87	.197	0	1	0	0	1

Southeast Missouri State REDHAWKS

RETURNEES



12

► INF ► RS-Junior
► 5-8 ► 200 ► S/R
► Alexander, Ark.
► Bryant H.S.

TREVOR EZELL

2017: Started seven games at second base before a back injury ended his season...Was later granted a medical redshirt... Collected eight hits, six runs scored, a double, one triple, one home run and five RBIs prior to his injury... Added three stolen bases...Had a triple, four RBIs and three runs scored vs. Western Illinois (2/24)... Also posted two hits vs. UT Arlington (2/17) and Western Illinois (2/26)...Ohio Valley Conference Medal of Honor recipient and OVC Commissioner's Honor Roll selection...Southeast Scholar-Athlete.

2016: Started 59 games...Registered a team-high 23 stolen bases in 25 attempts...Was third on the team in hits (79) and second in on-base percentage (.458)...Went 3-for-3 on steal attempts while tying for a team-best eight runs scored during the OVC Tournament... One of three Redhawks to sport at perfect fielding percentage during the OVC Tournament...Broke the school's single-season runs record with 70...

Set the new mark in the championship game of the OVC Tournament when he scored three times...His 246 at-bats set a new Southeast single-season record... Led the team with 25 multiple-hit games...Had six multi-RBI performances...Strung together an 18-game hitting streak and reached base in 28-straight contests...Ranked nationally in walks (14th, 53), runs (fourth, 70), and runs per game (third, 1.19)... His 53 walks tied for fourth on the school's single-season list... Earned CoSIDA Academic All-American status as a third-team infielder with a 3.92 GPA...Named Louisville Slugger Preseason All-American by Baseball America...2016 CoSIDA Academic All-District pick...Second-Team All-OVC honoree...Earned NCAA Starkville Regional All-Tournament Team honors...Recipient of the OVC Medal of Honor...Member of the OVC Commissioner's Honor Roll... Southeast Scholar-Athlete.

2015: Had a breakout season as a true freshman...Earned NCBWA Freshman All-America status... Named OVC All-Freshman Team... Ranked ninth nationally in runs per game (1.12), 12th in runs (66), 18th in triples (6) and 43rd in walks (41)...Started all 59 games...Made 17 starts in left field before starting eight games at second base... Started 33 contests at third base... Served as the team's leadoff hitter in 52 games...Tied a team-high 77 hits...Recorded 21 multi-hit games and 11 multi-RBI performances...Had three or more hits in eight games... Stole 11 bases...Had four hits in seven at-bats and drove in four runs at

Murray State (4/25)...Member of the OVC Commissioner's Honor Roll... Southeast Scholar Athlete.

Prep: Graduated from Bryant High School...Started and lettered two of his prep seasons...Hit .516 with 49 hits, 11 doubles and 31 RBIs as a junior...Earned Second-Team Louisville Slugger All-America and All-State honors...Helped lead his team to a state title in 2012 and two conference championships (2012, 2013)...Recorded a 4.13 GPA.

Personal: Born April 3, 1996...Son of Tracy and Alicia Ezell...Majoring in Business Administration.

CAREER-HIGHS

At-Bats	7	2x, last at Indiana State (5/9/15)
Runs	5	2x, last vs. Eastern Illinois (4/17/16)
Hits	4	4x, last at Missouri (5/5/15)
Doubles	1	29x, last vs. Western Illinois (2/25/17)
Triples	1	9x, last vs. Western Illinois (2/24/17)
Home Runs	1	10x, last vs. Western Illinois (2/26/17)
RBI	4	2x, last vs. Western Illinois (2/24/17)
Stolen Bases	3	vs. SIU Edwardsville (4/2/16)



EZELL'S CAREER STATISTICS AT SOUTHEAST MISSOURI


Year	Avg.	GP-GS	AB	R	H	2B	3B	HR	RBI	TB	SLG%	BB	HBP	SO	GDP	OB%	SF	SH	SB-ATT	PO	A	E	FLD%
2015	.313	59-59	246	66	77	18	6	4	42	119	.484	41	9	47	2	.423	4	3	11-17	45	83	6	.955
2016	.326	59-59	242	70	79	10	2	5	31	108	.446	53	6	45	6	.458	0	4	23-25	83	151	7	.971
2017	.276	7-7	29	6	8	1	1	1	5	14	.483	3	0	4	0	.333	1	0	3-3	13	20	0	1.000
Total	.317	125-125	517	142	164	29	9	10	78	241	.466	97	15	96	8	.435	5	7	37-45	141	254	13	.968

EZELL'S CAREER STATISTICS IN OHIO VALLEY CONFERENCE GAMES

Year	Avg.	GP-GS	AB	R	H	2B	3B	HR	RBI	TB	SLG%	BB	HBP	SO	GDP	OB%	SF	SH	SB-ATT	PO	A	E	FLD%
2015	.308	30-30	133	38	41	12	3	4	23	71	.534	17	7	22	0	.411	1	2	5-6	20	38	4	.935
2016	.352	29-29	125	38	44	6	1	4	18	64	.512	24	3	22	2	.467	0	0	13-13	42	74	3	.975
Total	.329	59-59	258	76	85	18	4	8	41	135	.523	41	10	44	2	.439	1	2	18-19	62	112	7	.961

Southeast Missouri State REDHAWKS

RETURNEES



25

► INF ► Senior
► 6-0 ► 230 ► R/R
► Ramona, Okla.
► Caney Valley H.S.
► Northeastern Okla. A&M

TRISTEN GAGAN

*Named Third-Team Preseason
All-America by Collegiate Baseball.*

2017: Started 54 games at first base...Led the Redhawks with 13 home runs and 62 RBIs...Hit .298 with 40 runs scored and ranked second on the team with 15 doubles...Had a .567 slugging percentage, third-best on the team...Ranked second on the team with a .990 fielding percentage...Collected multiple hits a total of 17 times...Had two or more RBIs in 16 contests...Strung together a 10-game hitting streak from May 6-24...Rated fifth in the Ohio Valley Conference in RBI, tied for third in sacrifice flies (6), was second in putouts (461) and first in fielding double plays (51)...Went 4-for-5 with three runs scored, two doubles, a home run and five RBIs vs. Purdue (3/5)...Matched a season-high five RBIs when he hit a pair of home runs vs. Eastern Kentucky (3/18)...Hit .331 with 23 runs, 10 doubles a triple, eight home runs and 42 RBIs in league play...His

42 RBIs led the OVC in conference games...Also led the league in putouts (274) and fielding double plays (36) versus conference opponents.

Northeastern Oklahoma A&M:

Started two years at third base...Earned Second-Team National Junior College Athletic Association Division I All-Region honors...Played 50 games in 2016 and hit .448 with 15 home runs and 13 doubles...Drove in 79 runs, ranking 19th in NJCAA...Slugged .765 and recorded a .507 on base percentage...Earned First-Team All-Region accolades as a freshman...His .477 batting average as a freshman not only set a NEO single-season record, but it ranked fifth among all junior college baseball players in 2015...Additionally, his .533 on-base percentage ranked seventh, while his .769 slugging percentage ranked 20th...Hit home runs, added 10 doubles and finished with 44 runs scored as a freshman.

Prep: Four-year starter and letterman at Caney Valley High School...Hit .571 with eight home runs en route to All-State honors as a senior...Hit .545 with eight home runs as a junior...Also played football.

Personal: Born December 21, 1995...Son of Raymond and Angie Gagan...Brother Troy plays baseball at Northeastern Oklahoma A&M...Majoring in Recreation/Park Administration.

CAREER-HIGHS

At-Bats	6	vs. Eastern Kentucky (5/18/17)
Runs	3	vs. Purdue (3/5/17)
Hits	4	vs. Purdue (3/5/17)
Doubles	2	2x, last at SIU Edwardsville (3/25/17)
Triples	1	vs. UT Martin (3/17/17)
Home Runs	2	vs. Eastern Kentucky (5/18/17)
RBI	5	2x, last vs. Eastern Kentucky (5/18/17)
Stolen Bases	2	at Belmont (5/14/17)



GAGAN'S CAREER STATISTICS AT SOUTHEAST MISSOURI


Year	Avg.	GP-GS	AB	R	H	2B	3B	HR	RBI	TB	SLG%	BB	HBP	SO	GDP	OB%	SF	SH	SB-ATT	PO	A	E	FLD%
2017	.298	55-54	208	40	62	15	1	13	62	118	.567	29	8	39	7	.394	6	0	44	461	29	5	.990

GAGAN'S CAREER STATISTICS IN OHIO VALLEY CONFERENCE GAMES

Year	Avg.	GP-GS	AB	R	H	2B	3B	HR	RBI	TB	SLG%	BB	HBP	SO	GDP	OB%	SF	SH	SB-ATT	PO	A	E	FLD%
2017	.331	30-30	118	23	39	10	1	8	42	75	.636	15	3	20	5	.404	5	0	3-3	274	11	4	.986

RETURNNEES

Southeast Missouri State REDHAWKS



27

► LHP ► Senior
► 6-5 ► 165 ► L/L
► Orange, Calif.
► Canyon H.S.
► Ventura College

NATE GREEN

2017: Appeared in 13 games and ranked second on the team with 11 starts...Recorded 18 strikeouts in 53.2 innings...Finished with a 3-3 record...Picked up his first win when he worked five innings at Stephen F. Austin (2/19)...Struck out two in four innings to beat Missouri (3/28) on the road...Recorded a season-high four strikeouts in 6.1 innings at Western Michigan (5/7), his longest outing of the year...Did not allow a walk in five of his appearances...Ohio Valley Conference Commissioner's Honor Roll selection...Southeast Scholar-Athlete.

Ventura College: Started 12 games for Ventura College as the number two starter in 2016...Pitched a team-high 86.2 innings...Finished

with a 5-5 record, 4.36 ERA and 54 strikeouts...Tossed three complete games...Earned Second-Team All-Western State Conference honors.


Fullerton College: Made eight appearances on the mound as a freshman...Earned one save in 7.1 innings of work.

Prep: Attended Canyon High School...Earned first-team all-league honors as a senior...Three-time Pitcher of the Year...Also played basketball.

Personal: Born July 15, 1994...Son of Don and Laurie Green... Majoring in Communication Studies.

CAREER-HIGHS

Innings.....	6.1	at Western Michigan (5/7/17)
Fewest Hits.....	2	vs. Austin Peay (4/2/17)
Most Hits.....	7	2x, last vs. Eastern Kentucky (5/20/17)
Fewest Runs.....	1	4x, last vs. Eastern Kentucky (5/20/17)
Most Runs.....	7	at Murray State (4/23/17)
Fewest Walks.....	0	5x, last at Belmont (5/14/17)
Strikeouts.....	4	at Western Michigan (5/7/17)



18

► RHP ► RS-Sophomore
► 6-4 ► 220 ► R/R
► Cape Girardeau, Mo.
► Central H.S.

CHASE HAGERTY

2017: Pitched in 14 games and started two...Notched 17 strikeouts in 22 innings...Finished the season with a 0-1 record...Struck out two in 3.1 innings during his first career start vs. Southern Illinois (4/25)...Recorded three strikeouts in 3.2 innings at Saint Louis (5/2), his other start of the season...Posted a season-high four strikeouts on two occasions – at Stephen F. Austin (2/17) and at Morehead State (3/9).

2016: Redshirted.

Prep: Four-year starter and letterman at Cape Central High School...Pitched and played first and third base...Through his first three years, had a 1.43 ERA with 295 strikeouts and only 78 walks...

Finished his senior campaign with a 1.39 ERA in 53 innings with 70 strikeouts and 11 walks...Multiple all-district, all-conference, all-conference tournament and All-Southeast Missouri Team member...Also played four years of basketball, two years of football, and one year of swimming...Was awarded the Jim Allen Award, which goes to the male athlete who best exemplifies the qualities of citizenship...Helped lead Cape Central to district and sectional championships.

Personal: Born October 20, 1996... Son of Chuck and Gina Hagerty... Majoring in General Studies.

CAREER-HIGHS

Innings.....	3.2	at Saint Louis (5/3/17)
Fewest Hits.....	0	5x, last at Murray State (4/23/17)
Most Hits.....	7	at Morehead State (3/9/17)
Fewest Runs.....	0	6x, last at Murray State (4/23/17)
Most Runs.....	5	2x, last at SIU Edwardsville (3/25/17)
Fewest Walks.....	0	6x, last at Belmont (5/14/17)
Strikeouts.....	4	2x, last at Morehead State (3/9/17)

GREEN'S CAREER STATISTICS AT SOUTHEAST MISSOURI

Year	ERA	W-L	APP	GS	CG	SHO	SV	IP	H	R	ER	BB	SO	2B	3B	HR	AB	B/Avg.	WP	HBP	BK	SFA	SHA
2017	5.87	3-3	13	11	0	0	0	53.2	65	38	35	12	18	11	0	8	243	.307	2	9	0	3	7

GREEN'S CAREER STATISTICS IN OHIO VALLEY CONFERENCE GAMES

Year	ERA	W-L	APP	GS	CG	SHO	SV	IP	H	R	ER	BB	SO	2B	3B	HR	AB	B/Avg.	WP	HBP	BK	SFA	SHA
2017	9.53	1-2	6	4	0	0	0	17.0	31	18	18	2	7	6	0	7	83	.408	0	3	0	0	2

HAGERTY'S CAREER STATISTICS AT SOUTHEAST MISSOURI

Year	ERA	W-L	APP	GS	CG	SHO	SV	IP	H	R	ER	BB	SO	2B	3B	HR	AB	B/Avg.	WP	HBP	BK	SFA	SHA
2017	7.36	0-1	14	2	0	0	0	22.0	29	19	18	14	17	4	0	5	111	.341	4	7	0	2	3


HAGERTY'S CAREER STATISTICS IN OHIO VALLEY CONFERENCE GAMES

Year	ERA	W-L	APP	GS	CG	SHO	SV	IP	H	R	ER	BB	SO	2B	3B	HR	AB	B/Avg.	WP	HBP	BK	SFA	SHA
2017	15.12	0-0	7	0	0	0	0	8.1	16	14	14	9	8	2	0	4	51	.457	2	4	0	2	1

Southeast Missouri State

REDHAWKS

RETURNEES



35

► RHP ► Senior
► 6-1 ► 200 ► R/R
► Venice, Calif.
► Venice H.S.
► Glendale CC

RYAN LOSMAN

2017: Made 17 of his 20 appearances in relief...Went 1-2 with two saves...Recorded 36 strikeouts in 33 innings of work...Struck out a season-high seven in five innings to get the win vs. Saint Louis (4/18), his first start of the year...Also started vs. Tennessee Tech (4/29) and Murray State (5/26)...Did not allow a run in nine of his appearances...Ohio Valley Conference Commissioner's Honor Roll selection and Southeast Scholar-Athlete.

Glendale CC: Pitched a team-high 57 innings in 12 starts as a sophomore at Glendale Community College in Glendale, California...Compiled a 7-1 record with a 3.16 ERA...Fanned 33 hitters...Named first team all-conference...Made

eight starts in 13 appearances and pitched 34.2 innings as a freshman...Struck out 15 and went 1-4 for the season.

Prep: Started and lettered three seasons at Venice High School...Pitched and played shortstop...Posted a .488 batting average as a senior en route to first team all-league and all-city honors...Also earned all-league honors as a junior and sophomore...Participated in cross country.


Personal: Born September 13, 1995...Son of Greg and Elaine Losman...Brother JP Losman played quarterback at Tulane and later played professionally...Majoring in Business Administration.

CAREER-HIGHS

Innings.....	5.0	vs. Saint Louis (4/18/17)
Fewest Hits.....	0	4x, last at Saint Louis (5/2/17)
Most Hits.....	5	at Arkansas State (4/4/17)
Fewest Runs.....	0	9x, last at Jacksonville State (5/24/17)
Most Runs.....	7	at Arkansas State (4/4/17)
Fewest Walks.....	0	10x, last at Jacksonville State (5/24/17)
Strikeouts.....	7	vs. Saint Louis (4/18/17)



RYAN LOSMAN



33

► LHP ► RS-Senior
► 6-1 ► 205 ► L/L
► Jackson, Mo.
► Shawnee H.S.
► Three Rivers College

ADAM PENNINGTON

2017: Went 0-1 in two relief appearances...Pitched one-third of an inning vs. UT Arlington (2/18) and at Central Arkansas (3/21).

2016: Fashioned a 4-1 record and 4.07 ERA in 19 appearances and two starts...Tied for second on the team with two saves...Had 37 strikeouts in 48.2 innings of work...Allowed just 10 walks...Picked up his first career win when he struck out four in 2.2 relief innings vs. Morehead State (3/19)...Made his first career start at Ole Miss (3/9), where he struck out a season-high six in seven innings, his longest outing of the season...

Also beat SIUE (4/3), Jacksonville State (4/23) and Stephen F. Austin (5/14)...Appeared in two games, started one and was credited with a save at the Ohio Valley Conference Tournament...Pitched two-thirds of an inning against Louisiana Tech (6/4) at the NCAA Starkville Regional...OVC Commissioner's Honor Roll selection and Southeast Scholar-Athlete.

Three Rivers College: Was on the Three Rivers team for two seasons...Pitched nine innings in two appearances before being granted a redshirt in 2014...Had 12

LOSMAN'S CAREER STATISTICS AT SOUTHEAST MISSOURI

Year	ERA	W-L	APP	GS	CG	SHO	SV	IP	H	R	ER	BB	SO	2B	3B	HR	AB	B/Avg.	WP	HBP	BK	SFA	SHA
2017	5.73	1-2	20	3	0	0	2	33.0	34	26	21	15	36	7	0	8	149	.266	4	2	0	1	3

LOSMAN'S CAREER STATISTICS IN OHIO VALLEY CONFERENCE GAMES

Year	ERA	W-L	APP	GS	CG	SHO	SV	IP	H	R	ER	BB	SO	2B	3B	HR	AB	B/Avg.	WP	HBP	BK	SFA	SHA
2017	3.07	0-0	11	1	0	0	1	14.2	14	9	5	8	15	1	0	3	66	.250	2	1	0	0	1

Southeast Missouri State REDHAWKS

RETURNEES

strikeouts as a freshman...In 2015, he recorded 12 strikeouts in 6.1 innings as a redshirt-freshman.

Prep: Attended Shawnee High School, where he lettered and started all four years...Pitched, played first baseball and saw action in the outfield...Finished his career with a 29-5 record, 1.03 ERA and 491 strikeouts in 268.2 innings pitched...Named first-team all-conference and first-team all-state as a junior

and senior...Guided his team to four regional championships, two sectional titles and a third-place finish in the Class 1A state championship...Also played basketball.

Personal: Born February 8, 1995... Son of Jeffery and Betty Pennington...Brother Todd was an All-American at Southeast and drafted in the 46th round of the 2001 Major League Baseball Draft by the Cleveland Indians...Majoring in Corporate Communication.

State (3/10)...Struck out the side vs. Western Illinois (2/24)...Also had two strikeouts in two innings at Morehead State (3/10).

2016: Redshirted due to injury.

2015: Made 18 appearances out of the bullpen as a true freshman... Finished with a 3.60 ERA in 10 innings...Struck out eight and walked 12...Held opposing hitters to a .235 batting average...Southeast Scholar-Athlete.

Posted a 5-1 record with a 1.16 ERA as a junior...Allowed only one extra base hit that season... Earned all-conference and all-district accolades...Led his team in starts, wins, and innings pitched in consecutive seasons...Played football for two years.

Personal: Born March 20, 1995... Son of Jerry and Donna Pyles... Both parents are graduates of Southeast...Majoring in Business Administration.

CAREER-HIGHS

Innings.....	7.0	at Ole Miss (3/9/16)
Fewest Hits.....	0	6x, last at Central Arkansas (3/21/17)
Most Hits.....	8	2x, last vs. Austin Peay (5/28/16)
Fewest Runs.....	0	12x, last at Central Arkansas (3/21/17)
Most Runs.....	5	vs. Louisiana Tech (6/4/16)
Fewest Walks.....	0	15x, last at Central Arkansas (3/21/17)
Strikeouts.....	6	at Ole Miss (3/9/16)

Prep: Graduated from Poplar Bluff High School where he started and lettered all four years...Went 7-2 on his way to all-conference, all-district and all-state honors as a senior...

CAREER-HIGHS

Innings.....	2.0	at Morehead State (3/10/17)
Fewest Hits.....	0	11x, last vs. Western Illinois (2/24/17)
Most Hits.....	4	at SIU Edwardsville (3/25/17)
Fewest Runs.....	0	16x, last at Western Michigan (5/7/17)
Most Runs.....	4	2x, last at SIU Edwardsville (3/25/17)
Fewest Walks.....	0	11x, last at Western Michigan (5/7/17)
Strikeouts.....	3	vs. Western Illinois (2/24/17)



WESLEY PYLES

2017: Appeared in five games out of the bullpen...Recorded five

strikeouts in 3.2 innings...Longest outing was two innings at Morehead

PENNINGTON'S CAREER STATISTICS AT SOUTHEAST MISSOURI

Year	ERA	W-L	APP	GS	CG	SHO	SV	IP	H	R	ER	BB	SO	2B	3B	HR	AB	B/Avg.	WP	HBP	BK	SFA	SHA
2016	4.07	4-1	19	2	0	0	2	48.2	53	24	22	10	37	12	2	2	210	.282	6	8	0	1	2
2017	13.50	0-1	2	0	0	0	0	0.2	1	2	1	0	0	1	0	0	5	.500	0	0	0	0	3
Total	4.19	4-2	21	2	0	0	2	49.1	54	26	23	10	37	13	2	2	215	.251	6	8	0	1	5

PENNINGTON'S CAREER STATISTICS IN OHIO VALLEY CONFERENCE GAMES

Year	ERA	W-L	APP	GS	CG	SHO	SV	IP	H	R	ER	BB	SO	2B	3B	HR	AB	B/Avg.	WP	HBP	BK	SFA	SHA
2016	1.21	3-0	8	0	0	0	0	22.1	20	4	3	6	20	4	0	0	96	.238	3	5	0	0	1

PYLES' CAREER STATISTICS AT SOUTHEAST MISSOURI


Year	ERA	W-L	APP	GS	CG	SHO	SV	IP	H	R	ER	BB	SO	2B	3B	HR	AB	B/Avg.	WP	HBP	BK	SFA	SHA
2017	22.09	0-0	5	0	0	0	0	3.2	9	10	9	3	5	4	0	2	26	.429	2	2	0	0	0

PYLES' CAREER STATISTICS IN OHIO VALLEY CONFERENCE GAMES

Year	ERA	W-L	APP	GS	CG	SHO	SV	IP	H	R	ER	BB	SO	2B	3B	HR	AB	B/Avg.	WP	HBP	BK	SFA	SHA
2017	27.00	0-0	2	0	0	0	0	2.1	6	8	7	3	2	3	0	1	19	.429	1	2	0	0	0

Southeast Missouri State REDHAWKS

RETURNEES



20

► RHP ► Senior
► 6-2 ► 220 ► R/R
► Silver City, N.M.
► Silver H.S.
► Arizona Western College

CARLOS VEGA

2017: Southeast's closer who led the team in relief appearances (23) and saves (6)...Tied for sixth in the Ohio Valley Conference in saves... Finished with a 1-4 record and 3.82 ERA...Struck out 45 in 35.1 innings... Picked up his first career win after tossing 2.2 innings and striking out two vs. Western Illinois (2/25)...Registered a season-high six strikeouts in four innings vs. Purdue (3/4), his longest outing of the year...Struck out four or more in three other games.


Arizona Western: Was a reliever in 2015 and started the 2016 campaign at Arizona Western College... Went 8-3 with 90 strikeouts in 66.1 innings as a sophomore...Boasted 12.21 strikeouts per nine innings... Had a 2.44 ERA...Earned First-Team All-ACCAC and first-team all-region...Made 15 relief appearances as a freshman, recording a 2-1 record in 30 innings...Tallied 32 strikeouts.

Prep: Helped lead Silver High School's baseball team to its first state championship in 17 years as a senior...Named first team all-state... Also an accomplished wrestler and javelin thrower on the track & field team...Recorded the most takedowns and picked up 48 wins with only three losses as a senior en route to national and state individual titles...Helped the wrestling team to a state championship as a freshman, second-place finish as a sophomore and third-place finish at state as a junior...Was part of the state championship track team his junior year.

Personal: Born December, 28, 1995...Son of Steve and Viola Vega... Majoring in Recreation/Park Administration...Says he is musically inclined with many instruments and loves watching UFC.

CAREER-HIGHS

Innings.....	4.0	vs. Purdue (3/4/17)
Fewest Hits.....	0	5x, last at Belmont (5/12/17)
Most Hits.....	4	vs. Purdue (3/4/17)
Fewest Runs.....	0	12x, last at Belmont (5/12/17)
Most Runs.....	5	at SIU Edwardsville (3/26/17)
Fewest Walks.....	0	15x, last at Belmont (5/14/17)
Strikeouts.....	6	vs. Purdue (3/4/17)



22

► RHP ► RS-Senior
► 6-3 ► 200 ► R/R
► Cordova, Tenn.
► First Assembly Christian H.S.

MATTHEW WADE

2017: Put up a 2-1 record in 18 relief appearances...Struck out 11 in 21.1 innings...Ranked second on the team with three saves...Had a season-high two strikeouts in two innings to nail down his second win of the year...Longest outing was 2.1 innings at Central Arkansas (3/21)... Ohio Valley Conference Medal of Honor recipient and Commission-

er's Honor Roll selection...Southeast Scholar-Athlete.

2016: Participated in 15 games out of the bullpen...Tallied eight strikeouts in 14.2 innings...Threw 2.1 scoreless innings at Missouri (3/16), his longest outing of the season... Recipient of the OVC Medal of Honor and member of the

VEGA'S CAREER STATISTICS AT SOUTHEAST MISSOURI

Year	ERA	W-L	APP	GS	CG	SHO	SV	IP	H	R	ER	BB	SO	2B	3B	HR	AB	B/Avg.	WP	HBP	BK	SFA	SHA
2017	3.82	1-4	23	0	0	0	6	35.1	34	20	15	12	45	5	1	1	153	.262	7	4	0	2	5

VEGA'S CAREER STATISTICS IN OHIO VALLEY CONFERENCE GAMES

Year	ERA	W-L	APP	GS	CG	SHO	SV	IP	H	R	ER	BB	SO	2B	3B	HR	AB	B/Avg.	WP	HBP	BK	SFA	SHA
2017	4.50	0-4	13	0	0	0	3	14.0	17	12	7	11	19	5	0	0	71	.315	6	2	0	2	2

Southeast Missouri State REDHAWKS

RETURNEES

OVC Commissioner's Honor Roll...
Southeast Scholar-Athlete.

2015: Pitched in 19 games and made one start...Finished with a 3-2 record and a team-high four saves... Recorded a 5.27 ERA in 27.1 innings... Fanned 22 hitters and walked 18... Held opposing hitters to a .252 batting average...Made his first career start against Morehead State (5/23) in the championship round of the OVC Tournament...Struck out the side in his first career appearance at Alcorn State (2/19)... Pitched 2.1 innings at Morehead State (3/15) en route to his first career win...OVC Commissioner's Honor Roll selection and Southeast Scholar-Athlete.

2014: Redshirted as a freshman.

Prep: Started four years at First Assembly Christian School...Earned all-district honors three years as well as all-region laurels his junior and senior seasons... Garnered honorable mention all-state honors as a senior...Played middle infield and pitched throughout his prep career...Also played basketball and ran cross country...Is a school record holder in cross country...Was his class's Salutatorian, President and a student ambassador.

Personal: Son of Don and Deb Wade...Born October 8, 1994...
Majoring in General Management.

recorded a .508 on-base percentage in 30 conference games...Had multiple-hits in 22 contests...Hit safely in each of his last 10 games of the season...Had three hits, a home run and four RBIs vs. Saint Louis (4/18)... Went 3-for-5 with a home run, two runs scored and season-high five RBIs at Jacksonville State (5/24).

Prep: Four-year starter and letter-winner at Fort Zumwalt West High School...Earned first-team all-conference honors, was a first-team all-district selection and second-team all-state infielder as a senior... Garnered first-team all-conference and all-district honors as a

sophomore...Was named second-team all-conference as a utility player his freshman year...Helped lead the Jaguars to a conference championship as a senior and a district title as a freshman...Played soccer and basketball...Won the Jaguar Award twice and was a three-time Defensive MVP in soccer...Three-time first-team all-conference soccer player, who also claimed all-region honors.

Personal: Born August 7, 1997...Son of Lonnie and Kathleen Wright... Brothers David and Peter played baseball at Longview Community College...Majoring in Health Management.

CAREER-HIGHS

Innings.....	31	vs. Austin Peay (4/5/15)
Fewest Hits.....	0	19x, last at Missouri (3/28/17)
Most Hits.....	5	vs. Tennessee Tech (5/3/15)
Fewest Runs.....	0	32x, last at Belmont (5/14/17)
Most Runs.....	5	vs. Tennessee Tech (5/3/15)
Fewest Walks.....	0	21x, last vs. Eastern Kentucky (5/20/17)
Strikeouts.....	3	2x, last vs. Austin Peay (4/5/15)

CAREER-HIGHS

At-Bats.....	5	8x, last at Western Michigan (5/7/17)
Runs.....	3	2x, last vs. Austin Peay (4/1/17)
Hits.....	3	8x, last at Jacksonville State (5/24/17)
Doubles.....	2	vs. Eastern Kentucky (5/20/17)
Triples.....	1	3x, last vs. Eastern Kentucky (5/20/17)
Home Runs.....	1	5x, last vs. Tennessee Tech (5/25/17)
RBI.....	5	at Jacksonville State (5/24/17)
Stolen Bases.....	1	9x, last vs. Tennessee Tech (4/29/17)




19

▶ INF/OF ▶ Sophomore
 ▶ 5-11 ▶ 175 ▶ S/R
 ▶ Dardenne Prairie, Mo.
 ▶ Fort Zumwalt West H.S.

DANNY WRIGHT

2017: Landed a spot on the Ohio Valley Conference All-Freshman Team...Second-Team Perfect Game and Rawlings Sporting Goods Freshman All-American... Also earned *Collegiate Baseball Newspaper* and National Collegiate Baseball Writers Association Freshman All-America status...Named to the OVC All-Tournament Team... Southeast's top hitter with a .376 batting average in 51 games and 48

starts...Started the final 44 games of the season at second base... Registered 67 hits, 13 doubles, three triples, five home runs and 36 RBIs... Ranked second on the team with a .472 on-base percentage...Boasted a .567 slugging percentage...Stole nine bases and committed just seven errors...Ranked sixth in the OVC in batting average and fourth in on-base percentage...Hit .408, had a .602 slugging percentage and



Southeast Missouri State

REDHAWKS

NEWCOMERS

WADE'S CAREER STATISTICS AT SOUTHEAST MISSOURI

Year	ERA	W-L	APP	GS	CG	SHO	SV	IP	H	R	ER	BB	SO	2B	3B	HR	AB	B/Avg.	WP	HBP	BK	SFA	SHA
2015	5.27	3-2	19	1	0	0	4	27.1	27	20	16	18	22	2	1	3	135	.252	6	8	0	1	1
2016	4.91	0-1	15	0	0	0	0	14.2	15	8	8	9	8	0	0	2	71	.254	5	2	0	0	1
2017	4.22	2-1	18	0	0	0	3	21.1	21	13	10	17	11	0	0	1	101	.273	5	5	0	0	2
Total	4.83	5-4	52	1	0	0	7	63.1	63	41	34	44	41	2	1	6	307	.259	16	15	0	1	4

WADE'S CAREER STATISTICS AT SOUTHEAST MISSOURI

Year	ERA	W-L	APP	GS	CG	SHO	SV	IP	H	R	ER	BB	SO	2B	3B	HR	AB	B/Avg.	WP	HBP	BK	SFA	SHA
2015	5.06	3-1	10	0	0	0	1	16.0	16	11	9	12	12	1	1	3	83	.258	3	7	0	1	1
2016	12.60	0-1	7	0	0	0	0	5.0	10	7	7	7	1	0	0	1	33	.400	4	0	0	0	1
2017	5.56	1-0	9	0	0	0	0	11.1	13	9	7	10	4	0	0	1	55	.310	5	3	0	0	0
Total	6.40	4-2	26	0	0	0	1	32.1	39	27	23	29	17	1	1	5	171	.302	12	10	0	1	2

WRIGHT'S CAREER STATISTICS AT SOUTHEAST MISSOURI

Year	Avg.	GP-GS	AB	R	H	2B	3B	HR	RBI	TB	SLG%	BB	HBP	SO	GDP	OB%	SF	SH	SB-ATT	PO	A	E	FLD%
2017	.376	51-48	178	43	67	13	3	5	36	101	.567	26	8	36	0	.472	2	4	9-9	113	119	7	.971

WRIGHT'S CAREER STATISTICS IN OHIO VALLEY CONFERENCE GAMES

Year	Avg.	GP-GS	AB	R	H	2B	3B	HR	RBI	TB	SLG%	BB	HBP	SO	GDP	OB%	SF	SH	SB-ATT	PO	A	E	FLD%
2017	.408	29-28	103	24	42	11	3	1	18	62	.602	19	3	22	0	.508	1	3	7-7	62	91	4	.975



► INF ► Junior
► 6-2 ► 210 ► L/R
► Plainfield, Ill.
► Plainfield Central H.S.
► Kaskaskia College

AUSTIN BLAZEVIC

Kaskaskia College: Started all 43 games and hit .311 with 25 runs scored, seven doubles and 34 RBIs... Ranked second on the team with six home runs... Started 21 of 34 games... Hit .235 with 14 runs, eight doubles, a triple, home run and 14 RBIs... Named an All-Star in the Midwest College Summer League after hitting .345 with 12 doubles and 31 RBIs.

Prep: Lettered and started three years at Plainfield Central High School... Played both corner infield positions as well as the outfield... All-area and all-conference selection while hitting .380 in his career with 30 doubles.

Personal: Majoring in Business Administration... Born January 30, 1997... Son of James and Kathy Blazeovic.



1

► C ► Sophomore
► 5-8 ► 185 ► R/R
► Mt. Pleasant, Wis.
► J.I. Case H.S.
► Iowa Lakes CC

ALEX BLINE

Iowa Lakes CC: Hit .265 with 10 runs scored, two doubles, seven RBIs, nine walks and one stolen base in 26 games as a freshman at Iowa Lakes Community College... Had three multi-hit games... Went 2-for-3 with two runs scored and a double against Southwestern Community College (3/16).

Prep: Garnered First-Team All-County accolades as a sophomore and Second-Team All-County honors as a senior at J.I. Case High School... Hit .407 with 11 RBIs and eight doubles... Threw out 15 baserunners.

Personal: Born May 17, 1998... Majoring in Engineering Physics... Son of Dan and Julie Bline.

NEWCOMERS

Southeast Missouri State REDHAWKS



32

► RHP ► Sophomore
► 5-10 ► 180 ► R/R
► O'Fallon, Mo.
► Fort Zumwalt West H.S.
► MCC-Longview

NATHAN BOCK

MCC-Longview: Did not pitch in 2017...Made 13 starts and finished with a 6-3 record as a freshman in 2016...Tossed four complete games and struck out 54 in 66 innings.

Prep: Attended Fort Zumwalt West High School...Finished his prep career with a .438 batting average and a .526 on-base percentage.

Personal: Born September 21, 1996...Majoring in General Studies... Son of Robert and Colleen Bock.



4

► C ► Junior
► 5-9 ► 200 ► R/R
► St. Louis, Mo.
► Lutheran South H.S.
► Jefferson College


COLE BORNHOP

Jefferson College: Hit .331 in 52 games and 48 starts last season... Tallied 38 runs scored, nine doubles, two triples, eight home runs and 36 RBIs...Ranked fourth on the team in home runs...Boasted a .592 slugging percentage and .402 on-base percentage...Helped lead Jefferson College to a 45-14 record...Hit .222 in 32 games and 26 starts as a freshman in 2016...Scored 13 runs, notched five doubles and has 12

RBIs...Jefferson College went 41-18 overall that season...Was teammates with Cody Creed.

Prep: First-Team All-Metro, All-State and All-Conference selection at Lutheran South High School.

Personal: Born June 25, 1996... Majoring in Health Communication... Son of Derek and Stephanie Buck.



6

► INF ► Sophomore
► 5-10 ► 185 ► R/R
► Batavia, N.Y.
► Batavia H.S.
► Monroe College


ALEX CANTY

Monroe College: Shortstop who started 50 games at Monroe Community College as a freshman in 2017...Led the team with seven triples and 54 runs scored...Ranked second in batting average (.357), doubles (14), home runs (8), RBIs (53), stolen bases (11) and walks (18).

Prep: Monroe County Division IV and Section V Class A2 Player of the Year at Batavia High School... Led the Blue Devils to the sectional

final...Hit .507 and boasted a .851 slugging percentage as a senior... Earned First-Team All-Greater Rochester honors...Also an all-conference and all-state pick...Carried a 4.0 GPA.

Personal: Born June 11, 1998... Majoring in Health Management... Son of Tom Canty and Sarah Della Penna.



31

► RHP ► Junior
► 5-10 ► 185 ► R/R
► Holts Summit, Mo.
► Mexico H.S.
► Jefferson College

CODY CREED

Jefferson College: Led Jefferson College with 87 strikeouts in 71.2 innings in 13 appearances and 12 starts last season...Went 7-2 with a 2.76 ERA...Led the team with four complete games and two shutouts... Appeared in 14 games and made two starts as a freshman...Recorded 28 strikeouts in 23.1 innings of work...Picked up one save...Was teammates with Cole Bornhop... Helped lead Jefferson College to a combined 86 wins during the two seasons he was there.


Prep: Garnered North Central Missouri All-Conference and honorable mention all-state accolades at Mexico High School.

Personal: Born August 7, 1996...Majoring in Business Administration... Son of Rusty and Lynnette Creed.

Southeast Missouri State

REDHAWKS

NEWCOMERS



23

► OF ► Junior
► 6-4 ► 215 ► L/R
► O'Fallon, Mo.
► Fort Zumwalt North H.S.
► Jefferson College

JUSTIN DIRDEN


Jefferson College: Hit .323 with 40 runs scored, eight doubles, 10 home runs and 42 RBIs in 44 starts... Ranked second on the team in home runs...Boasted a .615 slugging percentage and a .474 on-base percentage...Had five stolen bases.

East Carolina: Played in three games as a freshman in 2016.

Prep: Four-year starter and letterwinner at Fort Zumwalt North High School...Three-time First-Team All-District selection...Hit .500 and registered a perfect field percentage his senior year...Hit .473 as a junior and .450 as a sophomore... Helped the Panthers to 54 wins over his four-year career...Named Most Valuable Player...Member of Team Missouri at PBR's Midwest Future Game...Finished his prep

career hitting .500 with five home runs and 25 RBIs...Added four triples, scored 19 runs, swiped five bases and drew 10 walks en route to First-Team All-Gateway Athletic Conference honors in the Central Division as a senior...Selected to play in the 2015 East-West Senior All-Star Series in St. Charles, Missouri...Listed as the sixth-best outfield prospect in Missouri by Perfect Game...Named All-Central Regional Honorable Mention by Perfect Game...Rated as the 86th-best prospect in Missouri following his prep career by MaxPreps.com... Honors member.

Personal: Born July 16, 1997... Majoring in Health Sciences...Son of Robert and Lesa Dirden.



17

► OF ► Sophomore
► 6-0 ► 185 ► L/R
► Caruthersville, Mo.
► Caruthersville H.S.
► Jefferson College


PEYTON FAULKNER

Jefferson College: Hit .326 with 53 runs scored, eight doubles, a triple, four home runs and 32 RBIs in 2017...Tied for second on the team in runs and ranked second with 61 hits...Led the team with 31 stolen bases and boasted a .990 fielding percentage...Committed only one error in 57 starts...Had multiple hits in 14 contests.

Prep: Four-year starter at Caruthersville High School...Earned first-team all-conference, all-state and all-district honors in multiple

seasons...Won his Conference Player of the Year award...2016 Male Athlete and Scholar-Athlete of the Year...Also played football, where he was named his team's Most Valuable Player and Offensive Player of the Year...Ranked in the top 10 percent of his class and was a member of National Honor Society.

Personal: Born April 14, 1998... Majoring in Biomedical Sciences... Son of Kevin and Kellye Jo Faulkner.



37

► RHP ► Freshman
► 6-4 ► 165 ► R/R
► Moro, Ill.
► Edwardsville H.S.

ANDREW FRANK

Prep: Pitched in 12 games and made eight starts as a senior at Edwardsville High School...Went 4-0 with a 1.72 ERA and did not give up an extra base hit all season...Struck out 33 in 36.7 innings...Compiled a 4-2 record in 13 games and five

starts as a junior...Ranked second on the team with two saves...Struck out 35 in 33 innings.

Personal: June 29, 1999...Majoring in Agribusiness...Son of Stephen and Julie Frank.



9

► RHP ► Junior
► 6-2 ► 185 ► R/R
► Malvern, Ark.
► Malvern H.S.
► Arkansas Baptist

ASHTON HOLYFIELD

Arkansas Baptist: Went 3-1 with a 2.07 ERA in nine games and seven starts en route to NJCAA Region 2 All-Region honors in 2017...Led the team with 55 strikeouts in 44 innings...Pitched three complete games...Struck out a season-high 13 in a complete game win at Hinds CC (3/13)...Recorded 10 strikeouts in seven innings vs. North Texas CC (2/23)...Struck out six in seven shutout innings vs. Northeastern Oklahoma A&M (4/14)...Registered 58 strikeouts in 67.1 innings and


posted a 3.88 ERA as a freshman... Was named to the 2016 NJCAA Region 2 All-Region and Region 2 All-Tournament teams.

Prep: Graduated from Malvern High School...Three-year starter and four-year letterman...Earned all-state and all-conference honors in three of his prep seasons.

Personal: Born July 15, 1996... Majoring in Business Administration...Son of Bobby and Angela Holyfield.

NEWCOMERS

Southeast Missouri State REDHAWKS



► RHP ► Junior
► 5-11 ► 195 ► R/R
► Edwardsville, Ill.
► Edwardsville H.S.
► Parkland College

DANIEL LLOYD

Parkland College: Compiled a 4-0 record and 3.91 ERA in 12 appearances and five starts...Ranked second on the team with two saves...Struck out 36 in 25.1 innings...Went 6-0 with a 3.27 ERA in 14 games and six starts as a freshman...Recorded 58 strikeouts in 44 innings...Helped lead Parkland to a NJCAA Division II World Series appearance.

Prep: Attended Edwardsville High School...Finished his prep career with a 0.71 ERA and a 17-0 record...Only pitcher in school history to go undefeated as a starting pitcher...Earned first-team all-conference and all-metro honors.

Personal: Born July 12, 1997...Majoring in Health Management...Son of Tim and Jodi Lloyd.



10

► INF ► Junior
► 5-11 ► 195 ► R/R
► Omaha, Neb.
► Omaha Westside H.S.
► Garden City CC


ALEX NIELSEN

Garden City CC: First-Team NJCAA All-Region VI selection...Led Garden City Community College in batting average (.391), hits (84) and doubles (23) in 2017...Ranked second on the team with 59 runs scored, eight home runs and 56 RBIs...Had nine stolen bases...Boasted a .609 slugging percentage and a team-best .484 on-base percentage...Started 57 of 58 games...Ranked seventh in the NJCAA in doubles and 28th in hits...Hit .372 with 62 runs scored, 73 hits, 15 doubles, four triples, eight home runs and 55 RBIs as a

freshman...Started all 62 games...Collected 10 stolen bases...Posted a .612 slugging percentage and .473 on-base percentage.

Prep: Went to Westside High School in Omaha, Nebraska...Hit .437 as a senior...Played baseball, football and lacrosse.

Personal: February 25, 1997...Majoring in Emergency Preparedness...Son of Jeromy and Linda Nielsen.



38

► LHP ► Junior
► 5-8 ► 185 ► L/L
► Jefferson City, Mo.
► Helias Catholic H.S.
► MCC-Longview


AUSTIN SACHSE

MCC-Longview: Led the pitching staff with a 9-3 record and 3.05 ERA in 2017...Ranked first on the team in games started (12), complete games (6), shutouts (3) and strikeouts (72)...Threw a no-hitter and struck out 11 in seven innings during a 7-0 win against Cloud County CC (4/17)...Led the NJCAA in shutouts and ranked fifth in complete games...Had 10 strikeouts in five innings during a 10-0 win over Wentworth Military (5/11)...Made 16 relief appearances as a freshman...

Recorded 34 strikeouts and one save in 26.1 innings...Finished with a 2-1 record and 3.76 ERA...Was teammates with Nathan Bock.

Prep: Attended Helias Catholic High School in Jefferson City, Missouri.

Personal: May 16, 1996...Majoring in Computer Science...Son of Rob and Tammy Sachse.



► LHP/OF ► Freshman
► 5-8 ► 155 ► R/L
► Carterville, Ill.
► Christopher H.S.

GABE SCHIMPF


Prep: Earned first-team all-conference honors at Ziegler Royalton-Christopher High School...First-Team Class 2A All-State performer...Southern Illinois Coaches Association All-South honoree...Recorded the fifth lowest ERA in Illinois High School Association history with a 0.10 mark in 2016...Pitched 68.2 innings that year...Hit 46 career doubles and tied for 20th among the IHSA's all-time leaders...Hit four doubles vs. Blufford (3/18/16), most in a game in IHSA history...Went 6-2

with 110 strikeouts and 17 walks, all while giving up only one earned run his junior year.

Personal: Born October 27, 1998...Majoring in Health Science...Son of Chad Schimpf and Bobbi Jo Armentrout.

Southeast Missouri State REDHAWKS

NEWCOMERS



7

► C ► Junior
► 6-1 ► 200 ► R/R
► Oklahoma City, Okla.
► Westmoore H.S.
► Northeastern Oklahoma

HUNTER SOUTHERLAND

Northeastern Oklahoma: Led Northeastern Oklahoma with 12 home runs, 12 doubles and 45 RBIs, while hitting .317 with 41 runs scored as a sophomore in 2017... Second-Team All-Region selection.

Oklahoma: Hit .195 in 20 games and 12 starts as a freshman in 2016...Had eight hits, six runs scored, a double, home run and five RBIs...Drew four walks and stole a base.

Prep: Four-year letterwinner at Westmoore High School...All-City and All-State Large West selection as a senior...Hit .380 with nine home runs and 38 RBIs as a senior... Helped Westmoore to a regional and district championship, as well as a runner-up finish that year... Played for Midwest Elite for one season.

Personal: Born August 6, 1996... Majoring in Health and Exercise Science...Son of Anthony and Christina Southerland.



15

► RHP/OF ► Sophomore
► 6-1 ► 205 ► R/R
► Cobden, Ill.
► Cobden H.S.
► Parkland College


LOGAN SPALT

Parkland College: Put together a 3-0 record and 0.59 ERA in seven appearances and one start in 2017... Struck out 21 and allowed 10 walks in 15.1 innings...Picked up one save and allowed only one earned run... Helped lead the Cobras to a 52-9-1 record...Struck out three in five scoreless innings to get his first career win vs. Lake Michigan (3/18/17).

Prep: Compiled a 19-5 record and 1.38 ERA in three varsity seasons at

Cobden High School...Went 14-1 with a 0.49 ERA and 112 strikeouts to just 26 walks in 85.1 innings as a junior... Named The Southern's 2015 Baseball Player of the Year...Also hit .456 with two home runs and 42 RBIs, leading the Appleknockers to their first Class 1A state championship.

Personal: Born February 24, 1999... Majoring in Exploratory...Son of Dane and Elaina Spalt.



13

► C ► Freshman
► 6-2 ► 200 ► L/R
► Wildwood, Mo.
► Lafayette H.S.

WADE STAUSS

Prep: Suburban West All-Conference and All-Metro selection at Lafayette High School...Returned from an injury-plagued junior year to hit .508 with seven home runs and 29 RBIs in his final prep season...Boasted a 1.000 slugging percentage that year.

Personal: Born April 4, 1999... Majoring in Business...Son of Dave and Tonia Stauss.



16

► LHP ► Junior
► 5-11 ► 180 ► L/L
► Gilbert, Ariz.
► Williams Field H.S.
► South Mountain CC

AARON STRETCH

South Mountain CC: Made a team-high 22 relief appearances in 2017... Finished with a 3-5 record and 2.48 ERA...Led the team with four saves... Struck out 38 and walked 19 in 36.1 innings...Compiled a 2-1 record in 16 relief games as a freshman...Recorded 30 strikeouts in 27 innings of work.


Prep: Graduated from Williams Field High School...Two-year starter... Posted a career record of 10-7 in 21 appearances and 17 starts...Threw a total of six complete games...

Boasted a 2.10 ERA as a junior and tallied a career-best 59 strikeouts his senior season...Notched a total of 101 strikeouts over his final two prep campaigns.

Personal: Born October 27, 1996... Majoring in Human Environmental Studies...Son of Tim Stretch and Allen and Dawn Cain.

NEWCOMERS

Southeast Missouri State REDHAWKS



8

- OF ► Junior
- 6-0 ► 195 ► L/R
- Cape Girardeau, Mo.
- Notre Dame H.S.
- Mineral Area College

CHASE URHAHN

Mineral Area College: Hit .316 with 37 runs scored, 50 hits, seven doubles, four triples, six home runs and 36 RBIs in 48 starts as a sophomore...Started every game...Owned a .525 slugging percentage and .382 on-base percentage...Stole 18 bases and committed only one error...Split time between center field and left field as a freshman...Hit .354 with a .440 on-base percentage...Scored 49 runs, hit 12 doubles, had six home runs and collected 23 stolen bases en route to all-conference honors.

Prep: Four-year letterwinner and three-year varsity starter at Notre Dame High School...Hit .421 with a

with a school record 39 stolen bases his senior year...Also tied a school record with 42 runs scored... Named the SEMO Ball Player of the Year by the Southeast Missourian while earning all-state, all-district, and all-conference accolades...Was Max-Preps All-American...Helped lead the to a 4A State Championship his senior year...All-state performer as a junior as well as an all-district and all-conference player both his junior and sophomore seasons...Also played basketball.

Personal: Born August 9, 1996... Majoring in Corporate Communication...Son of Kenneth and Kelly Urhahn.



24


- RHP ► Junior
- 6-3 ► 195 ► R/R
- Camden, Tenn.
- Camden Central H.S.
- Jackson State College

CHRISTIAN VICK

Jackson State College: Ranked third on the team with six victories and led the team with 13 starts... Went 6-6 with two complete games and one shutout in 14 appearances... Ranked third on the team with 73 strikeouts in 67 innings...Missed the 2016 season after undergoing Tommy John surgery...Appeared in nine games and made one start for the Generals in 2015...Finished with 15 strikeouts in 16.2 innings.

Prep: Four-year starter and letterman at Camden Central High School...Two-time all-district performer...Earned All-West Tennessee honorable mention accolades as a senior...Was also an all-district honoree in football, where he earned District Offensive Player of the Year laurels.

Personal: Born March 12, 1996... Majoring in Athletic Training...Son of Tim and Donna Vick.



5

- INF ► Junior
- 5-11 ► 180 ► R/R
- Cypress, Texas
- Stratford H.S.
- Mineral Area College


DEVON WILSON

Mineral Area College: Started 55 of 56 games in 2017...Hit .342 and ranked second on the team in runs (47) and third on the team in home runs (5)...Had 29 RBIs and finished second on the team with 19 stolen bases...Was teammates with Chase Urhahn and Logan Winder.

San Jacinto College: Saw limited action playing in 10 games as a freshman.

Prep: Attended Stratford High School in Houston, Texas...Hit .420 with 26 RBIs and 20 stolen bases as a junior.

Personal: Born April 10, 1996... Majoring in Corporate Communication...Son of Bill and Ruth Breuer.



11

- RHP/INF ► Junior
- 5-11 ► 190 ► L/R
- Farmington, Mo.
- Farmington H.S.
- Mineral Area College

LOGAN WINDER

Mineral Area College: Earned all-conference honors...Started 52 games as a sophomore in 2017... Hit .326 with 32 runs scored, four doubles, a home run and 25 RBIs... Collected 17 stolen bases...Led the team with a 8-2 record in 14 appearances and 13 starts on the mound... Struck out a team-high 77 in 68 innings and tossed five complete games...Hit .297 in 30 games and 22 starts as a freshman...Put together a 6-2 record in 14 appearances and 13 starts...Recorded 61 strikeouts in

67.1 innings and threw one complete game and a shutout.

Prep: Second-Team MAAA All-Conference selection at Farmington High School.

Personal: Born May 27, 1997... Majoring in Social Studies...Son of Scott and Pam Winder.



 **YOUR
REDHAWKS**



REDHAWKS

2

**YOUR
REDHAWKS**



**YEAR IN
REVIEW**

Southeast Missouri State REDHAWKS

2017 FINAL STATISTICS

ALL GAMES

Overall: 29-26 **Home:** 18-7 **Away:** 10-16 **Neutral:** 1-3 **OVC:** 16-14

No.	Name	Avg.	GP-GS	AB	R	H	2B	3B	HR	RBI	TB	SLG%	BB	HBP	SO	GDP	OB%	SF	SH	SB-ATT	PO	A	E	FLD%
39	Danny Wright	.376	51-48	178	43	67	13	3	5	36	101	.567	26	8	36	0	.472	2	4	9-9	113	119	7	.971
8	Dan Holst	.375	55-55	208	60	78	13	2	10	55	125	.601	49	9	39	4	.509	1	1	13-16	170	5	2	.989
7	Chris Osborne	.354	55-55	229	61	81	18	4	9	51	134	.585	22	9	43	4	.429	1	2	3-9	97	3	4	.962
17	Brian Lees	.326	53-50	187	38	61	18	3	4	37	97	.519	24	12	28	6	.429	3	2	4-8	298	41	3	.991
10	Chris Caffrey	.312	42-36	138	22	43	14	0	4	28	69	.500	10	4	29	4	.370	2	0	1-1	13	23	5	.878
36	Tristen Gagan	.298	55-54	208	40	62	15	1	13	62	118	.567	29	8	39	7	.394	6	0	4-4	461	29	5	.990
6	Kyle Bottger	.250	52-47	184	28	46	5	1	2	25	59	.321	11	0	42	4	.288	3	7	2-2	48	84	15	.898
4	Clayton Evans	.246	50-40	167	33	41	2	1	4	15	57	.341	19	8	51	4	.351	0	5	5-7	62	3	1	.985
2	Connor Basler	.235	54-53	183	33	43	8	0	0	17	51	.279	24	7	44	3	.343	2	8	10-13	71	162	16	.936

16	Cooper Rentfro	.333	7-0	6	1	2	0	0	0	2	2	.333	1	0	4	0	.429	0	0	0-0	1	1	0	1.000
12	Trevor Ezell	.276	7-7	29	6	8	1	1	1	5	14	.483	3	0	4	0	.333	1	0	3-3	13	20	0	1.000
18	Kylar Robertson	.268	32-24	97	12	26	4	2	2	14	40	.412	10	1	39	1	.339	1	0	3-3	0	0	0	.000
13	Josh Haggerty	.239	25-10	46	5	11	1	1	0	9	14	.304	5	0	11	0	.308	1	1	1-1	17	0	1	.944
1	Garret Reynolds	.222	7-2	9	1	2	0	0	0	1	2	.222	2	0	4	0	.364	0	0	1-1	3	4	2	.778
14	Michael Berra	.167	17-5	24	2	4	1	0	0	1	5	.208	4	1	6	0	.300	1	0	0-1	7	0	1	.875
32	Aiden McMahan	.146	23-9	41	3	6	2	0	0	3	8	.195	4	0	7	1	.222	0	1	0-1	56	10	3	.957
22	Matthew Wade	.000	1-0	0	0	0	0	0	0	0	0	.000	0	0	0	0	.000	0	0	0-0	4	2	0	1.000
Totals		.300	55-55	1934	388	581	115	19	54	361	896	.463	243	67	426	38	.393	24	31	59-79	1453	585	70	.967
Opponents		.294	55-55	1918	338	564	114	5	69	311	895	.467	177	62	351	46	.369	19	42	39-57	1447	577	57	.973

LOB - Team (467), Opp (427). DPs turned - Team (55), Opp (44). CI - Team (0), Opp (3). IBB - Team (3), Danny Wright 2, Chris Osborne 1, Opp (8). Picked off - Kyle Bottger 2, Connor Basler 2, Clayton Evans 1, Tristen Gagan 1, Josh Haggerty 1.

No.	Name	ERA	W-L	APP	GS	CG	SHO/CBO	SV	IP	H	R	ER	BB	SO	2B	3B	HR	AB	B/Avg.	WP	HBP	BK	SFA	SHA
23	Justin Murphy	4.55	7-3	16	15	1	1/0	0	95.0	101	58	48	20	49	20	0	12	377	.268	1	10	0	1	1
25	Clay Chandler	5.31	8-3	16	15	0	0/1	1	84.2	112	51	50	22	64	27	1	13	354	.316	8	4	1	0	3

13	Josh Haggerty	3.00	0-0	4	0	0	0/1	0	3.0	1	1	1	2	3	1	0	0	10	.100	0	0	0	0	0
37	Blaze Hastings	3.38	0-0	10	0	0	0/0	0	10.2	10	4	4	11	8	0	1	3	37	.270	1	2	0	1	0
20	Carlos Vega	3.82	1-4	23	0	0	0/0	6	35.1	34	20	15	12	45	5	1	1	130	.262	7	4	0	2	5
22	Matthew Wade	4.22	2-1	18	0	0	0/0	3	21.1	21	13	10	17	11	0	0	1	77	.273	5	5	0	0	2
31	Jared Waldhoff	5.00	1-2	30	0	0	0/0	0	27.0	25	17	15	13	12	2	0	1	99	.253	0	8	0	4	3
35	Ryan Losman	5.73	1-2	20	3	0	0/0	2	33.0	34	26	21	15	36	7	0	8	128	.266	4	2	0	1	3
27	Nate Green	5.87	3-3	13	11	0	0/0	0	53.2	65	38	35	12	18	11	0	8	212	.307	2	9	0	3	7
21	Joey Burris	5.93	2-1	20	1	0	0/1	2	30.1	27	21	20	13	25	8	1	6	114	.237	0	6	0	2	1
15	Robert Beltran	7.00	2-4	24	8	0	0/0	0	54.0	78	45	42	17	54	19	1	7	227	.344	2	3	1	3	9
19	Chase Hagerty	7.36	0-1	14	2	0	0/0	0	22.0	29	19	18	14	17	4	0	5	85	.341	4	7	0	2	3
44	Daniel Bergtholdt	8.10	2-1	12	0	0	0/0	0	10.0	17	13	9	6	4	5	0	2	45	.378	2	0	0	0	2
33	Adam Pennington	13.50	0-1	2	0	0	0/0	0	0.2	1	2	1	0	0	1	0	0	2	.500	0	0	0	0	3
26	Wesley Pyles	22.09	0-0	5	0	0	0/0	0	3.2	9	10	9	3	5	4	0	2	21	.429	2	2	0	0	0
Totals		5.54	29-26	55	55	1	2/1	14	484.1	564	338	298	177	351	114	5	69	1918	.294	38	62	2	19	42
Opponents		6.34	26-29	55	55	1	1/0	12	482.1	581	388	340	243	426	115	19	54	1934	.300	46	67	3	24	31

PB - Team (8), Brian Lees 7, Aiden McMahan. 1, Opp (15). Pickoffs - Team (6), Brian Lees 2, Robert Beltran 1, Ryan Losman 1, Matthew Wade 1, Nate Green 1, Opp (7). SBA/ATT - Brian Lees (29-42), Aiden McMahan (10-11), Robert Beltran (9-10), Clay Chandler (6-8), Carlos Vega.

Southeast Missouri State REDHAWKS

2017 FINAL STATISTICS

OHIO VALLEY CONFERENCE GAMES

Overall: 16-14 **Home:** 11-4 **Away:** 5-10

No.	Name	Avg.	GP-GS	AB	R	H	2B	3B	HR	RBI	TB	SLG%	BB	HBP	SO	GDP	OB%	SF	SH	SB-ATT	PO	A	E	FLD%
39	Danny Wright	.408	29-28	103	24	42	11	3	1	18	62	.602	19	3	22	0	.508	1	3	7-7	62	91	4	.975
8	Dan Holst	.407	30-30	113	31	46	6	0	7	36	73	.646	26	5	17	2	.531	1	0	7-9	76	3	2	.975
7	Chris Osborne	.383	30-30	128	37	49	10	2	6	30	81	.633	14	3	24	1	.452	1	1	3-5	47	1	4	.923
17	Brian Lees	.360	30-30	114	23	41	12	1	2	20	61	.535	12	3	15	2	.424	3	2	4-6	178	23	2	.990
36	Tristen Gagan	.331	30-30	118	23	39	10	1	8	42	75	.636	15	3	20	5	.404	5	0	3-3	274	11	4	.986
6	Kyle Bottger	.270	28-25	100	14	27	2	0	2	15	35	.350	5	0	22	3	.302	1	6	1-1	30	49	7	.919
2	Connor Basler	.217	30-30	106	22	23	3	0	0	6	26	.245	17	4	26	1	.346	0	2	9-10	49	100	7	.955
4	Clayton Evans	.181	29-25	105	20	19	1	0	3	8	29	.276	14	4	39	2	.301	0	3	4-5	35	1	1	.973

16	Cooper Rentfro	.500	3-0	2	1	1	0	0	0	1	1	.500	0	0	1	0	.500	0	0	0-0	0	0	0	.000
13	Josh Haggerty	.368	12-4	19	3	7	1	0	0	5	8	.421	2	0	4	0	.429	0	1	0-0	7	0	1	.875
10	Chris Caffrey	.295	22-21	78	11	23	6	0	2	15	35	.449	4	0	17	3	.321	2	0	1-1	2	12	2	.875
18	Kylar Robertson	.277	18-10	47	4	13	1	1	2	7	22	.468	6	1	20	1	.370	0	0	1-1	0	0	0	.000
14	Michael Berra	.231	10-3	13	2	3	1	0	0	1	4	.308	3	1	4	0	.389	1	0	0-1	3	0	1	.750
1	Garret Reynolds	.200	4-1	5	1	1	0	0	0	0	1	.200	1	0	2	0	.333	0	0	1-1	2	4	0	1.000
32	Aiden McMahan	.105	12-3	19	2	2	1	0	0	1	3	.158	1	0	2	1	.150	0	0	0-0	17	0	0	1.000
22	Matthew Wade	.000	1-0	0	0	0	0	0	0	0	0	.000	0	0	0	0	.000	0	0	0-0	1	2	0	1.000
Totals		.314	30-30	1070	218	336	65	8	33	205	516	.482	139	27	235	21	.401	15	18	41-50	791	338	37	.968
Opponents		.310	30-30	1060	197	329	66	2	39	178	516	.487	115	34	191	30	.392	11	18	21-31	786	310	28	.975

LOB - Team (267), Opp (250). DPs turned - Team (36), Opp (24). CI - Team (0), Opp (2). IBB - Team (3), Danny Wright 2, Chris Osborne 1, Opp (4). Picked off - Connor Basler 1, Kyle Bottger 1.

No.	Name	ERA	W-L	APP	GS	CG	SHO/CBO	SV	IP	H	R	ER	BB	SO	2B	3B	HR	AB	B/Avg.	WP	HBP	BK	SFA	SHA
23	Justin Murphy	4.41	5-3	10	10	1	1/0	0	65.1	71	38	32	14	32	14	0	4	259	.274	1	7	0	1	1
25	Clay Chandler	4.72	6-2	10	10	0	0/1	0	55.1	72	30	29	16	46	16	1	8	228	.316	5	2	1	0	2

37	Blaze Hastings	1.59	0-0	5	0	0	0/0	0	5.2	5	1	1	7	3	0	0	1	20	.250	0	1	0	0	0
35	Ryan Losman	3.07	0-0	11	1	0	0/0	1	14.2	14	9	5	8	15	1	0	3	56	.250	2	1	0	0	1
20	Carlos Vega	4.50	0-4	13	0	0	0/0	3	14.0	17	12	7	11	19	5	0	0	54	.315	6	2	0	2	2
21	Joey Burris	4.79	1-0	12	0	0	0/1	2	20.2	15	12	11	9	19	3	1	4	75	.200	0	1	0	0	1
22	Matthew Wade	5.56	1-0	9	0	0	0/0	0	11.1	13	9	7	10	4	0	0	1	42	.310	5	3	0	0	0
31	Jared Waldhoff	5.74	0-1	17	0	0	0/0	0	15.2	19	10	10	6	8	2	0	1	60	.317	0	7	0	3	2
15	Robert Beltran	7.45	1-2	13	5	0	0/0	0	29.0	42	26	24	13	25	10	0	3	118	.356	2	1	1	3	6
13	Josh Haggerty	9.00	0-0	2	0	0	0/1	0	1.0	0	1	1	1	2	0	0	0	3	.000	0	0	0	0	0
27	Nate Green	9.53	1-2	6	4	0	0/0	0	17.0	31	18	18	2	7	6	0	7	76	.408	0	3	0	0	2
19	Chase Hagerty	15.12	0-0	7	0	0	0/0	0	8.1	16	14	14	9	8	2	0	4	35	.457	2	4	0	2	1
44	Daniel Bergholdt	16.20	1-0	6	0	0	0/0	0	3.1	8	9	6	6	1	4	0	2	20	.400	0	0	0	0	0
26	Wesley Pyles	27.00	0-0	2	0	0	0/0	0	2.1	6	8	7	3	2	3	0	1	14	.429	1	2	0	0	0
Totals		5.87	16-14	30	30	1	2/1	6	263.2	329	197	172	115	191	66	2	39	1060	.310	24	34	2	11	18
Opponents		6.66	14-16	30	30	0	0/0	6	262.0	336	218	194	139	235	65	8	33	1070	.314	25	27	2	15	18

PB - Team (1), Brian Lees 1, Opp (5). Pickoffs - Team (4), Brian Lees 2, Matthew Wade 1, Robert Beltran 1, Opp (2). SBA/ATT - Brian Lees (20-29), Clay Chandler (4-6), Justin Murphy (2-5), Robert Beltran (4-5), Matthew Wade (4-4), Jared Waldhoff (2-3), Ryan Losman (0-2), Carlos Vega (1-2), Blaze Hastings (1-1), Chase Hagerty (1-1), Nate Green (1-1), Joey Burris (1-1), Aiden McMahan (1-1).

Southeast Missouri State REDHAWKS

2017 FINAL STATISTICS

GAME-BY-GAME RESULTS

Date	Opponent	W/L	Score	R	H	E	R	H	E	Innings	Overall	Conference	Pitcher of Record	Attendance	Time
02-17-17	vs. UT Arlington	W	4-3	4	10	2	3	11	1	9	1-0	0-0	Chandler (W, 1-0)	150	2:57
02-17-17	at Stephen F. Austin	L	2-3	2	3	2	3	6	2	9	1-1	0-0	Beltran (L, 0-1)	217	2:38
02-18-17	vs. UT Arlington	L	3-5	3	8	0	5	9	2	9	1-2	0-0	Pennington (L, 0-1)	85	3:10
02-19-17	at Stephen F. Austin	W	3-1	3	9	1	1	6	0	9	2-2	0-0	Green (W, 1-0)	126	2:00
02-24-17	WESTERN ILLINOIS	W	22-2	22	21	0	2	9	2	9	3-2	0-0	Chandler (W, 2-0)	844	3:14
02-25-17	WESTERN ILLINOIS	W	5-4	5	7	3	4	8	4	9	4-2	0-0	Vega (W, 1-0)	617	2:32
02-26-17	WESTERN ILLINOIS	W	5-1	5	8	1	1	3	1	9	5-2	0-0	Murphy (W, 1-0)	702	2:14
03-03-17	PURDUE	L	0-4	0	4	0	4	10	0	9	5-3	0-0	Chandler (L, 2-1)	568	2:06
03-04-17	PURDUE	L	5-13	5	8	2	13	16	1	9	5-4	0-0	Losman (L, 0-1)	2216	2:45
03-05-17	PURDUE	W	17-7	17	17	1	7	6	2	9	6-4	0-0	Murphy (W, 2-0)	314	2:58
03-09-17	at Morehead State*	L	9-12	9	16	2	12	18	1	9	6-5	0-1	Beltran (L, 0-2)	330	3:30
03-10-17	at Morehead State*	L	5-17	5	13	6	17	16	2	9	6-6	0-2	Murphy (L, 2-1)	-	3:42
03-10-17	at Morehead State*	L	2-3	2	9	1	3	7	1	9	6-7	0-3	Chandler (L, 2-2)	250	2:36
03-15-17	MISSOURI STATE	W	5-4	5	8	0	4	9	1	9	7-7	0-3	Wade (W, 1-0)	315	2:50
03-17-17	UT MARTIN*	W	14-1	14	10	0	1	7	1	9	8-7	1-3	Chandler (W, 3-2)	478	3:10
03-18-17	UT MARTIN*	W	5-4	5	7	1	4	10	0	9	9-7	2-3	Wade (W, 2-0)	1228	2:46
03-19-17	UT MARTIN*	W	13-4	13	15	1	4	9	1	9	10-7	3-3	Beltran (W, 1-2)	537	3:00
03-21-17	at Central Arkansas	L	4-5	4	11	2	5	5	0	(12)	10-8	3-3	Wade (L, 2-1)	315	3:25
03-24-17	at SIU Edwardsville*	W	8-3	8	12	0	3	11	1	9	11-8	4-3	Chandler (W, 4-2)	231	2:55
03-25-17	at SIU Edwardsville*	L	10-15	10	10	3	15	18	1	9	11-9	4-4	Murphy (L, 2-2)	205	3:06
03-26-17	at SIU Edwardsville*	L	5-7	5	11	1	7	9	0	9	11-10	4-5	Vega (L, 1-1)	261	3:10
03-28-17	at #23 Missouri	W	6-5	6	9	2	5	9	0	9	12-10	4-5	Green (W, 2-0)	479	3:13
03-31-17	AUSTIN PEAY*	W	5-3	5	9	1	3	6	0	9	13-10	5-5	Murphy (W, 3-2)	1152	2:30
04-01-17	AUSTIN PEAY*	W	10-0	10	15	1	0	2	1	9	14-10	6-5	Chandler (W, 5-2)	985	2:40
04-02-17	AUSTIN PEAY*	L	7-11	7	12	2	11	12	2	9	14-11	6-6	Beltran (L, 1-3)	6912	3:40
04-04-17	at Arkansas State	L	1-10	1	7	2	10	11	1	9	14-12	6-6	Burris (L, 0-1)	236	2:32
04-05-17	ARKANSAS STATE	W	10-4	10	8	2	4	8	1	9	15-12	6-6	Waldhoff (W, 1-0)	394	3:13
04-07-17	at Eastern Illinois*	W	7-3	7	11	1	3	9	0	9	16-12	7-6	Chandler (W, 6-2)	171	3:15
04-08-17	at Eastern Illinois*	L	4-5	4	10	3	5	6	3	9	16-13	7-7	Murphy (L, 3-3)	220	2:40
04-09-17	at Eastern Illinois*	W	7-6	7	13	2	6	9	3	9	17-13	8-7	Burris (W, 1-1)	213	3:10
04-11-17	at Southern Illinois	L	2-4	2	6	2	4	8	1	9	17-14	8-7	Green (L, 2-1)	349	2:33
04-13-17	JACKSONVILLE STATE*	W	7-6	7	9	1	6	10	0	9	18-14	9-7	Chandler (W, 7-2)	750	3:00
04-14-17	JACKSONVILLE STATE*	W	1-0	1	3	0	0	8	0	9	19-14	10-7	Murphy (W, 4-3)	1472	2:17
04-15-17	JACKSONVILLE STATE*	L	7-17	7	13	0	17	19	1	9	19-15	10-8	Green (L, 2-2)	721	3:00
04-18-17	SAINT LOUIS	W	13-2	13	15	0	2	5	1	9	20-15	10-8	Losman (W, 1-1)	632	2:50
04-21-17	at Murray State*	L	7-9	7	9	2	9	12	0	(10)	20-16	10-9	Waldhoff (L, 1-1)	87	5:19
04-23-17	at Murray State*	W	4-3	4	13	1	3	5	2	9	21-16	11-9	Murphy (W, 5-3)	-	3:18
04-23-17	at Murray State*	L	1-11	1	4	0	11	11	0	7	21-17	11-10	Green (L, 2-3)	117	3:30
04-25-17	SOUTHERN ILLINOIS	L	5-7	5	7	0	7	13	0	9	21-18	11-10	Waldhoff (L, 1-2)	1312	3:00
04-28-17	TENNESSEE TECH*	L	4-8	4	9	0	8	17	1	9	21-19	11-11	Chandler (L, 7-3)	294	3:05
04-28-17	TENNESSEE TECH*	L	8-9	8	14	0	9	13	2	(10)	21-20	11-12	Vega (L, 1-2)	-	3:40
04-29-17	TENNESSEE TECH*	W	11-9	11	17	1	9	14	0	9	22-20	12-12	Bergtholdt (W, 1-0)	878	3:13
05-02-17	at Saint Louis	L	5-6	5	8	1	6	13	0	9	22-21	12-12	Beltran (L, 1-4)	183	3:03
05-06-17	at Western Michigan	W	12-6	12	14	0	6	15	2	9	23-21	12-12	Bergtholdt (W, 2-0)	175	3:35
05-06-17	at Western Michigan	W	8-5	8	13	3	5	11	1	9	24-21	12-12	Burris (W, 2-1)	175	3:02
05-07-17	at Western Michigan	L	6-8	6	8	3	8	8	1	9	24-22	12-12	Hagerty, C. (L, 0-1)	250	3:09
05-12-17	at Belmont*	W	4-1	4	8	1	1	6	1	9	25-22	13-12	Murphy (W, 6-3)	95	2:20
05-13-17	at Belmont*	L	5-6	5	10	2	6	13	1	(12)	25-23	13-13	Vega (L, 1-3)	125	4:36
05-14-17	at Belmont*	L	10-11	10	10	0	11	16	2	9	25-24	13-14	Vega (L, 1-4)	208	3:30
05-18-17	EASTERN KENTUCKY*	W	14-6	14	15	3	6	13	0	9	26-24	14-14	Murphy (W, 7-3)	1136	3:20
05-19-17	EASTERN KENTUCKY*	W	8-4	8	12	0	4	12	0	9	27-24	15-14	Chandler (W, 8-3)	1345	2:45
05-20-17	EASTERN KENTUCKY*	W	16-3	16	17	1	3	11	1	9	28-24	16-14	Green (W, 3-3)	874	2:39
05-24-17	vs. Jacksonville State	W	13-10	13	13	1	10	13	2	9	29-24	16-14	Beltran (W, 2-4)	786	3:14
05-25-17	vs. Tennessee Tech	L	9-14	9	17	1	14	13	0	9	29-25	16-14	Bergtholdt (L, 2-1)	-	3:35
05-26-17	vs. Murray State	L	5-8	5	6	2	8	10	3	9	29-26	16-14	Losman (L, 1-2)	-	3:03

Home Games in **BOLD CAPS**; * - Denotes Ohio Valley Conference Game; ! - Ohio Valley Conference Tournament (Oxford, Ala.)

Southeast Missouri State REDHAWKS

2017 FINAL STATISTICS

HITTING STATISTICS (HOME GAMES)

Home: 18-7 OVC: 11-4

No.	Name	Avg.	GP-GS	AB	R	H	2B	3B	HR	RBI	TB	SLG%	BB	HBP	SO	GDP	OB%	SF	SH	SB-ATT	PO	A	E	FLD%
8	Dan Holst	.420	25-25	88	31	37	6	0	5	35	58	.659	23	6	16	1	.559	1	0	7-10	78	2	1	.988
39	Danny Wright	.410	24-22	78	24	32	9	1	3	18	52	.667	16	1	20	0	.510	1	0	5-5	42	64	1	.991
7	Chris Osborne	.398	25-25	103	29	41	8	2	3	27	62	.602	8	5	19	1	.466	0	2	2-5	53	2	2	.965
17	Brian Lees	.395	24-23	86	20	34	8	2	3	21	55	.640	10	5	12	0	.476	2	0	2-3	139	21	1	.994
10	Chris Caffrey	.319	21-18	69	13	22	9	0	4	18	43	.623	6	0	12	2	.368	1	0	0-0	10	13	1	.958
36	Tristen Gagan	.302	25-24	96	21	29	7	1	10	38	68	.708	13	1	17	6	.384	2	0	2-2	230	11	2	.992
4	Clayton Evans	.278	25-21	79	22	22	2	1	3	8	35	.443	11	5	24	2	.400	0	3	5-7	27	0	0	1.000
6	Kyle Bottger	.253	23-21	79	16	20	2	0	1	13	25	.316	6	0	23	1	.306	0	5	1-1	15	34	6	.891
2	Connor Basler	.247	25-25	81	23	20	3	0	0	9	23	.284	14	3	28	0	.374	1	3	5-6	37	89	4	.969

16	Cooper Rentfro	.400	6-0	5	1	2	0	0	0	2	2	.400	1	0	3	0	.500	0	0	0-0	1	1	0	1.000
12	Trevor Ezell	.385	3-3	13	5	5	1	1	1	5	11	.846	1	0	0	0	.400	1	0	1-1	3	7	0	1.000
1	Garret Reynolds	.333	3-0	3	0	1	0	0	0	1	1	.333	1	0	1	0	.500	0	0	0-0	1	2	0	1.000
18	Kylar Robertson	.229	17-12	48	8	11	3	2	1	8	21	.438	6	1	22	1	.327	0	0	2-2	0	0	0	.000
13	Josh Haggerty	.182	10-2	11	2	2	1	0	0	1	3	.273	2	0	5	0	.308	0	1	1-1	2	0	0	1.000
14	Michael Berra	.111	9-1	9	2	1	1	0	0	1	2	.222	2	1	2	0	.308	1	0	0-0	2	0	0	1.000
32	Aiden McMahan	.067	10-3	15	0	1	0	0	0	0	1	.067	2	0	2	0	.176	0	0	0-0	28	5	1	.971
22	Matthew Wade	.000	1-0	0	0	0	0	0	0	0	0	.000	0	0	0	0	.000	0	0	0-0	3	1	0	1.000
Totals		.324	25-25	863	217	280	60	10	34	205	462	.535	122	28	206	14	.420	10	14	33-43	678	282	21	.979
Opponents		.281	25-25	889	133	250	52	5	34	128	414	.466	61	22	170	23	.341	5	8	19-26	625	234	23	.974

LOB - Team (196), Opp (174). DPs turned - Team (27), Opp (14). CI - Team (0), Opp (1). IBB - Team (0), Opp (2). Picked off - Clayton Evans 1, Connor Basler 1.

HITTING STATISTICS (AWAY GAMES)

Away: 10-16 OVC: 5-10

No.	Name	Avg.	GP-GS	AB	R	H	2B	3B	HR	RBI	TB	SLG%	BB	HBP	SO	GDP	OB%	SF	SH	SB-ATT	PO	A	E	FLD%
8	Dan Holst	.365	26-26	104	26	38	6	2	5	18	63	.606	24	1	20	2	.488	0	1	5-5	77	2	1	.988
39	Danny Wright	.344	24-23	90	17	31	4	2	1	16	42	.467	9	5	16	0	.429	1	4	4-4	63	51	6	.950
36	Tristen Gagan	.316	26-26	98	17	31	8	0	3	23	48	.490	12	7	19	1	.417	3	0	2-2	201	14	3	.986
7	Chris Osborne	.306	26-26	108	26	33	7	1	5	20	57	.528	14	3	21	1	.397	1	0	1-4	38	1	2	.951
17	Brian Lees	.244	25-23	86	16	21	9	0	1	13	33	.384	13	4	14	5	.365	1	2	2-4	142	17	2	.988
6	Kyle Bottger	.228	25-22	92	11	21	2	1	1	10	28	.304	2	0	18	3	.242	1	2	1-1	29	44	8	.901
2	Connor Basler	.215	26-25	93	8	20	4	0	0	7	24	.258	8	3	13	2	.298	0	5	5-7	29	62	9	.910
4	Clayton Evans	.205	24-18	83	11	17	0	0	1	7	20	.241	8	3	26	2	.298	0	2	0-0	32	2	1	.971

18	Kylar Robertson	.333	13-10	42	4	14	1	0	1	5	18	.429	3	0	15	0	.378	0	0	1-1	0	0	0	.000
10	Chris Caffrey	.298	18-15	57	7	17	4	0	0	6	21	.368	4	2	13	2	.359	1	0	1-1	2	10	3	.800
13	Josh Haggerty	.296	13-6	27	3	8	0	1	0	8	10	.370	2	0	5	0	.333	1	0	0-0	12	0	1	.923
14	Michael Berra	.200	8-4	15	0	3	0	0	0	0	3	.200	2	0	4	0	.294	0	0	0-1	5	0	1	.833
32	Aiden McMahan	.192	13-6	26	3	5	2	0	0	3	7	.269	2	0	5	1	.250	0	1	0-1	28	5	2	.943
1	Garret Reynolds	.167	4-2	6	1	1	0	0	0	0	1	.167	1	0	3	0	.286	0	0	1-1	2	2	2	.667
12	Trevor Ezell	.000	2-2	8	0	0	0	0	0	0	0	.000	1	0	2	0	.111	0	0	1-1	4	6	0	1.000
16	Cooper Rentfro	.000	1-0	1	0	0	0	0	0	0	0	.000	0	0	1	0	.000	0	0	0-0	0	0	0	.000
Totals		.278	26-26	936	150	260	47	7	18	136	375	.401	105	28	195	19	.365	9	17	24-33	673	260	44	.955
Opponents		.303	26-26	893	175	271	58	0	26	154	407	.456	99	36	162	16	.390	13	32	19-29	717	305	28	.973

LOB - Team (230), Opp (225). DPs turned - Team (21), Opp (24). CI - Team (0), Opp (2). IBB - Team (3), Danny Wright 2, Chris Osborne 1, Opp (5). Picked off - Connor Basler 1, Tristen Gagan 1, Kyle Bottger 1.

Southeast Missouri State REDHAWKS

2017 FINAL STATISTICS

HITTING STATISTICS (NEUTRAL GAMES)

Neutral: 1-3

No.	Name	Avg.	GP-GS	AB	R	H	2B	3B	HR	RBI	TB	SLG%	BB	HBP	SO	GDP	OB%	SF	SH	SB-ATT	PO	A	E	FLD%
17	Brian Lees	.400	4-4	15	2	6	1	1	0	3	9	.600	1	3	2	1	.526	0	0	0-1	17	3	0	1.000
39	Danny Wright	.400	3-3	10	2	4	0	0	1	2	7	.700	1	2	0	0	.538	0	0	0-0	8	4	0	1.000
7	Chris Osborne	.389	4-4	18	6	7	3	1	1	4	15	.833	0	1	3	2	.421	0	0	0-0	6	0	0	1.000
6	Kyle Bottger	.385	4-4	13	1	5	1	0	0	2	6	.462	3	0	1	0	.444	2	0	0-0	4	6	1	.909
10	Chris Caffrey	.333	3-3	12	2	4	1	0	0	4	5	.417	0	2	4	0	.429	0	0	0-0	1	0	1	.500
8	Dan Holst	.188	4-4	16	3	3	1	0	0	2	4	.250	2	2	3	1	.350	0	0	1-1	15	1	0	1.000
36	Tristen Gagan	.143	4-4	14	2	2	0	0	0	1	2	.143	4	0	3	0	.316	1	0	0-0	30	4	0	1.000

4	Clayton Evans	.400	1-1	5	0	2	0	0	0	0	2	.400	0	0	1	0	.400	0	0	0-0	3	1	0	1.000
12	Trevor Ezell	.375	2-2	8	1	3	0	0	0	0	3	.375	1	0	2	0	.444	0	0	1-1	6	7	0	1.000
2	Connor Basler	.333	3-3	9	2	3	1	0	0	1	4	.444	2	1	3	1	.462	1	0	0-0	5	11	3	.842
18	Kylar Robertson	.143	2-2	7	0	1	0	0	0	1	1	.143	1	0	2	0	.222	1	0	0-0	0	0	0	.000
13	Josh Haggerty	.125	2-2	8	0	1	0	0	0	0	1	.125	1	0	1	0	.222	0	0	0-0	3	0	0	1.000
Totals		.304	4-4	135	21	41	8	2	2	20	59	.437	16	11	25	5	.407	5	0	2-3	102	43	5	.967
Opponents		.316	4-4	136	30	43	4	0	9	29	74	.544	17	4	19	7	.405	1	2	1-2	105	38	6	.960

LOB - Team (41), Opp (28). DPs turned - Team (7), Opp (6). IBB - Team (0), Opp (1). Picked off - Kyle Bottger 1, Josh Haggerty 1.

HITTING STATISTICS (NON-CONFERENCE GAMES)

Overall: 13-12 Home: 7-3 Away: 5-6 Neutral: 1-3

No.	Name	Avg.	GP-GS	AB	R	H	2B	3B	HR	RBI	TB	SLG%	BB	HBP	SO	GDP	OB%	SF	SH	SB-ATT	PO	A	E	FLD%
8	Dan Holst	.337	25-25	95	29	32	7	2	3	19	52	.547	23	4	22	2	.484	0	1	6-7	94	2	0	1.000
39	Danny Wright	.333	22-20	75	19	25	2	0	4	18	39	.520	7	5	14	0	.420	1	1	2-2	51	28	3	.963
7	Chris Osborne	.317	25-25	101	24	32	8	2	3	21	53	.525	8	6	19	3	.400	0	1	0-4	50	2	0	1.000
17	Brian Lees	.274	23-20	73	15	20	6	2	2	17	36	.493	12	9	13	4	.436	0	0	0-2	120	18	1	.993
2	Connor Basler	.260	24-23	77	11	20	5	0	0	11	25	.325	7	3	18	2	.337	2	6	1-3	22	62	9	.903
36	Tristen Gagan	.256	25-24	90	17	23	5	0	5	20	43	.478	14	5	19	2	.382	1	0	1-1	187	18	1	.995
6	Kyle Bottger	.226	24-22	84	14	19	3	1	0	10	24	.286	6	0	20	1	.272	2	1	1-1	18	35	8	.869

4	Clayton Evans	.355	21-15	62	13	22	1	1	1	7	28	.452	5	4	12	2	.437	0	2	1-2	27	2	0	1.000
10	Chris Caffrey	.333	20-15	60	11	20	8	0	2	13	34	.567	6	4	12	1	.429	0	0	0-0	11	11	3	.880
12	Trevor Ezell	.276	7-7	29	6	8	1	1	1	5	14	.483	3	0	4	0	.333	1	0	3-3	13	20	0	1.000
18	Kylar Robertson	.260	14-14	50	8	13	3	1	0	7	18	.360	4	0	19	0	.309	1	0	2-2	0	0	0	.000
16	Cooper Rentfro	.250	4-0	4	0	1	0	0	0	1	1	.250	1	0	3	0	.400	0	0	0-0	1	1	0	1.000
1	Garret Reynolds	.250	3-1	4	0	1	0	0	0	1	1	.250	1	0	2	0	.400	0	0	0-0	1	0	2	.333
32	Aiden McMahan	.182	11-6	22	1	4	1	0	0	2	5	.227	3	0	5	0	.280	0	1	0-1	39	10	3	.942
13	Josh Haggerty	.148	13-6	27	2	4	0	1	0	4	6	.222	3	0	7	0	.226	1	0	1-1	10	0	0	1.000
14	Michael Berra	.091	7-2	11	0	1	0	0	0	0	1	.091	1	0	2	0	.167	0	0	0-0	4	0	0	1.000
Totals		.284	25-25	864	170	245	50	11	21	156	380	.440	104	40	191	17	.382	9	13	18-29	662	247	33	.965
Opponents		.274	25-25	858	141	235	48	3	30	133	379	.442	62	28	160	16	.340	8	24	18-26	661	267	29	.970

LOB - Team (200), Opp (177). DPs turned - Team (19), Opp (20). CI - Team (0), Opp (1). IBB - Team (0), Opp (4). Picked off - Clayton Evans 1, Josh Haggerty 1, Connor Basler 1, Tristen Gagan 1, Kyle Bottger 1.

2017 FINAL STATISTICS

Southeast Missouri State REDHAWKS

PITCHING STATISTICS (HOME GAMES)

Home: 18-7 OVC: 11-4

No.	Name	ERA	W-L	APP	GS	CG	SHO/CBO	SV	IP	H	R	ER	BB	SO	2B	3B	HR	AB	B/Avg.	WP	HBP	BK	SFA	SHA
23	Justin Murphy	4.25	5-0	7	7	1	1/0	0	48.2	48	26	23	5	22	10	0	7	190	.253	0	2	0	0	0
25	Clay Chandler	4.68	5-2	7	7	0	0/1	0	42.1	54	22	22	8	30	16	1	5	175	.309	1	1	0	0	1
15	Robert Beltran	4.71	1-1	11	4	0	0/0	0	28.2	32	15	15	8	29	8	1	4	111	.288	1	3	1	2	1

19	Chase Hagerty	4.15	0-0	5	1	0	0/0	0	8.2	9	4	4	7	3	1	0	1	33	.273	0	3	0	0	0
27	Nate Green	4.18	1-1	6	4	0	0/0	0	23.2	29	11	11	5	8	5	0	2	91	.319	1	4	0	1	2
20	Carlos Vega	4.50	1-1	10	0	0	0/0	3	18.0	17	9	9	5	27	3	1	1	67	.254	2	2	0	0	3
37	Blaze Hastings	4.50	0-0	5	0	0	0/0	0	6.0	4	3	3	5	4	0	1	2	20	.200	0	1	0	0	0
35	Ryan Losman	4.97	1-1	8	2	0	0/0	0	12.2	14	7	7	1	16	2	0	5	52	.269	1	0	0	0	0
22	Matthew Wade	6.30	2-0	8	0	0	0/0	1	10.0	12	10	7	7	6	0	0	0	40	.300	2	2	0	0	1
44	Daniel Bergholdt	6.75	1-0	4	0	0	0/0	0	2.2	4	2	2	0	3	1	0	1	13	.308	0	0	0	0	0
31	Jared Waldhoff	7.45	1-1	12	0	0	0/0	0	9.2	10	9	8	7	5	1	0	1	36	.278	0	3	0	2	0
21	Joey Burris	7.82	0-0	9	0	0	0/1	2	12.2	15	12	11	2	12	5	1	4	52	.288	0	1	0	0	0
13	Josh Haggerty	9.00	0-0	2	0	0	0/1	0	1.0	0	1	1	1	2	0	0	0	3	.000	0	0	0	0	0
26	Wesley Pyles	13.50	0-0	2	0	0	0/0	0	1.1	2	2	2	0	3	0	0	1	6	.333	0	0	0	0	0
Totals		4.98	18-7	25	25	1	2/1	6	226.0	250	133	125	61	170	52	5	34	889	.281	8	22	1	5	8
Opponents		8.29	7-18	25	25	1	1/0	4	208.1	280	217	192	122	206	60	10	34	863	.324	23	28	2	10	14

PB - Team (1), Brian Lees 1, Opp (6). Pickoffs - Team (3), Brian Lees 2, Nate Green 1, Opp (2). SBA/ATT - Brian Lees (13-18), Aiden McMahan (6-7), Robert Beltran (6-6), Justin Murphy (2-5), Carlos Vega (3-4), Clay Chandler (3-4), Matthew Wade (3-3), Jared Waldhoff (1-2), Nate Green (0-1), Blaze Hastings (1-1).

PITCHING STATISTICS (AWAY GAMES)

Away: 10-16 OVC: 5-10

No.	Name	ERA	W-L	APP	GS	CG	SHO/CBO	SV	IP	H	R	ER	BB	SO	2B	3B	HR	AB	B/Avg.	WP	HBP	BK	SFA	SHA
23	Justin Murphy	4.99	2-3	7	7	0	0/0	0	39.2	46	27	22	12	22	10	0	4	162	.284	1	6	0	1	1
25	Clay Chandler	5.06	2-1	7	6	0	0/0	1	32.0	43	19	18	10	30	9	0	4	133	.323	7	2	1	0	2
27	Nate Green	7.20	2-2	7	7	0	0/0	0	30.0	36	27	24	7	10	6	0	6	121	.298	1	5	0	2	5

13	Josh Haggerty	0.00	0-0	1	0	0	0/0	0	2.0	1	0	0	0	1	1	0	0	7	.143	0	0	0	0	0
33	Adam Pennington	0.00	0-0	1	0	0	0/0	0	0.1	0	1	0	0	0	0	0	0	1	.000	0	0	0	0	2
22	Matthew Wade	2.08	0-1	8	0	0	0/0	1	8.2	5	2	2	8	3	0	0	1	27	.185	3	3	0	0	1
37	Blaze Hastings	2.45	0-0	4	0	0	0/0	0	3.2	6	1	1	4	3	0	0	1	15	.400	1	1	0	1	0
20	Carlos Vega	2.65	0-3	12	0	0	0/0	3	17.0	14	10	5	6	17	2	0	0	59	.237	5	2	0	2	2
31	Jared Waldhoff	2.87	0-1	14	0	0	0/0	0	15.2	15	5	5	4	7	1	0	0	57	.263	0	5	0	2	3
21	Joey Burris	4.96	2-1	10	1	0	0/0	0	16.1	12	9	9	11	13	3	0	2	59	.203	0	5	0	1	1
35	Ryan Losman	5.17	0-0	10	0	0	0/0	2	15.2	15	13	9	12	15	5	0	0	59	.254	3	1	0	1	2
15	Robert Beltran	9.12	1-3	11	4	0	0/0	0	24.2	42	28	25	9	25	11	0	2	110	.382	1	0	0	1	8
19	Chase Hagerty	9.45	0-1	9	1	0	0/0	0	13.1	20	15	14	7	14	3	0	4	52	.385	4	4	0	2	3
44	Daniel Bergholdt	21.00	1-0	5	0	0	0/0	0	3.0	9	10	7	6	0	3	0	1	16	.563	1	0	0	0	2
26	Wesley Pyles	27.00	0-0	3	0	0	0/0	0	2.1	7	8	7	3	2	4	0	1	15	.467	2	2	0	0	0
Totals		5.94	10-16	26	26	0	0/0	7	224.1	271	175	148	99	162	58	0	26	893	.303	29	36	1	13	32
Opponents		4.90	16-10	26	26	0	0/0	6	239.0	260	150	130	105	195	47	7	18	936	.278	20	28	1	9	17

PB - Team (6), Brian Lees 5, Aiden McMahan 1, Opp (8). Pickoffs - Team (2), Matthew Wade 1, Robert Beltran 1, Opp (3). SBA/ATT - Brian Lees (15-23), Joey Burris (4-4), Aiden McMahan (4-4), Clay Chandler (3-4), Robert Beltran (3-4), Nate Green (3-4), Chase Hagerty (1-3).

Southeast Missouri State REDHAWKS

2017 FINAL STATISTICS

PITCHING STATISTICS (NEUTRAL GAMES)

Neutral: 1-3

No.	Name	ERA	W-L	APP	GS	CG	SHO/CBO	SV	IP	H	R	ER	BB	SO	2B	3B	HR	AB	B/Avg.	WP	HBP	BK	SFA	SHA
44	Daniel Bergholdt	0.00	0-1	3	0	0	0/0	0	4.1	4	1	0	0	1	1	0	0	16	.250	1	0	0	0	0
23	Justin Murphy	4.05	0-0	2	1	0	0/0	0	6.2	7	5	3	3	5	0	0	1	25	.280	0	2	0	0	0
25	Clay Chandler	8.71	1-0	2	2	0	0/0	0	10.1	15	10	10	4	4	2	0	4	46	.326	0	1	0	0	0
35	Ryan Losman	9.64	0-1	2	1	0	0/0	0	4.2	5	6	5	2	5	0	0	3	17	.294	0	1	0	0	1

21	Joey Burris	0.00	0-0	1	0	0	0/0	0	1.1	0	0	0	0	0	0	0	0	3	.000	0	0	0	1	0
37	Blaze Hastings	0.00	0-0	1	0	0	0/0	0	1.0	0	0	0	2	1	0	0	0	2	.000	0	0	0	0	0
13	Josh Haggerty	0.00	0-0	1	0	0	0/0	0	0.0	0	0	0	1	0	0	0	0	0	.000	0	0	0	0	0
22	Matthew Wade	3.38	0-0	2	0	0	0/0	1	2.2	4	1	1	2	2	0	0	0	10	.400	0	0	0	0	0
31	Jared Waldhoff	10.80	0-0	4	0	0	0/0	0	1.2	0	3	2	2	0	0	0	0	6	.000	0	0	0	0	0
15	Robert Beltran	27.00	0-0	2	0	0	0/0	0	0.2	4	2	2	0	0	0	0	1	6	.667	0	0	0	0	0
33	Adam Pennington	27.00	0-1	1	0	0	0/0	0	0.1	1	1	1	0	0	1	0	0	1	1.000	0	0	0	0	1
20	Carlos Vega	27.00	0-0	1	0	0	0/0	0	0.1	3	1	1	1	1	0	0	0	4	.750	0	0	0	0	0
Totals		6.62	1-3	4	4	0	0/0	1	34.0	43	30	25	17	19	4	0	9	136	.316	1	4	0	1	2
Opponents		4.63	3-1	4	4	0	0/0	2	35.0	41	21	18	16	25	8	2	2	135	.304	3	11	0	5	0

PB - Team (1), Brian Lees 1, Opp (1). Pickoffs - Team (1), Ryan Losman 1, Opp (2). SBA/ATT - Ryan Losman (1-2), Brian Lees (1-1).

PITCHING STATISTICS (NON-CONFERENCE GAMES)

Overall: 13-12 Home: 7-3 Away: 5-6 Neutral: 1-3

No.	Name	ERA	W-L	APP	GS	CG	SHO/CBO	SV	IP	H	R	ER	BB	SO	2B	3B	HR	AB	B/Avg.	WP	HBP	BK	SFA	SHA
27	Nate Green	4.17	2-1	7	7	0	0/0	0	36.2	34	20	17	10	11	5	0	1	136	.250	2	6	0	3	5
23	Justin Murphy	4.85	2-0	6	5	0	0/0	0	29.2	30	20	16	6	17	6	0	8	118	.254	0	3	0	0	0
25	Clay Chandler	6.44	2-1	6	5	0	0/0	1	29.1	40	21	21	6	18	11	0	5	126	.317	3	2	0	0	1
15	Robert Beltran	6.48	1-2	11	3	0	0/0	0	25.0	36	19	18	4	29	9	1	4	109	.330	0	2	0	0	3

13	Josh Haggerty	0.00	0-0	2	0	0	0/0	0	2.0	1	0	0	1	1	1	0	0	7	.143	0	0	0	0	0
19	Chase Hagerty	2.63	0-1	7	2	0	0/0	0	13.2	13	5	4	5	9	2	0	1	50	.260	2	3	0	0	2
22	Matthew Wade	2.70	1-1	9	0	0	0/0	3	10.0	8	4	3	7	7	0	0	0	35	.229	0	2	0	0	2
20	Carlos Vega	3.38	1-0	10	0	0	0/0	3	21.1	17	8	8	1	26	0	1	1	76	.224	1	2	0	0	3
31	Jared Waldhoff	3.97	1-1	13	0	0	0/0	0	11.1	6	7	5	7	4	0	0	0	39	.154	0	1	0	1	1
44	Daniel Bergholdt	4.05	1-1	6	0	0	0/0	0	6.2	9	4	3	0	3	1	0	0	25	.360	2	0	0	0	2
37	Blaze Hastings	5.40	0-0	5	0	0	0/0	0	5.0	5	3	3	4	5	0	1	2	17	.294	1	1	0	1	0
35	Ryan Losman	7.85	1-2	9	2	0	0/0	1	18.1	20	17	16	7	21	6	0	5	72	.278	2	1	0	1	2
21	Joey Burris	8.38	1-1	8	1	0	0/0	0	9.2	12	9	9	4	6	5	0	2	39	.308	0	5	0	2	0
26	Wesley Pyles	13.50	0-0	3	0	0	0/0	0	1.1	3	2	2	0	3	1	0	1	7	.429	1	0	0	0	0
33	Adam Pennington	13.50	0-1	2	0	0	0/0	0	0.2	1	2	1	0	0	1	0	0	2	.500	0	0	0	0	3
Totals		5.14	13-12	25	25	0	0/0	8	220.2	235	141	126	62	160	48	3	30	858	.274	14	28	0	8	24
Opponents		5.96	12-13	25	25	1	1/0	6	220.1	245	170	146	104	191	50	11	21	864	.284	21	40	1	9	13

PB - Team (7), Brian Lees 6, Aiden McMahan 1, Opp (10). Pickoffs - Team (2), Nate Green 1, Ryan Losman 1, Opp (5). SBA/ATT - Brian Lees (9-13), Aiden McMahan (9-10), Robert Beltran (5-5), Carlos Vega (2-4), Nate Green (2-4), Joey Burris (3-3), Ryan Losman (2-3), Clay Chandler (2-2), Jared Waldhoff (2-2), Chase Hagerty (0-2), Justin Murphy (0-1).

2017 LINE SCORES

Southeast Missouri State REDHAWKS

GAME 1

SOUTHEAST MISSOURI 4, UT ARLINGTON 3

February 17, 2017 • Nacogdoches, Texas

	1	2	3	4	5	6	7	8	9	R	H	E
UT Arlington	0	0	0	2	0	0	0	1	0	-	3	11
Southeast Missouri	0	0	0	1	3	0	0	0	X	-	4	10
WP-CHANDLER, Clay (1-0) Save-WADE, Matthew (1)												
LP-Simmons, Kadon (0-1) T-2:57 A-150 HR UTA - Vaughan, Noah												

GAME 2

STEPHEN F. AUSTIN 3, SOUTHEAST MISSOURI 2

February 17, 2017 • Nacogdoches, Texas

	1	2	3	4	5	6	7	8	9	R	H	E
Southeast Missouri	0	0	0	2	0	0	0	0	0	-	2	3
Stephen F. Austin	0	0	2	0	1	0	0	0	X	-	3	6
WP-Kiminski, Trevor (1-0) Save-Starks, Tyler(1) LP-BELTRAN, Robert (0-1)												
T-2:3 A-217 A-217 HR SFA - Michener, Zac												

GAME 3

UT ARLINGTON 5, SOUTHEAST MISSOURI 3

February 18, 2017 • Nacogdoches, Texas

	1	2	3	4	5	6	7	8	9	R	H	E
Southeast Missouri	0	0	2	0	0	1	0	0	0	-	3	8
UT Arlington	0	0	0	0	0	1	3	1	X	-	5	9
WP-Kinzy, Jud (1-0) Save-West, Jordon(1) LP-PENNINGTON, Adam (0-1)												
T-3:10 A-85 HR SEMO - OSBORNE, Chris (1) HR UTA - Rohrbaugh, Quintin (1)												

GAME 4

SOUTHEAST MISSOURI 3, STEPHEN F. AUSTIN 1

February 19, 2017 • Nacogdoches, Texas

	1	2	3	4	5	6	7	8	9	R	H	E
Southeast Missouri	0	0	1	0	2	0	0	0	0	-	3	9
Stephen F. Austin	0	0	1	0	0	0	0	0	0	-	1	6
WP-GREEN, Nate (1-0) Save-WADE, Matthew(2) LP-Ledet, Patrick (0-1)												
T-2:20 A-126												

GAME 5

SOUTHEAST MISSOURI 22, WESTERN ILLINOIS 2

February 24, 2017 • Cape Girardeau, Mo.

	1	2	3	4	5	6	7	8	9	R	H	E
Western Illinois	0	1	0	1	0	0	0	0	0	-	2	9
Southeast Missouri	0	6	5	2	3	5	0	1	X	-	22	21
WP-CHANDLER, Clay (2-0) LP-Matthew Sturchio (0-2) T-3:14 A-844												
HR WIU - Chris Tschida												

GAME 6

SOUTHEAST MISSOURI 5, WESTERN ILLINOIS 4

February 25, 2017 • Cape Girardeau, Mo.

	1	2	3	4	5	6	7	8	9	R	H	E
Western Illinois	3	0	0	0	0	0	1	0	0	-	4	8
Southeast Missouri	0	0	1	0	0	1	1	2	X	-	5	7
WP-VEGA, Carlos (1-0) Save-WADE, Matthew(3) LP-Preston Church (0-1)												
T-2:32 A-617 HR WIU - Adam McGinnis (1), Drue Galassi (2)												
HR SEMO - GAGAN, Tristen (1)												

GAME 7

SOUTHEAST MISSOURI 5, WESTERN ILLINOIS 1

February 26, 2017 • Cape Girardeau, Mo.

	1	2	3	4	5	6	7	8	9	R	H	E
Western Illinois	0	0	0	0	1	0	0	0	0	-	1	3
Southeast Missouri	0	1	0	1	1	0	0	2	X	-	5	8
WP-MURPHY, Justin (1-0) Save-VEGA, Carlos(1) LP-Javin Drake (0-2)												
T-2:14 A-702 HR WIU - Johnathan Fleek (1) HR SEMO - EZELL, Trevor (1),												
HOLST, Dan (1), GAGAN, Tristen (2)												

GAME 8

PURDUE 4, SOUTHEAST MISSOURI 0

March 3, 2017 • Cape Girardeau, Mo.

	1	2	3	4	5	6	7	8	9	R	H	E
Purdue	1	0	0	0	3	0	0	0	0	-	4	10
Southeast Missouri	0	0	0	0	0	0	0	0	0	-	0	4
WP-ANDREWS, Tanner (3-0) LP-CHANDLER, Clay (2-1) T-2:06 A-568												

GAME 9

PURDUE 13, SOUTHEAST MISSOURI 5

March 4, 2017 • Cape Girardeau, Mo.

	1	2	3	4	5	6	7	8	9	R	H	E
Purdue	4	0	1	2	0	0	0	4	2	-	13	16
Southeast Missouri	2	0	3	0	0	0	0	0	0	-	5	8
WP-STROH, Gareth (1-1) Save-PARKER, Dalton(2) LP-LOSMAN, Ryan (0-1)												
T-2:45 A-2216 HR PUR - SHIPLEY, Harry (1), DALESANDRO, Nick, OLUND, Alec (1), LeGARE, John (1) HR SEMO - GAGAN, Tristen (3)												

GAME 10

SOUTHEAST MISSOURI 17, PURDUE 7

March 5, 2017 • Cape Girardeau, Mo.

	1	2	3	4	5	6	7	8	9	R	H	E
Purdue	1	0	0	2	0	2	0	0	0	-	7	6
Southeast Missouri	2	1	2	6	1	0	1	4	X	-	17	17
WP-MURPHY, Justin (2-0) LP-SCHUMACHER, Tanner (0-2) T-2:58 A-314												
HR PUR - DALESANDRO, Nick (2), McGOWAN, Jacson (2), LeGARE, John (2) HR SEMO - GAGAN, Tristen (4), LEES, Brian (1)												

GAME 11

MOREHEAD STATE 12, SOUTHEAST MISSOURI 9

March 9, 2017 • Morehead, Ky.

	1	2	3	4	5	6	7	8	9	R	H	E
Southeast Missouri	0	0	0	2	0	4	3	0	0	-	9	16
Morehead State	2	3	0	2	1	4	0	0	X	-	12	18
WP-STAMBAUGH, Dalton (1-0) Save-ZIEGELMEYER, Jake(1) LP-BELTRAN, Robert (0-2) A-330 A-330 HR SEMO - ROBERTSON, Kylar (1),												
OSBORNE, Chris 2 (3), BOTTGER, Kyle (1) HR MOR - HULSIZER, Niko (4), SCHNEIDER, Will (2), MORRIS, Braxton (2)												

GAME 12

MOREHEAD STATE 17, SOUTHEAST MISSOURI 5

March 10, 2017 • Cape Girardeau, Mo.

	1	2	3	4	5	6	7	8	9	R	H	E
Southeast Missouri	0	1	0	1	1	0	0	1	1	-	5	13
Morehead State	2	1	3	0	5	0	4	2	X	-	17	16
WP-LEASHER, Aaron (3-0) Save-CALDERON, David(2) LP-MURPHY, Justin (2-1) T-3:42 A-0 A-0 HR MOR - PATRICK, Michael 2 (3),												
BOGGESE, Eli (1)												

Southeast Missouri State REDHAWKS

2017 LINE SCORES

GAME 13

MOREHEAD STATE 3, SOUTHEAST MISSOURI 2

March 10, 2017 • Morehead, Ky.

	1	2	3	4	5	6	7	8	9		R	H	E
Southeast Missouri	0	0	0	0	0	0	0	0	2	-	2	9	1
Morehead State	0	0	0	0	1	0	2	0	X	-	3	7	1

WP-WILSON, Curtis (2-1) Save-WRIGHT, Cable(3)
LP-CHANDLER, Clay (2-2) T-2:36

GAME 14

SOUTHEAST MISSOURI 5, MISSOURI STATE 4

March 15, 2017 • Cape Girardeau, Mo.

	1	2	3	4	5	6	7	8	9	R	H	E	
Missouri State	0	0	0	0	0	2	0	2	0	-	4	9	1
Southeast Missouri	0	0	1	2	1	0	0	0	1	-	5	8	0

WP-WADE, Matthew (1-0) LP-Young,Bryan (0-1) T-2:50 A-315
HR SEMO - LEES, Brian (2)

GAME 15

SOUTHEAST MISSOURI 14, UT MARTIN 1

March 17, 2017 • Cape Girardeau, Mo.

	1	2	3	4	5	6	7	8	9	R	H	E	
UT Martin	0	0	0	0	0	1	0	0	0	-	1	7	1
Southeast Missouri	1	6	2	2	0	0	2	1	X	-	14	10	0

WP-CHANDLER, Clay (3-2) LP-BAZZANI, Dom (1-2) T-3:10 A-478
HR SEMO - CAFFREY, Chris (1), WRIGHT, Danny (1)

GAME 16

SOUTHEAST MISSOURI 5, UT MARTIN 4

March 18, 2017 • Cape Girardeau, Mo.

	1	2	3	4	5	6	7	8	9	R	H	E	
UT Martin	0	0	1	1	0	0	1	0	1	-	4	10	0
Southeast Missouri	2	1	0	0	0	0	0	2	X	-	5	7	1

WP-WADE, Matthew (2-0) LP-WESTFALL, Dalton (2-2) T-2:46 A-1228
HR UTM - HAUSER, Josh

GAME 17

SOUTHEAST MISSOURI 13, UT MARTIN 4

March 19, 2017 • Cape Girardeau, Mo.

	1	2	3	4	5	6	7	8	9	R	H	E	
UT Martin	1	0	0	1	0	0	0	2	0	-	4	9	1
Southeast Missouri	4	0	1	2	5	1	0	0	X	-	13	15	1

WP-BELTRAN, Robert (1-2) LP-LABERGE, Kyle (0-1) T-3:00 A-537
HR SEMO - GAGAN, Tristen (5), ROBERTSON, Kylar (2)

GAME 18

CENTRAL ARKANSAS 5, SOUTHEAST MISSOURI 4

March 21, 2017 • Conway, Ark.

	1	2	3	4	5	6	7	8	9	10	11	12	R	H	E	
Southeast Missouri	0	1	0	2	0	0	0	0	1	0	0	0	-	4	11	2
Central Arkansas	0	0	1	0	3	0	0	0	0	0	0	1	-	5	5	0

WP-Moyer, Mark (1-1) LP-WADE, Matthew (2-1) T-3:25 A-315

GAME 19

SOUTHEAST MISSOURI 8, SIUE 3

March 24, 2017 • Edwardsville, Ill.

	1	2	3	4	5	6	7	8	9	R	H	E	
Southeast Missouri	2	0	0	2	0	0	4	0	0	-	8	12	0
SIUE	0	0	1	1	0	0	0	1	0	-	3	11	1

WP-CHANDLER, Clay (4-2) LP-FULKERSON, Brock (1-3) T-2:55 A-231
HR SEMO - OSBORNE, Chris (4), HOLST, Dan (2)
HR SIUE - WOODCOCK, Dustin (1), TURSI, Mario (1)

GAME 20

SIUE 15, SOUTHEAST MISSOURI 10

March 25, 2017 • Edwardsville, Ill.

	1	2	3	4	5	6	7	8	9	R	H	E	
Southeast Missouri	2	0	1	0	0	0	0	1	6	-	10	10	3
SIUE	1	1	4	0	1	4	4	0	X	-	15	18	1

WP-MARTZ, Nelson (3-2) LP-MURPHY, Justin (2-2) T-3:06 A-205
HR SIUE - WEIMER, Brock (5)

GAME 21

SIUE 7, SOUTHEAST MISSOURI 5

March 26, 2017 • Edwardsville, Ill.

	1	2	3	4	5	6	7	8	9	R	H	E	
Southeast Missouri	1	0	1	3	0	0	0	0	0	-	5	11	1
SIUE	0	0	0	0	0	7	0	0	X	-	7	9	0

WP-MCREAKEN, Mason (2-1) LP-VEGA, Carlos (1-1) T-3:10 A-261

GAME 22

SOUTHEAST MISSOURI 6, #23 MISSOURI 5

March 28, 2017 • Columbia, Mo.

	1	2	3	4	5	6	7	8	9	R	H	E	
Southeast Missouri	0	2	0	0	4	0	0	0	0	-	6	9	2
Missouri	0	0	1	2	0	0	2	0	0	-	5	9	0

WP-GREEN, Nate (2-0) Save-CHANDLER, Clay(1) LP-Cameron Dulle (0-1)
T-3:13 A-479 HR SEMO - EVANS, Clayton (1)

GAME 23

SOUTHEAST MISSOURI 5, AUSTIN PEAY 3

March 31, 2017 • Cape Girardeau, Mo.

	1	2	3	4	5	6	7	8	9	R	H	E	
Austin Peay	0	2	0	0	0	0	1	0	0	-	3	6	0
Southeast Missouri	3	0	0	0	2	0	0	0	0	-	5	9	1

WP-MURPHY, Justin (3-2) Save-VEGA, Carlos(2) LP-ROBLES, Alex (3-4)
T-2:30 A-1152

GAME 24

SOUTHEAST MISSOURI 10, AUSTIN PEAY 0

April 1, 2017 • Cape Girardeau, Mo.

	1	2	3	4	5	6	7	8	9	R	H	E	
Austin Peay	0	0	0	0	0	0	0	0	0	-	0	2	1
Southeast Missouri	0	0	3	5	0	1	0	1	X	-	10	15	1

WP-CHANDLER, Clay (5-2) LP-POWELL, Caleb (2-3) T-2:40 A-985
HR SEMO - EVANS, Clayton (2)

GAME 25

AUSTIN PEAY 11, SOUTHEAST MISSOURI 7

April 2, 2017 • Cape Girardeau, Mo.

	1	2	3	4	5	6	7	8	9	R	H	E	
Austin Peay	1	2	2	3	0	1	0	1	1	-	11	12	2
Southeast Missouri	1	1	2	0	0	1	2	0	0	-	7	12	2

WP-NEWBERG, Brett (1-0) Save-PRIMASING, Levi(1) LP-BELTRAN, Robert (1-3) T-3:4 A-692 A-692 HR APSU - WILLIS, Imani HR SEMO - EVANS, Clayton. GAGAN, Tristen. LEES, Brian

GAME 26

ARKANSAS STATE 10, SOUTHEAST MISSOURI 1

April 4, 2017 • Jonesboro, Ark.

	1	2	3	4	5	6	7	8	9	R	H	E	
Southeast Missouri	0	0	0	1	0	0	0	0	0	-	1	7	2
Arkansas State	1	2	0	0	1	6	0	0	X	-	10	11	1

WP-Welsh, Bradey (1-0) LP-BURRIS, Joey (0-1) T-2:32 A-236

Southeast Missouri State REDHAWKS

2017 LINE SCORES

GAME 40

TENNESSEE TECH 8, SOUTHEAST MISSOURI 4

April 28, 2017 • Cape Girardeau, Mo.

	1	2	3	4	5	6	7	8	9	R	H	E
Tennessee Tech	1	0	0	1	0	5	0	1	0	-	8	17 1
Southeast Missouri	0	0	4	0	0	0	0	0	0	-	4	9 0

WP-FRALIEX, Evan (2-0) Save-ROBERTS, Ethan(11) LP-CHANDLER, Clay (7-3) T-3:05 A-294 HR TTU - PUTZIG, Trevor (4) HR SEMO - GAGAN, Tristen (9)

GAME 41

TENNESSEE TECH 9, SOUTHEAST MISSOURI 8

April 29, 2017 • Cape Girardeau, Mo.

	1	2	3	4	5	6	7	8	9	10	R	H	E
Tennessee Tech	0	0	2	1	0	0	0	5	0	1	-	9	13 2
Southeast Missouri	0	2	0	0	1	1	0	4	0	0	-	8	14 0

WP-MOTHS, Travis (2-0) LP-VEGA, Carlos (1-2) T-3:40 A-0
HR TTU - FLICK, Ryan (11), CHAMBERS, Chase (13)
HR SEMO - OSBORNE, Chris (8)

GAME 42

SOUTHEAST MISSOURI 11, TENNESSEE TECH 9

April 29, 2017 • Cape Girardeau, Mo.

	1	2	3	4	5	6	7	8	9	R	H	E
Tennessee Tech	3	0	1	0	0	1	1	0	3	-	9	14 0
Southeast Missouri	2	0	3	0	0	4	1	1	X	-	11	17 1

WP-BERGTHOLDT, Daniel (1-0) Save-BURRIS, Joey(2) LP-OSBORNE, Nick (2-2) T-3:13 A-878 HR TTU - PUTZIG, Trevor (5), STROHSCHNEIN, Kevin (10), FLICK, Ryan (12), CHAMBERS, Chase 2 (15)
HR SEMO - HOLST, Dan (4)

GAME 43

SAINT LOUIS 6, SOUTHEAST MISSOURI 5

May 2, 2017 • St. Louis, Mo.

	1	2	3	4	5	6	7	8	9	R	H	E
Southeast Missouri	0	0	0	1	0	1	3	0	0	-	5	8 1
Saint Louis	0	0	0	1	3	0	0	0	2	-	6	13 0

WP-SHEEHAN, Charlie (1-0) LP-BELTRAN, Robert (1-4) T-3:03 A-183
HR SEMO - OSBORNE, Chris (9)

GAME 44

SOUTHEAST MISSOURI 12, WESTERN MICHIGAN 6

May 6, 2017 • Kalamazoo, Mich.

	1	2	3	4	5	6	7	8	9	R	H	E
Southeast Missouri	0	0	0	0	0	1	7	3	1	-	12	14 0
Western Michigan	3	0	1	1	0	1	0	0	0	-	6	15 2

WP-BELTRAN, Robert (1-2) LP-LABERGE, Kyle (0-1) T-3:00 A-537
WP-BERGTHOLDT, Daniel (2-1) Save-LOSMAN, Ryan(2)
LP-LAIO (2-1) T-3:35 A-175

GAME 45

SOUTHEAST MISSOURI 8, WESTERN MICHIGAN 5

May 6, 2017 • Kalamazoo, Mich.

	1	2	3	4	5	6	7	8	9	R	H	E
Southeast Missouri	1	4	0	1	0	1	0	1	0	-	8	13 3
Western Michigan	0	0	0	0	2	0	3	0	0	-	5	11 1

WP-BURRIS, Joey (2-1) Save-VEGA, Carlos(5) LP-PIECHOTA (2-3)
T-3:02 A-175 HR SEMO - HOLST, Dan HR WMU - FILKINS

GAME 46

WESTERN MICHIGAN 8, SOUTHEAST MISSOURI 6

May 7, 2017 • Kalamazoo, Mich.

	1	2	3	4	5	6	7	8	9	R	H	E
Southeast Missouri	0	2	0	0	1	0	3	0	0	-	6	8 3
Western Michigan	3	0	0	0	0	0	3	2	X	-	8	8 1

WP-LAIO (3-1) LP-HAGERTY, Chase (0-1) T-3:09 A-250

GAME 47

SOUTHEAST MISSOURI 4, BELMONT 1

May 12, 2017 • Nashville, Tenn.

	1	2	3	4	5	6	7	8	9	R	H	E
Southeast Missouri	0	0	2	2	0	0	0	0	0	-	4	8 1
Belmont	0	0	0	0	1	0	0	0	0	-	1	6 1

WP-MURPHY, Justin (6-3) Save-VEGA, Carlos(6) LP-VAUGHN (3-8)
T-2:20 A-95 HR SEMO - HOLST, Dan (6)

GAME 48

BELMONT 6, SOUTHEAST MISSOURI 5

May 13, 2017 • Nashville, Tenn.

	1	2	3	4	5	6	7	8	9	10	11	12	R	H	E
Southeast Missouri	0	1	0	0	0	0	0	2	2	0	0	0	-	5	10 2
Belmont	1	0	4	0	0	0	0	0	0	0	0	1	-	6	13 1

WP-VELTRI (2-1) LP-VEGA, Carlos (1-3) T-4:36 A-125
HR SEMO - GAGAN, Tristen (10)

GAME 49

BELMONT 11, SOUTHEAST MISSOURI 10

May 14, 2017 • Nashville, Tenn.

	1	2	3	4	5	6	7	8	9	R	H	E
Southeast Missouri	1	3	0	0	2	2	1	1	0	-	10	10 0
Belmont	0	1	1	2	1	1	3	2	X	-	11	16 2

WP-KLOTZ (3-3) Save-WASHINGTON(2) LP-VEGA, Carlos (1-4) T-3:30
A-208 HR SEMO - HOLST, Dan (7) HR BU - HOLLAND 2 (6), WALSH (3), PAYNE (5)

GAME 50

SOUTHEAST MISSOURI 14, EASTERN KENTUCKY 6

May 18, 2017 • Cape Girardeau, Mo.

	1	2	3	4	5	6	7	8	9	R	H	E
Eastern Kentucky	1	0	0	0	2	3	0	0	0	-	6	13 0
Southeast Missouri	6	0	0	5	0	0	3	0	X	-	14	15 3

WP-MURPHY, Justin (7-3) LP-COLLINS, Casey (2-2) T-3:20 A-1136
HR ECU - FISHER, Ben (24) HR SEMO - HOLST, Dan (8), GAGAN, Tristen 2 (12)

GAME 51

SOUTHEAST MISSOURI 8, EASTERN KENTUCKY 4

May 19, 2017 • Cape Girardeau, Mo.

	1	2	3	4	5	6	7	8	9	R	H	E
Eastern Kentucky	1	0	0	0	0	1	0	1	1	-	4	12 0
Southeast Missouri	1	2	0	3	2	0	0	0	X	-	8	12 0

WP-CHANDLER, Clay (8-3) LP-JOHNSON, Caleb (2-3) T-2:45 A-1345
HR ECU - FISHER, Ben, HOLDERBACH, Alex 2

Southeast Missouri State REDHAWKS

2017 LINE SCORES

GAME 52

SOUTHEAST MISSOURI 16, EASTERN KENTUCKY 3

May 20, 2017 • Cape Girardeau, Mo.

	1	2	3	4	5	6	7	8	9	R	H	E	
Eastern Kentucky	0	0	0	1	0	0	1	1	0	-	3	11	1
Southeast Missouri	0	5	3	2	5	0	0	1	X	-	16	17	1

WP-GREEN, Nate (3-3) LP-QUILLENS, Bryan (3-4) T-2:39 A-874
HR SEMO - HOLST, Dan (9), EVANS, Clayton (4)

GAME 53

SOUTHEAST MISSOURI 13, JACKSONVILLE STATE 10

May 24, 2017 • Oxford, Ala.

	1	2	3	4	5	6	7	8	9	R	H	E	
Southeast Missouri	0	0	0	5	5	1	0	2	0	-	13	13	1
Jacksonville State	2	0	0	1	2	0	2	0	3	-	10	13	2

WP-BELTRAN, Robert (2-4) LP-Colton Pate (2-7) T-3:14 A-786
HR SEMO - HOLST, Dan (10), GAGAN, Tristen (13), WRIGHT, Danny (4)
HR JSU - Taylor Hawthorne (3), Trent Simpson 2 (11)
Game 2 of the 2017 OVC Baseball Championship.
Delay of 1:20 prior to start of contest (rain/lightning).

GAME 54

TENNESSEE TECH 14, SOUTHEAST MISSOURI 9

May 25, 2017 • Oxford, Ala.

	1	2	3	4	5	6	7	8	9	R	H	E	
Southeast Missouri	2	4	0	1	1	0	0	0	1	-	9	17	1
Tennessee Tech	4	0	2	2	0	5	1	0	X	-	14	13	0

WP-MOTHS, Travis (4-1) LP-BERGTHOLDT, Daniel (2-1) T-3:35 A-0
HR SEMO - WRIGHT, Danny (5)
HR TTU - FLICK, Ryan 3 (16), BROWN, Chris (11)
Game 6 of the 2017 OVC Baseball Championship
TTU Flick hit three home runs in the game (1st, 3rd + 6th innings)

GAME 55

MURRAY STATE 8, SOUTHEAST MISSOURI 5

May 26, 2017 • Oxford, Ala.

	1	2	3	4	5	6	7	8	9	R	H	E	
Murray State	1	0	4	0	0	0	0	2	1	-	8	10	3
Southeast Missouri	0	3	0	0	0	1	0	0	1	-	5	6	2

WP-DUBSKY, Austin (4-7) Save-GENDRON, Chad(8) LP-LOSMAN, Ryan (1-2) T-3:03 A-0 HR MUR - BAUER, Adam (5), HRANEC, Jack 2 (16)
Game 9 of the 2017 OVC Baseball Championship

Southeast Missouri State REDHAWKS

MISCELLANEOUS STATISTICS

Hitting Game Highs

At bats:.....	44	(2 games)
Runs scored:.....	22	vs Western Illinois (Feb 24, 2017)
Hits:.....	21	vs Western Illinois (Feb 24, 2017)
RBI's:.....	21	vs Western Illinois (Feb 24, 2017)
Doubles:.....	7	(2 games)
Triples:.....	2	(4 games)
Home runs:.....	4	at Morehead State (Mar 09, 2017)
Total bases:.....	34	vs Eastern Ky. (May 20, 2017)
Walks:.....	12	vs UT Martin (Mar 17, 2017)
Strikeouts:.....	14	vs Missouri State (Mar 15, 2017)
Sac hits:.....	3	at Belmont (May 13, 2017)
Sac flies:.....	3	at Morehead State (Mar 10, 2017)
Stolen bases:.....	5	vs UT Martin (Mar 19, 2017)
Hit by pitch:.....	6	vs Murray State (May 26, 2017 at Oxford, AL)
Caught stealing:.....	2	(2 games)
Runners LOB:.....	16	at Belmont (May 13, 2017)
Hit into DP:.....	4	at Southern Illinois (Apr 11, 2017)

Pitching Game Highs

Innings pitched:.....	11.2	at Belmont (May 13, 2017)
Runs allowed:.....	17	(2 games)
Earned runs:.....	17	vs Jacksonville State (Apr 15, 2017)
Walks allowed:.....	11	at Morehead State (Mar 10, 2017)
Strikeouts:.....	12	at Morehead State (Mar 10, 2017)
Hits allowed:.....	19	vs Jacksonville State (Apr 15, 2017)
Doubles allowed:.....	8	at Arkansas State (Apr 04, 2017)
Triples allowed:.....	1	(5 games)
Homers allowed:.....	5	vs Tennessee Tech (Apr 29, 2017)
Wild pitches:.....	5	at Morehead State (Mar 10, 2017)
Hit batters:.....	4	(2 games)

Individual Hitting Game Highs

At bats:.....	6	(9 games)
Runs scored:.....	5	Dan Holst vs Purdue (Mar 05, 2017)
Hits:.....	4	(7 games)
RBI's:.....	6	Dan Holst vs Eastern Ky. (May 18, 2017)
Doubles:.....	2	(10 games)
Triples:.....	2	Dan Holst at Stephen F. Austin (Feb 19, 2017)
Home runs:.....	2	(2 games)
Total bases:.....	9	(2 games)
Walks:.....	3	(6 games)
Strikeouts:.....	4	Clayton Evans at Murray State (Apr 23, 2017)
Sac hits:.....	2	Connor Basler vs Missouri State (Mar 15, 2017)
Sac flies:.....	1	(24 games)
Stolen bases:.....	2	(2 games)
Hit by pitch:.....	2	(4 games)
Caught stealing:.....	1	(20 games)
Runners LOB:.....	7	Kyle Bottger vs Arkansas State (Apr 05, 2017)

Individual Pitching Game Highs

Innings pitched:.....	9.0	Justin Murphy vs Jacksonville State (Apr 14, 2017)
Runs allowed:.....	8	Clay Chandler vs Tennessee Tech (May 25, 2017)
Earned runs:.....	8	Clay Chandler vs Tennessee Tech (May 25, 2017)
Walks allowed:.....	6	Justin Murphy at Morehead State (Mar 10, 2017)
Strikeouts:.....	9	Clay Chandler at Morehead State (Mar 10, 2017)
Hits allowed:.....	13	Clay Chandler vs Tennessee Tech (Apr 28, 2017)
Doubles allowed:.....	4	(3 games)
Triples allowed:.....	1	(5 games)
Homers allowed:.....	3	(4 games)
Wild pitches:.....	3	Clay Chandler at Morehead State (Mar 10, 2017)
Hit batters:.....	3	Nate Green at Central Arkansas (Mar 21, 2017)

Multiple-Hit Games

Player	2	3	4	5+	Total
Chris Osborne	16	8	2	-	26
Dan Holst	16	7	2	-	25
Danny Wright	14	8	-	-	22
Brian Lees	14	5	-	-	19
Tristen Gagan	13	3	1	-	17
Clayton Evans	11	1	-	-	12
Kyle Bottger	9	3	-	-	12
Chris Caffrey	5	5	-	-	10
Connor Basler	8	1	1	-	10
Kylar Robertson	3	1	1	-	5
Trevor Ezell	3	-	-	-	3
Josh Haggerty	2	-	-	-	2
Aiden McMahan	1	-	-	-	1

Multiple-RBI Games

Player	2	3	4	5+	Total
Dan Holst	9	7	-	1	17
Chris Osborne	11	3	1	1	16
Tristen Gagan	8	4	2	2	16
Brian Lees	8	1	1	-	10
Chris Caffrey	6	2	-	-	8
Danny Wright	3	2	1	1	7
Kyle Bottger	4	1	-	-	5
Kylar Robertson	3	-	-	-	3
Clayton Evans	2	-	-	-	2
Connor Basler	-	-	1	-	1
Josh Haggerty	-	1	-	-	1
Trevor Ezell	-	-	1	-	1

Inning-by-Inning Summary

Inning	SEMO	Opp.
First	37	45
Second	64	27
Third	49	36
Fourth	63	38
Fifth	52	34
Sixth	28	49
Seventh	39	40
Eighth	37	40
Ninth	19	24
Extra	0	5
Total	388	338

Longest Hitting Streaks of Season

Player	Games
Chris Osborne	19
Dan Holst	12
Danny Wright	10
Tristen Gagan	10
Brian Lees	9
Chris Caffrey	7
Kyle Bottger	7
Clayton Evans	7
Connor Basler	6
Kylar Robertson	5
Josh Haggerty	5
Trevor Ezell	3
Michael Berra	2
Aiden McMahan	2
Garret Reynolds	1
Cooper Rentfro	1



 **YOUR
REDHAWKS**

OPPONENTS

Southeast Missouri State REDHAWKS

2018 OPPONENTS

College of Charleston Cougars

February 16-18 at Charleston S.C.

Location.....Charleston, S.C.
Founded.....1770
Enrollment.....11,619
Colors.....Maroon & White
Head Coach.....Chad Holbrook
School Record (Years).....First Year
Career Record (Years).....200-106 (5)
2017 Overall Record.....28-31
2017 CAA Record (Finish).....13-11 (5th)
Home Field.....Patriots Point (2,000)
Press Box Phone.....(843) 819-7429
Baseball Contact.....Whitney Noble
Phone.....(843) 953-5465
Email.....noblew@cofc.edu
Website.....CofCSports.com

Memphis Tigers

February 27 at Memphis, Tenn.

Location.....Memphis, Tenn.
Founded.....1912
Enrollment.....20,585
Colors.....Blue & Gray
Head Coach.....Daron Schoenrock
School Record (Years).....362-394 (13)
Career Record (Years).....387-446 (15)
2017 Overall Record.....30-29
2017 AAC Record (Finish).....8-16 (7th)
Home Field.....FedExPark (2,000)
Press Box Phone.....(901) 678-1301
Baseball Contact.....Kevin Rodriguez
Phone.....(901) 678-5108
Email.....krdrguez@memphis.edu
Website.....GoTigersGo.com

Morehead State Eagles

March 9-11 at Cape Girardeau, Mo.

Location.....Morehead, Ky.
Founded.....1887
Enrollment.....10,951
Colors.....Blue & Gold
Head Coach.....Mike McGuire
School Record (Years).....151-140 (5)
Career Record (Years).....151-140 (5)
2017 Overall Record.....36-23
2017 OVC Record (Finish).....18-11 (2nd)
Home Field.....Allen Field (1,000)
Press Box Phone.....(606) 783-2088
Baseball Contact.....Matt Schabert
Phone.....(606) 783-2556
Email.....m.schabert@moreheadstate.edu
Website.....MSUEagles.com

Arkansas State Red Wolves

February 20 at Jonesboro, Ark.
April 3 at Cape Girardeau, Mo.

Location.....Jonesboro, Ark.
Founded.....1909
Enrollment.....14,085
Colors.....Scarlet & Black
Head Coach.....Tommy Raffo
School Record (Years).....258-256-1 (9)
Career Record (Years).....258-256-1 (9)
2017 Overall Record.....28-27
2017 Sun Belt Record (Finish).....13-16 (7th)
Home Field.....Tomlinson Stadium (1,200)
Press Box Phone.....(870) 972-3880
Baseball Contact.....Dennen Cuthbertson
Phone.....(870) 972-3383
Email.....mcuthbertson@astate.edu
Website.....ASateRedWolves.com

South Dakota State Jackrabbits

March 2-4 at Cape Girardeau, Mo.

Location.....Brookings, S.D.
Founded.....1881
Enrollment.....12,613
Colors.....Yellow & Blue
Head Coach.....Rob Bishop
School Record (Years).....26-24 (1)
Career Record (Years).....549-322-1 (16)
2017 Overall Record.....26-24
2017 Summit League Record (Finish).....18-12
Home Field.....Erv Huether Field (600)
Press Box Phone.....(605) 688-5625
Baseball Contact.....Jason Hove
Phone.....(605) 688-4623
Email.....jason.hove@sdsstate.edu
Website.....GoJacks.com

Central Arkansas Bears

March 13-14 at Conway, Ark.

Location.....Conway, Ark.
Founded.....1907
Enrollment.....11,900
Colors.....Purple & Gray
Head Coach.....Allen Gum
School Record (Years).....215-180 (7)
Career Record (Years).....215-180 (7)
2017 Overall Record.....34-26
2017 Southland Record (Finish).....16-13 (3rd)
Home Field.....Bear Stadium (1,000)
Press Box Phone.....(501) 450-5000
Baseball Contact.....Steve East
Phone.....(501) 450-5743
Email.....seast@uca.edu
Website.....UCASports.com

Bowling Green Falcons

February 23-25 at Cape Girardeau, Mo.

Location.....Bowling Green, Ohio
Founded.....1910
Enrollment.....19,000
Colors.....Orange & Brown
Head Coach.....Danny Schmitz
School Record (Years).....694-709-5 (27)
Career Record (Years).....694-708-5 (27)
2017 Overall Record.....15-34
2017 MAC Record (Finish).....9-15 (3rd/East)
Home Field.....Warren E. Steller Field (1,100)
Press Box Phone.....(419) 372-2401
Baseball Contact.....James Nahikian
Phone.....(248) 224-8113
Email.....jnahiki@bgsu.edu
Website.....BGSUFalcons.com

Southern Illinois Salukis

March 6 at Cape Girardeau, Mo.
April 24 at Carbondale, Ill.

Location.....Carbondale, Ill.
Founded.....1869
Enrollment.....14,554
Colors.....Maroon & White
Head Coach.....Ken Henderson
School Record (Years).....187-235-1 (7)
Career Record (Years).....187-235-1 (7)
2017 Overall Record.....27-30
2017 MVC Record (Finish).....10-10 (4th)
Home Field.....Richard "Itchy" Jones Stadium (2,000)
Press Box Phone.....(618) 453-7250
Baseball Contact.....John Lock
Phone.....(618) 453-7236
Email.....jlock2@siu.edu
Website.....SIUSalukis.com

UT Martin Skyhawks

March 16-18 at Martin, Tenn.

Location.....Martin, Tenn.
Founded.....1900; Senior College, 1951
Enrollment.....6,705
Colors.....Navy Blue & Orange
Interim Head Coach.....Ryan Jenkins
School Record (Years).....First Year
Career Record (Years).....First Year
2017 Overall Record.....25-30
2017 OVC Record (Finish).....12-18 (8th)
Home Field.....Skyhawk Field (500)
Press Box Phone.....(731) 881-7337
Baseball Contact.....Jake Rogers
Phone.....(731) 881-7694
Email.....jroger48@utm.edu
Website.....UTMSports.com

Southeast Missouri State REDHAWKS

2018 OPPONENTS

Missouri State Bears

March 20 at Springfield, Mo.

Location..... Springfield, Mo.
Founded..... 1905
Enrollment..... 26,216
Colors..... Maroon & White
Head Coach..... Keith Guttin
School Record (Years)..... 1,219-759 (35)
Career Record (Years)..... 1,219-759 (35)
2017 Overall Record..... 43-20
2017 MVC Record (Finish)..... 18-1 (1st)
Home Field..... Hammons Field (8,000)
Press Box Phone..... (417) 832-3029
Baseball Contact..... Eric Doennig
Phone..... (417) 836-4586
Email..... ericdoennig@missouristate.edu
Website..... MissouriStateBears.com

Austin Peay Governors

March 29-31 at Clarksville, Tenn.

Location..... Clarksville, Tenn.
Founded..... 1927
Enrollment..... 10,597
Colors..... Red & White
Head Coach..... Travis Janssen
School Record (Years)..... First Year
Career Record (Years)..... First Year
2017 Overall Record..... 28-30
2017 OVC Record (Finish)..... 13-16 (7th)
Home Field..... Raymond C. Hand Park (777)
Press Box Phone..... (931) 221-7904
Baseball Contact..... Cody Bush
Phone..... (931) 221-7561
Email..... bushc@apsu.edu
Website..... LetsGoPeay.com

Jacksonville State Gamecocks

April 13-15 at Jacksonville, Ala.

Location..... Jacksonville, Ala.
Founded..... 1882
Enrollment..... 8,514
Colors..... Red & White
Head Coach..... Jim Case
School Record (Years)..... 515-418 (16)
Career Record (Years)..... 515-418 (16)
2017 Overall Record..... 30-26
2017 OVC Record (Finish)..... 17-13 (3rd)
Home Field..... Rudy Abbott Field (1,500)
Press Box Phone..... TBA
Baseball Contact..... Tony Schmidt
Phone..... (256) 782-5377
Email..... aschmidt@jsu.edu
Website..... JSUGamecockSports.com

SIU Edwardsville Cougars

March 23-25 at Cape Girardeau, Mo.

Location..... Edwardsville, Ill.
Founded..... 1957
Enrollment..... 14,265
Colors..... Red & White
Head Coach..... Sean Lyons
School Record (Years)..... 23-29 (1)
Career Record (Years)..... 23-29 (1)
2017 Overall Record..... 23-29
2017 OVC Record (Finish)..... 11-19 (10th)
Home Field..... Simmons Complex (1,000)
Press Box Phone..... (618) 650-2871
Baseball Contact..... Joe Pott
Phone..... (618) 650-3608
Email..... jpott@siue.edu
Website..... SIUECougars.com

Eastern Illinois Panthers

April 6-8 at Cape Girardeau, Mo.

Location..... Charleston, Ill.
Founded..... 1899
Enrollment..... 7,030
Colors..... Blue, Gray & White
Head Coach..... Jason Anderson
School Record (Years)..... 36-74 (2)
Career Record (Years)..... 36-74 (2)
2017 Overall Record..... 21-35
2017 OVC Record (Finish)..... 12-18 (7th)
Home Field..... Coaches Stadium (500)
Press Box Phone..... (217) 581-5135
Baseball Contact..... Thomas Manzello
Phone..... (217) 581-6408
Email..... tmanzello@eiu.edu
Website..... EIUPanthers.com

Saint Louis Billikens

April 17 at Cape Girardeau, Mo.
May 1 at St. Louis, Mo.

Location..... St. Louis, Mo.
Founded..... 1818
Enrollment..... 12,914
Colors..... Royal Blue & White
Head Coach..... Darin Hendrickson
School Record (Years)..... 327-243-2 (9)
Career Record (Years)..... 840-436-1 (21)
2017 Overall Record..... 35-22
2017 A10 Record (Finish)..... 12-10 (5th)
Home Field..... Billiken Sports Center
Press Box Phone..... (314) 977-3260
Baseball Contact..... Brad Cygan
Phone..... (314) 977-2524
Email..... brad.cygan@slu.edu
Website..... SLUBillikens.com

Harris-Stowe Hornets

March 27 at Cape Girardeau, Mo.

Location..... St. Louis, Mo.
Founded..... 1857
Enrollment..... 1,464
Colors..... Brown & Gold
Head Coach..... CJ Bilbrey
School Record (Years)..... 48-53 (2)
Career Record (Years)..... 48-53 (2)
2017 Overall Record..... 30-20
2017 AMC Record (Finish)..... 15-11 (4th)
Home Field..... Stars Park
Press Box Phone..... (314) 340-3570
Baseball Contact..... Claire Johnson
Phone..... (314) 340-3570
Email..... johnsocl@hssu.edu
Website..... HornetsAthletics.com

McKendree Bearcats

April 10 at Cape Girardeau, Mo.

Location..... Lebanon, Ill.
Founded..... 1828
Enrollment..... 3,500
Colors..... Purple & White
Head Coach..... Danny Jackson
School Record (Years)..... 13-34 (1)
Career Record (Years)..... 13-34 (1)
2017 Overall Record..... 13-34
2017 GLVC Record (Finish)..... 2-24 (8th/East)
Home Field..... Hypes Field
Press Box Phone..... 500
Baseball Contact..... Scott Cummings
Phone..... (618) 537-6879
Email..... secummin@mckendree.edu
Website..... MCKBearcats.com

Murray State Racers

April 20-22 at Cape Girardeau, Mo.

Location..... Murray, Ky.
Founded..... 1922
Enrollment..... 10,010
Colors..... Navy & Gold
Head Coach..... Kevin Moulder
School Record (Years)..... 72-99 (3)
Career Record (Years)..... 72-99 (3)
2017 Overall Record..... 29-30
2017 OVC Record (Finish)..... 15-15 (6th)
Home Field..... Reagan Field
Press Box Phone..... (270) 809-5650
Baseball Contact..... Kevin DeVries
Phone..... (270) 809-7044
Email..... kdevries@murraystate.edu
Website..... GoRacers.com

Southeast Missouri State REDHAWKS

2018 OPPONENTS

Tennessee Tech Golden Eagles

April 27-29 at Cookeville, Tenn.

Location.....Cookeville, Tenn.
Founded.....1915
Enrollment.....10,504
Colors.....Purple & Gold
Head Coach.....Matt Bragga
School Record (Years).....393-380-2 (14)
Career Record (Years).....518-474-2 (18)
2017 Overall Record.....31-24
2017 OVC Record (Finish).....23-7 (1st)
Home Field.....Bush Stadium
Press Box Phone.....(931) 372-6077
Baseball Contact.....Mike Lehman
Phone.....(931) 372-3088
Email.....mlehman@tnitech.edu
Website.....TTUSports.com

Lipscomb Bisons

May 4-6 at Nashville, Tenn.

Location.....Nashville, Tenn.
Founded.....1891
Enrollment.....4,572
Colors.....Purple & Gold
Head Coach.....Jeff Forehand
School Record (Years).....164-161 (11)
Career Record (Years).....515-473-1 (17)
2017 Overall Record.....28-28
2017 ASun Record (Finish).....9-12 (6th)
Home Field.....Ken Dugan Field (750)
Press Box Phone.....(615) 966-5873
Baseball Contact.....Kirk Downs
Phone.....(615) 966-5457
Email.....kirk.downs@lipscomb.edu
Website.....LipscombSports.com

Belmont Bruins

May 11-13 at Cape Girardeau, Mo.

Location.....Nashville, Tenn.
Founded.....1892
Enrollment.....7,771
Colors.....Navy Blue, Red & White
Head Coach.....Dave Jarvis
School Record (Years).....589-526-2 (20)
Career Record (Years).....913-678-2 (27)
2017 Overall Record.....31-29
2017 OVC Record (Finish).....17-13
Home Field.....E.S. Rose Park (500)
Press Box Phone.....(615) 460-8023
Baseball Contact.....Hannah Jo Riley
Phone.....(615) 460-8023
Email.....hannahj.riley@pop.belmont.edu
Website.....BelmontBruins.com

Georgia Tech Yellow Jackets, Rambling Wreck

May 15 at Atlanta, Ga.

Location.....Atlanta, Ga.
Founded.....1885
Enrollment.....25,000
Colors.....Old Gold & White
Head Coach.....Danny Hall
School Record (Years).....988-505-1 (24)
Career Record (Years).....1,196-622-1 (30)
2017 Overall Record.....27-28
2017 ACC Record (Finish).....11-19 (4th/Coastal)
Home Field.....Russ Chandler Stadium (4,157)
Press Box Phone.....(404) 894-5400
Baseball Contact.....Kevin Davis
Phone.....(404) 894-5445
Email.....kdavis@athletics.gatech.edu
Website.....RamblinWreck.com

SERIES RESULTS VS. OPPONENTS

**Since joining NCAA Division
I in 1992*

Alabama (4-7)

May 31, 2002	W	7-4
June 1, 2002	L	4-7
Feb. 22, 2003	W	8-7
Feb. 23, 2003	L	1-16
Feb. 24, 2003	L	4-9
Mar. 12, 2004	L	1-10
Mar. 13, 2004	L	0-2
Mar. 14, 2004	L	0-20
Feb. 20, 2009	L	1-5
Feb. 21, 2009	W	8-3
Feb. 22, 2009	W	8-4

Alcorn State (2-0)

Feb. 19, 2015	W	13-6
Feb. 22, 2016	W	17-4

Arkansas (6-7)

Apr. 12, 1995	L	6-10
Mar. 26, 1996	L	3-8
Apr. 7, 1998	L	4-5
Feb. 11, 2000	L	3-4
Feb. 12, 2000	L	1-3
Feb. 13, 2000	W	8-7
Feb. 28, 2001	W	7-0
May 14, 2002	W	5-1
May 15, 2002	W	5-4

May 3, 2011	L	0-10
May 4, 2011	W	6-5
Mar. 17, 2015	L	3-4
Mar. 18, 2015	W	12-11

Arkansas-Little Rock (6-3)

Feb. 18, 1996	W	11-5
Apr. 29, 1997	W	10-7
Apr. 22, 1998	W	17-5 Apr.
6, 1999	W	15-3
Mar. 13, 2012	W	10-7
Mar. 14, 2012	L	2-16
Mar. 5, 2013	L	2-3
Mar. 6, 2013	W	4-3
Feb. 18, 2014	L	0-1

Arkansas-Pine Bluff (8-1)

Mar. 16, 2007	W	5-0
Mar. 17, 2007	W	8-3
Mar. 18, 2007	W	19-0
Feb. 22, 2008	L	2-4
Feb. 23, 2008	W	13-2
Feb. 24, 2008	W	15-4
Feb. 26, 2016	W	10-0
Feb. 27, 2016	W	9-2
Feb. 28, 2016	W	8-2

Arkansas State (19-24)

Feb. 19, 1992	L	1-9
Apr. 9, 1992	W	11-7
1993	W	12-4
1993	L	1-5
Mar. 4, 1994	L	4-6

Eastern Kentucky Colonels

May 17-19 at Richmond, Ky.

Location.....Richmond, Ky.
Founded.....1906
Enrollment.....17,034
Colors.....Maroon & White
Head Coach.....Edwin Thompson
School Record (Years).....24-31 (1)
Career Record (Years).....61-64 (3)
2017 Overall Record.....24-31
2017 OVC Record (Finish).....13-17 (8th)
Home Field.....Earle Combs Stadium
Press Box Phone.....(859) 358-8359
Baseball Contact.....Don Hawkins
Phone.....(859) 622-2006
Email.....donald_hawkins25@mymail.eku.edu
Website.....EKUSports.com

Apr. 26, 1994	L	2-6
Apr. 4, 1995	L	5-9
Apr. 9, 1996	L	7-9
Apr. 16, 1997	L	3-4
Mar. 3, 1999	L	2-4
Apr. 26, 2000	W	7-4
Apr. 18, 2000	W	10-9
Mar. 13, 2004	W	6-4
Mar. 5, 2002	W	2-1
Apr. 9, 2002	L	1-6
Mar. 4, 2003	L	3-7
Apr. 15, 2003	W	7-6
Feb. 25, 2004	W	12-9
May 11, 2004	W	6-4
Mar. 29, 2005	L	0-9
Apr. 19, 2005	L	2-3
Feb. 15, 2006	L	3-4
Mar. 6, 2007	L	5-6
Apr. 9, 2008	L	3-8
Apr. 22, 2008	W	12-3
Apr. 1, 2009	L	1-12
Apr. 22, 2009	L	11-17
Mar. 24, 2010	W	6-4
Apr. 14, 2010	L	6-9
Apr. 5, 2011	W	8-5
Apr. 19, 2011	W	13-7
Mar. 27, 2012	L	5-10
Apr. 17, 2012	W	5-3
Apr. 2, 2013	L	8-9
Apr. 16, 2013	L	4-5
Feb. 25, 2014	L	3-8
Apr. 1, 2014	W	7-0
Mar. 25, 2015	W	6-5
Mar. 31, 2015	L	10-12
Apr. 5, 2016	W	4-2
Apr. 12, 2016	W	13-8

SERIES RESULTS (SINCE 1992)

GOSOUTHEAST.COM 75

SERIES RESULTS (SINCE 1992)

May 2, 2009	L	7-8	May 20, 1999	L	6-13	May 18, 2017	W	14-6	Hannibal-LaGrange			Jackson State		
May 2, 2009	L	7-8	May 21, 1999	L	4-6	May 19, 2017	W	8-4	(2-0)			(6-1)		
May 21, 2010	L	5-8	May 19, 2000	W	15-5	May 20, 2017	W	16-3	Feb. 28, 2012	W	13-6	Feb. 23, 2001	W	13-4
May 21, 2010	L	5-7	May 13, 2000	W	10-4				Feb. 29, 2012	W	6-5	Feb. 25, 2006	W	7-5
May 22, 2010	W	10-0	May 13, 2000	W	6-5	Evansville			Harris-Stowe			Feb. 25, 2006	W	8-7
May 26, 2010	L	5-10	May 14, 2000	L	4-11	(2-4)			(7-0)			Feb. 26, 2006	W	9-5
May 20, 2011	W	9-6	Apr. 7, 2001	W	8-2	Mar. 13, 2002	L	5-7	Mar. 1, 2001	W	8-0	Feb. 17, 2007	W	2-0
May 20, 2011	W	9-5	Apr. 7, 2001	W	7-0	Apr. 10, 2002	W	15-5	Apr. 21, 2010	W	10-2	Feb. 17, 2007	W	7-4
May 21, 2011	W	8-7	Apr. 8, 2001	L	2-9	May 4, 2005	L	6-13	Feb. 22, 2011	W	2-0	Feb. 18, 2007	L	10-12
Mar. 30, 2012	L	1-5	Apr. 6, 2002	W	7-4	Mar. 1, 2006	L	6-7	Feb. 21, 2012	W	8-6			
Mar. 31, 2012	W	12-5	Apr. 6, 2002	W	2-0	Apr. 2, 2008	L	7-8	Feb. 19, 2013	W	12-1	Jacksonville State		
May 25, 2012	L	6-7	Apr. 7, 2002	L	6-9	Apr. 21, 2009	W	9-4	Feb. 19, 2014	W	6-4	(27-26)		
Apr. 1, 2012	L	0-10	Apr. 12, 2003	L	9-10				Mar. 22, 2016	W	18-10	Apr. 3, 2004	L	2-12
Apr. 19, 2013	L	2-4	Apr. 12, 2003	W	15-5	Florida A&M						Apr. 3, 2004	W	10-3
Apr. 20, 2013	W	25-6	Apr. 13, 2003	L	5-8	(1-0)			Illinois State			Apr. 4, 2004	L	14-15
Apr. 21, 2013	L	3-13	May 21, 2003	L	6-12	Mar. 14, 1994	W	14-5	(1-11)			May 29, 2004	L	1-5
Apr. 17, 2014	W	7-5	May 2, 2004	L	4-11				Mar. 4, 1995	W	10-5	May 29, 2004	W	7-6
Apr. 18, 2014	W	11-7	May 2, 2004	L	0-3	Florida Atlantic			Mar. 4, 1995	L	5-12	Apr. 2, 2005	L	3-6
Apr. 19, 2014	L	3-10	May 28, 2004	W	9-7	(0-1)			Mar. 5, 1995	L	6-13	Apr. 2, 2005	W	3-0
May 22, 2014	W	8-6	Apr. 30, 2005	L	2-3	June 1, 2002	L	6-12	Mar. 11, 2007	L	4-5	Apr. 3, 2005	L	7-8
Apr. 10, 2015	W	21-1	May 1, 2005	L	1-3				Mar. 10, 2007	L	2-8	Apr. 8, 2006	L	3-9
Apr. 11, 2015	L	5-9	May 1, 2005	L	11-12	Florida State			Mar. 9, 2007	L	5-8	Apr. 8, 2006	W	8-6
Apr. 12, 2015	W	5-0	May 6, 2006	W	11-2	(0-2)			Mar. 3, 2012	L	2-8	Apr. 9, 2006	L	7-21
Apr. 15, 2016	W	15-1	May 7, 2006	L	3-8	Mar. 12, 1994	L	3-15	Mar. 3, 2012	L	11-13	Apr. 6, 2007	L	3-4
Apr. 16, 2016	W	12-11	May 7, 2006	L	5-6	Mar. 13, 1994	L	3-13	Mar. 4, 2013	L	4-14	Apr. 6, 2007	W	5-3
Apr. 17, 2016	W	20-7	May 26, 2006	L	10-14				Feb. 20, 2015	L	3-7	Apr. 7, 2007	W	3-2
Apr. 7, 2017	W	7-3	May 6, 2007	W	1-0	Fort Wayne			Feb. 21, 2015	L	3-8	May 24, 2007	L	2-15
Apr. 8, 2017	L	4-5	May 6, 2007	L	1-2	(11-1)			Feb. 21, 2015	L	5-6	Apr. 12, 2008	L	6-16
Apr. 9, 2017	W	7-6	May 10, 2008	W	5-4	Feb. 26, 2010	W	5-0				Apr. 12, 2008	L	3-4
Eastern Kentucky (45-38)			May 11, 2008	L	1-3	Feb. 27, 2010	W	3-2	Indiana State			Apr. 13, 2008	L	7-10
			May 11, 2008	W	8-7	Feb. 28, 2010	W	6-5	(0-3)			May 22, 2008	L	6-7
			May 8, 2009	L	13-14	Feb. 24, 2012	W	7-1	Mar. 3, 2006	L	1-8	May 24, 2008	W	6-4
Apr. 11, 1992	L	3-6	May 9, 2009	W	12-2	Feb. 25, 2012	L	4-6	Mar. 4, 2006	L	6-10	Apr. 4, 2009	W	18-4
Apr. 12, 1992	W	9-0	May 10, 2009	L	10-11	Feb. 26, 2012	W	26-7	May 8, 2015	L	7-8	Apr. 4, 2009	L	7-8
Apr. 12, 1992	L	4-8	Apr. 2, 2010	W	17-9	Feb. 21, 2014	W	18-0	May 9, 2015	L	3-4	Apr. 5, 2009	W	7-4
1993	L	4-5	Apr. 2, 2010	W	7-4	Feb. 22, 2014	W	7-6	May 10, 2015	L	7-8	Apr. 25, 2010	W	10-5
1993	L	5-11	Apr. 3, 2010	W	8-7	Feb. 23, 2014	W	6-4				Apr. 25, 2010	W	6-5
Apr. 30, 1994	W	3-0	Apr. 2, 2011	W	7-6	May 16, 2014	W	6-3	Iowa			Apr. 22, 2011	L	2-5
Apr. 30, 1994	L	2-6	Apr. 2, 2011	W	13-6	May 16, 2014	W	9-7	(2-0)			Apr. 22, 2011	W	9-8
May 1, 1994	L	6-10	Apr. 3, 2011	L	5-11	May 17, 2014	W	8-6	Mar. 23, 1994	W	4-2	May 26, 2011	L	2-8
Apr. 22, 1995	L	0-2	Apr. 5, 2012	L	1-9				Mar. 23, 1994	W	2-1	May 28, 2011	L	12-15
Apr. 22, 1995	W	9-4	Apr. 6, 2012	L	6-9	Freed-Hardeman						May 4, 2012	W	5-3
May 13, 1995	W	7-4	Apr. 7, 2012	W	9-7	(5-0)			Iowa State			May 5, 2012	L	3-4
Apr. 5, 1996	W	6-5	Mar. 15, 2013	W	8-6	Apr. 7, 2004	W	12-4	(8-1)			May 6, 2012	L	7-8
Apr. 6, 1996	L	0-4	Mar. 16, 2013	W	5-3	Mar. 13, 2005	W	8-1	Feb. 21, 1998	W	10-2	May 23, 2012	W	4-1
Apr. 6, 1996	W	4-1	Mar. 16, 2013	L	1-7	Mar. 27, 2007	W	5-0	Feb. 21, 1998	W	7-0	Apr. 26, 2013	L	8-9
Mar. 28, 1997	L	2-24	May 24, 2013	L	9-12	Mar. 28, 2007	W	27-16	Feb. 22, 1998	L	5-6	Apr. 28, 2013	L	2-5
Mar. 28, 1997	L	2-3	Mar. 14, 2014	W	15-8	Mar. 16, 2010	W	13-1	Feb. 19, 2000	W	11-4	Apr. 28, 2013	L	3-4
Mar. 29, 1997	W	10-7	Mar. 15, 2014	W	13-11				Feb. 20, 2000	W	4-0	Apr. 25, 2014	W	11-6
May 8, 1998	W	12-8	Mar. 15, 2014	W	9-4	Georgia Tech			Feb. 20, 2000	W	4-3	Apr. 26, 2014	W	1-0
Mar. 21, 1998	W	3-2	Mar. 8, 2015	L	1-5	(0-4)			Feb. 10, 2001	W	5-4	Apr. 27, 2014	L	3-5
Mar. 21, 1998	W	7-1	Mar. 8, 2015	W	12-6	May 22, 1998	L	5-14	Feb. 11, 2001	W	3-2	May 24, 2014	L	2-6
Mar. 22, 1998	L	4-8	Mar. 9, 2015	W	13-1	Apr. 10, 1998	L	2-13	Feb. 11, 2001	W	3-0	Apr. 17, 2015	W	5-4
Mar. 20, 1999	W	1-0	Mar. 11, 2016	W	2-1	Apr. 11, 1998	L	4-14				Apr. 18, 2015	W	9-5
Mar. 20, 1999	W	11-4	Mar. 12, 2016	W	7-3	Apr. 11, 1998	L	5-6				Apr. 18, 2015	W	6-3
Mar. 21, 1999	L	5-12	Mar. 13, 2016	W	4-1							May 22, 2015	W	12-2

Southeast Missouri State **REDHAWKS**

SERIES RESULTS (SINCE 1992)

Apr. 22, 2016	L	2-6	Louisiana Tech			Mar. 8, 2002	L	1-9	Apr. 26, 1997	L	9-10	Apr. 29, 1998	L	6-12
Apr. 23, 2016	W	13-6	(0-1)			Mar. 9, 2002	W	7-4	Apr. 27, 1997	L	6-12	Apr. 14, 1998	L	8-11
Apr. 24, 2016	W	11-2	June 4, 2016	L	4-9	Mar. 10, 2002	W	11-3	May 15, 1997	W	4-0	Apr. 13, 1999	L	4-8
May 28, 2016	L	7-11				Mar. 1, 2003	L	1-6	Apr.18, 1998	W	10-9	May 10, 2000	W	9-6
May 29, 2016	W	10-7	Louisville			Mar. 1, 2003	W	5-0	Apr. 18, 1998	L	7-10	Apr. 3, 2001	L	2-7
May 29, 2016	W	14-8	(1-0)			Mar. 2, 2003	L	6-14	Apr. 19, 1998	W	8-4	Apr. 2, 2002	W	8-5
Apr. 13, 2017	W	7-6	Apr. 22, 1996	W	16-8	Mar. 17, 2006	L	1-5	Apr. 17, 1999	W	10-2	May 7, 2002	W	5-2
Apr. 14, 2017	W	1-0				Mar. 18, 2006	L	1-15	Apr. 17, 1999	W	4-0	Mar. 11, 2003	L	8-9
Apr. 15, 2017	L	7-17	Lyon College			Apr. 24, 2007	W	6-12	Apr. 18, 1999	L	6-9	Apr. 30, 2003	L	10-11
May 24, 2017	W	13-10	(2-0)			Apr. 25, 2007	W	8-19	May 20, 2000	L	4-11	May 19, 2004	L	11-11
						Mar. 10, 2008	W	9-8	May 18, 2000	L	2-3	Mar. 24, 2004	L	3-6
						Feb. 24, 2009	W	11-6	Mar. 15, 2008	W	3-2	Apr. 6, 2005	W	8-5
Kansas						Mar. 16, 2008	L	0-2	Apr. 9, 2000	L	5-8	Apr. 13, 2005	L	2-10
(0-7)						May 16, 2013	L	6-9	Apr. 16, 2003	L	9-11	Mar. 29, 2006	W	3-2
Feb. 28, 1992	L	1-17	Martin Methodist			May 17, 2013	W	3-2						
Feb. 29, 1992	L	3-14	(1-0)			May 18, 2013	W	9-4	Mississippi					
Mar. 1, 1992	L	1-14	Feb. 16, 2000	W	3-2	Feb. 28, 2014	L	4-8	(2-16)					
Mar. 5, 1994	L	5-19				Mar. 1, 2014	L	5-9	Mar. 13, 1997	L	6-7	Apr. 4, 2007	L	5-9
Mar. 6, 1994	L	4-5	McKendree			Mar. 1, 2014	L	2-3	Feb. 13, 1998	L	4-7	Apr. 30, 2013	W	9-7
Mar. 7, 1994	L	1-7	(3-0)											
Apr. 25, 2006	L	0-6	Apr. 3, 1992	W	5-0	Mid-Continent								
						Apr. 3, 1992	W	8-1	(3-1)					
Kansas State						Apr. 1, 1998	W	13-1	May 5, 2010	W	16-12	Feb. 24, 1999	W	1-0
(1-0)														
Apr. 22, 2003	W	9-5	McNeese State			Mar. 30, 2011	W	2-0	Mar. 3, 2000	L	1-5	Mar. 28, 2017	W	6-5
						Apr. 3, 2012	L	9-10	Mar. 4, 2000	L	4-7			
Lamar						Feb. 17, 2006	W	8-1	Feb. 20, 2013	W	9-1	Feb. 17, 2001	L	0-1
(0-3)						Feb. 18, 2006	L	6-7						
Feb. 19, 2016	L	1-2	Feb. 19, 2006	L	0-10	Mid-Eastern Shore			Feb. 18, 2001	W	5-2	Apr. 16, 1996	W	5-2
Feb. 20, 2016	L	1-2				(1-0)			Mar. 2, 2004	L	1-8	Mar. 4, 1997	L	2-4
Feb. 21, 2016	L	2-5	Memphis			Mar. 11, 1994	W	4-3	Mar. 3, 2004	L	6-15	Apr. 1, 1998	W	8-0
						(20-24)			Mar. 15, 2005	L	5-6	Apr. 11, 2000	W	3-2
Lincoln (MO)						Feb. 22, 1992	L	8-12	Michigan State			Mar. 16, 2005	L	0-3
(2-0)						Feb. 23, 1992	L	3-11	(0-2)			May 17, 2011	L	6-10
Mar. 26, 2003	W	7-2	1993	L	1-9	Mar. 5, 2010	L	7-8	Mar. 8, 2016	L	2-10	Missouri S&T		
Mar. 26, 2003	W	17-0	1993	L	1-4	Mar. 7, 2010	L	0-9	Mar. 9, 2016	L	4-6	Apr. 28, 2015	W	11-10
						Feb. 19, 1994	L	4-6						
Lipscomb						Apr. 19, 1994	W	2-1	Middle Tennessee			Mississippi State		
(6-1)						Feb. 18, 1995	W	13-6	(12-20)			(0-6)		
Mar. 20, 2001	L	2-3	Mar. 1, 1995	W	2-0	Mar. 21, 1992	L	1-10	Feb. 25, 1997	L	3-13	Apr. 22, 1992	L	1-6
Mar. 20, 2001	W	7-1	Feb. 17, 1996	L	7-15	Mar. 21, 1992	W	1-0	Feb. 26, 1997	L	4-10	Apr. 22, 1992	W	13-10
Apr. 20, 2002	W	3-1	Apr. 8, 1996	W	4-2	1993	L	2-14	Mar. 5, 2010	L	7-10	1993	L	4-5
Mar. 18, 2003	W	6-5	Apr. 17, 1996	L	6-7	1993	W	2-1	Mar. 6, 2010	L	2-3	1993	L	1-6
Mar. 18, 2003	W	9-3	Apr. 17, 1996	W	12-4	1993	L	1-2	Mar. 25, 2014	L	2-3	Apr. 13, 1994	L	1-3
Apr. 8, 2003	W	6-2	Apr. 23, 1997	L	3-5	1993	L	4-9	June 3, 2016	L	5-9	Apr. 13, 1994	L	1-5
Apr. 8, 2003	W	5-2	Apr. 23, 1997	W	3-0	Apr. 1, 1994	W	11-4						
						Feb. 15, 1997	L	3-8	Apr. 1, 1994	L	6-8	Missouri		
						Feb. 16, 1997	L	5-7	Apr. 2, 1994	W	3-2	(11-22)		
Long Island						Mar. 12, 1998	W	7-0	Mar. 25, 1995	L	0-5	May 8, 1992	L	0-17
(0-1)						Feb. 24, 1998	L	5-6	Mar. 25, 1995	L	1-2	May 9, 1992	L	0-16
1993	L	4-8	Mar. 24, 1999	W	4-3	Mar. 26, 1995	L	4-6	May 9, 1992	L	6-7	Mar. 9, 1997	L	1-4
Louisiana-Lafayette						Mar. 15, 2000	W	12-9	May 14, 1995	W	5-4	Mar. 25, 1998	W	18-17
(2-1)						Feb. 22, 2000	W	9-4	May 15, 1995	L	5-6	Mar. 20, 1995	L	1-11
Feb. 18, 2011	W	4-2	May 8, 2001	L	1-2	May 16, 1995	L	4-6	Mar. 19, 1996	L	7-8	Feb. 27, 2000	W	11-6
Feb. 19, 2011	W	9-1	May 8, 2001	L	3-13	Apr. 27, 1996	W	6-3	Apr. 2, 1996	L	2-7	Feb. 27, 2000	W	5-3
Feb. 20, 2011	L	2-4	Apr. 10, 2001	W	14-4	Apr. 27, 1996	L	2-12	Apr. 30, 1997	L	2-4	Apr. 24, 2001	W	11-9
						Apr. 11, 2001	L	5-13	Apr. 26, 1997	L	3-12	May 8, 1997	L	2-10

Southeast Missouri State REDHAWKS

SERIES RESULTS (SINCE 1992)

Mar. 30, 1999	L	1-8	May 10, 1997	L	2-5	Mar. 23, 2014	W	7-1	Mar. 25, 2005	W	15-10	New Orleans		
Mar. 8, 2000	W	14-8	May 10, 1997	L	7-9	Mar. 15, 2015	W	8-6	Mar. 25, 2005	L	6-7	(3-0)		
Apr. 3, 2001	L	2-7	May 11, 1997	W	10-8	Mar. 15, 2015	L	7-11	Mar. 26, 2005	L	6-7	Feb. 15, 2013	W	7-4
Mar. 22, 2002	L	3-5	May 2, 1998	L	1-2	Mar. 16, 2015	W	14-6	Apr. 1, 2006	W	1-0	Feb. 16, 2013	W	6-1
Mar. 23, 2002	L	9-11	May 3, 1998	W	6-1	May 23, 2015	L	3-16	Apr. 1, 2006	W	5-0	Feb. 17, 2013	W	11-2
Mar. 24, 2002	L	3-9	May 3, 1998	L	3-4	Mar. 18, 2016	W	5-1	Apr. 2, 2006	W	7-0			
May 6, 2003	L	1-3	May 7, 1998	W	10-9	Mar. 19, 2016	W	5-4	Mar. 31, 2007	W	6-5	Northeast Illinois		
May 7, 2003	L	5-11	May 1, 1999	W	10-2	Mar. 20, 2016	W	6-5	Apr. 1, 2007	W	17-3	(7-6)		
Mar. 19, 2004	W	5-2	May 1, 1999	W	12-2	May 27, 2016	W	3-0	Apr. 1, 2007	L	5-6	Mar. 23, 1992	L	2-11
Mar. 20, 2004	W	8-2	May 2, 1999	W	19-1	Mar. 9, 2017	L	9-12	May 23, 2007	W	10-7	Mar. 24, 1992	L	4-10
Mar. 21, 2004	L	2-6	Apr. 21, 2000	W	11-1	Mar. 10, 2017	L	5-17	Apr. 5, 2008	W	3-2	1993	L	1-3
May 17, 2005	L	2-10	Apr. 21, 2000	W	7-0	Mar. 10, 2017	L	2-3	Apr. 5, 2008	L	3-5	1993	W	4-1
May 18, 2005	L	6-11	Apr. 22, 2000	W	3-2				Apr. 6, 2008	W	9-8	Mar. 18, 1994	L	1-2
Mar. 22, 2006	L	2-5	Mar. 17, 2001	W	8-6	Murray State			Apr. 10, 2009	L	2-25	Mar. 19, 1994	W	3-0
Mar. 25, 2008	W	6-2	Mar. 17, 2001	L	3-4	(46-36)			Apr. 11, 2009	L	1-3	Mar. 19, 1994	L	10-12
Mar. 26, 2008	L	6-7	Mar. 18, 2001	W	5-1	Apr. 4, 1992	W	6-5	Apr. 11, 2009	W	9-6	Apr. 17, 1995	W	8-3
Mar. 17, 2009	L	2-13	May 18, 2002	W	9-3	Apr. 4, 1992	L	2-4	May 2, 2010	L	9-13	Apr. 17, 1995	W	4-0
Mar. 18, 2009	L	3-16	May 18, 2002	W	9-2	Apr. 5, 1992	W	12-1	May 2, 2010	L	3-5	Feb. 24, 1996	L	4-5
Mar. 10, 2010	W	12-11	May 19, 2002	L	10-16	1993	L	2-4	May 27, 2010	L	9-13	Feb. 24, 1996	W	9-1
Mar. 15, 2011	W	8-7	May 22, 2002	W	9-6	1993	W	8-0	Apr. 30, 2011	W	17-7	Feb. 25, 1996	W	16-15
Mar. 16, 2011	L	1-2	May 9, 2003	W	22-8	May 7, 1994	L	2-6	Apr. 30, 2011	W	5-4	Feb. 25, 1996	W	10-2
Mar. 20, 2012	L	1-8	May 9, 2003	W	11-4	May 7, 1994	W	2-1	May 1, 2011	L	2-6			
Mar. 27, 2013	L	4-11	May 11, 2003	L	5-7	May 8, 1994	W	4-2	May 11, 2012	W	7-1	North Dakota		
Mar. 11, 2014	W	6-5	May 8, 2004	W	10-5	Apr. 29, 1995	W	5-4	May 12, 2012	L	2-7	(4-2)		
Apr. 7, 2015	L	1-2	May 8, 2004	W	3-1	Apr. 30, 1995	L	0-3	May 13, 2012	W	9-8	Mar. 13, 2010	W	15-4
Mar. 15, 2017	W	5-4	May 9, 2004	W	17-10	Apr. 30, 1995	W	7-3	May 3, 2013	L	0-4	Mar. 13, 2010	L	5-6
Missouri-St. Louis (0-2)			May 26, 2005	L	1-6	Apr. 13, 1996	L	0-6	May 4, 2013	L	4-5	Mar. 14, 2010	W	14-4
			May 7, 2005	L	0-3	Apr. 13, 1996	W	6-4	May 5, 2013	W	7-4	Mar. 11, 2011	L	6-8
			May 7, 2005	W	8-7	Apr. 14, 1996	W	12-1	May 2, 2014	W	6-5	Mar. 12, 2011	W	13-6
Apr. 3, 1996	L	7-6	May 8, 2005	W	16-4	Mar. 15, 1997	L	4-5	May 3, 2014	W	8-6	Mar. 13, 2011	W	15-0
Mar. 17, 1999	L	1-12	May 13, 2006	L	4-7	Mar. 15, 1997	W	3-2	May 4, 2014	L	6-11			
Missouri Valley (2-0)			May 13, 2006	L	0-4	Mar. 16, 1997	L	8-9	Apr. 24, 2015	W	10-3	North Dakota State		
			May 14, 2006	W	13-7	Mar. 7, 1998	W	9-5	Apr. 25, 2015	W	17-12	(1-2)		
			May 12, 2007	W	4-3	Mar. 7, 1998	W	19-0	Apr. 26, 2015	W	10-2	Feb. 22, 2013	L	2-7
Mar. 29, 2003	W	4-3	May 12, 2007	W	3-2	Mar. 8, 1998	L	3-12	Apr. 28, 2016	W	10-3	Feb. 23, 2013	L	6-9
Mar. 29, 2003	W	5-0	May 13, 2007	L	8-9	May 8, 1999	L	3-9	Apr. 29, 2016	L	3-4	Feb. 23, 2013	W	13-7
Morehead State (47-38)			May 16, 2008	W	9-6	May 8, 1999	W	8-5	Apr. 30, 2016	W	7-4			
			May 16, 2008	L	8-10	May 9, 1999	L	4-8	Apr. 21, 2017	L	7-9	Northern Colorado		
			May 17, 2008	L	12-13	Apr. 29, 2000	L	4-5	Apr. 23, 2017	W	4-3	(1-3)		
Apr. 25, 1992	L	0-3	May 15, 2009	L	10-12	Apr. 29, 2000	W	4-1	Apr. 23, 2017	L	1-11	Feb. 29, 2008	L	1-4
Apr. 25, 1992	W	1-0	May 15, 2009	L	3-10	Apr. 30, 2000	L	3-9	May 26, 2017	L	5-8	Mar. 1, 2008	L	3-7
Apr. 26, 1992	W	2-0	May 16, 2009	L	6-9	Mar. 31, 2001	L	5-6	Nebraska (0-3)			Mar. 1, 2008	L	2-4
1993	L	4-16	May 21, 2009	L	5-7	Mar. 31, 2001	W	3-2				Mar. 2, 2008	W	14-13
1993	L	1-4	Mar. 27, 2010	W	23-10	Apr. 1, 2001	W	7-3						
1993	L	3-4	Mar. 27, 2010	L	11-12	Mar. 29, 2002	W	7-2	May 7, 2010	L	2-6	Northern Illinois		
Mar. 26, 1994	W	4-1	Mar. 28, 2010	W	15-7	Mar. 30, 2002	L	4-8	May 8, 2010	L	6-20	(6-1)		
Mar. 26, 1994	W	9-7	Mar. 27, 2011	W	3-2	Mar. 30, 2002	W	6-5	May 9, 2010	L	3-10	Mar. 6, 1999	W	6-5
Mar. 27, 1994	L	7-6	Mar. 27, 2011	L	4-14	May 23, 2002	L	3-4	New Mexico State (0-3)			Mar. 7, 1999	W	10-0
May 6, 1995	W	4-3	Apr. 13, 2012	L	2-7	May 16, 2003	W	13-8				Mar. 7, 1999	W	7-2
May 6, 1995	W	5-2	Apr. 14, 2012	W	9-4	May 17, 2003	W	10-4				Mar. 13, 2009	W	8-6
May 7, 1995	W	9-8	Apr. 15, 2012	L	14-16	May 17, 2003	W	6-0	Mar. 16, 2012	L	1-9	Mar. 14, 2009	W	11-10
Apr. 20, 1996	L	9-10	Mar. 22, 2013	L	2-4	May 23, 2003	L	3-4	Mar. 17, 2012	L	7-23	Mar. 14, 2009	W	15-5
Apr. 20, 1996	W	14-10	Mar. 23, 2013	L	8-11	Mar. 27, 2004	W	6-2	Mar. 17, 2012	L	6-8	Mar. 15, 2009	L	10-17
Apr. 21, 1996	W	15-5	Mar. 23, 2013	W	10-5	Mar. 27, 2004	W	19-5						
May 4, 1996	W	9-1	Mar. 21, 2014	L	8-9	Mar. 28, 2004	L	3-16						
May 5, 1996	L	0-4	Mar. 22, 2014	L	1-6	May 25, 2005	L	3-4						

SERIES RESULTS (SINCE 1992)

GOSOUTHEAST.COM 79

Southeast Missouri State REDHAWKS

SERIES RESULTS (SINCE 1992)

Stephen F. Austin (3-2)			Apr. 5, 2003	W	6-5	Troy (0-3)			Apr. 14, 2002	W	12-2	Washington (1-0)		
			Apr. 5, 2003	W	5-0				May 3, 2003	W	9-1			
May 13, 2016	L	2-3	May 15, 2004	W	5-3	Mar. 4, 2011	L	0-9	May 3, 2003	W	14-2	Apr. 26, 1995	W	10-2
May 14, 2016	W	15-6	May 15, 2004	W	3-2	Mar. 5, 2011	L	1-2	May 4, 2003	W	20-5	Western Illinois (6-0)		
May 15, 2016	W	9-5	May 16, 2004	L	4-11	Mar. 6, 2011	L	2-7	May 21, 2004	W	12-4			
Feb. 17, 2017	L	2-3	May 14, 2005	W	10-1	Tulane (1-5)			May 21, 2004	W	9-2			
Feb. 19, 2017	W	3-1	May 14, 2005	W	20-10				May 21, 2005	L	16-17	Mar. 11, 1996	W	3-1
Tennessee State (6-0)			May 15, 2005	W	16-12				May 20, 2005	W	4-2	Mar. 12, 1996	W	8-5
			May 19, 2006	L	5-9	Mar. 1, 1996	W	9-8	May 20, 2005	W	6-4	Mar. 12, 1996	W	18-3
			May 19, 2006	W	10-5	Mar. 2, 1996	L	6-7	May 21, 2005	W	4-3	Feb. 24, 2017	W	22-2
Apr. 17, 1992	W	5-3	May 20, 2006	W	21-10	Mar. 3, 1996	L	9-14	Mar. 25, 2006	L	1-2	Feb. 25, 2017	W	5-4
Apr. 17, 1992	W	7-1	May 17, 2007	L	5-6	Feb. 11, 2005	L	0-9	Mar. 25, 2006	L	2-3	Feb. 26, 2017	W	5-1
Apr. 18, 1992	W	17-3	May 18, 2007	W	9-2	Feb. 12, 2005	L	3-6	Mar. 26, 2006	L	0-1	Western Kentucky (1-2)		
1993	W	12-1	May 19, 2007	L	6-9	Feb. 12, 2005	L	3-9	Mar. 24, 2007	W	7-5			
1993	W	10-2	Mar. 21, 2008	L	3-8	UT Arlington (1-1)			Mar. 24, 2007	W	7-6	Mar. 3, 1994	L	2-5
1993	W	11-0	Mar. 21, 2008	W	16-3				Mar. 25, 2007	W	18-8	Feb. 22, 1995	W	13-11
Tennessee Tech (51-36)			Mar. 22, 2008	W	7-8	Feb. 17, 2017	W	4-3	Mar. 29, 2008	W	19-6	Mar. 27, 1995	L	4-10
			May 23, 2008	W	8-4	Feb. 18, 2017	L	3-5	Mar. 28, 2009	W	9-7	Western Michigan (2-1)		
			Mar. 21, 2009	W	14-2	UT Martin (62-16-1)			Mar. 28, 2009	W	6-5			
May 2, 1992	W	11-3	Mar. 21, 2009	W	4-3				Mar. 29, 2009	W	12-8			
May 2, 1992	W	5-4	Mar. 22, 2009	W	7-4				Apr. 17, 2010	L	3-6	May 6, 2017	W	12-6
May 3, 1992	W	7-6	May 20, 2009	L	5-9				Apr. 17, 2010	L	4-12	May 6, 2017	W	8-5
1993	L	1-5	Apr. 10, 2010	W	4-3	Feb. 25, 1992	L	7-9	Apr. 18, 2010	W	15-1	May 7, 2017	L	6-8
1993	W	4-3	Apr. 10, 2010	W	11-9	1993	L	4-5	Apr. 16, 2011	W	8-2	Westminster College (1-0)		
1993	L	1-3	Apr. 11, 2010	L	8-12	1993	W	12-5	Apr. 16, 2011	W	8-2			
Apr. 9, 1994	L	4-11	Apr. 9, 2011	L	4-5	1993	L	1-5	Apr. 17, 2011	W	8-4			
Apr. 9, 1994	W	5-2	Apr. 9, 2011	L	5-9	Apr. 16, 1994	L	1-3	May 27, 2011	W	12-7			
Apr. 1, 1995	W	5-1	Apr. 10, 2011	W	13-8	Apr. 16, 1994	W	5-3	Apr. 27, 2012	L	4-5	Mar. 22, 2000	W	15-1
Apr. 1, 1995	W	6-1	May 27, 2011	W	6-1	Apr. 17, 1994	W	10-5	Apr. 28, 2012	W	13-1	Wichita State (1-4)		
Apr. 2, 1995	W	8-7	Apr. 20, 2012	W	9-6	Apr. 8, 1995	W	9-4	Apr. 29, 2012	W	14-2			
Mar. 16, 1996	L	1-6	Apr. 21, 2012	L	3-8	Apr. 8, 1995	W	14-12	Mar. 28, 2013	W	8-5			
Mar. 16, 1996	W	6-3	Apr. 22, 2012	W	3-1	Apr. 9, 1995	W	15-8	Mar. 29, 2013	W	9-6	Mar. 18, 1997	L	4-11
Mar. 17, 1996	L	0-4	May 10, 2013	L	1-16	Mar. 23, 1996	W	7-5	Mar. 30, 2013	W	7-2	Mar. 19, 1997	W	14-6
Mar. 22, 1997	L	3-6	May 11, 2013	L	6-11	Mar. 24, 1996	L	2-4	Mar. 28, 2014	W	13-0	May 21, 1998	L	4-7
Mar. 22, 1997	W	3-2	May 12, 2013	L	1-5	May 3, 1997	L	0-6	Mar. 29, 2014	W	9-3	Feb. 23, 2002	L	4-9
Mar. 23, 1997	L	2-10	May 23, 2013	L	1-5	May 3, 1997	L	7-8	Mar. 30, 2014	W	11-1	Feb. 24, 2002	L	7-8
May 16, 1997	W	9-5	May 9, 2014	W	12-8	May 4, 1997	W	5-4	Mar. 20, 2015	W	16-2	William Jewell (1-0)		
May 19, 1997	L	8-10	May 10, 2014	W	9-8	Apr. 25, 1998	W	4-3	Mar. 21, 2015	W	13-0			
May 19, 1997	L	4-8	May 11, 2014	L	10-21	Apr. 25, 1998	W	13-0	Mar. 22, 2015	W	5-4			
Mar. 14, 1998	L	1-2	May 23, 2014	L	2-9	Apr. 26, 1998	W	11-7	Mar. 24, 2016	W	19-6	Mar. 13, 1992	W	6-4
Mar. 14, 1998	W	13-6	May 1, 2015	W	9-1	Mar. 12, 1999	W	12-7	Mar. 25, 2016	W	15-6	William Woods (1-0)		
Mar. 15, 1998	L	2-7	May 2, 2015	L	5-11	Mar. 12, 1999	L	6-7	Mar. 26, 2016	W	26-2			
May 15, 1999	L	0-2	May 3, 2015	L	10-11	Apr. 24, 1999	W	11-2	Mar. 17, 2017	W	14-1			
May 15, 1999	W	10-4	May 22, 2015	W	14-1	Apr. 24, 1999	W	6-0	Mar. 18, 2017	W	5-4	Mar. 21, 2001	W	24-3
May 16, 1999	W	14-6	May 6, 2016	L	2-7	Apr. 25, 1999	W	11-2	Mar. 19, 2017	W	13-4	Wright State (2-4)		
May 6, 2000	L	8-9	May 7, 2016	L	3-4	Apr. 15, 2000	W	8-7	Valparaiso (3-0)					
May 6, 2000	W	8-5	May 8, 2016	W	7-1	Apr. 15, 2000	W	8-5						
May 7, 2000	W	15-11	Apr. 28, 2017	L	4-8	Apr. 16, 2000	W	16-0	Mar. 19, 2010	W	17-4	Mar. 18, 2011	L	5-6
May 5, 2001	W	3-1	Apr. 29, 2017	L	8-9	Mar. 12, 2000	W	13-4	Mar. 19, 2010	W	5-3	Mar. 19, 2011	W	5-1
May 5, 2001	W	7-3	Apr. 29, 2017	W	11-9	Mar. 12, 2000	W	6-0	Mar. 20, 2010	W	8-7	Mar. 20, 2011	L	3-5
May 6, 2001	W	11-0	May 25, 2017	L	9-14	Apr. 13, 2001	W	7-0	Vanderbilt (1-1)			Mar. 9, 2012	W	10-7
May 4, 2002	W	7-2				Apr. 13, 2001	W	18-9				Mar. 10, 2012	L	0-2
May 4, 2002	L	2-9				Apr. 15, 2001	L	6-8				Mar. 11, 2012	L	5-6
May 5, 2002	W	12-6				Apr. 13, 2002	W	12-8	Apr. 1, 2008	W	12-8			
May 24, 2002	W	9-2				Apr. 13, 2002	W	16-3	May 13, 2014	L	4-10			
May 25, 2002	W	13-1												



 **YOUR
REDHAWKS**

**THIS IS
THE OVC**

Southeast Missouri State **REDHAWKS**

OVC HISTORY

Now in its 70th year, the Ohio Valley Conference continues to build on the success that has made it the nation's eighth-oldest NCAA Division I conference.

In May 2011 the Conference expanded for the second time in four years, adding Belmont University which began competition in the 2012-13 academic year. The addition of Belmont gave the OVC 12 members, the most the league has had at one time in its illustrious history. The move added a second team in the city of Nashville and was the first addition to the league since Southern Illinois University Edwardsville joined in 2008. Subsequently, the league has shown its stability over the past decade, seeing only one member institution depart over the past 17 years.

The 2009-10 school year saw a change in leadership as Beth DeBauche was named the seventh full-time Commissioner in league history on July 28, 2009. The last three commissioners of the OVC have moved onto jobs as the commissioner of the Big Ten, Big 12 and the Mid-American Conferences.

The OVC's proud history dates back to 1948, but seeds for the new league were actually planted in 1941. It was then that Roy Stewart, the athletics director at Murray State, Charles "Turkey" Hughes, the athletics director at Eastern Kentucky, and Kelly Thompson, the public relations director at Western Kentucky, first broached the idea of forming a new conference. Discussions were put on hold by World War II, but reemerged February 27-28, 1948 at the Kentucky Hotel in Louisville as the three original institutions combined with Morehead State, Louisville and Evansville to form the OVC.

In the 1950s, the OVC became a pioneer on a much more significant scale socially. During times of racial segregation, league member Morehead State became one of the first non-traditionally black mid-southern institutions to accept a black student. In 1958 Marshall Banks earned athletically-related aid at Morehead, which signed

a second black athlete, Howard Murphy, a year later. In 1961 Murphy earned all-conference recognition as a halfback in football. With racial barriers broken, the rest of the institutions in the league began to provide educational and athletic opportunities to African-Americans.

After Title IX legislation passed in 1972, women's athletics began a rebirth on the national scene as the NCAA began sponsoring and marketing women's sports. Recognizing the need to provide increased opportunities for female athletes, the OVC began formulating plans for women's athletics in 1975 and established women's championships in the sports of basketball, tennis and track in 1977, with cross country and volleyball added over the next four years. Those sports were initially governed by the Association of Intercollegiate Athletics for Women (AIAW), but the overall strength of women's programs in the league was demonstrated by the automatic bids the OVC instantly received when the NCAA became the governing body in 1982. The conference added women's golf and softball in 1994 and women's soccer in 1998.

Through the past 69 years, 15 teams have won or shared the league's football title. The list is led by Eastern Kentucky, winner of 21 outright or shared football crowns, which is tied for the most in Football Championship Subdivision history (with Massachusetts). Among OVC teams, former member Middle Tennessee is next with 11 titles, followed by Tennessee Tech with 10, and Murray State and former member Western Kentucky with eight apiece. Eastern Illinois has claimed seven football crowns and Jacksonville State has six, while Morehead State, Tennessee State and former members Evansville and East Tennessee State have captured two apiece. Austin Peay, Southeast Missouri, UT Martin and former member Youngstown State have one title apiece.

Murray State and Evansville tied for the initial football championship, and the Racers participated in the first-ever bowl game by an OVC

team, tying Sul Ross State 21-21 in the 1948 Tangerine Bowl. From 1948 to 1975, OVC teams played in 15 bowl games, winning eight of them. Eastern Kentucky and Western Kentucky were also participants in the NCAA Division II playoffs in the early and mid-1970s prior to the NCAA's reclassification of football programs into Division I-AA. The term "I-AA" lasted until the end of the 2006 season when it was changed to Division I Football Championship Subdivision (FCS).

The first Division I-AA/FCS football playoff was held in 1978 with only four teams, which is the only year through present day that the OVC did not field a playoff representative. In 1979, four of the nation's top teams were invited to the playoffs, and two of them - Eastern Kentucky and Murray State - were from the OVC. Murray dropped its semifinal game to Lehigh, but the Colonels nipped Nevada-Reno in double overtime and claimed the national championship a week later with a 30-7 victory over Lehigh. EKU was coached by former All-America quarterback Roy Kidd, who was in his 16th year at the helm of his alma mater and who skipped the Colonels to a second national title three years later. Following the 2002 season, Kidd retired after 39 years at EKU; upon retirement, he ranked sixth all-time among Division I coaches with 315 victories, earning him a spot in the College Football Hall of Fame. EKU's 21 FCS playoff appearances are the second most all-time (behind only Montana's 23 berths).

In addition to Kidd, other coaching legends in the OVC include Charles "Bubber" Murphy, who coached at Middle Tennessee from 1947-1968, Western Kentucky's Jimmy Feix (1968-83), Wilburn Tucker (1954-67) and Don Wade (1968-82) of Tennessee Tech, Bill Ferguson (1967-77) of Murray State, Guy Penny (1959-67) of Morehead State and Boots Donnelly (1977-78 at Austin Peay; 1979-1998 at Middle Tennessee). Following the 2011 season Eastern Illinois head coach Bob Spoo retired after 25 years at the school (the last 16 as members

of the OVC). In his time as an OVC coach he compiled 92 total victories (fifth-most in league history) and 68 OVC wins (fourth-most in league history) and was inducted into the OVC Hall of Fame in 2012. In 2016 former Murray State head coach Frank Beamer (1981-86) was inducted into the OVC Hall of Fame; he introduced his wide tackle six defense to the OVC and compiled a 43-23-2 record with the Racers before leaving for his alma mater Virginia Tech where he won 280 games in 29 seasons.

A sampling of former OVC football stars, some of whom were All-Americans during their collegiate careers before achieving stardom at the professional ranks, include Jim Youngblood and Larry Schreiber (Tennessee Tech), Phil Simms (Morehead State), Virgil Livers and Dale Lindsey (Western Kentucky), Myron Guyton and Chad Bratzke (Eastern Kentucky), Cortland Finnegan (Samford) and Tony Romo and Jimmy Garoppolo (Eastern Illinois). In 2008, former Tennessee State standout Dominique Rodgers-Cromartie became just the fourth NFL First Round draft pick in OVC history when he was selected 16th overall by the Arizona Cardinals. He would break into the starting lineup halfway through his rookie season and started at cornerback for the Cardinals in Super Bowl XLIII.

The 2007 season marked a return to scholarship football and the OVC for the Austin Peay Governors. Following the 1996 season the Governors dropped scholarship football and competed as both an independent (1997-00, 2006) and as a member of the Pioneer Football League (2001-05).

The 2007 season also brought new vernacular to the Ohio Valley Conference and the division formerly known as I-AA. Beginning with the 2006 National Championship game the term I-AA was changed to NCAA Football Championship Subdivision (FCS) in a decision by the Division I Board of Directors. The new label was chosen to communicate in a positive and clear manner the unique differences between Division

Southeast Missouri State **REDHAWKS**

OVC HISTORY

I football categories (chiefly, the post-season opportunity) while still defining them within the Division I experience. The FCS includes programs that compete in an effort to participate in the NCAA championship postseason structure (one of 90 NCAA national championships) as opposed to the Football Bowl Subdivision (FBS) which competes in an effort to participate in the postseason bowl system (the 40 NCAA-licensed events which includes the College Football Playoff).

In 2010 Southeast Missouri State, picked to finish seventh in the preseason poll, compiled a 7-1 Conference record on the way to its first OVC Championship since joining the league in 1991. Overall the Redhawks were 9-2 during the regular season and earned a berth in the FCS Playoffs, its first playoff berth at any level in the program's 104-year history. Southeast would lose to eventual national champion Eastern Washington in the second round of the playoffs. Head coach Tony Samuel capped the year by winning the Sports Network's Eddie Robinson Award, given to the National Coach of the Year. Samuel was the second OVC coach to win the award (joining Murray State's Houston Nutt who won the award in 1995).

For only the second time in league history in 2011, three teams shared the OVC football championship, as Eastern Kentucky, Jacksonville State and Tennessee Tech finished with 6-2 records. The only other time in league history more than two champions were crowned at the end of the year was 1962 (when four teams shared the crown).

In 2012 Eastern Illinois became just the fourth football team in OVC history to go from worst-to-first in winning the OVC Championship. The Panthers were led by head coach Dino Babers who became just the fourth first-year head coach to win an OVC Championship (joining Boots Donnelly in 1977, Jason Simpson in 2006 and Dean Hood in 2008 – Jacksonville State head coach John Grass would become the fifth coach to achieve that feat

in 2014). During the year Eastern Illinois junior wide receiver Erik Lora shattered the FCS single-season receptions record, hauling in 136 passes in 12 games; that mark was 13 more than the previous NCAA record and 44 more than the previous OVC mark.

In 2013 Eastern Illinois repeated as OVC Champions behind Walter Payton Award winner Jimmy Garoppolo. The quarterback became just the second OVC player to earn the National Player of the Year Award, joining former EIU signal caller Tony Romo (2002). Garoppolo passed for 5,050 yards (second most in NCAA single-season history) and 53 touchdowns (fourth in NCAA history) in leading the Panthers to a 12-2 record and berth to the quarterfinals of the FCS Playoffs. Garoppolo was drafted by the New England Patriots in the second round of the 2014 NFL Draft, becoming just the fifth OVC player selected in that round and just the fifth OVC quarterback ever selected (and first since 1998). Garoppolo was a part of Patriots teams that won Super Bowls in 2015 and 2017.

The 2013 season saw the OVC snap a 19-game playoff losing streak dating back to the 2000 season. Tennessee State shutout Butler (marking the first OVC road playoff victory since 1986) to snap the streak while later that day Jacksonville State smashed Samford in the first round. A week later Eastern Illinois beat Tennessee State while Jacksonville State won at McNeese State to each advance to the quarterfinals; that marked the first time the OVC put two teams in the quarterfinals in the same season since 1991. Overall the four total playoff wins in the same season established a new OVC record.

In 2015 Jacksonville State ascended to No. 1 in both major Top 25 polls, becoming the first OVC team to be ranked No. 1 since the 1999 season. The Gamecocks would go on to complete its second-straight 8-0 Conference mark and won three playoff games to become the first OVC team to advance to the Division I National Championship Game since 1982 (Eastern Kentucky). JSU lost to

North Dakota State in the title game but finished the year 13-2 overall and ranked No. 2 in the final Top 25 polls. Head coach John Grass became the first OVC coach honored as the AFCA National Coach of the Year while quarterback Eli Jenkins was named the FCS ADA National Quarterback of the Year, finishing the year with 2,788 passing and 1,161 rushing yards (one of just three Division I quarterbacks – FBS or FCS - to achieve those numbers during the year).

Jenkins would conclude his career in 2016 with 3,796 rushing yards, the seventh-most ever by a FCS quarterback. Jenkins, who was named OVC Male Athlete of the Year in back-to-back seasons, capped his career with 11,448 yards of total offense, second-most in OVC history (behind only Garoppolo).

Football wasn't the only sport in which the OVC was quickly gaining respect. In 1955, the OVC became only the second six-member league nationally to earn an automatic bid to the prestigious NCAA Men's Basketball Tournament, which, at that time, was limited to only 24 participants. The Conference quickly proved worthy of that bid, as Morehead State defeated Marshall (107-92) and Wayne State (95-84) in the 1956 tournament.

Fifteen years later, former OVC member Western Kentucky became the first and only Conference team to reach the Final Four. The Hilltoppers defeated Jacksonville, Kentucky and Ohio State before losing to Villanova in double overtime in the national semifinals. WKU went on to finish in third place after beating Kansas 77-75 in the consolation game.

Since that time, the OVC has recorded some of the biggest upsets in the history of the NCAA Tournament. Perhaps the most famous moment came in 1987, when Austin Peay came from fourth place in the regular season to win the OVC Tournament and earn the league's automatic bid. The Governors drew powerful Illinois, and were such big underdogs, that ESPN broadcaster Dick Vitale promised to stand on his head if

APSU won the game. After a 68-67 victory over the Illini, and a narrow 90-87 overtime loss to eventual Final Four participant Providence in the second round, Vitale made good on his promise in a visit to Clarksville two months later.

Murray State added to the OVC's string of upsets in 1988 when it knocked off 14th-ranked North Carolina State, 78-75. The Racers' M&M Boys - Jeff Martin and Don Mann - combined for 39 points in the win. MSU nearly went on to the Sweet 16 that year, losing to eventual national champion Kansas, 61-58. A bank shot by Mann that would've given the Racers a one-point lead rolled off the rim with three seconds left. In 1990 as a No. 16 seed, Murray State took No. 1 seed Michigan State into overtime before falling 75-71; that game still marks the closest a No. 16 seed has come to knocking off a No. 1 in men's tournament action. More recently, Murray State has dominated the OVC Tournament, reaching the championship game every year in the 1990's. The Racers' 15 OVC Tournament Championships are the most among all OVC schools.

After former member Middle Tennessee State won a first round game in 1989, the league had a drought as no other OVC team won a NCAA Tournament game for the next 19 years. But Morehead State, coming off a thrilling double overtime OVC Tournament victory over Austin Peay, topped Alabama State 58-43 in the 2009 Opening Round game at University of Dayton Arena in Dayton, Ohio. The game was played in front of an Opening Round record crowd of 11,346 and included many MSU fans who made the three-hour drive from Morehead for the game.

In 2009-10, Murray State made OVC history by winning a record 31 games (31-5) on its way to the league's regular season and tournament championships. In the first round of the NCAA Tournament, the No. 13 seed Racers topped Vanderbilt in thrilling fashion when senior Danero Thomas hit a jumper as time expired to lift MSU to a 66-65 victory. It marked

Southeast Missouri State

REDHAWKS

OVC HISTORY

the first OVC team to advance to the second round of the NCAA Tournament since 1989, and snapped a skid of 71-straight losses to Southeastern Conference foes (dating back to 2000-01). In the second round, the Racers pushed eventual national runner-up Butler to the brink before losing 54-52.

In 2010-11 Morehead State would make it three NCAA Tournament wins in as many years for the league and got a bit of revenge for the 2009 tournament loss to Louisville in the process. After finishing second in the regular season and winning the OVC Tournament Championship, the No. 13 seeded Eagles were shipped to Denver to play the in-state foe Cardinals. MSU jumped out to a 15-2 advantage but were down four points (61-57) with just over a minute to play in regulation. After two free throws from two-time OVC Player of the Year Kenneth Faried, the Eagles held for one final shot attempt and senior Demonte Harper pulled up off a cross-over dribble to nail a 3-pointer with 4.3 seconds left that gave Morehead State a 62-61 lead. UofL had one last attempt but Faried blocked the Cardinals last shot, giving MSU the win, its first over Louisville since the 1956-57 season.

In 2011-12 Murray State put together one of the greatest seasons in OVC history, beginning the year 23-0 (an all-time OVC best) and being ranked as high as No. 7 in the coaches poll on Feb. 6. The squad was the first OVC team to be nationally-ranked since Murray State was ranked in 1997-98; in addition the top 10 ranking was the first for an OVC team since the 1970-71 campaign (WKU). The Racers would top nationally-ranked Memphis and Saint Mary's during the season and win the league's regular season and tournament championships. MSU earned a No. 6 seed in NCAA Tournament, the highest-ever seed for an OVC team since the NCAA began seeding the field in 1979. The Racers would top Colorado State 58-41 in the second round before falling to Marquette in the third round. Murray State would win 31 games overall, tying the OVC

all-time record the Racers set in 2009-10.

After the Murray State win in 2011-12, the league had won NCAA Tournament games in four-straight seasons, something that had never happened in league history (three-game winning streaks from 1960-62 and 1987-89 had been the previous best streaks). Over that time period (2009-12) the OVC was one of just nine conferences nationally to win a NCAA Tournament game in each season and one of only three non-BCS leagues (joining the Atlantic 10 and WCC) to do so.

In 2013-14 Murray State won five games to claim the CollegeInsider.com Postseason Tournament (CIT) and in the process became the first OVC men's basketball team to ever play games in the month of April.

The 2014-15 season saw five OVC men's basketball teams earn postseason bids, the most in league history, and a year later (2015-16) that number was eclipsed with six teams making national postseason tournaments. Entering 2017-18 OVC men's basketball teams have at least one national postseason tournament victory in nine-straight seasons, an all-time league record.

In 2007-08, UT Martin guard Lester Hudson became the first men's Division I player to record a quadruple-double in a game, when he registered 25 points, 12 rebounds, 10 assists and 10 steals in a victory over Central Baptist College. Hudson, who ranked fourth in scoring nationally as a junior, returned for his senior season in 2008-09 and was second nationally in scoring (behind Davidson's Stephen Curry) at 27.5 points a contest. Hudson earned numerous honors (including OVC Player of the Year and OVC Male Athlete of the Year in each 2008 and 2009 and All-American status from several outlets) before being drafted by the Boston Celtics with the No. 58 pick of the 2009 NBA Draft.

During the 2010-11 year Faried, the nation's leading rebounder during the season, became the NCAA's Modern Era (since 1973) career rebounding leader, totaling 1,673 rebounds which passed Tim

Duncan for the record (he is 11th all-time in NCAA history). Faried also finished his career with 86 double-doubles, second all-time to only Duncan. He is one of only six players in NCAA history to finish with 2,000-plus career points (2,009) and 1,600-plus career rebounds. Faried was drafted 22nd overall by the Denver Nuggets in the 2011 NBA Draft, becoming the first OVC player selected in the first round since Tennessee State's Carlos Rogers 1994.

Murray State guard Isaiah Canaan, a first-team All-American in 2011-12, capped his illustrious career in 2012-13 by becoming just the 17th player in OVC history to score 2,000 or more career points. Canaan, who was a key part of Murray State NCAA Tournament victories in both 2010 and 2012, earned a pair of OVC Player of the Year honors (2012 and 2013) during his career as well as being named OVC Freshman of the Year (2010), OVC Tournament MVP (2010) and OVC Male Athlete of the Year (2012). He was drafted by the Houston Rockets with the 34th overall pick (No. 2 pick of the second round) of the 2013 NBA Draft.

In 2014-15 Murray State became just the fifth OVC men's team to complete a perfect Conference season (16-0). The Racers were led by sophomore Cameron Payne who was named OVC Men's Basketball Player of the Year, OVC Male Athlete of the Year and earned third-team All-American honors from CBSSports.com. Following the season Payne declared for the NBA Draft, becoming the first sophomore in OVC history to do so and one of just four OVC players all-time to enter and stay in the draft with eligibility remaining. Payne was selected in the lottery by the Oklahoma City Thunder (pick No. 14 overall), making him just the ninth First Round NBA Draft pick in OVC history.

Austin Peay made history in winning the 2016 OVC Men's Basketball Tournament as the Governors became the first No. 8 seed to claim the championship. APSU had to win its two regular season games just to qualify for

the event and then won four games in four days to capture its fifth tournament crown. Along the way the Govs topped a No. 5 seed, No. 4 seed, No. 1 seed and No. 2 seed and were paced by MVP Chris Horton who averaged 22.5 points, 14.0 rebounds and 3.5 assists/game during the event including a 37-point, 21-rebound and 30-point, 16-rebounds performance during the run.

In 2016, former Belmont All-American and 2012-13 OVC Co-Player of the Year Ian Clark became the first former OVC player to advance to the NBA Finals since former Tennessee State star Anthony Mason played for the New York Knicks in 1994. Clark was part of a Golden State Warriors team that won a NBA record 73 regular season games but lost in Game 7 of the Finals. A year later, Clark was part of the Warriors team that topped Cleveland to win the 2017 NBA Championship, becoming the first OVC player to win the crown since 1970-71 (Murray State's Dick Cunningham and Western Kentucky's Greg Smith with the Milwaukee Bucks).

Belmont's Evan Bradds finished his career in 2016-17 with a 66.7 career field goal percentage, tops in OVC history and fourth all-time in Division I history. Bradds capped his career with back-to-back OVC Player of the Year awards in addition to being named 2016-17 OVC Co-Male Athlete of the Year.

Through its 69 years, 13 teams have won or shared the league's regular season men's basketball title. Murray State heads the list with a Conference-record 24 outright or shared basketball crowns. Other past champions include former member Western Kentucky (19), Morehead State (9), Austin Peay (8), Eastern Kentucky (6), Tennessee Tech (5), former member Middle Tennessee (5), Belmont (4), Tennessee State (2), former member East Tennessee State (2), Southeast Missouri State (1), UT Martin (1) and former member Akron (1).

Among the coaching greats in men's basketball have been Western Kentucky's E.A. Diddle, who retired

Southeast Missouri State **REDHAWKS**

OVC HISTORY

with 759 victories and 10 OVC titles; John Oldham, who was a member of the very first All-OVC squad and went on to win seven OVC crowns during his coaching tenure at Tennessee Tech and Western Kentucky; Paul McBrayer, who guided Eastern Kentucky to 219 wins and three OVC crowns; and Cal Luther, who is the only person in Conference history to win men's basketball Coach of the Year honors at two league schools - Murray State and UT Martin. Following the 2016-17 season, Austin Peay's Dave Loos retired as the winningest coach in OVC history (he passed Luther for that crown in 2009-10). Loos, a five-time OVC Coach of the Year, finished his career with 420 wins in 27 years at Austin Peay (including a 258-194 OVC record) and 502 total wins in 31 years as a head coach.

There have been an equal number of great players including Western Kentucky's Clem Haskins, who is the only three-time OVC Player of the Year. Several players have won OVC Player of the Year honors twice: Western Kentucky's Jim McDaniels (1969-70 and 1970-71), Murray State's Les Taylor (1971-72, 1972-73), Jeff Martin (1987-88, 1988-89), Popeye Jones (1989-90, 1990-91) and Marcus Brown (1994-95, 1995-96), Austin Peay's Otis Howard (1976-77, 1977-78), Middle Tennessee's Jerry Beck (1980-81, 1981-82), Akron's Joe Jakubick (1982-83, 1983-84), Tennessee State's Carlos Rogers (1992-93, 1993-94), UT Martin's Lester Hudson (2007-08, 2008-09), Morehead State's Kenneth Faried (2009-10, 2010-11) and Murray State's Isaiah Canaan (2011-12, 2012-13).

The OVC also has the honor of being the only conference to boast the nation's leaders in scoring, rebounding and assists all in one season. That feat was accomplished in 1991-92 by Morehead State's Brett Roberts (28.1 ppg), Murray State's Popeye Jones (14.4 rpg) and Tennessee Tech's Van Usher (8.8 apg).

This year the OVC will once again serve as host for the NCAA Division I Men's Basketball Championship

First and Second Rounds at Bridgestone Arena in Nashville. It will mark the fourth-time the OVC has served as hosts of the event (2000, 2005, 2012 and 2018).

Tennessee Tech has won or shared 18 regular-season women's basketball championships in addition to nine OVC Tournament crowns; both are tops in OVC history. UT Martin added its name to the list of championship by capturing its first OVC Tournament title in 2011 and also winning championships in 2012, 2013 and 2014. The Skyhawks became just the fourth team in OVC history (and first since Austin Peay from 2000-03) to win four-straight tournament titles. In 2016 Belmont won its first-ever OVC Tournament Championship, a feat it repeated in 2017.

Several coaches have made their mark in the history of OVC women's basketball. Former Tennessee Tech coach Marynell Meadors posted an amazing 363-139 (72.3%) record at Tech, becoming the first woman in NCAA or AIAW history to win 300 games at the same institution, while former Tennessee State skipper Teresa Phillips earned National Coach of the Year honors from USA Today in 1990 for turning around the Lady Tigers' program before going on to lead TSU to the NCAA Tournament in 1994 and 1995. Tennessee Tech coach Bill Worrell capped a stellar 20-year career in 2005-06 and was inducted into the OVC Hall of Fame in 2007; he compiled a 408-190 record while leading the Golden Eagles to an unprecedented 16 OVC regular-season titles and eight NCAA Tournament appearances, including five straight from 1989-93. Larry Joe Inman, who retired at the conclusion of the 2007-08 season and was inducted into the OVC Hall of Fame in 2009, won more than 100 games at both Middle Tennessee and Eastern Kentucky, and earned OVC Coach of the Year honors a record eight times - five times at EKU and three at MTSU. In 2012-13 Inman came out of retirement to take the Tennessee State job; in 2014-15 he led the Lady Tigers to its first OVC Tournament Championship since

1995. Inman once again retired following the 2016-17 season, with 545 career victories.

Many great players have graced the hardwood over the years, including former OVC Players of the Year Brooke Armistead and Gerlonda Hardin from Austin Peay, Pam Chambers, Jerilyn Harper, Cheryl Taylor, Angela Moorehead, Roschelle Vaughn, Diane Seng, Janet Holt and Emily Christian from Tennessee Tech; Morehead State's Donna Murphy, Priscilla Blackford and Chynna Bozeman; Eastern Kentucky's Kim Mays; Southeast Missouri's Gray C. Harris; Murray State's Ashley Hayes; and UT Martin's Heather Butler and Jasmine Newsome.

Morehead State center Brittany Pittman set new school, league and NCAA standards for blocked shots in 2008-09. Pittman swatted 164 shots during the season, setting a new NCAA single-season record (which has since been broken). During the campaign, only her second with the Eagles, she also set career block records for both Morehead State and the OVC (287).

In 2012-13 the UT Martin duo of Jasmine Newsome and Heather Butler finished fifth and sixth nationally among NCAA scoring leaders. Newsome, the 2012 and 2013 OVC Player of the Year, averaged 22.6 points per game on the way to All-American honors while Butler averaged 22.4 points per contest. Butler set a NCAA record during the season by connecting on a 3-pointer in her 80th-straight game.

In 2013-14 Butler and Newsome capped their brilliant careers by ranking first and second in scoring in OVC history. Butler, the 2013-14 OVC Female Athlete of the Year, finished her career with 2,865 points, which ranked first in OVC and 16th in NCAA history. She also finished her career with 392 career 3-pointers (which was tied for the most in NCAA history following her career but now ranks second) and scored in double figures in all 129 career games, which ranks fifth in NCAA history. Following the season Butler was signed by the WNBA's San Antonio Stars where

she became the first OVC player to make an active WNBA roster. Newsome capped her career with 2,566 points, second only to Butler in OVC history.

The league also had another historical moment in November 2008 when the NCAA awarded Nashville the 2014 NCAA Women's Division I Final Four. The OVC served as the host of the prestigious event, which is one of the biggest sporting events the city of Nashville can host. The event was held April 6 & 8 at Bridgestone Arena in downtown Nashville and was played in front of sold-out crowds for both the semifinals and championship as UConn topped Notre Dame in a battle of undefeated teams to win its ninth national title.

Over its 69 years, OVC teams have garnered national championships and bowl games in football, along with national team or individual titles in the sports of rifle, cross country, track and golf.

The OVC has also produced several Olympic athletes, including Murray State's Morgan Hicks, who was a member of the 2004 United States Olympic Rifle Team and Morehead State's Brian Shimer who competed in five Winter Olympics in bobsled (winning a bronze medal in 2002) and coached the 2010 United States bobsled team to its first gold medal since 1948. Former Morehead State football and Eastern Kentucky track and field athlete Dallas Robinson competed with the U.S. bobsled team during the 2014 Sochi Winter Olympics. In addition, some of the greatest players in professional sports were educated at OVC institutions. The list includes former greats such as football's Phil Simms (Morehead State), basketball's Clem Haskins (Western Kentucky) and Bubba Wells (Austin Peay) and two-sport star Steve Hamilton (Morehead State) to present-day standouts like basketball player Kenneth Faried (Morehead State), football players Tony Romo (Eastern Illinois) and Jimmy Garoppolo (Eastern Illinois) and baseball players A.J. Ellis (Austin Peay) and Shawn Kelley (Austin Peay). Hamilton is the only

Southeast Missouri State **REDHAWKS**

OVC HISTORY

athlete to ever play in the NCAA Basketball Championship, a Major League Baseball World Series (New York Yankees) and a NBA Championship Series (Los Angeles Lakers).

The OVC's first volleyball tournament was held in 1981, the same year Eastern Kentucky began a string of six-straight tournament crowns. Former ECU skipper Dr. Geri Polvino compiled a 627-439 record in 32 seasons as head coach of the Colonels, earning OVC Coach of the Year honors eight times. More recently, former Austin Peay coach Cheryl Holt and former Southeast Missouri skipper Cindy Gannon also earned their peers' recognition multiple times with four awards each.

Throughout the last 34 years, 11 different teams have won an OVC regular-season or tournament volleyball crown. Since joining the league in 1991, Southeast Missouri has dominated the scene, winning seven of its eight regular-season titles during the 1990's, including five straight from 1993-97. The Redhawks have also won five tournament crowns (1994, 1996, 1998, 1999 and 2000). Jacksonville State won back-to-back OVC Tournament Championships (2005, 2006) including going through the OVC undefeated (16-0) in 2006 and winning a NCAA Tournament match in 2010, the league's first NCAA victory since 2000.

Following the 2007 season, Jacksonville State's Abbey Breit was named the OVC Offensive Player of the Year for the third-straight season, becoming the first player in OVC history to accomplish that feat. She was later joined by Murray State's Scottie Ingram who won three-straight awards from 2014-16. Four other individuals - Eastern Kentucky's Angela Boykins (1985-86), Morehead State's Dayle Hammtree (1988-89), Southeast Missouri's Tuba Meto (1996-97) and Morehead State's Amy Almond (2001-02) - were back-to-back winners of the award.

Morehead State won its fourth-straight OVC volleyball regular season championship in 2013. Over that four-year period (2010-13) the

Eagles compiled an impressive 67-3 league record.

In 2007, Eastern Kentucky's Jacob Korir won his fourth-straight Conference cross country title becoming just the third OVC student-athlete and 13th athlete nationally to accomplish that feat. Korir was a three-time All-American in cross country, earning two top-10 finishes at the NCAA Cross Country Championship. The Nairobi, Kenya, native was also named a track and field All-American twice during his career, was selected as the OVC Male Athlete of the Year in 2006-07 and received the NCAA post graduate scholarship in 2008.

In 2011 the Eastern Kentucky men's cross country earned a national ranking in the USTFCCCA poll, climbing to as high as No. 17; the ranking was the highest for an OVC team since the polls began in the early 1980s. The ECU men would qualify for the NCAA Championship, becoming the first OVC team to reach the national championship meet since 1980. Eastern Kentucky finished 26th overall at the event as junior Soufiane Bouchikhi was 47th in a field of 252 runners. On the women's side Eastern Kentucky senior Lydia Kosgei became the first ECU woman to ever qualify for the NCAA Championship and went on to finish 37th at the national meet to earn All-American honors.

A year later (2012) the ECU men's cross country team was ranked as high as No. 11 nationally and finished 24th at the NCAA Championship. Wade Meddles led the team with a 38th place finish at the event while Bouchikhi was 40th. In 2013 Eastern Kentucky placed 15th at the NCAA Championship, the highest national finish for an OVC team since 1980. Soufiane Bouchikhi capped his career by winning his fourth-straight OVC Championship and earning National Runner of the Week honors during the season. Bouchikhi finished 26th at the NCAA Championship in 2013, earning All-American honors for the second-straight season. In 2014 ECU qualified for its fourth-straight NCAA Championship and finished 23rd overall and in 2015 earned its

fifth-straight bid and finished 17th overall. ECU is only the second OVC team to ever qualify for five-straight NCAA Championships (ETSU being the other).

In 2016, Eastern Kentucky's Charlotte Imer finished 31st at the NCAA Championship, the second-highest finish ever by an OVC female (trailing only a 24th place finish by Samford's Lauren Blankenship in 2007).

In 2007 the Conference had two teams in the NCAA Women's Soccer Tournament for the first time in league history, as former OVC member Samford earned an at-large selection while Southeast Missouri was the Conference's automatic bid.

Former Austin Peay standout and 2012 OVC Soccer Player of the Year Tatiana Ariza represented her native country of Colombia in both the 2012 Summer Olympics in London (earning a start against the United States) as well as the 2015 FIFA Women's World Cup. In the 2015 event she assisted on the first World Cup goal in her country's history and in the following match helped her team to a 2-0 victory over France, giving Colombia its first-ever win at the event.

In 2016 SIUE turned in a major upset in the first round of the NCAA Division I Soccer Championship, advancing on penalty kicks 5-4 over No. 11-ranked Notre Dame. The Cougars became just the second OVC team to advance to the second round (joining Samford who topped Vanderbilt on penalty kicks in 2005).

For the first time under the current format, OVC men's golfers qualified for the NCAA National Championship in back-to-back years in 2013 and 2014. Austin Peay's Dustin Korte advanced from the regional to the national championship in 2013 (finishing 116th overall) while APSU's Marco Iten won the Auburn Regional in 2014 to qualify for the National Championship (finishing 55th). In 2015 OVC three individual men's golfers competed in the NCAA Regionals (one automatic berth and two at-large berths) in addition to the Eastern Kentucky team; the

three individuals were the most from the OVC to qualify in one year under the current format. The OVC also boasts three current PGA Tour professionals in Scott Stallings (Tennessee Tech), Josh Teater (Morehead State) and Danny Willett (Jacksonville State).

In April 2016 Willett won The Masters Championship in Augusta, Georgia. The former JSU standout, who was the 2006 OVC Freshman of the Year and the 2007 OVC Championship Medalist, entered the final round tied for fifth, three shots behind 2015 champion Jordan Spieth after rounds of 70-74-72. In the final round Willett fired a 5-under par round of 67 to finish at 283 (-5) and top the field by three shots. He became just the eighth player in Masters history to win the event in his first or second start and just the second Englishman to win the event.

In 2009 it was OVC softball that accomplished several firsts as UT Martin (tournament champion) and Jacksonville State (at-large) were each selected for the NCAA Championship. Jacksonville State would take it a step farther by winning the Knoxville Regional (beating No. 13 national seed Tennessee along the way) to become the first OVC softball program to advance to a Super Regional. Jax State would fall to No. 4 Alabama in that Super Regional but finished the season 43-16 (19-2 OVC) and ranked 21st nationally in the ESPN.com/USA Softball poll and 24th nationally in the USA Today/NFCA poll.

In 2016 the OVC Softball Championship was held at a neutral site for the first time, as it was played at Choccolocco Park in Oxford, Alabama.

The league's baseball presence has continued to evolve since its inception. The OVC baseball tournament moved to a neutral site for the first time in 2001 with Paducah, Kentucky and Brooks Stadium hosting the tournament in front of raucous crowds. The success of the tournament led to Jackson, Tennessee and The Ballpark at Jackson (the home of the Seattle Mariner's Class AA

OVC HISTORY

Southeast Missouri State REDHAWKS

affiliate) – hosting the event for the first time in 2010. The championship moved to Choccolocco Park in Oxford, Alabama in 2017.

The OVC also has made a statement in the NCAA Baseball Championship in recent years, with its teams involved in several memorable contests in the last decade. Tennessee Tech surprised Wake Forest in the opening round of the 2001 tournament and Southeast Missouri stunned host Alabama in the opening round of the 2002 championship. Five years later, Austin Peay captured the collegiate baseball world's attention by taking Vanderbilt, the 2007 No. 1 overall seed, to extra innings. Eastern Illinois pushed host Nebraska to the limit in 2008 followed by Tennessee Tech's memorable contest against host Clemson in 2009.

After not making the OVC Tournament field in either 2009 or 2010, Austin Peay, who was picked to finish seventh in the 2011 preseason poll, won the regular season and tournament championships to garner its fourth NCAA Tournament appearance. In the first game of NCAA Regional play the Govs knocked off host and No. 1 seed Georgia Tech 2-1.

In 2012 Austin Peay completed a "repeat squared" (back-to-back regular season and tournament championships) for the first-time in OVC history. The Govs would go on to top Indiana State and Cal State Fullerton at the Eugene Regional, before falling to host Oregon in the regional final. It marked the first time since the 2000 season (Middle Tennessee) that an OVC team had won multiple NCAA Tournaments games in the same season.

Austin Peay completed a "3-Peayt" by winning its third-straight OVC Tournament crown in 2013. Along the way the Govs garnered the first nationally-ranking by an OVC team since 2009 (climbing to as high as 21st nationally) and tied the OVC single-season record with 47 victories. The Govs earned the No. 2 seed in the NCAA Bloomington Regional, becoming the first OVC team in the current regional format (since 1999) to earn anything other than

a No. 4 seed. The squad topped Florida and Valparaiso to advance to the regional final for the second-straight season before losing to host Indiana. Govs senior closer Tyler Rogers was a big part of his team's success during the year, setting the NCAA single-season record for saves (23 – a mark that was later eclipsed during the College World Series).

In 2016 six OVC teams reached the 30-win plateau for the first time in league history; the previous single-season high had been four teams.

In 2017 the league could have been named the "Offensive Valley Conference" as teams combined for 753 home runs during the season, the most in league history. That was highlighted by a record 50 combined home runs being hit in 13 games at the OVC Tournament. Included in that was Morehead State sophomore Niko Hulsizer who hit his 27th home run of the season, establishing a new OVC single-season record.

In 2014, for the third-straight year, 12 OVC players were selected in the Major League Baseball First-Year Player Draft. Of those 12 selections five came in the first 10 rounds, setting a new record for most OVC players picked in the first 10 rounds (eclipsing the old mark of three set several times). In 2016 13 OVC players were selected in the draft, tying the all-time record established in 2010; overall the OVC has had 85 players selected over the past eight years (2010-17).

A first in the OVC occurred in 2008, when the league had a first round draft pick in both the NFL (Tennessee State's Dominique Rodgers-Cromartie) and Major League Baseball (Eastern Kentucky's Christian Friedrich) Drafts in the same school year. A year later (2009) the league had a Major League Baseball First Round Compensation Round pick (Eastern Illinois' Tyler Kehr who was No. 48 overall) and NBA Second Round pick (UT Martin's Lester Hudson) in the same season.

The playing field is not the only place where OVC athletes are working hard. The league

also recognizes excellence in the classroom. Six Scholar-Athlete Awards are presented yearly to male and female athletes, while others are commended for their academic success by being Medal of Honor recipients or earning a spot on the Commissioner's Honor Roll. Additionally, the league annually presents one institutional Academic Achievement Award, as well as separate team awards in each Conference-sponsored sport. Since the College Sports Information Directors of America (CoSIDA) Academic All-America program began, the Ohio Valley Conference has had 261 student-athletes honored with the award, including 67 over the last seven years (2010-17).

Through the early years of the league, administrators wrestled with fan behavior due to the close proximity of the Conference members and the intense rivalries which developed. Just as it did decades ago, the OVC took the leadership role on what has become a national issue. In 1995, the OVC implemented a first-of-its-kind "Sportsmanship Statement," a policy which promotes principles of fair play, ethical conduct and respect for one's opponent. The statement has become a model for others to follow across the nation, and has answered the challenge of the NCAA Presidents Commission to improve sportsmanship in collegiate athletics.

Additionally, the OVC annually presents the Steve Hamilton Sportsmanship Award, in honor of the former Morehead State student-athlete, coach and athletics director, to a junior or senior student-athlete with significant athletic contributions who best exemplifies the characteristics of sportsmanship and citizenship. Most recently, the Conference has also implemented the OVC Institutional and Team Sportsmanship Awards, which are presented to one institution and 18 sport-specific teams voted by their peers to have best exhibited the standards of sportsmanship and ethical conduct as outlined by the OVC and NCAA.

The vision of leadership demonstrated by the Founding Fathers in 1948 remains alive today as the Ohio Valley Conference prepares for the future. One example is in regard to the current trend in collegiate athletics administration for increased involvement of university presidents in setting policies and making rules. The presidents of OVC institutions, however, have always governed the Conference, long before presidential governance became a national theme.

The Ohio Valley Conference sponsors the following sports: baseball, basketball, cross country, football, golf, tennis and track for men, and basketball, cross country, golf, soccer, softball, tennis, track and volleyball for women. In addition, the OVC also sponsors the combined men's and women's sport of rifle.

Now in its seventh decade of competition, the Ohio Valley Conference has grown significantly from its humble beginnings while increasing the number of athletics opportunities it provides for students. Current league representatives include charter members Eastern Kentucky University, Morehead State University and Murray State University, along with Austin Peay State University, Belmont University, Eastern Illinois University, Jacksonville State University, Southeast Missouri State University, Southern Illinois University Edwardsville, Tennessee State University, Tennessee Technological University and the University of Tennessee at Martin.

Southeast Missouri State REDHAWKS

2017 FINAL STATISTICS

2017 Standings

	OVC	Pct.	Overall	Pct.
Tennessee Tech*#	23-7	.767	41-21	.661
Morehead State*	18-11	.621	36-23	.610
Jacksonville State*	17-13	.567	30-26	.536
Belmont*	17-13	.567	31-29	.517
Southeast Missouri*	16-14	.533	29-26	.527
Murray State*	15-15	.500	29-30	.492
Austin Peay*	13-16	.448	28-30	.483
UT Martin*	12-18	.400	25-30	.455
Eastern Illinois	12-18	.400	21-35	.375
SIUE	11-19	.367	23-29	.442
Eastern Kentucky	10-20	.333	24-32	.429



- regular-season champion; * - clinched tournament berth; \$ - OVC Tournament champion

Batting Average

Morehead State.....	.332
Tennessee Tech.....	.317
Murray State.....	.302
Southeast Missouri300
Eastern Kentucky.....	.296

Slugging Percentage

Tennessee Tech.....	.520
Morehead State.....	.519
Murray State.....	.489
Austin Peay.....	.480
Eastern Illinois.....	.473

On-Base Percentage

Morehead State.....	.426
Southeast Missouri393
Murray State.....	.391
Tennessee Tech.....	.389
SIUE.....	.379

Runs Scored

Morehead State.....	525
Tennessee Tech.....	504
Murray State.....	456
Austin Peay.....	391
Southeast Missouri	388

Hits

Morehead State.....	729
Tennessee Tech.....	723
Murray State.....	638
Eastern Kentucky.....	595
Austin Peay.....	589

Runs Batted In

Morehead State.....	472
Tennessee Tech.....	462
Murray State.....	411
Southeast Missouri	361
Austin Peay.....	360

Doubles

Tennessee Tech.....	144
Morehead State.....	132
Belmont.....	128
Murray State.....	120
Two tied with.....	115

Triples

Southeast Missouri	19
Eastern Illinois.....	17
Morehead State.....	15
UT Martin.....	15
Austin Peay.....	14

Home Runs

Tennessee Tech.....	99
Austin Peay.....	84
Murray State.....	84
Eastern Illinois.....	83
Morehead State.....	83

Total Bases

Tennessee Tech.....	1186
Morehead State.....	1140
Murray State.....	1032
Austin Peay.....	984
Eastern Kentucky.....	935

Total Plate Appearances

Morehead State.....	2607
Tennessee Tech.....	2595
Murray State.....	2499
Austin Peay.....	2415
Belmont.....	2413

At Bats

Tennessee Tech.....	2280
Morehead State.....	2197
Murray State.....	2111
Austin Peay.....	2051
Belmont.....	2035

Walks

Morehead State.....	274
Belmont.....	270
Murray State.....	260
Austin Peay.....	249
Southeast Missouri	243

Hit By Pitch

Morehead State.....	102
Murray State.....	69
Southeast Missouri	67
UT Martin.....	63
Austin Peay.....	61

Strikeouts

Austin Peay.....	480
Eastern Illinois.....	473
Tennessee Tech.....	465
Murray State.....	460
Eastern Kentucky.....	446

SAC Bunts

Eastern Illinois.....	44
SIUE.....	34
Austin Peay.....	34
Belmont.....	33
UT Martin.....	32

SAC Flies

Murray State.....	33
UT Martin.....	27
Southeast Missouri	24
Morehead State.....	23
Two tied with.....	22

Stolen Bases

Belmont.....	80
Murray State.....	76
Austin Peay.....	60
UT Martin.....	59
Southeast Missouri	59

Earned Run Average

Jacksonville State.....	5.11
Tennessee Tech.....	5.22
Belmont.....	5.56
Southeast Missouri	5.56
Morehead State.....	6.00

Opposing Batting Average

Tennessee Tech.....	.270
Jacksonville State.....	.272
Austin Peay.....	.288
UT Martin.....	.288
Belmont.....	.294

Innings Pitched

Tennessee Tech.....	551.2
Belmont.....	533.0
Murray State.....	525.2
Morehead State.....	522.0
Austin Peay.....	519.2

Batters Struck Out

Tennessee Tech.....	565
Belmont.....	497
Murray State.....	491
Jacksonville State.....	484
Austin Peay.....	466

Batters Struck Out Looking

Tennessee Tech.....	165
Jacksonville State.....	163
Austin Peay.....	143
Eastern Kentucky.....	137
UT Martin.....	130

Wins

Tennessee Tech.....	41
Morehead State.....	36
Belmont.....	31
Jacksonville State.....	30
Two tied with.....	29

2017 FINAL STATISTICS

Southeast Missouri State REDHAWKS

Losses

Eastern Illinois.....	35
Eastern Kentucky.....	32
Austin Peay.....	30
UT Martin.....	30
Murray State.....	30

Saves

Tennessee Tech.....	19
Morehead State.....	16
Belmont.....	14
Jacksonville State.....	14
Southeast Missouri.....	14

Runners Picked Off

Austin Peay.....	15
UT Martin.....	12
Tennessee Tech.....	11
Murray State.....	10
Eastern Kentucky.....	8

Hits Allowed

Jacksonville State.....	527
UT Martin.....	539
Southeast Missouri.....	564
Tennessee Tech.....	577
SIUE.....	593

Runs Allowed

Jacksonville State.....	324
Southeast Missouri.....	338
UT Martin.....	374
Tennessee Tech.....	375
Belmont.....	379

Earned Runs Allowed

Jacksonville State.....	282
Southeast Missouri.....	299
Tennessee Tech.....	320
Belmont.....	329
UT Martin.....	329

Walks Allowed

Southeast Missouri.....	177
Jacksonville State.....	194
SIUE.....	196
Morehead State.....	214
Tennessee Tech.....	222

Home Runs Allowed

UT Martin.....	44
Murray State.....	51
SIUE.....	64
Jacksonville State.....	64
Tennessee Tech.....	66

Batting Average

Eli Boggess, MOR.....	.425
Trevor Putzig, TTU.....	.394
Will Schneider, MOR.....	.391
Alec Skender, SIUE.....	.386
Ryan Flick, TTU.....	.377

Slugging Percentage

Niko Hulsizer, MOR.....	.775
Ben Fisher, ECU.....	.762
Ryan Flick, TTU.....	.727
Jack Hranec, MUR.....	.717
Nick Egli, BEL.....	.715

On-Base Percentage

Dan Holst, SEMO.....	.509
Eli Boggess, MOR.....	.487
Will Schneider, MOR.....	.486
Danny Wright, SEMO.....	.472
Brock Weimer, SIUE.....	.471

Runs Scored

Ben Fisher, ECU.....	71
Niko Hulsizer, MOR.....	69
Alex Junior, TTU.....	68
Ryan Flick/Chase Chambers, TTU.....	61
Chris Osborne, SEMO.....	60

Hits

Will Schneider, MOR.....	93
Trevor Putzig, TTU.....	93
Eli Boggess, MOR.....	88
Niko Hulsizer, MOR.....	87
Ryan Flick, TTU.....	87

Runs Batted In

Niko Hulsizer, MOR.....	82
Ryan Flick, TTU.....	74
Ben Fisher, ECU.....	72
Brandon Gutzler, MUR.....	71
Tristen Gagan, SEMO.....	62

Doubles

Ryan Flick, TTU.....	24
Trevor Putzig, TTU.....	23
Niko Hulsizer, MOR.....	21
Reid Leonard, MOR.....	21
Matt Jones, TTU.....	21

Triples

Creighton Eldridge, UTM.....	6
Andrew Curran, EIU.....	5
Six tied with.....	4

Home Runs

Niko Hulsizer, MOR.....	27
Ben Fisher, ECU.....	25
Ryan Flick, TTU.....	10
Three tied with.....	18

Total Bases

Niko Hulsizer, MOR.....	193
Ben Fisher, ECU.....	170
Ryan Flick, TTU.....	168
Brandon Gutzler, MUR.....	149
Two tied with.....	148

Walks

Dan Holst, SEMO.....	49
Adam Bauer, MUR.....	47
Logan Beaman, EIU.....	44
Tyler Lawrence, MUR.....	40
Reid Leonard, MOR.....	39

Stolen Bases

Aaron Bence, MUR.....	23
Tyler Walsh, BEL.....	22
Joseph Duncan, EIU.....	18
Imani Willis, APSU.....	18
Cornell Nixon, ECU.....	17

Total Plate Appearances

Reid Leonard, MOR.....	302
Kevin Strohschein, TTU.....	296
Alex Junior, TTU.....	296
Niko Hulsizer, MOR.....	292
Chase Chambers, TTU.....	288

At Bats

Kevin Strohschein, TTU.....	264
Joseph Duncan, EIU.....	254
Alex Junior, TTU.....	254
Reid Leonard, MOR.....	253
Two tied with.....	249

Earned Run Average

Joe McGuire, JSU.....	3.20
Dylan King, BEL.....	4.07
Aaron Leasher, MOR.....	4.19
Josh Rye, APSU.....	4.34
Justin Murphy, SEMO.....	4.55

Opposing Batting Average

Joe McGuire, JSU.....	.209
Jack Piekos, ECU.....	.239
Aaron Leasher, MOR.....	.250
Josh Rye, APSU.....	.260
Dalton Westfall, UTM.....	.261

Innings Pitched

Tyler Vaughn, BEL.....	100.0
Justin Murphy, SEMO.....	95.0
Aaron Leasher, MOR.....	92.1
Michael Wood, TTU.....	90.1
Ryan Dills, MUR.....	87.0

Batters Struck Out

Dylan King, BEL.....	108
Aaron Leasher, MOR.....	105
Tyler Vaughn, BEL.....	96
Ryan Dills, MUR.....	95
Derrick Adams, JSU.....	94

Wins

Aaron Leasher, MOR.....	9
Joe McGuire, JSU.....	8
Clay Chandler, SEMO.....	8
Michael Wood, TTU.....	8
Alex Evans, UTM.....	8

Saves

Ethan Roberts, TTU.....	13
Justin Hoyt, JSU.....	9
Chad Gendron, MUR.....	8
Dom Veltri, BEL.....	8
Caleb Johnson, ECU.....	7

Appearances

Kyle Klotz, BEL.....	46
Brennan Washington, BEL.....	31
Jared Waldhoff, SEMO.....	30
Alex Evans, UTM.....	28
Brian Mroz, ECU.....	27

Games Started

Colton Pate, JSU.....	16
Austin Dubsky, MUR.....	16
Tyler Vaughn, BEL.....	16
Michael Wood, TTU.....	16
Six tied with.....	15


Losses

Tyler Vaughn, BEL.....	9
Alex Robles, APSU.....	8
Brock Fulkerson, SIUE.....	7
Colton Pate, JSU.....	7
Austin Dubsky, MUR.....	7
Brendon Allen, EIU.....	7

2017 Ranking

Southeast Missouri State REDHAWKS

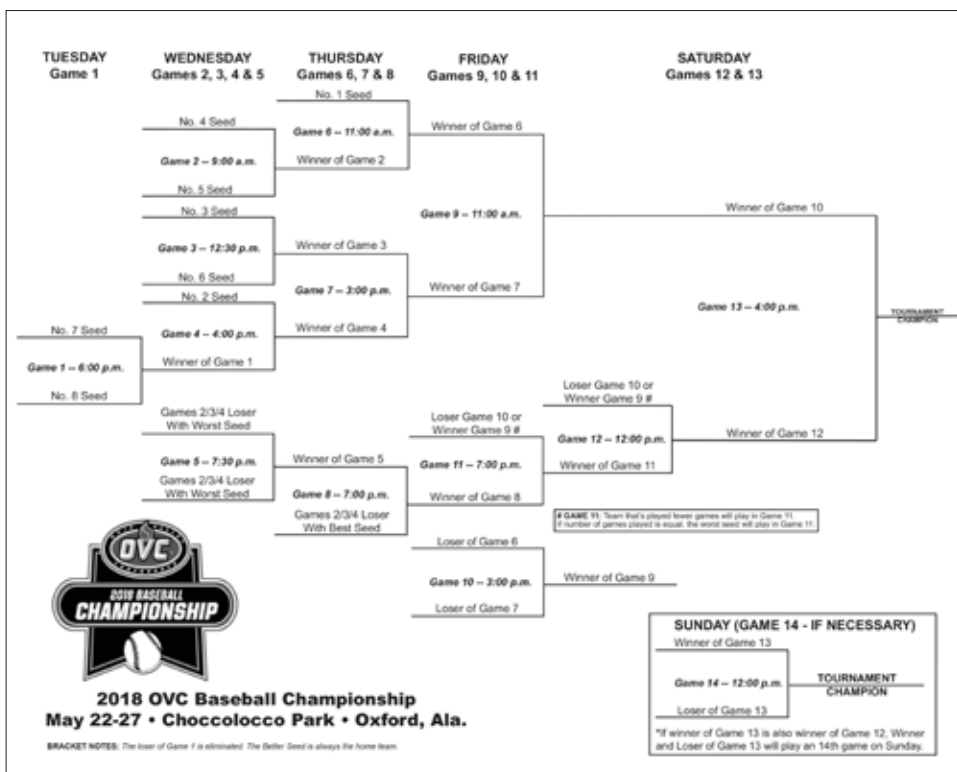
2018 OVC TOURNAMENT



The 2018 OVC Baseball Championship will be held May 22-27 at Choccolocco Park in Oxford, Alabama. It marks the second-straight year the event has been at the venue and also featured eight teams.

Oxford is the third neutral site location to host the Championship since the event moved from the campus of the regular season champions in 2001. The event has also been held in Paducah, Kentucky (2001-09) and most recently Jackson, Tennessee (2010-16).

Last season, No. 1 seed Tennessee Tech won three games to claim the Championship, its fourth overall and first since 2009.



Southeast Missouri won its fourth Ohio Valley Conference Tournament title in 2016. The Redhawks advanced to the NCAA Starkville Regional that year. Southeast has made the OVC Tournament a league record 24-consecutive years.



 **YOUR
REDHAWKS**

**RECORDS
& HISTORY**

Southeast Missouri State REDHAWKS

SINGLE-SEASON HITTING

Games Played

1. Garrett Gandolfo, 2016	60
2. Branden Boggetto, 2016	59
Trevor Ezell, 2016	59
Dan Holst, 2016	59
Trevor Ezell, 2015	59
Branden Boggetto, 2015	59
Ryan Rippee, 2015	59
Dalton Hewitt, 2015	59
Jason Blum, 2013	59
Kody Campbell, 2012	59
Trenton Moses, 2012	59
Eric Horstman, 2005	59
Frank Montiel, 2005	59

Batting Average

(Minimum 70 At-Bats)

1. Dan Shy, 1989	.489
2. Chris Shadowens, 1986	.441
3. Todd Shylanski, 1991	.439
4. Dan Patterson, 1984	.438
5. Lon Steward, 1986	.433
6. Steve Vaughn, 1965	.429
7. LaMonte Collier, 1997	.426
8. Chris Janet, 1982	.418
9. Brent Wood, 1982	.415
10. Jeremy Johnson, 1999	.412

At-Bats

1. Trevor Ezell, 2015	246
2. Kenton Parmley, 2012	245
3. Trevor Ezell, 2016	242
Branden Boggetto, 2016	242
Branden Boggetto, 2015	242
6. Garrett Gandolfo, 2016	239
7. Michael Adamson, 2010	237
Kenton Parmley, 2010	237
9. Matt Tellor, 2013	235
10. Ryan Rippee, 2015	234

Runs Scored

1. Trevor Ezell, 2016	70
2. Kenton Parmley, 2010	67
3. Trevor Ezell, 2015	66
4. Branden Boggetto, 2016	64
Michael Adamson, 2011	64
6. Michael Adamson, 2010	63
7. Charlie Marino, 1998	62
8. Chris Osborne, 2017	61
Dan Holst, 2016	61
Eric Horstman, 2004	61
Jeremy Johnson, 2000	61

Hits

1. Michael Adamson, 2010	92
2. Derek Gibson, 2014	91
3. Matt Tellor, 2014	90
Kenton Parmley, 2010	90
5. Kenton Parmley, 2012	89
6. Trenton Moses, 2012	87
Kerry Robinson, 1995	87
8. LaMonte Collier, 1997	86
9. Garrett Gandolfo, 2016	85
Jim Klocke, 2010	85

Doubles

1. Kevin Meyer, 2000	25
2. Branden Boggetto, 2015	23
Michael Adamson, 2010	23
4. Frank Montiel, 2004	22
Jim Klocke, 2010	22
6. Garrett Gandolfo, 2016	21
Jason Blum, 2013	21
8. Jim Klocke, 2009	20
Clemente Bonilla, 2001	20
LaMonte Collier, 1997	20

Triples

1. Vern Hatton, 2002	9
2. Steve Vaughn, 1965	8
3. Scott Hopper, 1995	7
4. Trevor Ezell, 2015	6
5. Andy Lennington, 2014	5
Eric Horstman, 2004	5
Jeremy Johnson, 1999	5
Steve Lowe, 1999	5
Kerry Robinson, 1995	5
Steve Bieser, 1989	5
Dan Shy, 1989	5

Home Runs

1. Charlie Marino, 1998	21
2. Dan Patterson, 1985	20
3. Trenton Moses, 2012	19
Jeremy Johnson, 2000	19
5. Brian Hopkins, 2003	18
Steve Williams, 1983	18
7. Louie Haseltine, 2010	17
Darin Kinsolving, 2000	17
Charlie Marino, 2000	17
Kerry Kumer, 1987	17

Runs Batted In

1. Matt Tellor, 2014	71
2. Derek Gibson, 2014	70
3. Brian Schaefer, 1995	67
4. Jim Klocke, 2010	66
Casey Jones, 2010	66
6. Charlie Marino, 2000	64
7. Tristen Gagan, 2017	62
8. Garrett Gandolfo, 2016	61
Branden Boggetto, 2016	61
Branden Boggetto, 2015	61
Trenton Moses, 2012	61

Walks

1. Clemente Bonilla, 2001	61
2. Dan Holst, 2016	55
3. Clemente Bonilla, 2002	54
4. Trevor Ezell, 2016	53
Clemente Bonilla, 1999	53
6. Dan Holst, 2017	49
7. Garrett Gandolfo, 2016	43
Trenton Moses, 2012	42
Jeremy Johnson, 2000	42
10. Trevor Ezell, 2015	41
Dalton Hewitt, 2015	41
Kody Campbell, 2012	41

Strikeouts

1. Bo Jenkins, 2004	70
2. Ryan Rippee, 2015	60
3. Cole Bieser, 2012	59
4. Daniel Schuh, 2006	57
5. Brandon Boggetto, 2013	54
Louie Haseltine, 2010	54
Robert Kern, 1998	54
8. Andy Lennington, 2014	52
Charlie Marino, 2000	52
10. Clayton Evans, 2017	51
Ryan Barnes, 2012	51

Hit By Pitch

1. Jason Blum, 2013	23
2. Jason Blum, 2015	18
Jason Blum, 2014	18
Trenton Moses, 2012	18
5. Jeremy Johnson, 1998	15
Charlie Marino, 1998	15
7. Omar Padilla, 2006	14
Jim Gerwitz, 1997	14
9. Trenton Moses, 2011	13
Daryl Graham, 2007	13
Omar Padilla, 2007	13
Eric Horstman, 2005	13
Vern Hatton, 2001	13

Total Bases

1. Trenton Moses, 2012	162
2. Brian Hopkins, 2003	160
3. Matt Tellor, 2014	153
4. Jeremy Johnson, 2000	151
5. Jim Klocke, 2010	146
6. Vern Hatton, 2002	144
Charlie Marino, 1998	144
8. Kenton Parmley, 2012	143
9. Branden Boggetto, 2015	141
Jeremy Johnson, 1999	141

Slugging Percentage

(Minimum 70 At-Bats)

1. Dan Shy, 1989	.965
2. Steve Vaughn, 1965	.943
3. Dan Patterson, 1985	.854
4. Kerry Kumer, 1987	.853
5. Dan Patterson, 1984	.850
6. Chris Shadowens, 1986	.832
7. Steve Williams, 1982	.823
8. Steve Williams, 1983	.814
9. Brian Hopkins, 2003	.792
10. Jeremy Johnson, 2000	.770

On-Base Percentage

(Minimum 70 At-Bats)

1. Clemente Bonilla, 2001	.564
2. Dan Shy, 1989	.549
3. Steve Vaughn, 1965	.545
4. Trenton Moses, 2012	.531
5. Lon Steward, 1985	.519
6. Todd Shylanski, 1991	.516
7. Jeremy Johnson, 2000	.514
8. Dan Holst, 2017	.509
9. Trenton Moses, 2011	.502
10. Darin Kinsolving, 2000	.498

Stolen Bases

1. Doug Muench, 1986	33
2. LaMonte Collier, 1997	24
3. Trevor Ezell, 2016	23
Jason Blum, 2014	23
Lance Craft, 1997	23
6. Dan Holst, 2016	22
7. Kerry Robinson, 1995	20
Rhett Pierce, 1992	20
Tony Gongwer, 1986	20
Mark Amick, 1976	20

CONSECUTIVE STREAKS

Longest Hitting Streak	47 games
Kenton Parmley (2012); 3rd longest in NCAA history	
Reaching Base Safely	79 games
Trenton Moses	

LAST TIME IT HAPPENED

Hit for the Cycle	Chris Osborne
at Austin Peay (4/10/16)	
Played Nine Defensive Positions	Hunter Leeper
vs. Belmont (5/21/16)	

Southeast Missouri State **REDHAWKS**

CAREER HITTING

Games Started

1. Kenton Parmley, 2009-12	217
2. Jeremy Johnson, 1997-00	216
3. Jim Klocke, 2007-10	213
Zach Borowiak, 2000-03	213
Clemente Bonilla, 1999-02	213
Jeff Bourbon, 1998-01	213
7. Jason Blum, 2012-15	210
8. Denver Stuckey, 2000-03	205
9. Trenton Moses, 2008-12	204
10. Darin Kinsolving, 1997-00	201

Hits

1. Kenton Parmley, 2008-12	302
2. Jeremy Johnson, 1997-00	287
3. Jim Klocke, 2007-10	283
4. Zach Borowiak, 2000-03	271
5. Andy Lennington, 2012-15	246
6. Trenton Moses, 2008-12	244
7. Denver Stuckey, 2000-03	237
8. Jason Blum, 2012-15	233
9. Branden Boggetto, 2013-16	229
10. Derek Gibson, 2011-14	227

Runs Batted In

1. Jim Klocke, 2007-10	190
2. Jeremy Johnson, 1997-00	184
3. Steve Williams, 1981-84	167
4. Branden Boggetto, 2013-16	164
5. Trenton Moses, 2008-12	163
6. Jeff Bourbon, 1998-01	161
7. Darin Kinsolving, 1997-00	157
8. Andy Lennington, 2012-15	155
9. Zach Borowiak, 2000-03	154
10. Matt Wagner, 2007-09	152

Slugging Percentage

(Minimum 200 At-Bats)	
1. Dan Patterson, 1984-86	.815
2. Dan Shy, 1988-89	.760
3. Steve Williams, 1981-84	.745
4. Lon Steward, 1985-86	.721
5. Charlie Marino, 1998-00	.677
6. Todd Shylanski, 1991-92	.675
7. Chris Osborne, 2016-17	.651
Jeremy Johnson, 1997-00	.651
9. Louie Haseltine, 2008-11	.631
10. Casey Jones, 2010-11	.626

Batting Average

(Minimum 200 At-Bats)

1. Dan Shy, 1988-89	.426
2. Lon Steward, 1985-86	.406
3. Todd Shylanski, 1991-92	.387
4. Dan Patterson, 1984-86	.384
5. Doug Muench, 1985-86	.377
6. LaMonte Collier, 1996-97	.376
7. Michael Adamson, 2010-11	.373
8. Casey Jones, 2010-11	.362
Jim Klocke, 2007-10	.362
10. Eric Horstman, 2004-05	.363

Doubles

1. Zach Borowiak, 2000-03	68
2. Jeremy Johnson, 1997-00	65
3. Jeff Bourbon, 1998-01	62
4. Branden Boggetto, 2013-16	61
5. Jim Klocke, 2007-10	59
Clemente Bonilla, 1999-02	59
7. Denver Stuckey, 2000-03	56
8. Andy Lennington, 2012-15	55
9. Kenton Parmley, 2009-12	51
10. Jason Blum, 2012-15	50
Trenton Moses, 2008-12	50

Walks

1. Clemente Bonilla, 1999-02	207
2. Jason Blum, 2012-15	123
3. Jim Klocke, 2007-10	121
4. Jeremy Johnson, 1997-00	117
5. Darin Kinsolving, 1997-00	116
6. Dan Holst, 2016-17	104
7. Trenton Moses, 2008-12	103
8. Trevor Ezell, 2015-present	97
9. Dalton Hewitt, 2012-15	96
10. Branden Boggetto, 2013-16	90

On-Base Percentage

(Minimum 200 At-Bats)

1. Dan Shy, 1988-89	.505
2. Lon Steward, 1985-86	.498
3. Dan Holst, 2016-17	.492
4. Steve Bieser, 1988-89	.478
5. Clemente Bonilla, 1999-02	.472
6. Jeff Morris, 1983-84	.463
7. Todd Shylanski, 1991-92	.462
8. Dan Patterson, 1984-86	.459
9. Jim Klocke, 2007-10	.458
Russ Deal, 1979-82	.458

At-Bats

1. Kenton Parmley, 2009-12	882
2. Zach Borowiak, 2000-03	830
3. Jason Blum, 2012-15	806
Andy Lennington, 2012-15	806
5. Jeremy Johnson, 1997-00	800
6. Jim Klocke, 2007-10	782
7. Branden Boggetto, 2013-16	777
8. Jeff Bourbon, 1998-01	754
9. Denver Stuckey, 2000-03	753
10. Trenton Moses, 2008-12	723

Triples

1. Vern Hatton, 2001-02	13
2. Jeremy Johnson, 1997-00	11
Scott Hopper, 1994-96	11
Steve Vaughn, 1965-67	11
5. Andy Lennington, 2012-15	10
Jeff Steffens, 1987-90	10
7. Trevor Ezell, 2015-present	9
Don Metz, 1967-70	9
Nick Harris, 2007-11	9
10. Kerry Robinson, 1993-95	8
Brian Moeglin, 1991-94	8
Chris Janet, 1981-84	8

Hit By Pitch

1. Jason Blum, 2012-15	68
2. Trenton Moses, 2008-2012	49
3. Omar Padilla, 2006-07	27
Jeremy Johnson, 1997-00	27
5. Daryl Graham, 2006-07	25
Darin Kinsolving, 1997-00	25
Tom Breuer, 1993-96	25
8. Charlie Marino, 1998-00	24
9. Denver Stuckey, 2000-03	23
Vern Hatton, 2001-02	23
Jeff Bourbon, 1998-01	23

Stolen Bases

1. Denver Stuckey, 2000-03	52
2. Jeremy Johnson, 1997-00	50
3. Jason Blum, 2012-15	48
4. Kerry Robinson, 1993-95	46
Kenton Parmley, 2009-23	46
6. Doug Muench, 1985-86	44
7. Lance Craft, 1996-97	39
8. Trevor Ezell, 2015-present	37
Cole Bieser, 2011-14	37
Nick Harris, 2007-11	37

Runs Scored

1. Jeremy Johnson, 1997-00	214
2. Kenton Parmley, 2009-12	206
Jim Klocke, 2007-10	206
4. Jason Blum, 2012-15	193
5. Denver Stuckey, 2000-03	178
6. Clemente Bonilla, 1999-02	172
7. Trenton Moses, 2008-12	159
8. Branden Boggetto, 2013-16	158
Jeff Bourbon, 1998-01	151
Darin Kinsolving, 1997-00	151

Home Runs

1. Steve Williams, 1981-84	52
2. Jeremy Johnson, 1997-00	49
Darin Kinsolving, 1997-00	49
4. Dan Patterson, 1984-86	40
5. Charlie Marino, 1998-00	39
6. Trenton Moses, 2008-12	36
7. Jeff Bourbon, 1998-01	34
8. Kenton Parmley, 2008-12	32
Jim Klocke, 2007-10	32
10. Matt Wagner, 2007-09	31
Brian Hopkins, 2001-03	31

Total Bases

1. Jeremy Johnson, 1997-00	521
2. Kenton Parmley, 2009-12	457
3. Jim Klocke, 2007-10	442
4. Zach Borowiak, 2000-03	425
5. Trenton Moses, 2008-12	406
6. Darin Kinsolving, 1997-00	389
7. Jeff Bourbon, 1998-01	387
8. Branden Boggetto, 2013-16	376
9. Andy Lennington, 2012-15	357
10. Denver Stuckey, 2000-03	349

SINGLE-GAME RECORDS

At-Bats

8, Omar Padilla
at Austin Peay (4/22/07)

Hits

6, 3x, last by Branden Boggetto
at UT Martin (3/25/16)

Triples

2, 7x, last by Andy Lennington
at Morehead State (3/22/13)

RBI

9, by Dan Shy
at Lincoln (4/21/89)

Walks

5, by Clemente Bonilla
at Austin Peay (5/19/00)

Runs Scored

5, 7x, last by Jason Blum
at Austin Peay (4/13/14)

Doubles

3, 12x, last by Ryan Rippee
at UT Martin (3/22/16)

Home Runs


4, by Scott Pruneau
at Austin Peay (4/13/14)

Stolen Bases

4, by Lance Craft
at Murray State (3/16/97)

Strikeouts

4, 18x, last by Ryan Rippee
vs. Morehead State (3/20/16)



Jim Klocke

Southeast Missouri State REDHAWKS

SINGLE-SEASON PITCHING

Earned Run Average

(Minimum 40 Innings Pitched)

1. Mike Payne, 1970	1.30
2. Todd Pennington, 2001	1.33
3. Trae Hastings, 1978	1.38
4. Galen McSpadden, 1973	1.47
5. Galen McSpadden, 1974	1.53
6. Kenny Reinagel, 1984	1.64
7. Jeff Hilz, 2000	1.71
8. Jerry Payne, 1972	1.73
9. Mike Payne, 1972	1.88
10. Steve Hosick, 1977	1.93

Wins

1. Tim Alvarez, 2003	14
2. Brad Purcell, 2002	12
Brandon Smith, 2002	12
Todd Pennington, 2001	12
5. Ryan Spille, 1998	11
Brian Harper, 1988	11
7. Joey Lucchesi, 2016	10
Ryan Spille, 1999	10
Jim Parks, 1989	10
Lee Lummus, 1987	10

Losses

1. Jamie McAlister, 2006	12
2. John Jarvis, 1992	10
3. Casey Johnson, 2005	9
Jamie McAlister, 2005	9
5. Tommy Thomas, 2001	8
Zack Smith, 2012.	8
7. Jamie McAlister, 2005	7
Anthony Maupin, 2004	7
David Michel, 1997	7
Dave Siboda, 1997	7
Kerry McMahon, 1994	7
Dave Gronowski, 1981	7

Saves

1. Brad Smith, 2004	11
2. Logan Mahon, 2011	8
Hal Hempe, 1987	8
4. Bobby Hurst, 2013	7
Jim Klocke, 2009	7
6. Carlos Vega, 2017	6
Brady Wright, 2014	6
8. Justin Murphy, 2016	5
Shae Simmons, 2011	5
Shae Simmons, 2010	5
Mark Frazier, 2002	5
Jeff Hunt, 1976	5

Games Started

1. Dave Jorn, 1976	19
2. Casey Johnson, 2005	17
Brad Purcell, 2002	17
Jason Swearingen, 1998	17
5. Joey Lucchesi, 2016	16
Robert Beltran, 2016	16
Will Spitzfaden, 2013	16
Derek Herbig, 2005	16
Dan Huesgen, 2000	16
John Jarvis, 1992	16

Appearances

1. Jared Waldhoff, 2017	30
Bobby Hurst, 2013	30
Brad Smith, 2004	30
4. Tony Zerrusen, 2013	29
Casey Johnson, 2005	29
6. Jake Busiek, 2016	28
Skylar Cobb, 2013	28
Jamie McAlister, 2005	28
Jeff Hilz, 2000	28
10. Justin Murphy, 2016	27
Jeff Hilz, 2001	27

Shutouts

1. Trae Hastings, 1976	4
2. Asif Shah, 2007	3
Tim Alvarez, 2003	3
Todd Pennington, 2001	3
Dan Huesgen, 1999	3
6. 12 pitchers tied	2
(Last by Dustin Renfrow in 2007)	

Complete Games

1. Jason Swearingen, 1998	9
Lance Hemmer, 1983	9
3. Ryan Spille, 1999	8
Ryan Spille, 1998	8
Brian Harper, 1988	8
Dan Stroud, 1983	8
Trae Hastings, 1976	8
8. 7 pitchers tied	7
(Last by Anthony Maupin in ..	
2004)	

Innings Pitched

1. Brad Purcell, 2002	117.0
2. Joey Lucchesi, 2016	111.0
3. Jason Swearingen, 1998	110.0
4. Jamie McAlister, 2006	109.1
5. Ryan Spille, 1998	109.0
6. Tim Alvarez, 2003	108.1
7. Ryan Spille, 1999	104.1
8. Anthony Maupin, 2004	103.1
9. Lanson Debrock, 2000	99.1
10. Joey Evans, 2005	98.1

Strikeouts

1. Joey Lucchesi, 2016	149
2. Ryan Spille, 1998	130
3. Todd Pennington, 2001	121
4. Brad Purcell, 2002	102
5. Clay Chandler, 2016	96
6. Brian Harper, 1988	94
7. Joey Lucchesi, 2015	93
8. Alex Winkelman, 2015	92
Tommy Thomas, 2000	92
10. Shae Simmons, 2012	89

Strikeouts (9 innings)

(Minimum 40 Innings Pitched)

1. Galen McSpadden, 1973	12.14
2. Joey Lucchesi, 2016	12.08
3. Hal Hempen, 1987	12.02
4. Jon Nourie, 2003	11.62
5. Jeff Hilz, 2001	11.60
6. Todd Pennington, 2001	11.46
7. Tommy Thomas, 2000	11.39
8. Ralph Hachman, 1965	11.38
9. Jake Busiek, 2016	11.07
10. Brad Smith, 2004	10.93

Walks Allowed

1. Casey Johnson, 2005	59
2. Joe Schulte, 1985	53
3. Alex Winkelman, 2015	51
4. Derek Herbig, 2005	52
Mike Fitch, 2004	52
Shae Simmons, 2012	52
7. Ryan Spille, 1998	50
John Jarvis, 1992	50
9. Joey Lucchesi, 2015	47
10. Asif Shah, 2006	46

Walks (9 innings)

(Minimum 40 Innings Pitched)

1. Jason Swearingen, 1998	1.39
2. Max Mitts, 1994	1.60
3. Troy Pehle, 1995	1.61
4. Will Spitzfaden, 2013	1.86
5. Dan Huesgen, 1999	1.88
6. Justin Murphy, 2017	1.89
Jamie McAlister, 2006	1.89
Jeff Bohnert, 1986	1.89
9. Clay Chandler, 2016	1.94
10. David Michel, 1996	2.06



Shae Simmons



Joey Lucchesi

Southeast Missouri State REDHAWKS

CAREER PITCHING

Earned Run Average

(Minimum 100 Innings Pitched)

1. Dave Jorn, 1975-76	2.24
2. Trae Hastings, 1975-78	2.30
3. Kenny Reinagel, 1982-84	2.41
4. Jeff Hilz, 2000-01	2.42
5. Joey Lucchesi, 2015-16	2.62
6. Galen McSpadden, 1971-74	2.65
7. Tim Alvarez, 2002-03	2.82
8. Todd Pennington, 1999-01	2.83
9. Tim Smith, 1975-76	2.88
10. Mike Payne, 1969-72	2.90

Wins

1. Lee Lummus, 1986-89	28
2. Jason Swearingen, 1995-98	27
3. Dan Huesgen, 1997-00	22
Trae Hastings, 1975-78	22
5. Ryan Spille, 1998-99	21
Jim Parks, 1987-91	21
Brian Harper, 1986-88	21
8. Tim Alvarez, 2002-03	19
9. David Michel, 1995-97	18
Galen McSpadden, 1971-74	18

Losses

1. Jamie McAlister, 2005-06	20
2. Jason Swearingen, 1995-98	17
3. Lanson Debrock, 1997-00	16
4. David Michel, 1995-97	15
Troy Pehle, 1994-97	15
6. Zack Smith, 2012-13	14
John Jarvis, 1991-92	14
D. Dannenmueller, 1990-93	14
9. Anthony Maupin, 2004-06	13
Dan Huesgen, 1997-00	13
Jim Parks, 1987-91	13
Keith Boeller, 1980-83	13

Saves

1. Brad Smith, 2003-05	13
2. Shae Simmons, 2010-12	10
Hal Hempen, 1986-87	10
4. Bobby Hurst, 2012-13	9
Jim Klocke, 2007-09	8
Logan Mahon, 2010-11	8
7. Matthew Wade, 2015-present	7
Brady Wright, 2014-16	7
Troy Pehle, 1994-97	7
10. Carlos Vega, 2017-present	6
Josh Parham, 2005-07	6
Jeff Hilz, 2000-01	6

Games Started

1. Jason Swearingen, 1995-98	56
2. Derek Herbig, 2004-06	39
David Michel, 1995-97	39
Lee Lummus, 1986-89	39
5. Dan Huesgen, 1997-00	38
6. Alex Winkelman, 2013-15	35
7. Lanson Debrock, 1997-00	34
8. Jim Parks, 1987-91	33
Trae Hastings, 1975-78	33
10. Josh Syberg, 2007-11	32

Appearances

1. Alex Siddle, 2013-16	80
2. Jason Swearingen, 1995-98	76
3. Dan Huesgen, 1997-00	70
4. Lanson Debrock, 1997-00	69
5. Josh Parham, 2005-07	66
Troy Pehle, 1994-97	66
7. Christian Hull, 2011-14	65
Brandon Smith, 1999-02	65
9. Shae Simmons, 2010-12	63
10. Ryan Forsyth, 2003-05	59

Shutouts

1. Trae Hastings, 1975-78	5
2. Asif Shah, 2006-07	3
Tim Alvarez, 2002-03	3
Todd Pennington, 1999-01	3
Dan Huesgen, 1997-00	3
Ryan Spille, 1998-99	3
Doug Baker, 1990-91	3
Lance Hemmer, 1982-84	3
Kenny Reinagel, 1982-84	3
Keith Boeller, 1980-83	3

Complete Games

1. Trae Hastings, 1975-78	24
2. Jason Swearingen, 1995-98	21
3. Ryan Spille, 1998-99	16
4. Jim Parks, 1987-91	15
Keith Boeller, 1980-83	15
6. Brian Harper, 1986-88	14
7. Anthony Maupin, 2004-06	13
8. Lee Lummus, 1986-89	12
Lance Hemmer, 1982-84	12
Dan Stroud, 1981-83	12
Galen McSpadden, 1971-74	12

Innings Pitched

1. Jason Swearingen, 1995-98	368.1
2. Dan Huesgen, 1997-00	283.1
3. David Michel, 1995-97	247.0
4. Lee Lummus, 1986-89	246.1
5. Jim Parks, 1987-91	240.0
6. Lanson Debrock, 1997-00	235.1
7. Trae Hastings, 1975-78	234.1
8. Alex Winkelman, 2013-15	229.1
9. Ryan Spille, 1998-99	213.1
10. Brian Harper, 1986-88	207.1

Strikeouts

1. Joey Lucchesi, 2015-16	242
2. Trae Hastings, 1975-78	239
3. Ryan Spille, 1998-99	215
4. Brian Harper, 1986-88	209
5. Alex Winkelman, 2013-15	204
Galen McSpadden, 1971-74	204
7. Dan Huesgen, 1997-00	201
Jason Swearingen, 1995-98	201
9. Jim Parks, 1987-91	196
10. David Michel, 1995-97	183

Strikeouts (9 innings)

(Minimum 100 Innings Pitched)

1. Joey Lucchesi, 2015-16	10.94
2. Jeff Hilz, 2000-01	10.78
3. Todd Pennington, 1999-01	10.54
4. Joe Schulte, 1984-85	10.20
5. Tommy Thomas, 2000-01	10.06
6. Shae Simmons, 2010-12	9.98
7. Galen McSpadden, 1971-74	9.32
8. Trae Hastings, 1975-78	9.18
9. Ryan Spille, 1998-99	9.07
Brian Harper, 1986-88	9.07

Walks Allowed (9 innings)

(Minimum 100 Innings Pitched)

1. Max Mitts, 1993-94	1.81
2. Clay Chandler, 2016-17	2.13
Jason Swearingen, 1995-98	2.13
4. Justin Murphy, 2016-17	2.33
5. Jeff Bohnert, 1985-86	2.35
6. Jamie McAlister, 2005-06	2.50
7. Dustin Renfrow, 2007-08	2.60
8. Dan Huesgen, 1997-00	2.64
9. Kyle Guimeny, 2009-10	2.76
Tim Alvarez, 2002-03	2.76

Returnees in **Bold**

SINGLE-GAME RECORDS

Strikeouts	17, 2x, last by Joey Lucchesi vs. Murray State (4/28/16)
Innings Pitched	11, by Tom Reinagel (4/19/71)



Jason Swearingen

Southeast Missouri State REDHAWKS

MISCELLANEOUS RECORDS

Postseason History

(Since Joining NCAA Division I)

OVC Tournament

Appearances and Records

(Finish)

1992.....	1-2
1995.....	2-2 (2 nd)
1996.....	1-2
1997.....	3-2 (2 nd)
1998.....	3-0 (1 st)
1999.....	0-2
2000.....	2-2 (2 nd)
2001.....	0-2
2002.....	4-1 (1 st)
2003.....	1-2
2004.....	3-2 (2 nd)
2005.....	0-2
2006.....	2-2
2007.....	1-2
2008.....	3-2 (2 nd)
2009.....	0-2
2010.....	0-2
2011.....	2-2
2012.....	2-2
2013.....	2-2
2014.....	1-2
2015.....	3-2 (2 nd)
2016.....	4-1 (1 st)
2017.....	1-2

Overall Record.....41-44

NCAA Tournament Results

1998 Midwest Regional

Wichita, Kan.

5/21 vs. Wichita State - L, 4-7

5/21 vs. Georgia Tech - L, 5-14

2002 Tuscaloosa Regional

Tuscaloosa, Ala.

5/31 vs. Alabama - W, 7-4

6/1 vs. Florida Atlantic - L, 6-12

6/1 vs. Alabama - L, 4-7

2016 Starkville Regional

Starkville, Miss.

6/3 vs. Mississippi State - L, 5-9

6/4 vs. Louisiana Tech - L, 4-9

Single-Season Wins

1. 2016.....	39
2. 2014.....	37
2002.....	37
2000.....	37
5. 2015.....	36
6. 2011.....	34
2001.....	34
8. 2007.....	32
1998.....	32
1995.....	32

Single-Season Winning Percentage

1. 1965.....	.800 (16-4)
2. 1973.....	.778 (14-4)
3. 1982.....	.769 (30-9)
4. 1964.....	.750 (15-5)
5. 1983.....	.744 (29-10)
6. 1986.....	.686 (29-13-1)
7. 2000.....	.685 (37-17)
8. 1971.....	.682 (15-7)
9. 1975.....	.667 (18-9)
10. 1977.....	.658 (25-13)

Single-Season Runs

1. 2016.....	474
2. 2015.....	473
3. 2010.....	452
4. 2014.....	408
5. 2000.....	397
6. 1998.....	396
7. 2002.....	393
8. 2017.....	388
9. 2011.....	387
10. 2003.....	381

Single-Season Batting Average

1. 1986.....	.354
2. 2010.....	.346
3. 1982.....	.324
4. 1985.....	.323
5. 1989.....	.322
6. 2003.....	.321
1963.....	.321
8. 2011.....	.316
9. 1983.....	.315
10. 2000.....	.314

Single-Season Earned Run Average

1. 1973.....	1.82
2. 1972.....	2.32
1970.....	2.32
4. 1974.....	2.37
5. 1965.....	2.64
6. 1975.....	2.65
7. 1991.....	3.16
8. 1976.....	3.17
9. 1977.....	3.39
10. 1982.....	3.44

Single-Season Fielding Percentage

1. 2015.....	.977
2. 2014.....	.969
3. 2008.....	.968
4. 2011.....	.986
5. 2017.....	.967
2012.....	.967
7. 2007.....	.965
8. 2016.....	.964
2005.....	.964
2001.....	.964
2000.....	.964

Consecutive Streaks

Wins

Length	Year	Details
14	2003	3/12 (vs. St. Louis) - 4/12 (at Eastern Ky.), snapped: 4/12 (at Eastern Ky.)
13	1973	Game 1 (vs. Centenary) - Game 13 (vs. Lincoln), snapped: Game 14 (vs. Lincoln)
11	2016	3/11 (at Eastern Kentucky) - 4/5 (vs. Arkansas State), snapped: 4/4 (at Austin Peay)
11	1985	4/3 (gm. 2 vs. Evansville) - 4/19 (vs. Northeastern Ill.), snapped: 4/20 (at SIU-E)
11	1977	Game 12 (vs. Mo.-Rolla) - Game 22 (vs. Mo. State), snapped: Game 23 (vs. Truman St.)
10	1976	Game 2 (vs. Memphis) - Game 11 (vs. Tenn.-Martin), snapped: Game 12 (vs. Tenn.-Martin)

Losses

Length	Year	Details
10	2012	3/14 (vs. UALR) - 3/30 (at Eastern Illinois), snapped 3/31 (at Eastern Illinois)
8	1992	2/19 (at Ark. State) - 3/8 (at Columbus College), snapped: 3/8 (at Columbus College)
7	2006	3/11 (vs. South Dakota St.) - 3/26 (at UT Martin), snapped: 3/29 (vs. Missouri)
7	1981	4/8 (at Southern Ill.) - 4/18 (vs. Mo.-St. Louis), snapped: 4/21 (vs. Maryville)
7	1969	Game 4 (vs. Wisc. State) - Game 10 (vs. Mo.-Rolla), snapped: Game 11 (vs. Mo.-Rolla)
6	4x	last 2008 4/9 (vs. Arkansas State) - 4/19 (Samford, Gm. 1), snapped: 4/19 (Samford, Gm. 2)

Shutout Wins

3, 3 times; Last: 4/1/06 (vs. Murray St.) - 4/2/06 (vs. Murray St.)


Southeast Missouri State REDHAWKS

COACHING HISTORY



Ed Williams

1959; 1 season
4-5-1 (.450)



Joe Uhls

1960-1984; 25 seasons
373-257-5 (.591)



Palmer Muench

1985-1994; 10 seasons
235-206-3 (.533)



Mark Hogan

1995-2012; 18 seasons
526-456-1 (.536)



Steve Bieser

2013-2016; 4 seasons
138-97 (.587)

Andy Sawyers

2017-Present
29-26 (.527)

Year	Coach	Won	Lost	Tied	Pct.	Year	Coach	Won	Lost	Tied	Pct.	Year	Coach	Won	Lost	Tied	Pct.
1959	Williams	4	5	1	.450	1980	Uhls	22	17	1	.562	2001	Hogan	34	20	0	.630
1960	Uhls	4	6	0	.400	1981	Uhls	15	21	1	.419	2002	Hogan	37	20	0	.649
1961	Uhls	6	8	1	.433	1982	Uhls	30	9	0	.769	2003	Hogan	31	20	0	.608
1962	Uhls	5	12	1	.306	1983	Uhls	29	10	0	.744	2004	Hogan	29	28	0	.509
1963	Uhls	11	9	0	.550	1984	Uhls	17	12	0	.586	2005	Hogan	24	32	0	.429
1964	Uhls	15	5	0	.750	1985	Muench	28	15	1	.648	2006	Hogan	23	33	0	.411
1965	Uhls	16	4	0	.800	1986	Muench	29	13	1	.686	2007	Hogan	32	24	0	.571
1966	Uhls	11	8	0	.579	1987	Muench	28	20	0	.583	2008	Hogan	26	26	0	.500
1967	Uhls	13	10	0	.565	1988	Muench	19	23	0	.452	2009	Hogan	26	25	0	.510
1968	Uhls	9	11	0	.450	1989	Muench	27	17	0	.614	2010	Hogan	30	25	0	.545
1969	Uhls	6	12	1	.342	1990	Muench	21	19	1	.524	2011	Hogan	34	22	0	.607
1970	Uhls	9	11	0	.450	1991	Muench	25	18	0	.581	2012	Hogan	23	36	0	.390
1971	Uhls	15	7	0	.682	1992	Muench	22	27	0	.449	2013	Bieser	26	33	0	.441
1972	Uhls	11	10	0	.524	1993	Muench	13	27	0	.325	2014	Bieser	37	20	0	.649
1973	Uhls	14	4	0	.778	1994	Muench	23	27	0	.460	2015	Bieser	36	23	0	.610
1974	Uhls	17	13	0	.567	1995	Hogan	32	21	0	.604	2016	Bieser	39	21	0	.650
1975	Uhls	18	9	0	.667	1996	Hogan	25	23	1	.520	2017	Sawyers	29	26	0	.527
1976	Uhls	28	15	0	.651	1997	Hogan	24	33	0	.421						
1977	Uhls	25	13	0	.658	1998	Hogan	32	24	0	.571						
1978	Uhls	14	11	0	.560	1999	Hogan	27	27	0	.500						
1979	Uhls	13	10	0	.565	2000	Hogan	37	17	0	.685						

MARK HOGAN

Mark Hogan, the all-time winningest coach in Southeast Missouri State University baseball history, announced his retirement after 18 seasons on July 30, 2012. Hogan compiled a 526-456-1 (.536) record with one Ohio Valley Conference regular-season title (2002), two OVC Tournament crowns (1998, 2002) and the program's only two NCAA Tournament appearances (1998, 2002). Hogan achieved many milestones throughout his illustrious 31-year career which culminated with an overall record of 911-713-3 between the NCAA Division I, NCAA Division II and NJCAA Division I ranks. Most recently, Hogan picked up his 900th career win when the Redhawks beat Arkansas State on Apr. 17, 2012. Prior to that, Hogan notched his 500th victory at Southeast when the Redhawks defeated Eastern Illinois on May 20, 2011. In 2007, Hogan surpassed the legendary Joe Uhls for the most wins in school history.

- 526 victories at Southeast (1995-2012)
- 248 OVC victories
- 18 OVC Tournament Appearances
- 15 Major League Draft picks
- 80 All-OVC selections
- 5 OVC Pitcher of the Year Selections
- 4 OVC Player of the Year Selections
- 4 OVC Rookie of the Year Selections

- 2 OVC Tournament Championships
- 2 NCAA Regional Appearances
- 1 OVC Regular-Season Title
- 911 Career victories in 31 years as a head coach
- 1,627 games coached, including 983 at Southeast Missouri



Southeast Missouri State REDHAWKS

ANNUAL LEADERS

Hitting

Batting Average

1959	.333 - Black
1960	.351 - Probst, Ron
1961	.367 - Plassmeyer, Kenneth
1962	.282 - Wadlington, Gary
1963	.400 - Newcomb, Keith
1964	.406 - Wadlington, Gary
1965	.429 - Vaughn, Steve
1966	.274 - Steimle, Doug
1967	.333 - Metz, Don
1968	.318 - Vaughn, Steve
1969	.299 - Metz, Don
1970	.351 - Metz, Don
1971	.343 - Wallace, Ron
1972	.377 - Auer, Ron
1973	.319 - Wengert, Gary
1974	.382 - Amick, Mark
1975	.333 - Dambach, Grant
1976	.348 - Amick, Mark
1977	.328 - Samples, Mike
1978	.370 - Basta, Ed
1979	.361 - Schatzley, Bill
1980	.344 - Dohogne, Rick
1981	.355 - Deal, Russ
1982	.418 - Janet, Chris
1983	.378 - Daily, Rick
1984	.438 - Patterson, Dan
1985	.376 - Steward, Lon
1986	.441 - Shadowens, Chris
1987	.397 - Stucker, Gary
1988	.350 - Steffens, Jeff
1989	.489 - Shy, Dan
1990	.361 - Thomas, Scott
1991	.439 - Shylanski, Todd
1992	.362 - Pierce, Rhett
1993	.350 - Pruneau, Scott
1994	.329 - Crosnoe, Rex
1995	.385 - Robinson, Kerry
1996	.358 - Curran, Rusty
1997	.426 - Collier, Lamonte
1998	.351 - Yount, Kyle
1999	.412 - Johnson, Jeremy
2000	.408 - Johnson, Jeremy
2001	.382 - Bonilla Jr., Clemente
2002	.369 - Hatton, Vern
2003	.401 - Hopkins, Brian
2004	.368 - Horstman, Eric
2005	.352 - Horstman, Eric
2006	.337 - Padilla, Omar
2007	.325 - Padilla, Omar
2008	.357 - Klocke, Jim
2009	.394 - Klocke, Jim

2010	.398 - Jones, Casey
2011	.395 - Moses, Trenton
2012	.408 - Moses, Trenton
2013	.345 - Hewitt, Dalton
2014	.403 - Gibson, Derek
2015	.333 - Lennington, Andy
2016	.367 - Osborne, Chris
2017	.376 - Wright, Danny

Slugging Percentage

1965	.943 - Vaughn, Steve
1966	.467 - Steimle, Doug
1967	.513 - Metz, Don
1968	.500 - Metz, Don
1969	.486 - Metz, Don
1970	.581 - Metz, Don
1971	.610 - Auer, Ron
1972	.705 - Auer, Ron
1973	.429 - Amick, Mark
1974	.490 - Amick, Mark
1975	.473 - Dambach, Grant
1976	.553 - Wieser, Dan
1977	.675 - Wieser, Dan
1978	.646 - Murphy, Dan
1979	.514 - Dohogne, Rick
1980	.600 - Williams, Joe
1981	.709 - Deal, Russ
1982	.823 - Williams, Steve
1983	.814 - Williams, Steve
1984	.850 - Patterson, Dan
1985	.854 - Patterson, Dan
1986	.832 - Shadowens, Chris
1987	.853 - Kumer, Kerry
1988	.516 - DeFere, Dean
1989	.965 - Shy, Dan
1990	.585 - Edwards, Tim
1991	.764 - Shylanski, Todd
1992	.581 - Shylanski, Todd
1993	.490 - Pruneau, Scott
1994	.515 - Crosnoe, Rex
1995	.636 - Schaefer, Brian
1996	.573 - Clark, Shawn
1997	.663 - Collier, Lamonte
1998	.727 - Marino, Charlie
1999	.727 - Johnson, Jeremy
2000	.770 - Johnson, Jeremy
2001	.645 - Bonilla Jr., Clemente
2002	.649 - Hatton, Vern
2003	.792 - Hopkins, Brian
2004	.568 - Montiel, Frankie
2005	.481 - Lawson, Brent
2006	.515 - Payne, Jordan
2007	.514 - Padilla, Omar
2008	.582 - Harris, Nick

2009	.667 - Haseltine, Louie
2010	.635 - Klocke, Jim
2011	.672 - Moses, Trenton
2012	.761 - Moses, Trenton
2013	.496 - Blum, Jason
2014	.657 - Teller, Matt
2015	.583 - Boggetto, Branden
2016	.741 - Osborne, Chris
2017	.601 - Holst, Dan

On Base Percentage

1959	.333 - Black
1960	.351 - Probst, Ron
1961	.367 - Plassmeyer, Kenneth
1962	.282 - Wadlington, Gary
1963	.400 - Newcomb, Keith
1964	.406 - Wadlington, Gary
1965	.545 - Vaughn, Steve
1966	.274 - Steimle, Doug
1967	.333 - Metz, Don
1968	.316 - Metz, Don
1969	.299 - Metz, Don
1970	.448 - Metz, Don
1971	.437 - Drury, Mark
1972	.513 - Auer, Ron
1973	.250 - Amick, Mark
1974	.447 - Amick, Mark
1975	.415 - Dambach, Grant
1976	.443 - Amick, Mark
1977	.445 - Wieser, Dan
1978	.474 - Basta, Ed
1979	.440 - Dohogne, Rick
1980	.442 - Thompson, Jay
1981	.467 - Deal, Russ
1982	.496 - Wood, Brent
1983	.490 - Morris, Jeff
1984	.495 - Patterson, Dan
1985	.519 - Steward, Lon
1986	.488 - Shadowens, Chris
1987	.462 - Sandheinric, Kelly
1988	.453 - Bieser, Steve
1989	.549 - Shy, Dan
1990	.434 - Thomas, Scott
1991	.516 - Shylanski, Todd
1992	.456 - Pierce, Rhett
1993	.426 - Crosnoe, Rex
1994	.413 - Crosnoe, Rex
1995	.475 - Crosnoe, Rex
1996	.427 - Curran, Rusty
1997	.496 - Collier, Lamonte
1998	.444 - Marino, Charlie
1999	.463 - Johnson, Jeremy
2000	.514 - Johnson, Jeremy
2001	.564 - Bonilla Jr., Clemente

2002	.494 - Bonilla Jr., Clemente
2003	.465 - Hopkins, Brian
2004	.443 - Horstman, Eric
2005	.433 - Horstman, Eric
2006	.424 - Rave, Aaron
2007	.443 - Klocke, Jim
2008	.469 - Klocke, Jim
2009	.484 - Klocke, Jim
2010	.449 - Campbell, Kody
2011	.502 - Moses, Trenton
2012	.531 - Moses, Trenton
2013	.453 - Blum, Jason
2014	.445 - Teller, Matt
2015	.442 - Blum, Jason
2016	.475 - Holst, Dan
2017	.509 - Holst, Dan

At-Bats

1959	39 - Jorgenson
1960	42 - Plassmeyer, Ken
1961	62 - Turk, Jim
1962	71 - Wadlington, Gary
1963	77 - Wadlington, Gary
1964	65 - Turk, Jim
1965	71 - Wadlington, Gary
1966	63 - Kesterson, Al
1967	80 - Vaughn, Steve
1968	76 - Metz, Don
1969	67 - Metz, Don
1970	74 - Metz, Don
1971	77 - Auer, Ron
1972	68 - Drury, Mark
1973	56 - Dambach, Mike
1974	102 - Amick, Mark
1975	93 - Dambach, Grant
1976	147 - Dambach, Grant
1977	131 - Samples, Mike
1978	82 - Murphy, Dan
1979	70 - Dohogne, Rick
1980	133 - Miller, Blake
1981	117 - Williams, Steve
1982	134 - Janet, Chris
1983	129 - Williams, Steve
	129 - Janet, Chris
1984	102 - Morris, Jeff
1985	139 - Muench, Doug
1986	152 - Gongwer, Tony
1987	126 - Giegling, Jim
	126 - Stucker, Gary
1988	157 - Steffens, Jeff
1989	141 - Shy, Dan
1990	143 - Steffens, Jeff
1991	162 - Pruneau, Scott
1992	166 - Layton, Aaron

Southeast Missouri State REDHAWKS

ANNUAL LEADERS

1993	143 - Pruneau, Scott
1994	177 - Robinson, Kerry
1995	226 - Robinson, Kerry
1996	179 - Curran, Rusty
1997	205 - Johnson, Jeremy
1998	228 - Yount, Kyle
1999	203 - Yount, Kyle
2000	211 - Meyer, Kevin
2001	211 - Borowiak, Zach
2002	229 - Stuckey, Denver
2003	216 - Stuckey, Denver
2004	229 - Bracamonte, Ernie
2005	227 - Horstman, Eric
2006	199 - Graham, Darryl
2007	228 - Harris, Nick
2008	225 - Cummings, Tyrell
2009	202 - Cummings, Tyrell
2010	237 - Parmley, Kenton
	237 - Adamson, Michael
2011	227 - Parmley, Kenton
2012	245 - Parmley, Kenton
2013	235 - Tellor, Matt
2014	233 - Tellor, Matt
2015	246 - Ezell, Trevor
2016	242 - Ezell, Trevor
	242 - Boggetto, Branden
2017	229 - Osborne, Chris

Runs Scored

1959	8 - O'Connor, Gerald
	8 - Jorgenson
	8 - Plassmeyer, Ken
1965	26 - Vaughn, Steve
1966	11 - Vaughn, Steve
	11 - Brune, Greg
	11 - Kesterson, Al
1967	20 - Reid, Bill
1968	15 - Metz, Don
1969	14 - Roll, Lee
1970	17 - Metz, Don
1971	16 - Auer, Ron
1972	18 - Auer, Ron
1973	11 - Landgraf, Jeff
1974	22 - Amick, Mark
1975	23 - Dambach, Grant
1976	39 - Wieser, Dan
1977	35 - Wieser, Dan
1978	25 - Basta, Ed
1979	17 - Samples, Mike
1980	26 - Dohogne, Rick
1981	33 - Deal, Russ
1982	47 - Williams, Steve
1983	50 - Morris, Jeff
1984	32 - Morris, Jeff

1985	44 - Simmons, Mark
1986	55 - Gongwer, Tony
1987	29 - Kumer, Kerry
	29 - Schreck, Chris
1988	25 - McConnell, Britt
1989	51 - Bieser, Steve
1990	31 - Thomas, Scott
1991	38 - Kress, Steve
1992	41 - Pierce, Rhett
1993	29 - Pruneau, Scott
1994	31 - Crosnoe, Rex
1995	57 - Robinson, Kerry
1996	43 - Collier, Lamonte
	43 - Curran, Rusty
1997	57 - Johnson, Jeremy
1998	62 - Marino, Charlie
1999	50 - Johnson, Jeremy
2000	61 - Johnson, Jeremy
2001	49 - Bonilla Jr., Clemente
2002	58 - Hatton, Vern
2003	58 - Hopkins, Brian
2004	61 - Horstman, Eric
2005	51 - Horstman, Eric
2006	43 - Graham, Darryl
2007	54 - Padilla, Omar
2008	53 - Klocke, Jim
2009	56 - Klocke, Jim
2010	67 - Parmley, Kenton
2011	64 - Adamson, Michael
2012	58 - Parmley, Kenton
2013	53 - Blum, Jason
2014	60 - Blum, Jason
	60 - Tellor, Matt
2015	66 - Ezell, Trevor
2016	70 - Ezell, Trevor
2017	61 - Osborne, Chris

Hits

1959	16 - Plassmeyer, Ken
1960	13 - Probst, Ron
1961	22 - Plassmeyer, Ken
1962	20 - Wadlington, Gary
1963	25 - Wadlington, Gary
1964	19 - Turk, Jim
1965	30 - Vaughn, Steve
1966	17 - Steimle, Doug
1967	26 - Metz, Don
1968	24 - Metz, Don
1969	20 - Metz, Don
1970	26 - Metz, Don
1971	24 - Drury, Mark
	24 - Auer, Ron
1972	27 - Drury, Mark
1973	16 - Paskus, John

1974	39 - Amick, Mark
1975	31 - Dambach, Grant
1976	47 - Amick, Mark
	47 - Wieser, Dan
1977	43 - Samples, Mike
1978	30 - Basta, Ed
1979	23 - Dohogne, Rick
1980	45 - Dohogne, Rick
1981	41 - Williams, Steve
1982	56 - Janet, Chris
1983	45 - Daily, Rick
	45 - Williams, Steve
1984	35 - Patterson, Dan
	35 - Janet, Chris
1985	50 - Muench, Doug
1986	63 - Shadowens, Chris
1987	50 - Stucker, Gary
1988	55 - Steffens, Jeff
1989	69 - Shy, Dan
1990	47 - Steffens, Jeff
1991	69 - Shylanski, Todd
1992	59 - Pierce, Rhett
1993	50 - Pruneau, Scott
1994	57 - Rives
1995	87 - Robinson, Kerry
1996	64 - Curran, Rusty
1997	86 - Collier, Lamonte
1998	80 - Yount, Kyle
1999	80 - Johnson, Jeremy
2000	80 - Johnson, Jeremy
2001	66 - Borowiak, Zach
2002	82 - Hatton, Vern
2003	81 - Hopkins, Brian
2004	84 - Horstman, Eric
2005	80 - Horstman, Eric
2006	62 - Padilla, Omar
2007	69 - Padilla, Omar
2008	74 - Cummings, Tyrell
2009	78 - Cummings, Tyrell
2010	92 - Adamson, Michael
2011	82 - Adamson, Michael
2012	89 - Parmley, Kenton
2013	73 - Tellor, Matt
	73 - Blum, Jason
2014	91 - Gibson, Derek
2015	77 - Ezell, Trevor
	77 - Boggetto, Branden
2016	85 - Gandolfo, Garrett
2017	81 - Osborne, Chris

Runs Batted In

1965	20 - Wadlington, Gary
1966	15 - Steimle, Doug
1967	24 - Vaughn, Steve
1968	15 - Vaughn, Steve
1969	14 - Kuehler, Dan
1970	21 - Drury, Mark
1971	19 - Yount, Steve
1972	14 - Drury, Mark
1973	12 - Dambach, Mike
1974	20 - McClarty, Pat
1975	15 - Dambach, Grant
	15 - Wieser, Dan
1976	37 - Wieser, Dan
1977	30 - Wieser, Dan
1978	21 - Criscione, Bill
	21 - Murphy, Dan
1979	14 - Schatzley, Bill
1980	28 - Dohogne, Rick
1981	34 - Williams, Steve
1982	51 - Williams, Steve
1983	53 - Williams, Steve
1984	31 - Patterson, Dan
1985	45 - Patterson, Dan
1986	57 - Shadowens, Chris
1987	36 - Kumer, Kerry
1988	27 - DeFere, Dean
1989	50 - Shy, Dan
1990	26 - Edwards, Tim
	26 - Steffens, Jeff
1991	50 - Shylanski, Todd
1992	42 - Shylanski, Todd
1993	32 - Crosnoe, Rex
1994	34 - Rives
1995	67 - Schaefer, Brian
1996	46 - Clark, Shawn
1997	43 - Collier, Lamonte
1998	51 - Marino, Charlie
1999	45 - Johnson, Jeremy
2000	64 - Marino, Charlie
2001	55 - Bourbon, Jeff
2002	58 - Hatton, Vern
2003	59 - Hopkins, Brian
	59 - Borowiak, Zach
2004	51 - Bracamonte, Ernie
2005	43 - Montiel, Frankie
2006	28 - Olson, Levi
2007	50 - Shah, Asif
2008	58 - Cummings, Tyrell
2009	55 - Cummings, Tyrell
2010	66 - Jones, Casey
	66 - Klocke, Jim
2011	53 - Moses, Trenton
2012	61 - Moses, Trenton

Southeast Missouri State REDHAWKS

ANNUAL LEADERS

2013 46 - Tellor, Matt
2014 71 - Tellor, Matt
2015 61 - Boggetto, Branden
2016 61 - Gandolfo, Garrett
61 - Boggetto, Branden
2017 62 - Gagan, Tristen

Doubles

1965 11 - Vaughn, Steve
1966 3 - Steimle, Doug
1967 6 - Vaughn, Steve
1968 4 - Leonard, Jim
1969 4 - Metz, Don
1970 6 - Drury, Mark
1971 8 - Wallace, Ron
1972 3 - Wahl, Fred
3 - Auer, Ron
1973 3 - Paskus, John
1974 6 - Amick, Mark
1975 5 - Morgan, Bruce
5 - Dambach, Grant
1976 10 - Amick, Mark
1977 9 - Kuehn, Ralph
1978 7 - Chastain, Rick
1979 7 - Dohogne, Rick
1980 9 - Thompson, Jay
1981 8 - Rosburg, Paul
1982 11 - Wood, Brent
1983 11 - Daily, Rick
1984 10 - Morris, Jeff
1985 10 - Steward, Lon
1986 15 - Radetick, Joe
1987 9 - Giegling, Jim
1988 11 - McConnell, Britt
1989 10 - Bieser, Steve
1990 12 - Siebert, Scott
1991 18 - Shylanski, Todd
1992 14 - Shylanski, Todd
1993 13 - Pruneau, Scott
1994 15 - Crosnoe, Rex
15 - Schaefer, Brian
1995 18 - Crosnoe, Rex
1996 13 - Breuer, Tom
13 - Collier, Lamonte
1997 20 - Collier, Lamonte
1998 19 - Johnson, Jeremy
1999 19 - Bourbon, Jeff
2000 25 - Meyer, Kevin
2001 20 - Bonilla Jr., Clemente
2002 19 - Bonilla Jr., Clemente
2003 19 - Hopkins, Brian
19 - Borowiak, Zach
2004 22 - Montiel, Frankie
2005 16 - Lawson, Brent

2006 17 - Olson, Levi
2007 12 - Harris, Nick
12 - Padilla, Omar
2008 16 - Cummings, Tyrell
2009 20 - Klocke, Jim
2010 23 - Adamson, Michael
2011 19 - Jones, Casey
2012 16 - Moses, Trenton
2013 21 - Blum, Jason
2014 18 - Tellor, Matt
18 - Lennington, Andy
2015 23 - Boggetto, Branden
2016 21 - Gandolfo, Garrett
2017 18 - Osborne, Chris

Triples

1965 8 - Vaughn, Steve
1966 1 - Vaughn, Steve
1 - Kesterson, Al
1 - Glastetter, Jim
1967 4 - Metz, Don
1968 2 - Vaughn, Steve
1969 2 - Kuehler, Dan
1970 3 - Metz, Don
1971 4 - Auer, Ron
1972 1 - Drury, Mark
1 - Auer, Ron
1973 1 - Kitchen, Terry
1 - Amick, Mark
1 - Wengert, Gary
1 - Paskus, John
1974 3 - Wahl, Fred
1975 2 - Amick, Mark
2 - Korando, Tony
1976 2 - Wieser, Dan
2 - Amick, Mark
1977 1 - Chastain, Rick
1 - Criscione, Bill
1 - Wieser, Dan
1 - Kuehn, Ralph
1978 2 - Schmidt, Lynn
1979 1 - Schatzley, Bill
1 - Williams, Joe
1980 1 - Thompson, Jay
1 - Roberts, Mike
1 - Dohogne, Rick
1 - Schwartz, Dan
1 - Williams, Joe
1 - Osburn, Ted
1 - Wadlington, Scott
1981 1 - Deal, Russ
1 - Apprill, Greg
1 - Rosburg, Paul
1 - Morgan, Scott

1 - Janet, Chris
1 - Reinagel, Jeff
1982 4 - Janet, Chris
1983 3 - Janet, Chris
1984 1 - Ivie, Mike
1 - Potts, Randy
1 - Heuvelman, Arnie
1985 3 - Heuvelman, Arnie
1986 4 - Gongwer, Tony
1987 3 - Miller, Brad
3 - Schreck, Chris
1988 3 - Crosnoe, Cory
1989 5 - Shy, Dan
5 - Bieser, Steve
1990 4 - Steffens, Jeff
1991 3 - Layton, Aaron
3 - Shylanski, Todd
1992 3 - Hollrah, Scott
3 - Moeglin, Brian
1993 4 - Moeglin, Brian
1994 3 - Hopper, Scott
3 - Robinson, Kerry
1995 7 - Hopper, Scott
1996 3 - Goodman, Steve
1997 3 - Yount, Kyle
1998 3 - Kinsolving, Darin
3 - Johnson, Jeremy
1999 5 - Johnson, Jeremy
5 - Lowe, Steve
2000 2 - Meyer, Kevin
2 - Bonilla Jr., Clemente
2001 4 - Hatton, Vern
2002 9 - Hatton, Vern
2003 3 - Christian, Justin
3 - Hopkins, Brian
3 - Stuckey, Denver
2004 5 - Horstman, Eric
2005 2 - Horstman, Eric
2006 2 - Pritchett, Dustin
2007 4 - Harris, Nick
2008 4 - Harris, Nick
2009 2 - Cummings, Tyrell
2 - Spencer, Tony
2010 3 - Adamson, Michael
2011 3 - Slattey, Blake
2012 3 - Gibson, Derek
2013 4 - Lennington, Andy
2014 5 - Lennington, Andy
2015 6 - Ezell, Trevor
2016 4 - Boggetto, Branden
2017 4 - Osborne, Chris

Home Runs

1965 5 - Hearne, Gary
1966 3 - Steimle, Doug
1967 4 - Steimle, Doug
1968 4 - Vaughn, Steve
1969 2 - Wallace, Ron
1970 3 - Drury, Mark
3 - Yount, Steve
1971 6 - Yount, Steve
1972 5 - Auer, Ron
1973 2 - Kelam, Ron
2 - Landgraf, Jeff
2 - Paskus, John
1974 1 - Holdinghaus, Dave
1 - Kitchen, Terry
1 - Amick, Mark
1 - Howe, Mike
1 - Dambach, Mike
1 - McClarty, Pat
1975 3 - Amick, Mark
3 - Wieser, Dan
1976 6 - Wieser, Dan
1977 11 - Wieser, Dan
1978 8 - Murphy, Dan
1979 5 - Schatzley, Bill
1980 5 - Gross, David
5 - Williams, Joe
5 - Osburn, Ted
5 - Wadlington, Scott
5 - Dohogne, Rick
1981 10 - Deal, Russ
1982 16 - Williams, Steve
1983 18 - Williams, Steve
1984 9 - Patterson, Dan
9 - Williams, Steve
1985 20 - Patterson, Dan
1986 14 - Shadowens, Chris
1987 17 - Kumer, Kerry
1988 10 - DeFere, Dean
1989 16 - Shy, Dan
1990 6 - Edwards, Tim
1991 9 - Shylanski, Todd
1992 8 - Pruneau, Scott
1993 3 - Rives
3 - Breuer, Tom
1994 8 - Rives
1995 12 - Schaefer, Brian
1996 12 - Clark, Shawn
1997 8 - Collier, Lamonte
1998 21 - Marino, Charlie
1999 14 - Kinsolving, Darin
2000 19 - Johnson, Jeremy
2001 7 - Hatton, Vern
2002 10 - McDonald, Tristen

Southeast Missouri State REDHAWKS

ANNUAL LEADERS

2003 18 - Hopkins, Brian
2004 8 - Lopez, Freddy
8 - Bracamonte, Ernie
2005 5 - Lawson, Brent
5 - Payne, Jordan
5 - Lopez, Freddy
2006 7 - Payne, Jordan
2007 8 - Harris, Nick
8 - Padilla, Omar
2008 12 - Cummings, Tyrell
2009 13 - Wheeler, Justin
13 - Wagner, Matt
2010 17 - Haseltine, Louie
2011 11 - Moses, Trenton
2012 19 - Moses, Trenton
2013 8 - Teller, Matt
2014 15 - Teller, Matt
2015 13 - Boggetto, Branden
2016 15 - Osborne, Chris
2017 13 - Gagan, Tristen

Total Bases

1959 16 - Plassmeyer, Ken
1960 13 - Probst, Ron
1961 22 - Plassmeyer, Ken
1962 20 - Wadlington, Gary
1963 25 - Wadlington, Gary
1964 19 - Turk, Jim
1965 66 - Vaughn, Steve
1966 29 - Steimle, Doug
1967 41 - Vaughn, Steve
1968 40 - Vaughn, Steve
1969 29 - Metz, Don
1970 43 - Metz, Don
1971 47 - Auer, Ron
1972 43 - Auer, Ron
1973 27 - Paskus, John
1974 50 - Amick, Mark
1975 44 - Dambach, Grant
1976 78 - Wieser, Dan
1977 79 - Wieser, Dan
1978 53 - Murphy, Dan
1979 45 - Schatzley, Bill
1980 69 - Dohogne, Rick
1981 78 - Deal, Russ
1982 107 - Williams, Steve
1983 105 - Williams, Steve
1984 68 - Patterson, Dan
1985 117 - Patterson, Dan
1986 119 - Shadowens, Chris
1987 93 - Kumer, Kerry
1988 74 - Steffens, Jeff
1989 136 - Shy, Dan
1990 66 - Steffens, Jeff

1991 120 - Shylanski, Todd
1992 86 - Shylanski, Todd
1993 70 - Pruneau, Scott
1994 90 - Rives
1995 126 - Schaefer, Brian
1996 86 - Collier, Lamonte
1997 134 - Collier, Lamonte
1998 144 - Marino, Charlie
1999 141 - Johnson, Jeremy
2000 151 - Johnson, Jeremy
2001 98 - Bonilla Jr., Clemente
2002 144 - Hatton, Vern
2003 160 - Hopkins, Brian
2004 119 - Horstman, Eric
2005 99 - Horstman, Eric
2006 90 - Padilla, Omar
2007 109 - Padilla, Omar
2008 126 - Cummings, Tyrell
2009 123 - Cummings, Tyrell
123 - Klocke, Jim
2010 146 - Klocke, Jim
2011 119 - Moses, Trenton
2012 162 - Moses, Trenton
2013 114 - Teller, Matt
2014 153 - Teller, Matt
2015 141 - Boggetto, Branden
2016 139 - Gandolfo, Garrett
2017 134 - Osborne, Chris

Walks

1965 16 - Hearne, Gary
1969 12 - Roll, Lee
1970 17 - Wallace, Ron
1971 14 - Drury, Mark
1972 13 - Auer, Ron
1973 10 - Yount, Steve
10 - Landgraf, Jeff
1974 24 - Dambach, Mike
1975 16 - Korando, Tony
16 - Wahl, Fred
1976 28 - Morgan, Bruce
1977 29 - Wieser, Dan
1978 16 - Basta, Ed
1979 14 - Miller, Blake
1980 19 - Thompson, Jay
1981 24 - Williams, Steve
1982 37 - Deal, Russ
1983 37 - Morris, Jeff
1984 19 - Williams, Steve
1985 33 - Steward, Lon
33 - Hoffman, Craig
1986 32 - Gongwer, Tony
1987 24 - Miller, Brad
24 - Kumer, Kerry

1988 20 - Shy, Dan
1989 39 - Bieser, Steve
1990 17 - Horace, Scott
1991 24 - Shylanski, Todd
1992 25 - Kress, Steve
1993 26 - Crosnoe, Rex
1994 23 - Crosnoe, Rex
1995 36 - Crosnoe, Rex
1996 30 - Craft, Lance
1997 32 - Johnson, Jeremy
1998 27 - Kinsolving, Darin
1999 53 - Bonilla Jr., Clement
2000 42 - Johnson, Jeremy
2001 61 - Bonilla Jr., Clemente
2002 54 - Bonilla Jr., Clemente
2003 30 - Gilbert, Gary
2004 26 - Horstman, Eric
2005 26 - Payne, Jordan
2006 36 - Rave, Aaron
36 - Graham, Darryl
2007 34 - Klocke, Jim
2008 35 - Klocke, Jim
2009 29 - Klocke, Jim
2010 23 - Klocke, Jim
23 - Adamson, Michael
2011 32 - Adamson, Michael
2012 42 - Moses, Trenton
2013 30 - Blum, Jason
2014 38 - Blum, Jason
2015 41 - Ezell, Trevor
41 - Hewitt, Dalton
2016 55 - Holst, Dan
2017 49 - Holst, Dan

Hit By Pitch

1965 5 - Vaughn, Steve
1969 1 - Metz, Don
1 - Hotfelder, John
1 - Wallace, Ron
1970 2 - Williams, Ray
1971 12 - King, Jim
1972 4 - Auer, Ron
1973 2 - Yount, Steve
2 - Holdinghaus, Dave
2 - Kelam, Ron
1974 1 - Dambach, Grant
1 - Kitchen, Terry
1 - Wengert, Gary
1 - Amick, Mark
1975 2 - Kuehn, Ralph
1976 4 - Kuehn, Ralph
1977 2 - Eisenbach, Rick
2 - Criscione, Bill
2 - Dambach, Grant

1978 2 - Eisenbach, Rick
2 - Basta, Larry
1979 2 - Miller, Blake
2 - Deal, Russ
2 - Dohogne, Rick
1980 2 - Williams, Joe
2 - Dohogne, Rick
2 - Gross, David
1981 5 - Deal, Russ
1982 2 - Reinagel, Jeff
2 - Wood, Brent
1983 3 - Janet, Chris
1984 2 - Morris, Jeff
2 - Smith, Darrick
1985 5 - Smith, Darrick
1986 4 - Steward, Lon
4 - Patterson, Dan
1987 4 - Stucker, Gary
1988 5 - Bieser, Steve
1989 5 - Diel, Bill
5 - Bieser, Steve
1990 2 - Horace, Scott
2 - Pruneau, Scott
2 - Heuring, Darrell
1991 3 - Pruneau, Scott
1992 5 - Pierce, Rhett
1993 3 - Robinson, Kerry
1994 4 - Breuer, Tom
4 - Rives
1995 11 - Breuer, Tom
1996 10 - Breuer, Tom
1997 14 - Gerwitz, Jim
1998 15 - Johnson, Jeremy
15 - Marino, Charlie
1999 10 - Kinsolving, Darin
2000 9 - Marino, Charlie
2001 13 - Hatton, Vern
2002 10 - Hatton, Vern
2003 9 - Borowiak, Zach
2004 12 - Noll, Brady
2005 13 - Horstman, Eric
2006 14 - Padilla, Omar
2007 13 - Padilla, Omar
13 - Graham, Darryl
2008 10 - Spencer, Tony
10 - Moses, Trenton
2009 10 - Wheeler, Justin
2010 10 - Burgess, Ky
2011 13 - Moses, Trenton
2012 18 - Moses, Trenton
2013 23 - Blum, Jason
2014 18 - Blum, Jason

Southeast Missouri State REDHAWKS

ANNUAL LEADERS

2015 18 - Blum, Jason
2016 11 - Osborne, Chris
2017 12 - Lees, Brian

Stolen Bases

1968 1 - James, Rolland
1 - Hotfelder, John
1969 3 - Roll, Lee
1970 3 - Williams, Ray
3 - Metz, Don
1971 2 - Auer, Ron
1972 1 - Wahl, Fred
1 - Kelam, Ron
1973 4 - Dambach, Mike
1974 9 - Amick, Mark
1975 4 - Amick, Mark
1976 20 - Amick, Mark
1977 5 - Chastain, Rick
1978 7 - Murphy, Dan
1979 5 - Williams, Joe
1980 8 - Miller, Blake
8 - Fritsche, Tom
1981 6 - Deal, Russ
1982 8 - Deal, Russ
1983 4 - Morris, Jeff
4 - Daily, Rick
1984 5 - Janet, Chris
1985 11 - Muench, Doug
1986 33 - Muench, Doug
1987 4 - DeFere, Dean
1988 11 - Bieser, Steve
1989 15 - Bieser, Steve
1990 17 - Steffens, Jeff
1991 16 - Thomas, Scott
1992 20 - Pierce, Rhett
1993 11 - Robinson, Kerry
1994 15 - Robinson, Kerry
1995 20 - Robinson, Kerry
1996 16 - Craft, Lance
1997 24 - Collier, Lamonte
1998 16 - Marino, Charlie
16 - Johnson, Jeremy
1999 14 - Meyer, Kevin
2000 18 - Marino, Charlie
2001 8 - Stuckey, Denver
8 - Bonilla Jr., Clemente
2002 18 - Stuckey, Denver
2003 18 - Christian, Justin
2004 13 - Horstman, Eric
2005 13 - Horstman, Eric
2006 9 - Padilla, Omar
9 - Gibson, Chris
2007 10 - Harris, Nick
10 - Padilla, Omar

2008 15 - Spencer, Tony
2009 18 - Spencer, Tony
2010 13 - Slattery, Blake
2011 16 - Adamson, Michael
2012 13 - Parmley, Kenton
2013 15 - Bieser, Cole
2014 23 - Blum, Jason
2015 11 - Blum, Jason
11 - Ezell, Trevor
2016 23 - Ezell, Trevor
2017 13 - Holst, Dan

Pitching

Earned Run Average

1967 3.96 - Hachman, Ralph
1969 3.49 - Long, Darrell
1970 1.30 - Payne, Mike
1971 2.20 - King, Jim
1972 1.73 - Payne, Jerry
1973 1.47 - McSpadden, Galen
1974 1.53 - McSpadden, Galen
1975 2.77 - Smith, Tim
1976 2.32 - Hastings, Trae
1977 1.93 - Hosick, Steve
1978 1.38 - Hastings, Trae
1979 3.19 - Fritsche, Tom
1980 3.26 - Boeller, Keith
1981 4.78 - Gronowski, Dave
1982 3.38 - Boeller, Keith
1983 2.61 - Hemmer, Lance
1984 1.64 - Reinagel, Kenny
1985 2.52 - Guthrie, Brian
1986 3.68 - Lummus, Lee
1987 3.34 - Brewer, Kirby
1988 2.76 - Harper, Brian
1989 2.34 - Parks, Jim
1990 3.20 - Baker, Doug
1991 2.07 - Parks, Jim
1992 4.35 - Dannenmueller, Dan
1993 3.50 - Dannenmueller, Dan
1994 3.54 - Rothweil, Larry
1995 3.38 - Pehle, Troy
1996 4.23 - Swearingen, Jason
1997 4.80 - Michel, David
1998 2.72 - Spille, Ryan
1999 3.39 - Huesgen, Dan
2000 1.71 - Hilz, Jeffrey
2001 1.33 - Pennington, Todd
2002 2.95 - Alvarez, Tim
2003 2.74 - Alvarez, Tim
2004 2.48 - Smith, Brad
2005 3.66 - Evans, Joey
2006 4.02 - Parham, Josh

2007 2.46 - Renfrow, Dustin
2008 4.36 - Rhodes, Lance
2009 4.89 - Leigh, James
2010 4.11 - Underwood, Josh
2011 2.54 - Mahon, Logan
2012 4.50 - Simmons, Shea
2013 5.43 - Smith, Zack
2014 3.23 - Hayes, Travis
2015 3.17 - Lucchesi, Joey
2016 2.19 - Lucchesi, Joey
2017 4.55 - Murphy, Justin

Innings Pitched

1960 26.0 - Hagedorn, Bob
1961 36.0 - Holland, Dennis
1962 58.0 - Malchow, Bruce
1963 54.1 - Meier, Dale
1964 81.0 - Meier, Dale
1965 40.1 - Hachman, Ralph
1967 50.0 - Hachman, Ralph
1969 38.2 - Long, Darrell
1970 41.2 - Payne, Mike
1971 61.1 - King, Jim
1972 43.0 - Payne, Mike
1973 43.0 - McSpadden, Galen
1974 64.2 - McSpadden, Galen
1975 52.0 - Smith, Tim
1976 78.0 - Jorn, Dave
1977 69.0 - Hastings, Trae
1978 45.2 - Hastings, Trae
1979 38.0 - D'Amico, Paul
1980 49.2 - Boeller, Keith
1981 49.0 - Gronowski, Dave
1982 51.2 - Eftink, Mick
1983 72.1 - Hemmer, Lance
1984 48.0 - Schulte, Joe
1985 69.1 - Schulte, Joe
1986 66.2 - Bohnert, Jeff
1987 80.0 - Harper, Brian
1988 98.0 - Harper, Brian
1989 80.2 - Parks, Jim
1990 57.0 - Marschel, Larry
1991 82.2 - Parks, Jim
1992 76.2 - Jarvis, John
1993 61.2 - Dannenmueller, Dan
1994 73.1 - Mitts
1995 96.1 - Michel, David
1996 83.0 - Swearingen, Jason
1997 83.0 - Swearingen, Jason
1998 110.0 - Swearingen, Jason
1999 104.1 - Spille, Ryan
2000 99.1 - Debrock, Lanson
2001 95.0 - Pennington, Todd
2002 117.0 - Purcell, Brad

2003 108.1 - Alvarez, Tim
2004 103.1 - Maupin, Anthony
2005 98.1 - Evans, Joey
2006 98.1 - McAlister, Jamie
2007 95.0 - Renfrow, Dustin
2008 85.1 - Renfrow, Dustin
2009 84.2 - Leigh, James
2010 75.1 - Gumieny, Kyle
2011 82.2 - Underwood, Jordan
2012 82.0 - Simmons, Shea
2013 96.2 - Spitzfaden, Will
2014 86.1 - Hayes, Travis
2015 98.0 - Winkelman, Alex
2016 111.0 - Lucchesi, Joey
2017 95.0 - Murphy, Justin

Strikeouts

1965 51 - Hachman, Ralph
1967 42 - Hachman, Ralph
1969 37 - Long, Darrell
1970 37 - Long, Darrell
1971 48 - McSpadden, Galen
1972 43 - Payne, Mike
1973 58 - McSpadden, Galen
1974 65 - McSpadden, Galen
1975 43 - Hastings, Trae
1976 64 - Hastings, Trae
1977 80 - Hastings, Trae
1978 52 - Hastings, Trae
1979 32 - D'Amico, Paul
1980 42 - Boeller, Keith
1981 47 - Gronowski, Dave
1982 48 - Eftink, Mick
1983 65 - Hemmer, Lance
1984 52 - Schulte, Joe
1985 81 - Schulte, Joe
1986 48 - Sandheinric, Kelly
1987 86 - Harper, Brian
1988 94 - Harper, Brian
1989 57 - Parks, Jim
1990 53 - Edwards, Jim
1991 87 - Parks, Jim
1992 61 - Dannenmueller, Dan
1993 54 - Dannenmueller, Dan
1994 51 - Rothweil, Larry
1995 82 - Michel, David
1996 70 - Siboda, Dave
1997 69 - Siboda, Dave
1998 130 - Spille, Ryan
1999 85 - Spille, Ryan
2000 92 - Thomas, Tommy
2001 121 - Pennington, Todd
2002 102 - Purcell, Brad
2003 79 - Alvarez, Tim

Southeast Missouri State REDHAWKS

ANNUAL LEADERS

2004 77 - Herbig, Derek
2005 77 - Evans, Joey
2006 72 - McAlister, Jamie
2007 72 - Shah, Asif
2008 78 - Renfrow, Dustin
2009 87 - Leigh, James
2010 57 - Mahon, Logan
2011 56 - Underwood, Jordan
2012 89 - Simmons, Shea
2013 50 - Winkelman, Alex
2014 62 - Winkelman, Alex
2015 93 - Lucchesi, Joey
2016 149 - Lucchesi, Joey
2017 64 - Chandler, Clay

Wins

1960 1 - Anderson, Jack
1 - Thorgmorton, Dick
1 - Peterson, Jack
1 - Hagedorn, Bob
1961 2 - Mahan, Bill
1962 3 - Malchow, Bruce
1963 3 - Meier, Dale
3 - Holdner, John
1964 9 - Meier, Dale
1965 4 - Meystedt, Kermit
1967 4 - Hachman, Ralph
1968 6 - Hachman, Ralph
1969 2 - Schwent, Gary
1970 3 - Payne, Mike
1971 7 - King, Jim
1972 5 - Payne, Mike
1973 5 - McSpadden, Galen
1974 5 - McSpadden, Galen
1975 4 - Smith, Tim
1976 8 - Hastings, Trae
1977 6 - Hastings, Trae
1978 6 - Hastings, Trae
1979 4 - Montgomery, Jim
1980 4 - Baker, Randy
4 - Boeller, Keith
4 - Bernard, Lacey
1981 4 - Eftink, Mick
1982 6 - Stroud, Dan
1983 9 - Stroud, Dan
1984 4 - Reinagel, Kenny
4 - Maloney, Scott
1985 7 - Schulte, Joe
7 - Maloney, Scott
1986 8 - Bohnert, Jeff
1987 10 - Lummus, Lee
1988 11 - Harper, Brian
1989 10 - Parks, Jim
1990 7 - Marschel, Larry

1991 7 - Jarvis, John
7 - Parks, Jim
1992 6 - Wieter, Alan
1993 4 - Dannenmueller, Dan
1994 6 - Phillips
1995 9 - Pehle, Troy
1996 7 - Swearingen, Jason
1997 6 - Michel, David
1998 11 - Spille, Ryan
1999 10 - Spille, Ryan
2000 9 - Debrock, Lanson
2001 12 - Pennington, Todd
2002 12 - Smith, Brandon
12 - Purcell, Brad
2003 14 - Alvarez, Tim
2004 8 - Maupin, Anthony
2005 8 - Evans, Joey
2006 6 - Maupin, Anthony
2007 7 - Shah, Asif
2008 6 - Renfrow, Dustin
2009 7 - Leigh, James
2010 8 - Gumieny, Kyle
2011 9 - LaBruyere, Brad
2012 7 - Simmons, Shea
2013 5 - Spitzfaden, Will
2014 8 - Hayes, Travis
2015 8 - Hayes, Travis
2016 10 - Lucchesi, Joey
2017 8 - Chandler, Clay

Saves

1976 5 - Hunt, Jeff
1978 2 - D'Amico, Paul
1979 2 - Eftink, Mick
1980 1 - Eftink, Mick
1981 2 - Boeller, Keith
1982 2 - Reinagel, Kenny
1983 2 - Maloney, Scott
1984 1 - Schulte, Joe
1985 1 - Bohnert, Jeff
1986 2 - Hempen, Hal
1987 8 - Hempen, Hal
1988 1 - Parks, Jim
1 - Elfrink, Brad
1989 1 - Parks, Jim
1 - Tabata, Osamu
1 - Edwards, Jim
1990 1 - Greaser, Brian
1991 3 - Wieter, Alan
1992 3 - Dannenmueller, Dan
1993 2 - Lochmann
1994 2 - Phillips
1995 4 - Pehle, Troy
1996 3 - Pehle, Troy

1997 3 - Haines, Talley
1998 1 - Swearingen, Jason
1 - Spille, Ryan
1999 1 - Debrock, Lanson
1 - Bogenpohl, Chad
2000 4 - Hilz, Jeffrey
2001 2 - Hilz, Jeffrey
2002 5 - Frazier, Mark
2003 3 - Beever, James
2004 11 - Smith, Brad
2005 2 - McAlister, Jamie
2 - Smith, Brad
2 - Forsyth, Ryan
2006 2 - Parham, Josh
2 - Riley, Phillip
2 - McAlister, Jamie
2007 3 - Nails, Ivan
3 - Parham, Josh
2008 3 - Kemper, Jake
2009 7 - Klocke, Jim
2010 5 - Simmons, Shae
2011 8 - Mahon, Logan
2012 4 - Hull, Christian
2013 7 - Hurst, Bobby
2014 6 - Wright, Brady
2015 4 - Wade, Matthew
2016 5 - Murphy, Justin
2017 6 - Vega, Carlos

Appearances

1960 5 - Hagedorn, Bob
5 - Anderson, Jack
1961 8 - Holland, Dennis
1962 8 - Malchow, Bruce
1963 8 - Meier, Dale
1965 9 - Meystedt, Kermit
9 - Hachman, Ralph
1968 7 - Ulmer, Pete
1969 7 - Long, Darrell
7 - Williams, Greg
1970 9 - Halter, Tim
9 - Payne, Mike
1971 9 - King, Jim
9 - Payne, Mike
1972 11 - McSpadden, Galen
1973 8 - McSpadden, Galen
1974 13 - McSpadden, Galen
1975 8 - Jorn, Dave
8 - Smith, Tim
1976 12 - Doerr, Mark
12 - Hunt, Jeff
1977 10 - Hosick, Steve
10 - Hastings, Trae
10 - Hunt, Jeff

1978 11 - D'Amico, Paul
1979 8 - Eftink, Mick
8 - D'Amico, Paul
1980 10 - Eftink, Mick
10 - Boeller, Keith
1981 15 - Boeller, Keith
1982 10 - Stroud, Dan
10 - Eftink, Mick
1983 12 - Stroud, Dan
1984 10 - Schulte, Joe
1985 13 - Schulte, Joe
1986 14 - Grim, Jon
1987 22 - Hempen, Hal
1988 16 - Harper, Brian
1989 16 - Elfrink, Brad
1990 14 - Marschel, Larry
1991 17 - Wieter, Alan
1992 23 - Dannenmueller, Dan
1993 19 - Lochmann,
1994 22 - Phillips
1995 22 - Pehle, Troy
1996 17 - Siboda, Dave
1997 23 - Michel, David
1998 23 - Swearingen, Jason
23 - Spille, Ryan
1999 20 - Spille, Ryan
2000 28 - Hilz, Jeffrey
2001 27 - Hilz, Jeffrey
2002 26 - Frazier, Mark
2003 23 - Beever, James
2004 30 - Smith, Brad
2005 29 - Johnson, Andrew
2006 25 - Parham, Josh
2007 22 - Nails, Ivan
22 - Parham, Josh
2008 22 - Rhodes, Lance
2009 23 - Poole, Ryan
2010 25 - Simmons, Shae
2011 23 - Simmons, Shae
2012 21 - Lynn, Dylan
2013 30 - Hurst, Bobby
2014 24 - Wright, Brady
24 - Hull, Christian
2015 23 - Siddle, Alex
2016 28 - Busiek, Jake
2017 30 - Waldhoff, Jared

Southeast Missouri State REDHAWKS

ANNUAL LEADERS

Games Started

1973	6 - McSpadden, Galen
1974	8 - McSpadden, Galen
1975	8 - Smith, Tim
1976	19 - Jorn, Dave
1977	9 - Hastings, Trae
	9 - Hosick, Steve
1978	7 - Hastings, Trae
1979	7 - D'Amico, Paul
1980	7 - Boeller, Keith
	7 - Baker, Randy
1981	8 - Gronowski, Dave
1982	8 - Eftink, Mick
1983	11 - Stroud, Dan
1984	6 - Reinagel, Kenny
	6 - Maloney, Scott
1985	11 - Schulte, Joe
1986	12 - Bohnert, Jeff
1987	12 - Lummus, Lee
	12 - Harper, Brian
1988	13 - Harper, Brian
1989	12 - Lummus, Lee
1990	9 - Baker, Doug
1991	11 - Parks, Jim
1992	16 - Jarvis, John
1993	10 - Tripp, Shawn
1994	9 - Mitts
	9 - Rothweil, Larry
1995	15 - Rothweil, Larry
1996	13 - Swearingen, Jason
	13 - Michel, David
1997	13 - Michel, David
	13 - Siboda, Dave
1998	17 - Swearingen, Jason
1999	15 - Spille, Ryan
2000	16 - Huesgen, Dan
2001	15 - Pennington, Todd
2002	17 - Purcell, Brad
2003	13 - Alvarez, Tim
2004	15 - Fitch, Mike
2005	17 - Johnson, Andrew
2006	14 - Maupin, Anthony
2007	15 - Syberg, Josh
2008	13 - Renfrow, Dustin
	13 - Leigh, James
2009	12 - Leigh, James
	12 - Gumieny, Kyle
2010	15 - Underwood, Jordan
2011	15 - Underwood, Jordan
2012	15 - Simmons, Shea
2013	16 - Spitzfaden, Will
2014	14 - Iago, Tyler
2015	15 - Winkelman, Alex
	15 - Hayes, Travis

2016	16 - Lucchesi, Joey
	16 - Beltran, Robert
2017	15 - Chandler, Clay
	15 - Murphy, Justin

Complete Games

1973	6 - McSpadden, Galen
1974	6 - McSpadden, Galen
1975	5 - Hastings, Trae
1976	8 - Hastings, Trae
1977	7 - Hosick, Steve
	7 - Hastings, Trae
1978	4 - Hastings, Trae
1979	3 - Fritsche, Tom
1980	4 - Baker, Randy
	4 - Boeller, Keith
1981	2 - Bernard, Lacey
	2 - Gronowski, Dave
	2 - Boeller, Keith
1982	5 - Boeller, Keith
	5 - Eftink, Mick
1983	9 - Hemmer, Lance
1984	6 - Reinagel, Kenny
1985	7 - Guthrie, Brian
	7 - Schulte, Joe
1986	4 - Bohnert, Jeff
1987	6 - Brewer, Kirby
	6 - Harper, Brian
1988	8 - Harper, Brian
1989	7 - Parks, Jim
1990	6 - Baker, Doug
1991	4 - Parks, Jim
1992	3 - Jarvis, John
	3 - Wieter, Alan
1993	3 - Dannenmueller, Dan
1994	4 - Mitts
	4 - Rothweil, Larry
1995	3 - Swearingen, Jason
	3 - Rothweil, Larry
	3 - Michel, David
1996	5 - Swearingen, Jason
1997	5 - Michel, David
1998	9 - Swearingen, Jason
1999	8 - Spille, Ryan
2000	5 - Debrock, Lanson
2001	5 - Pennington, Todd
2002	3 - Purcell, Brad
2003	6 - Alvarez, Tim
2004	7 - Maupin, Anthony
2005	5 - Evans, Joey
2006	6 - Maupin, Anthony
2007	6 - Shah, Asif
2008	5 - Renfrow, Dustin
2009	1 - Leigh, James

2010	1 - Gumieny, Kyle
2011	2 - Dicus, Jon
2012	1 - Lynn, Dylan
2013	2 - Smith, Zack
	2 - Spitzfaden, Will
2014	2 - Hayes, Travis
2015	1 - Winkelman, Alex
	1 - Hayes, Travis
2016	2 - Lucchesi, Joey
2017	1 - Murphy, Justin

Shutouts

1974	2 - Raley, Mike
1975	1 - Shelton, Steve
1976	4 - Hastings, Trae
1977	1 - Buechting, Don
	1 - Hammers, Jim
	1 - Hastings, Trae
	1 - Hosick, Steve
1979	1 - Fritsche, Tom
1980	2 - Bernard, Lacey
1981	1 - Gronowski, Dave
	1 - Boeller, Keith
1982	1 - Stroud, Dan
	1 - Richards, Kent
	1 - Reinagel, Kenny
	1 - Hemmer, Lance
1983	2 - Hemmer, Lance
1984	2 - Maloney, Scott
	2 - Reinagel, Kenny
1985	1 - Schulte, Joe
	1 - Guthrie, Brian
1986	2 - Bohnert, Jeff
1987	1 - Parks, Jim
	1 - Harper, Brian
1988	1 - Harper, Brian
1989	1 - Lummus, Lee
1990	2 - Baker, Doug
1991	1 - Parks, Jim
	1 - Baker, Doug
1992	2 - Wieter, Alan
1993	2 - Dannenmueller, Dan
1994	1 - Mitts
	1 - Rothweil, Larry
	1 - Phillips
	1 - McMahon
1995	1 - Borders, Chad
1996	1 - Michel, David
1997	1 - Siboda, Dave
	1 - Swearingen, Jason
1998	2 - Spille, Ryan
1999	3 - Huesgen, Dan
2000	2 - Debrock, Lanson
2001	3 - Pennington, Todd

2002	1 - Smith, Brandon
2003	3 - Alvarez, Tim
2005	1 - Evans, Joey
2006	1 - Maupin, Anthony
2007	3 - Shah, Asif
2014	1 - Hayes, Travis
2015	1 - Winkelman, Alex
2016	1 - Lucchesi, Joey
	1 - Chandler, Clay
2017	1 - Murphy, Justin
	1 - Chandler, Clay
	1 - Haggerty, Josh

Batters Faced

1978	180 - Hastings, Trae
1979	176 - D'Amico, Paul
1980	214 - Boeller, Keith
1981	223 - Gronowski, Dave
1982	214 - Eftink, Mick
1983	307 - Hemmer, Lance
1984	214 - Schulte, Joe
1985	330 - Schulte, Joe
1986	296 - Bohnert, Jeff
1987	359 - Harper, Brian
1988	415 - Harper, Brian
1989	355 - Parks, Jim
1990	259 - Marschel, Larry
1991	320 - Parks, Jim
1992	373 - Jarvis, John
1994	316 - Mitts
1995	430 - Michel, David
1996	369 - Swearingen, Jason
1997	381 - Michel, David
1998	486 - Swearingen, Jason
2000	417 - Debrock, Lanson
2001	378 - Pennington, Todd
2002	486 - Purcell, Brad
2003	448 - Alvarez, Tim
2004	471 - Maupin, Anthony
2005	460 - Johnson, Andrew
2006	432 - McAlister, Jamie
2007	394 - Renfrow, Dustin
2008	364 - Renfrow, Dustin
2009	384 - Leigh, James
2010	339 - Underwood, Jordan
2011	332 - Dicus, Jon
2012	320 - Shae Simmons
2013	377 - Spitzfaden, Will
2014	311 - Iago, Tyler
2015	364 - Hayes, Travis
2016	411 - Lucchesi, Joey
2017	377 - Murphy, Justin

Southeast Missouri State **REDHAWKS**

ANNUAL LEADERS

Fielding

Chances

1973	5 - Wengert, Gary
1974	14 - Dambach, Grant
1975	12 - Wieser, Dan
1976	17 - Wieser, Dan
1977	14 - Wieser, Dan
1978	11 - Eisenbach, Rick
1979	174 - Samples, Mike
1980	247 - Thompson, Jay
1981	237 - Deal, Russ
1982	282 - Rosburg, Paul
1983	279 - Daily, Rick
1984	180 - Patterson, Dan
1985	307 - Patterson, Dan
1986	302 - Patterson, Dan
1987	277 - Schmidt, Steve
1988	250 - Zoellner, Rich
1989	298 - Horace, Scott
1990	298 - Horace, Scott
1991	292 - Shylanski, Todd
1992	383 - Pruneau, Scott
1993	253 - Crosnoe, Rex
1994	449 - Blum, Kris
1995	423 - Crosnoe, Rex
1996	264 - Breuer, Tom
1997	305 - Collier, Lamonte
1998	360 - Bourbon, Jeff
1999	333 - Kinsolving, Darin
2000	397 - Bourbon, Jeff
2001	463 - Bourbon, Jeff
2002	423 - McDonald, Tristen
2003	403 - Gilbert, Gary
2004	408 - Noll, Brady
2005	324 - Payne, Jordan
2006	411 - Rave, Aaron
2007	423 - Wagner, Matt
2008	425 - Wagner, Matt
2009	444 - Wagner, Matt
2010	330 - Klocke, Jim
2011	274 - Jones, Casey
2012	407 - Campbell, Kody
2013	531 - Teller, Matt
2014	489 - Teller, Matt
2015	513 - Rippee, Ryan
2016	496 - Lees, Brian
2017	495 - Gagan, Tristen

Putouts

1979	163 - Samples, Mike
1980	229 - Thompson, Jay
1981	194 - Deal, Russ
1982	271 - Rosburg, Paul
1983	257 - Daily, Rick
1984	165 - Patterson, Dan
1985	290 - Patterson, Dan
1986	282 - Patterson, Dan
1987	243 - Schmidt, Steve
1988	235 - Zoellner, Rich
1989	282 - Horace, Scott
1990	267 - Horace, Scott
1991	260 - Shylanski, Todd
1992	324 - Pruneau, Scott
1993	227 - Crosnoe, Rex
1994	412 - Blum, Kris
1995	367 - Crosnoe, Rex
1996	218 - Miller, Mike
1997	235 - Kinsolving, Darin
1998	326 - Bourbon, Jeff
1999	276 - Kinsolving, Darin
2000	347 - Bourbon, Jeff
2001	410 - Bourbon, Jeff
2002	370 - Hoffman, Eric
2003	364 - Gilbert, Gary
2004	359 - Noll, Brady
2005	261 - Payne, Jordan
2006	385 - Rave, Aaron
2007	389 - Wagner, Matt
2008	404 - Wagner, Matt
2009	416 - Wagner, Matt
2010	259 - Klocke, Jim
2011	250 - Jones, Casey
2012	370 - Campbell, Kody
2013	484 - Teller, Matt
2014	452 - Teller, Matt
2015	477 - Rippee, Ryan
2016	432 - Lees, Brian
2017	461 - Gagan, Tristen

Assists

1979	54 - Miller, Blake
1980	93 - Miller, Blake
1981	87 - Miller, Blake
1982	84 - Bunton, Bob
	84 - Ivie, Mike
1983	88 - Ivie, Mike
1984	48 - Smith, Darrick
1985	78 - Muench, Doug
1986	106 - Kimbelin, Keith
1987	90 - Kimbelin, Keith
1988	99 - Crosnoe, Cory
1989	108 - Crosnoe, Cory

1990	71 - Thomas, Scott
1991	99 - Thomas, Scott
1992	101 - Hollrah, Scott
1993	101 - Rives
1994	97 - Hopper, Scott
	97 - Moeglin, Brian
1995	144 - Hopper, Scott
1996	154 - Curran, Rusty
1997	180 - Collier, Lamonte
1998	161 - Lowe, Steve
1999	147 - Lowe, Steve
2000	146 - Borowiak, Zach
2001	130 - Borowiak, Zach
2002	166 - Borowiak, Zach
2003	130 - Borowiak, Zach
2004	168 - Bracamonte, Ernie
2005	137 - Jenkins, Bo
2006	113 - Padilla, Omar
2007	143 - Moore, Robby
2008	112 - Spencer, Tony
2009	138 - Spencer, Tony
2010	147 - Parmley, Kenton
2012	140 - Parmley, Kenton
2013	134 - Blum, Jason
2014	119 - Lennington, Andy
2015	191 - Boggetto, Branden
2016	151 - Ezell, Trevor
2017	162 - Basler, Connor

Double Plays

2000	30 - Borowiak, Zach
2001	38 - Allen, Shane
2002	53 - Hoffman, Eric
2003	46 - Gilbert, Gary
2004	37 - Jenkins, Bo
2005	40 - Bracamonte, Ernie
2006	31 - Rave, Aaron
2007	30 - Moore, Robby
2008	33 - Wagner, Matt
2009	46 - Wagner, Matt
2010	43 - Parmley, Kenton
2011	30 - Parmley, Kenton
2012	35 - Parmley, Kenton
2013	45 - Teller, Matt
2014	55 - Teller, Matt
2015	46 - Rippee, Ryan
2016	39 - Boggetto, Branden
2017	51 - Gagan, Tristen

Caught Stealing By

1992	25 - Shylanski, Todd
1993	11 - Crosnoe, Rex
1994	23 - Crosnoe, Rex
1995	27 - Crosnoe, Rex
1996	15 - Miller, Mike
1997	11 - Hoehner, Brad
1998	11 - Hoehner, Brad
1999	15 - Berry, Dan
2000	16 - Bourbon, Jeff
2001	15 - Bourbon, Jeff
2002	26 - McDonald, Tristen
2003	13 - McDonald, Tristen
2004	18 - Noll, Brady
2005	10 - Noll, Brady
2006	10 - Olson, Levi
2007	15 - Klocke, Jim
2008	13 - Klocke, Jim
2009	10 - Klocke, Jim
2010	13 - Klocke, Jim
2011	5 - Dicus, Jon
2013	6 - Winkelman, Alex
2014	12 - Mitchell, Scott
2015	13 - Mitchell, Scott
2016	8 - Lees, Brian
2017	13 - Lees, Brian

Southeast Missouri State REDHAWKS

YEAR-BY-YEAR RESULTS

Head Coach Joe Uhls

1960 (4-8)

Southern Illinois	L	4-3
Harris-Stowe	W	5-3
Arkansas State	W	10-2
Southern Illinois	W	10-7
Concordia Seminary	L	3-2
Memphis	L	11-0
Saint Louis	L	17-3
Paducah Jr. Coll.	L	10-5
Southern Illinois	L	10-5
McKendree	L	7-4
Murray State	L	5-3

1961 (6-9-1)

Quincy	L	8-0
Central Michigan	L	9-4
North Dakota	W	5-2
Harris-Stowe	W	5-4
Evansville	W	8-3
Arkansas State	L	12-3
Paducah Jr. Coll.	L	9-7
Southern Illinois	W	5-4
Southern Illinois	L	13-1
Murray State	L	3-2
Saint Louis	T	4-4
Saint Louis	L	12-2
Southern Illinois	L	8-7
Flat River Jr. Coll.	W	22-0
Murray State	W	8-5
Memphis	L	5-0

1962 (5-12-1)

William Jewell	W	7-4
Evansville	T	4-4
Arkansas State	L	6-3
Concordia (STL)	W	4-0
Harris-Stowe	L	16-3
Southern Illinois	L	2-0
Southern Illinois	L	8-3
Arkansas State	L	4-1
Paducah Jr. Coll.	W	2-1
Saint Louis	W	8-1
Saint Louis	L	8-3
McKendree	W	11-3
Southern Illinois	L	9-6
Harris-Stowe	L	2-1
Evansville	L	6-5
Evansville	L	2-1

NCAA Regional

Austin Peay	L	2-1
Arkansas State	L	6-3

1963 (11-9)

Evansville	W	6-2
Murray State	L	11-0
Murray State	L	6-4
Evansville	W	12-2
Paducah CC	W	7-6
Harris-Stowe	W	8-0

Quincy	W	11-0
Quincy	W	7-3
Harris-Stowe	W	12-5
Harris-Stowe	W	15-1
Concordia (Mo.)	L	6-3
Paducah CC	W	20-3
Arkansas State	L	4-3
Southern Illinois	L	12-4
Murray State	L	2-1
Arkansas State	W	4-0
Arkansas State	W	6-4
Saint Louis	L	8-1
Saint Louis	L	4-1
Southern Illinois	L	3-1

1964 (15-5)

Evansville	W	9-2
Arkansas State	W	5-1
Arkansas State	L	7-6
UT Martin	W	7-4
Harris-Stowe	W	7-6
McKendree	W	4-3
McKendree	W	5-0
Southern Illinois	L	5-3
Murray State	W	7-6
Murray State	W	11-3
Concordia (Mo.)	W	7-6
Evansville	W	8-1
Saint Louis	W	4-1
Saint Louis	W	4-3
Southern Illinois	W	8-5
Missouri State	W	5-0
Missouri State	W	5-4
Harris-Stowe	W	10-0
McKendree	W	13-5
McKendree	W	13-6

1965 (16-4)

William Jewell	W	8-2
Evansville	W	7-1
Lakeland (Wis.)	W	19-0
Murray State	W	9-8
Arkansas State	W	8-7
UT Martin	L	3-2
Southern Illinois	L	13-8
Missouri S&T	W	2-1
Missouri S&T	W	7-0
Harris-Stowe	W	10-1
Southern Illinois	L	3-0
Arkansas State	W	7-4
Murray State	L	8-7
Missouri S&T	W	9-5
Missouri State	W	7-2
Missouri State	W	9-6
Evansville	W	9-2
Harris-Stowe	W	7-0
McKendree	W	2-0
McKendree	W	7-2

1966 (11-8)

Harris-Stowe	W	3-1
Central Michigan	L	4-3
Central Michigan	W	4-1
Missouri State	W	4-1
Missouri State	W	8-1
Missouri State	W	4-3
Evansville	L	7-4
Missouri S&T	W	5-2
Missouri State	W	11-0
Southern Illinois	W	3-2
Southern Illinois	L	3-2
Arkansas State	L	5-3
Arkansas State	W	6-5
Murray State	L	11-2
Missouri S&T	W	2-1
Missouri S&T	L	10-5
Central Mo.	L	3-1
Central Mo.	L	4-1

1967 (13-10)

Memphis	W	6-3
Memphis	L	7-3
Delta State	L	9-4
Delta State	W	8-5
Delta State	L	5-4
Bradley	L	12-7
Bradley	L	3-2
Bradley	W	11-10
Evansville	W	9-8
UT Martin	W	9-1
Missouri State	L	5-0
Missouri State	W	9-8
Missouri S&T	L	6-3
Missouri S&T	W	9-8
Missouri State	W	9-2
Harris-Stowe	W	13-3
Evansville	W	7-2
Murray State	L	5-4
NW Mo. State	W	7-6
NW Mo. State	W	2-0
Northwestern St.	W	4-3
Arkansas State	L	12-6
North Dakota	L	2-1

1968 (9-11)

Northwestern	W	9-4
Washington U.	W	5-2
Washington U.	L	5-1
Missouri S&T	W	3-0
Missouri S&T	W	3-0
Concordia (Neb.)	L	6-3
Concordia (Neb.)	L	8-2
Missouri State	W	13-3
Missouri State	L	5-4
Evansville	L	5-4
UT Martin	L	3-2
Concordia (STL)	W	7-6
Missouri S&T	W	6-5
Missouri S&T	L	6-1
Missouri S&T	L	6-4
Arkansas State	L	6-1

Missouri State	W	5-2
Missouri State	L	6-3
Missouri State	L	5-4
Murray State	W	4-2

1969 (6-12-1)

William Penn	W	2-0
William Penn	T	2-2
Wisconsin State	W	7-6
Wisconsin State	L	5-2
Missouri State	L	3-2
Missouri State	L	6-0
Missouri State	L	11-10
Missouri-St. Louis	L	7-6
Missouri S&T	L	4-2
Missouri S&T	L	5-4
Missouri S&T	W	6-2
Missouri State	L	8-1
Missouri State	L	7-3
Missouri State	L	13-1
Murray State	W	7-4
Evansville	W	3-2
UT Martin	W	3-2
UT Martin	L	12-3
Murray State	L	6-1

1970 (9-11)

Murray State	L	8-2
CBC	L	4-3
CBC	L	2-1
Delta State	L	4-1
Missouri State	L	9-0
Missouri State	W	6-3
Missouri State	W	5-4
Evansville	W	6-5
Missouri S&T	W	1-0
Missouri S&T	W	9-0
Missouri S&T	L	4-3
Missouri State	L	7-2
Missouri State	W	14-2
Missouri State	L	3-2
Missouri S&T	L	2-1
Missouri S&T	L	2-1
Missouri S&T	L	3-2
Saint Louis	W	10-1
Missouri-St. Louis	W	12-8
Murray State	W	5-4

1971 (15-7)

CBC	W	10-6
Memphis	W	8-7
Evansville	W	1-0
Evansville	W	9-1
Missouri State	L	4-1
Missouri State	W	3-2
Truman State	W	5-4
Truman State	L	10-3
Murray State	W	2-1
Missouri-St. Louis	L	8-0
Missouri-St. Louis	W	4-3
Washington U.	W	2-0
Lincoln	W	7-3

Lincoln	W	6-2
NW Mo. State	W	5-3
NW Mo. State	W	5-3
Murray State	L	9-7
Missouri S&T	L	1-0
Missouri S&T	W	12-4
Missouri-St. Louis	L	5-1
Central Mo.	W	2-1
Central Mo.	L	8-4

1972 (11-10)

St. Olaf	L	10-3
St. Olaf	L	8-2
Missouri State	L	7-1
Missouri State	L	6-3
UW-Milwaukee	W	3-0
UW-Milwaukee	W	8-0
Moorhead (Minn.)	L	6-5
Truman State	W	1-0
Truman State	W	2-1
CBC	W	2-1
Murray State	L	7-2
Washington U.	W	11-1
Murray State	L	4-3
NW Mo. State	W	5-0
NW Mo. State	W	2-1
Missouri S&T	L	3-2
Missouri S&T	W	8-3
Evansville	W	3-0
Evansville	L	6-0
Central Mo.	L	5-4
Central Mo.	W	2-0

1973 (14-4)

Centenary	W	9-3
Centenary	W	6-3
Luther Coll.	W	2-1
Luther Coll.	W	4-0
CBC	W	5-2
CBC	W	4-1
Illinois-Chicago	W	5-1
Illinois-Chicago	W	8-7
Illinois Tech	W	1-0
Illinois Tech	W	6-0
Truman State	W	3-0
Truman State	W	3-1
Lincoln	W	9-2
Lincoln	L	1-0
NW Mo. State	L	3-2
NW Mo. State	L	2-1
Missouri S&T	W	2-1
Missouri S&T	L	11-2

1974 (17-13)

CBC	W	5-1
CBC	W	6-1
Western Illinois	L	3-2
Western Illinois	W	6-3
CBC	W	9-4
CBC	W	2-0
Central Mo.	L	4-3
Central Mo.	L	13-4

Southeast Missouri State REDHAWKS

YEAR-BY-YEAR RESULTS

Missouri S&T	W 12-7	Missouri S&T	W 2-1	Indiana State	W 6-5	Missouri State	L 11-0	North Dakota	W 5-0
Missouri S&T	W 14-4	UT Martin	W 6-0	Memphis	L 5-4	Missouri State	W 10-8	North Dakota	W 8-7
Missouri State	L 4-3	UT Martin	L 3-0	Memphis	L 6-5			Missouri S&T	L 5-2
Missouri State	W 6-5	Central Mo.	W 6-3	Missouri Baptist	W 1-0	1980 (22-17-1)		Missouri S&T	W 2-1
Quincy	L 2-0	Central Mo.	L 2-1	Missouri Baptist	W 5-1	Marietta	L 4-1	Southern Illinois	L 11-3
Quincy	L 6-1	Central Mo.	W 3-2	Lincoln	W 9-0	Northern Kentucky	W 5-2	Missouri State	L 13-5
Truman State	W 1-0	Saint Louis	L 6-4	Lincoln	W 11-2	Olivet Coll. (Mich)	W 9-4	Missouri State	L 4-1
Truman State	W 8-0	Saint Louis	L 5-4	Lincoln	W 12-1	Wingate Coll. (N.C.)	L 6-4	Indiana St. -Evans	L 11-2
Memphis	L 3-1	Missouri State	W 13-9	Missouri State	L 6-2	Northern Kentucky	T 6-6	Indiana St. -Evans	L 7-2
Washington U.	W 4-3	Missouri State	W 6-2	South Dakota State	W 6-5	Oakland City	L 6-3	Missouri-St. Louis	L 4-1
Westminster	L 3-2	Missouri State	L 12-10	Missouri State	W 5-3	Oakland City	W 4-2	Missouri-St. Louis	L 12-2
Westminster	L 3-1	Augustana	L 3-2	Nebraska-Omaha	L 2-1	CBC	W 5-1	Maryville	W 14-6
Lincoln	W 2-1	Augustana	L 10-2			Missouri-St. Louis	L 6-5	Maryville	W 22-6
Lincoln	L 5-4	Truman State	W 11-5	1978 (14-11)		Missouri-St. Louis	L 7-6	Missouri S&T	W 12-8
NW Mo. State	L 3-1	Truman State	W 11-0	CBC	W 11-5	Western Illinois	L 3-2	Missouri S&T	W 7-3
NW Mo. State	W 6-5	Truman State	W 8-1	CBC	W 14-4	Western Illinois	L 3-0	SIU-Edwardsville	L 10-9
Evansville	W 8-2	Southern Illinois	L 6-3	MacMurray	W 10-2	Greenville Coll.	W 5-4	SIU-Edwardsville	L 9-5
Evansville	L 2-0	Southern Illinois	L 4-3	MacMurray	W 11-8	Greenville Coll.	L 3-1	Missouri Baptist	W 5-4
Indiana State	W 4-3	Northeastern Ill.	L 3-1	Augustana	L 12-3	North Dakota	W 5-2	Missouri Baptist	W 2-1
Indiana State	W 10-0	Northeastern Ill.	W 4-2	Augustana	W 12-1	North Dakota	W 6-0	Missouri State	L 4-3
Missouri S&T	W 9-1	Lincoln	W 16-2	Missouri S&T	W 15-5	Millikin	W 2-1	Missouri State	L 5-2
Missouri S&T	L 4-1	Lincoln	W 11-0	Missouri S&T	W 5-2	Millikin	W 4-0		
		Lincoln	W 17-0	Missouri S&T	L 11-6	Missouri S&T	W 14-4	1982 (30-9)	
1975 (18-9)		Missouri Baptist	L 5-3	Evansville	L 9-8	Missouri S&T	L 10-4	Florida State	L 19-2
CBC	W 8-2	Missouri Baptist	L 7-3	Evansville	L 7-4	Evansville	W 16-8	Jacksonville State	W 2-1
CBC	W 7-6	NW Mo. State	W 4-0	Central Mo.	L 7-3	Evansville	W 3-2	Marietta	L 4-3
MacMurray	W 1-0	NW Mo. State	W 1-0	Central Mo.	L 1-0	Missouri State	L 11-6	Illinois State	W 9-2
MacMurray	W 12-2	Mankato State	W 8-3	Central Mo.	W 7-4	Missouri State	L 4-3	Lincoln	W 12-1
Illinois-Chicago	W 4-0	Nebraska-Omaha	W 12-4	Missouri State	W 5-2	Lincoln	W 10-0	Lincoln	W 6-3
Illinois-Chicago	W 7-1	Nebraska-Omaha	W 4-2	Missouri State	L 4-3	Lincoln	W 11-2	Indiana State	W 13-2
Winona State	W 6-2	Sacred Heart	W 4-3	Missouri State	L 6-1	Indiana State	W 3-2	Indiana State	L 3-2
Central Mo.	W 1-0	Florida Southern	L 5-3	Saint Louis	W 15-8	Indiana State	L 4-3	Missouri S&T	W 3-2
Central Mo.	L 3-2	Livingston (Ala.)	W 9-7	Truman State	W 7-2	SIU-Edwardsville	L 5-2	Missouri S&T	W 3-0
Central Mo.	W 9-7	SIU-Edwardsville	L 9-3	Truman State	W 6-1	SIU-Edwardsville	W 6-1	Oakland City	W 9-2
UT Martin	W 8-7			Truman State	W 6-5	Missouri State	L 5-2	Oakland City	W 22-1
UT Martin	W 9-3	1977 (25-13)		Missouri-St. Louis	W 2-1	Missouri State	L 15-10	North Dakota	W 4-3
Missouri State	L 10-5	Iowa	W 9-6	Missouri-St. Louis	L 5-2	Saint Louis	L 15-12	North Dakota	W 5-1
Missouri State	L 3-2	Iowa	L 14-5	Missouri Baptist	L 13-3	Saint Louis	L 8-5	North Dakota	W 9-0
Missouri State	L 3-2	Illinois-Chicago	W 5-3	Missouri Baptist	L 1-0	Missouri Baptist	W 2-1	North Dakota	W 12-1
Truman State	W 6-3	Illinois-Chicago	W 4-3			Missouri Baptist	W 12-1	Missouri-St. Louis	L 19-9
Truman State	L 4-2	NW Mo. State	L 4-1	1979 (13-10)		Evansville	W 4-3	Missouri-St. Louis	W 8-6
Washington U.	W 6-4	NW Mo. State	L 4-1	Butler	L 2-1	Evansville	W 5-4	Lindenwood	W 9-0
Saint Louis	W 2-0	NW Mo. State	L 7-4	Marietta	W 3-1	Lincoln	W 8-2	Lindenwood	W 12-2
Saint Louis	W 5-1	Evansville	L 6-4	Olivet Coll.	L 5-4	Evansville	W 9-0	Lincoln	W 5-2
Indiana State	W 4-2	Evansville	W 10-5	CBC	W 1-0			Lincoln	W 6-0
Indiana State	L 3-2	Brown	L 7-5	CBC	W 5-1	1981 (15-21-1)		Millikin	W 10-5
Lincoln	W 12-6	Brown	L 7-5	Saint Louis	W 15-2	UT Martin	L 5-3	Millikin	W 15-7
Lincoln	L 2-0	Missouri S&T	W 9-1	Saint Louis	L 9-8	UT Martin	W 6-4	Millikin	W 21-2
Lincoln	W 10-4	Missouri S&T	W 6-1	Missouri S&T	W 7-5	Marietta Coll.	L 6-2	Maryville	L 6-3
NW Mo. State	L 9-4	Missouri S&T	W 22-16	Missouri S&T	W 5-3	Illinois State	T 0-0	Maryville	W 10-3
NW Mo. State	L 3-2	Central Mo.	W 3-1	Missouri-St. Louis	L 5-2	Valparaiso	W 3-2	Missouri S&T	W 13-4
		Central Mo.	W 4-1	Missouri-St. Louis	L 4-0	Olivet College	W 6-3	Missouri S&T	W 14-2
1976 (28-15)		Central Mo.	W 7-6	Evansville	W 8-4	Valparaiso	L 7-4	SIU-Edwardsville	L 5-4
Illinois State	L 4-1	UT Martin	W 4-3	Evansville	W 8-6	Saint Louis	W 8-4	SIU-Edwardsville	W 10-6
Memphis	W 7-6	UT Martin	W 9-2	Oakland City Coll.	W 5-1	Saint Louis	L 7-3	Missouri-St. Louis	W 8-7
CBC	W 3-1	Missouri State	W 4-3	Oakland City Coll.	W 16-0	Oakland City	W 7-2	Missouri-St. Louis	W 3-2
CBC	W 4-2	Missouri State	W 7-5	Missouri State	W 7-5	Oakland City	W 4-3	Saint Louis	W 7-3
Carroll Coll.	W 4-1	Missouri State	W 6-1	Missouri State	L 5-0	Iowa	L 6-2	Saint Louis	L 3-2
Carroll Coll.	W 6-3	Truman State	L 4-1	Missouri S&T	L 6-0	Missouri-St. Louis	L 5-2	NW Mo. State	L 2-0
Illinois-Chicago	W 5-3	Truman State	W 1-0	Missouri S&T	L 9-7	Missouri-St. Louis	L 12-4	NW Mo. State	L 8-0
Missouri S&T	W 10-0	Truman State	W 6-0	Missouri Baptist	L 9-5	North Dakota	L 6-1	Missouri Baptist	W 6-2
Missouri S&T	W 1-0	Indiana State	L 4-1	Missouri Baptist	W 4-3	North Dakota	L 6-5	Missouri Baptist	W 13-2

Southeast Missouri State REDHAWKS

YEAR-BY-YEAR RESULTS

1983 (29-10)

Wingate	W	5-4
Marietta	W	3-1
Butler	L	8-5
Valparaiso	W	7-0
Saint Louis	W	14-2
Saint Louis	W	5-4
Oakland City	W	10-3
Oakland City	W	6-1
Lincoln	W	11-2
Lincoln	W	18-0
Nebraska-Omaha	W	9-6
Southern Illinois	L	8-4
Missouri-St. Louis	W	4-3
Missouri-St. Louis	W	3-1
Missouri S&T	W	10-1
Missouri S&T	W	5-0
Lincoln	W	10-6
Lincoln	W	12-7
UT Martin	L	5-1
UT Martin	W	16-5
Missouri S&T	W	14-8
Missouri S&T	W	11-5
Indiana State	W	7-1
Indiana State	W	11-10
SIU-Edwardsville	L	6-2
SIU-Edwardsville	W	7-5
Missouri-St. Louis	L	4-0
Missouri-St. Louis	W	10-1
NW Mo. State	W	7-4
NW Mo. State	L	12-2
NW Mo. State	L	11-10
Missouri Baptist	W	3-2
Missouri Baptist	W	7-1
Indiana State	L	3-2
Indiana State	W	6-5
Oakland City	W	15-6
Oakland City	W	7-6

Lincoln

W	19-3
L	10-1
W	1-0
W	7-5
W	11-3
W	11-5
W	1-0
L	13-0
L	8-7
W	4-3
W	5-1

**Head Coach
Palmer Muench**

1985 (28-15-1)

Union	W	14-2
Union	W	6-2
Murray State	W	9-7
Marietta	L	4-2
Illinois State	L	7-2
Grandview	L	8-3
Troy	L	7-6
Marietta	W	6-2
Illinois State	T	7-7
Iowa	L	8-4
Missouri S&T	L	8-2
Missouri S&T	W	2-1
Missouri S&T	L	5-4
Memphis	W	8-4
Memphis	L	10-5
Southern Illinois	W	9-4
Southern Illinois	L	10-5
Missouri-St. Louis	W	24-2
Missouri-St. Louis	L	10-6
Saint Louis	W	8-4
Saint Louis	W	4-0
Missouri Baptist	L	6-5
Missouri Baptist	W	19-10
Indiana State	L	2-1
Indiana State	W	9-2
Augustana	W	6-2
Augustana	W	17-5
Missouri S&T	W	10-3
Missouri S&T	W	22-3
UT Martin	W	6-4
UT Martin	W	10-2
Missouri-St. Louis	W	7-6
Missouri-St. Louis	W	9-5
Northeastern Ill.	W	7-5
Northeastern Ill.	W	9-3
SIU-Edwardsville	L	9-3
SIU-Edwardsville	L	8-1
NW Mo. State	W	9-4
Missouri-St. Louis	W	15-2
Missouri-St. Louis	W	15-3
Harris-Stowe	W	5-1
Harris-Stowe	W	10-0
Austin Peay	L	4-3
Austin Peay	W	9-8
Lincoln	W	21-0

NCAA Midwest Regional Edwardsville, Ill.

Mankato State	L	1-0
SIU-Edwardsville	L	13-2

1984 (17-12)

Illinois State	L	11-1
Grand View	W	2-0
Valparaiso	L	2-1
Valparaiso	W	6-4
Grand View	L	13-3
Rhode Island	L	7-6
Rockford	W	14-1
Rockford	L	5-3
Missouri S&T	W	13-6
Missouri S&T	W	6-0
Harris-Stowe	W	19-5
Missouri-St. Louis	L	11-10
Missouri-St. Louis	L	5-1
Indiana State	L	12-5
Indiana State	L	9-6
UT Martin	W	8-7
UT Martin	W	10-1
Lincoln	W	21-0

1986 (29-13-1)

Union	L	6-5
Union	L	10-2
Iowa	W	13-1
Iowa	W	14-13
Iowa	L	21-5
Iowa	L	16-6
Maryville	W	19-0
Washington	W	13-7
Marietta (Ohio)	W	2-0
Washington	W	13-7
Missouri S&T	W	12-0
Missouri S&T	W	15-1
Southern Indiana	W	8-2
Southern Indiana	W	10-5
Southern Illinois	W	13-10
Missouri-St. Louis	T	5-5
Missouri-St. Louis	W	6-5
Missouri-St. Louis	L	4-3
Concordia Coll.	W	4-1
Concordia Coll.	W	10-0
Missouri Baptist	L	4-3
Missouri Baptist	W	8-3
Saint Louis	W	16-5
Missouri S&T	W	10-9
Missouri S&T	W	14-4
Saint Louis	W	12-0
Southern Indiana	W	12-2
Southern Indiana	L	6-5
Southern Illinois	W	5-0
SIU-Edwardsville	L	9-4
SIU-Edwardsville	L	10-1

Southwest Baptist	L	13-10
Southwest Baptist	W	7-4
Missouri-St. Louis	L	9-8
Missouri-St. Louis	L	10-3
SIU-Edwardsville	L	2-0
SIU-Edwardsville	L	6-0
McKendree	W	10-6
McKendree	W	8-0
Missouri S&T	W	4-1
Missouri S&T	W	9-3
Southwest Baptist	W	7-5
Southwest Baptist	W	13-4
Missouri Baptist	W	3-1
Missouri Baptist	L	5-3
Missouri-St. Louis	W	3-2
Missouri-St. Louis	W	5-1
Missouri S&T	W	3-1
Missouri S&T	L	5-1
McKendree	W	5-4
McKendree	W	11-4
Truman State	W	10-1
NW Mo. State	W	5-3
NW Mo. State	W	7-1
Missouri Baptist	W	8-6
Missouri Baptist	L	9-3
Southern Illinois	L	7-1
Saint Louis	W	16-9
Southern Indiana	L	8-7
Southern Indiana	L	4-2
Southern Illinois	W	6-5
SIU-Edwardsville	L	8-1
SIU-Edwardsville	W	5-3

Missouri S&T	W	6-0
Missouri S&T	W	2-1
Central Mo.	L	6-5
NW Mo. State	W	7-6
Missouri-St. Louis	W	12-1
Central Mo.	L	9-3
Murray State	W	13-9
Saint Louis	W	5-4
Southern Indiana	W	9-4
Southern Indiana	W	11-9
SIU-Edwardsville	W	18-6
SIU-Edwardsville	L	6-4

1987 (28-20)

Union	W	8-7
Union	L	4-1
Slippery Rock	W	5-4
Jacksonville State	L	11-7
Slippery Rock	W	7-4
Jacksonville State	L	7-1
Wisconsin-Stout	L	7-4
Livingston	L	9-0
Wisconsin-Stout	L	9-6
Livingston	W	5-0
Saint Louis	W	9-4
Quincy	W	7-3
Quincy	W	8-5
Southern Indiana	L	8-5
Southern Indiana	W	7-6
Missouri	L	16-4

Missouri-St. Louis	W	6-2
Missouri-St. Louis	L	12-8
Missouri S&T	W	9-3
NW Mo. State	L	10-5
Missouri-St. Louis	L	11-5
Southern Illinois	L	6-0
SIU-Edwardsville	L	12-11
SIU-Edwardsville	L	2-1
Southern Indiana	L	9-1
Southern Indiana	W	6-3

1989 (27-17)

Western Michigan	W	13-9
Tampa	L	5-2
Tampa	L	12-1
Eastern Michigan	L	9-5
St. Leo	W	12-4
Eckerd	L	4-3
Vanderbilt	L	21-7
Union	W	9-5
Union	W	13-2
Lincoln	W	9-3
Lincoln	W	9-5
Southern Illinois	L	12-7
Quincy	W	11-1
Quincy	W	15-2
Southern Indiana	W	8-4
Southern Indiana	L	9-8
Southwest Baptist	W	11-1
Southwest Baptist	W	8-2
Missouri-St. Louis	W	5-3
Missouri-St. Louis	L	6-3
Missouri S&T	W	6-0
Missouri S&T	W	2-1
Lincoln	L	9-4
Lincoln	W	17-7
Austin Peay	L	12-6
Southwest Baptist	W	8-2
Southwest Baptist	W	6-1
Murray State	L	15-10
Missouri-St. Louis	W	5-3
Missouri-St. Louis	W	12-5
Austin Peay	L	15-3
Missouri S&T	L	10-6
Missouri S&T	W	4-2
Southern Indiana	W	7-4
Southern Indiana	L	14-4
McKendree	W	6-2
McKendree	W	5-3
Central Mo.	L	7-5
Missouri-St. Louis	W	5-4
NW Mo. State	L	12-6
McKendree	W	11-7
McKendree	W	2-1
Arkansas State	L	9-5
Arkansas State	W	3-2

Southeast Missouri State REDHAWKS

YEAR-BY-YEAR RESULTS

1990 (19-21-1)

Valdosta State	L	8-3	Southern Indiana	L	2-1
Valdosta State	L	10-3	Missouri S&T	W	13-0
St. Anselm	W	5-2	Missouri S&T	W	5-3
Norfolk State	L	11-6	Missouri S&T	W	16-7
St. Augustine's	W	8-4	Lincoln	W	13-1
McKendree	L	6-3	Lincoln	W	14-4
McKendree	W	6-3	Pittsburgh State	L	3-2
Union	L	5-4	Pittsburgh State	W	2-1
Union	L	12-4	Pittsburgh State	W	5-1
William Jewell	W	11-4	Southern Illinois	L	5-4
Arkansas State	W	9-1	Southwest Baptist	W	4-1
Arkansas State	W	13-0	Murray State	L	3-2
Southern Illinois	L	9-3	Murray State	L	1-0
McKendree	W	10-4	Southern Indiana	L	8-2
McKendree	W	6-2	Missouri Southern	L	10-2
Illinois State	L	12-1	Missouri Southern	W	4-1
Illinois State	L	11-4	Missouri Southern	W	8-2
Missouri-St. Louis	W	13-8	Arkansas State	W	6-5
Missouri-St. Louis	T	5-5	Washburn	W	2-1
Murray State	L	14-1	Missouri Southern	L	5-3
Missouri Southern	L	8-0	Washburn	L	6-5
Missouri Southern	L	4-2	Quincy	W	12-4
Southwest Baptist	W	15-4	Quincy	L	5-2
Southwest Baptist	W	7-0	McKendree	W	5-3
Southern Indiana	L	6-5	McKendree	W	3-2
Southern Indiana	L	13-3			
Missouri S&T	W	3-1			
Missouri S&T	L	3-2			
Southern Illinois	L	12-1			
Lincoln	W	7-0			
Lincoln	W	7-0			
Southern Indiana	W	4-1			
Southern Indiana	L	14-3			
Lincoln	L	2-1			
Lincoln	W	15-3			
Missouri Southern	L	5-4			
Missouri Southern	W	4-2			
Southwest Baptist	W	14-8			
Southwest Baptist	W	18-5			
Missouri-St. Louis	L	8-4			
Murray State	L	8-1			

1991 (25-18)

Memphis	L	8-7
Union	L	11-4
Union	L	10-7
Arkansas State	W	9-4
Lincoln	W	6-2
Lincoln	W	3-0
Norfolk State	W	11-1
Armstrong State	W	15-11
Savannah State	W	17-3
Armstrong State	W	6-2
Sacred Heart	W	11-5
William Jewell	L	8-5
Southern Illinois	L	7-4
Missouri-St. Louis	W	15-2
Missouri-St. Louis	W	5-4
North Alabama	L	4-3
North Alabama	L	5-4
Southern Indiana	L	5-3

NCAA Division I Era

1992 Overall: 22-27 OVC: 13-7

Arkansas State	L	9-1
Memphis	L	12-8
Memphis	L	11-3
UT Martin	L	9-7
Kansas	L	17-1
Kansas	L	14-3
Kansas	L	14-1
Columbus Coll.	L	2-0
Columbus Coll.	W	4-2
Columbus Coll.	L	10-2
William Jewell	W	6-4
Quincy	W	9-1
Middle Tennessee	L	10-1
Middle Tennessee	W	1-0
Northeastern Ill.	L	11-2
Northeastern Ill.	L	10-4
Austin Peay	W	3-1
Austin Peay	L	7-6
Austin Peay	L	13-11
UT Martin	L	5-4
McKendree	W	5-0
McKendree	W	8-1
Murray State	W	6-5
Murray State	L	4-2
Murray State	W	12-1
Arkansas State	W	11-7
Eastern Kentucky	L	6-3
Eastern Kentucky	W	9-0
Eastern Kentucky	L	8-4
Tennessee State	W	5-3
Tennessee State	W	7-1
Tennessee State	W	17-3
Missouri State	L	6-1
Missouri State	W	13-10
Missouri State	L	3-0
Morehead State	W	1-0
Morehead State	W	2-1
Southern Indiana	L	13-11
Southern Indiana	L	11-7
Tennessee Tech	W	11-3
Tennessee Tech	W	5-4
Tennessee Tech	W	7-6
Southern Illinois	W	6-5
Missouri	L	17-0
Missouri	L	16-0
Missouri	L	7-6

OVC Tournament

Austin Peay	W	3-1
Middle Tennessee	L	14-2
Austin Peay	L	6-4

1993 Overall: 13-27 OVC: 9-10

South Florida	L	6-3
South Florida	L	11-3
Long Island	L	8-4
South Florida	L	11-2
St. Joseph's (Pa.)	L	14-8
Southern Miss.	W	3-2
Southern Miss.	L	4-1
Morehead State	L	16-4
Morehead State	L	4-1
Morehead State	L	4-3
Murray State	L	4-2
Murray State	W	8-0
UT Martin	L	5-1
Tennessee Tech	L	5-1
Tennessee Tech	W	4-3
Tennessee Tech	L	3-1
Eastern Kentucky	L	5-4
Eastern Kentucky	L	11-5
Southern Indiana	L	9-8
Southern Indiana	L	3-0
Southern Illinois	L	9-8
Tennessee State	W	12-1
Tennessee State	W	10-2
Tennessee State	W	11-0
Arkansas State	W	12-4
Arkansas State	L	5-1
Southern Illinois	L	10-3
Austin Peay	W	6-5
Austin Peay	W	2-1
Austin Peay	W	1-0
UT Martin	W	12-5
Northeastern Ill.	L	3-1
Northeastern Ill.	W	4-1
Missouri State	L	5-4
Missouri State	L	6-1
Memphis	L	9-1
Mid. Tennessee St.	W	2-1
Mid. Tennessee St.	L	2-1
Mid. Tennessee St.	L	9-4
Memphis	L	4-1

1994 Overall: 23-27 OVC: 11-9

Memphis	L	6-4
Southern Miss.	L	13-5
Southern Miss.	L	12-4
Southern Miss.	W	9-8
Western Kentucky	L	5-2
Arkansas State	L	6-4
Kansas	L	19-5
Kansas	L	5-4
Kansas	L	7-1
Delaware St.	W	5-0
Mary. Eastern Shore	W	4-3
Florida State	L	15-3
Florida State	L	13-3
Florida A&M	W	14-5
Northeastern Ill.	L	2-1
Northeastern Ill.	W	3-0
Northeastern Ill.	L	12-10
Southern Indiana	W	6-5
Southern Indiana	W	6-4
Iowa	W	4-3
Iowa	W	2-1
Southern Illinois	W	4-2
Morehead State	W	4-1
Morehead State	W	9-7
Morehead State	L	7-6
Mid. Tennessee St.	W	11-4
Mid. Tennessee St.	L	8-6
Mid. Tennessee St.	W	3-2
Tennessee Tech	L	11-4
Tennessee Tech	W	5-2
Missouri State	L	3-1
Missouri State	L	5-1
Southern Illinois	W	11-9
UT Martin	L	3-1
UT Martin	W	5-3
UT Martin	W	10-5
Memphis	W	2-1
Austin Peay	L	7-6
Austin Peay	W	6-0
Austin Peay	L	6-5
Arkansas State	L	6-2
Saint Louis	L	7-3
Eastern Kentucky	W	3-0
Eastern Kentucky	L	6-2
Eastern Kentucky	L	10-6
Missouri State	L	8-6
Missouri State	L	7-0
Murray State	L	6-2
Murray State	W	2-1
Murray State	W	4-2

Southeast Missouri State REDHAWKS

YEAR-BY-YEAR RESULTS

Head Coach
Mark Hogan

1995		1996		1997		1998		1999	
Overall: 32-21		Overall: 25-23-1		Overall: 24-33		Overall: 32-24		Overall: 27-27	
OVC: 14-6		OVC: 11-8-1		OVC: 11-13		OVC: 15-9		OVC: 15-8	
Memphis	W 13-6	Memphis	L 15-7	Memphis	L 8-3	Mississippi	L 7-4	Creighton	W 3-2
Western Kentucky	W 13-11	UALR	W 11-5	Memphis	L 7-5	Mississippi	L 4-3	Creighton	L 3-2
Missouri	W 5-4	Northeastern Ill.	L 5-4	Bradley	W 10-0	Mississippi	L 15-9	Creighton	L 11-1
Northern Iowa	W 9-7	Northeastern Ill.	W 9-1	Bradley	W 3-2	Iowa State	W 10-2	Mississippi	L 6-4
Northern Iowa	W 10-7	Northeastern Ill.	W 16-15	Bradley	L 12-10	Iowa State	W 7-0	Mississippi	W 1-0
Memphis	W 2-0	Northeastern Ill.	W 10-2	Mississippi St.	L 13-3	Iowa State	L 6-5	Northern Iowa	L 13-12
Illinois State	W 10-5	Tulane	W 9-8	Mississippi St.	L 10-4	Memphis	L 6-5	Northern Iowa	L 12-9
Illinois State	L 12-5	Tulane	L 7-6	Northern Iowa	W 3-2	Southern Illinois	L 9-7	Northern Iowa	L 10-3
Illinois State	L 13-6	Tulane	L 14-9	Missouri Baptist	L 4-1	Bradley	W 9-2	SIU-Edwardsville	L 4-2
Southern Miss.	L 11-2	South Alabama	L 10-0	Missouri State	L 4-2	Bradley	W 2-1	Arkansas State	L 4-2
South Alabama	W 14-12	South Alabama	W 6-5	Missouri State	L 10-5	Southern Illinois	W 11-5	Northern Illinois	W 6-5
South Alabama	L 5-3	Western Illinois	W 3-1	Missouri State	L 4-1	Murray State	W 9-5	Northern Illinois	W 10-0
South Alabama	L 17-14	Western Illinois	W 8-5	Murray State	L 5-4	Murray State	W 19-0	Northern Illinois	W 7-2
Eastern Illinois	L 3-2	Western Illinois	W 18-3	Murray State	W 3-2	Murray State	L 12-3	UT Martin	W 12-7
Eastern Illinois	W 10-4	Mississippi	L 7-6	Murray State	L 9-8	Memphis	W 7-0	UT Martin	L 7-6
Eastern Illinois	W 6-5	Tennessee Tech	L 6-1	Wichita State	L 11-4	Tennessee Tech	L 2-1	Missouri-St. Louis	L 12-1
Missouri	L 11-1	Tennessee Tech	W 6-3	Wichita State	W 14-6	Tennessee Tech	W 13-6	Eastern Kentucky	W 1-0
Missouri State	W 12-6	Tennessee Tech	L 4-0	Tennessee Tech	L 6-3	Tennessee Tech	L 7-2	Eastern Kentucky	W 11-4
Missouri State	L 13-5	Missouri	L 8-7	Tennessee Tech	W 3-2	Eastern Kentucky	W 3-2	Eastern Kentucky	L 12-5
Middle Tennessee	L 5-0	UT Martin	W 7-5	Tennessee Tech	L 10-2	Eastern Kentucky	W 7-1	Memphis	W 4-3
Middle Tennessee	L 2-1	UT Martin	L 4-2	Saint Louis	W 19-8	Eastern Kentucky	L 8-4	Eastern Illinois	W 7-2
Middle Tennessee	L 6-4	UT Martin	T 5-5	Eastern Kentucky	L 24-2	Missouri-St. Louis	W 13-3	Eastern Illinois	L 7-0
Western Kentucky	L 10-4	Arkansas	L 8-3	Eastern Kentucky	L 3-2	Missouri State	W 18-17	Eastern Illinois	W 5-2
Southern Illinois	W 17-2	Austin Peay	W 13-0	Eastern Kentucky	W 10-7	Missouri State	W 5-4	Missouri State	L 10-2
Tennessee Tech	W 5-1	Austin Peay	W 9-4	Oklahoma St.	L 9-7	Eastern Illinois	L 6-4	Missouri State	L 8-1
Tennessee Tech	W 6-1	Austin Peay	L 7-1	Oklahoma St.	L 10-5	Eastern Illinois	W 5-4	Austin Peay	L 7-2
Tennessee Tech	W 8-7	Missouri	L 7-2	Eastern Illinois	W 11-10	Eastern Illinois	L 4-3	Austin Peay	L 8-6
Arkansas State	L 9-5	Missouri-St. Louis	L 7-6	Eastern Illinois	W 8-4	McKendree	W 13-1	UALR	W 15-3
Oral Roberts	L 8-5	Eastern Kentucky	W 6-5	Eastern Illinois	W 6-5	Missouri Baptist	W 8-0	Southern Illinois	L 6-5
Oral Roberts	W 5-3	Eastern Kentucky	L 4-0	Saint Louis	L 9-3	Austin Peay	W 5-1	Belmont	W 5-4
UT Martin	W 9-4	Eastern Kentucky	W 4-1	Austin Peay	W 10-7	Austin Peay	W 1-0	Belmont	W 9-4
UT Martin	W 14-12	Memphis	W 4-2	Austin Peay	W 3-2	Austin Peay	W 6-3	Belmont	W 5-3
UT Martin	W 15-8	Arkansas State	L 9-7	Austin Peay	W 7-4	Arkansas State	L 5-4	Missouri	L 8-4
Arkansas	L 10-6	Saint Louis	L 8-7	Southern Illinois	W 9-4	Georgia Tech	L 13-2	Middle Tennessee	W 10-2
Austin Peay	W 4-2	Saint Louis	L 6-0	Arkansas State	L 4-3	Georgia Tech	L 14-4	Middle Tennessee	W 4-0
Austin Peay	L 6-5	Murray State	W 6-4	Oral Roberts	L 12-4	Georgia Tech	L 6-5	Middle Tennessee	L 9-6
Austin Peay	W 4-1	Murray State	W 12-1	Oral Roberts	W 7-2	Missouri	L 11-8	Saint Louis	L 9-7
Northeastern Ill.	W 8-3	Missouri Baptist	W 5-2	Oral Roberts	W 14-4	Middle Tennessee	W 10-9	Southern Illinois	L 14-11
Northeastern Ill.	W 4-0	Memphis	L 7-6	Memphis	L 5-3	Middle Tennessee	L 10-7	UT Martin	W 11-2
Saint Louis	L 3-2	Memphis	W 12-4	Memphis	W 3-0	Middle Tennessee	W 8-4	UT Martin	W 6-0
Eastern Kentucky	L 2-0	Morehead State	L 10-9	Middle Tennessee	L 12-3	Saint Louis	L 8-5	UT Martin	W 11-2
Eastern Kentucky	W 9-4	Morehead State	W 14-10	Middle Tennessee	L 10-9	UALR	W 17-5	Belmont	L 12-8
Washington U.	W 10-2	Morehead State	W 15-5	Middle Tennessee	L 12-6	UT Martin	W 4-3	Morehead State	W 10-2
Murray State	W 5-4	Louisville	W 16-8	UALR	W 10-7	UT Martin	W 13-0	Morehead State	W 12-2
Murray State	L 3-0	Middle Tennessee	W 6-3	Missouri	L 4-2	UT Martin	W 11-7	Morehead State	W 19-1
Morehead State	W 4-3	Middle Tennessee	L 12-2	UT Martin	L 6-0	Missouri	L 12-6	Murray State	L 9-3
Morehead State	W 5-2	Morehead State	W 9-1	UT Martin	L 8-7	Morehead State	L 2-1	Murray State	W 8-5
Morehead State	W 9-8	Austin Peay	L 8-3	UT Martin	W 5-4	Morehead State	W 6-1	Murray State	L 8-4
Eastern Kentucky	W 7-4	Morehead State	L 4-0	Missouri	L 11-10	Morehead State	L 4-3	Saint Louis	W 6-5
Middle Tennessee	W 14-4			Morehead State	L 5-2	OVC Tournament		Tennessee Tech	L 2-0
Middle Tennessee	L 6-5			Morehead State	L 9-7	Morehead State	W 10-9	Tennessee Tech	W 10-4
Middle Tennessee	L 6-4			Morehead State	W 10-8	Eastern Kentucky	W 12-8	Tennessee Tech	W 14-6
				OVC Tournament		Eastern Illinois	W 15-11	OVC Tournament	
				Eastern Illinois	W 6-5	NCAA Regional		Eastern Kentucky	L 13-6
				Middle Tennessee	W 4-0	Southern	W 5-4	Middle Tennessee	L 6-4
				Tennessee Tech	W 9-5	Southern	W 10-3		
				Tennessee Tech	L 10-8	Wichita State	L 7-4		
				Tennessee Tech	L 8-4	Georgia Tech	L 14-5		

YEAR-BY-YEAR RESULTS

Southeast Missouri State REDHAWKS

2000			2001			2002			2003			2004		
Overall: 37-17			Overall: 34-20			Overall: 37-20			Overall: 31-20			Overall: 29-28		
OVC: 17-6			OVC: 15-6			OVC: 16-5			OVC: 14-6			OVC: 15-11		
Arkansas	L	4-3	Iowa State	W	5-4	Oklahoma	L	5-4	Alabama	W	8-7	Oklahoma	L	7-1
Arkansas	L	3-1	Iowa State	W	3-2	Oklahoma	L	10-1	Alabama	L	16-1	Oklahoma	L	11-5
Arkansas	W	8-7	Iowa State	W	3-0	Oklahoma	L	18-5	Alabama	L	9-4	Oklahoma	L	10-2
Martin Methodist	W	3-2	Mississippi	L	1-0	Wichita State	L	9-4	Memphis	W	5-0	Arkansas State	W	12-9
Iowa State	W	11-4	Mississippi	L	14-3	Wichita State	L	8-7	Memphis	L	6-1	Mississippi	L	8-1
Iowa State	W	4-0	Mississippi	W	5-2	Arkansas State	W	2-1	Memphis	L	14-6	Mississippi	L	15-6
Iowa State	W	4-3	Jackson State	W	13-4	Memphis	L	9-1	Arkansas State	L	7-3	Brescia U.	W	6-0
Memphis	W	9-4	South Alabama	L	2-1	Memphis	W	7-4	Southern Miss.	W	9-2	Brescia U.	W	8-0
Missouri State	W	11-6	South Alabama	L	6-1	Memphis	W	11-3	Southern Miss.	L	7-5	Saint Louis	W	7-4
Missouri State	W	5-3	Arkansas State	W	7-0	Evansville	L	7-5	Southern Miss.	L	14-2	Alabama	L	10-1
Mississippi	L	5-1	Harris-Stowe	W	7-0	Culver Stockton	W	4-3	Missouri	L	9-8	Alabama	L	2-0
Mississippi	L	7-4	Central Oklahoma	W	7-0	Culver Stockton	W	13-5	Saint Louis	W	9-4	Alabama	L	20-0
Missouri	W	14-8	Oklahoma State	L	10-7	Culver Stockton	W	13-10	Lipscomb	W	9-3	Central Michigan	W	7-5
UT Martin	W	13-4	Princeton	L	12-4	Missouri State	L	5-3	Lipscomb	W	6-5	Central Michigan	W	7-2
UT Martin	W	6-0	Arkansas State	W	6-4	Missouri State	L	11-9	Lincoln	W	17-0	Missouri State	W	5-2
Memphis	W	12-9	Morehead State	L	4-3	Missouri State	L	9-3	Lincoln	W	7-2	Missouri State	W	8-2
Eastern Illinois	L	2-1	Morehead State	W	8-6	Saint Louis	W	9-2	Missouri Valley	W	5-0	Missouri State	L	6-2
Eastern Illinois	W	16-7	Morehead State	W	5-1	Murray State	W	7-2	Missouri Valley	W	4-3	Southern Illinois	L	6-5
Westminster	W	15-1	Lipscomb	L	3-2	Murray State	W	6-5	Southern Illinois	W	7-5	Missouri	L	6-3
Austin Peay	W	4-1	Lipscomb	W	7-1	Murray State	L	8-4	Tennessee Tech	W	5-0	Murray State	W	19-5
Austin Peay	W	10-3	William Woods	W	24-3	Missouri	W	8-5	Tennessee Tech	W	6-5	Murray State	W	6-2
Austin Peay	W	12-7	Belmont	W	3-1	Southern Illinois	W	8-2	Lipscomb	W	5-2	Murray State	L	16-3
Belmont	L	3-1	Belmont	W	11-10	Eastern Kentucky	W	7-4	Lipscomb	W	6-2	Oklahoma State	L	10-8
Belmont	L	1-0	Saint Louis	W	13-1	Eastern Kentucky	W	2-0	Southern Illinois	W	4-3	Oklahoma State	W	4-2
Southern Illinois	W	8-6	Saint Louis	W	10-6	Eastern Kentucky	L	9-6	Eastern Kentucky	W	15-5	Jacksonville State	L	12-2
Middle Tennessee	W	3-2	Murray State	L	6-5	Arkansas State	L	6-1	Eastern Kentucky	L	10-9	Jacksonville State	W	10-3
Middle Tennessee	W	2-0	Murray State	W	3-2	Evansville	W	15-5	Eastern Kentucky	L	8-5	Jacksonville State	L	15-14
Middle Tennessee	L	8-5	Murray State	W	7-3	UT Martin	W	16-3	Arkansas State	W	7-6	Free-Hardeman	W	12-4
Missouri Baptist	L	5-4	Missouri	L	7-4	UT Martin	W	12-8	Middle Tennessee	L	11-9	Samford	W	7-5
Saint Louis	L	5-4	Southern Illinois	W	11-5	UT Martin	W	12-2	Eastern Illinois	L	5-1	Samford	W	9-1
UT Martin	W	8-7	Eastern Kentucky	L	8-2	Southern Illinois	L	10-5	Eastern Illinois	L	5-4	Samford	W	12-8
UT Martin	W	8-5	Eastern Kentucky	W	7-0	Lipscomb	W	3-1	Eastern Illinois	W	22-9	Saint Louis	L	6-4
UT Martin	W	16-0	Eastern Kentucky	L	9-2	Oklahoma State	W	5-3	Kansas State	W	9-5	Austin Peay	L	3-2
Arkansas State	W	10-9	Memphis	W	14-4	Austin Peay	W	14-9	Austin Peay	W	9-3	Austin Peay	L	15-4
Southern Illinois	W	19-17	Memphis	L	13-5	Austin Peay	W	8-6	Austin Peay	L	4-2	Austin Peay	W	9-7
Morehead State	W	11-1	UT Martin	W	7-0	Austin Peay	W	6-2	Austin Peay	W	8-6	Southern Illinois	L	9-6
Morehead State	W	7-0	UT Martin	W	18-9	Saint Louis	W	5-4	Missouri	L	11-10	Eastern Illinois	L	6-5
Morehead State	W	3-2	UT Martin	L	8-6	Tennessee Tech	W	7-2	UT Martin	W	9-1	Eastern Illinois	L	6-5
Arkansas State	W	7-4	Missouri	L	8-5	Tennessee Tech	L	9-2	UT Martin	W	14-2	Eastern Illinois	W	4-3
Murray State	L	5-4	Southern Illinois	W	19-1	Tennessee Tech	W	12-6	UT Martin	W	20-5	Eastern Kentucky	L	11-4
Murray State	W	4-1	Missouri State	W	11-9	Missouri	W	5-2	Missouri State	L	3-1	Eastern Kentucky	L	3-0
Murray State	L	9-3	Austin Peay	W	1-0	Eastern Illinois	W	9-2	Missouri State	L	11-5	Morehead State	W	10-5
Saint Louis	L	10-9	Austin Peay	W	11-0	Eastern Illinois	W	7-1	Morehead State	W	11-4	Morehead State	W	3-1
Tennessee Tech	L	9-8	Austin Peay	W	4-3	Eastern Illinois	L	8-4	Morehead State	W	22-8	Morehead State	W	17-10
Tennessee Tech	W	8-5	Tennessee Tech	W	3-1	Arkansas	W	5-1	Morehead State	L	7-5	Arkansas State	W	6-4
Tennessee Tech	W	15-11	Tennessee Tech	W	7-3	Arkansas	W	5-4	Murray State	W	13-8	Tennessee Tech	W	5-3
Missouri	W	9-6	Tennessee Tech	W	11-0	Morehead State	W	9-3	Murray State	W	10-4	Tennessee Tech	W	3-2
Eastern Kentucky	W	10-4	Memphis	L	2-1	Morehead State	W	9-2	Murray State	W	6-0	Tennessee Tech	L	11-4
Eastern Kentucky	W	6-5	Memphis	L	13-3	Morehead State	L	16-10	OVC Tournament			Missouri	L	12-11
Eastern Kentucky	L	11-4	Eastern Illinois	W	6-2	OVC Tournament			Eastern Kentucky	L	12-6	UT Martin	W	9-2
Middle Tennessee	L	3-2	Eastern Illinois	L	9-7	Morehead State	W	9-6	Austin Peay	W	4-0	UT Martin	W	12-4
Austin Peay	W	13-0	Eastern Illinois	L	12-5	Murray State	L	4-3	Murray State	L	4-3	UT Martin	L	17-16
Eastern Kentucky	W	15-5	OVC Tournament			Austin Peay	W	7-5	OVC Tournament			OVC Tournament		
Middle Tennessee	L	11-4	Austin Peay	L	9-4	Tennessee Tech	W	9-2	OVC Tournament			Eastern Illinois	L	18-9
			Eastern Illinois	L	2-1	Tennessee Tech	W	13-1	OVC Tournament			Austin Peay	W	6-1
			NCAA Regional			NCAA Regional			NCAA Regional			Eastern Kentucky	W	9-7
						Alabama	W	7-4				Jacksonville State	W	7-6
						Florida Atlantic	L	12-6				Jacksonville State	L	5-1
						Alabama	L	7-4						

Southeast Missouri State REDHAWKS

YEAR-BY-YEAR RESULTS

2005			2006			2007			2008			2009		
Overall: 24-32			Overall: 23-33			Overall: 32-24			Overall: 26-26			Overall: 26-25		
OVC: 15-12			OVC: 11-16			OVC: 16-10			OVC: 12-13			OVC: 12-11		
Tulane	L	9-0	Arkansas State	L	4-3	Jackson State	W	7-4	Ark.-Pine Bluff	L	4-2	Alabama	L	5-1
Tulane	L	6-3	McNeese State	W	8-1	Jackson State	W	2-0	Ark.-Pine Bluff	W	13-2	Alabama	W	8-3
Tulane	L	9-3	McNeese State	L	7-6	Jackson State	L	12-10	Ark.-Pine Bluff	W	15-3	Alabama	W	8-4
Southeastern La.	W	5-2	McNeese State	L	10-0	South Dakota State	L	5-2	Northern Colorado	L	4-1	Lyon	W	11-6
Southeastern La.	L	6-2	Jackson State	W	7-5	South Dakota State	W	7-4	Northern Colorado	L	4-2	Purdue	W	13-10
Southeastern La.	W	14-7	Jackson State	W	8-7	South Dakota State	W	1-0	Northern Colorado	L	7-3	Purdue	L	9-2
Saint Louis	W	8-3	Jackson State	W	9-6	Cleveland State	W	3-1	Northern Colorado	W	14-13	Saint Louis	W	6-5
Bradley	L	1-0	Evansville	L	7-6	Cleveland State	W	5-1	Lyon	W	6-0	St. Catharine	L	11-9
Bradley	L	6-1	Southeastern La.	L	8-0	Arkansas State	L	6-5	Saint Louis	L	9-5	Northern Iowa	L	3-1
Bradley	L	8-3	Indiana State	L	8-1	Saint Louis	W	5-2	Memphis	W	9-8	Northern Iowa	W	20-8
South Dakota State	W	7-2	Indiana State	L	10-6	Illinois State	L	8-5	Memphis	W	6-5	Northern Iowa	W	7-6
Southern Illinois	W	7-3	South Dakota State	W	5-1	Illinois State	L	8-2	Memphis	L	2-0	Northern Iowa	L	11-5
Freed-Hardeman	W	8-1	South Dakota State	W	6-5	Illinois State	L	5-4	Tennessee Tech	W	16-3	Northern Illinois	W	8-6
Mississippi	L	6-5	South Dakota State	L	8-5	Bethel Coll.	W	4-2	Tennessee Tech	L	8-3	Northern Illinois	W	15-5
Mississippi	L	3-0	Memphis	L	5-1	Ark.-Pine Bluff	W	5-0	Tennessee Tech	W	7-3	Northern Illinois	W	11-10
Central Michigan	L	4-2	Memphis	L	15-1	Ark.-Pine Bluff	W	8-3	Missouri State	W	6-2	Northern Illinois	L	17-10
Central Michigan	W	4-3	Missouri State	L	5-2	Ark.-Pine Bluff	W	19-0	Missouri State	L	7-6	Missouri State	L	13-2
Central Michigan	L	5-3	UT Martin	L	3-2	Central Arkansas	W	12-5	UT Martin	W	19-6	Missouri State	L	16-3
Murray State	L	7-6	UT Martin	L	2-1	Central Arkansas	L	13-11	Vanderbilt	W	12-8	Tennessee Tech	W	14-2
Murray State	W	15-10	UT Martin	L	1-0	UT Martin	W	7-6	Evansville	L	8-7	Tennessee Tech	W	4-3
Murray State	L	7-6	Missouri	W	3-2	UT Martin	W	7-5	Murray State	L	5-3	Tennessee Tech	W	7-4
Arkansas State	L	9-0	Murray State	W	1-0	UT Martin	W	18-8	Murray State	W	3-2	UT Martin	W	6-5
Jacksonville State	L	6-3	Murray State	W	5-0	Freed-Hardeman	W	5-0	Murray State	W	9-8	UT Martin	W	9-7
Jacksonville State	W	3-0	Murray State	W	7-0	Freed-Hardeman	W	27-16	Southern Illinois	W	11-4	UT Martin	W	12-8
Jacksonville State	L	8-7	Saint Louis	L	11-10	Murray State	W	6-5	Arkansas State	L	8-3	Arkansas State	L	12-1
Saint Louis	W	3-2	Southern Illinois	W	13-11	Murray State	W	17-3	Jacksonville State	L	16-6	Jacksonville State	W	18-4
Missouri	W	8-5	Jacksonville State	L	9-3	Murray State	L	6-5	Jacksonville State	L	4-3	Jacksonville State	L	8-7
Samford	L	13-5	Jacksonville State	W	8-6	Missouri State	L	16-3	Jacksonville State	L	10-7	Jacksonville State	W	7-4
Samford	W	3-1	Jacksonville State	L	21-7	Missouri State	L	9-5	Southern Illinois	L	5-4	Southern Illinois	L	7-0
Samford	L	4-2	Southern Illinois	L	8-5	Jacksonville State	L	4-3	Samford	L	11-6	Murray State	L	25-2
Missouri	L	10-2	Missouri	W	9-5	Jacksonville State	W	5-3	Samford	W	11-10	Murray State	L	3-1
Austin Peay	W	6-4	Samford	L	6-5	Jacksonville State	W	3-2	Samford	W	7-6	Murray State	W	9-6
Austin Peay	L	5-3	Samford	W	7-4	Southern Illinois	L	7-2	Arkansas State	W	12-3	Southern Illinois	L	4-2
Austin Peay	L	11-2	Samford	L	8-6	Samford	W	4-0	Austin Peay	L	6-5	SIU Edwardsville	W	9-5
Arkansas State	L	3-2	Austin Peay	L	7-4	Samford	W	9-0	Austin Peay	L	7-6	SIU Edwardsville	W	9-2
Eastern Illinois	W	9-4	Austin Peay	W	8-4	Samford	L	2-1	Austin Peay	W	10-9	SIU Edwardsville	W	9-4
Eastern Illinois	W	7-2	Austin Peay	L	7-2	Southern Illinois	W	9-7	Eastern Illinois	W	16-7	Evansville	W	9-4
Eastern Illinois	W	5-3	Kansas	L	6-0	Austin Peay	L	4-2	Eastern Illinois	L	15-3	Arkansas State	L	17-11
Southern Illinois	L	7-3	Missouri	L	14-3	Austin Peay	L	4-0	Eastern Illinois	L	6-5	Austin Peay	W	12-9
Eastern Kentucky	L	3-2	Eastern Illinois	L	7-6	Austin Peay	W	16-14	Eastern Kentucky	W	5-4	Austin Peay	L	9-5
Eastern Kentucky	L	12-11	Eastern Illinois	L	5-1	Memphis	L	12-6	Eastern Kentucky	L	3-1	Austin Peay	W	13-3
Eastern Kentucky	L	3-1	Eastern Illinois	W	4-3	Memphis	L	19-8	Eastern Kentucky	W	8-7	Eastern Illinois	L	8-7
Evansville	L	13-6	Eastern Kentucky	W	11-2	Eastern Illinois	W	10-5	Central Arkansas	W	12-4	Eastern Illinois	L	8-7
Morehead State	W	8-7	Eastern Kentucky	L	8-3	Eastern Illinois	L	14-4	Central Arkansas	L	12-2	Eastern Kentucky	L	14-13
Morehead State	L	3-0	Eastern Kentucky	L	6-5	Eastern Illinois	W	10-4	Morehead State	L	10-8	Eastern Kentucky	W	12-2
Morehead State	W	16-4	Morehead State	L	7-4	Eastern Kentucky	W	1-0	Morehead State	W	9-6	Eastern Kentucky	L	11-10
Tennessee Tech	W	20-10	Morehead State	L	4-0	Eastern Kentucky	L	2-1	Morehead State	L	13-12	Morehead State	L	12-10
Tennessee Tech	W	10-1	Morehead State	W	13-7	Morehead State	W	4-3	OVC Tournament			Morehead State	L	10-3
Tennessee Tech	W	16-12	Saint Louis	W	7-6	Morehead State	L	3-2	Austin Peay	W	5-2	Morehead State	L	9-6
Missouri State	L	10-2	Tennessee Tech	W	10-5	Morehead State	L	9-8	Jacksonville State	L	7-6	OVC Tournament		
Missouri State	L	11-6	Tennessee Tech	L	9-5	Tennessee Tech	L	6-5	Tennessee Tech	W	8-4	Tennessee Tech	L	9-5
UT Martin	W	6-4	Tennessee Tech	W	21-10	Tennessee Tech	W	9-2	Jacksonville State	W	6-4	Morehead State	L	7-5
UT Martin	W	4-2	OVC Tournament			Tennessee Tech	L	9-6	Eastern Illinois	L	7-4			
UT Martin	W	4-3	Eastern Illinois	W	7-6	OVC Tournament								
OVC Tournament			Samford	L	11-5	Murray State	W	10-7						
Murray State	L	4-3	Austin Peay	W	10-9	Jacksonville State	L	15-2						
Morehead State	L	6-1	Eastern Kentucky	L	14-10	Samford	L	5-1						

Southeast Missouri State REDHAWKS

YEAR-BY-YEAR RESULTS

2010			2011			2012			Head Coach Steve Bieser			OVC Tournament			
Overall: 30-25			Overall: 34-22			Overall: 23-36						Belmont W 9-6			
OVC: 13-9			OVC: 14-8			OVC: 12-15						Tennessee Tech L 1-5			
Auburn	W	13-8	La.-Laffayette	W	4-2	Dallas Baptist	L	2-3	2013 Overall: 26-33 OVC: 13-17			Belmont	W	2-1	
Auburn	L	9-8	La.-Laffayette	W	9-1	Dallas Baptist	L	6-7				Eastern Kentucky	L	9-12	
Auburn	L	6-1	La.-Laffayette	L	2-4	Dallas Baptist	L	1-3							
Fort Wayne	W	5-0	Harris-Stowe	W	3-0	Harris-Stowe	W	8-6		New Orleans	W	7-4	2014		
Fort Wayne	W	3-2	Ball State	W	12-7	Fort Wayne	W	7-1		New Orleans	W	6-1	Overall: 37-20		
Fort Wayne	W	6-5	Ball State	L	2-6	Fort Wayne	L	4-6		New Orleans	W	11-2	OVC: 23-7		
Saint Louis	L	10-6	Ball State	W	22-8	Fort Wayne	W	26-7		Harris-Stowe	W	12-1	Oral Roberts	W	10-4
Michigan State	L	8-7	Central Arkansas	W	6-5	Hannibal-LaGrange	W	13-6		Mid-Continent	W	9-1	Oral Roberts	W	7-5
Mississippi State	L	3-2	Central Arkansas	W	10-3	Hannibal-LaGrange	W	6-5		North Dakota State	L	2-7	Oral Roberts	L	2-6
Mississippi State	L	10-7	Troy	L	0-9	Illinois State	L	3-11		North Dakota State	L	6-9	UALR	L	0-1
Michigan State	L	9-0	Troy	L	1-2	Illinois State	L	2-8	North Dakota State	W	13-7	Harris-Stowe	W	6-4	
Missouri State	W	12-11	Troy	L	2-7	Illinois State	L	4-14	Saint Louis	L	4-8	Fort Wayne	W	18-0	
North Dakota	W	15-4	North Dakota	L	6-8	Saint Louis	L	11-22	Oral Roberts	L	1-3	Fort Wayne	W	7-6	
North Dakota	L	6-5	North Dakota	W	13-6	Wright State	W	10-7	Oral Roberts	L	3-4	Fort Wayne	W	6-4	
North Dakota	W	14-4	North Dakota	W	15-0	Wright State	L	0-2	Oral Roberts	W	6-5	Arkansas State	L	4-8	
Freed-Hardeman	W	13-1	Missouri State	W	8-7	Wright State	L	5-6	UALR	L	2-3	Memphis	L	4-8	
Valparaiso	W	17-4	Missouri State	L	1-2	UALR	W	10-7	UALR	W	4-3	Memphis	L	5-9	
Valparaiso	W	5-3	Wright State	L	5-6	UALR	L	2-16	Belmont	W	1-0	Memphis	L	2-3	
Valparaiso	W	8-7	Wright State	W	5-1	New Mexico State	L	1-9	Belmont	L	6-11	Belmont	W	11-1	
Saint Louis	W	8-4	Wright State	L	3-5	New Mexico State	L	7-23	Belmont	L	2-6	Belmont	W	6-3	
Arkansas State	W	6-4	Saint Louis	L	8-14	New Mexico State	L	6-8	Creighton	L	2-17	Belmont	W	7-0	
Morehead State	W	23-10	Morehead State	W	3-2	Missouri State	L	1-8	Eastern Kentucky	W	8-6	Missouri State	W	6-5	
Morehead State	L	12-11	Morehead State	L	4-14	Austin Peay	L	5-8	Eastern Kentucky	W	5-3	Eastern Kentucky	W	15-8	
Morehead State	W	15-7	Mid-Continent	W	2-0	Austin Peay	L	2-5	Eastern Kentucky	L	1-7	Eastern Kentucky	W	13-11	
Eastern Kentucky	W	17-9	Eastern Kentucky	W	7-6	Austin Peay	L	7-11	Saint Louis	L	6-7	Eastern Kentucky	W	9-4	
Eastern Kentucky	W	7-4	Eastern Kentucky	W	13-6	Arkansas State	L	5-10	Morehead State	L	2-4	Saint Louis	L	8-11	
Eastern Kentucky	W	8-7	Eastern Kentucky	L	5-11	Eastern Illinois	L	1-5	Morehead State	W	10-5	Morehead State	L	8-9	
Southern Illinois	L	16-11	Arkansas State	W	8-5	Eastern Illinois	W	12-5	Morehead State	L	8-11	Morehead State	L	1-6	
Tennessee Tech	W	11-9	Tennessee Tech	L	5-9	Eastern Illinois	L	0-10	Missouri State	L	4-11	Morehead State	W	7-1	
Tennessee Tech	W	4-3	Tennessee Tech	L	4-5	Mid-Continent	L	9-10	UT Martin	W	8-5	Mississippi State	L	2-3	
Tennessee Tech	L	12-8	Tennessee Tech	W	13-8	Eastern Kentucky	L	1-9	UT Martin	W	9-6	UT Martin	W	13-0	
Arkansas State	L	9-6	Southern Illinois	W	14-8	Eastern Kentucky	L	6-9	UT Martin	W	7-2	UT Martin	W	9-3	
UT Martin	L	12-4	Saint Louis	W	6-4	Eastern Kentucky	W	9-7	Arkansas State	L	8-9	UT Martin	W	11-1	
UT Martin	L	6-3	UT Martin	W	8-2	Southern Illinois	W	4-1	SIUE	L	0-4	Arkansas State	W	7-0	
UT Martin	W	15-1	UT Martin	W	8-2	Morehead State	L	2-7	SIUE	W	8-4	SIUE	W	8-7	
Southern Illinois	W	13-1	UT Martin	W	8-4	Morehead State	W	9-4	SIUE	W	13-11	SIUE	W	8-7	
Harris-Stowe	W	10-2	Arkansas State	W	13-7	Morehead State	L	14-16	Southern Illinois	L	3-25	SIUE	W	12-1	
Jacksonville State	W	10-5	Jacksonville State	W	9-8	Arkansas State	W	5-3	Austin Peay	L	4-9	Southern Illinois	W	5-4	
Jacksonville State	W	6-5	Jacksonville State	L	2-5	Tennessee Tech	W	9-6	Austin Peay	W	5-3	Austin Peay	L	4-22	
Central Arkansas	L	8-7	Southern Illinois	W	11-4	Tennessee Tech	L	3-8	Austin Peay	W	14-8	Austin Peay	W	10-9	
Central Arkansas	W	13-11	Murray State	W	5-4	Tennessee Tech	W	3-1	Arkansas State	L	4-5	Austin Peay	W	19-7	
Murray State	L	5-3	Murray State	W	17-7	Southern Illinois	L	5-9	Eastern Illinois	L	2-4	Saint Louis	W	6-2	
Murray State	L	13-9	Murray State	L	2-6	UT Martin	L	4-5	Eastern Illinois	W	25-6	Eastern Illinois	W	7-5	
Mid-Continent	W	16-12	Arkansas	L	0-10	UT Martin	W	13-1	Eastern Illinois	L	3-13	Eastern Illinois	W	11-7	
Nebraska	L	6-2	Arkansas	W	6-5	UT Martin	W	14-2	Southern Illinois	L	2-3	Eastern Illinois	L	3-10	
Nebraska	L	20-6	Austin Peay	W	3-2	Saint Louis	L	0-4	Jacksonville State	L	8-9	Southern Illinois	L	2-5	
Nebraska	L	10-3	Austin Peay	L	5-6	Jacksonville State	W	5-3	Jacksonville State	L	3-4	Jacksonville State	W	11-6	
Austin Peay	L	8-4	Austin Peay	L	5-7	Jacksonville State	L	3-4	Jacksonville State	L	2-5	Jacksonville State	W	1-0	
Austin Peay	W	2-1	Ole Miss	L	6-10	Jacksonville State	L	7-8	Missouri	W	9-7	Jacksonville State	L	3-5	
Austin Peay	W	10-3	Eastern Illinois	W	9-5	Murray State	W	7-1	Murray State	L	0-4	Missouri	L	5-6	
Eastern Illinois	L	7-5	Eastern Illinois	W	9-6	Murray State	L	2-7	Murray State	L	4-5	Murray State	W	6-5	
Eastern Illinois	L	8-5	Eastern Illinois	W	8-7	Murray State	W	9-8	Murray State	W	7-4	Murray State	W	8-6	
Eastern Illinois	W	10-0	OVC Tournament			SIU Edwardsville	W	9-4	Tennessee Tech	L	1-16	Murray State	L	6-11	
OVC Tournament			Jacksonville State	L	2-8	SIU Edwardsville	W	11-4	Tennessee Tech	L	6-11	Tennessee Tech	W	12-8	
Eastern Illinois	L	10-5	UT Martin	W	12-7	SIU Edwardsville	L	7-24	Tennessee Tech	L	1-5	Tennessee Tech	W	9-8	
Murray State	L	13-9	Tennessee Tech	W	6-1	OVC Tournament			Memphis	L	6-8	Tennessee Tech	L	10-21	
			Jacksonville State	L	12-15	Jacksonville State	W	4-1	Memphis	W	3-2	Vanderbilt	L	4-10	
					Austin Peay	W	4-3	Memphis	W	9-4	Fort Wayne	W	6-3		
					Eastern Illinois	L	6-7				Fort Wayne	W	9-7		
					Austin Peay	L	6-10								

Southeast Missouri State REDHAWKS

YEAR-BY-YEAR RESULTS

Fort Wayne	W	8-6	Belmont	W	13-7	Belmont	L	3-4
OVC Tournament			OVC Tournament			Belmont	L	5-6

Eastern Illinois	W	8-6	Belmont	L	2-7	OVC Tournament		
Tennessee Tech	L	2-9	Jacksonville State	W	12-4	Morehead State	W	3-0
Jacksonville State	L	2-6	Tennessee Tech	W	14-1	Jacksonville State	L	7-11
			Belmont	W	9-4	Austin Peay	W	10-4
			Morehead State	L	3-16	Jacksonville State	W	10-7
						Jacksonville State	W	14-8

2015
Overall: 36-23

OVC: 22-8

Bowling Green L 6-7
Bowling Green W 6-5
Bowling Green W 5-1
Alcorn State W 13-6
Illinois State L 3-7
Illinois State L 3-8
Illinois State L 5-6
Bradley L 3-6
Bradley W 7-2
Bradley L 0-5
Eastern Kentucky L 1-5
Eastern Kentucky W 12-6
Eastern Kentucky W 13-1
Saint Louis W 9-7
Morehead State W 8-6
Morehead State L 7-11
Morehead State W 14-6
Arkansas L 3-4
Arkansas W 12-11
UT Martin W 16-2
UT Martin W 13-0
UT Martin W 5-4
Saint Louis W 13-1
Arkansas State W 6-5
SIUE L 4-8
SIUE W 10-0
SIUE W 22-8
Arkansas State L 10-12
Austin Peay L 1-5
Austin Peay W 3-2
Austin Peay W 12-11
Missouri State L 1-2
Eastern Illinois W 21-1
Eastern Illinois L 5-9
Eastern Illinois W 5-0
Southern Illinois W 7-4
Jacksonville State W 5-4
Jacksonville State W 9-5
Jacksonville State W 6-3
Southern Illinois L 2-6
Murray State W 10-3
Murray State W 17-12
Murray State W 10-2
Missouri S&T W 11-10
Tennessee Tech W 9-1
Tennessee Tech L 5-11
Tennessee Tech L 10-11
Missouri W 8-5
Indiana State L 7-8
Indiana State L 3-4
Indiana State L 7-8
Belmont W 12-0
Belmont L 5-11

2016
Overall: 39-21
OVC: 22-8

at Lamar	L	1-2
at Lamar	L	1-2
at Lamar	L	2-5
at Alcorn State	W	17-4
at Ark.-Pine Bluff	W	10-0
at Ark.-Pine Bluff	W	9-2
at Ark.-Pine Bluff	W	8-2
at Southern Illinois	L	5-6
Central Arkansas	W	6-0
Central Arkansas	L	0-1
Central Arkansas	W	6-2
at Ole Miss	L	2-10
at Ole Miss	L	4-6
at Eastern Kentucky	W	2-1
at Eastern Kentucky	W	7-3
at Eastern Kentucky	W	4-1
at Missouri	W	7-2
at Missouri	L	6-13
Morehead State	W	5-1
Morehead State	W	5-4
Morehead State	W	6-5
Harris-Stowe	W	18-10
at UT Martin	W	19-6
at UT Martin	W	15-6
at UT Martin	W	26-2
SIUE	W	9-5
SIUE	W	4-0
SIUE	W	20-11
Arkansas State	W	4-2
at Austin Peay	L	1-6
at Austin Peay	L	6-8
at Austin Peay	W	7-3
at Arkansas State	W	13-8
Eastern Illinois	W	15-1
Eastern Illinois	W	12-11
Eastern Illinois	W	20-7
at Saint Louis	W	10-3
at Jacksonville State	L	2-6
at Jacksonville State	W	13-6
at Jacksonville State	W	11-2
Murray State	W	10-3
Murray State	L	3-4
Murray State	W	7-4
Saint Louis	L	8-12
at Tennessee Tech	L	2-7
at Tennessee Tech	L	3-4
at Tennessee Tech	W	7-1
Stephen F. Austin	L	2-3
Stephen F. Austin	W	15-6
Stephen F. Austin	W	9-5
Belmont	W	9-2

NCAA Starkville Regional
Mississippi State L 5-9
Louisiana Tech L 4-9

Head Coach
Andy Sawyers

2017
Overall: 29-26
OVC: 16-14

vs. UT Arlington	W	4-3
at Stephen F. Austin	L	2-3
vs. UT Arlington	L	3-5
at Stephen F. Austin	W	3-1
Western Illinois	W	22-2
Western Illinois	W	5-4
Western Illinois	W	5-1
Purdue	L	0-4
Purdue	L	5-13
Purdue	W	17-7
at Morehead State	L	9-12
at Morehead State	L	5-17
at Morehead State	L	2-3
Missouri State	W	5-4
UT Martin	W	14-1
UT Martin	W	5-4
UT Martin	W	13-4
at Central Arkansas	L	4-5
at SIU Edwardsville	W	8-3
at SIU Edwardsville	L	10-15
at SIU Edwardsville	L	5-7
at #23 Missouri	W	6-5
Austin Peay	W	5-3
Austin Peay	W	10-0
Austin Peay	L	7-11
at Arkansas State	L	1-10
Arkansas State	W	10-4
at Eastern Illinois	W	7-3
at Eastern Illinois	L	4-5
at Eastern Illinois	W	7-6
at Southern Illinois	L	2-4
Jacksonville State	W	7-6
Jacksonville State	W	1-0
Jacksonville State	L	7-17
Saint Louis	W	13-2
at Murray State	L	7-9
at Murray State	W	4-3
at Murray State	L	1-11
Southern Illinois	L	5-7
Tennessee Tech	L	4-8
Tennessee Tech	L	8-9
Tennessee Tech	W	11-9
at Saint Louis	L	5-6
at Western Michigan	W	12-6
at Western Michigan	W	8-5
at Western Michigan	L	6-8
at Belmont	W	4-1
at Belmont	L	5-6
at Belmont	L	10-11
Eastern Kentucky	W	14-6
Eastern Kentucky	W	8-4
Eastern Kentucky	W	16-3
OVC Tournament		
vs. Jacksonville State	W	13-10
vs. Tennessee Tech	L	9-14
vs. Murray State	L	5-8

Southeast Missouri State REDHAWKS

OVC TOURNAMENT HISTORY

OVC Tournament Appearances

1992.....	1-2
1995.....	2-2 (2 nd)
1996.....	1-2
1997.....	3-2 (2 nd)
1998.....	3-0 (1 st)
1999.....	0-2
2000.....	2-2 (2 nd)
2001.....	0-2
2002.....	4-1 (1 st)
2003.....	1-2
2004.....	3-2 (2 nd)
2005.....	0-2
2006.....	2-2
2007.....	1-2
2008.....	3-2 (2 nd)
2009.....	0-2
2010.....	0-2
2011.....	2-2
2012.....	2-2
2013.....	2-2
2014.....	1-2
2015.....	3-2 (2 nd)
2016.....	4-1 (1 st)
2017.....	1-2
Overall Record.....	41-44

OVC Tournament Record vs.

Austin Peay.....	9-4
Belmont.....	3-1
Eastern Illinois.....	4-5
Eastern Kentucky.....	4-4
Jacksonville State.....	7-7
Middle Tennessee.....	2-6
Murray State.....	1-5
Morehead State.....	4-4
Samford.....	0-2
Tennessee Tech.....	6-6
UT Martin.....	1-0

OVC Tournament Record by Seed

No. 1.....	12-6
No. 2.....	4-6
No. 3.....	1-2
No. 4.....	0-4
No. 5.....	4-6
No. 6.....	9-8

*Seedings began in 2000

OVC Regular Season Titles

Eastern Kentucky.....	16
Middle Tennessee.....	13
Murray State.....	11
Austin Peay.....	9
Morehead State.....	8
Tennessee Tech.....	8
Western Kentucky.....	5
Eastern Illinois.....	4
Southeast Missouri.....	4
Jacksonville State.....	2
East Tennessee.....	1
Samford.....	1

OVC Tournament Titles

Middle Tennessee.....	10
Austin Peay.....	6
Eastern Kentucky.....	4
Jacksonville State.....	4
Tennessee Tech.....	4
Southeast Missouri.....	3
Morehead State.....	3
Eastern Illinois.....	2
Murray State.....	2
Western Kentucky.....	1

Year-by-Year OVC Tournament Champions

1962.....	Eastern Kentucky
1964.....	Murray State
1965.....	Murray State
1966.....	Eastern Kentucky
1967.....	Eastern Kentucky
1968.....	Middle Tennessee
1969.....	Morehead State
1970.....	Murray State
1971.....	Austin Peay
1973.....	Morehead State
1974.....	Murray State
1975.....	Murray State
1976.....	Middle Tennessee
1977.....	Morehead State
1978.....	East Tennessee
1979.....	Murray State
1980.....	Western Kentucky
1981.....	Middle Tennessee
1982.....	Middle Tennessee
1983.....	Morehead State
1984.....	Eastern Kentucky
1985.....	Eastern Kentucky

1986.....	Eastern Kentucky
1987.....	Middle Tennessee
1988.....	Middle Tennessee
1989.....	Eastern Kentucky
1990.....	Middle Tennessee
1991.....	Middle Tennessee
1992.....	Middle Tennessee
1993.....	Morehead State
1994.....	Middle Tennessee
1995.....	Middle Tennessee
1996.....	Austin Peay
1997.....	Tennessee Tech
1998.....	Southeast Missouri
1999.....	Eastern Illinois
2000.....	Middle Tennessee
2001.....	Tennessee Tech
2002.....	Southeast Missouri
2003.....	Murray State
2004.....	Jacksonville State
2005.....	Austin Peay
2006.....	Jacksonville State
2007.....	Austin Peay
2008.....	Eastern Illinois
2009.....	Tennessee Tech
2010.....	Jacksonville State
2011.....	Austin Peay
2012.....	Austin Peay
2013.....	Austin Peay
2014.....	Jacksonville State
2015.....	Morehead State
2016.....	Southeast Missouri
2017.....	Tennessee Tech



Southeast Missouri State REDHAWKS

HONORS & AWARDS

OVC Regular-Season Titles

Year	Coach
2002	Mark Hogan
2014	Steve Bieser
2015	Steve Bieser
2016	Steve Bieser

OVC Tournament Titles

Year	Coach
1998	Mark Hogan
2002	Mark Hogan
2016	Steve Bieser

OVC Coach of the Year

2002	Mark Hogan
2014	Steve Bieser
2016	Steve Bieser

OVC Player of the Year

1995	Rex Crosnoe
2000	Jeremy Johnson
2001	Clemente Bonilla
2011	Trenton Moses
2012	Trenton Moses
2014	Matt Tellor

OVC Pitcher of the Year

1995	David Michel
1998	Ryan Spille
2001	Todd Pennington
2002	Brad Purcell
2003	Tim Alvarez
2014	Travis Hayes
2015	Joey Lucchesi
2016	Joey Lucchesi

OVC Rookie of the Year

2000	Jeffrey Hilz
2003	Justin Christian
2007	Jim Klocke
2010	Shae Simmons


First-Team All-OVC

1992	Todd Shylanski, C
1993	Rex Crosnoe, C Scott Pruneau, UT
1994	Rex Crosnoe, C
1995	Tom Bruer, 3B Rex Crosnoe, C David Michel, P Troy Pehle, P Kerry Robinson, OF
1996	Tom Bruer, UT
1997	LaMonte Collier, OF
1998	Ryan Spille, P
1999	Jeremy Johnson, OF Ryan Spille, P
2000	Lanson Debrock, P Jeffrey Hilz, P Jeremy Johnson, OF Darin Kinsolving, 1B Charlie Marino, OF
2001	Clemente Bonilla, 2B Zach Borowiak, SS Jeff Bourbon, C
2002	Vern Hatton, OF Brad Purcell, P
2003	Denver Stuckey, 3B Tim Alvarez, P Justin Christian, 2B Brian Hopkins, OF
2004	Brad Smith, P
2005	Eric Horstman, 3B
2006	Levi Olson, C

2007	Omar Padilla, 2B Asif Shah, UT
2008	Tyrell Cummings, OF Jim Klocke, C Matt Wagner, 1B Jim Klocke, C Tyrell Cummings, OF
2009	Jim Klocke, C
2010	Casey Jones, UT Shae Simmons, RP
2011	Trenton Moses, 3B Michael Adamson, OF
2012	Derek Gibson, OF Trenton Moses, 3B
2014	Derek Gibson, OF Travis Hayes, SP Matt Tellor, 1B
2015	Joey Lucchesi, SP
2016	Branden Boggetto, SS Chris Osborne, OF Garrett Gandolfo, DH Joey Lucchesi, SP Robert Beltran, SP
2017	Dan Holst, OF

Second-Team All-OVC

1992	Rhett Pierce, OF
1993	Darrell Dannenmueller, P Kerry Robinson, OF
1994	Mat Mitts, P Sherron Rives, SS Brian Schaeffer, OF
1995	Brian Schaeffer, OF
1996	LaMonte Collier, OF Rusty Curran, SS
1997	Mike Miller, UT
1998	Steve Lowe, SS Charlie Marino, OF



Southeast Missouri State REDHAWKS

HONORS & AWARDS

1999 Jason Swearingen, P
Kyle Yount, 2B
2000 Dan Huesgen, P
Kevin Meyer, OF
2002 Tim Alvarez, P
Clemente Bonilla, 2B
Zach Borowiak, SS
Tristen McDonald, C
Brandon Smith, P
2003 Zach Borowiak, SS
Tristen McDonald, C
Denver Stuckey, 3B
2004 Eric Horstman, IF
Frank Montiel, OF
2007 Dustin Renfrow, P
2009 Louie Haseltine, DH
2010 Kenton Parmley, SS
Louie Haseltine, OF
Michael Adamson, OF
Kyle Guimeny, P
2011 Jordan Underwood, P
Logan Mahon, P
2012 Kenton Parmley, SS
Shae Simmons, P
2015 Ryan Rippee, 1B
Branden Boggetto, SS
Garrett Gandolfo, DH
Andy Lennington, UTIL
2016 Trevor Ezell, 2B
Clay Chandler, SP
2017 Brian Lees, C
Chris Osborne, OF
Justin Murphy, SP
Clay Chandler, SP

Honorable Mention

1994 Richie Pierce, P
1996 Shawn Clark, 1B
Jason Swearingen, P
1998 Darin Kinsolving, 3B
1999 Phil Warren, OF
Kyle Yount, 2B
2000 Tommy Thomas, P
2002 Mark Frazier, P
Brian Hopkins, OF
2004 Eric Bracamonte, SS

OVC All-Newcomer Team

2006 Andrew Graham, IF
Aaron Rave, IF
2007 Nick Harris, OF
Jim Klockem, C
Josh Syberg, P
2008 Trenton Moses, 3B
2009 Kenton Parmley, SS
2010 Shae Simmons, RP
2012 Ryan Barnes, DH
Jason Blum, OF

2013 Andy Lennington, UT
2015 Clayton Evans, OF
Trevor Ezell, 3B
2017 Danny Wright, 2B

OVC All-Tournament Team

1995 Rex Crosnoe, C
Tom Breuer, INF
Kerry Robinson, OF
Brian Schaefer, OF
Larry Rothweil, P
1997 LaMonte Collier, INF
Kyle Yount, INF
Mike Miller, UT
Jason Swearingen, P
1998 Brad Hoehner, C
Steve Lowe, INF
Jeremy Johnson, OF (MVP)
Charlie Marino, OF
Phil Warren, OF
2000 Darin Kinsolving, INF
Jeremy Johnson, OF
Phil Warren, DH
Lanson Debrock, P
2002 Tristen McDonald, C
Clemente Bonilla, INF (MVP)
Zach Borowiak, INF
Vern Hatton, OF
Brad Purcell, P
2003 Gary Gilbert, INF
Tim Alvarez, P
2004 Ernie Bracamonte, INF
Gary Gilbert, INF
Eric Horstman, OF
Frankie Montiel, OF
Derek Herbig, P
2006 Dustin Pritchett, OF
2007 Jim Klocke, UT
2008 Jim Klocke, INF
Matt Wagner, INF
Matt Wulfers, DH
Dustin Renfrow, P
2009 Kenton Parmley, INF
2011 Casey Jones, INF
Kenton Parmley, INF
Brad LaBruyere, P
2012 Kenton Parmley, INF
2013 Jason Blum, INF
2014 Cole Bieser, OF
2015 Branden Boggetto, INF
Travis Hayes, P
Dalton Hewitt, OF
2016 Garrett Gandolfo, OF/INF
Hunter Leeper, INF
Dan Holst, OF
Chris Osborne, OF
Scott Mitchell, C

2017 Joey Lucchesi, P (MVP)
Danny Wright, INF

All-Americans

1968 Keith Newcombe
Steve Vaughn
1976 Trae Hastings
Dan Wieser
Mark Amick
1982 Steve Williams
1983 Steve Williams
Lance Hemmer
1989 Dan Shy
1991 Todd Shylanski
1998 Jeff Bourbon
Ryan Spille
2000 Zach Borowiak
Jeremy Johnson
2001 Clemente Bonilla
Todd Pennington
2003 Tim Alvarez
Justin Christian
2004 Brad Smith
2007 Nick Harris
Jim Klocke
2009 Jim Klocke
2010 Jim Klocke
Shae Simmons
2011 Trenton Moses
2012 Trenton Moses
2014 Derek Gibson
Matt Teller
Jason Blum
2015 Jason Blum
Trevor Ezell
2017 Danny Wright

Dick Howser Award Finalist

2014 Derek Gibson

Lowes Senior CLASS Award Finalist

2010 Jim Klocke

Southeast Athletics Hall of Fame

Joe Uhls (Class of 2002)
Steve Williams (Class of 2004)
Ryal Tibi (Class of 2006)
1976 Team (Class of 2006)
Kerry Robinson (Class of 2008)
Dale Meier (Class of 2010)
Clarence Bergman (Class of 2010)
Jeremy Johnson (Class of 2011)
Galen McSpadden (Class of 2012)
Don Metz (Class of 2014)
Trae Hastings (Class of 2015)
Mark Hogan (Class of 2015)
Jim Klocke (Class of 2016)
1998 Team (Class of 2017)

Southeast Missouri State REDHAWKS

ALL-TIME ROSTER

A

Abele, Joe.....1963-64
Abernathy, Ryan.....2010
Abrams, Mike.....1971
Adams.....1968
Adamson, Michael.....2010-11
Alberter.....1976
Allen, Shane.....2000-01
Alsdorf, Jamie.....1995
Alsup.....1966
Alvarez, Tim.....2002-03
Amick, Mark.....1973-76
Anderson, Jack.....1960
Apprill, Greg.....1981,83
Arft, George.....1960-61
Ashton, Cody.....1985
Auer, Ron.....1971-72

B

Bading, Fred.....1977
Bahr, Ray.....1963-65
Bailey.....1993-94
Baker, Doug.....1990-91
Baker, Randy.....1977-80
Baldwin, Matt.....2001-02
Bann, John.....1972
Barklage, Gary.....1981
Barnes, Larry.....1961-62
Barnes, Ryan.....2012-15
Barnett, Tim.....1991

Basler, Connor 2017-present

Basta, Ed.....1976-78
Basta, Larry.....1978-79
Bauman, Terry.....1967
Bazzell, Terry.....1973-75,77
Beatty, Brad.....2001
Beaudean, Joel.....1964-67
Bebej, Jeff.....1994-97
Beever, James.....2000,02-03
Below, Jason.....1993-94
Beltran, Robert.....2016-17

Bergtholdt, Dan...2016-present

Bernard, Lacey.....1978-81

Berra, Michael 2017-present

Berry, Dan.....1998-99
Bieser, Cole.....2010-14
Bieser, Steve.....1988-89
Black.....1959
Blair, Shane.....2012
Blankenship, Bob.....1973-74
Blemker, Zac.....2007-08

Blum, Jason.....2011-15
Blum, Kris.....1992-95
Boeller, Kirk.....2009-11
Boeller, Keith.....1980-83
Boever, Jim.....1969-71
Bogenpohl, Chad.....1998-99
Boggetto, Brandon.....2013-16
Bohnert, Jeff.....1985-86
Bonilla Jr., Clement.....1999-02
Booth, Carl.....1996
Borders, Chad.....1991-93,95
Borowiak, Zach.....2000-03
Bottger, Kyle.....2017
Bourbon, Jeff.....1998-01
Boxwell, Tyler.....2013
Boyer, Ron.....1960
Boyett, Jeff.....1991
Bracamonte, Ernie.....2004-05
Bradford, Kieran.....2008
Brady, Mike.....1968-69
Branstetter, Ryan.....1997
Brechtlein, Tom.....1981

Breuer, Tom.....1993-96
Brewer, Kirby.....1986-88
Brown.....1969
Brown, Darryl.....1986
Brucker, Kevin.....1984-85
Brunderman, Rich.....1964-67
Brune, Greg.....1965-68
Buck, Justin.....1996-97
Buckner, Jason.....1996
Budt, Greg.....1999
Buechting, Don.....1975-78

Bumpus, Brad.....2003
Bunton, Bob.....1979-82
Bunton, Ted.....1989-92
Burgess, Ky.....2010-2011
Burgess, Larry.....1983-85
Burkis, Ryan.....1992-94
Burlison, Ron.....1970
Burton, David.....1986
Burridge, Alex.....2012-15

Burris, Joey2015-present

Busiek, Jake.....2016
Busiek, Rob.....1988

C

Caffrey, Chris.....2016-17
Calvird, Riley.....2015
Campbell, Kody.....2009-12
Campbell, Keith.....1978-80
Cantanzaro, Phil.....1960-61

Carter, Matt.....2004-07
Cashion, Jim.....1960,62
Casson, Augie.....2000
Catanzaro, Phil.....1962-63
Chandler, Clay.....2016-17
Chastain, Rick.....1977-78
Cheo, Ryan.....2002
Chiaventone, Pat.....1977
Christian, Justin.....2003
Clark, Bob.....2012-13
Clark, Shawn.....1995-96
Clayton, Bill.....2003,05
Clayton, James.....2004-06
Clayton, James.....1968
Clayton, John.....1990-91
Cobb, Skylar.....2013-14
Coker, David.....1969
Cole, Lindell.....1960
Collier, Lamonte.....1996-97
Collins, Skip.....1968-70
Collins, Ar.....1971
Colucci, Bobby.....2010

Cook, Matt 2017-present

Colyer.....1964
Congwer, Tony.....1983
Cooper, Shawn.....1992
Costello, Daniel.....2016
Craft, Lance.....1996-97
Crafton, Bill.....1961-62
Creamer, Jeff.....1982
Creech, Dennis.....1961-63
Criscione, Bill.....1975-78
Cronister.....1959
Crosnoe, Rex.....1993-95
Crosnoe, Cory.....1988-89
Croucher, Andrew.....2014
Cummings, Tyrell.....2008-09
Cunningham, Heath.....1992
Curran, Rusty.....1996

D

D'Amico, Paul.....1978-81
Daily, Rick.....1983
Dambach, Greg.....2007,09-10
Dambach, Grant.....1974-77
Dambach, Mike.....1972-74
Dameworth, Bruce.....1975
Dannenmueller, Dan.....1990-93
Davenport, Bonnie.....1960-62
David.....1973
Davidson, Andy.....2000-02
Davie.....1965

Davis, Grant.....2012
Deal, Russ.....1979-82
Deason, Kendall.....2009
Debrock, Lanson.....1997-00
DeFere, Dean.....1987-89
Detring, Ken.....1973-74
Dicus, Jon.....2010-11
Diel, Bill.....1989
Dinkelman, Ryan.....2003
Dirnberger, Blake.....2009
Doehring, Jim.....1960-63
Doerr, Merl.....1985
Doerr, Mark.....1976-77
Dohogne, Rick.....1978-80
Draves, Rob.....1982
Drury, Mark.....1969-72
Duncan, Dave.....1991-92
Dunn, Keith.....1967
Durso, Marc.....1975
Dyson, Ken.....1961

E

Edwards, Jim.....1988-91
Edwards, Tim.....1989-91
Eftink, Mick.....1979-82
Eftink, Josh.....2002
Eiler, Terry.....1966-67
Eisenbach, Rick.....1975-78
Elfrank, Steve.....1971-74
Elfrink, Brad.....1987-89
Epley.....1993-94
Erlacker, Jim.....1971-73
Erleben, Gary.....1965-66
Eubanks, Glenn.....1987
Evans, Clayton.....2013-17
Evans, Joey.....2005
Evans, Jim.....1980
Evans, Victor.....1960

Ezell, Trevor2015-present

F

Fahringer, Mick.....1978
Faircloth, Eric.....1986
Fangman, Aaron.....2003-04
Felling, Michael.....2011
Ferguson, Cole.....2014-15
Fernandez, Andres.....2004
Fields, W.....1961
Files, Brad.....1983
Fitch, Mike.....2004
Fitzpatrick.....1994
Fisher, Nolan.....2012-15

Southeast Missouri State **REDHAWKS**

ALL-TIME ROSTER

Forsyth, Ryan.....2003-05
 Forsythe.....1959
 Frakes, Bill.....1984
 Frazier, Mark2001-02
 Fritsche, Tom.....1979-80
 Fuller, Donnie.....2002-03
 Fulte, Tim.....1991-92
 Funkhauser, Bill.....1959-60

G

Gabbard, Ron.....1969
Gagan, Tristen..... 2017-present
 Gaebler, Kenny.....1998-00
 Gandolfo, Garrett.....2015-16
 Garner, Kurt2004
 Garner, Nick.....1985
 Garrow, Steve1978-81
 Gentry, Mike1971
 Gerwitz, Jim1996-97
 Gibson, Chris.....2005-06
 Gibson, Derek.....2010-14
 Giegling, Jim1987
 Gilbert, Gary2003-04
 Glastetter, Jim.....1964-67
 Glenzy, Gary1962
 Goetz.....1977
 Goforth, Chuck1982-83
 Gongwer, Tony.....1984-86
 Goodman, Steve.....1996-97
 Govek, Ryan.....2002
 Graham, Darryl.....2006-07
 Greaser, Brian1990
Green, Nate..... 2017-present
 Grim, Jon.....1986-88
 Gronowski, Dave.....1980-81
 Gross, David1977-80
 Gross, M.....1961
 Gumieny, Kyle.....2009-10
 Gunnels, Brian1996
 Guthrie, Brian.....1984-85

H

Hachman, Ralph.....1965-68
 Hagedorn, Bob.....1960-61
Hagerty, Chase.... 2017-present
 Haggerty, Josh2017
 Haines, Talley1996-97
 Hajek, Gerald.....1962
 Halter, Tim.....1970
 Hammers, Jim1977-78
 Hanne, Troy1990
 Hansford, Wade.....2003-04

Hantack, Richard.....1959-60
 Harmon1959
 Harmon, Robert.....1990
 Harness, Corey2008-11
 Harness, Harlard.....1978-79
 Harper, Brian.....1986-88
 Harris, Donta.....1992-95
 Harris, Nick2007-11
 Harshbarger1959
 Haseltine, Louie2008-2011

Hastings, Blaze.....2017
 Hastings, Trae.....1975-78
 Hatton, Vern.....2001-02
 Haunschild, Frank.....1965-66
 Hawkins, Dave.....1959-60,62-63
 Hayden, Derek2007
 Hayes, Travis2014-15
 Hearne, Gary1965-66
 Hemmer, Lance1982-84
 Hempen, Hal1986-87
 Hendrain, Adam2010
 Hendrix, Greg2009
 Heon, Taylor2010-2012
 Herbig, Derek2004-06
 Herring1964
 Heuring, Darrell1990
 Heuring, Keith1996
 Heuvelman, Arnie.....1982-85

Hewitt, Dalton2011-15
 Hibbard, James2006
 Hicks, Mike.....1989
 Hilz, Jeffrey.....2000-01
 Hobbs, Ted.....1979-80
 Hoehner, Brad1996-99
 Hoffman, Craig.....1983-86
 Hoffman, Eric.....2001-04
 Hogan, Mark.....1976
 Holdinghaus, Dave1972-74
 Holdner, John.....1961-63
 Holland, Matt2007
 Holland, Dennis1961
 Hollrah, Scott.....1991-92
 Holst, Dan.....2016-17
 Holtzman.....1966
 Hopkins, Brian.....2001-03
 Hopper, Scott1994-96
 Horace, Scott.....1989-90
 Horstman, Eric2004-05
 Hosick, Steve.....1977
 Hotfelder, John.....1968-70
 Howe, Mike1972-74
 Huesgen, Dan.....1997-00

Hull, Christian.....2011-14
 Hull, Matthew1998
 Hunt, Jeff.....1976-77
 Hurst, Bobby.....2012-13

I

Iago, Tyler2014
 Ivie, Mike.....1981-84

J

James, Rolland.....1967-70
 Janet, Chris.....1981-84
 Jarvis, John1991-92
 Jenkins, Bo.....2004-05
 Jensen, Jeff1984
 Jett, Jim.....1964
 Jett, Jim.....1967-68
 Johnson, Andrew2005-06
 Johnson, Bob.....1979
 Johnson, Jeremy1997-00
 Jolly, Charles.....1971-72
 Jones, Casey2010-11
 Jones, Tony1985-86
 Jorgenson.....1959
 Jorn, Dave.....1975-76
 Jungers, Bill.....1963-65

K

Kelam, Ron.....1972-73
 Kell, Jamie1984
 Kemper, Jake2008
 Kendall, Ryan2012-13
 Kern, Robert1998-99
 Kesterson, Al.....1964, 66-67
 Kill, Trevor.....2012-13
 Kimbelin, Keith.....1986-87
 King, Floyd.....1963-66
 King, Jim.....1970-71
 King, Jeremy2001
 Kinsolving, Darin.....1997-00
 Kintz, Jeff.....1982,84
 Kitchen, Paul1967
 Kitchen, Terry1971-74
 Kitrell, Mike1986
 Klein, Corey.....2003
 Kline, Terry1966-67
 Klocke, Jim.....2007-10
 Koch, Don.....1961
 Kolons, Brett.....2009
 Korando, Tony1975-76
 Kornfeld, Kevin.....1978
 Kosciulek, Keith.....1983

Kreitler, Broc.....2015
 Kress, Steve.....1991-92
 Kuehler, Dan1969-70
 Kuehn, Ralph.....1975-77
 Kuhl1964
 Kumer, Kerry1987
 Kurt, Bryan2004-05
 Kurtz, David.....2002
 Kutmas, Chad1995

L

LaBruyere, Brad.....2008-11
 Ladd, Skler2012
 Landgraf, Jeff1970-73
 Landgren, Allan1998-99
 Lane, Marty.....1998-99
 Lang, Bob.....1962
 Larsen, Tim.....1998
 Lack, Andy2012-16
 Lawrence, Jacob.....2015-16
 Lawson, Brent.....2004-07
 Lawson, David.....2002-03
 Layton, Aaron.....1990-93
 Lee, Tom1962
 Lees, Brian.....2016-17
 Leeper, Hunter.....2015-16
 Leigh, James.....2007-09
 Leonard, Jim1966-68
 Lenaburg, Ryan2014-15
 Lennington, Andy.....2011-15
 Lewallen, Ronnie.....2000
 Lewis, Jon.....1997
 Lipe, Edward.....1972
 Lochmann.....1993-94
 Loflin, Jim1988-89
 Lohr1959
 Long, Darrell.....1967-70
 Long, Jim.....1969-70
 Lopez, Freddy.....2004-05
Losman, Ryan..... 2017-present
 Lowe, Steve1998-99
 Lucchesi, Joey2015-16
 Luer, Jeff.....1987
 Lummus, Lee.....1986-89
 Lunski, Greg2001
 Lynch, Paul.....1989-90
 Lynn, Dylan2012-13

Southeast Missouri State REDHAWKS

ALL-TIME ROSTER

M

Mabrey.....1959
Mabury.....1959
Mahan, Bill.....1961
Mahon, Logan.....2010-11
Malchow, Bruce.....1961-62
Malham, Brennan.....2010-11
Maloney.....1993-94
Maloney, Scott.....1981-85
Mann.....1968
Manning, Josh.....2008
Marino, Charlie.....1998-00
Marschel, Larry.....1990-91
Massie, Stephen.....2009-10
Mather, John.....1988-89
Maupin, Anthony.....2004-06
McAlister, Jamie.....2005-06
McCann, Jeff.....1983-84
McClanahan.....1959
McClanahan, Sean.....1989
McClarty, Pat.....1974
McConnell, Britt.....1986-90
McDonald, Tristen.....2001-03
McGuire, Nathan.....1998
McLain, Gary.....1982
McMahan, Aiden.....2017
McMahon.....1993-94
McSpadden, Galen.....1971-74
McVay, Charles.....1960,63
Meade, Josh.....2013
Meier, Dale.....1961-64
Mercado, Chad.....2006-07
Metz, Don.....1967-70
Meyer, Kevin.....1999-00
Meystedt, Kermit.....1964-67
Michel, David.....1995-97
Middleton, Perry.....2014-15
Mikrut, Tyler.....2013
Miller.....1959
Miller, Blake.....1978-81
Miller, Brad.....1987
Miller, Larry.....1966-68
Miller, Mike.....1995-97
Miller, Tom.....1988
Miller, Tim.....1991
Mills.....1959
Mitchell, John.....1985
Mitchell, Michael.....2000-01
Mitchell, Scott.....2014-16
Mitts.....1993-94
Mize, John.....1975

Moeglin, Brian.....1991-94
Moehrs, Clay.....1988-91
Mohar, Bill.....1962
Monahan, Pat.....1965
Montgomery, Jim.....1978-79,81
Montiel, Frankie.....2004-05
Moore, Robby.....2006-07
Moore, Zach.....2015-17
Morgan, Scott.....1979,81-82
Morgan, Bruce.....1975-76
Morris.....1968
Morris, Jeff.....1983-84
Morrow.....1959
Moses, Trenton.....2008-12
Mosel, Greg.....2014-15
Mosley, Braden.....2017
Mosley, Steve.....1964-65
Moulton, Seth.....2003
Muegge, Ken.....1982
Mueller, Don.....1962
Muench, Doug.....1985-86
Munsell, Mark.....1992
Murphy, Dan.....1978
Murphy, Justin.....2016-17

N

Nagel, Blane.....1975
Nails, Ivan.....2007-08
Neal, Kyle.....2001
Nebel, Steve.....1974
Neel, Brendon.....2015
Newcomb, Keith.....1963-65
Nicholas, Brice.....2000-02
Nichols, Gary.....1959-60
Noll, Brady.....2004-05
Noon, Jim.....1974-75
Nourie, Jon.....2003-04

O

O'Connor, Gerald.....1959-60
O'Mara, Tom.....1961
Olson, Levi.....2005-06
Osborne, Chris.....2016-17
Osburn, Ted.....1979-80

P

Padilla, Omar.....2006-07
Palmer, Dave.....1981-82
Parham, Josh.....2005-07
Parker, Bryan.....1975-76
Parks, Jim.....1987-91
Parmley, Kenton.....2009-12

Paskus, John.....1972-73
Patman, Michael.....2012-13
Patterson, Dan.....1984-86
Patterson, Dennis.....1972
Payne, Jordan.....2005-06
Payne, Jerry.....1966-67,72
Payne, Jim.....1965-66
Payne, Mike.....1969-72
Pecaut, Ricky.....1987-88
Pehle, Todd.....1994-97
Pehle, Troy.....1994-97
Pelsma, Dennie.....1967-69
Pemberton, Shawn.....1996-97

Pennington, Adam..2016-present

Pennington, Todd.....1999-01
Pepper, Brian.....1997
Peterson, Jack.....1960
Pfingsten, Dan.....1995-96
Phillips.....1994
Phillips, Derrick.....1985
Pierce, Rhett.....1992-93
Pilcher, Joey.....2003-04
Pilla, Dave.....1976
Plassmeyer, Ken.....1959-62
Poinsett.....1959
Poole, Ryan.....2008-09
Portell, Mike.....1965,67
Potts, Randy.....1984-85
Potts, Craig.....1974
Powell, Charlie.....1972-73
Poynor, Bill.....1980
Pritchett, Dustin.....2005-07
Prickett, Ryan.....2011-12
Probst, Ron.....1960
Proctor, Dave.....1971
Prothro, Lawrence.....1985
Pruneau, Scott.....1990-93
Purcell, Brad.....2001-02

Pyles, Wesley.....2015-present

Q

Qualls, Bruce.....1982-85

R

Radetick, Joe.....1984-86
Raley, Mike.....1972-75
Range, Dale.....1981
Rave, Aaron.....2006
Reeder.....1970
Reid, Bill.....1966-67
Reid, Bob.....1959
Reid, John.....1959-61

Reinagel, Jeff.....1981-83
Reinagel, Kenny.....1982-84
Reinagel, Scott.....2002-03
Reinagel, Tom.....1971-72
Renfrow, Dustin.....2007-08
Rentfro, Cooper.....2017
Reuss, Jim.....1962-64
Reynolds, Garret.....2016-17
Rhodes, Lance.....2007-08
Rhodes, Larry.....1962-65
Richards, Kent.....1982
Riddle, Lee.....1963
Riley, Phillip.....2006-07
Ripp, Jacob.....2011
Rippe, Ryan.....2015-16
Risch, Scott.....1981
Rives.....1993-94
Rizzuto.....1969-70
Roberts, Mike.....1980
Robertson, Kylar.....2016-17
Robins, Randall.....1974-75
Robinson, Kerry.....1993-95
Robinson, Mike.....2001
Rodriguez, Daniel.....1998-99
Rogers, Bryan.....1992-93
Roll, Lee.....1969
Rosburg, Paul.....1981-82
Rosener, Sam.....2007-08
Rothweil, Larry.....1994-95
Rouse, Quenten.....2005-06
Ruff, Kenneth.....1984
Rupp, Tim.....2010-11
Russell, Brett.....2010-11

S

Salazar, John.....2009-10
Samples, Mike.....1977-79
Sandheinric, Kelly.....1986-87
Saulter, Jim.....1975
Schaefer, Brian.....1993-95
Schatzley, Bill.....1977-79
Scheidt.....1964
Schiller, Don.....1965-67
Schiltz, Danny.....1999
Schlegel, Andy.....1996
Schlick.....1974
Schmidt, Steve.....1987
Schmidt, Lynn.....1977-78
Schneider, Gary.....1975
Schreck, Chris.....1987
Schreiber, David.....1991
Schuembaur, Carl.....1974

Southeast Missouri State REDHAWKS

ALL-TIME ROSTER

Schuh, Daniel.....	2006-09	Steighorst, Mark.....	1972
Schulman, Jeff.....	1992,94	Steimle, Doug.....	1965-67
Schulte, Joe.....	1984-85	Steinmetz, Rich.....	1981-83
Schumacher.....	1968	Stephens, Andy.....	2008-09
Schwartz, Dan.....	1979-80	Steward, Lon.....	1985-86
Schwent, Gary.....	1969-70	Steward, Malik.....	2012
Schwieso, Brian.....	1986	Still, Steven.....	2012-13
Sconce.....	1994	Stockton, Garret.....	2014-15
Seabaugh, Don.....	1983	Stoll, Isaac.....	2007
Sehnert, Ryan.....	2003	Strahlendorf, Todd.....	2008-09
Selby, Tim.....	1995	Stroud, Dan.....	1981-83
Self, Brent.....	2002	Stucker, Gary.....	1987-88
Shadowens, Chris.....	1986	Stuckey, Denver.....	2000-03
Shah, Asif.....	2006-07	Suedekum, Jerry.....	1963-65
Shannon, Dennis.....	1970	Sullivan, Robin.....	1975
Shasserre, Dan.....	1966-67	Sullivan, Scott.....	1997-98
Sheffer, Marc.....	1998	Swartz, Mike.....	1976
Shelton, Steve.....	1973-75	Swearingen, Jason.....	1995-98
Sheridan, Andy.....	2002	Swift, Bob.....	1963-64
Shearrow, Luke.....	2013	Swift, Dick.....	1963-64
Sherry.....	1968	Syberg, Josh.....	2007-2011
Sherry, Adam.....	2002		
Shifferdecker, Rod.....	1990		
Short, Paul.....	1987-88		
Shy, Dan.....	1988-89		
Shylanski, Todd.....	1991-92		
Siboda, Dave.....	1996-97		
Siddle, Alex.....	2013-16		
Siebert, Scott.....	1987-90		
Sigler, Brian.....	1990,92		
Simmons, Brad.....	2001-02		
Simmons, Mark.....	1985		
Simmons, Shae.....	2010-12		
Singleton, Raleigh.....	1963		
Skakalski, Stan.....	2003-04		
Slattery, Blake.....	2008-11		
Smiley, Butch.....	1976		
Smith, Brad.....	2003-05		
Smith, Brandon.....	1999-02		
Smith, Darrick.....	1983-86		
Smith, Tim.....	1975-76		
Smith, Zack.....	2012-13		
Sommerkamp, David.....	1998		
Sorth, Larry.....	1961		
Spanberger, Cody.....	2012-15		
Spencer, Tony.....	2008-09		
Spies, George.....	1969-71		
Spille, Ryan.....	1998-99		
Spitzfaden, Will.....	2012-13		
Stahl, Barry.....	1973		
Stambush, Archie.....	1999-00		
Steffens, Jeff.....	1987-90		

T

Tabata, Osamu.....	1989,91
Taylor, Joel.....	2016
Taylor, Michael.....	006-07
Teel, Marvin.....	1962
Tellor, Matt.....	2013-14
Theodorakos, Jason.....	2003-04
Thomas, Nick.....	2010-11
Thomas, Scott.....	1990-91
Thomas, Tommy.....	2000-01
Thomas, Tyler.....	2013
Thompson, Jay.....	1979-80
Thorgmorton, Dick.....	1960
Thornsberry, James.....	1968-71
Tierney, Jesse.....	2009-12
Tripp, Shawn.....	1992-93
Turk, Jim.....	1961-64
Turner, Dewight.....	1963

U

Ulmer, Pete.....	1965-68
Underwood, Jordan.....	2010-11

V

Valek, Eddie.....	1993-95
Vardell, Vrah.....	1959-60
Varone, Bill.....	1962
Vaughn, Steve.....	1965-68
Vega, Carlos.....	2017-present
Via.....	1969

Vickery, Charlie.....	1973-74
Vieth.....	1977
Viviano, George.....	1961
Voss, Ron.....	1962-63

W

Wade, Matthew ...2015-present

Wadlington, Gary.....	1962-63,65
Wadlington, Scott.....	1980
Wagner, Matt.....	2007-09
Wahl, Fred.....	1972,74-75
Waldhoff, Jared.....	2016-17
Wallace, Ron.....	1968-71
Wallut, Rich.....	1982
Warren, Phil.....	1997-00
Warren, Lee.....	1973-74
Weber, Matt.....	1992
Weiler, Jeff.....	1995
Wells, Rob.....	1995
Wengert, Alan.....	1982-84
Wengert, Gary.....	1973-74
Wente, Jacob.....	2010-11
West, Chris.....	2005
West, Josh.....	2002
Wheeler, Justin.....	2008-09
Wiese, Andrew.....	2007-09
Wieser, Dan.....	1975-77
Wieser, Mike.....	1976
Wieser, Rick.....	1975-76
Wieter, Alan.....	1990-92
Williams, Greg.....	1969
Williams, Hank Jr.....	2012-13
Williams, Joe.....	1977-80
Williams, Peter.....	2015
Williams, Ray.....	1969-70
Williams, Steve.....	1981-84
Wilson, Jon.....	1971-72
Winder, Mark.....	1988
Winkelman, Alex.....	2013-15
Winkler, Bob.....	1967
Wise, Trent.....	2010-11
Wittenborn, Mark.....	2003-04
Wollis, Keith.....	2004-05
Wolsey, Jerry.....	1998-99
Wood, Brent.....	1980-83
Wright, Brady.....	2014-16
Wright, Danny	2017-present
Wright, John.....	1971
Wulfers, Matt.....	2007-08

Y

Yount, Kyle.....	1996-99
Yount, Steve.....	1970-73

Z

Zalders.....	1975
Zaricore, Mike.....	1967-68
Zerrusen, Tony.....	2012-13
Zink, John Logan.....	2012-14
Zoellner, Rich.....	1986-88
Zollner, Sean.....	2004-08

Returnees in **Bold**

Southeast Missouri State

REDHAWKS

DRAFT PICKS

Year	Name	Position	Team	Round	Pick
1966	Stephen Vaughn	Outfield	Chicago White Sox	20	398
1974	Galen McSpadden	Left-Handed Pitcher	San Diego Padres	6	121
1977	Danial Weiser	Shortstop	Kansas City Royals	20	510
1981	Robert Gonsoulin	Infield	San Diego Padres	28	693
1985	Joe Schultz	Right-Handed Pitcher	Houston Astros	11	274
1988	Brian Harper	Left-Handed Pitcher	Philadelphia Phillies	30	770
1989	Steve Bieser	Outfield	Philadelphia Phillies	32	820
1992	Scott Hollrah	Right-Handed Pitcher	Chicago White Sox	33	932
1995	Rex Crosnoe	Catcher	Cleveland Indians	46	1280
	Kerry Robinson	Outfield	St. Louis Cardinals	34	939
1997	David Siboda	Right-Handed Pitcher	Toronto Blue Jays	48	1381
	LaMonte Collier	Shortstop	Philadelphia Phillies	34	1016
1999	Ryan Spille	Left-Handed Pitcher	Toronto Blue Jays	19	583
2000	Danny Huesgen	Right-Handed Pitcher	Toronto Blue Jays	38	1138
	Jeremy Johnson	Outfield	Toronto Blue Jays	26	778
2001	Todd Pennington	Right-Handed Pitcher	Cleveland Indians	46	1376
2002	Zach Borowiak	Shortstop	San Francisco Giants	49	1455
	Brandon Smith	Right-Handed Pitcher	Boston Red Sox	18	538
2003	Tim Alvarez	Left-Handed Pitcher	San Francisco Giants	36	1083
	Zach Borowiak	Shortstop	Boston Red Sox	14	414
2009	Jim Klocke	Catcher	St. Louis Cardinals	46	1389
2010	Jim Klocke	Catcher	Philadelphia Phillies	31	951
2011	Logan Mahon	Left-Handed Pitcher	Colorado Rockies	22	678
2012	Trenton Moses	Third Base	Atlanta Braves	26	809
	Shae Simmons	Right-Handed Pitcher	Atlanta Braves	22	689
2014	Matt Teller	First Base	Atlanta Braves	10	313
2015	Alex Winkelman	Left-Handed Pitcher	Houston Astros	21	619
2016	Branden Boggetto	Shortstop	Washington Nationals	25	754
	Joey Lucchesi	Left-Handed Pitcher	San Diego Padres	4	114



Shae Simmons
Photo by SeattleTimes.com



Kerry Robinson
Photo by St. Louis Cardinals



Joey Lucchesi
Photo by Baseball America



 **YOUR
REDHAWKS**

**THIS IS
SEMO**

BRING YOUR BIG IDEAS.

**And make
them count.**

Your big ideas will be in good company here. Whatever you choose to study, chances are the program is at the head of its class. And if you're at the head of yours, you can join our honors program and elevate your learning experience even further.



SOUTHEAST MISSOURI
STATE UNIVERSITY • 1873



**SOUTHEAST BOASTS 20+ NATIONALLY
AND INTERNATIONALLY ACCREDITED
PROGRAMS, INCLUDING:**

- / ATHLETIC TRAINING
- / BUSINESS
- / CHEMISTRY
- / COMPUTER SCIENCE
- / DIETETICS
- / EDUCATION
- / ENGINEERING PHYSICS
- / INTERIOR DESIGN
- / MASS COMMUNICATION
- / MUSIC
- / NURSING
- / SOCIAL WORK
- / THEATRE



**GETTING INTO MEDICAL
SCHOOL ISN'T EASY —
WE JUST MAKE IT LOOK
THAT WAY. SOUTHEAST'S
PRE-MED STUDENTS ARE
ACCEPTED TO**

**medical
school well
above the
national
average.**

Like our students, Southeast faculty members come from around the country, hailing from leading institutions such as:

- / Boston Conservatory of Music
- / Carnegie Mellon University
- / Harvard University
- / Pennsylvania State University
- / Purdue University
- / Texas A&M University
- / Tulane University
- / University of Florida
- / University of Michigan
- / Vanderbilt University
- / Yale University



**COME HERE
AS A STUDENT.**

**And go
anywhere
as a
teacher.**

Southeast education graduates work as faculty members in school districts across the nation, and in more than 35 countries around the world.

1:21
faculty-
student
ratio

**Full-time
faculty**

lead most classes, not
teaching assistants —
starting with freshman year.

**THE DONALD L. HARRISON
COLLEGE OF BUSINESS
CONSISTENTLY MAKES THE
PRINCETON REVIEW'S LIST OF
top business
schools.**



ROLL UP YOUR SLEEVES AND GET DOWN TO BUSINESS.

Or education, public policy, communications or journalism — whatever your major, expect to learn a lot in class and even more in practice. And here, that practice happens on the latest technology and in real-world settings. You'll experiment and collaborate in just about all of your coursework. And you'll put new knowledge into action right from the start.



YOUR NEXT BIG IDEA could happen anywhere. But you'll give it legs and watch it run at **Catapult Creative House**, our student-run idea incubator and launchpad for innovation. Get to work in our creative labs, 3D modeling and printing gallery, and impact studio. It's where you'll turn your concepts into prototypes, your prototypes into products, and your products into sales.

THE BEST PLACE TO LEARN ABOUT U.S. POLICY is where it's actually being shaped. So you'll go to the **Center for Strategic and International Studies (CSIS) in Washington, D.C.**, for part of our University Studies course. For four exhilarating days, you'll work directly with researchers and consultants who advise national leaders. And if you're really on top of your game, you may end up influencing the strategies you've come to study.



INTERNSHIPS

RÉSUMÉS ARE BUILT—NOT WRITTEN.

The workforce is just that: a force. And it's one you'll meet head on at Southeast Missouri State. We'll help you find internships (that's plural on purpose) and coach you through any challenges or questions that come your way.



SET OUT AND JOIN IN.

Earn your wings early. Chew your way into campus history. Share your musical gift. Meet your new brothers or sisters. Whatever you do — whether it's joining a club or carrying on a tradition — just know that you won't do it alone (except the chewing part).

21

SOCIAL FRATERNITIES AND SORORITIES

Representing the IFC, Panhellenic and NPHC Councils. Many of them call Greek Hill home. And in Fall 2016, a new Greek Village will open on campus, providing an expanded Greek community where thousands of students will make new memories of brotherhood and sisterhood.



180+ student groups

With organizations on campus from A (Adult Recess improv group) to Z (Zeta Phi Beta Sorority), there's something to meet every professional, social, recreational or religious interest. And if you can't find what you're looking for, form your own group.

We honor our heritage by sticking to our traditions.

Some of them, quite literally. For years, students have been making the trek up **Cardiac Hill** (a tradition in its own right) to add their chewing gum to our infamous **Gum Tree**.

MAKE ART THAT INSPIRES.

And do it on
a campus
that's equally
inspiring.



Built
our R
Miss
arts. I
in the
Perfo
Come
the la
breat

Dobbins River Campus Center

Inside this living-learning center, you can make a masterpiece, make dinner and make your bed without ever leaving the **River Campus**.

In addition to a residence hall, dining facilities and contemporary classrooms, the **Cultural Arts Center** offers professional-level theatres, costume and scene shops, music rehearsal and gallery space, and dance and art studios — each equipped to inspire ovation-worthy works of art.





on the banks of the Mississippi,
iver Campus is the only one in
ouri dedicated entirely to the
But you don't have to be a student
e Holland School of Visual and
rming Arts to appreciate it.
e catch a performance. Explore
test exhibits. Or just enjoy the
htaking river views.

Five venues for exhibiting your talent — including theatres, a recital hall and galleries — set the stage for

**more than
a hundred
different
events
each year.**

Among our student-produced musical performances, you'll hear everything from the classics to the contemporary — including Brahms' *Double Concerto in A Minor* and Andrew Lipka's *The Addams Family*.



**Southeast makes it
affordable to do what
you dream of doing,
and we're recognized
as one of the country's
institutions with
the least indebted
students.**

LEARN MORE

about our \$17 million in
annual scholarships at
semo.edu/scholarships.

**SEE FOR YOURSELF
WHAT YOU'LL DO HERE**

Call us at (573) 651-2590
or schedule a visit at
semo.edu/visit.

OFFICE OF ADMISSIONS

One University Plaza, MS 3550
Academic Hall 100D
Cape Girardeau, Missouri 63701

573.651.2590

admissions@semo.edu

APPLY

We can't wait to see what you do.
But first, you'll need to get in.
semo.edu/apply



***YOUR
REDHAWKS***



**DO
YOU
HAVE
THE
WILL
TO**

serve all
community
members?



**SOUTHEAST MISSOURI
STATE UNIVERSITY · 1873**



YOUR REDHAWKS

2018 SCHEDULE



Date	Opponent	Time						
Feb. 16	at College of Charleston	3 p.m.	Apr. 3	Arkansas State	6 p.m. OVCDN	June 1-4	NCAA Regionals	TBA
Feb. 17	at College of Charleston	1 p.m.	Apr. 6	Eastern Illinois* Free Tailgate	6 p.m.	June 8-11	NCAA Super Regionals	TBA
Feb. 18	at College of Charleston	Noon	Apr. 7	Eastern Illinois* Hall of Fame	2 p.m.	June 16-27	College World Series	TBA
Feb. 20	at Arkansas State	4 p.m.	Apr. 8	Eastern Illinois*	1 p.m.			
Feb. 23	Bowling Green	3 p.m.	Apr. 10	McKendree	6 p.m.	Home Games in Bold and played at Capaha Field All times Central and subject to change * Denotes Ohio Valley Conference Game OVCDN - OVC Digital Network All games broadcast live on ESPN 92.9 FM		
Feb. 24	Bowling Green (DH)	2 p.m.	Apr. 13	at Jacksonville State*	6 p.m.			
Feb. 25	Bowling Green	1 p.m.	Apr. 14	at Jacksonville State*	1 p.m.			
Feb. 27	at Memphis	4 p.m.	Apr. 15	at Jacksonville State*	1 p.m.			
Mar. 2	South Dakota State	3 p.m. OVCDN	Apr. 17	Saint Louis Free Tailgate	6 p.m.			
Mar. 3	South Dakota State	2 p.m. OVCDN	Apr. 20	Murray State* Free Tailgate	6 p.m. OVCDN			
Mar. 4	South Dakota State	1 p.m. OVCDN	Apr. 21	Murray State*	2 p.m. OVCDN			
Mar. 6	Southern Illinois Free Tailgate	6 p.m.	Apr. 22	Murray State*	1 p.m. OVCDN			
Mar. 9	Morehead State* Free Tailgate	6 p.m.	Apr. 24	at Southern Illinois	5 p.m.			
Mar. 10	Morehead State*	2 p.m.	Apr. 27	at Tennessee Tech*	6 p.m.			
Mar. 11	Morehead State*	1 p.m.	Apr. 28	at Tennessee Tech*	2 p.m.			
Mar. 13	at Central Arkansas	6 p.m.	Apr. 29	at Tennessee Tech*	1 p.m.			
Mar. 14	at Central Arkansas	3 p.m.	May 1	at Saint Louis	6 p.m.			
Mar. 16	at UT Martin*	6 p.m.	May 4	at Lipscomb	6 p.m.			
Mar. 17	at UT Martin*	3 p.m.	May 5	at Lipscomb	6 p.m.			
Mar. 18	at UT Martin*	1 p.m.	May 6	at Lipscomb	1 p.m.			
Mar. 20	at Missouri State	3 p.m.	May 11	Belmont* Free Tailgate	6 p.m.			
Mar. 23	SIU Edwardsville* Free Tailgate	6 p.m. OVCDN	May 12	Belmont*	2 p.m.			
Mar. 24	SIU Edwardsville*	2 p.m. OVCDN	May 13	Belmont*	1 p.m.			
Mar. 25	SIU Edwardsville*	1 p.m. OVCDN	May 15	at Georgia Tech	5 p.m.			
Mar. 27	Harris-Stowe	6 p.m. OVCDN	May 17	at Eastern Kentucky*	5 p.m.			
Mar. 29	at Austin Peay*	6 p.m.	May 18	at Eastern Kentucky*	3 p.m.			
Mar. 30	at Austin Peay*	6 p.m.	May 19	at Eastern Kentucky*	Noon			
Mar. 31	at Austin Peay*	1 p.m.	May 22-27	OVC Tournament	Oxford, Ala.			

