

# YOUR REDHAWKS

2018-19 SOUTHEAST MISSOURI BASKETBALL

## GAME

# 10



## SOUTHERN ILLINOIS (6-3) VS. SOUTHEAST MISSOURI (5-4)

**Date** ..... Saturday, December 8, 2018  
**Tip-Off** ..... 6:30 p.m., CT  
**Location** ..... Cape Girardeau, Mo.  
**Arena** ..... Show Me Center (7,000)  
**Series History** ..... SIU leads, 69-46  
**Last Meeting** ..... SEMO 75, SIU 69  
(Dec. 9, 2017 / Carbondale, Ill.)

**Head Coaches** ..... Rick Ray (76-123 overall;  
39-63 at SEMO; 19-31 OVC). Barry Hinson  
(310-239 overall; 105-99 at SIU).

**Strategic Communications**  
Jeff Honza  
Assistant Director of Athletics  
**Phone:** (573) 651-2933  
**Email:** redhawk1@me.com

### Gameday Coverage

**Radio** ..... Real Rock 99.3 FM & ESPN 1220 AM  
(Erik Sean, Jess Bolen)

**Video** ..... ESPN+

**Live Stats** ..... GoSoutheast.com

**Twitter** ..... @SEMOMBB

**GOSOUTHEAST.COM**

**#LETSSOAR**

## 2018-19 SCHEDULE/RESULTS

### November (4-3)

6	at Saint Louis	ESPN+	L, 65-75
10	at Bradley	ESPN3	L, 57-68
12	<b>Quincy</b>	ESPN+	<b>W, 102-66</b>
16	vs. Jacksonville !		W, 77-71
17	vs. UT Chattanooga !		W, 63-42
19	at South Alabama	ESPN+	L, 58-79
27	<b>Missouri S&amp;T</b>	ESPN+	<b>W, 72-69</b>

### December (1-1)

1	<b>Western Illinois</b>	ESPN+	<b>L, 63-70</b>
4	at Mississippi Valley State		W, 77-57
8	<b>Southern Illinois</b>	ESPN+	<b>6:30 p.m.</b>
15	at The Citadel	ESPN+	Noon
17	at Florida State		6 p.m.
21	<b>Abilene Christian</b>	ESPN+	<b>6:30 p.m.</b>

### January (0-0, 0-0 OVC)

3	at SIU Edwardsville*	ESPN+	7:30 p.m.
5	<b>UT Martin*</b>	ESPN+	<b>4:30 p.m.</b>
10	<b>Austin Peay*</b>	ESPN+	<b>7:45 p.m.</b>
12	<b>Murray State*</b>	ESPN+	<b>4:30 p.m.</b>
17	at Morehead State*	ESPN+	6:35 p.m.
19	at Eastern Kentucky*	ESPN+	6 p.m.
24	<b>SIU Edwardsville*</b>	ESPN+	<b>7:45 p.m.</b>
26	<b>Eastern Illinois*</b>	ESPN+	<b>4:30 p.m.</b>
31	at Belmont*	ESPN+	7 p.m.

### February (0-0, 0-0 OVC)

2	at Tennessee State*	ESPN+	7:30 p.m.
7	<b>Tennessee Tech*</b>	ESPN+	<b>7:45 p.m.</b>
9	<b>Jacksonville State*</b>	ESPN+	<b>4:30 p.m.</b>
14	at UT Martin*	ESPN+	7:30 p.m.
16	at Eastern Illinois*	ESPN+	3:15 p.m.
21	at Austin Peay*	ESPN+	8 p.m.
23	at Murray State*	ESPN+	7 p.m.
28	<b>Tennessee State*</b>	ESPN+	<b>7:45 p.m.</b>

### March (0-0, 0-0 OVC)

2	<b>Belmont*</b>	ESPN+	<b>7 p.m.</b>
6-9	OVC Tournament		Evansville, Ind.

All games are broadcast live on the radio at Real Rock 99.3 FM and ESPN 1220 AM. All times are Central and subject to change; \* - Denotes Ohio Valley Conference Game; ! - South Alabama Tournament, Mobile, Ala.

### Rivalry Game

Southeast Missouri (5-4) hosts longstanding rival Southern Illinois (6-3) Saturday. Tip-off is set for 6:30 p.m., CT, at the Show Me Center.

### Follow the Redhawks

Fans can listen to Saturday's game live on the radio at Real Rock 99.3 FM and ESPN 1220 AM. Erik Sean will call the action. Watch live on ESPN+. Live stats can be accessed at GoSoutheast.com. Twitter updates provided @SEMOMBB.

### Series History

Southeast Missouri and Southern Illinois meet for the 116th time on the hardwood Saturday. SIU holds a 69-46 lead in the all-time series which goes all the way back to 1914. The Redhawks won two of the last three meetings between the teams, including a 55-54 victory on a buzzer-beater in Cape Girardeau (Dec. 10, 2014) and a 75-69 win in Carbondale (Dec. 9, 2017). SIU, however, owns a 13-3 record in the previous 16 matchups between these teams.

### Against the Missouri Valley

Southern Illinois is the second Missouri Valley Conference team Southeast Missouri faces this season. The Redhawks dropped a 68-57 decision at Bradley (Nov. 10) during the opening week of the 2018-19 campaign. SEMO holds an all-time record of 110-191 against the MVC. That record includes a 46-69 mark against SIU, 0-1 record vs. Drake, 5-10 record vs. Evansville, 2-9 mark vs. Bradley, 1-8 record vs. Illinois

State, 0-2 record vs. Indiana State and 55-92 mark vs. Missouri State.

### Home Record

Southeast Missouri is 2-1 at home this season. Both of those wins came against non-Division I opponents. SEMO beat Quincy, 102-66, on Nov. 12 and Missouri S&T, 72-69, on Nov. 27. The Redhawks lost to Western Illinois, 70-63, on Dec. 1.

### Final Exams

After Saturday's matchup with Southern Illinois, Southeast Missouri will take a week off for final exams. The Redhawks will return to action with a two-game road trip to The Citadel (Dec. 15) and Florida State (Dec. 17). SEMO will then wrap up non-conference play with a home game against Abilene Christian (Dec. 21) four days before Christmas.

### Winning November

The Redhawks wrapped up their first month of the season with a record of 4-3. It was the first winning record in November since the Redhawks went 5-2 in their first seven games of 2013-14.

## THIS IS SEMO

**Southeast Missouri** or **SEMO** is the preferred reference for Southeast Missouri State University athletic teams. Southeastern Missouri State is not an acceptable reference.



# YOUR REDHAWKS

## 2018-19 BASKETBALL NOTES / SOUTHERN ILLINOIS GAME

### It's Been Awhile

If Southeast Missouri beats Southern Illinois Saturday, it will mark the first time since 1963 where SEMO recorded consecutive wins in its series against the Salukis. That year, the Redhawks won, 72-68, in Carbondale (Jan. 16) and, 67-60, in Cape Girardeau (Feb. 13).

### Familiar with the MVC

Rick Ray's first NCAA Division I coaching job was at Indiana State. Ray was an assistant coach there from 1997-2004, helping ISU to consecutive 20-win seasons and NCAA Tournament appearances in 1999-2000 and 2000-01. In 1999-2000, the Sycamores compiled a 14-4 record in the Missouri Valley Conference and won the regular-season title. ISU then won the MVC Tournament the following season. The Sycamores upset No. 4 seed Oklahoma in the first round of the 2001 NCAA Tournament. In addition, Ray was part of the ISU staff that defeated perennial power Indiana in back-to-back seasons. Ray was also on Purdue's coaching staff with former Southern Illinois coaches Matt Painter and Paul Lusk. He is 2-8 against MVC schools as a head coach (0-3 vs. Bradley; 0-2 vs. Evansville; 1-2 vs. Missouri State; 1-1 vs. Southern Illinois).

### First True Road Win

Southeast Missouri picked up its first true road win with a 77-57 victory over Southwestern Athletic Conference member Mississippi Valley State (Dec. 4). The Redhawks beat the Delta Devils for the first time in four meetings. It was the first matchup between the teams in 17 years.

### Hogan to the Top

Guard Skyler Hogan took over as Southeast Missouri's top scorer after a career-high 25-point effort at Mississippi Valley State (Dec. 4). Hogan shot 10-of-16 (62.5 pct.) from the field and knocked down five 3-pointers against the Delta Devils. He boosted his average to 12.7 points a game this season and has scored double figures in six of his last seven starts. The 25 points are the most scored in a game by any Redhawk this year.

### 2018-19 SOUTHEAST MISSOURI REDHAWKS ROSTER

No.	Name	Pos.	Ht.	Wt.	Cl.	Yr.	Hometown (High School/College)
0	Alex Caldwell	G	6-0	170	Fr.	1st	Columbia, S.C. (Wilson)
1	Khalil Cuffee	G	6-4	210	Fr.	2nd	Fairburn, Ga. (Langston Hughes)
2	Jordan Love	G	6-5	165	Fr.	1st	Durham, N.C. (Voyager Academy)
3	Skyler Hogan	G	6-5	213	Jr.	4th	Melbourne, Fla. (Holy Trinity Episcopal/Embry-Riddle)
4	Oscar Kao	G	6-0	175	So.	2nd	Taipei, Taiwan (Songshan/Marshalltown CC)
5	Jonathan Dalton	G	5-10	155	Sr.	4th	New Orleans, La. (West Jefferson/Copiah-Lincoln CC)
11	Nygai Russell	G	6-4	195	Fr.	2nd	Houston, Texas (ASPIRE Academy, Louisville, Ky.)
13	Isaiah Gable	F	6-7	195	So.	2nd	Greenville, Ohio (Greenville)
14	Quatarrius Wilson#	F	6-8	200	Sr.	4th	Mobile, Ala. (Gardendale/McNeese State)
15	Donnie Lewis*	G	6-1	170	Sr.	4th	Lexington, Ky. (Paul Dunbar/Spalding University)
22	Jack Lake*	C	6-8	215	Sr.	5th	Jackson, Mo. (Saxony Lutheran/Fontbonne)
23	Sage Tolbert	F	6-8	200	Fr.	1st	Richmond, Texas (Combine Academy, Charlotte, N.C.)
25	Ledarius Brewer	G	6-5	200	So.	2nd	Meridian, Miss. (Meridian)
30	Gabe McGlothran	F	6-7	225	Fr.	1st	Gilbert, Ariz. (Putnam Science Academy, Conn.)
42	Mark Laros	C	6-10	223	Sr.	4th	Hengelo, Netherlands (Montessori College Twente/Mineral Area College)

\* Walk-on

# Will sit out the season due to NCAA Division I transfer regulations

**Head Coach:** Rick Ray, Fourth Year (Grand View College, 1994)

**Associate Head Coach:** Adam Gordon, Fourth Year (Tampa, 2006)

**Assistant Coach:** Nick Lagroone, Fourth Year (Southern Wesleyan, 2011)

**Assistant Coach:** Keith Pickens, First Year (Missouri State, 2013)

**Director of Operations:** Al Myers, First Year (Wichita State, 1992)

**Graduate Assistant:** Kevin Kozan, First Year (Henderson State, 2016)

#### Pronunciations

Khalil Cuffee ..... kah-leel  
 Oscar Kao ..... cow  
 Mark Laros ..... lair-ohs  
 Nygai Russell ..... nye-juhl

#### Breakdown by Class

Seniors ..... 4  
 Juniors ..... 2  
 Sophomores ..... 3  
 Freshmen ..... 6



### 2018-19 OHIO VALLEY CONFERENCE STANDINGS (AS OF DEC. 6)

	OVC					Overall					
	Record	Pct.	Home	Away	Streak	Record	Pct.	Home	Away	Neutral	Streak
Belmont	0-0	.000	0-0	0-0	-	7-1	.875	4-0	3-1	0-0	W1
Murray State	0-0	.000	0-0	0-0	-	4-1	.800	4-0	0-1	0-0	W1
Jacksonville State	0-0	.000	0-0	0-0	-	4-3	.571	1-0	1-3	2-0	W4
Eastern Kentucky	0-0	.000	0-0	0-0	-	5-4	.556	2-1	2-1	1-2	W2
<b>Southeast Missouri</b>	<b>0-0</b>	<b>.000</b>	<b>0-0</b>	<b>0-0</b>	<b>-</b>	<b>5-4</b>	<b>.556</b>	<b>2-1</b>	<b>1-3</b>	<b>2-0</b>	<b>W1</b>
UT Martin	0-0	.000	0-0	0-0	-	3-3	.500	3-0	0-3	0-0	L1
Austin Peay	0-0	.000	0-0	0-0	-	4-4	.500	1-0	2-3	1-1	W2
Eastern Illinois	0-0	.000	0-0	0-0	-	4-5	.444	2-1	0-3	2-1	W1
Morehead State	0-0	.000	0-0	0-0	-	3-5	.375	2-2	0-2	1-1	W1
Tennessee State	0-0	.000	0-0	0-0	-	2-5	.286	2-1	0-4	0-0	L3
SIUE	0-0	.000	0-0	0-0	-	1-5	.167	1-3	0-2	0-0	L2
Tennessee Tech	0-0	.000	0-0	0-0	-	1-7	.125	1-2	0-5	0-0	L2



# YOUR REDHAWKS

2018-19 BASKETBALL NOTES / SOUTHERN ILLINOIS GAME

## Gable and McGlothan Take a Bow

Sophomore Isaiah Gable and freshman Gabe McGlothan each reached double-digits in the scoring column for the first time in their careers. Gable scored 11 points with nine coming from 3-point range, while McGlothan finished with 11 points, eight rebounds and four blocks in a narrow miss of a double-double at Mississippi Valley State (Dec. 4).

## On Guard

The Redhawks put together a nice defensive performance in their 77-57 win over Mississippi Valley State (Dec. 4). Southeast Missouri held the Delta Devils to just 31 percent (18-of-58) from the field and 13.3 percent (2-of-15) from 3-point range. The .133 three-point field goal percentage was the lowest by any opponent SEMO has faced through nine games this season.

## Swat Team

Southeast Missouri registered a season-high nine blocks at Mississippi Valley State (Dec. 4), the Redhawks most in any game with Rick Ray as their head coach. SEMO had no more than three blocks in its first 101 games under Ray. The nine blocks were the Redhawks most since they had nine at UT Martin on Feb. 16, 2013.

## Starting Streak

Ledarrius Brewer has started 35-consecutive games dating back to last season. Brewer has scored in 29-straight starts. He also pitched in double figures in 25 of his last 30 contests. Meanwhile, Jonathan Dalton started 36-consecutive games at point guard.

## About the Salukis

Southern Illinois, winners in six of its last seven games, carries a four-game winning streak to Cape Girardeau this weekend. The Salukis are coming off a 61-56 home win over Preseason Atlantic 10 favorite Saint Louis (Dec. 5). Armon Fletcher leads five players averaging double figures in the scoring column with 13.5 points per game. Aaron Cook (11.2), Sean Lloyd (10.6), Kavion Pippen (10.6) and Eric McGill (10.0) follow. Fletcher, Lloyd, Pippen and Cook were SIU's top four scorers a year ago.

## Return to the Show Me Center

Former Southeast Missouri guard and currently Southern Illinois' top reserve, guard Eric McGill returns to the Show Me Center Saturday. McGill averages 10 points a game as one of five Salukis averaging double figure sin the scoring column. He also leads SIU with nine steals and is second on the team with 24 assists. McGill was initially part of Rick Ray's first recruiting class at SEMO in 2015-16. He

## 2018-19 STATS COMPARISON

SIU	SEMO
6-3.....Record.....	5-4
0-0.....Conference Record.....	0-0
71.0.....Points Per Game.....	70.4
65.2.....Opp. Points Per Game.....	66.3
+5.8.....Scoring Margin.....	+4.1
.489.....Field Goal Percentage.....	.426
.399.....Opp. Field Goal Percentage.....	.396
.400.....3-Point Field Goal Percentage.....	.333
.318.....Opp. 3-Point Field Goal Percentage.....	.263
.683.....Free Throw Percentage.....	.687
.650.....Opp. Free Throw Percentage.....	.644
33.6.....Rebounds Per Game.....	40.4
34.6.....Opp. Rebounds Per Game.....	36.0
-1.0.....Rebounding Margin.....	+4.4
16.1.....Assists Per Game.....	13.7
15.6.....Turnovers Per Game.....	14.3
-1.2.....Turnover Margin.....	-1.6
3.9.....Blocks Per Game.....	3.1
6.4.....Steals Per Game.....	5.7

## THIS WEEK'S SCHEDULE/RESULTS

### Tuesday, December 4

**Southeast Missouri 77, Mississippi Valley State 57**

Belmont 76, Lipscomb 74

Eastern Illinois 90, Fontbonne 37

### Wednesday, December 5

Eastern Kentucky 79, USC Upstate 77

Tulane 87, UT Martin 74

### Thursday, December 6

Warren Wilson at Tennessee Tech, 6 p.m., CT

### Saturday, December 8

Harris-Stowe at SIUE, 2 p.m., CT

Jacksonville State at Delaware State, 3 p.m., CT

UT Martin at East Tennessee State, 3 p.m., CT

Calvary at Austin Peay, 4 p.m., CT

Northern Kentucky at Eastern Kentucky, 5 p.m., CT

**Southern Illinois at Southeast Missouri, 6:30 p.m., CT**

Murray State at Middle Tennessee, 7 p.m., CT

Eastern Illinois at Western Illinois, 7 p.m., CT

### Sunday, December 9

Tennessee State at Coppin State, 2 p.m., CT

Hiwassee College at Tennessee Tech, 2 p.m., CT

## SOUTHEAST MISSOURI PROBABLE STARTERS



**3**

Skyler Hogan  
G / 6-5 / 213 / Jr.  
Melbourne, Fla.

12.7 ppg, 3.7 rpg,  
1.1 apg



**5**

Jonathan Dalton  
G / 5-10 / 155 / Sr.  
New Orleans, La.


5.2 ppg, 2.2 rpg,  
3.4 apg



**13**

Isaiah Gable  
F / 6-7 / 195 / So.  
Greenville, Ohio

5.2 ppg, 2.7 rpg,  
1.1 apg



**23**

Sage Tolbert  
F / 6-8 / 200 / Fr.  
Richmond, Texas

7.3 ppg, 6.9 rpg,  
0.3 apg



**25**

Ledarrius Brewer  
G / 6-5 / 200 / So.  
Meridian, Miss.

11.6 ppg, 6.3 rpg,  
2.1 apg

# YOUR REDHAWKS

2018-19 BASKETBALL NOTES / SOUTHERN ILLINOIS GAME

## HONORS & AWARDS

### Preseason All-OVC

Ledarrius Brewer, So., G

### OVC Newcomer of the Week

Skyler Hogan, G, Nov. 19

## 2018-19 OVC PRESEASON POLL

### Team (First-Place Votes)

Belmont (8).....	227
Murray State (9).....	221
Jacksonville State (7).....	211
Austin Peay.....	188
Tennessee Tech.....	135
Eastern Kentucky.....	118
Eastern Illinois.....	116
Tennessee State.....	101
Southeast Missouri.....	82
Morehead State.....	78
UT Martin.....	77
SIU Edwardsville.....	30

## 2018-19 PRESEASON ALL-OVC TEAM

### Name, Position, School

Shaq Buchanan, G, Murray State

### Ledarrius Brewer, G, Southeast Missouri

Jason Burnell, F, Jacksonville State

Christian Cunningham, F, Jacksonville State

Lamontray Harris, F, Morehead State

Fatodd Lewis, F, UT Martin

Terrell Lewis, G, Eastern Illinois

Nick Mayo, F, Eastern Kentucky

Kevin McClain, G, Belmont

Ja Morant, G, Murray State

Terry Taylor, G/F, Austin Peay

Dylan Windler, G/F, Belmont

### Preseason Player of the Year

Dylan Windler, G/F, Belmont

averaged seven points and 2.4 rebounds in 27 games and 13 starts that year.

### Tolbert Strong Underneath

Freshman Sage Tolbert leads Southeast Missouri with just under seven (6.9) rebounds per game. Tolbert grabbed 10 or more rebounds in back-to-back games and three of his last five starts. His 11 rebounds at Mississippi Valley State (Dec. 4) marked a season-high. Tolbert ranks 11th in the Ohio Valley Conference in that category.

### Another Strong Week for Hogan

Skyler Hogan averaged 16 points per game in two starts last week. A native of Melbourne, Florida, Hogan began the week by scoring 14 points in 26 minutes in the Redhawks win over Missouri S&T (Nov. 27). Four days later, he dropped in a season-high 18 points in 28 minutes against Western Illinois (Dec. 1). For the week, Hogan shot 52 percent (13-of-25) from the field and 44.4 percent (4-of-9) from 3-point range, while dishing out four assists and collecting one steal. He ranks second on the team in scoring with 11.1 points per game and has scored double figures in five of his last six starts.

### Tolbert Notches Double-Double

Freshman forward Sage Tolbert notched the first double-double of his career when he scored 11 points and grabbed 10 rebounds against Western Illinois (Dec. 1). Tolbert shot 4-of-8 from the field in 26 minutes. He became the second Redhawk to get a double-double in as many games.

### Brewer Sinks Missouri S&T

Ledarrius Brewer turned in a double-double 20 points and career-high 11 rebounds, and made three free throws in the final seven seconds to send Southeast Missouri to a 72-69 victory over Missouri S&T (Nov. 27). Brewer picked up his first double-double of the season and second of his career. He shot 7-of-13 from the field, knocked down three 3-pointers, dished out one assist and had two steals in 34 minutes. Brewer became SEMO's first player to score 20 points in a game this season.

### Defending the Three

Southeast Missouri enters the weekend ranked 13th in the nation in 3-point field goal percentage defense. Opponents are shooting 26.3 percent against the Redhawks from behind the arc. The Redhawks rank second in the Ohio Valley Conference behind Murray State (21.2 percent) in that category.

### Where They Rank

Ledarrius Brewer ranks among Ohio Valley Conference leaders in scoring (23rd, 11.6 ppg), rebounding (13th, 6.3 ppg), defensive rebounds (8th, 5.8 rpg) and minutes played (30th, 27.6 mpg). Sage Tolbert is 11th in the conference in rebounding (6.9 rpg), 13th in defensive rebounds (4.2 rpg) and tied for eighth in offensive rebounds (2.7 rpg). Alex Caldwell ranks eighth in 3-point field goal percentage (.400) and Jonathan Dalton is eighth in assists (3.4 apg) and fifth in assist/turnover ratio (1.7). Skyler Hogan ranks tied for 15th in scoring (12.7 ppg), 15th in field goal percentage (.478), fourth in 3-point field goal percentage (.459) and 11th in 3-point field goals made (1.9 per game).

### Same Starting Five

The Redhawks have gone with the same five starters through their first nine games of the 2018-19 season. Guards Jonathan Dalton, Ledarrius Brewer and Skyler Hogan, and forwards Isaiah Gable and Sage Tolbert have started every contest. It is the first time Southeast Missouri went with the same five starters each of its first nine games of a season under head coach Rick Ray.

### First Win

Southeast Missouri picked up its first win of the season with a 102-66 pasting of NCAA Division II member Quincy (Nov. 12). Freshman Alex Caldwell scored 15 points to lead six Redhawks in double figures. Eleven different players ended up in the scoring column for SEMO, which drained 14 three-pointers and shot a blazing 62.9 percent (39-of-62) from the field. The Redhawks also finished with 22 assists and turned the ball over seven times, including only twice in the second half.



# YOUR REDHAWKS

2018-19 BASKETBALL NOTES / SOUTHERN ILLINOIS GAME

## Strong Showing in Alabama

The Redhawks wrapped up the Ungar Classic in Mobile, Alabama with a 2-1 record and second-place finish behind tournament host South Alabama. Southeast Missouri beat Jacksonville, 77-71, on Nov. 16, Chattanooga, 63-42, on Nov. 17 and fell to South Alabama, 79-58, on Nov. 19. SEMO had a three-game winning streak prior to its loss against the Jaguars.

## Hogan Named OVC Newcomer of the Week

Southeast Missouri guard Skyler Hogan was named Ohio Valley Conference Newcomer of the Week on Nov. 19. Hogan won the first OVC weekly award of his career. A transfer from Embry-Riddle, Hogan led SEMO to three victories last week, including two at the South Alabama Ungar Classic. He averaged 13.7 points and 5.3 rebounds per game, while shooting 48.4 percent (15-of-31) from the field, 58.3 percent (7-of-12) from 3-point range and a perfect 4-of-4 at the free throw line. The redshirt-junior scored in double figures all three contests. He had 12 points and three rebounds in 21 minutes against Quincy (Nov. 12) and followed that up with 14 points and seven rebounds against Jacksonville (Nov. 16). Hogan then ended the week by scoring 15 points, grabbing six rebounds and gathering two blocks in a 21-point win over Chattanooga (Nov. 17). Additionally, he committed only one turnover in 76 minutes of playing time. Austin Peay's Terry Taylor (Player) and Belmont's Nick Muszynski (Freshman) rounded out this week's honorees.

## On the Way to 100

Ledarrus Brewer is making his way closer to the 100 mark in career free throws and 3-pointers made. Brewer has drained 85 three-pointers and 86 free throws through 40 games and 36 starts as a Redhawk.

## Redhawks Win Home-Opener

With its 102-66 victory over Quincy (Nov. 12), Southeast Missouri improved to 21-6 all-time in home-openers since joining the NCAA Division I ranks in 1991-92. The Redhawks opened their home slate with a win in six of the

last seven years and posted victories in 13 of their last 16 home-opening dates.

## Century Mark

The Redhawks scored 100 points for the first time with Rick Ray as their head coach when they beat Quincy, 102-66, on Nov. 12. It was Southeast Missouri's most points in a game since it put up 118 in a 118-115 double overtime win over Murray State on Mar. 1, 2014. SEMO's previous high in points under Ray was 95 in a 96-95 overtime loss at Louisiana Tech on Nov. 13, 2017.

## The Defense Rests

Southeast Missouri ranks second in the Ohio Valley Conference in scoring defense allowing 66.3 points per game in nine contests. Chattanooga's 42 points were the fewest allowed by SEMO this season. Murray State leads the league in that category with 60.2 points per game allowed. The Redhawks are also second in field goal percentage defense (.396).

## Brewer Clears 500 Career Points

Sophomore guard Ledarrus Brewer cleared 500 career points at the Ungar Classic in Mobile, Ala. (Nov. 16, 17 & 19). Brewer, who has scored double figures seven of nine games this season, enters the weekend with 553 points and a career 13.8 points per game average.

## Cuffee and Laros Nab Career-Highs

In his first career Division I game, Khalil Cuffee scored a career-high 12 points in eight minutes off the bench against Quincy (Nov. 12). Cuffee knocked down two 3-pointers and shot 5-of-6 from the field. He also dished out one assist and had two steals. Cuffee scored the basket that gave SEMO 100 points and followed with another bucket to put the Redhawks over that mark. Laros, meanwhile, notched a career-high 13 points on 6-of-8 field goals and 1-of-2 free throws off the bench. He added three rebounds and one assist in 21 minutes.

## SHOW ME CENTER INFORMATION

### Photographers

Photographers working the floor level at the Show Me Center are required to shoot from behind the dash lines along the baselines and must sit on the floor in those areas. The Director of Strategic Communications may identify other positions off the court where photographers may work, provided the view is not blocked for fans. At no time may photographers work directly from behind the official scorer's table and team benches, and in front of any courtside signage. No tripods may be placed on or beside the court.

### Postgame Procedure

All interview requests for Southeast student-athletes must be made to a member of the Southeast Missouri Strategic Communications staff prior to the end of each game. Student-athletes will be escorted to postgame press conferences in the front meeting rooms of the Show Me Center. Media representatives are not allowed in the dressing room area. Redhawks head coach Rick Ray will address the media during press conferences after every game and the opposing head coach will be invited upon request. Ray will join press conferences immediately after his postgame radio obligation with the Redhawks Radio Network.

### Credentials

Credentials are required for entrance to the Show Me Center. To request season or single game credentials, please contact Southeast Missouri Assistant Director of Athletics for Strategic Communications Jeff Honza by phone (573) 651-2933 or email [jhonza@semo.edu](mailto:jhonza@semo.edu) / [redhawk1@me.com](mailto:redhawk1@me.com). Credentials can be picked up at the NCAA pass gate located inside the main entrance of the Show Me Center.

### Press Row

Media will be issued assigned seats course side on the north side of the Show Me Center. Press row is reserved for working media only. Professional decorum is expected at all times. Cheering or outward expression is strictly prohibited.

### Gameday Information

Game notes, rosters, statistics and other information is available on press row and in the media workroom at the Show Me Center on gamedays. Weekly releases will be published online at [GoSoutheast.com](http://GoSoutheast.com).

### Phone Lines

One phone line will be provided to the visiting team's official radio station courtesy of the Redhawks Radio Network. If additional phone lines are needed, they must be secured by calling (573) 651-2275 at least one week in advance.

### Wireless Internet

The Show Me Center is equipped with wireless internet. Please see a member of the Southeast Missouri Strategic Communications staff for login information.

# YOUR REDHAWKS



## 2018-19 BASKETBALL NOTES / SOUTHERN ILLINOIS GAME

### Caldwell off to a Good Start

Freshman point guard Alex Caldwell is off to a strong start in his rookie campaign. Caldwell scored double figures in three of his first four games at Southeast Missouri. He is third on the team in scoring with 9.7 points a game. Caldwell is also SEMO's top free throw shooter with a 93.8 percent clip (15-of-16).

### Give it Up for the Freshmen

Freshmen Alex Caldwell (87), Khalil Cuffee (19), Sage Tolbert (66), Nygal Russell (41) and Gabe McGlothan (52) combined for 246 of Southeast Missouri's 634 points through nine games. SEMO's freshmen have accounted for 39 percent of the scoring in that stretch.

### Brewer Time

Sophomore guard Ledarrius Brewer is Southeast Missouri's second-leading scorer with 11.6 points a game through nine starts this season. Brewer boasts a second-best 6.3 rebounds per contest and ranks second in 3-pointers made (14) and second in assists (19). He is presently 23rd in the Ohio Valley Conference in scoring.

### First Career Starts

Sophomore Isaiah Gable, junior Skyler Hogan and freshman Sage Tolbert made their first career starts at Saint Louis (Nov. 6). Gable scored six points, Tolbert added seven points and five rebounds, and Hogan added four points and four boards.

### Division I Debuts

Six different Redhawks, including Sage Tolbert, Skyler Hogan, Alex Caldwell, Oscar Kao, Nygal Russell and Gabe McGlothan played their first NCAA Division I game at Saint Louis (Nov. 6). Caldwell (14), Tolbert (7) and McGlothan (7), all freshmen, combined for 28 points.

### Brewer Leads the Way

Ledarrius Brewer began the season with a team-high 18 points against Saint Louis (Nov. 6). Brewer shot 7-of-17 from the field, knocked down a pair of 3-pointers, made two free throws and grabbed seven rebounds in a team-best 33 minutes. He dished out two assists and collected two steals, as well.

Brewer followed that performance up with 11 points and eight rebounds at Bradley (Nov. 10) and 10 points and four boards against Quincy (Nov. 12). Brewer has a total of 29 career double figure scoring games.

### Non-Conference Play

The Redhawks have 20 non-conference wins with Rick Ray as their head coach. Southeast Missouri's most non-conference victories in a season under Ray stand at six during both the 2016-17 and 2017-18 campaigns. SEMO ended a four-game losing streak against non-conference opponents with a 102-66 victory over Quincy (Nov. 12).

### Laros Steps Up

Mark Laros scored double figures in back-to-back games for the first time in his NCAA Division I career. Laros pitched in a career-high 13 points off the bench against Quincy (Nov. 12) and followed that up with 11 points and eight rebounds four days later vs. Jacksonville (Nov. 16). He is averaging 5.1 points and 3.7 rebounds per game through nine contests this season. Laros also went over 100 career rebounds (127).

### Brewer Lands Preseason All-OVC Honors

Sophomore guard Ledarrius Brewer was named to the 2018-19 Preseason All-Ohio Valley Conference Team on Oct. 23. A native of Meridian, Mississippi, Brewer averaged 14.5 points per game as SEMO's second-leading scorer as a freshman. He played in 31 games, made 27 starts and led the Redhawks with 71 three-pointers made. Brewer ranked 14th in the OVC in scoring, 15th in free throw percentage (.740), sixth in 3-point field goals made (2.3 per game) and 21st in minutes played (29.4 mpg). third in steals (29) as an OVC All-Newcomer selection during his rookie campaign.

### Welcome to Division I

This season marks the first year of NCAA Division I basketball for nine players on Southeast Missouri's roster. Skyler Hogan, Khalil Cuffee, Alex Caldwell, Jordan Love, Oscar Kao, Nygal Russell, Jack Lake, Sage Tolbert and Gabe McGlothan are new to the NCAA Division I scene this year. Hogan,

Caldwell, Kao, Russell, Tolbert and McGlothan saw action in their first Division I game at Saint Louis (Nov. 6).

### Fourth Year

Rick Ray is in his fourth year as Southeast Missouri's head coach. From top to bottom, SEMO has its most talented roster with Ray at the helm. The Redhawks finished their 2017-18 season with an overall record of 14-17 and 8-10 in the Ohio Valley Conference. SEMO finished seventh in the OVC standings, three spots ahead of where it was picked in the league's Preseason Poll (10th).

### Eligible for Postseason Play

The NCAA's academic and membership affairs granted Southeast Missouri full relief from all practice and competition restrictions for the 2018-19 academic year related to the team's four-year Academic Progress Rate score. Having improved their score and put in place a number of departmental enhancements, the Redhawks will be able to compete in the postseason and there will be zero restrictions this upcoming season. In 2017-18, SEMO was unable to compete in the postseason due to a NCAA Academic Progress Rate historic penalty.

### Roster Breakdown

Southeast Missouri's 15-man roster includes seven returnees and eight newcomers. The Redhawks return two starters in guards Ledarrius Brewer and Jonathan Dalton. Brewer ranked second on the team in scoring with 14.5 points per game in 31 games and 27 starts as a freshman, while Dalton started 30 games at point guard, leading the team in assists (168) and steals (38) a year ago.

### Season 112

The 2018-19 campaign marks the 112th season of Southeast Missouri basketball. It is also SEMO's 28th season at the NCAA Division I level. The Redhawks are 330-464 overall and 184-270 in the Ohio Valley Conference as a NCAA Division I program. SEMO also has 15 OVC Tournament appearances, one OVC regular-season championship (2000), one OVC Tournament title (2000) and one NCAA Tournament berth (2000) in its Division I era.

# YOUR REDHAWKS

2018-19 BASKETBALL NOTES / SOUTHERN ILLINOIS GAME

## OVC Top Five

The Redhawks ranked among the top five Ohio Valley Conference leaders in six categories last season. Southeast Missouri led the OVC in 3-point field goal percentage (.392), was second in 3-point field goals made (9.3), third in both scoring offense (76 ppg) and field goal percentage (.460), fourth in assist/turnover ratio (1.1) and fifth in assists (13.6 per game). In league games only, the Redhawks rated second in 3-point field goals made (10 per game) and third in scoring offense (76.8 ppg).

## 3-Point Record Again

Southeast Missouri drained a single-season school record 289 three-pointers in 2017-18, averaging 9.3 per game. SEMO made 10 or more 3-pointers in 15 contests. The Redhawks buried a season-best 16 three-pointers at Eastern Kentucky (Feb. 26). SEMO's 289 threes surpassed its previous record of 263 the year before. The Redhawks topped the OVC with a .392 three-point field goal percentage.

## Big Freshman Year

Guard Ledarius Brewer is looking to build on his big rookie season. Brewer is Southeast Missouri's top returning scorer, who averaged 14.5 points in 31 contests and 27 starts as a freshman. He ranked second on the team in scoring and led the Redhawks with 71 three-pointers made. Brewer ranked first on the team in blocks (16), third in steals (29) and second in assists (57). He rated 14th in the Ohio Valley Conference in scoring, 15th in free throw percentage (.740), sixth in 3-point field goals made (2.3 per game) and 21st in minutes played (29.4 mpg). Brewer scored double figures in 24 of his 27 starts.

## Running Point

Senior Jonathan Dalton is back as Southeast Missouri's starting point guard. Dalton, who hails from New Orleans, Louisiana, started 30 games and led the Redhawks in assists (168) and steals (38) last season. He also surpassed 200 assists in his career. Dalton is one of four players on this year's roster who are capable of playing the point guard spot. Fellow returnee Donnie Lewis and newcomers Oscar Kao and Alex Caldwell are the others. It's the first time under head coach Rick Ray where there have

been this many players available to play point guard.

## Season Sweeps

The Redhawks recorded three sweeps of Ohio Valley Conference opponents in 2017-18. Southeast Missouri swept SIU Edwardsville, Morehead State and Eastern Illinois. The Redhawks now have a total of five season sweeps of league opponents under head coach Rick Ray.

## Happy Birthday

A total of five players will celebrate their birthdays during the 2018-19 basketball season. Alex Caldwell (Nov. 18), Mark Laros (Dec. 10), Nygal Russell (Feb. 2), Gabe McGlothan (Mar. 3) and Donnie Lewis (Mar. 7) form that group. Here is the Redhawks entire birthday ledger.

Ledarius Brewer .....	Sept. 24, 1998
Alex Caldwell .....	Nov. 18, 1999
Khalil Cuffee .....	July 26, 1998
Jonathan Dalton .....	Mar. 26, 1997
Isaiah Gable .....	July 27, 1998
Skyler Hogan .....	June 25, 1997
Oscar Kao .....	Sept. 22, 1998
Jack Lake .....	Mar. 14, 1996
Mark Laros .....	Dec. 10, 1996
Donnie Lewis .....	Mar. 7, 1996
Jordan Love .....	June 21, 2000
Gabe McGlothan .....	Mar. 3, 1999
Nygal Russell .....	Feb. 2, 1999
Sage Tolbert .....	July 16, 1999
Quatarrius Wilson .....	June 26, 1996

## OVC Preseason Poll

Southeast Missouri was picked ninth in the 2018-19 Ohio Valley Conference Preseason Poll. The Redhawks collected 82 points in the overall voting by OVC Head Coaches and Sports Information Directors. Belmont (227 pts., 8 first-place votes) was tabbed the preseason-favorite followed by Murray State (221 pts., 9 first-place votes), Jacksonville State (211 pts., 7 first-place votes), Austin Peay (188 pts.), Tennessee Tech (135 pts.), Eastern Kentucky (118 pts.), Eastern Illinois (116 pts.), Tennessee State (101 pts.), SEMO, Morehead State (78 pts.), UT Martin (77 pts.) and SIU Edwardsville (30 pts.). Belmont guard/forward Dylan Windler was voted Preseason OVC Player of the Year.

## OVC Tournament

The Ohio Valley Conference Men's and Women's Basketball Championships will be held Mar. 6-9 at the Ford Center in Evansville, Indiana. This marks the second-straight year the event will be held at the venue. The Ford Center, which opened in 2011, is a 11,000-seat arena located in the core of Evansville's downtown district. The 290,000-square foot facility serves as home of the Evansville Thunderbolts of the Southern Professional Hockey League. The Ford Center serves as host to numerous sporting events and concerts on an annual basis. Last year No. 1 Murray State topped No. 2 Belmont on the men's side to capture its 16th OVC Tournament crown and first since 2012.

## Redhawks in the Professional Ranks

Guard Antonius Cleveland (2013-17) is with the NBA G-League's Santa Cruz Warriors. On Oct. 13, 2018, the Chicago Bulls waived Cleveland who re-joined the Golden State Warriors' G-League affiliate. Cleveland played NBA games with the Dallas Mavericks and Atlanta Hawks before returning to the NBA G-League. Forward Tyler Stone (2011-14) is in his fifth professional season overseas. Stone recently signed with BC Enisey in Krasnoyarsk, Russia.



# YOUR REDHAWKS

2018-19 BASKETBALL NOTES



► Head Coach  
► Fourth Year  
► Grand View College, 1994



## RICK RAY

**RICK RAY  
IS IN HIS FOURTH  
SEASON AT  
SOUTHEAST  
MISSOURI IN  
2018-19.**

Rick Ray has the Southeast Missouri men's basketball program moving in the right direction as the Redhawks continue to show significant

improvement under his leadership.

SEMO finished its 2017-18 season with an overall record of 14-17 and 8-10 mark in the Ohio Valley Conference. The Redhawks finished seventh in the league standings, three spots ahead of where they were picked in the preseason poll.

The Redhawks drained a single-season school record 289 three-pointers in Ray's third year as head coach last season. SEMO made 10 or more 3-pointers in 15 contests and led the

OVC with a .392 three-point field goal percentage.

Guards Denzel Mahoney and Ledarius Brewer represented SEMO on the 2017-18 All-Ohio Valley Conference teams. Mahoney earned first-team honors, while Brewer secured All-Newcomer accolades. Brewer, who ranked second on the team in scoring as a freshman, returns to the perimeter this upcoming season.

A year before that, Ray led SEMO to a +10 increase in the win column as the Redhawks were the 22nd Most Improved Team in NCAA Division I Basketball. SEMO finished at 15-18 overall and second in the Ohio Valley Conference West Division with a 9-7 mark after going 5-24 and placing last in the OVC in 2015-16.

SEMO made its 15th all-time OVC Tournament appearance with Ray winning the first game he coached at the event when the Redhawks erased a 14-point deficit to beat Tennessee State in overtime.

Statistically, SEMO made huge strides from the previous season. The Redhawks ranked among the top-five in the OVC in several categories, including steals (1st, 7.7), assist/turnover ratio (5th, 1.1) and 3-point field goals made (5th, 8.0). SEMO made its biggest jump from the 2015-16 season in turnover margin (8th to 1st), 3-point field goal percentage (last to 2nd) and free throw percentage (last to 2nd). Nationally, the Redhawks went from 331st to 49th in free throw percentage and 336th to 59th in total 3-point field goals made, while improving in many

other areas during the 2016-17 campaign.

Additionally, Ray coached a pair of All-OVC selections in guards Antonius Cleveland and Denzel Mahoney. Cleveland, who earned first-team honors, became the first SEMO player to make the national College Slam Dunk Championship and initially agreed to a deal with the Golden State Warriors. He played with both the Dallas Mavericks and Atlanta Hawks before joining the Chicago Bulls on July 23, 2018.

Mahoney was the league's Freshman of the Year, a second-team pick, All-Newcomer selection and OVC All-Tournament Team honoree. It was the first time the Redhawks had multiple All-OVC selections since 2013-14 (Tyler Stone, Jarekious Bradley).

Following the 2016-17 campaign, Ray received a two-year contract extension that runs through the 2020-21 season.

Ray was introduced as the 20th head coach in SEMO men's basketball history on April 13, 2015. He is the first African-American head coach in the 111-year history of the program.

A tireless worker, Ray is structuring his program to achieve success both on the court and in the classroom.

In his first summer on the job, Ray challenged his players to excel academically and they did so by accumulating a 3.38 grade point average, the program's highest in a summer term.

Twelve of the 15 players enrolled in summer classes posted a 3.0 or higher GPA. To





# YOUR REDHAWKS

## 2018-19 BASKETBALL NOTES

take it even further, Ray convinced other players to remain on campus and finish what they started. As a result, seven players graduated. Nino Johnson, Jarekious Bradley, Darrian Gray and J.J. Thompson, along with former players Corey Wilford, Waylon Jones and Dainmon Gonner all earned their bachelor degrees.

The next summer, the Redhawks recorded a 3.33 GPA with six players achieving a 4.0 and 11 notching a 3.0 or higher GPA.

In Fall, 2017, SEMO's men's basketball team made the biggest improvement of all Redhawk athletic teams from the previous Fall, 2016 semester when it raised its grade point average .613 points to a 3.08. That fall, the basketball team was the only men's sport that registered a 3.0 GPA.

Ray's 2015-16 team was the first to play in a newly-renovated Show Me Center, which has served as home to Redhawk Basketball since 1987.

One of the best basketball arenas in the OVC, the Show Me Center received a new state-of-the-art center-hung video board, brand new telescopic seating, a new exterior roof and additional improvements to lighting and sound systems. All renovations were completed for the 2015-16 campaign.

Prior to SEMO, Ray spent three seasons as head coach at Mississippi State. He led the Bulldogs to a 2-2 mark in the SEC Tournament, including an upset win against Vanderbilt in 2013-14. Ray helped the development of two All-SEC

freshmen in Craig Sword and Gavin Ware, as his recruiting classes received national attention. In addition, Ray had a 100 percent graduation rate during his tenure at MSU.

Certainly no stranger to NCAA postseason play, Ray has been an assistant at three different institutions that enjoyed success at the highest level.

Before arriving in Starkville, Mississippi, Ray spent two seasons at Clemson, where he was associate head coach to Brad Brownell. Ray also spent four successful years on the staff of Matt Painter at Purdue. He began his Division I coaching career at Indiana State, serving seven seasons.

All three programs participated in the NCAA Tournament. While at Clemson coaching in the highly-competitive Atlantic Coast Conference, the Tigers won 38 games during Ray's two-year stint as associate head coach. In 2010-11, the Tigers finished the year with a 22-12 overall record and 9-7 mark in the ACC en route to making the NCAA Tournament for the fourth-straight season. Clemson advanced to the second round of the tournament that year.

Ray was an assistant coach from 2006-10 under Painter at Purdue, where the Boilermakers won 103 games during his first four years on staff, including 15 victories over Top 25 competition. During his tenure, Purdue advanced to the NCAA Tournament each season and made the Sweet 16 his last two years there.

In 2009, the Boilermakers won the Big Ten Tournament and secured a No. 5 seed in the NCAA Tournament. A year later, Ray helped the Boilermakers to 29 wins, tied for the most in Purdue history for a single season. Purdue earned a No. 4 seed and lost in the round of 16 to eventual NCAA champion Duke during the 2010 NCAA Tournament.

Ray was part of the 2006-07 Purdue staff that signed arguably the top class in school history, a group that was rated No. 5 nationally by Scout.com and No. 6 by Rivals.com. That class included All-Americans Robbie Hummel and JaJuan Johnson and current NBA player E'Twaun Moore.

While at Purdue, Ray was on Painter's staff that also included Cuonzo Martin, who recently completed his second season at Cal, and Paul Lusk, who is head coach at Missouri State.

Ray coached at Missouri Valley Conference member Indiana State for a period of seven years (1997-2004), helping ISU to consecutive 20-win seasons and NCAA Tournament appearances in 1999-2000 and 2000-01. In 1999-2000, the Sycamores compiled a 14-4 record in the MVC and won the regular season title. ISU then won the MVC Tournament the following season. The Sycamores later upset No. 4 seed Oklahoma in the first round of the 2001 NCAA Tournament. In addition, Ray was part of the ISU staff that defeated perennial power Indiana in back-to-back seasons.

Following his time at ISU, Ray spent two seasons (2004-06) as an assistant coach and recruiting coordinator at Northern Illinois. In 2005-06, the Huskies were regular season Western Division champions in the Mid-American Conference for the first time in school history with a 17-11 overall record and 12-6 ledger in the MAC.

Ray began his coaching career as a graduate assistant at the University of Nebraska-Omaha, a Division II program. He helped orchestrate a seven-win turnaround during his second season in 1996-97.

A standout player for Grand View College (Iowa), Ray was an All-American Scholar-Athlete and honorable mention all-conference performer in 1993.

He earned his undergraduate degree in applied mathematics and secondary education from Grand View in 1994. Ray received his master's degree in athletic administration from Nebraska-Omaha in 1997.

Those type of heralded credentials helped Ray make the transition to head coach.

In 2013, he was the recipient of Grand View's Distinguished Alumni Award.

Born in Gardena, California, Ray moved to Kansas City, Kansas with his family when he was six years old.

Ray and his wife, Breyana, have two sons, Deacon and Mason, and a daughter, Katriece.

# YOUR REDHAWKS

2018-19 BASKETBALL NOTES

## RAY YEAR-BY-YEAR RECORDS

Year	School	Assignment	Record	Conference	Postseason
1995-96	Nebraska-Omaha	Graduate Assistant	-	-	-
1996-97	Nebraska-Omaha	Graduate Assistant	-	-	-
1997-98	Indiana State	Assistant Coach	16-11	10-8	-
1998-99	Indiana State	Assistant Coach	15-12	10-8	-
1999-2000	Indiana State	Assistant Coach	22-10	14-4	NCAA Tournament First Round
2000-01	Indiana State	Assistant Coach	22-12	10-8	NCAA Tournament Second Round
2001-02	Indiana State	Assistant Coach	6-22	4-14	-
2002-03	Indiana State	Assistant Coach	7-24	2-16	-
2003-04	Indiana State	Assistant Coach	9-19	5-13	-
2004-05	Northern Illinois	Assistant Coach	11-17	7-11	-
2005-06	Northern Illinois	Assistant Coach	17-11	12-6	-
2006-07	Purdue	Assistant Coach	22-12	9-7	NCAA Tournament Second Round
2007-08	Purdue	Assistant Coach	25-9	15-3	NCAA Tournament Second Round
2008-09	Purdue	Assistant Coach	27-10	11-7	NCAA Tournament Sweet 16
2009-10	Purdue	Assistant Coach	29-6	14-4	NCAA Tournament Sweet 16
2010-11	Clemson	Associate Head Coach	22-12	9-7	NCAA Tournament Second Round
2011-12	Clemson	Associate Head Coach	16-15	8-8	-
2012-13	Mississippi State	Head Coach	10-22	4-14	-
2013-14	Mississippi State	Head Coach	14-19	3-15	-
2014-15	Mississippi State	Head Coach	13-19	6-12	-
2015-16	Southeast Missouri	Head Coach	5-24	2-14	-
2016-17	Southeast Missouri	Head Coach	15-18	9-7	OVC Tournament Quarterfinals
2017-18	Southeast Missouri	Head Coach	14-17	8-10	-
2018-19	Southeast Missouri	Head Coach	5-4	0-0	-

**Career Record:** 76-123 (7 years)

Record at Southeast Missouri: 39-63, 19-31 OVC (4 years)

Record at Mississippi State: 37-60, 13-41 SEC (3 years)

Record as a college assistant/associate head coach: 266-202

# YOUR REDHAWKS


2018-19 BASKETBALL NOTES



**0 ALEX CALDWELL**  
G / 6-0 / 170 / Fr.  
Columbia, S.C.



**1 KHALIL CUFFEE**  
G / 6-4 / 210 / R-Fr.  
Fairburn, Ga.




**2 JORDAN LOVE**  
G / 6-5 / 165 / Fr.  
Durham, N.C.



**3 SKYLER HOGAN**  
G / 6-5 / 213 / Jr.  
Melbourne, Fla.




**4 OSCAR KAO**  
G / 6-0 / 175 / So.  
Taipei, Taiwan




**5 JONATHAN DALTON**  
G / 5-10 / 155 / Sr.  
New Orleans, La.




**11 NYGAL RUSSELL**  
G / 6-4 / 195 / R-Fr.  
Houston, Texas



**13 ISAIAH GABLE**  
F / 6-7 / 195 / So.  
Greenville, Ohio




**14 QUATARRUS WILSON**  
F / 6-8 / 200 / Sr.  
Mobile, Ala.



**15 DONNIE LEWIS**  
G / 6-1 / 170 / Sr.  
Lexington, Ky.



**22 JACK LAKE**  
C / 6-8 / 215 / Sr.  
Jackson, Mo.




**23 SAGE TOLBERT**  
F / 6-8 / 200 / Fr.  
Richmond, Texas



**25 LEDARRUS BREWER**  
G / 6-5 / 200 / So.  
Meridian, Miss.



**30 GABE MCGLOTHLIN**  
F / 6-7 / 225 / Fr.  
Gilbert, Ariz.



**42 MARK LAROS**  
C / 6-10 / 223 / Sr.  
Hengelo, Netherlands



**RICK RAY**  
Head Coach  
Fourth Season



**ADAM GORDON**  
Associate Head Coach  
Fourth Season



**NICK LAGROONE**  
Assistant Coach  
Fourth Season



**KEITH PICKENS**  
Assistant Coach  
First Season



**KEVIN KOZAN**  
Graduate Assistant  
First Season



**AL MYERS**  
Director of Operations  
First Season



# YOUR REDHAWKS

## 2018-19 BASKETBALL NOTES



### 2018-19 Southeast Missouri Basketball Southeast Missouri Combined Team Statistics (as of Dec 04, 2018) All games



RECORD:	OVERALL	HOME	AWAY	NEUTRAL
ALL GAMES	5-4	2-1	1-3	2-0
CONFERENCE	0-0	0-0	0-0	0-0
NON-CONFERENCE	5-4	2-1	1-3	2-0

#	Player	gp-gs	min	avg	Total		3-Point		F-Throw		Rebounds				pf	dq	a	to	blk	stl	pts	avg
					fg-fga	fg%	3fg-fga	3fg%	ft-fa	ft%	off	def	tot	avg								
03	HOGAN, Skyler	9-9	243	27.0	44-92	.478	17-37	.459	9-10	.900	9	24	33	3.7	17	0	10	10	5	4	114	12.7
25	BREWER, Ledarius	9-9	248	27.6	39-118	.331	14-56	.250	12-19	.632	5	52	57	6.3	24	2	19	28	1	7	104	11.6
00	CALDWELL, Alex	9-0	174	19.3	30-65	.462	12-30	.400	15-16	.938	5	18	23	2.6	14	0	18	9	4	10	87	9.7
23	TOLBERT, Sage	9-9	198	22.0	26-54	.481	1-4	.250	13-22	.591	24	38	62	6.9	30	2	3	23	5	6	66	7.3
30	MCGLOTHAN, Gabe	9-0	190	21.1	20-52	.385	4-20	.200	8-12	.667	15	34	49	5.4	26	0	11	8	8	5	52	5.8
13	GABLE, Isaiah	9-9	176	19.6	15-46	.326	11-35	.314	6-9	.667	2	22	24	2.7	18	0	10	8	3	3	47	5.2
05	DALTON, Jonathan	9-9	218	24.2	14-31	.452	6-12	.500	13-17	.765	2	19	21	2.3	13	0	31	18	1	5	47	5.2
42	LAROS, Mark	9-0	135	15.0	19-32	.594	1-3	.333	7-11	.636	16	17	33	3.7	13	0	1	9	1	3	46	5.1
01	CUFFEE, Khalil	4-0	16	4.0	7-12	.583	4-9	.444	1-4	.250	0	1	1	0.3	4	0	1	3	0	2	19	4.8
11	RUSSELL, Nygal	9-0	144	16.0	16-39	.410	3-11	.273	6-11	.545	4	27	31	3.4	19	1	12	10	0	5	41	4.6
04	KAO, Oscar	6-0	26	4.3	5-11	.455	1-5	.200	0-0	.000	1	0	1	0.2	3	0	4	2	0	0	11	1.8
15	LEWIS, Donnie	6-0	32	5.3	0-0	.000	0-0	.000	0-0	.000	0	1	1	0.2	4	0	3	0	0	1	0	0.0
Team											18	10	28				1					
Total.....		9	1800		235-552	.426	74-222	.333	90-131	.687	101	263	364	40.4	185	5	123	129	28	51	634	70.4
Opponents.....		9	1800		207-523	.396	60-228	.263	123-191	.644	92	232	324	36.0	137	-	116	115	32	54	597	66.3

TEAM STATISTICS	SEMO	OPP
SCORING	634	597
Points per game	70.4	66.3
Scoring margin	+4.1	-
FIELD GOALS-ATT	235-552	207-523
Field goal pct	.426	.396
3 POINT FG-ATT	74-222	60-228
3-point FG pct	.333	.263
3-pt FG made per game	8.2	6.7
FREE THROWS-ATT	90-131	123-191
Free throw pct	.687	.644
F-Throws made per game	10.0	13.7
REBOUNDS	364	324
Rebounds per game	40.4	36.0
Rebounding margin	+4.4	-
ASSISTS	123	116
Assists per game	13.7	12.9
TURNOVERS	129	115
Turnovers per game	14.3	12.8
Turnover margin	-1.6	-
Assist/turnover ratio	1.0	1.0
STEALS	51	54
Steals per game	5.7	6.0
BLOCKS	28	32
Blocks per game	3.1	3.6
ATTENDANCE	2239	13669
Home games-Avg/Game	3-746	4-3417
Neutral site-Avg/Game	-	2-0

Score by Periods	1st	2nd	Totals
Southeast Missouri	288	346	634
Opponents	275	322	597

Date	Opponent		Score	Att.
11-06-18	at Saint Louis	L	65-75	6028
11-10-18	at Bradley	L	57-68	5181
11-12-18	QUINCY	w	102-66	768
! 11-16-18	vs Jacksonville	w	77-71	0
! 11-17-18	vs Chattanooga	w	63-42	0
! 11-19-18	at South Alabama	L	58-79	1482
11-27-18	MISSOURI S&T	w	72-69	650
12-01-18	WESTERN ILLINOIS	L	63-70	821
12-04-18	at Mississippi Valley State	w	77-57	978

\* = Conference game

! = South Alabama Tournament - Mobile, Ala.



# YOUR REDHAWKS

2018-19 BASKETBALL NOTES



## 2017-18 Southeast Missouri Basketball Southeast Missouri Combined Team Statistics (as of Feb 24, 2018) Conference games only



RECORD:	OVERALL	HOME	AWAY	NEUTRAL
ALL GAMES	8-10	4-5	4-5	0-0
CONFERENCE	8-10	4-5	4-5	0-0
NON-CONFERENCE	0-0	0-0	0-0	0-0

#	Player	gp-gs	min	avg	Total		3-Point		F-Throw		Rebounds				pf	dq	a	to	blk	stl	pts	avg
					fg-fga	fg%	3fg-fga	3fg%	ft-fa	ft%	off	def	tot	avg								
34	MAHONEY, Denzel	18-18	584	32.4	101-230	.439	44-110	.400	110-129	.853	33	70	103	5.7	56	2	25	31	2	21	356	19.8
25	BREWER, Ledarius	18-18	570	31.7	98-224	.438	47-132	.356	56-75	.747	8	66	74	4.1	34	1	19	36	11	16	299	16.6
23	SIMMONS, Daniel	18-9	469	26.1	81-165	.491	28-61	.459	41-63	.651	7	68	75	4.2	46	1	29	41	2	20	231	12.8
20	CARPENTER, Justin	18-16	387	21.5	53-106	.500	3-10	.300	28-44	.636	33	40	73	4.1	52	0	9	21	5	6	137	7.6
05	DALTON, Jonathan	18-18	598	33.2	36-77	.468	15-38	.395	23-36	.639	10	31	41	2.3	37	1	101	38	0	22	110	6.1
04	VRANES, Milos	17-7	310	18.2	31-70	.443	20-48	.417	9-16	.563	14	41	55	3.2	35	1	9	25	2	7	91	5.4
13	GABLE, Isaiah	4-0	47	11.8	7-17	.412	2-9	.222	3-4	.750	5	6	11	2.8	5	0	2	1	0	0	19	4.8
03	KOWALSKI, Ray	14-0	207	14.8	20-43	.465	17-35	.486	4-4	1.000	1	11	12	0.9	11	0	7	11	0	3	61	4.4
42	LAROS, Mark	18-2	260	14.4	28-43	.651	0-4	.000	2-7	.286	21	36	57	3.2	25	0	7	18	5	4	58	3.2
15	LEWIS, Donnie	18-2	193	10.7	5-11	.455	4-8	.500	6-13	.462	3	14	17	0.9	20	0	31	12	0	5	20	1.1
Team											18	37	55		2			4				
Total.....		18	3625		460-986	.467	180-455	.396	282-391	.721	153	420	573	31.8	323	6	239	238	27	104	1382	76.8
Opponents.....		18	3625		506-1055	.480	155-419	.370	257-352	.730	182	439	621	34.5	335	-	244	229	63	97	1424	79.1

TEAM STATISTICS	SEMO	OPP
SCORING	1382	1424
Points per game	76.8	79.1
Scoring margin	-2.3	-
FIELD GOALS-ATT	460-986	506-1055
Field goal pct	.467	.480
3 POINT FG-ATT	180-455	155-419
3-point FG pct	.396	.370
3-pt FG made per game	10.0	8.6
FREE THROWS-ATT	282-391	257-352
Free throw pct	.721	.730
F-Throws made per game	15.7	14.3
REBOUNDS	573	621
Rebounds per game	31.8	34.5
Rebounding margin	-2.7	-
ASSISTS	239	244
Assists per game	13.3	13.6
TURNOVERS	238	229
Turnovers per game	13.2	12.7
Turnover margin	-0.5	-
Assist/turnover ratio	1.0	1.1
STEALS	104	97
Steals per game	5.8	5.4
BLOCKS	27	63
Blocks per game	1.5	3.5
ATTENDANCE	12539	18745
Home games-Avg/Game	9-1393	9-2083
Neutral site-Avg/Game	-	0-0

Score by Periods	1st	2nd	OT	Totals
Southeast Missouri	634	741	7	1382
Opponents	662	759	3	1424

Date	Opponent	Score	Att.
* 12-28-17	BELMONT	L 72-94	1310
* 12-31-17	TENNESSEE STATE	w 77-65	615
* 01-04-18	at Murray St.	L 73-89	2728
* 01-06-18	at Austin Peay	L 71-76	1825
* 01-11-18	MOREHEAD STATE	w 78-75	915
* 01-13-18	EASTERN KENTUCKY	L 86-91	1206
* 01-18-18	at SIUE	w 86-74	1147
* 01-20-18	at Eastern Illinois	w 86-74	1369
* 01-25-18	at Tennessee Tech	L 65-76	1936
* 01-27-18	at Jacksonville State	L 60-78	2688
* 02-01-18	MURRAY STATE	L 75-87	2035
* 02-03-18	AUSTIN PEAY	L 81-96	2234
* 02-08-18	at Morehead State	w 78-62	3315
* 02-10-18	at UT Martin	Wot 81-77	1897
* 02-15-18	EASTERN ILLINOIS	w 80-73	825
* 02-17-18	SIUE	w 79-74	1697
* 02-22-18	at Eastern Kentucky	L 88-91	1840
* 02-24-18	UT MARTIN	L 66-72	1702

\* = Conference game  
\$ = Cancun Challenge

# YOUR REDHAWKS

## 2018-19 BASKETBALL NOTES

### Comparison Game-by-Game (Southeast Missouri/Opponent)

Opponent	1st	2nd	Score	Mar	Total FG	FG Pct	3-Pointers	3FG Pct	Free Throws	FT Pct	Rebounds (Mar)	Assist	T/Over	Block	Steal	Fouls
Saint Louis	24/40	41/35	65-75	(10)	25-58/26-54	.431/.481	7-17/4-25	.412/.160	8-10/19-33	.800/.576	31/39 (8)	14/16	16/14	1/4	4/9	28/15
Bradley	23/31	34/37	57-68	(11)	18-57/29-49	.316/.388	4-23/8-23	.174/.348	17-25/22-32	.680/.688	40/37 +3	9/14	15/13	2/6	3/9	28/23
Quincy	53/32	49/34	102-66	+36	39-62/23-62	.629/.371	14-28/5-21	.500/.238	10-14/15-10	.714/.750	34/31 +3	22/11	7/12	2/2	7/2	21/14
Jacksonville	33/32	44/39	77-71	+6	26-65/31-72	.400/.431	9-25/6-28	.360/.214	16-20/3-5	.800/.600	49/35 +14	14/21	15/11	3/8	2/7	14/20
UT Chattanooga	26/17	37/25	63-42	+21	25-56/15-59	.446/.254	5-17/6-36	.294/.167	8-10/6-10	.800/.600	43/34 +9	10/7	17/13	3/0	5/4	16/14
South Alabama	30/39	28/40	58-79	(21)	21-62/27-57	.339/.474	6-28/13-34	.214/.382	10-16/12-21	.625/.571	46/32 +14	13/19	15/8	2/4	4/6	17/18
Missouri S&T	39/32	33/37	72-69	+3	29-59/24-60	.492/.400	8-24/8-26	.333/.308	6-13/13-19	.462/.684	41/33 +8	12/9	22/16	2/1	11/8	18/12
Western Illinois	27/27	36/43	63-70	(7)	23-66/24-52	.348/.462	9-31/8-20	.290/.400	8-10/14-17	.800/.824	36/39 (3)	14/11	10/14	4/4	8/3	17/12
Mississippi Valley State	33/25	44/32	77-57	+20	29-67/18-58	.433/.310	12-29/2-15	.414/.133	7-13/19-34	.538/.559	44/44 -	15/8	12/14	9/3	7/6	26/9
Southern Illinois																
The Citadel																
Florida State																
Abilene Christian																
SIU Edwardsville																
UT Martin																
Austin Peay																
Murray State																
Morehead State																
Eastern Kentucky																
SIU Edwardsville																
Eastern Illinois																
Belmont																
Tennessee State																
Tennessee Tech																
Jacksonville State																
UT Martin																
Eastern Illinois																
Austin Peay																
Murray State																
Tennessee State																
Belmont																

### Points in the Paint, Second Chance Points, Points Off Turnovers, Fastbreak Points, Bench Points

Opponent	W/L	POINTS IN THE PAINT		2ND CHANCE POINTS		POINTS OFF TURNOVERS		FAST BREAK POINTS		BENCH POINTS	
		SEMO	OPP.	SEMO	OPP.	SEMO	OPP.	SEMO	OPP.	SEMO	OPP.
Saint Louis	L	26	34	6	22	12	23	18	17	23	24
Bradley	L	24	22	11	7	15	17	2	10	16	16
Quincy	W	36	32	10	12	12	11	8	2	58	22
Jacksonville	W	30	40	17	8	10	15	11	13	36	19
UT Chattanooga	W	32	10	2	2	8	12	23	4	19	7
South Alabama	L	28	24	14	3	4	18	6	19	23	24
Missouri S&T	W	36	30	11	13	15	13	6	4	27	6
Western Illinois	L	22	24	2	8	9	10	2	0	25	5
Mississippi Valley State	W	28	22	12	13	17	12	4	4	27	22
Southern Illinois											
The Citadel											
Florida State											
Abilene Christian											
SIU Edwardsville											
UT Martin											
Austin Peay											
Murray State											
Morehead State											
Eastern Kentucky											
SIU Edwardsville											
Eastern Illinois											
Belmont											
Tennessee State											
Tennessee Tech											
Jacksonville State											
UT Martin											
Eastern Illinois											
Austin Peay											
Murray State											
Tennessee State											
Belmont											

# YOUR REDHAWKS

2018-19 BASKETBALL NOTES

## Game-by-Game Leaders

Opponent	W/L	Score	Points	Rebounds	Assists	Blocks	Steals
Saint Louis	L	65-75	Brewer - 18	Brewer - 7	Caldwell - 4	Gable - 1	Brewer - 2
Bradley	L	57-68	Tolbert - 13	Brewer, Tolbert - 8	Dalton, Brewer - 3	Tolbert, McGlothan - 1	Caldwell, McGlothan, Laros - 1
Quincy	W	102-66	Caldwell - 15	Brewer, Tolbert - 4	Kao - 4	Gable, Brewer - 1	Cuffee - 2
Jacksonville	W	77-71	Caldwell - 17	Hogan, Brewer - 7	Brewer - 6	Tolbert, Caldwell, McGlothan - 1	Caldwell, Laros - 1
UT Chattanooga	W	63-42	Hogan - 15	Tolbert - 10	Brewer - 4	Hogan - 2	Tolbert, Caldwell - 2
South Alabama	L	79-58	Tolbert - 11	Laros - 9	Dalton - 7	Gable, McGlothan - 1	Hogan, Dalton, Brewer, Russell - 1
Missouri S&T	W	72-69	Brewer - 20	Brewer - 11	Caldwell - 4	Caldwell, McGlothan - 1	Caldwell - 3
Western Illinois	L	63-70	Hogan - 18	Tolbert - 10	Hogan, Caldwell - 3	Caldwell - 2	Brewer - 2
Mississippi Valley State	W	77-57	Hogan - 25	Tolbert - 11	Hogan, Dalton - 4	McGlothan - 4	Gable, Tolbert, Hogan, Dalton, Caldwell, Russell, McGlothan - 1

Southern Illinois  
The Citadel  
Florida State  
Abilene Christian  
SIU Edwardsville  
UT Martin  
Austin Peay  
Murray State  
Morehead State  
Eastern Kentucky  
SIU Edwardsville  
Eastern Illinois  
Belmont  
Tennessee State  
Tennessee Tech  
Jacksonville State  
UT Martin  
Eastern Illinois  
Austin Peay  
Murray State  
Tennessee State  
Belmont

## Game-by-Game Starters

Opponent	W/L	Score	Guard	Guard	Guard	Forward	Forward/Center	First Man Off the Bench
Saint Louis	L	65-75	Dalton	Hogan	Brewer	Gable	Tolbert, F	McGlothan, 7 pts., 6 reb., 26 min.
Bradley	L	57-68	Dalton	Hogan	Brewer	Gable	Tolbert, F	McGlothan, 3 pts., 3 reb., 16 min.
Quincy	W	102-66	Dalton	Hogan	Brewer	Gable	Tolbert, F	Caldwell, 15 pts., 3 reb., 2 assists, 21 min.
Jacksonville	W	77-71	Dalton	Hogan	Brewer	Gable	Tolbert, F	Laros, 11 pts., 8 reb., 1 steal, 19 min.
UT Chattanooga	W	63-42	Dalton	Hogan	Brewer	Gable	Tolbert, F	Caldwell, 7 pts., 3 reb., 19 min.
South Alabama	L	58-79	Dalton	Hogan	Brewer	Gable	Tolbert, F	McGlothan, 7 pts., 5 reb., 23 min.
Missouri S&T	W	72-69	Dalton	Hogan	Brewer	Gable	Tolbert, F	McGlothan, 9 pts., 9 reb., 27 min.
Western Illinois	L	63-70	Dalton	Hogan	Brewer	Gable	Tolbert, F	Caldwell, 11 pts., 3 assists, 2 blocks, 17 min.
Mississippi Valley State	W	77-57	Dalton	Hogan	Brewer	Gable	Tolbert, F	McGlothan, 11 pts., 8 reb., 3 assists, 4 blocks, 27 min.

Southern Illinois  
The Citadel  
Florida State  
Abilene Christian  
SIU Edwardsville  
UT Martin  
Austin Peay  
Murray State  
Morehead State  
Eastern Kentucky  
SIU Edwardsville  
Eastern Illinois  
Belmont  
Tennessee State  
Tennessee Tech  
Jacksonville State  
UT Martin  
Eastern Illinois  
Austin Peay  
Murray State  
Tennessee State  
Belmont

## Starting Lineup Combinations

Record	Guard	Guard	Guard	Forward	Forward/Center
5-4	Dalton	Hogan	Brewer	Gable	Tolbert, F

# YOUR REDHAWKS

## 2018-19 BASKETBALL NOTES

	Score	FG-A	Pct.	3FG-A	Pct.	FT-A	Pct.	OFF	DEF	Total	E	A	TO	B	S
<b>Southeast Missouri</b>	<b>L, 65-75</b>	<b>25-58</b>	<b>.431</b>	<b>7-17</b>	<b>.412</b>	<b>8-10</b>	<b>.800</b>	<b>6</b>	<b>25</b>	<b>31</b>	<b>28</b>	<b>14</b>	<b>16</b>	<b>1</b>	<b>4</b>
Saint Louis		26-54	.481	4-25	.160	19-33	.576	11	28	39	15	16	14	4	9
<b>Southeast Missouri</b>	<b>L, 57-68</b>	<b>18-57</b>	<b>.316</b>	<b>4-23</b>	<b>.174</b>	<b>17-25</b>	<b>.680</b>	<b>14</b>	<b>26</b>	<b>40</b>	<b>28</b>	<b>9</b>	<b>15</b>	<b>2</b>	<b>3</b>
Bradley		19-49	.388	8-23	.348	22-32	.688	9	28	37	23	14	13	6	9
<b>Southeast Missouri</b>	<b>W, 102-66</b>	<b>39-62</b>	<b>.629</b>	<b>14-28</b>	<b>.500</b>	<b>10-14</b>	<b>.714</b>	<b>6</b>	<b>28</b>	<b>34</b>	<b>21</b>	<b>22</b>	<b>7</b>	<b>2</b>	<b>7</b>
Quincy		23-62	.371	5-21	.238	15-20	.750	12	19	31	14	11	12	2	2
<b>Southeast Missouri</b>	<b>W, 77-71</b>	<b>26-65</b>	<b>.400</b>	<b>9-25</b>	<b>.360</b>	<b>16-20</b>	<b>.800</b>	<b>17</b>	<b>32</b>	<b>49</b>	<b>14</b>	<b>14</b>	<b>15</b>	<b>3</b>	<b>2</b>
Jacksonville		31-72	.431	6-28	.214	3-5	.600	11	24	35	20	21	11	8	7
<b>Southeast Missouri</b>	<b>W, 63-42</b>	<b>25-56</b>	<b>.446</b>	<b>5-17</b>	<b>.294</b>	<b>8-10</b>	<b>.800</b>	<b>7</b>	<b>36</b>	<b>43</b>	<b>16</b>	<b>10</b>	<b>17</b>	<b>3</b>	<b>5</b>
UT Chattanooga		15-59	.254	6-36	.167	6-10	.600	9	25	34	14	7	13	0	4
<b>Southeast Missouri</b>	<b>L, 58-79</b>	<b>21-62</b>	<b>.339</b>	<b>6-28</b>	<b>.214</b>	<b>10-16</b>	<b>.625</b>	<b>16</b>	<b>30</b>	<b>46</b>	<b>17</b>	<b>13</b>	<b>15</b>	<b>2</b>	<b>4</b>
South Alabama		27-57	.474	13-34	.382	12-21	.571	4	28	32	18	19	8	4	6
<b>Southeast Missouri</b>	<b>W, 72-69</b>	<b>29-59</b>	<b>.492</b>	<b>8-24</b>	<b>.333</b>	<b>6-13</b>	<b>.462</b>	<b>11</b>	<b>30</b>	<b>41</b>	<b>18</b>	<b>12</b>	<b>22</b>	<b>2</b>	<b>11</b>
Missouri S&T		24-60	.400	8-26	.308	13-19	.684	11	22	33	12	9	16	1	8
<b>Southeast Missouri</b>	<b>L, 63-70</b>	<b>23-66</b>	<b>.348</b>	<b>9-31</b>	<b>.290</b>	<b>8-10</b>	<b>.800</b>	<b>11</b>	<b>25</b>	<b>36</b>	<b>17</b>	<b>14</b>	<b>10</b>	<b>4</b>	<b>8</b>
Western Illinois		24-52	.462	8-20	.400	14-17	.824	7	32	39	12	11	14	4	3
<b>Southeast Missouri</b>	<b>W, 77-57</b>	<b>29-67</b>	<b>.433</b>	<b>12-29</b>	<b>.414</b>	<b>7-13</b>	<b>.538</b>	<b>13</b>	<b>31</b>	<b>44</b>	<b>26</b>	<b>15</b>	<b>12</b>	<b>9</b>	<b>7</b>
Mississippi Valley State		18-58	.310	2-15	.133	19-34	.559	18	26	44	9	8	14	3	6
<b>Southeast Missouri</b>															
Southern Illinois															
<b>Southeast Missouri</b>															
The Citadel															
<b>Southeast Missouri</b>															
Florida State															
<b>Southeast Missouri</b>															
Abilene Christian															
<b>Southeast Missouri</b>															
SIU Edwardsville															
<b>Southeast Missouri</b>															
UT Martin															
<b>Southeast Missouri</b>															
Austin Peay															
<b>Southeast Missouri</b>															
Murray State															
<b>Southeast Missouri</b>															
Morehead State															
<b>Southeast Missouri</b>															
Eastern Kentucky															
<b>Southeast Missouri</b>															
SIU Edwardsville															
<b>Southeast Missouri</b>															
Eastern Illinois															
<b>Southeast Missouri</b>															
Belmont															
<b>Southeast Missouri</b>															
Tennessee State															
<b>Southeast Missouri</b>															
Tennessee Tech															
<b>Southeast Missouri</b>															
Jacksonville State															
<b>Southeast Missouri</b>															
UT Martin															
<b>Southeast Missouri</b>															
Eastern Illinois															
<b>Southeast Missouri</b>															
Austin Peay															
<b>Southeast Missouri</b>															
Murray State															
<b>Southeast Missouri</b>															
Tennessee State															
<b>Southeast Missouri</b>															
Belmont															



# YOUR REDHAWKS

2018-19 BASKETBALL NOTES

## GAME-BY-GAME LEADERS SUMMARY (# OF GAMES)

### Points

Skyler Hogan	3
Sage Tolbert	2
Alex Caldwell	2
Ledarius Brewer	2

### Rebounds

Sage Tolbert	5
Ledarius Brewer	4
Mark Laros	2

### Assists

Ledarius Brewer	3
Jonathan Dalton	3
Alex Caldwell	2
Skyler Hogan	2
Oscar Kao	1

### Blocks

Gabe McGlothan	5
Isaiah Gable	3
Alex Caldwell	3
Sage Tolbert	2
Ledarius Brewer	1
Skyler Hogan	1

### Steals

Alex Caldwell	5
Ledarius Brewer	3
Mark Laros	2
Gabe McGlothan	2
Sage Tolbert	2
Skyler Hogan	2
Jonathan Dalton	2
Nygal Russell	2
Khalil Cuffee	1
Isaiah Gable	1

### Dunks (# for 2018-19 Season)

Sage Tolbert	6
Ledarius Brewer	5
Gabe McGlothan	4
Mark Laros	2
Nygal Russell	2
Khalil Cuffee	1
Skyler Hogan	1
Isaiah Gable	1

### Games Played/Started

	2018-19	Career
Jonathan Dalton	9/9	70/40
Ledarius Brewer	9/9	40/36
Donnie Lewis	6/0	37/2
Mark Laros	9/0	36/7
Isaiah Gable	9/9	24/9
Sage Tolbert	9/9	9/9
Skyler Hogan	9/9	9/9
Alex Caldwell	9/0	9/0
Nygal Russell	9/0	9/0
Gabe McGlothan	9/0	9/0
Oscar Kao	6/0	6/0
Khalil Cuffee	4/0	4/0

## CAREER LEDGER

### Double-Digit Point Games

	2018-19	Career
Ledarius Brewer	7	29
Skyler Hogan	6	6
Jonathan Dalton	-	5
Mark Laros	2	4
Alex Caldwell	3	3
Sage Tolbert	2	2
Khalil Cuffee	1	1
Nygal Russell	1	1
Isaiah Gable	1	1
Gabe McGlothan	1	1

### Double-Digit Rebound Games

	2018-19	Career
Sage Tolbert	3	3
Ledarius Brewer	1	2
Isaiah Gable	-	1

### 20+ Point Games

	2018-19	Career
Ledarius Brewer	1	5
Skyler Hogan	1	1

### 8+ Rebound Games

	2018-19	Career
Mark Laros	2	5
Sage Tolbert	4	4
Ledarius Brewer	2	4
Gabe McGlothan	2	2
Isaiah Gable	-	1

### 5+ Assist Games

	2018-19	Career
Jonathan Dalton	1	4
Ledarius Brewer	1	1

### 3+ Steal Games

	2018-19	Career
Jonathan Dalton	-	5
Alex Caldwell	1	1

### Double-Doubles

	2018-19	Career
Ledarius Brewer	1	2
Sage Tolbert	1	1

## SOUTHEAST MISSOURI'S 2018-19 RECORD:

At Home	2-1
On the Road	1-3
At Neutral Sites	2-0
In Ohio Valley Conference Games	0-0
In November	4-3
In December	1-1
In January	0-0
In February	0-0
In March	0-0
Leading at the Half	4-0
Trailing at the Half	0-3
Tied at the Half	0-1
In Overtime Games	0-0
The Redhawks Score First	1-3
In 1-4 Point Games	1-0
In 5-9 Point Games	1-1
In 10-14 Point Games	0-2
In 15+ Point Games	3-1
Leading with Five Minutes Left in Regulation	5-0
Trailing with Five Minutes Left in Regulation	0-4
Tied with Five Minutes Left in Regulation	0-0
Scoring Less than 50 Points	0-0
Scoring 50-59 Points	0-2
Scoring 60-69 Points	1-1
Scoring 70-79 Points	3-1
Scoring 80-89 Points	0-0
Scoring 90-99 Points	0-0
Scoring 100 or more Points	1-0
Giving up Less Than 50 Points	1-0
Giving up 50-59 Points	1-0
Giving up 60-69 Points	2-1
Giving up 70-79 Points	1-3
Giving up 80-89 Points	0-0
Giving up 90-99 Points	0-0
Giving up 100 or more Points	0-0
Shooting 50% or Better from the Field	1-0
Shooting Less Than 50% from the Field	4-4
Opponent Shoots 50% or Better from the Field	0-0
Opponent Shoots Less Than 50% from the Field	5-4
Outshooting Opponent	4-0
Outshot by Opponent	1-4
Field Goal Percentage is Tied	0-0
Shooting 50% or Better from 3-Point Range	1-0
Shooting Less Than 50% from 3-Point Range	4-4
Opponent Shoots 50% or Better from 3-Point Range	0-0
Opponent Shoots Less Than 50% from 3-Point Range	5-4
Shooting 50% or Better from the Free Throw Line	4-4
Shooting Less Than 50% from the Free Throw Line	1-0
Opponent Shoots 50% or Better from the Free Throw Line	5-4
Opponent Shoots Less Than 50% from the Free Throw Line	0-0
Shooting More Free Throws Than Opponent	1-0
Shooting Less Free Throws Than Opponent	3-4
Free Throws are Tied	1-0
Southeast's Starters Outscore Opponent's Starters	2-0
Opponent's Starters Outscore Southeast's Starters	2-4
Starter Scoring is Tied	1-0
Bench Outscores Opponent	5-2
Opponent Bench Outscores Southeast	0-2
Bench Scoring is Tied	0-0
Bench Contributes Double Figures in Points	4-4
No Redhawk Players Score Double Figures	0-0
Two Redhawk Players Score Double Figures	2-3
3+ Redhawk Players Score Double Figures	3-1
Outrebounding an Opponent	4-2
Opponent Outrebounds Southeast	0-2
Rebounds are Tied	1-0
Getting 10+ Assists	5-3
Getting 10+ Steals	1-0
Getting 5+ Blocks	1-0
Forcing more Turnovers than Opponent	2-1
Committing more Turnovers than Opponent	3-3
Turnovers are Tied	0-0

# YOUR REDHAWKS

## 2018-19 BASKETBALL NOTES



► Guard  
► Sophomore (2) ► 6-5 ► 200  
► Meridian, Miss.  
► Meridian H.S.



25

## LEDARRUS BREWER

Preseason All-Ohio Valley Conference selection...Started 35-straight games.

**2018-19:** Scored double figures in seven-straight starts to open the season...Ranks second on the team with 11.6 points and 6.3 rebounds per game...Is second with 14 three-pointers made, seven steals and 19 assists...Finished as Southeast Missouri's top scorer in two contests...Ranks 23rd in the Ohio Valley Conference in scoring and 13th in rebounding...Pitched in 18 points, grabbed seven rebounds and collected two steals in season-opener at Saint Louis (11/6)...Turned in a double-double 20 points and career-high 11 rebounds, and made three free throws in the final seven seconds to give the Redhawks a 72-69 win over Missouri S&T (11/27)...Became the first SEMO player to score 20 points in a game this season.

### BREWER'S GAME-BY-GAME STATISTICS

2018-19	FG	3P	FT	O/D	REB	F	PTS	A	TO	B	S	M
at Saint Louis*	7-17	2-7	2-2	0/7	7	5	18	2	3	0	2	33
at Bradley*	3-15	1-8	4-6	1/7	8	2	11	3	2	0	0	33
Quincy*	4-9	2-5	0-1	0/4	4	1	10	2	1	1	0	18
vs. Jacksonville*	7-19	2-8	0-1	2/5	7	1	16	6	4	0	0	31
vs. UT Chattanooga*	5-11	0-2	1-2	1/6	7	1	11	4	2	0	0	26
at South Alabama*	3-12	2-7	2-2	1/6	7	2	10	0	8	0	1	29
Missouri S&T*	7-13	3-6	3-3	0/11	11	3	20	1	5	0	2	34
Western Illinois*	1-13	1-7	0-0	0/3	3	4	3	1	3	0	2	29
at Miss. Valley St.*	2-9	1-6	0-2	0/3	3	5	5	0	0	0	0	15
Southern Illinois												
at The Citadel												
at Florida State												
Abilene Christian												
at SIU Edwardsville												
UT Martin												
Austin Peay												
Murray State												
at Morehead State												
at Eastern Kentucky												
SIU Edwardsville												
Eastern Illinois												
at Belmont												
at Tennessee State												
Tennessee Tech												
Jacksonville State												
at UT Martin												
at Eastern Illinois												
at Austin Peay												
at Murray State												
Tennessee State												
Belmont												

\* - Game Started

### 2018-19 SEASON HIGHS

Points .....	20	vs. Missouri S&T (11/27/18)
Total Rebounds .....	11	vs. Missouri S&T (11/27/18)
Offensive .....	1	3x, last at South Alabama (11/19/18)
Defensive .....	11	vs. Missouri S&T (11/27/18)
FG Made .....	7	3x, last vs. Missouri S&T (11/27/18)
FG Attempted .....	19	vs. Jacksonville (11/16/18)
3-Point FG Made .....	3	vs. Missouri S&T (11/27/18)
3-Point FG Attempted .....	8	2x, last vs. Jacksonville (11/16/18)
FT Made .....	4	at Bradley (11/10/18)
FT Attempted .....	6	at Bradley (11/10/18)
Assists .....	6	vs. Jacksonville (11/16/18)
Blocks .....	1	vs. Quincy (11/12/18)
Steals .....	2	3x, last vs. Western Illinois (12/1/18)
Minutes .....	34	vs. Missouri S&T (11/27/18)

### CAREER HIGHS


Points .....	34	vs. Eastern Illinois (2/17/18)
Total Rebounds .....	11	vs. Missouri S&T (11/27/18)
Offensive .....	2	at Louisiana Tech (11/13/17)
Defensive .....	11	vs. Missouri S&T (11/27/18)
FG Made .....	11	vs. Eastern Illinois (2/17/18)
FG Attempted .....	19	vs. Jacksonville (11/16/18)
3-Point FG Made .....	7	vs. Eastern Illinois (2/17/18)
3-Point FG Attempted .....	12	vs. Tennessee State (12/31/17)
FT Made .....	11	vs. SIU Edwardsville (2/17/18)
FT Attempted .....	13	vs. SIU Edwardsville (2/17/18)
Assists .....	6	vs. Jacksonville (11/16/18)
Blocks .....	3	vs. Tennessee State (12/31/17)
Steals .....	2	8x, last vs. Western Illinois (12/1/18)
Minutes .....	38	at Austin Peay (1/6/18)

### CAREER STATISTICS AT SOUTHEAST MISSOURI

Overall																			
Season	G-GS	Min	Avg	FG-FGA	Pct	3FG-3FGA	Pct	FT-FTA	Pct	Off	Def	Tot	Avg	PF	FO	A	TO	Blk	Stl
2017-18	31-27	912	29.4	152-362	.420	71-196	.362	74-100	.740	14	104	118	3.8	66	3	40	57	16	29
2018-19	9-9	248	27.6	39-118	.331	14-56	.250	12-19	.632	5	52	57	6.3	24	2	19	28	1	7
Total	40-36	1160	29.0	191-480	.398	85-252	.337	86-119	.723	19	156	175	4.4	90	5	59	85	17	36
Ohio Valley Conference Games Only																			
Season	G-GS	Min	Avg	FG-FGA	Pct	3FG-3FGA	Pct	FT-FTA	Pct	Off	Def	Tot	Avg	PF	FO	A	TO	Blk	Stl
2017-18	18-18	570	31.7	98-224	.438	47-132	.356	56-75	.747	8	66	74	4.1	34	1	19	36	11	16
2018-19																			
Total																			

# YOUR REDHAWKS

2018-19 BASKETBALL NOTES



► Guard  
► Freshman (1) ► 6-0 ► 170  
► Columbia, S.C.  
► Wilson H.S.



## ALEX CALDWELL

**2018-19:** Averages 9.7 points per game and is third on the team with 12 three-pointers made...Ranks third on the team in scoring and is third with 18 assists...Is the team's top free throw shooter with a 93.8 percent (15-of-16) clip...Leads the Redhawks with 10 steals through nine games off the bench...Dropped in 14 points in his first career NCAA Division I game at Saint Louis (11/6)...Went a near-perfect 5-of-6 at the free throw line in 19 minutes of that contest...Led the Redhawks with 15 points on five 3-pointers vs. Quincy (11/12)...Followed that up with a season-high 17 points vs. Jacksonville (11/16)...Scored double figures in four games as a Redhawk.

**Prep:** Named to the USA Today High School Sports American Family Insurance ALL-USA South Carolina Boys Basketball Team in 2017-18...Was the state's Class 4A Player of the Year who averaged 22 points, seven assists and five rebounds leading Wilson High School (20-4) to the Class 4A state final as a senior...Duke signee and McDonald's All-American Zion Williamson joined Caldwell on the ALL-USA First-Team...Garnered Class 4A All-State honors...ESPN Top-30 point guard...Averaged 14 points, nine assists, five rebounds and 2.5 steals per game as a junior...Played in the South Carolina State Showcase and was a member of the All-Hoop Zone Team...The Tigers (21-1) also made the Class 4A state final in 2016-17...Scored over 1,000 points in his high school career.

### CALDWELL'S GAME-BY-GAME STATISTICS

2018-19	FG	3P	FT	O/D	REB	E	PTS	A	TO	B	S	M
at Saint Louis	4-7	1-2	5-6	0/2	2	4	14	4	1	0	0	19
at Bradley	3-7	0-1	0-0	1/2	3	2	6	1	2	0	1	18
Quincy	5-7	5-6	0-0	1/2	3	1	15	2	2	0	1	21
vs. Jacksonville	5-6	3-3	4-4	1/3	4	1	17	2	1	1	1	24
vs. UT Chattanooga	3-6	0-2	1-1	0/3	3	2	7	1	0	0	2	19
at South Alabama	1-8	0-3	0-0	1/2	3	0	2	1	0	0	0	20
Missouri S&T	3-7	1-4	0-0	0/0	0	2	7	4	1	1	3	16
Western Illinois	4-12	1-6	2-2	0/3	3	1	11	3	1	2	1	17
at Miss. Valley St.	2-5	1-3	3-3	1/1	2	1	8	0	1	0	1	20
Southern Illinois												
at The Citadel												
at Florida State												
Abilene Christian												
at SIU Edwardsville												
UT Martin												
Austin Peay												
Murray State												
at Morehead State												
at Eastern Kentucky												
SIU Edwardsville												
Eastern Illinois												
at Belmont												
at Tennessee State												
Tennessee Tech												
Jacksonville State												
at UT Martin												
at Eastern Illinois												
at Austin Peay												
at Murray State												
Tennessee State												
Belmont												

\* - Game Started

### 2018-19 SEASON CAREER HIGHS


Points .....	17	vs. Jacksonville (11/16/18)
Total Rebounds .....	4	vs. Jacksonville (11/16/18)
Offensive .....	1	5x, last at Mississippi Valley State (12/4/18)
Defensive .....	3	3x, last vs. Western Illinois (12/1/18)
FG Made .....	5	2x, last vs. Jacksonville (11/16/18)
FG Attempted .....	12	vs. Western Illinois (12/1/18)
3-Point FG Made .....	5	vs. Quincy (11/12/18)
3-Point FG Attempted .....	6	2x, last vs. Western Illinois (12/1/18)
FT Made .....	5	at Saint Louis (11/6/18)
FT Attempted .....	6	at Saint Louis (11/6/18)
Assists .....	4	2x, last vs. Missouri S&T (11/27/18)
Blocks .....	2	vs. Western Illinois (12/1/18)
Steals .....	3	vs. Missouri S&T (11/27/18)
Minutes .....	24	vs. Jacksonville (11/16/18)

### CAREER STATISTICS AT SOUTHEAST MISSOURI

Season	G-GS	Min	Avg	FG-FGA	Pct	3FG-3FGA	Pct	FT-FTA	Pct	Off	Def	Tot	Avg	PF	FO	A	TO	Blk	Stl	Pts	Avg
2018-19	9-0	174	19.3	30-65	.462	12-30	.400	15-16	.938	5	18	23	2.6	14	0	18	9	4	10	87	9.7
Ohio Valley Conference Games Only																					
Season	G-GS	Min	Avg	FG-FGA	Pct	3FG-3FGA	Pct	FT-FTA	Pct	Off	Def	Tot	Avg	PF	FO	A	TO	Blk	Stl	Pts	Avg
2018-19																					

# YOUR REDHAWKS

## 2018-19 BASKETBALL NOTES



► Guard  
► Freshman (2) ► 6-4 ► 210  
► Fairburn, Ga.  
► Langston Hughes H.S.



## KHALIL CUFFEE

**2018-19:** Saw action in four games off the bench...Scored 12 points on 5-of-6 field goals and drained a pair of 3-pointers in just eight minutes vs. Quincy (11/12)...Pitched in double figures for the first time in his career... Made the basket that gave SEMO 100 points and followed with the bucket to put the Redhawks over 100 points in that game...Averages 4.8 points per contest.

**Prep:** Boasted a 14.2 points per game average as a senior at Langston Hughes High School...Averaged double figures in the scoring column each of his final three varsity seasons...Scored a career-best 18.5 points a game as a sophomore...Finished his prep career with 1,372 points, 195 three-pointers made, 261 rebounds, 136 assists, 72 steals and nine blocks...Played a total of 95 career games and shot 45 percent (470-of-1048) from the field... Left Langston Hughes as the school's all-time leading scorer...Played with the Georgia Stars AAU program.

### CUFFEE'S GAME-BY-GAME STATISTICS

2018-19	FG	3P	FT	O/D	REB	E	PTS	A	TO	B	S	M
at Saint Louis	DNP	-	-	-	-	-	-	-	-	-	-	-
at Bradley	DNP	-	-	-	-	-	-	-	-	-	-	-
Quincy	5-6	2-3	0-2	0/1	1	1	12	1	2	0	2	8
vs. Jacksonville	DNP	-	-	-	-	-	-	-	-	-	-	-
vs. UT Chattanooga	1-2	0-0	0/0	0/0	0	0	3	0	0	0	0	3
at South Alabama	0-2	0-2	0-0	0/0	0	0	0	0	0	0	0	3
Missouri S&T	DNP	-	-	-	-	-	-	-	-	-	-	-
Western Illinois	DNP	-	-	-	-	-	-	-	-	-	-	-
at Miss. Valley St.	1-2	1-2	1-2	0/0	0	3	4	0	1	0	0	2
Southern Illinois	-	-	-	-	-	-	-	-	-	-	-	-
at The Citadel	-	-	-	-	-	-	-	-	-	-	-	-
at Florida State	-	-	-	-	-	-	-	-	-	-	-	-
Abilene Christian	-	-	-	-	-	-	-	-	-	-	-	-
at SIU Edwardsville	-	-	-	-	-	-	-	-	-	-	-	-
UT Martin	-	-	-	-	-	-	-	-	-	-	-	-
Austin Peay	-	-	-	-	-	-	-	-	-	-	-	-
Murray State	-	-	-	-	-	-	-	-	-	-	-	-
at Morehead State	-	-	-	-	-	-	-	-	-	-	-	-
at Eastern Kentucky	-	-	-	-	-	-	-	-	-	-	-	-
SIU Edwardsville	-	-	-	-	-	-	-	-	-	-	-	-
Eastern Illinois	-	-	-	-	-	-	-	-	-	-	-	-
at Belmont	-	-	-	-	-	-	-	-	-	-	-	-
at Tennessee State	-	-	-	-	-	-	-	-	-	-	-	-
Tennessee Tech	-	-	-	-	-	-	-	-	-	-	-	-
Jacksonville State	-	-	-	-	-	-	-	-	-	-	-	-
at UT Martin	-	-	-	-	-	-	-	-	-	-	-	-
at Eastern Illinois	-	-	-	-	-	-	-	-	-	-	-	-
at Austin Peay	-	-	-	-	-	-	-	-	-	-	-	-
at Murray State	-	-	-	-	-	-	-	-	-	-	-	-
Tennessee State	-	-	-	-	-	-	-	-	-	-	-	-
Belmont	-	-	-	-	-	-	-	-	-	-	-	-

\* - Game Started

### 2018-19 SEASON/CAREER HIGHS

Points .....	12	vs. Quincy (11/12/18)
Total Rebounds .....	1	vs. Quincy (11/12/18)
Offensive .....	-	-
Defensive .....	1	vs. Quincy (11/12/18)
FG Made .....	5	vs. Quincy (11/12/18)
FG Attempted.....	6	vs. Quincy (11/12/18)
3-Point FG Made.....	2	vs. Quincy (11/12/18)
3-Point FG Attempted.....	3	vs. Quincy (11/12/18)
FT Made.....	1	at Mississippi Valley State (12/4/18)
FT Attempted.....	2	2x, last at Mississippi Valley State (12/4/18)
Assists .....	1	vs. Quincy (11/12/18)
Blocks.....	-	-
Steals.....	2	vs. Quincy (11/12/18)
Minutes .....	8	vs. Quincy (11/12/18)


### CAREER STATISTICS AT SOUTHEAST MISSOURI

Season	G-GS	Min	Avg	FG-FGA	Pct	3FG-3FGA	Pct	FT-FTA	Pct	Off	Def	Tot	Avg	PF	FO	A	TO	Blk	Stl	Pts	Avg
2018-19	4-0	16	4.0	7-12	.583	4-9	.444	1-4	.250	0	1	1	0.3	4	0	1	3	0	2	19	4.8
Ohio Valley Conference Games Only																					
Season	G-GS	Min	Avg	FG-FGA	Pct	3FG-3FGA	Pct	FT-FTA	Pct	Off	Def	Tot	Avg	PF	FO	A	TO	Blk	Stl	Pts	Avg
2018-19																					



# YOUR REDHAWKS

2018-19 BASKETBALL NOTES



► Guard  
► Senior (4) ► 5-10 ► 155  
► New Orleans, La.  
► West Jefferson H.S.  
► Copiah-Lincoln CC



## JONATHAN DALTON

Started 36-straight games at point guard.

**2018-19:** Leads the team and ranks eighth in the Ohio Valley Conference with 31 assists...Averages 5.2 points a game...Scored seven points, dished out three assists and grabbed two rebounds in 28 minutes during the Redhawks season-opener at Saint Louis (11/6)...Made a perfect 4-of-4 free throws and scored nine points at Bradley (11/10)...Reached 100 career rebounds vs. Quincy (11/12)...Had a season-high seven assists at South Alabama (11/19).

### DALTON'S GAME-BY-GAME STATISTICS

2018-19	FG	3P	FT	O/D	REB	E	PTS	A	TO	B	S	M
at Saint Louis*	3-5	1-1	0-0	1/1	2	0	7	3	4	0	0	28
at Bradley*	2-3	1-2	4-4	0/1	1	3	9	3	2	0	0	24
Quincy*	2-2	1-1	2-2	0/3	3	1	7	2	0	0	1	15
vs. Jacksonville*	1-5	1-2	2-3	1/2	3	3	5	4	5	0	0	25
vs. UT Chattanooga*	1-2	1-2	2-2	0/2	2	1	5	3	1	0	1	23
at South Alabama*	1-3	0-0	0-0	0/4	4	0	2	7	1	0	1	27
Missouri S&T*	2-3	0-0	1-4	0/1	1	3	5	3	0	0	0	20
Western Illinois*	0-2	0-1	0-0	0/1	1	1	0	2	2	0	1	27
at Miss. Valley St.*	2-6	1-3	2-2	0/4	4	1	7	4	3	1	1	29
Southern Illinois												
at The Citadel												
at Florida State												
Abilene Christian												
at SIU Edwardsville												
UT Martin												
Austin Peay												
Murray State												
at Morehead State												
at Eastern Kentucky												
SIU Edwardsville												
Eastern Illinois												
at Belmont												
at Tennessee State												
Tennessee Tech												
Jacksonville State												
at UT Martin												
at Eastern Illinois												
at Austin Peay												
at Murray State												
Tennessee State												
Belmont												

\* - Game Started

### 2018-19 SEASON HIGHS

Points.....9	at Bradley (11/10/18)
Total Rebounds.....4	2x, last at Mississippi Valley State (12/4/18)
Offensive.....1	2x, last vs. Jacksonville (11/16/18)
Defensive.....4	2x, last at Mississippi Valley State (12/4/18)
FG Made.....3	at Saint Louis (11/6/18)
FG Attempted.....6	at Mississippi Valley State (12/4/18)
3-Point FG Made.....1	6x, last at Mississippi Valley State (12/4/18)
3-Point FG Attempted.....3	at Mississippi Valley State (12/4/18)
FT Made.....4	at Bradley (11/10/18)
FT Attempted.....4	2x, last vs. Missouri S&T (11/27/18)
Assists.....7	at South Alabama (11/19/18)
Blocks.....1	at Mississippi Valley State (12/4/18)
Steals.....1	5x, last at Mississippi Valley State (12/4/18)
Minutes.....29	at Mississippi Valley State (12/4/18)

### CAREER HIGHS


Points.....13	vs. Eastern Kentucky (1/13/18)
Total Rebounds.....7	vs. UT Martin (2/24/18)
Offensive.....2	6x, last at Austin Peay (1/6/18)
Defensive.....7	vs. UT Martin (2/24/18)
FG Made.....5	vs. Eastern Kentucky (1/13/18)
FG Attempted.....10	at Bradley (11/18/16)
3-Point FG Made.....2	5x, last at Eastern Kentucky (2/22/18)
3-Point FG Attempted.....6	2x, last at Eastern Illinois (1/20/18)
FT Made.....5	2x, last at Jacksonville State (1/27/18)
FT Attempted.....7	at Jacksonville State (1/27/18)
Assists.....10	2x, last at UT Martin (2/10/18)
Blocks.....1	at Mississippi Valley State (12/4/18)
Steals.....3	3x, last at UT Martin (2/10/18)
Minutes.....44	at UT Martin (2/10/18)

### CAREER STATISTICS AT SOUTHEAST MISSOURI

Overall																			
Season	G-GS	Min	Avg	FG-FGA	Pct	3FG-3FGA	Pct	FT-FTA	Pct	Off	Def	Tot	Avg	PF	FO	A	TO	Blk	Stl
2016-17	30-1	388	12.9	20-60	.333	5-21	.238	9-14	.643	6	19	25	0.8	34	0	41	32	0	11
2017-18	31-30	998	32.2	51-107	.477	19-50	.380	42-62	.677	19	50	69	2.2	61	1	168	62	0	38
2018-19	9-9	218	24.2	14-31	.452	6-12	.500	13-17	.765	2	19	21	2.3	13	0	31	18	1	5
Total	70-40	1604	22.9	85-198	.429	30-83	.361	64-93	.688	27	88	115	1.6	108	1	240	112	1	54
Ohio Valley Conference Games Only																			
Season	G-GS	Min	Avg	FG-FGA	Pct	3FG-3FGA	Pct	FT-FTA	Pct	Off	Def	Tot	Avg	PF	FO	A	TO	Blk	Stl
2016-17	16-1	201	12.6	10-21	.476	4-9	.444	4-6	.667	1	9	10	0.6	17	0	20	18	0	6
2017-18	18-18	598	33.2	36-77	.468	15-38	.395	23-36	.639	10	31	41	2.3	37	1	101	38	0	22
2018-19																			
Total	34-19	799	23.5	46-98	.469	19-47	.404	27-42	.643	11	40	51	1.5	54	1	121	56	0	28

# YOUR REDHAWKS

## 2018-19 BASKETBALL NOTES



► Forward  
► Sophomore (2) ► 6-7 ► 195  
► Greenville, Ohio  
► Greenville H.S.



13

## ISAIAH GABLE

**2018-19:** Scored double figures for the first time in his career when he knocked down a career-high three 3-pointers en route to finishing with 11 points at Mississippi Valley State (12/4)...Averages 5.2 points and 2.7 rebounds a game...Started all nine contests...Made first career start at Saint Louis (11/6)...Scored six points, knocked down two 3-pointers and had a block in 20 minutes of action...Pulled down four rebounds at Bradley (11/10)...Followed that up with seven points in 25 minutes vs. Quincy (11/12).

### GABLE'S GAME-BY-GAME STATISTICS

2018-19	FG	3P	FT	O/D	REB	E	PTS	A	TO	B	S	M
at Saint Louis*	2-6	2-5	0-0	0/1	1	3	6	1	1	1	0	20
at Bradley*	0-4	0-2	0-2	1/3	4	3	0	0	2	0	0	16
Quincy*	2-4	1-3	2-2	0/3	3	2	7	3	0	1	1	25
vs. Jacksonville*	0-2	0-2	2-2	0/3	3	1	2	1	1	0	0	18
vs. UT Chattanooga*	2-5	0-2	2-2	0/4	4	2	6	1	2	0	0	24
at South Alabama*	2-6	2-6	0-1	0/4	4	3	6	0	0	1	0	16
Missouri S&T*	1-7	1-5	0-0	0/2	2	0	3	0	1	0	1	15
Western Illinois*	2-4	2-4	0-0	1/0	1	1	6	2	1	0	0	21
at Miss. Valley St.*	4-8	3-6	0-0	0/2	2	3	11	2	0	0	1	21
Southern Illinois												
at The Citadel												
at Florida State												
Abilene Christian												
at SIU Edwardsville												
UT Martin												
Austin Peay												
Murray State												
at Morehead State												
at Eastern Kentucky												
SIU Edwardsville												
Eastern Illinois												
at Belmont												
at Tennessee State												
Tennessee Tech												
Jacksonville State												
at UT Martin												
at Eastern Illinois												
at Austin Peay												
at Murray State												
Tennessee State												
Belmont												

\* - Game Started

### 2018-19 SEASON HIGHS

Points .....	11	at Mississippi Valley State (12/4/18)
Total Rebounds .....	4	3x, last at South Alabama (11/19/18)
Offensive .....	1	2x, last vs. Western Illinois (12/1/18)
Defensive .....	4	2x, last at South Alabama (11/19/18)
FG Made .....	4	at Mississippi Valley State (12/4/18)
FG Attempted .....	8	at Mississippi Valley State (12/4/18)
3-Point FG Made .....	3	at Mississippi Valley State (12/4/18)
3-Point FG Attempted .....	6	2x, last at Mississippi Valley State (12/4/18)
FT Made .....	2	2x, last vs. Jacksonville (11/16/18)
FT Attempted .....	2	4x, last vs. Chattanooga (11/17/18)
Assists .....	3	vs. Quincy (11/12/18)
Blocks .....	1	3x, last at South Alabama (11/19/18)
Steals .....	1	3x, last at Mississippi Valley State (12/4/18)
Minutes .....	25	vs. Quincy (11/12/18)

### CAREER HIGHS

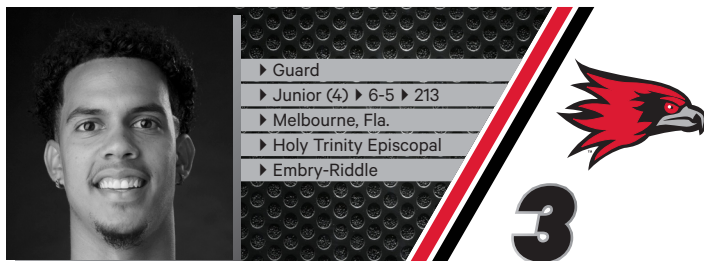
Points .....	11	at Mississippi Valley State (12/4/18)
Total Rebounds .....	10	vs. Hannibal-LaGrange (11/28/17)
Offensive .....	4	vs. UT Martin (2/24/18)
Defensive .....	10	vs. Hannibal-LaGrange (11/28/17)
FG Made .....	4	at Mississippi Valley State (12/4/18)
FG Attempted .....	8	at Mississippi Valley State (12/4/18)
3-Point FG Made .....	3	3x, last at Mississippi Valley State (12/4/18)
3-Point FG Attempted .....	6	2x, last at Mississippi Valley State (12/4/18)
FT Made .....	3	2x, last vs. Belmont (12/28/17)
FT Attempted .....	4	2x, last vs. Belmont (12/18/17)
Assists .....	3	vs. Quincy (11/12/18)
Blocks .....	1	3x, last at South Alabama (11/19/18)
Steals .....	1	3x, last at Mississippi Valley State (12/4/18)
Minutes .....	25	vs. Quincy (11/12/18)

### CAREER STATISTICS AT SOUTHEAST MISSOURI

Overall																	
Season	G-GS	Min	Avg	FG-FGA	Pct	3FG-3FGA	Pct	FT-FTA	Pct	Off	Def	Tot	Avg	PF	FO	A	TO
2017-18	15-0	187	12.5	22-55	.400	13-36	.361	7-11	.636	5	23	28	1.9	19	0	6	7
2018-19	9-9	176	19.6	15-46	.326	11-35	.314	6-9	.667	2	22	24	2.7	18	0	10	8
Total	24-9	363	15.1	37-101	.366	24-71	.338	13-20	.650	7	45	52	2.2	37	0	16	15
Ohio Valley Conference Games Only																	
Season	G-GS	Min	Avg	FG-FGA	Pct	3FG-3FGA	Pct	FT-FTA	Pct	Off	Def	Tot	Avg	PF	FO	A	TO
2017-18	4-0	47	11.8	7-17	.412	2-9	.222	3-4	.750	5	6	11	2.8	5	0	2	1
2018-19																	
Total																	

# YOUR REDHAWKS

2018-19 BASKETBALL NOTES



**SKYLER HOGAN**

**2018-19:** Took over as Southeast Missouri's top scorer following a career-high 25-point effort at Mississippi Valley State (12/4)...Leads the Redhawks with 12.7 points per game, 17 three-pointers made and a total of 114 points through nine starts...Ranks second on the team in free throw percentage (.900)...Stands 15th in the Ohio Valley Conference in scoring, 15th in field goal percentage (.478), fourth in 3-point field goal percentage (.459) and 11th in 3-point field goals made (1.9 per game)...Scored double figures in six of his last seven contests...Made his first career NCAA Division I start scoring four points and grabbing four rebounds in 25 minutes at Saint Louis (11/6)...Followed that up with six points at Bradley (11/10)...Scored double figures for the first time as a Redhawk when he pitched in 12 and finished with three rebounds in 21 minutes vs. Quincy (11/12)...Made 5-of-9 field goals and made a pair of 3-pointers against the Hawks...Dropped in 15 points and grabbed six rebounds vs. Chattanooga (11/17)...Named Ohio Valley Conference Newcomer of the Week (11/19).

**2017-18:** A 4-4 transfer who sat out the 2017-18 season...Elite and efficient scorer who transferred to Southeast Missouri from a challenging conference at Embry-Riddle, which completed the transition from NAIA to NCAA Division II membership.

**Embry-Riddle:** Played two seasons at Embry-Riddle...Led the Eagles with 18.8 points and 8.2 rebounds per game in 2016-17...Was also the team's top 3-point shooter with a 42.8 percent (71-of-166) clip...Scored double figures a total of 21 times with a career-best 40 points in the season-finae against Barry University...Averaged 6.1 points and 5.2 rebounds in 26 games and two starts as a freshman...Notched a season-high 13 points against Palm Beach Atlantic and recorded 13 points and 11 rebounds for his first career double-double vs. Saint Leo that year.

## HOGAN'S GAME-BY-GAME STATISTICS

2018-19	FG	3P	FT	O/D	REB	F	PTS	A	TO	B	S	M
at Saint Louis*	2-4	0-0	0-0	0/4	4	2	4	0	4	0	1	25
at Bradley*	2-10	1-6	1-1	1/3	4	3	6	0	1	0	0	28
Quincy*	5-9	2-5	0-0	0/3	3	1	12	2	0	0	0	21
vs. Jacksonville*	4-11	2-4	4-4	3/4	7	2	14	0	0	0	0	26
vs. UT Chattanooga*	6-11	3-3	0-0	1/5	6	0	15	0	1	2	0	29
at South Alabama*	2-6	0-2	2-2	1/0	1	2	6	0	1	0	1	25
Missouri S&T*	6-9	2-4	0-0	2/2	4	3	14	1	2	0	0	26
Western Illinois*	7-16	2-5	2-3	0/2	2	2	18	3	0	1	1	28
at Miss. Valley St.*	10-16	5-8	0-0	1/1	2	2	25	4	1	2	1	35
Southern Illinois												
at The Citadel												
at Florida State												
Abilene Christian												
at SIU Edwardsville												
UT Martin												
Austin Peay												
Murray State												
at Morehead State												
at Eastern Kentucky												
SIU Edwardsville												
Eastern Illinois												
at Belmont												
at Tennessee State												
Tennessee Tech												
Jacksonville State												
at UT Martin												
at Eastern Illinois												
at Austin Peay												
at Murray State												
Tennessee State												
Belmont												

\* - Game Started

## 2018-19 SEASON/CAREER-HIGHS


Points .....	25	at Mississippi Valley State (12/4/18)
Total Rebounds .....	7	vs. Jacksonville (11/16/18)
Offensive .....	3	vs. Jacksonville (11/16/18)
Defensive .....	5	vs. Chattanooga (11/17/18)
FG Made .....	10	at Mississippi Valley State (12/4/18)
FG Attempted .....	16	2x, last at Mississippi Valley State (12/4/18)
3-Point FG Made .....	5	at Mississippi Valley State (12/4/18)
3-Point FG Attempted .....	8	at Mississippi Valley State (12/4/18)
FT Made .....	4	vs. Jacksonville (11/16/18)
FT Attempted .....	4	vs. Jacksonville (11/16/18)
Assists .....	4	at Mississippi Valley State (12/4/18)
Blocks .....	2	2x, last at Mississippi Valley State (12/4/18)
Steals .....	1	4x, last at Mississippi Valley State (12/4/18)
Minutes .....	35	at Mississippi Valley State (12/4/18)

## CAREER STATISTICS AT SOUTHEAST MISSOURI

Season	G-GS	Min	Avg	FG-FGA	Pct	3FG-3FGA	Pct	FT-FTA	Pct	Off	Def	Tot	Avg	PF	FO	A	TO	Blk	Stl	Pts	Avg
2018-19	9-9	243	27.0	44-92	.478	17-37	.459	9-10	.900	9	24	33	3.7	17	0	10	10	5	4	114	12.7
Ohio Valley Conference Games Only																					
Season	G-GS	Min	Avg	FG-FGA	Pct	3FG-3FGA	Pct	FT-FTA	Pct	Off	Def	Tot	Avg	PF	FO	A	TO	Blk	Stl	Pts	Avg
2018-19																					

# YOUR REDHAWKS

## 2018-19 BASKETBALL NOTES



► Guard  
► Sophomore (2) ► 6-0 ► 175  
► Taipei, Taiwan  
► Songshan H.S.  
► Marshalltown CC



## OSCAR KAO

**2018-19:** Played two minutes off the bench in his NCAA Division I debut at Saint Louis (11/6)...Dished out four assists and scored six points in 14 minutes vs. Quincy (11/12)...Made 3-of-6 field goals...Saw action in six games.

**Marshalltown CC:** Spent his freshman season at Marshalltown Community College, where he averaged 13 points a game in 2017-18...Shot 44.3 percent from the field and 39 percent from the 3-point line, earning Second-Team All-Region honors...Shot 11-of-15 from the field, 5-of-7 from 3-point range and scored 29 points in the Tigers dominating win over conference rival Iowa Western.

**Prep:** Averaged 23.6 points, 4.2 assists and 3.8 steals per game at Songshan High School in 2016-17...Shot 49 percent (103-of-210) from the field and 85 percent (65-of-76) at the free throw line...Was part of two National Champion teams in the Taiwan High School Basketball League and won National League Most Valuable Player honors twice during his prep career...Also led the league in steals during the 2015-16 season.

### KAO'S GAME-BY-GAME STATISTICS

2018-19	FG	3P	FT	O/D	REB	F	PTS	A	TO	B	S	M
at Saint Louis	0-1	0-0	0-0	0/0	0	1	0	0	0	0	0	2
at Bradley	DNP	-	-	-	-	-	-	-	-	-	-	-
Quincy	3-6	0-2	0-0	1/0	1	2	6	4	0	0	0	14
vs. Jacksonville	DNP	-	-	-	-	-	-	-	-	-	-	-
vs. UT Chattanooga	1-1	0-0	0-0	0/0	0	0	2	0	1	0	0	3
at South Alabama	1-2	1-2	0-0	0/0	0	0	3	0	0	0	0	3
Missouri S&T	0-1	0-1	0-0	0/0	0	0	0	0	1	0	0	3
Western Illinois	DNP	-	-	-	-	-	-	-	-	-	-	-
at Miss. Valley St.	0-0	0-0	0-0	0/0	0	0	0	0	0	0	0	1
Southern Illinois												
at The Citadel												
at Florida State												
Abilene Christian												
at SIU Edwardsville												
UT Martin												
Austin Peay												
Murray State												
at Morehead State												
at Eastern Kentucky												
SIU Edwardsville												
Eastern Illinois												
at Belmont												
at Tennessee State												
Tennessee Tech												
Jacksonville State												
at UT Martin												
at Eastern Illinois												
at Austin Peay												
at Murray State												
Tennessee State												
Belmont												

\* - Game Started

### 2018-19 SEASON/CAREER HIGHS

Points .....	6	vs. Quincy (11/12/18)
Total Rebounds .....	1	vs. Quincy (11/12/18)
Offensive .....	1	vs. Quincy (11/12/18)
Defensive .....	-	-
FG Made .....	3	vs. Quincy (11/12/18)
FG Attempted .....	6	vs. Quincy (11/12/18)
3-Point FG Made .....	1	at South Alabama (11/19/18)
3-Point FG Attempted .....	2	2x, last at South Alabama (11/19/18)
FT Made .....	-	-
FT Attempted .....	-	-
Assists .....	4	vs. Quincy (11/12/18)
Blocks .....	-	-
Steals .....	-	-
Minutes .....	14	vs. Quincy (11/12/18)


### CAREER STATISTICS AT SOUTHEAST MISSOURI

		Overall																
Season	G-GS	Min	Avg	FG-FGA	Pct	3FG-3FGA	Pct	FT-FTA	Pct	Off	Def	Tot	Avg	PF	FO	A	TO	Blk
2018-19	6-0	26	4.3	5-11	.455	1-5	.200	0-0	.000	1	0	1	0.2	3	0	4	2	0
		Ohio Valley Conference Games Only																
Season	G-GS	Min	Avg	FG-FGA	Pct	3FG-3FGA	Pct	FT-FTA	Pct	Off	Def	Tot	Avg	PF	FO	A	TO	Blk
2018-19																		



# YOUR REDHAWKS

2018-19 BASKETBALL NOTES



► Center  
► Senior (5) ► 6-8 ► 215  
► Jackson, Mo.  
► Saxony Lutheran H.S.  
► Fontbonne



22

## JACK LAKE

**Fontbonne University:** Played two seasons at NCAA Division III member Fontbonne University...Averaged 5.5 points and 2.5 rebounds in four games and three starts in 2017-18...Led the Griffins in scoring (12.3 ppg) and rebounding (5.4 rpg) in 24 games and 11 starts during the 2016-17 campaign...Was the team's top shooter with a .575 (127-of-221) field goal percentage...Led the team with 30 blocks and averaged 21.5 minutes per contest.

**Prep:** Attended Saxony Lutheran High School in nearby Jackson, Missouri...Two-time Missouri Class 3 District 2 All-District honoree...Named to the 2014 Southeast Missouri All-Region Team...Team captain...MVP of the 2013 Crystal City "Rolla Duke Herbert" Tournament...Tied for the most points scored in the 2013 Bloomfield Christmas Tournament with 94 in four games...Named to the All-Tournament Team at the 2013 Chester Invitational Tournament...Set single-season school records for points, rebounds and blocks in 2013-14...Selected to play in the 2014 BA Sports Class 3, 4 and 5 All-Star Game...One of two players in Missouri (as recorded by Maxpreps) to get over 500 points, 300 rebounds and 100 blocks in a season...Averaged a double-double 21.7 points and 13 rebounds as a senior...Posted three triple-doubles...Finished his prep career with 965 points, 584 rebounds, 294 blocks and a .500 field goal percentage (396-of-798) in 71 games.

### LAKE'S GAME-BY-GAME STATISTICS

2018-19	FG	3P	FT	O/D	REB	E	PTS	A	TO	B	S	M
at Saint Louis	DNP	-	-	-	-	-	-	-	-	-	-	-
at Bradley	DNP	-	-	-	-	-	-	-	-	-	-	-
Quincy	DNP	-	-	-	-	-	-	-	-	-	-	-
vs. Jacksonville	DNP	-	-	-	-	-	-	-	-	-	-	-
vs. UT Chattanooga	DNP	-	-	-	-	-	-	-	-	-	-	-
at South Alabama	DNP	-	-	-	-	-	-	-	-	-	-	-
Missouri S&T	DNP	-	-	-	-	-	-	-	-	-	-	-
Western Illinois	DNP	-	-	-	-	-	-	-	-	-	-	-
at Miss. Valley St.	DNP	-	-	-	-	-	-	-	-	-	-	-
Southern Illinois	-	-	-	-	-	-	-	-	-	-	-	-
at The Citadel	-	-	-	-	-	-	-	-	-	-	-	-
at Florida State	-	-	-	-	-	-	-	-	-	-	-	-
Abilene Christian	-	-	-	-	-	-	-	-	-	-	-	-
at SIU Edwardsville	-	-	-	-	-	-	-	-	-	-	-	-
UT Martin	-	-	-	-	-	-	-	-	-	-	-	-
Austin Peay	-	-	-	-	-	-	-	-	-	-	-	-
Murray State	-	-	-	-	-	-	-	-	-	-	-	-
at Morehead State	-	-	-	-	-	-	-	-	-	-	-	-
at Eastern Kentucky	-	-	-	-	-	-	-	-	-	-	-	-
SIU Edwardsville	-	-	-	-	-	-	-	-	-	-	-	-
Eastern Illinois	-	-	-	-	-	-	-	-	-	-	-	-
at Belmont	-	-	-	-	-	-	-	-	-	-	-	-
at Tennessee State	-	-	-	-	-	-	-	-	-	-	-	-
Tennessee Tech	-	-	-	-	-	-	-	-	-	-	-	-
Jacksonville State	-	-	-	-	-	-	-	-	-	-	-	-
at UT Martin	-	-	-	-	-	-	-	-	-	-	-	-
at Eastern Illinois	-	-	-	-	-	-	-	-	-	-	-	-
at Austin Peay	-	-	-	-	-	-	-	-	-	-	-	-
at Murray State	-	-	-	-	-	-	-	-	-	-	-	-
Tennessee State	-	-	-	-	-	-	-	-	-	-	-	-
Belmont	-	-	-	-	-	-	-	-	-	-	-	-

\* - Game Started

### 2018-19 SEASON/CAREER HIGHS

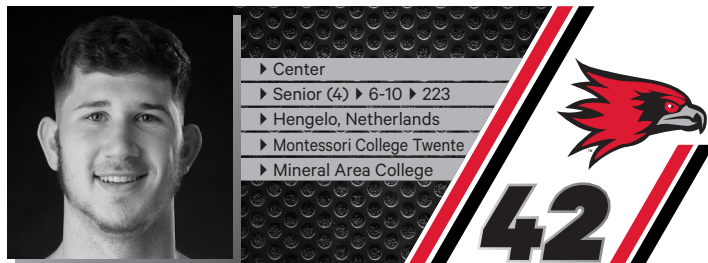
Points .....	-
Total Rebounds .....	-
Offensive .....	-
Defensive .....	-
FG Made .....	-
FG Attempted .....	-
3-Point FG Made .....	-
3-Point FG Attempted .....	-
FT Made .....	-
FT Attempted .....	-
Assists .....	-
Blocks .....	-
Steals .....	-
Minutes .....	-

### CAREER STATISTICS AT SOUTHEAST MISSOURI

Season	G-GS	Min	Avg	FG-FGA	Pct	3FG-3FGA	Pct	FT-FTA	Pct	Off	Def	Tot	Avg	PF	FO	A	TO	Blk	Stl	Pts	Avg
2018-19																					
Overall																					
Ohio Valley Conference Games Only																					
Season	G-GS	Min	Avg	FG-FGA	Pct	3FG-3FGA	Pct	FT-FTA	Pct	Off	Def	Tot	Avg	PF	FO	A	TO	Blk	Stl	Pts	Avg
2018-19																					

# YOUR REDHAWKS

## 2018-19 BASKETBALL NOTES



**MARK LAROS**

**2018-19:** Averages 5.1 points and 3.7 rebounds a game through nine appearances off the bench...Leads the team in field goal percentage (.594)... Scored a career-high 13 points on 6-of-8 field goals vs. Quincy (11/12)... Played 21 minutes off the bench against the Hawks...Followed that up with 11 points and eight rebounds vs. Jacksonville (11/16)...Finished with a season-high nine rebounds at South Alabama (11/19).

### LAROS' GAME-BY-GAME STATISTICS

2018-19	FG	3P	FT	O/D	REB	F	PTS	A	TO	B	S	M
at Saint Louis	1-3	0-0	0-0	0/0	0	1	2	0	0	0	0	12
at Bradley	1-3	0-1	0-0	1/1	2	3	2	0	0	0	1	11
Quincy	6-8	0-0	1-2	1/2	3	3	13	1	1	0	0	21
vs. Jacksonville	4-5	0-0	3-4	3/5	8	2	11	0	1	0	1	19
vs. UT Chattanooga	1-3	0-1	0-0	1/2	3	0	2	0	1	0	0	14
at South Alabama	2-3	0-0	3-5	5/4	9	2	7	0	2	0	0	13
Missouri S&T	2-2	0-0	0-0	3/2	5	1	4	0	4	0	0	22
Western Illinois	1-2	1-1	0-0	0/1	1	0	3	0	0	0	1	13
at Miss. Valley St.	1-3	0-0	0-0	2/0	2	1	2	0	0	1	0	10
Southern Illinois												
at The Citadel												
at Florida State												
Abilene Christian												
at SIU Edwardsville												
UT Martin												
Austin Peay												
Murray State												
at Morehead State												
at Eastern Kentucky												
SIU Edwardsville												
Eastern Illinois												
at Belmont												
at Tennessee State												
Tennessee Tech												
Jacksonville State												
at UT Martin												
at Eastern Illinois												
at Austin Peay												
at Murray State												
Tennessee State												
Belmont												

\* - Game Started

### 2018-19 SEASON HIGHS

Points .....	13	vs. Quincy (11/12/18)
Total Rebounds .....	9	at South Alabama (11/19/18)
Offensive .....	5	at South Alabama (11/19/18)
Defensive .....	4	at South Alabama (11/19/18)
FG Made .....	6	vs. Quincy (11/12/18)
FG Attempted .....	8	vs. Quincy (11/12/18)
3-Point FG Made .....	-	-
3-Point FG Attempted .....	1	2x, last vs. Chattanooga (11/17/18)
FT Made .....	3	2x, last at South Alabama (11/19/18)
FT Attempted .....	5	at South Alabama (11/19/18)
Assists .....	1	vs. Quincy (11/12/18)
Blocks .....	1	at Mississippi Valley State (12/4/18)
Steals .....	1	3x, last vs. Western Illinois (12/1/18)
Minutes .....	22	vs. Missouri S&T (11/27/18)

### CAREER HIGHS


Points .....	13	vs. Quincy (11/12/18)
Total Rebounds .....	9	2x, last at South Alabama (11/19/18)
Offensive .....	5	at South Alabama (11/19/18)
Defensive .....	5	3x, last vs. Morehead State (1/11/18)
FG Made .....	6	vs. Quincy (11/12/18)
FG Attempted .....	9	vs. Cal State Northridge (11/21/17)
3-Point FG Made .....	-	-
3-Point FG Attempted .....	1	4x, last vs. Chattanooga (11/17/18)
FT Made .....	3	2x, last at South Alabama (11/19/18)
FT Attempted .....	5	at South Alabama (11/19/18)
Assists .....	2	2x, last at Tennessee Tech (1/25/18)
Blocks .....	2	vs. Austin Peay (2/3/18)
Steals .....	2	at Tennessee Tech (1/25/18)
Minutes .....	33	vs. Morehead State (1/11/18)

### CAREER STATISTICS AT SOUTHEAST MISSOURI

Overall																		
Season	G-GS	Min	Avg	FG-FGA	Pct	3FG-3FGA	Pct	FT-FTA	Pct	Off	Def	Tot	Avg	PF	FO	A	TO	Blk
2017-18	27-7	405	15.0	48-76	.632	0-4	.000	7-15	.467	40	54	94	3.5	36	0	9	28	11
2018-19	9-0	135	15.0	19-32	.594	1-3	.333	7-11	.636	16	17	33	3.7	13	0	1	9	1
Total	36-7	540	15.0	67-108	.620	1-7	.143	14-26	.538	56	71	127	3.5	49	0	10	37	12
Ohio Valley Conference Games Only																		
Season	G-GS	Min	Avg	FG-FGA	Pct	3FG-3FGA	Pct	FT-FTA	Pct	Off	Def	Tot	Avg	PF	FO	A	TO	Blk
2017-18	18-2	260	14.4	28-43	.651	0-4	.000	2-7	.286	21	36	57	3.2	25	0	7	18	5
2018-19																		
Total																		

# YOUR REDHAWKS

2018-19 BASKETBALL NOTES



► Guard  
► Senior (4) ► 6-1 ► 170  
► Lexington, Ky.  
► Paul Dunbar H.S.  
► Spalding University

15

## DONNIE LEWIS

**2018-19:** Played in six games off the bench...Had one rebound and a steal vs. Quincy (11/12)...Logged a season-high eight minutes vs. Quincy (11/12) and Missouri S&T (11/27).

### LEWIS' GAME-BY-GAME STATISTICS

2018-19	FG	3P	FT	O/D	REB	E	PTS	A	TO	B	S	M
at Saint Louis	DNP	-	-	-	-	-	-	-	-	-	-	-
at Bradley	0-0	0-0	0-0	0/0	0	2	0	0	0	0	0	5
Quincy	0-0	0-0	0-0	0/1	1	1	0	1	0	0	1	8
vs. Jacksonville	DNP	-	-	-	-	-	-	-	-	-	-	-
vs. UT Chattanooga	0-0	0-0	0-0	0/0	0	0	0	1	0	0	0	3
at South Alabama	0-0	0-0	0-0	0/0	0	0	0	0	0	0	0	3
Missouri S&T	0-0	0-0	0-0	0/0	0	1	0	1	0	0	0	8
Western Illinois	DNP	-	-	-	-	-	-	-	-	-	-	-
at Miss. Valley St.	0-0	0-0	0-0	0/0	0	0	0	0	0	0	0	5
Southern Illinois												
at The Citadel												
at Florida State												
Abilene Christian												
at SIU Edwardsville												
UT Martin												
Austin Peay												
Murray State												
at Morehead State												
at Eastern Kentucky												
SIU Edwardsville												
Eastern Illinois												
at Belmont												
at Tennessee State												
Tennessee Tech												
Jacksonville State												
at UT Martin												
at Eastern Illinois												
at Austin Peay												
at Murray State												
Tennessee State												
Belmont												

\* - Game Started

### 2018-19 SEASON HIGHS

Points.....	-	
Total Rebounds.....	1	vs. Quincy (11/12/18)
Offensive.....	-	
Defensive.....	1	vs. Quincy (11/12/18)
FG Made.....	-	
FG Attempted.....	-	
3-Point FG Made.....	-	
3-Point FG Attempted.....	-	
FT Made.....	-	
FT Attempted.....	-	
Assists.....	1	3x, last vs. Missouri S&T (11/27/18)
Blocks.....	-	
Steals.....	1	vs. Quincy (11/12/18)
Minutes.....	8	2x, last vs. Missouri S&T (11/27/18)

### CAREER HIGHS


Points.....	5	vs. Eastern Illinois (2/15/18)
Total Rebounds.....	4	vs. SIU Edwardsville (2/17/18)
Offensive.....	1	5x, last at Jacksonville State (1/27/18)
Defensive.....	4	vs. SIU Edwardsville (2/17/18)
FG Made.....	1	5x, last vs. Eastern Illinois (2/15/18)
FG Attempted.....	2	3x, last vs. Eastern Illinois (2/15/18)
3-Point FG Made.....	1	4x, last vs. Eastern Illinois (2/15/18)
3-Point FG Attempted.....	2	2x, last at Morehead State (2/8/18)
FT Made.....	2	2x, last vs. Eastern Illinois (2/15/18)
FT Attempted.....	4	2x, last vs. UT Martin (2/24/18)
Assists.....	4	2x, last at Jacksonville State (1/27/18)
Blocks.....	-	
Steals.....	2	vs. Hannibal-LaGrange (11/28/17)
Minutes.....	25	vs. Morehead State (1/11/18)

### CAREER STATISTICS AT SOUTHEAST MISSOURI

Overall																			
Season	G-GS	Min	Avg	FG-FGA	Pct	3FG-3FGA	Pct	FT-FTA	Pct	Off	Def	Tot	Avg	PF	FO	A	TO	Blk	Stl
2017-18	31-2	315	10.2	5-12	.417	4-9	.444	7-15	.467	7	17	24	0.8	37	0	41	14	0	9
2018-19	6-0	32	5.3	0-0	.000	0-0	.000	0-0	.000	0	1	1	0.2	4	0	3	0	0	1
Total	37-2	347	9.4	5-12	.417	4-9	.444	7-15	.467	7	18	25	0.7	41	0	44	14	0	10
Ohio Valley Conference Games Only																			
Season	G-GS	Min	Avg	FG-FGA	Pct	3FG-3FGA	Pct	FT-FTA	Pct	Off	Def	Tot	Avg	PF	FO	A	TO	Blk	Stl
2017-18	18-2	193	10.7	5-11	.455	4-8	.500	6-13	.462	3	14	17	0.9	20	0	31	12	0	5
2018-19																			
Total																			

# YOUR REDHAWKS

## 2018-19 BASKETBALL NOTES



► Guard  
► Freshman (1) ► 6-5 ► 165  
► Durham, N.C.  
► Voyager Academy



## JORDAN LOVE

**Prep:** Attended Voyager Academy in Durham, North Carolina...Averaged 20 points, 4.3 rebounds and two steals per game in 2017-18...Was the North Central Athletic Conference Basketball Player of the Year and claimed North Carolina Basketball Coaches Association All-District 6 honors... Named Voyager Academy's Most Valuable Player and finished his career with 1,000 points...Averaged 16 points, 2.3 assists, 4.6 rebounds and 1.6 steals en route to First-Team All-Conference and All-District accolades in 2016-17.

### LOVE'S GAME-BY-GAME STATISTICS

2018-19	FG	3P	FT	O/D	REB	F	PTS	A	TO	B	S	M
at Saint Louis	DNP	-	-	-	-	-	-	-	-	-	-	-
at Bradley	DNP	-	-	-	-	-	-	-	-	-	-	-
Quincy	DNP	-	-	-	-	-	-	-	-	-	-	-
vs. Jacksonville	DNP	-	-	-	-	-	-	-	-	-	-	-
vs. UT Chattanooga	DNP	-	-	-	-	-	-	-	-	-	-	-
at South Alabama	DNP	-	-	-	-	-	-	-	-	-	-	-
Missouri S&T	DNP	-	-	-	-	-	-	-	-	-	-	-
Western Illinois	DNP	-	-	-	-	-	-	-	-	-	-	-
at Miss. Valley St.	DNP	-	-	-	-	-	-	-	-	-	-	-
Southern Illinois												
at The Citadel												
at Florida State												
Abilene Christian												
at SIU Edwardsville												
UT Martin												
Austin Peay												
Murray State												
at Morehead State												
at Eastern Kentucky												
SIU Edwardsville												
Eastern Illinois												
at Belmont												
at Tennessee State												
Tennessee Tech												
Jacksonville State												
at UT Martin												
at Eastern Illinois												
at Austin Peay												
at Murray State												
Tennessee State												
Belmont												

\* - Game Started

### 2018-19 SEASON/CAREER HIGHS


Points .....	-
Total Rebounds .....	-
Offensive .....	-
Defensive .....	-
FG Made .....	-
FG Attempted.....	-
3-Point FG Made.....	-
3-Point FG Attempted.....	-
FT Made.....	-
FT Attempted.....	-
Assists .....	-
Blocks.....	-
Steals.....	-
Minutes .....	-

### CAREER STATISTICS AT SOUTHEAST MISSOURI

Season	G-GS	Min	Avg	FG-FGA	Pct	3FG-3FGA	Pct	FT-FTA	Pct	Off	Def	Tot	Avg	PF	FO	A	TO	Blk	Stl	Pts	Avg
2018-19																					
Overall																					
Ohio Valley Conference Games Only																					
2018-19																					

# YOUR REDHAWKS

2018-19 BASKETBALL NOTES



► Forward  
► Freshman (1) ► 6-7 ► 225  
► Gilbert, Ariz.  
► Putnam Science Academy



30

## GABE MCGLOTHLAN

**2018-19:** Stands third on the team with 5.4 rebounds per game and is averaging 5.8 points...Leads the team with eight blocks, including a career-best four at Mississippi Valley State (12/4)...Scored double figures for the first time in his career with 11 points in that game...Ranks tied for 19th in the Ohio Valley Conference in rebounding and is 13th in blocked shots...Made a nice NCAA Division I debut when he scored seven points and pulled down six rebounds in 26 minutes off the bench at Saint Louis (11/6)...Shot 3-of-5 from the field, knocked down a 3-pointer and dished out two assists in that game...Made 3-of-4 free throws in 16 minutes at Bradley (11/10)...Narrowly missed a double-double with nine points and nine rebounds vs. Missouri S&T (11/27).

**Prep:** Played 42 games and scored double figures eight times at Putnam Science Academy in Connecticut, the 2017-18 National Prep Champion...Prior to attending Putnam Science Academy, he played three varsity seasons at Basha High School in Chandler, Arizona...Averaged 14.2 points and 9.4 rebounds per game while helping lead the Bears to a 6A State Championship in 2016-17...Was the large class (6A) Player of the Year as Basha went 31-1 that season...Averaged 11.1 points and 8.2 rebounds per contest as a junior.

### MCGLOTHLAN'S GAME-BY-GAME STATISTICS

2018-19	FG	3P	FT	O/D	REB	F	PTS	A	TO	B	S	M
at Saint Louis	3-5	1-2	0-0	0/6	6	3	7	2	0	0	0	26
at Bradley	0-1	0-1	3-4	0/3	3	4	3	1	1	1	1	16
Quincy	1-2	0-1	0-0	0/2	2	3	2	1	1	0	0	15
vs. Jacksonville	1-4	0-3	1-2	1/5	6	1	3	0	0	1	0	23
vs. UT Chattanooga	1-6	0-1	1-2	1/2	3	4	3	0	2	0	0	13
at South Alabama	3-9	1-4	0-0	3/2	5	3	7	2	0	1	0	23
Missouri S&T	4-11	1-4	0-0	3/6	9	1	9	1	3	1	2	27
Western Illinois	2-5	1-2	2-2	3/4	7	3	7	1	1	0	1	20
at Miss. Valley St.	5-9	0-1	1-2	4/4	8	4	11	3	0	4	1	27
Southern Illinois												
at The Citadel												
at Florida State												
Abilene Christian												
at SIU Edwardsville												
UT Martin												
Austin Peay												
Murray State												
at Morehead State												
at Eastern Kentucky												
SIU Edwardsville												
Eastern Illinois												
at Belmont												
at Tennessee State												
Tennessee Tech												
Jacksonville State												
at UT Martin												
at Eastern Illinois												
at Austin Peay												
at Murray State												
Tennessee State												
Belmont												

\* - Game Started

### 2018-19 SEASON/CAREER HIGHS

Points .....	11	at Mississippi Valley State (12/4/18)
Total Rebounds .....	9	vs. Missouri S&T (11/27/18)
Offensive .....	4	at Mississippi Valley State (12/4/18)
Defensive .....	6	2x, last vs. Missouri S&T (11/27/18)
FG Made .....	5	at Mississippi Valley State (12/4/18)
FG Attempted .....	11	vs. Missouri S&T (11/27/18)
3-Point FG Made .....	1	4x, last vs. Western Illinois (12/1/18)
3-Point FG Attempted .....	4	2x, last vs. Missouri S&T (11/27/18)
FT Made .....	3	at Bradley (11/10/18)
FT Attempted .....	4	at Bradley (11/10/18)
Assists .....	3	at Mississippi Valley State (12/4/18)
Blocks .....	4	at Mississippi Valley State (12/4/18)
Steals .....	2	vs. Missouri S&T (11/27/18)
Minutes .....	27	2x, last at Mississippi Valley State (12/4/18)

### CAREER STATISTICS AT SOUTHEAST MISSOURI

Overall																			
Season	G-GS	Min	Avg	FG-FGA	Pct	3FG-3FGA	Pct	FT-FTA	Pct	Off	Def	Tot	Avg	PF	FO	A	TO	Blk	Stl
2018-19	9-0	190	21.1	20-52	.385	4-20	.200	8-12	.667	15	34	49	5.4	26	0	11	8	8	5
Ohio Valley Conference Games Only																			
Season	G-GS	Min	Avg	FG-FGA	Pct	3FG-3FGA	Pct	FT-FTA	Pct	Off	Def	Tot	Avg	PF	FO	A	TO	Blk	Stl
2018-19																			



# YOUR REDHAWKS

## 2018-19 BASKETBALL NOTES



### NYGAL RUSSELL

**2018-19:** Finished with 10 points in his first double-digit scoring game at Southeast Missouri vs. Quincy (11/12)...Made a near-perfect 3-of-4 field goals to go along with 3-of-3 free throws...Played 12 minutes, had two assists and one rebound in first NCAA Division I game at Saint Louis (11/6)...Pitched in seven points and had four rebounds off the bench at Bradley (11/10)...Pulled down a season-high seven rebounds at Mississippi Valley State (12/4)...Averaged 4.6 points and 3.4 rebounds per game.

**Prep:** Averaged 11 points, five rebounds, three assists and 2.4 steals per game at ASPIRE Basketball Academy in Louisville, Kentucky...Prior to that, he spent his senior year at Chris Walker Academy in Houston, Texas...There, he averaged 12 points, five rebounds, four assists and two steals en route to All-Region honors...Attended Seven Lakes High School in Katy, Texas as a junior...Averaged 18 points, 11 rebounds, two assists and two steals for the Spartans.

### RUSSELL'S GAME-BY-GAME STATISTICS

2018-19	FG	3P	FT	O/D	REB	E	PTS	A	TO	B	S	M
at Saint Louis	0-3	0-0	0-0	0/1	1	5	0	2	1	0	0	12
at Bradley	2-6	1-2	2-2	1/3	4	2	7	1	2	0	0	21
Quincy	3-4	1-2	3-3	0/1	1	0	10	2	0	0	0	15
vs. Jacksonville	2-5	1-2	0-0	0/3	3	0	5	1	1	0	0	14
vs. UT Chattanooga	1-3	0-2	0-0	0/5	5	1	2	0	2	0	0	17
at South Alabama	2-5	0-1	0-2	0/5	5	2	4	2	1	0	1	16
Missouri S&T	3-4	0-0	1-4	0/3	3	3	7	1	0	0	2	13
Western Illinois	2-4	0-2	0-0	0/2	2	2	4	2	1	0	1	19
at Miss. Valley St.	1-5	0-0	0-0	3/4	7	4	2	1	2	0	1	17
Southern Illinois												
at The Citadel												
at Florida State												
Abilene Christian												
at SIU Edwardsville												
UT Martin												
Austin Peay												
Murray State												
at Morehead State												
at Eastern Kentucky												
SIU Edwardsville												
Eastern Illinois												
at Belmont												
at Tennessee State												
Tennessee Tech												
Jacksonville State												
at UT Martin												
at Eastern Illinois												
at Austin Peay												
at Murray State												
Tennessee State												
Belmont												

\* - Game Started

### 2018-19 SEASON/CAREER HIGHS

Points .....	10	vs. Quincy (11/12/18)
Total Rebounds .....	7	at Mississippi Valley State (12/4/18)
Offensive .....	3	at Mississippi Valley State (12/4/18)
Defensive .....	5	2x, last at South Alabama (11/19/18)
FG Made .....	3	2x, last vs. Missouri S&T (11/27/18)
FG Attempted.....	6	at Bradley (11/10/18)
3-Point FG Made.....	1	3x, last vs. Jacksonville (11/16/18)
3-Point FG Attempted.....	2	5x, last vs. Western Illinois (12/1/18)
FT Made.....	3	vs. Quincy (11/12/18)
FT Attempted.....	4	vs. Missouri S&T (11/27/18)
Assists .....	2	4x, last vs. Western Illinois (12/1/18)
Blocks.....	-	-
Steals.....	2	vs. Missouri S&T (11/27/18)
Minutes .....	21	at Bradley (11/10/18)

### CAREER STATISTICS AT SOUTHEAST MISSOURI

		Overall																
Season	G-GS	Min	Avg	FG-FGA	Pct	3FG-3FGA	Pct	FT-FTA	Pct	Off	Def	Tot	Avg	PF	FO	A	TO	Blk
2018-19	9-0	144	16.0	16-39	.410	3-11	.273	6-11	.545	4	27	31	3.4	19	1	12	10	0
		Ohio Valley Conference Games Only																
Season	G-GS	Min	Avg	FG-FGA	Pct	3FG-3FGA	Pct	FT-FTA	Pct	Off	Def	Tot	Avg	PF	FO	A	TO	Blk
2018-19																		

# YOUR REDHAWKS

2018-19 BASKETBALL NOTES



## SAGE TOLBERT

**2018-19:** Averages 7.3 points and leads the team with 6.9 rebounds per contest through nine starts...Ranks 11th in the Ohio Valley Conference in rebounding, tied for eighth in offensive rebounds (2.7 per game) and 13th in defensive rebounds (4.2 per game)...Finished with 10 or more rebounds in three of his last five starts...Scored 13 points in his first career double-digit scoring game at Bradley (11/10)...Also had eight rebounds and five offensive boards against the Braves...Made his first career NCAA Division I start at Saint Louis (11/6)...Posted seven points, five rebounds and one steal in 23 minutes against the Billikens...Grabbed double-digit rebounds for the first time in his career when he finished with 10 vs. Chattanooga (11/17)...Scored 11 points at South Alabama (11/19)...Posted the first double-double of his career with 11 points and 10 rebounds vs. Western Illinois (12/1).

**Prep:** Spent the 2017-18 season at Combine Academy in Charlotte, North Carolina...Was Combine Academy's top scorer and rebounder with 15.8 points and 8.4 rebounds per game in 38 starts...Also averaged 1.7 blocks...First-Team All-District selection at Fort Bend Travis High School in Richmond, Texas before he attended Combine Academy...Played two varsity seasons at Fort Bend Travis...Averaged 11.4 points and 7.4 rebounds as a senior in 2016-17...Played 24 games, averaging 6.1 points and 3.5 rebounds the previous year.

### TOLBERT'S GAME-BY-GAME STATISTICS

2018-19	FG	3P	FT	O/D	REB	E	PTS	A	TO	B	S	M
at Saint Louis*	3-7	0-0	1-2	4/1	5	4	7	0	2	0	1	23
at Bradley*	5-8	0-0	3-6	5/3	8	4	13	0	3	1	0	28
Quincy*	3-5	0-0	2-2	1/3	4	5	8	1	0	0	1	19
vs. Jacksonville*	2-8	0-1	0-0	3/2	5	3	4	0	2	1	0	20
vs. UT Chattanooga*	3-6	0-0	1-1	3/7	10	5	7	0	5	1	2	26
at South Alabama*	4-6	0-1	3-4	2/2	4	3	11	1	2	0	0	22
Missouri S&T*	1-2	0-0	1-2	2/3	5	1	3	0	4	0	1	16
Western Illinois*	4-8	1-2	2-3	3/7	10	3	11	0	1	1	0	26
at Miss. Valley St.*	1-4	0-0	0-2	1/10	11	2	2	1	4	1	1	18
Southern Illinois												
at The Citadel												
at Florida State												
Abilene Christian												
at SIU Edwardsville												
UT Martin												
Austin Peay												
Murray State												
at Morehead State												
at Eastern Kentucky												
SIU Edwardsville												
Eastern Illinois												
at Belmont												
at Tennessee State												
Tennessee Tech												
Jacksonville State												
at UT Martin												
at Eastern Illinois												
at Austin Peay												
at Murray State												
Tennessee State												
Belmont												

\* - Game Started

### 2018-19 SEASON/CAREER HIGHS


Points .....	13	at Bradley (11/10/18)
Total Rebounds .....	11	at Mississippi Valley State (12/4/18)
Offensive .....	5	at Bradley (11/10/18)
Defensive .....	10	at Mississippi Valley State (12/4/18)
FG Made .....	5	at Bradley (11/10/18)
FG Attempted .....	8	2x, last vs. Western Illinois (12/1/18)
3-Point FG Made .....	1	vs. Western Illinois (12/1/18)
3-Point FG Attempted .....	2	vs. Western Illinois (12/1/18)
FT Made .....	3	2x, last at South Alabama (11/19/18)
FT Attempted .....	6	at Bradley (11/10/18)
Assists .....	1	3x, last at Mississippi Valley State (12/4/18)
Blocks .....	1	5x, last at Mississippi Valley State (12/4/18)
Steals .....	2	vs. Chattanooga (11/17/18)
Minutes .....	28	at Bradley (11/10/18)

### CAREER STATISTICS AT SOUTHEAST MISSOURI

Overall																			
Season	G-GS	Min	Avg	FG-FGA	Pct	3FG-3FGA	Pct	FT-FTA	Pct	Off	Def	Tot	Avg	PF	FO	A	TO	Blk	Stl
2018-19	9-9	198	22.0	26-54	.481	1-4	.250	13-22	.591	24	38	62	6.9	30	2	3	23	5	6
Ohio Valley Conference Games Only																			
Season	G-GS	Min	Avg	FG-FGA	Pct	3FG-3FGA	Pct	FT-FTA	Pct	Off	Def	Tot	Avg	PF	FO	A	TO	Blk	Stl
2018-19																			

# YOUR REDHAWKS

## 2018-19 BASKETBALL NOTES



## QUATARRIUS WILSON

Will sit out the 2018-19 season due to NCAA Division I transfer regulations.

**McNeese State:** Earned Third-Team All-Southland Conference honors...

Averaged a double-double 10.9 points and 10.2 rebounds per game in 28 starts in 2017-18...Was McNeese State's top rebounder who also ranked third on the team in both blocks (28) and scoring...Shot 51.5 percent (123-of-239) from the field, dished out 39 assists and collected 21 steals...Led the Southland Conference with 14 double-doubles...Was arguably one of the most underrated players in the Southland Conference.

**Moberly Area CC:** Began his sophomore season as a starter at Moberly Area Community College...Played in 28 games during the 2015-16 and 2016-17 campaigns...Pulled down double-digit rebounds twice with a high of 13 in a 105-59 win over St. John's Academy (12/9/16).

### WILSON'S GAME-BY-GAME STATISTICS

2018-19	FG	3P	FT	O/D	REB	E	PTS	A	TO	B	S	M
at Saint Louis	DNP	-	-	-	-	-	-	-	-	-	-	-
at Bradley	DNP	-	-	-	-	-	-	-	-	-	-	-
Quincy	DNP	-	-	-	-	-	-	-	-	-	-	-
vs. Jacksonville	DNP	-	-	-	-	-	-	-	-	-	-	-
vs. UT Chattanooga	DNP	-	-	-	-	-	-	-	-	-	-	-
at South Alabama	DNP	-	-	-	-	-	-	-	-	-	-	-
Missouri S&T	DNP	-	-	-	-	-	-	-	-	-	-	-
Western Illinois	DNP	-	-	-	-	-	-	-	-	-	-	-
at Miss. Valley St.	DNP	-	-	-	-	-	-	-	-	-	-	-
Southern Illinois	-	-	-	-	-	-	-	-	-	-	-	-
at The Citadel	-	-	-	-	-	-	-	-	-	-	-	-
at Florida State	-	-	-	-	-	-	-	-	-	-	-	-
Abilene Christian	-	-	-	-	-	-	-	-	-	-	-	-
at SIU Edwardsville	-	-	-	-	-	-	-	-	-	-	-	-
UT Martin	-	-	-	-	-	-	-	-	-	-	-	-
Austin Peay	-	-	-	-	-	-	-	-	-	-	-	-
Murray State	-	-	-	-	-	-	-	-	-	-	-	-
at Morehead State	-	-	-	-	-	-	-	-	-	-	-	-
at Eastern Kentucky	-	-	-	-	-	-	-	-	-	-	-	-
SIU Edwardsville	-	-	-	-	-	-	-	-	-	-	-	-
Eastern Illinois	-	-	-	-	-	-	-	-	-	-	-	-
at Belmont	-	-	-	-	-	-	-	-	-	-	-	-
at Tennessee State	-	-	-	-	-	-	-	-	-	-	-	-
Tennessee Tech	-	-	-	-	-	-	-	-	-	-	-	-
Jacksonville State	-	-	-	-	-	-	-	-	-	-	-	-
at UT Martin	-	-	-	-	-	-	-	-	-	-	-	-
at Eastern Illinois	-	-	-	-	-	-	-	-	-	-	-	-
at Austin Peay	-	-	-	-	-	-	-	-	-	-	-	-
at Murray State	-	-	-	-	-	-	-	-	-	-	-	-
Tennessee State	-	-	-	-	-	-	-	-	-	-	-	-
Belmont	-	-	-	-	-	-	-	-	-	-	-	-

\* - Game Started

### 2018-19 SEASON/CAREER HIGHS

Points .....	-
Total Rebounds .....	-
Offensive .....	-
Defensive .....	-
FG Made .....	-
FG Attempted.....	-
3-Point FG Made.....	-
3-Point FG Attempted.....	-
FT Made.....	-
FT Attempted.....	-
Assists .....	-
Blocks.....	-
Steals.....	-
Minutes .....	-

### CAREER STATISTICS AT SOUTHEAST MISSOURI

Season	G-GS	Min	Avg	FG-FGA	Pct	3FG-3FGA	Pct	FT-FTA	Pct	Off	Def	Tot	Avg	PF	FO	A	TO	Blk	Stl	Pts	Avg
2018-19																					
Overall																					
Ohio Valley Conference Games Only																					
2018-19																					

# YOUR REDHAWKS

2018-19 BASKETBALL NOTES



## 2018-19 Southeast Missouri Basketball Southeast Missouri Season/Career Statistics (as of Dec 04, 2018) All games



### SEASON STATISTICS

### CAREER STATISTICS

SUMMARY	gp-gs	min/g	fg%	3fg%	ft%	r/g	a/g	stl	blk	pts/g	gp-gs	min/g	fg%	3fg%	ft%	r/g	a/g	stl	blk	pts/g
HOGAN, Skyler	9-9	27.0	.478	.459	.900	3.7	1.1	4	5	12.7	9-9	27.0	.478	.459	.900	3.7	1.1	4	5	12.7
BREWER, Ledarrius	9-9	27.6	.331	.250	.632	6.3	2.1	7	1	11.6	40-36	29.0	.398	.337	.723	4.4	1.5	36	17	13.8
CALDWELL, Alex	9-0	19.3	.462	.400	.938	2.6	2.0	10	4	9.7	9-0	19.3	.462	.400	.938	2.6	2.0	10	4	9.7
TOLBERT, Sage	9-9	22.0	.481	.250	.591	6.9	0.3	6	5	7.3	9-9	22.0	.481	.250	.591	6.9	0.3	6	5	7.3
MCGLOTHAN, Gabe	9-0	21.1	.385	.200	.667	5.4	1.2	5	8	5.8	9-0	21.1	.385	.200	.667	5.4	1.2	5	8	5.8
GABLE, Isaiah	9-9	19.6	.326	.314	.667	2.7	1.1	3	3	5.2	24-9	15.1	.366	.338	.650	2.2	0.7	3	3	4.6
DALTON, Jonathan	9-9	24.2	.452	.500	.765	2.3	3.4	5	1	5.2	70-40	22.9	.429	.361	.688	1.6	3.4	54	1	3.8
LAROS, Mark	9-0	15.0	.594	.333	.636	3.7	0.1	3	1	5.1	36-7	15.0	.620	.143	.538	3.5	0.3	11	12	4.1
CUFFEE, Khalil	4-0	4.0	.583	.444	.250	0.3	0.3	2	0	4.8	4-0	4.0	.583	.444	.250	0.3	0.3	2	0	4.8
RUSSELL, Nygal	9-0	16.0	.410	.273	.545	3.4	1.3	5	0	4.6	9-0	16.0	.410	.273	.545	3.4	1.3	5	0	4.6
KAO, Oscar	6-0	4.3	.455	.200	.000	0.2	0.7	0	0	1.8	6-0	4.3	.455	.200	.000	0.2	0.7	0	0	1.8
LEWIS, Donnie	6-0	5.3	.000	.000	.000	0.2	0.5	1	0	0.0	37-2	9.4	.417	.444	.467	0.7	1.2	10	0	0.6

SCORING	fg-fga	fg%	3fg-fga	3fg%	ft-fa	ft%	pts	pts/g	fg-fga	fg%	3fg-fga	3fg%	ft-fa	ft%	pts	pts/g
HOGAN, Skyler	44-92	.478	17-37	.459	9-10	.900	114	12.7	44-92	.478	17-37	.459	9-10	.900	114	12.7
BREWER, Ledarrius	39-118	.331	14-56	.250	12-19	.632	104	11.6	191-480	.398	85-252	.337	86-119	.723	553	13.8
CALDWELL, Alex	30-65	.462	12-30	.400	15-16	.938	87	9.7	30-65	.462	12-30	.400	15-16	.938	87	9.7
TOLBERT, Sage	26-54	.481	1-4	.250	13-22	.591	66	7.3	26-54	.481	1-4	.250	13-22	.591	66	7.3
MCGLOTHAN, Gabe	20-52	.385	4-20	.200	8-12	.667	52	5.8	20-52	.385	4-20	.200	8-12	.667	52	5.8
GABLE, Isaiah	15-46	.326	11-35	.314	6-9	.667	47	5.2	37-101	.366	24-71	.338	13-20	.650	111	4.6
DALTON, Jonathan	14-31	.452	6-12	.500	13-17	.765	47	5.2	85-198	.429	30-83	.361	64-93	.688	264	3.8
LAROS, Mark	19-32	.594	1-3	.333	7-11	.636	46	5.1	67-108	.620	1-7	.143	14-26	.538	149	4.1
CUFFEE, Khalil	7-12	.583	4-9	.444	1-4	.250	19	4.8	7-12	.583	4-9	.444	1-4	.250	19	4.8
RUSSELL, Nygal	16-39	.410	3-11	.273	6-11	.545	41	4.6	16-39	.410	3-11	.273	6-11	.545	41	4.6
KAO, Oscar	5-11	.455	1-5	.200	0-0	.000	11	1.8	5-11	.455	1-5	.200	0-0	.000	11	1.8
LEWIS, Donnie	0-0	.000	0-0	.000	0-0	.000	0	0.0	5-12	.417	4-9	.444	7-15	.467	21	0.6

TOTALS	o-reb	d-reb	t-reb	pf	fo	ast	to	a/to	o-reb	d-reb	t-reb	pf	fo	ast	to	a/to
HOGAN, Skyler	9	24	33	17	0	10	10	1.0	9	24	33	17	0	10	10	1.0
BREWER, Ledarrius	5	52	57	24	2	19	28	0.7	19	156	175	90	5	59	85	0.7
CALDWELL, Alex	5	18	23	14	0	18	9	2.0	5	18	23	14	0	18	9	2.0
TOLBERT, Sage	24	38	62	30	2	3	23	0.1	24	38	62	30	2	3	23	0.1
MCGLOTHAN, Gabe	15	34	49	26	0	11	8	1.4	15	34	49	26	0	11	8	1.4
GABLE, Isaiah	2	22	24	18	0	10	8	1.3	7	45	52	37	0	16	15	1.1
DALTON, Jonathan	2	19	21	13	0	31	18	1.7	27	88	115	108	1	240	112	2.1
LAROS, Mark	16	17	33	13	0	1	9	0.1	56	71	127	49	0	10	37	0.3
CUFFEE, Khalil	0	1	1	4	0	1	3	0.3	0	1	1	4	0	1	3	0.3
RUSSELL, Nygal	4	27	31	19	1	12	10	1.2	4	27	31	19	1	12	10	1.2
KAO, Oscar	1	0	1	3	0	4	2	2.0	1	0	1	3	0	4	2	2.0
LEWIS, Donnie	0	1	1	4	0	3	0	0.0	7	18	25	41	0	44	14	3.1

# YOUR REDHAWKS

## 2018-19 BASKETBALL NOTES

### GAME 1

#### SAINT LOUIS 75, SOUTHEAST MISSOURI 65

November 6, 2018 • Chaifetz Arena • St. Louis, Mo.

##### Southeast Missouri 65 • 0-1

#	Player	FG	Total	3-Ptr	FG	FT	Reb	Def	PF	TP	A	To	Bk	Stl	Min
13	GABLE, Isaiah	f	2-6	2-5	0-0	0	1	1	3	6	1	1	1	0	20
23	TOLBERT, Sage	f	3-7	0-0	1-2	4	1	5	4	7	0	2	0	1	23
03	HOGAN, Skyler	g	2-4	0-0	0-0	0	4	4	2	4	0	4	0	1	25
05	DALTON, Jonathan	g	3-5	1-1	0-0	1	1	2	0	7	3	4	0	0	28
25	BREWER, Ledarrus	g	7-17	2-7	2-2	0	7	7	5	18	2	3	0	2	33
00	CALDWELL, Alex	4-7	1-2	5-6	2	2	4	14	4	1	0	0	0	0	19
04	KAO, Oscar	0-1	0-0	0-0	0	0	0	1	0	0	0	0	0	0	2
11	RUSSELL, Nygal	0-3	0-0	0-0	0	1	1	5	0	2	1	0	0	0	12
20	MCGLOTHAN, Gabe	3-5	1-2	0-0	0	6	6	3	7	2	0	0	0	0	26
42	LAROS, Mark	1-3	0-0	0-0	0	0	0	1	2	0	0	0	0	0	12
	Team				1	2	3								
Totals			25-58	7-17	8-10	6	25	31	28	65	14	16	1	4	200
FG % 1st Half: 9-29		31.0%	2nd half: 16-29	55.2%	Game: 25-58		43.1%	Deadball							
3FG % 1st Half: 4-9		44.4%	2nd half: 3-8	37.5%	Game: 7-17		41.2%	Rebounds							
FT % 1st Half: 2-2		100.0	2nd half: 6-8	75.0%	Game: 8-10		80.0%	1							

FG % 1st Half: 9-29 31.0% 2nd half: 16-29 55.2% Game: 25-58 43.1%  
 3FG % 1st Half: 4-9 44.4% 2nd half: 3-8 37.5% Game: 7-17 41.2%  
 FT % 1st Half: 2-2 100.0 2nd half: 6-8 75.0% Game: 8-10 80.0%

Deadball  
Rebounds  
1

##### Saint Louis 75 • 1-0

#	Player	Total			3-Ptr			Rebounds			A	To	Bk	Stl	Min
		FG	FGA	FT	FG	FGA	FT	FTA	Off	Def					
05	Carte'Are Gordon	f	1-2	0-0	0-0	0	2	2	4	2	2	3	1	2	15
11	Hasahn French	f	1-1	0-0	0-0	2	10	12	2	2	4	0	3	0	34
00	Jordan Goodwin	g	3-8	0-2	5-9	2	4	6	5	11	2	5	0	0	27
02	Tramaine Isabell Jr.	g	6-13	0-6	6-11	0	3	3	0	18	1	4	0	2	30
03	Javon Bess	g	6-11	2-6	4-6	0	5	5	2	18	3	1	0	3	35
01	D.J. Foreman		5-6	0-0	2-3	3	0	3	2	12	1	0	0	1	23
04	Dion Wiley		3-9	2-8	1-2	0	1	1	0	9	1	1	0	0	27
15	Demarius Jacobs		0-0	0-0	1-2	0	1	1	0	1	1	0	0	0	3
20	Fred Thatch Jr.		1-4	0-3	0-0	1	1	2	0	2	1	0	0	1	6
Team						3	1	4							
Totals			26-54	4-25	19-33	11	28	39	15	75	16	14	4	9	200
3FG % 1st Half: 16-32 50.0% 2nd half: 10-22 45.5% Game: 26-54 58.1% Deadball															
3FG % 2nd Half: 3-16 18.8% 2nd half: 1-10 10.0% Game: 2-25 8.0% Rebounds															
FT % 1st Half: 5-6 83.3% 2nd half: 14-27 51.9% Game: 19-33 57.6%															

FG % 1st Half: 16-32 50.0% 2nd half: 10-22 45.5% Game: 26-54 48.1%  
 3FG % 1st Half: 3-16 18.8% 2nd half: 1-9 11.1% Game: 4-25 16.0%  
 FT % 1st Half: 5-6 83.3% 2nd half: 14-27 51.9% Game: 19-33 57.6%

Deadball  
Rebounds  
6

Officials: Rick Crawford, Eric Anderson, Ed Crenshaw  
 Technical fouls: Southeast Missouri-None. Saint Louis-None.  
 Attendance: 6028

Score by periods	1st	2nd	Total
Southeast Missouri	24	41	65
Saint Louis	40	35	75

	In	Off	2nd	Fast	
Points	Paint	T/O	Chance	Break	Bench
SEMO	26	12	4	18	23
SIII	34	23	23	17	24

### GAME 2

#### BRADLEY 68, SOUTHEAST MISSOURI 57

November 10, 2018 • Carver Arena • Peoria, Ill.

##### SE Missouri State 57 • 0-2

#	Player	Total	3-Ptr	Rebounds			PF	TP	A	To	Bk	Stl	Min	
		FG-FGA	FG-FGA	FT-FTA	Off	Def								
13	GABLE, Isaiah	f 0-4	0-2	0-2	1	3	4	0	0	2	0	0	16	
23	TOLBERT, Sage	f 5-8	0-0	3-6	5	3	8	4	13	0	3	1	0	28
03	HOGAN, Skyler	g 2-10	1-6	1-1	1	3	4	3	6	0	1	0	0	28
05	DALTON, Jonathan	g 2-3	1-2	4-4	0	1	1	3	9	3	2	0	0	24
25	BREWER, Ledarrus	g 3-15	1-8	4-6	1	7	8	2	11	3	2	0	0	33
00	CALDWELL, Alex	3-7	0-1	0-0	1	2	3	2	6	1	2	0	1	18
11	RUSSELL, Nygal	2-6	1-2	2-2	1	3	4	2	7	1	2	0	0	21
15	LEWIS, Donnie	0-0	0-0	0-0	0	0	0	2	0	0	0	0	0	5
20	MCGLOTHAN, Gabe	0-1	0-1	3-4	0	3	4	3	1	1	1	1	1	16
42	LAROS, Mark	1-3	0-1	0-0	1	1	2	3	2	0	0	0	1	11
Team					3	0	3							
Totals		18-57	4-23	17-25	14	26	40	28	57	9	15	2	3	200
FG % 1st Half: 9-28 28.6% 2nd half: 10-29 34.5% Game: 18-57 31.6% Deaball														
3FG % 1st Half: 2-12 16.7% 2nd half: 2-11 18.2% Game: 3-17 17.6% Reminds														
FT % 1st Half: 5-8 62.5% 2nd half: 12-17 70.6% Game: 17-25 68.0%														

FG % 1st Half: 8-28 28.6% 2nd half: 10-29 34.5% Game: 18-57 31.6%  
 3FG % 1st Half: 2-12 16.7% 2nd half: 2-11 18.2% Game: 4-23 17.4%  
 FT % 1st Half: 5-8 62.5% 2nd half: 12-17 70.6% Game: 17-25 68.0%

Deadball  
Rebounds  
5

##### Bradley 68 • 2-0

#	Player		Total		3-Ptr		Rebounds			PF	TP	A	To	Bk	Stl	Min
			FG	FGA	FG	FGA	FT	FTA	Off							
10	Childs, Elijah	f	3-12	0-2	2-2		2	9	11	3	8	1	3	5	2	35
12	Bar, Koch	c	2-4	0-0	0-0		1	2	3	4	4	0	3	1	0	13
05	Brown, Darrell	g	3-9	2-5	7-12		0	1	1	1	15	6	1	0	3	33
23	Lautier-Ogunleye, D.	g	4-6	1-2	13-15		2	3	5	2	22	2	2	0	1	31
25	Kennell, Nate	g	1-6	1-6	0-0		1	3	4	3	2	0	0	0	0	21
03	Pittman, Antoine	g	2-4	1-3	0-2		0	4	4	1	5	1	0	0	1	25
13	van Bree, Luuk	c	3-3	3-3	0-0		0	2	2	3	9	0	0	0	1	17
22	Henry, Ja'Shon	g	1-4	0-1	0-1		2	1	3	1	2	0	1	0	1	8
35	Hodgson, Jayden	c	0-1	0-1	0-0		0	0	0	5	0	2	2	0	0	17
Team							1	3	4							
Totals			19-49	8-23	22-32		9	28	37	23	68	14	13	6	9	200
FG % 1st Half: 10-29 34.5%			2nd half: 9-20 45.0%			Game: 19-49 38.8%									Deadball	
3-PT % 1st Half: 4-13 30.8%			2nd half: 4-14 28.6%			Game: 5-13 38.5%									Rebounds	
FT % 1st Half: 7-13 53.8%			2nd half: 12-19 63.2%			Game: 22-32 68.8%										

FG % 1st Half: 10-29 34.5% 2nd half: 9-20 45.0% Game: 19-49 38.8%  
 3FG % 1st Half: 4-13 30.8% 2nd half: 4-10 40.0% Game: 8-23 34.8%  
 FT % 1st Half: 7-13 53.8% 2nd half: 15-19 78.9% Game: 22-32 68.8%

Deadball  
Rebounds  
5

Officials: Rick Crawford, Roland Simmons, Tommy Short  
 Technical fouls: SE Missouri State-None. Bradley-None.  
 Attendance: 5181  
 BU #35 Hodgson fouls out at 2:06

Score by periods	1st	2nd	Total
SE Missouri State	23	34	57
Bradley	31	37	68

	In	Off	2nd	Fast	
Points	Paint	T/O	Chance	Break	Bench
SEMO	24	15	11	2	18
BRAD	22	17	7	10	16

### GAME 3

#### SOUTHEAST MISSOURI 102, QUINCY 66

November 12, 2018 • Show Me Center • Cape Girardeau, Mo.

##### Quincy 66 • 1-1

#	Player	Total	3-Ptr	Rebounds	PF	TP	A	To	Bk	Stl	Min		
		FG-FGA	FG-FGA	FT-FTA	Off	Def	Tot						
24	Stuckman, Tanner	f 3-5	2-3	0-0	3	1	4	1	8	0	0	0	15
33	Hinton, Marcus	f 1-2	0-0	3-3	0	5	5	2	5	0	1	1	12
00	Wormack, Jah-Kobe	g 4-12	2-4	4-4	1	1	2	1	14	2	2	1	21
02	Briscoe, Ryan	1-5	0-3	0-0	0	3	3	1	2	3	1	0	21
03	Houston, Demetrius	g 7-17	1-6	0-0	0	1	1	0	15	3	0	0	24
01	Downing, Austin	0-3	0-2	0-0	1	0	1	3	0	0	2	0	14
04	Zurcher, Lucas	0-0	0-0	0-0	0	0	0	0	0	1	0	0	2
05	Johnson, Marsalis	3-4	0-0	0-1	3	2	5	1	6	1	1	0	19
10	Dossier, Bobby	1-4	0-2	3-4	0	1	1	5	0	0	0	0	17
12	Parker, Robert	0-1	0-1	0-0	0	1	1	3	0	0	3	0	10
15	Meny, Trevor	1-3	0-0	0-0	0	0	0	1	2	0	1	0	6
22	Alexander, DeAndre	0-3	0-0	4-6	1	2	3	4	1	1	0	1	15
42	Fadika, Aziz	2-3	0-0	1-2	1	2	3	0	5	0	0	0	24
Team					2	1	3						
Totals		23-62	5-21	15-20	12	19	31	14	66	11	12	2	200

FG % 1st Half: 11-35 31.4%

2nd Half: 12-27 44.4%

Game: 23-62 37.1%

3FG % 1st Half: 2-13 15.4%

2nd Half: 3 37.5%

Game: 5-21 23.8%

FT % 1st Half: 8-9 88.9%

2nd Half: 7-11 63.6%

Game: 15-20 75.0%

Deadball Rebounds 4

FG % 1st Half: 11-35 31.4% 2nd half: 12-27 44.4% Game: 23-62 37.1%  
 3FG % 1st Half: 2-13 15.4% 2nd half: 3-8 37.5% Game: 5-21 23.8%  
 FT % 1st Half: 8-9 88.9% 2nd half: 7-11 63.6% Game: 15-20 75.0%

Deadball  
Rebounds  
4

##### Southeast Missouri 102 • 1-2

#	Player	3-Ptr				Rebounds			PF	TP	A	To	Blk	Stl	Min
		FG-FGA	FG-FGA	FT-FTA	Off	Def	Tot								
13	GABLE, Isaiah	f 2-4	1-3	2-2	0	3	3	2	7	3	0	1	1	1	25
23	TOLBERT, Sage	f 3-5	0-0	2-2	1	3	4	5	8	1	0	0	1	19	
03	HOGAN, Skyler	g 5-9	2-5	0-0	0	3	3	1	12	2	0	0	0	0	21
05	DALTON, Jonathan	g 2-2	1-1	2-2	0	3	3	1	7	2	0	0	0	0	15
25	BREWER, Ledarrus	g 4-9	2-5	0-1	0	4	4	1	10	2	1	1	0	0	18
00	CALDWELL, Alex	5-7	5-6	0-0	1	2	3	1	15	2	2	0	2	1	21
01	CUFFEE, Khalil	5-6	2-3	0-2	0	1	1	1	12	1	2	0	2	8	
04	KAO, Oscar	3-6	0-2	0-0	1	0	1	2	6	4	0	0	0	0	14
11	RUSSELL, Nygal	3-4	1-2	3-3	0	1	1	0	10	2	0	0	0	0	15
15	LEWIS, Donnie	0-0	0-0	0-0	0	1	1	1	0	1	0	0	1	0	8
30	MCGLOTHAN, Gabe	1-2	0-1	0-0	0	2	2	3	2	1	1	0	0	0	15
42	LAROS, Mark	6-8	0-0	1-2	1	2	3	3	13	1	1	0	0	0	21
Team					2	2	4								
Totals		39-62	14-28	10-14	6	28	34	21	102	22	7	2	7	200	
FG % 1st Half: 18-30 60.0% 2nd half: 21-32 65.6% Game: 39-62 62.9% Deadball															
3FG % 1st Half: 9-15 60.0% 2nd half: 5-13 38.5% Game: 14-28 50.0% Rebounds															

FG % 1st Half: 18-30 60.0% 2nd half: 21-32 65.6% Game: 39-62 62.9%  
 3FG % 1st Half: 9-15 60.0% 2nd half: 5-13 38.5% Game: 14-28 50.0%  
 FT % 1st Half: 8-9 88.9% 2nd half: 2-4 50.0% Game: 10-14 71.4%

Deadball  
Rebounds  
2



# YOUR REDHAWKS

2018-19 BASKETBALL NOTES

## GAME 5

### SOUTHEAST MISSOURI 63, CHATTANOOGA 42

November 17, 2018 • Mitchell Center • Mobile, Ala.

#### Chattanooga 42 • 2-3

#	Player	Total			Rebounds			PF	TP	A	TO	Blk	Stl	Min
		FG-FGA	3-PTA	FT-FTA	Off	Def	Total							
34	Kevin Easley	1-11	2-7	0-0	0	5	2	8	1	1	0	0	32	
33	Thomas Smallwood	3-6	1-3	3-4	1	6	7	1	6	1	1	0	24	
01	Jonathan Scott	1-5	0-2	1-2	1	3	4	4	3	0	3	0	24	
02	Jerry Johnson, Jr.	5-11	2-7	0-0	2	1	3	12	1	0	0	2	34	
05	Donovann Toatley	3-10	0-5	0-0	0	2	2	1	6	2	3	0	26	
03	David Jean-Baptiste	0-5	0-4	0-0	0	4	2	0	1	2	0	0	20	
04	Maurice Commander	1-7	1-7	0-0	0	3	3	3	1	1	0	1	26	
22	Keigan Kerby	0-1	0-1	0-0	0	0	0	0	0	0	0	0	2	
25	Justin Brown	1-3	0-0	2-4	3	1	4	0	4	0	1	0	12	
Team		1												
Totals		15-59	6-36	6-10	9	25	34	14	42	7	13	0	4	200
FG % 1st Half:		7-28	25.0%	2nd half:	8-31	25.8%	Game:	15-59	25.4%	Deadball				
3PT % 1st Half:		3-16	18.8%	2nd half:	3-20	15.0%	Game:	16-59	18.5%	1.1				
FT % 1st Half:		0-0	0.0%	2nd half:	1-3	33.3%	Game:	1-6	16.7%	1.1				

FG % 1st Half: 7-28 25.0% 2nd half: 8-31 25.8% Game: 15-59 25.4%  
 3FG % 1st Half: 3-16 18.8% 2nd half: 3-20 15.0% Game: 6-36 16.7%  
 FT % 1st Half: 0-0 0.0% 2nd half: 6-10 60.0% Game: 6-10 60.0%

Deadball  
Rebounds  
1,1

#### Southeast Missouri 63 • 3-2

#	Player	Total		3-Ptr	Rebounds		PF	TP	A	TO	Blk	Stl	Min	
		FG-FGA	FG-FGA		Off	Def								
13	GABLE, Isaiah	3-5	0-2	2-2	0	4	4	2	6	1	2	0	24	
23	TOLBERT, Sage	2-6	0-0	1-1	3	7	10	5	7	0	5	1	26	
03	HOGAN, Skyler	6-11	3-3	0-0	1	5	6	0	15	0	1	2	29	
05	DALTON, Jonathan	1-2	1-2	0-0	0	2	2	1	5	3	1	0	23	
25	BREWER, Ledarius	5-11	0-2	1-2	1	6	7	1	11	4	2	0	26	
01	CALDWELL, Alex	3-6	0-2	1-1	0	3	3	2	7	1	0	0	19	
00	CUFFEE, Khalil	1-2	1-2	0-0	0	0	0	0	3	0	0	0	3	
04	KAO, Oscar	1-1	0-0	0-0	0	0	0	0	2	0	1	0	3	
11	RUSSELL, Nygal	1-3	0-2	0-0	0	5	5	1	2	0	2	0	17	
15	LEWIS, Donnie	0-0	0-0	0-0	0	0	0	0	1	0	0	0	3	
30	MCGLOTHAN, Gabe	1-6	0-1	1-2	1	2	3	4	3	0	2	0	13	
42	LAROS, Mark	1-3	0-1	0-0	1	2	3	0	2	0	1	0	14	
Team														
Totals		25-56	5-17	8-10	7	36	43	16	63	10	17	3	5	200

FG % 1st Half:	11-30	36.7%	2nd half:	14-26	53.8%	Game:	25-56	44.6%	Deadball
3FG % 1st Half:	2-10	20.0%	2nd half:	3-7	42.9%	Game:	1-17	29.4%	Rebounds
FT % 1st Half:	2-2	100.0%	2nd half:	6-8	75.0%	Game:	8-10	80.0%	0.2

FG % 1st Half: 11-30 36.7% 2nd half: 14-26 53.8% Game: 25-56 44.6%  
 3FG % 1st Half: 2-10 20.0% 2nd half: 3-7 42.9% Game: 5-17 29.4%  
 FT % 1st Half: 2-2 100.0% 2nd half: 6-8 75.0% Game: 8-10 80.0%

Deadball  
Rebounds  
0,2

Officials: Nathan Bemis, Keith Patterson, Kevin Raher  
 Technical fouls: Chattanooga-Kevin Easley, Southeast Missouri-None.  
 Attendance:  
 Game 3 of the Goldie and Herman Ungar Classic

Score by periods	1st	2nd	Total
Chattanooga	17	25	42
Southeast Missouri	26	37	63

Points	In	Off	2nd	Fast	Bench
UTC	10	12	2	4	7
SEMO	32	8	2	23	19

## GAME 7

### SOUTHEAST MISSOURI 72, MISSOURI S&T 69

November 27, 2018 • Show Me Center • Cape Girardeau, Mo.

#### Missouri S&T 69 • 2-4

#	Player	Total		3-Ptr	Rebounds		PF	TP	A	TO	Blk	Stl	Min		
		FG-FGA	FG-FGA	FT-FTA	Off	Def									
12	Sarajlic, Ervin	f	5-15	3-11	0-0	2	6	8	2	13	1	3	1	35	
24	Louiserre, Romain	f	3-7	0-1	5-6	5	4	9	3	11	0	3	0	26	
02	Hedgepeth, CJ	g	10-16	3-4	5-8	1	4	5	3	28	0	2	0	39	
03	Newt, Jordan	g	3-11	1-7	2-2	1	3	4	1	9	3	0	0	32	
25	Miller, Juwan	g	1-6	0-1	0-0	1	1	2	1	2	5	3	0	23	
15	Muhammad, Yahmir	m	2-5	1-2	0-0	0	1	1	1	5	0	3	0	16	
23	Andric, Nikola	k	0-0	0-0	1-3	1	2	3	1	1	0	1	0	17	
44	Bushman, Kyle	k	0-0	0-0	0-0	0	0	0	0	0	0	0	0	2	
Team						0	1				1				
Totals			24-60	8-26	13-19	11	22	33	12	69	9	16	1	8	200
FG % 1st Half: 10-30 33.3%    2nd half: 14-36 38.9%    Game: 24-60 40.0%    Deadball															
3-PT % 1st Half: 3-13 23.1%    2nd half: 5-13 38.5%    Game: 8-26 30.8%    Rebounds															
FT % 1st Half: 9-13 69.2%    2nd half: 4-6 66.7%    Game: 13-19 68.4%															

FG % 1st Half: 10-30 33.3% 2nd half: 14-30 46.7% Game: 24-60 40.0%  
 3FG % 1st Half: 3-13 23.1% 2nd half: 5-13 38.5% Game: 8-26 30.8%  
 FT % 1st Half: 9-13 69.2% 2nd half: 4-6 66.7% Game: 13-19 68.4%

Deadball  
Rebounds  
1

#### Southeast Missouri 72 • 4-3

#	Player	Total		3-Ptr	Rebounds				PF	TP	A	TO	Blk	Stl	Min
		FG-FGA	FG-FGA		FT-FTA	Off	Def	Total							
13	GABLE, Isaiah	f	1-7	1-5	0-0	2	2	2	0	3	0	1	0	1	15
23	TOLBERT, Sage	f	1-2	0-0	1-2	2	3	5	1	3	0	4	0	1	16
03	HOGAN, Skyler	g	6-9	2-4	0-0	2	2	4	3	14	1	2	0	0	26
05	DALTON, Jonathan	g	2-3	0-0	1-4	0	1	1	3	5	3	0	0	0	20
25	BREWER, Ledarius	g	7-13	3-6	3-3	0	11	11	3	20	1	5	0	2	34
01	CALDWELL, Alex		3-7	1-4	0-0	0	0	0	2	7	4	1	1	3	16
04	KAO, Oscar		0-1	0-1	0-0	0	0	0	0	0	0	0	0	0	3
11	RUSSELL, Nygal		3-4	0-0	1-4	0	3	3	7	1	0	0	0	2	13
15	LEWIS, Donnie		0-0	0-0	0-0	0	0	0	1	0	1	0	0	0	8
30	MCGLOTHAN, Gabe		4-11	1-4	0-0	3	6	9	1	9	1	3	1	2	27
42	LAROS, Mark		2-2	0-0	0-0	3	2	5	1	4	0	4	0	0	22
	Team					1	0	1			1				
Totals			29-59	8-24	6-13	11	30	41	18	72	12	22	2	11	200

FG % 1st Half: 16-27 59.3% 2nd half: 13-32 40.6% Game: 29-59 49.2%  
 3FG % 1st Half: 6-12 50.0% 2nd half: 2-12 16.7% Game: 8-24 33.3%  
 FT % 1st Half: 1-4 25.0% 2nd half: 5-9 55.6% Game: 6-13 46.2%

Deadball  
Rebounds  
4

Officials: Tyler Kumpf, Brad Fritsche, Tariq Lucas  
 Technical fouls: Missouri S&T-None, Southeast Missouri-None.  
 Attendance: 650

Score by periods	1st	2nd	Total
Missouri S&T	32	37	69
Southeast Missouri	39	33	72

Points	In	Off	2nd	Fast	Bench
MST	30	13	13	4	6
SEMO	36	15	11	6	27

## GAME 6

### SOUTH ALABAMA 79, SOUTHEAST MISSOURI 58

November 19, 2018 • Mitchell Center • Mobile, Ala.

#### Southeast Missouri 58 • 3-3

#	Player	FG-TOTAL		3-Ptr	Rebounds				PF	TP	A	TO	Blk	Stl	Min
		FG	FGA	FG-FGA	FT	FTA	Off	Def							
13	GABLE, Isaiah	f	2-6	2-6	0-1	0	4	4	3	6	0	0	1	0	16
23	TOLBERT, Sage	f	4-6	0-1	3-4	2	2	4	3	11	1	2	0	0	22
03	HOGAN, Skyler	g	2-6	0-2	2-2	1	0	1	2	6	0	1	0	1	25
05	DALTON, Jonathan	g	1-3	0-0	0-0	0	4	4	0	2	7	1	0	1	27
25	BREWER, Ledarius	g	3-12	2-7	2-2	1	6	7	2	10	0	8	0	1	29
01	CALDWELL, Alex		1-8	0-3	0-0	1	2	3	0	2	1	0	0	0	20
00	CUFFEE, Khalil		0-2	0-2	0-0	0	0	0	0	0	0	0	0	0	3
04	KAO, Oscar		1-2	1-2	0-0	0	0	0	0	3	0	0	0	0	3
11	RUSSELL, Nygal		2-5	0-1	0-2	0	5	5	2	4	2	1	0	1	16
15	LEWIS, Donnie		0-0	0-0	0-0	0	0	0	0	0	0	0	0	0	3
30	MCGLOTHAN, Gabe		3-9	1-4	0-0	3	2	5	3	7	2	0	1	0	23
42	LAROS, Mark		2-3	0-0	3-5	5	4	9	2	7	0	2	0	0	13
Team						3	1	4							
Totals			21-62	6-28	10-16	16	30	46	17	58	13	15	2	4	200
FG % 1st Half: 12-31 38.7% 2nd half: 9-31 29.0% Game: 21-62 33.9% Deadball															
FT % 1st Half: 3-12 25.0% 2nd half: 3-13 18.8% Game: 6-28 21.4% Rebounds															
FT % 1st Half: 3-4 75.0% 2nd half: 12-17 58.3% Game: 10-16 62.5% 2															

FG % 1st Half: 12-31 38.7% 2nd half: 9-31 29.0% Game: 21-62 33.9%  
 3FG % 1st Half: 3-12 25.0% 2nd half: 3-16 18.8% Game: 6-28 21.4%  
 FT % 1st Half: 3-4 75.0% 2nd half: 7-12 58.3% Game: 10-16 62.5%

Deadball  
Rebounds  
2

#### South Alabama 79 • 3-2

#	Player	Total	3-Ptr			Rebounds			Off	Def	TP	A	TO	Blk	Stl	Min
		FG-FGA	FG-FGA	FT-FTA												
03	Morris, Kevin	f	1-1	0-0	2-4	1	2	3	4	0	1	1	0	1	11	
02	Mitchell, Thrae	f	4-12	1-6	2-2	1	8	9	1	11	4	1	2	1	35	
01	McGee, Herb	g	2-4	0-2	1-4	0	6	6	1	5	11	1	0	2	34	
14	Sikes, Rodrick	g	10-22	6-16	4-5	0	1	1	2	30	0	2	0	2	37	
30	Dial, Abdul	g	2-4	1-2	0-0	0	1	1	3	5	1	1	1	0	24	
12	Kelly, R.J.		3-5	0-1	3-6	1	3	4	3	9	0	1	0	1	26	
25	Andrews, Jordan		5-7	5-7	0-0	0	4	4	3	15	1	1	0	0	23	
50	Bedway, John		0-2	0-0	0-0	0	1	1	2	0	2	0	0	0	10	
	Team					1	2									
	Totals		27-57	13-34	12-21	4	28	32	18	79	19	8	4	6	200	
3FG % 1st Half: 14-33 42.4% 2nd half: 13-24 54.2% Game: 27-57 47.4% Deadball																
3FG % 2nd Half: 9-23 39.1% 2nd half: 11-34 32.4% Game: 12-34 35.3% 1st Half: 12-34 35.3%																
FT % 1st Half: 2-5 40.0% 2nd half: 10-16 62.5% Game: 12-21 57.1% 2nd Half: 10-16 62.5%																
5.1																

# YOUR REDHAWKS

## 2018-19 BASKETBALL NOTES

### GAME 9

#### SOUTHEAST MISSOURI 77, MISS. VALLEY ST. 57

December 4, 2018 • Harrison Complex • Itta Bena, Miss.

##### Southeast Missouri State 77 • 5-4

#	Player	Total		3-Ptr	Rebounds		PF	TP	A	TO	Blk	Stl	Min		
		FG-FGA	FG-FGA	FT-FTA	Off	Def									
13	GABLE, Isaiah	f	4-8	3-6	0-0	0	2	2	3	11	2	0	0	1	21
23	TOLBERT, Sage	f	1-4	0-0	0-2	1	10	11	2	2	1	4	1	1	18
03	HOGAN, Skyler		10-16	5-8	0-0	1	1	2	2	25	4	1	2	1	35
05	DALTON, Jonathan	g	2-6	1-3	2-2	0	4	4	1	7	4	3	1	1	29
25	BREWER, Ledarius	g	2-9	1-6	0-2	0	3	3	5	5	0	0	0	0	15
00	CALDWELL, Alex		2-5	1-3	3-3	1	1	2	1	8	0	1	0	1	20
01	CUFFEE, Khalil		1-2	1-2	1-2	0	0	0	3	4	0	1	0	0	2
04	KAO, Oscar		0-0	0-0	0-0	0	0	0	0	0	0	0	0	0	1
11	RUSSELL, Nygal		1-5	0-0	0-0	3	4	7	4	2	1	2	0	1	17
15	LEWIS, Donnie		0-0	0-0	0-0	0	0	0	0	0	0	0	0	0	5
20	MCGLOTHAN, Gabe		5-9	0-1	1-2	4	4	8	4	11	3	0	4	1	27
42	LAROS, Mark		1-3	0-0	0-0	2	0	2	1	2	0	0	1	0	10
	Team					1	2	3							
Totals			29-67	12-29	7-13	13	31	44	26	77	15	12	9	7	200

FG % 1st Half: 13-35 37.1% 2nd half: 16-32 50.0% Game: 29-67 43.3% Deadball Rebounds 5  
 3FG % 1st Half: 5-14 35.7% 2nd half: 7-15 46.7% Game: 12-29 41.4%  
 FT % 1st Half: 2-4 50.0% 2nd half: 5-9 55.6% Game: 7-13 53.8%

##### Mississippi Valley State 57 • 2-8

#	Player	Total		3-Ptr	Rebounds		PF	TP	A	TO	Blk	Stl	Min	
		FG-FGA	FG-FGA	FT-FTA	Off	Def								
01	SCOTT, Dante	f	6-16	0-3	7-14	0	3	3	2	19	1	0	0	32
11	MITCHELL, Marcus	f	1-3	0-0	1-4	3	4	7	1	3	1	0	1	14
33	KORACIN, Aleksa	c	0-0	0-0	0-0	6	6	12	1	2	0	4	0	27
05	ECKWOOD, Tereke	c	3-13	1-4	3-5	0	2	2	0	10	3	4	0	28
21	RUCKER, Patrick	g	0-0	0-0	1-2	0	4	4	0	1	2	1	0	19
00	BARNES, Zachary	g	0-0	0-0	0-0	0	0	0	0	0	0	0	0	1
02	SIMMONS, Torico	g	1-1	0-0	0-0	0	1	1	0	2	0	1	0	12
03	EVANS, Jordan	g	1-7	1-5	4-4	0	0	0	4	7	1	2	0	21
10	EJEH, Emmanuel	g	4-6	0-0	0-0	4	4	8	0	8	0	0	1	13
12	HUNT, Lorenzo	g	0-0	0-0	3-5	0	2	2	0	3	0	0	1	15
15	GREEN, Michael	g	1-4	0-3	0-0	0	0	0	0	2	0	1	0	10
20	LUCIEN, Fritz	g	0-0	0-0	0-0	0	0	0	0	0	0	0	0	1
23	ALLEN, Lacurtis	g	0-1	0-0	0-0	0	0	0	0	0	0	0	0	3
24	HOLLOWAY, Gregory	g	0-1	0-0	0-0	1	0	1	0	1	0	0	0	1
32	ALLISON, Kaleb	g	0-0	0-0	0-0	1	0	1	0	0	0	0	0	3
	Team					3	0	3						
Totals			18-58	2-15	19-34	18	26	44	9	57	8	14	3	200

FG % 1st Half: 9-28 32.1% 2nd half: 9-30 30.0% Game: 18-58 31.0% Deadball Rebounds 6  
 3FG % 1st Half: 1-9 11.1% 2nd half: 1-6 16.7% Game: 2-15 13.3%  
 FT % 1st Half: 6-15 40.0% 2nd half: 13-19 68.4% Game: 19-34 55.9%

Officials: Andre Crawford (R); Chris Ford (U1), Clyde Owens (U2)  
 Technical fouls: Southeast Missouri State-None, Mississippi Valley State-TEAM.  
 Attendance: 978

Score by periods	1st	2nd	Total
Southeast Missouri State	33	44	77
Mississippi Valley State	25	32	57

	Points	In	Off	2nd	Fast	Bench
SEMO	28	17	12	4		27
VALLEY	22	12	13	4		22