

# YOUR REDHAWKS

2018-19 SOUTHEAST MISSOURI BASKETBALL

## GAME

# 2



## SOUTHEAST MISSOURI (0-1) AT BRADLEY (1-0)

**Date**.....Saturday, November 10, 2018  
**Tip-Off**.....1 p.m., CT  
**Location**.....Peoria, Ill.  
**Arena**.....Carver Arena (11,164)  
**Series History**.....BU leads, 8-2  
**Last Meeting**.....BU 75, SEMO 67  
Dec. 20, 2017 / Cape Girardeau, Mo.

**Head Coaches**.....Rick Ray (77-120 overall;  
34-60 at SEMO; 19-31 OVC). Brian Wardle  
(38-60 overall, 38-60 at BU).

**Strategic Communications**  
Jeff Honza  
Assistant Director of Athletics  
**Phone:** (573) 651-2933  
**Email:** redhawk1@me.com

### Gameday Coverage

**Radio**...Real Rock 99.3 FM & SEMO ESPN 1220 AM  
(Cody Sandusky)

**Video**.....ESPN3

**Live Stats**.....BUBraves.com

**Twitter**.....@SEMOMBB

**GOSOUTHEAST.COM**

**#LETSSOAR**

## 2018-19 SCHEDULE/RESULTS

### November (0-1)

6	at Saint Louis	ESPN+	L, 65-75
10	at Bradley		1 p.m.
12	Quincy	ESPN+	6:30 p.m.
16	vs. Jacksonville !		4:05 p.m.
17	vs. UT Chattanooga !		4:05 p.m.
19	at South Alabama		7:05 p.m.
27	Missouri S&T	ESPN+	6:30 p.m.

### December (0-0)

1	Western Illinois	ESPN+	6:30 p.m.
4	at Mississippi Valley State		6 p.m.
8	Southern Illinois	ESPN+	6:30 p.m.
15	at The Citadel		Noon
17	at Florida State		6 p.m.
21	Abilene Christian	ESPN+	6:30 p.m.

### January (0-0, 0-0 OVC)

3	at SIU Edwardsville*	ESPN+	7:30 p.m.
5	UT Martin*	ESPN+	4:30 p.m.
10	Austin Peay*	ESPN+	7:45 p.m.
12	Murray State*	ESPN+	4:30 p.m.
17	at Morehead State*	ESPN+	6:35 p.m.
19	at Eastern Kentucky*	ESPN+	6 p.m.
24	SIU Edwardsville*	ESPN+	7:45 p.m.
26	Eastern Illinois*	ESPN+	4:30 p.m.
31	at Belmont*	ESPN+	7 p.m.

### February (0-0, 0-0 OVC)

2	at Tennessee State*	ESPN+	7:30 p.m.
7	Tennessee Tech*	ESPN+	7:45 p.m.
9	Jacksonville State*	ESPN+	4:30 p.m.
14	at UT Martin*	ESPN+	7:30 p.m.
16	at Eastern Illinois*	ESPN+	3:15 p.m.
21	at Austin Peay*	ESPN+	8 p.m.
23	at Murray State*	ESPN+	7 p.m.
28	Tennessee State*	ESPN+	7:45 p.m.

### March (0-0, 0-0 OVC)

2	Belmont*	ESPN+	7 p.m.
6-9	OVC Tournament		Evansville, Ind.

All games are broadcast live on the radio at Real Rock 99.3 FM and ESPN 1220 AM. All times are Central and subject to change; \* - Denotes Ohio Valley Conference Game; ! - South Alabama Tournament, Mobile, Ala.

### Opening Week Continues

Southeast Missouri (0-1) remains on the road to face Missouri Valley Conference member Bradley (1-0) Saturday. Tip-off is set for 1 p.m., CT, at Carver Arena.

### Follow the Redhawks

Fans can listen to Saturday's game live on the radio at SEMO ESPN 1220 AM. Cody Sandusky will call the action. Video can be accessed online at ESPN3. Live stats are available at BUBraves.com. Twitter updates provided @SEMOMBB.

### Series History

This year marks the third-straight where Southeast Missouri and Bradley meet. BU leads the overall series by a count of 8-2 and has won each of the last six matchups between these teams. SEMO has never beaten the Braves in Peoria, Illinois where it is 0-8 all-time. BU beat the Redhawks the last time they visited Carver Arena, 84-78, on Nov. 18, 2016.

### Against the Missouri Valley

Saturday's game against Bradley marks Southeast Missouri's 300th meeting with a Missouri Valley Conference team. Bradley is the first of two MVC schools the Redhawks face this season. SEMO is 109-190 all-time against the MVC. That record includes a 46-69 mark against SIU, 0-1 record vs. Drake, 5-10 record vs. Evansville, 2-8 mark vs. Bradley, 1-8 record vs. Illinois State, 0-2 record vs. Indiana State and a 55-92 mark vs. Missouri State. SEMO beat longtime rival Southern Illinois, 75-69, for its last win over a MVC opponent on Dec. 9, 2017.

### First Career Starts

Sophomore Isaiah Gable, junior Skyler Hogan and freshman Sage Tolbert made their first career starts at Saint Louis (Nov. 6). Gable scored six points, Tolbert added seven points and five rebounds, and Hogan added four points and four boards.

### Division I Debuts

Six different Redhawks, including Sage Tolbert, Skyler Hogan, Alex Caldwell, Oscar Kao, Nygal Russell and Gabe McGlothlan played their first NCAA Division I game at Saint Louis (Nov. 6). Caldwell (14), Tolbert (7) and McGlothlan (7), all freshmen, combined for 28 points.

### Late Rally

Southeast Missouri scored 41 points in a furious second half to give Preseason Atlantic 10 favorite Saint Louis all it could handle during its season-opener on Nov. 6. SEMO trailed by as many as 22 points and was down, 40-26, at halftime before rallying to win the game's final 20 minutes. Freshman Gabe McGlothlan made a jumper to pull the Redhawks to within five, 69-64, with 45 seconds on the clock. Fellow rookie Alex Caldwell split two free throws to make it a five-point game again seven seconds later and that was as close as SEMO would get.

## THIS IS SEMO

**Southeast Missouri** or **SEMO** is the preferred reference for Southeast Missouri State University athletic teams. Southeastern Missouri State is not an acceptable reference.



# YOUR REDHAWKS

## 2018-19 BASKETBALL NOTES / BRADLEY GAME

SEMO heated up to shoot 55.2 percent (16-of-29) from the field in the second half.

### Season-Opening Games

Following its strong effort against Saint Louis (Nov. 6), Southeast Missouri now stands at 10-18 in season-opening games since moving to the NCAA Division I ranks in 1991-92. This year marked the 12th time in 13 seasons where the Redhawks tipped off a season on the road.

### Brewer Leads the Way

Ledarius Brewer began the season with a team-high 18 points against Saint Louis (Nov. 6). Brewer shot 7-of-17 from the field, knocked down a pair of 3-pointers, made two free throws and grabbed seven rebounds in a team-best 33 minutes. He dished out two assists and collected two steals, as well. Brewer finished as Southeast Missouri's top scorer for the seventh time in his career and recorded his 23rd career double figure scoring game.

### Non-Conference Play

The Redhawks have 15 non-conference wins with Rick Ray as their head coach. Southeast Missouri's most non-conference victories in a season under Ray stand at six during both the 2016-17 and 2017-18 campaigns. SEMO is looking to end a four-game losing streak against non-conference schools. Its last non-league win was on the road against a Missouri Valley Conference opponent in Southern Illinois (75-69, Dec. 9, 2017).

### Scoring Streak

Sophomore guard Ledarius Brewer has scored in 21-consecutive starts dating back to last season. Brewer scored double figures in nine-straight games and 19 of his previous 21. He went over 450 (467) career points at Saint Louis (Nov. 6).

### About Bradley

Bradley improved its win total by seven games during the 2017-18 campaign, posting a 20-13 overall record to go with a 9-9 Missouri Valley Conference mark. BU reached the 20-win mark for the first time since 2009. The Braves placed fifth in the MVC standings before

### 2018-19 SOUTHEAST MISSOURI REDHAWKS ROSTER

No.	Name	Pos.	Ht.	Wt.	Cl.	Yr.	Hometown (High School/College)
0	Alex Caldwell	G	6-0	170	Fr.	1st	Columbia, S.C. (Wilson)
1	Khalil Cuffee	G	6-4	210	Fr.	2nd	Fairburn, Ga. (Langston Hughes)
2	Jordan Love	G	6-5	165	Fr.	1st	Durham, N.C. (Voyager Academy)
3	Skyler Hogan	G	6-5	213	Jr.	4th	Melbourne, Fla. (Holy Trinity Episcopal/Embry-Riddle)
4	Oscar Kao	G	6-0	175	So.	2nd	Taipei, Taiwan (Songshan/Marshalltown CC)
5	Jonathan Dalton	G	5-10	155	Sr.	4th	New Orleans, La. (West Jefferson/Copiah-Lincoln CC)
11	Nygael Russell	G	6-4	195	Fr.	2nd	Houston, Texas (ASPIRE Academy, Louisville, Ky.)
13	Isaiah Gable	F	6-7	195	So.	2nd	Greenville, Ohio (Greenville)
14	Quatarrius Wilson#	F	6-8	200	Sr.	4th	Mobile, Ala. (Gardendale/McNeese State)
15	Donnie Lewis*	G	6-1	170	Sr.	4th	Lexington, Ky. (Paul Dunbar/Spalding University)
22	Jack Lake*	C	6-8	215	Sr.	5th	Jackson, Mo. (Saxony Lutheran/Fontbonne)
23	Sage Tolbert	F	6-8	200	Fr.	1st	Richmond, Texas (Combine Academy, Charlotte, N.C.)
25	Ledarius Brewer	G	6-5	200	So.	2nd	Meridian, Miss. (Meridian)
30	Gabe McGlothlan	F	6-7	225	Fr.	1st	Gilbert, Ariz. (Putnam Science Academy, Conn.)
42	Mark Laros	C	6-10	223	Sr.	4th	Hengelo, Netherlands (Montessori College Twente/Mineral Area College)

\* Walk-on

# Will sit out the season due to NCAA Division I transfer regulations

**Head Coach:** Rick Ray, Fourth Year (Grand View College, 1994)

**Associate Head Coach:** Adam Gordon, Fourth Year (Tampa, 2006)

**Assistant Coach:** Nick Lagroone, Fourth Year (Southern Wesleyan, 2011)

**Assistant Coach:** Keith Pickens, First Year (Missouri State, 2013)

**Director of Operations:** Al Myers, First Year (Wichita State, 1992)

**Graduate Assistant:** Kevin Kozan, First Year (Henderson State, 2016)



#### Pronunciations

Khalil Cuffee ..... kah-leel  
 Oscar Kao ..... kay-oh  
 Mark Laros ..... lair-ohs  
 Nygael Russell ..... nye-juhl

#### Breakdown by Class

Seniors ..... 4  
 Juniors ..... 2  
 Sophomores ..... 3  
 Freshmen ..... 6

### 2018-19 OHIO VALLEY CONFERENCE STANDINGS (AS OF NOV. 7)

	OVC					Overall					
	Record	Pct.	Home	Away	Streak	Record	Pct.	Home	Away	Neutral	Streak
Austin Peay	0-0	.000	0-0	0-0	-	1-0	1.000	1-0	0-0	0-0	W1
Morehead State	0-0	.000	0-0	0-0	-	1-0	1.000	1-0	0-0	0-0	W1
UT Martin	0-0	.000	0-0	0-0	-	1-0	1.000	1-0	0-0	0-0	W1
Belmont	0-0	.000	0-0	0-0	-	0-0	.000	0-0	0-0	0-0	-
Jacksonville State	0-0	.000	0-0	0-0	-	0-0	.000	0-0	0-0	0-0	-
Murray State	0-0	.000	0-0	0-0	-	0-0	.000	0-0	0-0	0-0	-
Tennessee State	0-0	.000	0-0	0-0	-	0-0	.000	0-0	0-0	0-0	-
Eastern Kentucky	0-0	.000	0-0	0-0	-	0-1	.000	0-1	0-0	0-0	L1
Eastern Illinois	0-0	.000	0-0	0-0	-	0-1	.000	0-0	0-1	0-0	L1
SIUE	0-0	.000	0-0	0-0	-	0-1	.000	0-1	0-0	0-0	L1
Southeast Missouri	0-0	.000	0-0	0-0	-	0-1	.000	0-0	0-1	0-0	L1
Tennessee Tech	0-0	.000	0-0	0-0	-	0-1	.000	0-0	0-1	0-0	L1



# YOUR REDHAWKS

2018-19 BASKETBALL NOTES / BRADLEY GAME

advancing to the MVC Tournament semifinals for the first time since 2010. BU returns its top three scorers from 2017-18. Darrell Brown led the Braves with 13.5 points a game, while Nate Kennell and Elija Childs followed with 9.2 and 8.4 points per contest, respectively. BU, which defeated UW-Parkside, 74-58, Wednesday, plays at home for its first three games this season.

## Caldwell Steps Up

Freshman guard Alex Caldwell scored 14 points for the first double figure game of his Southeast Missouri career at Saint Louis (Nov. 6). Caldwell shot 4-of-7 from the field, buried two 3-pointers and added a near-perfect 5-of-6 free throws in 19 minutes off the bench. He also pulled down four rebounds and led the Redhawks with four assists. In two-straight years, SEMO has had a true freshman score double figures off the bench in its season-opener. Ledarius Brewer also accomplished that feat with 14 points against Missouri Baptist on Nov. 10, 2017.

## On the Rebound

Point guard Jonathan Dalton and center Mark Laros are coming up on 100 rebounds in their Southeast Missouri careers. Dalton needs four more, while Laros needs six to hit that mark.

## Brewer Lands Preseason All-OVC Honors

Sophomore guard Ledarius Brewer was named to the 2018-19 Preseason All-Ohio Valley Conference Team on Oct. 23. A native of Meridian, Mississippi, Brewer averaged 14.5 points per game as SEMO's second-leading scorer as a freshman. He played in 31 games, made 27 starts and led the Redhawks with 71 three-pointers made. Brewer ranked 14th in the OVC in scoring, 15th in free throw percentage (.740), sixth in 3-point field goals made (2.3 per game) and 21st in minutes played (29.4 mpg). He scored double figures in 24 of his 27 starts, while also leading the team in blocks (16). Additionally, Brewer rated second in the team in assists (57) and third in steals (29) as an OVC All-Newcomer selection during his rookie campaign.

## Welcome to Division I

This season marks the first year of NCAA Division I basketball for nine players on Southeast Missouri's roster. Skyler Hogan, Khalil Cuffee, Alex Caldwell, Jordan Love, Oscar Kao, Nygal Russell, Jack Lake, Sage Tolbert and Gabe McGlothan are new to the NCAA Division I scene this year. Hogan, Caldwell, Kao, Russell, Tolbert and McGlothan saw action in their first Division I game at Saint Louis (Nov. 6).

## 2017-18 STATS COMPARISON

SEMO	BU
0-1.....Record .....	1-0
0-0.....Conference Record.....	0-0
65.0.....Points Per Game.....	74.0
75.0.....Opp. Points Per Game.....	58.0
-10.0.....Scoring Margin .....	+16.0
.431.....Field Goal Percentage.....	.476
.481.....Opp. Field Goal Percentage.....	.426
.412.....3-Point Field Goal Percentage.....	.231
.160.....Opp. 3-Point Field Goal Percentage.....	.286
.800.....Free Throw Percentage.....	.733
.576.....Opp. Free Throw Percentage.....	.444
31.0.....Rebounds Per Game .....	43.0
39.0.....Opp. Rebounds Per Game.....	25.0
-8.0.....Rebounding Margin .....	+18.0
14.0.....Assists Per Game.....	13.0
16.0.....Turnovers Per Game .....	17.0
-2.0.....Turnover Margin.....	+2.0
1.0.....Blocks Per Game .....	4.0
4.0.....Steals Per Game.....	13.0

## THIS WEEK'S SCHEDULE/RESULTS

### Tuesday, November 6

Morehead State 102, Kentucky Christian 82  
Austin Peay 114, Oakland City 53  
Pacific 74, @SIUE 65  
Memphis 76, Tennessee Tech 61  
Texas 71, Eastern Illinois 59

### Saint Louis 75, Southeast Missouri 65

UT Martin 91, Cumberland 58

### Wednesday, November 7

Marshall 105, Eastern Kentucky 77

### Thursday, November 8

Morehead State at UConn, 6 p.m., CT

### Friday, November 9

Jacksonville State at Samford, 6:30 p.m., CT  
Austin Peay at Mississippi State, 6:30 p.m., CT

### Saturday, November 10

Eastern Illinois at IUPUI, Noon, CT  
**Southeast Missouri at Bradley, 1 p.m., CT**  
Tennessee State at Lipscomb, 3 p.m., CT  
Morehead State at Syracuse, 6 p.m., CT  
Eastern Kentucky at Chattanooga, 6 p.m., CT  
UT Martin at Western Kentucky, 6 p.m., CT  
Presbyterian at Tennessee Tech, 6 p.m., CT  
Winthrop at SIUE, 7 p.m., CT  
Illinois State at Belmont, 7 p.m., CT  
Wright State at Murray State, 7 p.m., CT

## SOUTHEAST MISSOURI PROBABLE STARTERS



3

Skyler Hogan  
G / 6-5 / 213 / Jr.  
Melbourne, Fla.

4.0 ppg, 4.0 rpg,  
0.0 apg



5

Jonathan Dalton  
G / 5-10 / 155 / Sr.  
New Orleans, La.


7.0 ppg, 2.0 rpg,  
3.0 apg



13

Isaiah Gable  
F / 6-7 / 195 / So.  
Greenville, Ohio

6.0 ppg, 1.0 rpg,  
1.0 apg



23

Sage Tolbert  
F / 6-8 / 200 / Fr.  
Richmond, Texas

7.0 ppg, 5.0 rpg,  
0.0 apg



25

Ledarius Brewer  
G / 6-5 / 200 / So.  
Meridian, Miss.

18.0 ppg, 7.0 rpg,  
2.0 apg

# YOUR REDHAWKS

2018-19 BASKETBALL NOTES / BRADLEY GAME

## HONORS & AWARDS

### Preseason All-OVC

Ledarrius Brewer, So., G

## 2018-19 OVC PRESEASON POLL

### Team (First-Place Votes)

Belmont (8).....	227
Murray State (9).....	221
Jacksonville State (7).....	211
Austin Peay.....	188
Tennessee Tech.....	135
Eastern Kentucky.....	118
Eastern Illinois.....	116
Tennessee State.....	101
Southeast Missouri.....	82
Morehead State.....	78
UT Martin.....	77
SIU Edwardsville.....	30

## 2018-19 PRESEASON ALL-OVC TEAM

### Name, Position, School

Shaq Buchanan, G, Murray State

### Ledarrius Brewer, G, Southeast Missouri

Jason Burnell, F, Jacksonville State

Christian Cunningham, F, Jacksonville State

Lamontray Harris, F, Morehead State

Fatodd Lewis, F, UT Martin

Terrell Lewis, G, Eastern Illinois

Nick Mayo, F, Eastern Kentucky

Kevin McClain, G, Belmont

Ja Morant, G, Murray State

Terry Taylor, G/F, Austin Peay

Dylan Windler, G/F, Belmont

### Preseason Player of the Year

Dylan Windler, G/F, Belmont

## Fourth Year

Rick Ray is in his fourth year as Southeast Missouri's head coach. From top to bottom, SEMO has its most talented roster with Ray at the helm. The Redhawks finished their 2017-18 season with an overall record of 14-17 and 8-10 in the Ohio Valley Conference. SEMO finished seventh in the OVC standings, three spots ahead of where it was picked in the league's Preseason Poll (10th).

## Eligible for Postseason Play

The NCAA's academic and membership affairs granted Southeast Missouri full relief from all practice and competition restrictions for the 2018-19 academic year related to the team's four-year Academic Progress Rate score. Having improved their score and put in place a number of departmental enhancements, the Redhawks will be able to compete in the postseason and there will be zero restrictions this upcoming season. In 2017-18, SEMO was unable to compete in the postseason due to a NCAA Academic Progress Rate historic penalty.

## Roster Breakdown

Southeast Missouri's 15-man roster includes seven returnees and eight newcomers. The Redhawks return two starters in guards Ledarrius Brewer and Jonathan Dalton. Brewer ranked second on the team in scoring with 14.5 points per game in 31 games and 27 starts as a freshman, while Dalton started 30 games at points guard, leading the team in assists (168) and steals (38) a year ago.

## Season 112

The 2018-19 campaign marks the 112th season of Southeast Missouri basketball. It is also SEMO's 28th season at the NCAA Division I level. The Redhawks are 326-461 overall and 183-270 in the Ohio Valley Conference as a NCAA Division I program. SEMO also has 15 OVC Tournament appearances, one OVC regular-season championship (2000), one OVC Tournament title (2000) and one NCAA Tournament berth (2000) in its Division I era.

## OVC Top Five

The Redhawks ranked among the top five Ohio Valley Conference leaders in six categories last season. Southeast Missouri led the OVC in 3-point field goal percentage (.392), was second in 3-point field goals made (9.3), third in both scoring offense (76 ppg) and field goal percentage (.460), fourth in assist/turnover ratio (1.1) and fifth in assists (13.6 per game). In league games only, the Redhawks rated second in 3-point field goals made (10 per game) and third in scoring offense (76.8 ppg).

## 3-Point Record Again

Southeast Missouri drained a single-season school record 289 three-pointers in 2017-18, averaging 9.3 per game. SEMO made 10 or more 3-pointers in 15 contests. The Redhawks buried a season-best 16 three-pointers at Eastern Kentucky (Feb. 26). SEMO's 289 threes surpassed its previous record of 263 the year before. The Redhawks topped the OVC with a .392 three-point field goal percentage.

## Big Freshman Year

Guard Ledarrius Brewer is looking to build on his big rookie season. Brewer is Southeast Missouri's top returning scorer, who averaged 14.5 points in 31 contests and 27 starts as a freshman. He ranked second on the team in scoring and led the Redhawks with 71 three-pointers made. Brewer ranked first on the team in blocks (16), third in steals (29) and second in assists (57). He rated 14th in the Ohio Valley Conference in scoring, 15th in free throw percentage (.740), sixth in 3-point field goals made (2.3 per game) and 21st in minutes played (29.4 mpg). Brewer scored double figures in 24 of his 27 starts.

## Running Point

Senior Jonathan Dalton is back as Southeast Missouri's starting point guard. Dalton, who hails from New Orleans, Louisiana, started 30 games and led the Redhawks in assists (168) and steals (38) last season. He also surpassed 200 assists in his career. Dalton is one of four players on this year's roster who are capable of playing the point guard spot. Fellow returnee Donnie Lewis and newcomers Oscar Kao and Alex Caldwell are the others. It's the first time



# YOUR REDHAWKS

2018-19 BASKETBALL NOTES / BRADLEY GAME

under head coach Rick Ray where there have been this many players available to play point guard.

## 80 or More

Southeast Missouri scored 80 or more points a total of 13 times in 2017-18. The Redhawks 24-point victory (83-59) over Hannibal-LaGrange (Nov. 28) was their largest of the year. That was SEMO's biggest margin of victory in a non-conference game since the Redhawks beat Central Arkansas, 87-63, on Dec. 1, 2016. SEMO scored a season-high 95 points at Louisiana Tech (Nov. 13), its most in a game under head coach Rick Ray.

## Season Sweeps

The Redhawks recorded three sweeps of Ohio Valley Conference opponents in 2017-18. Southeast Missouri swept SIU Edwardsville, Morehead State and Eastern Illinois. The Redhawks now have a total of five season sweeps of league opponents under head coach Rick Ray.

## Up Next

Southeast Missouri hosts NCAA Division II member Quincy in its home-opener on Nov. 22. Tip-off is set for 6:30 p.m., CT, at the Show Me Center.

## Happy Birthday

A total of five players will celebrate their birthdays during the 2018-19 basketball season. Alex Caldwell (Nov. 18), Mark Laros (Dec. 10), Nygal Russell (Feb. 2), Gabe McGlothlan (Mar. 3) and Donnie Lewis (Mar. 7) form that group. Here is the Redhawks entire birthday ledger.

Ledarius Brewer .....	Sept. 24, 1998
Alex Caldwell .....	Nov. 18, 1999
Khalil Cuffee.....	July 26, 1998
Jonathan Dalton .....	Mar. 26, 1997
Isaiah Gable.....	July 27, 1998
Skyler Hogan.....	June 25, 1997
Oscar Kao .....	Sept. 22, 1998
Jack Lake.....	Mar. 14, 1996
Mark Laros .....	Dec. 10, 1996
Donnie Lewis .....	Mar. 7, 1996
Jordan Love.....	June 21, 2000
Gabe McGlothlan.....	Mar. 3, 1999

Nygal Russell .....	Feb. 2, 1999
Sage Tolbert.....	July 16, 1999
Quatarrius Wilson .....	June 26, 1996

## OVC Preseason Poll

Southeast Missouri was picked ninth in the 2018-19 Ohio Valley Conference Preseason Poll. The Redhawks collected 82 points in the overall voting by OVC Head Coaches and Sports Information Directors. Belmont (227 pts., 8 first-place votes) was tabbed the preseason-favorite followed by Murray State (221 pts., 9 first-place votes), Jacksonville State (211 pts., 7 first-place votes), Austin Peay (188 pts.), Tennessee Tech (135 pts.), Eastern Kentucky (118 pts.), Eastern Illinois (116 pts.), Tennessee State (101 pts.), SEMO, Morehead State (78 pts.), UT Martin (77 pts.) and SIU Edwardsville (30 pts.). Belmont guard/forward Dylan Windler was voted Preseason OVC Player of the Year.

## OVC Tournament

The Ohio Valley Conference Men's and Women's Basketball Championships will be held Mar. 6-9 at the Ford Center in Evansville, Indiana. This marks the second-straight year the event will be held at the venue. The Ford Center, which opened in 2011, is a 11,000-seat arena located in the core of Evansville's downtown district. The 290,000-square foot facility serves as home of the Evansville Thunderbolts of the Southern Professional Hockey League. The Ford Center serves as host to numerous sporting events and concerts on an annual basis. Last year No. 1 Murray State topped No. 2 Belmont on the men's side to capture its 16th OVC Tournament crown and first since 2012.

## Redhawks in the Professional Ranks

Guard Antonius Cleveland (2013-17) is with the NBA G-League's Santa Cruz Warriors. On Oct. 13, 2018, the Chicago Bulls waived Cleveland who re-joined the Golden State Warriors' G-League affiliate. Cleveland played NBA games with the Dallas Mavericks and Atlanta Hawks before returning to the NBA G-League. Forward Tyler Stone (2011-14) is in his fifth professional season overseas. Stone recently signed with BC Enisey in Krasnoyarsk, Russia.

## SHOW ME CENTER INFORMATION

### Photographers

Photographers working the floor level at the Show Me Center are required to shoot from behind the dash lines along the baselines and must sit on the floor in those areas. The Director of Strategic Communications may identify other positions off the court where photographers may work, provided the view is not blocked for fans. At no time may photographers work directly from behind the official scorer's table and team benches, and in front of any courtside signage. No tripods may be placed on or beside the court.

### Postgame Procedure

All interview requests for Southeast student-athletes must be made to a member of the Southeast Missouri Strategic Communications staff prior to the end of each game. Student-athletes will be escorted to postgame press conferences in the front meeting rooms of the Show Me Center. Media representatives are not allowed in the dressing room area. Redhawks head coach Rick Ray will address the media during press conferences after every game and the opposing head coach will be invited upon request. Ray will join press conferences immediately after his postgame radio obligation with the Redhawks Radio Network.

### Credentials

Credentials are required for entrance to the Show Me Center. To request season or single game credentials, please contact Southeast Missouri Assistant Director of Athletics for Strategic Communications Jeff Honza by phone (573) 651-2933 or email jhonza@semo.edu/redhawk1@me.com. Credentials can be picked up at the NCAA pass gate located inside the main entrance of the Show Me Center.

### Press Row

Media will be issued assigned seats course side on the north side of the Show Me Center. Press row is reserved for working media only. Professional decorum is expected at all times. Cheering or outward expression is strictly prohibited.

### Gameday Information

Game notes, rosters, statistics and other information is available on press row and in the media workroom at the Show Me Center on gamedays. Weekly releases will be published online at GoSoutheast.com.

### Phone Lines

One phone line will be provided to the visiting team's official radio station courtesy of the Redhawks Radio Network. If additional phone lines are needed, they must be secured by calling (573) 651-2275 at least one week in advance.

### Wireless Internet

The Show Me Center is equipped with wireless internet. Please see a member of the Southeast Missouri Strategic Communications staff for login information.

# YOUR REDHAWKS

2018-19 BASKETBALL NOTES



► Head Coach  
► Fourth Year  
► Grand View College, 1994



## RICK RAY

### RICK RAY BEGINS HIS FOURTH SEASON AT SOUTHEAST MISSOURI IN 2018-19.

Rick Ray has the Southeast Missouri men's basketball program moving in the right direction as the Redhawks continue to show significant

improvement under his leadership.

SEMO finished its 2017-18 season with an overall record of 14-17 and 8-10 mark in the Ohio Valley Conference. The Redhawks finished seventh in the league standings, three spots ahead of where they were picked in the preseason poll.

The Redhawks drained a single-season school record 289 three-pointers in Ray's third year as head coach last season. SEMO made 10 or more 3-pointers in 15 contests and led the

OVC with a .392 three-point field goal percentage.

Guards Denzel Mahoney and Ledarius Brewer represented SEMO on the 2017-18 All-Ohio Valley Conference teams. Mahoney earned first-team honors, while Brewer secured All-Newcomer accolades. Brewer, who ranked second on the team in scoring as a freshman, returns to the perimeter this upcoming season.

A year before that, Ray led SEMO to a +10 increase in the win column as the Redhawks were the 22nd Most Improved Team in NCAA Division I Basketball. SEMO finished at 15-18 overall and second in the Ohio Valley Conference West Division with a 9-7 mark after going 5-24 and placing last in the OVC in 2015-16.

SEMO made its 15th all-time OVC Tournament appearance with Ray winning the first game he coached at the event when the Redhawks erased a 14-point deficit to beat Tennessee State in overtime.

Statistically, SEMO made huge strides from the previous season. The Redhawks ranked among the top-five in the OVC in several categories, including steals (1st, 7.7), assist/turnover ratio (5th, 1.1) and 3-point field goals made (5th, 8.0). SEMO made its biggest jump from the 2015-16 season in turnover margin (8th to 1st), 3-point field goal percentage (last to 2nd) and free throw percentage (last to 2nd). Nationally, the Redhawks went from 331st to 49th in free throw percentage and 336th to 59th in total 3-point field goals made, while improving in many

other areas during the 2016-17 campaign.

Additionally, Ray coached a pair of All-OVC selections in guards Antonius Cleveland and Denzel Mahoney. Cleveland, who earned first-team honors, became the first SEMO player to make the national College Slam Dunk Championship and initially agreed to a deal with the Golden State Warriors. He played with both the Dallas Mavericks and Atlanta Hawks before joining the Chicago Bulls on July 23, 2018.

Mahoney was the league's Freshman of the Year, a second-team pick, All-Newcomer selection and OVC All-Tournament Team honoree. It was the first time the Redhawks had multiple All-OVC selections since 2013-14 (Tyler Stone, Jarekious Bradley).


Following the 2016-17 campaign, Ray received a two-year contract extension that runs through the 2020-21 season.

Ray was introduced as the 20th head coach in SEMO men's basketball history on April 13, 2015. He is the first African-American head coach in the 111-year history of the program.

A tireless worker, Ray is structuring his program to achieve success both on the court and in the classroom.

In his first summer on the job, Ray challenged his players to excel academically and they did so by accumulating a 3.38 grade point average, the program's highest in a summer term.

Twelve of the 15 players enrolled in summer classes posted a 3.0 or higher GPA. To



# YOUR REDHAWKS

## 2018-19 BASKETBALL NOTES

take it even further, Ray convinced other players to remain on campus and finish what they started. As a result, seven players graduated. Nino Johnson, Jarekious Bradley, Darrian Gray and J.J. Thompson, along with former players Corey Wilford, Waylon Jones and Dainmon Gonner all earned their bachelor degrees.

The next summer, the Redhawks recorded a 3.33 GPA with six players achieving a 4.0 and 11 notching a 3.0 or higher GPA.

In Fall, 2017, SEMO's men's basketball team made the biggest improvement of all Redhawk athletic teams from the previous Fall, 2016 semester when it raised its grade point average .613 points to a 3.08. That fall, the basketball team was the only men's sport that registered a 3.0 GPA.

Ray's 2015-16 team was the first to play in a newly-renovated Show Me Center, which has served as home to Redhawk Basketball since 1987.

One of the best basketball arenas in the OVC, the Show Me Center received a new state-of-the-art center-hung video board, brand new telescopic seating, a new exterior roof and additional improvements to lighting and sound systems. All renovations were completed for the 2015-16 campaign.

Prior to SEMO, Ray spent three seasons as head coach at Mississippi State. He led the Bulldogs to a 2-2 mark in the SEC Tournament, including an upset win against Vanderbilt in 2013-14. Ray helped the development of two All-SEC

freshmen in Craig Sword and Gavin Ware, as his recruiting classes received national attention. In addition, Ray had a 100 percent graduation rate during his tenure at MSU.

Certainly no stranger to NCAA postseason play, Ray has been an assistant at three different institutions that enjoyed success at the highest level.

Before arriving in Starkville, Mississippi, Ray spent two seasons at Clemson, where he was associate head coach to Brad Brownell. Ray also spent four successful years on the staff of Matt Painter at Purdue. He began his Division I coaching career at Indiana State, serving seven seasons.

All three programs participated in the NCAA Tournament. While at Clemson coaching in the highly-competitive Atlantic Coast Conference, the Tigers won 38 games during Ray's two-year stint as associate head coach. In 2010-11, the Tigers finished the year with a 22-12 overall record and 9-7 mark in the ACC en route to making the NCAA Tournament for the fourth-straight season. Clemson advanced to the second round of the tournament that year.

Ray was an assistant coach from 2006-10 under Painter at Purdue, where the Boilermakers won 103 games during his first four years on staff, including 15 victories over Top 25 competition. During his tenure, Purdue advanced to the NCAA Tournament each season and made the Sweet 16 his last two years there.

In 2009, the Boilermakers won the Big Ten Tournament and secured a No. 5 seed in the NCAA Tournament. A year later, Ray helped the Boilermakers to 29 wins, tied for the most in Purdue history for a single season. Purdue earned a No. 4 seed and lost in the round of 16 to eventual NCAA champion Duke during the 2010 NCAA Tournament.

Ray was part of the 2006-07 Purdue staff that signed arguably the top class in school history, a group that was rated No. 5 nationally by Scout.com and No. 6 by Rivals.com. That class included All-Americans Robbie Hummel and JaJuan Johnson and current NBA player E'Twaun Moore.

While at Purdue, Ray was on Painter's staff that also included Cuonzo Martin, who recently completed his second season at Cal, and Paul Lusk, who is head coach at Missouri State.

Ray coached at Missouri Valley Conference member Indiana State for a period of seven years (1997-2004), helping ISU to consecutive 20-win seasons and NCAA Tournament appearances in 1999-2000 and 2000-01. In 1999-2000, the Sycamores compiled a 14-4 record in the MVC and won the regular season title. ISU then won the MVC Tournament the following season. The Sycamores later upset No. 4 seed Oklahoma in the first round of the 2001 NCAA Tournament. In addition, Ray was part of the ISU staff that defeated perennial power Indiana in back-to-back seasons.

Following his time at ISU, Ray spent two seasons (2004-06) as an assistant coach and recruiting coordinator at Northern Illinois. In 2005-06, the Huskies were regular season Western Division champions in the Mid-American Conference for the first time in school history with a 17-11 overall record and 12-6 ledger in the MAC.

Ray began his coaching career as a graduate assistant at the University of Nebraska-Omaha, a Division II program. He helped orchestrate a seven-win turnaround during his second season in 1996-97.

A standout player for Grand View College (Iowa), Ray was an All-American Scholar-Athlete and honorable mention all-conference performer in 1993.

He earned his undergraduate degree in applied mathematics and secondary education from Grand View in 1994. Ray received his master's degree in athletic administration from Nebraska-Omaha in 1997.

Those type of heralded credentials helped Ray make the transition to head coach.

In 2013, he was the recipient of Grand View's Distinguished Alumni Award.

Born in Gardena, California, Ray moved to Kansas City, Kansas with his family when he was six years old.

Ray and his wife, Breyana, have two sons, Deacon and Mason, and a daughter, Katriece.

# YOUR REDHAWKS

2018-19 BASKETBALL NOTES

## RAY YEAR-BY-YEAR RECORDS

Year	School	Assignment	Record	Conference	Postseason
1995-96	Nebraska-Omaha	Graduate Assistant	-	-	-
1996-97	Nebraska-Omaha	Graduate Assistant	-	-	-
1997-98	Indiana State	Assistant Coach	16-11	10-8	-
1998-99	Indiana State	Assistant Coach	15-12	10-8	-
1999-2000	Indiana State	Assistant Coach	22-10	14-4	NCAA Tournament First Round
2000-01	Indiana State	Assistant Coach	22-12	10-8	NCAA Tournament Second Round
2001-02	Indiana State	Assistant Coach	6-22	4-14	-
2002-03	Indiana State	Assistant Coach	7-24	2-16	-
2003-04	Indiana State	Assistant Coach	9-19	5-13	-
2004-05	Northern Illinois	Assistant Coach	11-17	7-11	-
2005-06	Northern Illinois	Assistant Coach	17-11	12-6	-
2006-07	Purdue	Assistant Coach	22-12	9-7	NCAA Tournament Second Round
2007-08	Purdue	Assistant Coach	25-9	15-3	NCAA Tournament Second Round
2008-09	Purdue	Assistant Coach	27-10	11-7	NCAA Tournament Sweet 16
2009-10	Purdue	Assistant Coach	29-6	14-4	NCAA Tournament Sweet 16
2010-11	Clemson	Associate Head Coach	22-12	9-7	NCAA Tournament Second Round
2011-12	Clemson	Associate Head Coach	16-15	8-8	-
2012-13	Mississippi State	Head Coach	10-22	4-14	-
2013-14	Mississippi State	Head Coach	14-19	3-15	-
2014-15	Mississippi State	Head Coach	13-19	6-12	-
2015-16	Southeast Missouri	Head Coach	5-24	2-14	-
2016-17	Southeast Missouri	Head Coach	15-18	9-7	OVC Tournament Quarterfinals
2017-18	Southeast Missouri	Head Coach	14-17	8-10	-
2018-19	Southeast Missouri	Head Coach	0-1	0-0	-

**Career Record:** 71-120 (6 years)

Record at Southeast Missouri: 34-60, 19-31 OVC (4 years)

Record at Mississippi State: 37-60, 13-41 SEC (3 years)

Record as a college assistant/associate head coach: 266-202



# YOUR REDHAWKS


2018-19 BASKETBALL NOTES



**0 ALEX CALDWELL**  
G / 6-0 / 170 / Fr.  
Columbia, S.C.



**1 KHALIL CUFFEE**  
G / 6-4 / 210 / R-Fr.  
Fairburn, Ga.




**2 JORDAN LOVE**  
G / 6-5 / 165 / Fr.  
Durham, N.C.



**3 SKYLER HOGAN**  
G / 6-5 / 213 / Jr.  
Melbourne, Fla.




**4 OSCAR KAO**  
G / 6-0 / 175 / So.  
Taipei, Taiwan



**5 JONATHAN DALTON**  
G / 5-10 / 155 / Sr.  
New Orleans, La.




**11 NYGAL RUSSELL**  
G / 6-4 / 195 / R-Fr.  
Houston, Texas



**13 ISAIAH GABLE**  
F / 6-7 / 195 / So.  
Greenville, Ohio




**14 QUATARRUS WILSON**  
F / 6-8 / 200 / Sr.  
Mobile, Ala.



**15 DONNIE LEWIS**  
G / 6-1 / 170 / Sr.  
Lexington, Ky.



**22 JACK LAKE**  
C / 6-8 / 215 / Sr.  
Jackson, Mo.




**23 SAGE TOLBERT**  
F / 6-8 / 200 / Fr.  
Richmond, Texas



**25 LEDARRUS BREWER**  
G / 6-5 / 200 / So.  
Meridian, Miss.



**30 GABE MCGLOTHLIN**  
F / 6-7 / 225 / Fr.  
Gilbert, Ariz.



**42 MARK LAROS**  
C / 6-10 / 223 / Sr.  
Hengelo, Netherlands



**RICK RAY**  
Head Coach  
Fourth Season



**ADAM GORDON**  
Associate Head Coach  
Fourth Season



**NICK LAGROONE**  
Assistant Coach  
Fourth Season



**KEITH PICKENS**  
Assistant Coach  
First Season



**KEVIN KOZAN**  
Graduate Assistant  
First Season



**AL MYERS**  
Director of Operations  
First Season



# YOUR REDHAWKS

## 2018-19 BASKETBALL NOTES



### 2018-19 Southeast Missouri Basketball Southeast Missouri Combined Team Statistics (as of Nov 06, 2018) All games



RECORD:	OVERALL	HOME	AWAY	NEUTRAL
ALL GAMES	0-1	0-0	0-1	0-0
CONFERENCE	0-0	0-0	0-0	0-0
NON-CONFERENCE	0-1	0-0	0-1	0-0

#	Player	gp-gs	min	avg	Total		3-Point		F-Throw		Rebounds				pf	dq	a	to	blk	stl	pts	avg
					fg-fga	fg%	3fg-fga	3fg%	ft-fa	ft%	off	def	tot	avg								
25	Ledarius Brewer	1-1	33	33.0	7-17	.412	2-7	.286	2-2	1.000	0	7	7	7.0	5	1	2	3	0	2	18	18.0
00	Alex Caldwell	1-0	19	19.0	4-7	.571	1-2	.500	5-6	.833	0	2	2	2.0	4	0	4	1	0	0	14	14.0
05	Jonathan Dalton	1-1	28	28.0	3-5	.600	1-1	1.000	0-0	.000	1	1	2	2.0	0	0	3	4	0	0	7	7.0
30	Gabe McGlothan	1-0	26	26.0	3-5	.600	1-2	.500	0-0	.000	0	6	6	6.0	3	0	2	0	0	0	7	7.0
23	Sage Tolbert	1-1	23	23.0	3-7	.429	0-0	.000	1-2	.500	4	1	5	5.0	4	0	0	2	0	1	7	7.0
13	Isaiah Gable	1-1	20	20.0	2-6	.333	2-5	.400	0-0	.000	0	1	1	1.0	3	0	1	1	1	0	6	6.0
03	Skyler Hogan	1-1	25	25.0	2-4	.500	0-0	.000	0-0	.000	0	4	4	4.0	2	0	0	4	0	1	4	4.0
42	Mark Laros	1-0	12	12.0	1-3	.333	0-0	.000	0-0	.000	0	0	0	0.0	1	0	0	0	0	0	2	2.0
04	Oscar Kao	1-0	2	2.0	0-1	.000	0-0	.000	0-0	.000	0	0	0	0.0	1	0	0	0	0	0	0	0.0
11	Nygal Russell	1-0	12	12.0	0-3	.000	0-0	.000	0-0	.000	0	1	1	1.0	5	1	2	1	0	0	0	0.0
Team											1	2	3									
Total.....		1	200		25-58	.431	7-17	.412	8-10	.800	6	25	31	31.0	28	2	14	16	1	4	65	65.0
Opponents.....		1	200		26-54	.481	4-25	.160	19-33	.576	11	28	39	39.0	15	-	16	14	4	9	75	75.0

TEAM STATISTICS	SEMO	OPP
SCORING	65	75
Points per game	65.0	75.0
Scoring margin	-10.0	-
FIELD GOALS-ATT	25-58	26-54
Field goal pct	.431	.481
3 POINT FG-ATT	7-17	4-25
3-point FG pct	.412	.160
3-pt FG made per game	7.0	4.0
FREE THROWS-ATT	8-10	19-33
Free throw pct	.800	.576
F-Throws made per game	8.0	19.0
REBOUNDS	31	39
Rebounds per game	31.0	39.0
Rebounding margin	-8.0	-
ASSISTS	14	16
Assists per game	14.0	16.0
TURNOVERS	16	14
Turnovers per game	16.0	14.0
Turnover margin	-2.0	-
Assist/turnover ratio	0.9	1.1
STEALS	4	9
Steals per game	4.0	9.0
BLOCKS	1	4
Blocks per game	1.0	4.0
ATTENDANCE	0	6028
Home games-Avg/Game	0-0	1-6028
Neutral site-Avg/Game	-	0-0

Date	Opponent	Score	Att.
11-06-18	at Saint Louis	L 65-75	6028

\* - Conference game

Score by Periods	1st	2nd	Totals
Southeast Missouri	24	41	65
Opponents	40	35	75

# YOUR REDHAWKS

2018-19 BASKETBALL NOTES



## 2017-18 Southeast Missouri Basketball Southeast Missouri Combined Team Statistics (as of Feb 24, 2018) Conference games only



RECORD:	OVERALL	HOME	AWAY	NEUTRAL
ALL GAMES	8-10	4-5	4-5	0-0
CONFERENCE	8-10	4-5	4-5	0-0
NON-CONFERENCE	0-0	0-0	0-0	0-0

#	Player	gp-gs	min	avg	Total		3-Point		F-Throw		Rebounds				pf	dq	a	to	blk	stl	pts	avg
					fg	fga	fg%	3fg	3fga	3fg%	ft	fta	ft%	off	def	tot						
34	MAHONEY, Denzel	18-18	584	32.4	101-230	.439	44-110	.400	110-129	.853	33	70	103	5.7	56	2	25	31	2	21	356	19.8
25	BREWER, Ledarius	18-18	570	31.7	98-224	.438	47-132	.356	56-75	.747	8	66	74	4.1	34	1	19	36	11	16	299	16.6
23	SIMMONS, Daniel	18-9	469	26.1	81-165	.491	28-61	.459	41-63	.651	7	68	75	4.2	46	1	29	41	2	20	231	12.8
20	CARPENTER, Justin	18-16	387	21.5	53-106	.500	3-10	.300	28-44	.636	33	40	73	4.1	52	0	9	21	5	6	137	7.6
05	DALTON, Jonathan	18-18	598	33.2	36-77	.468	15-38	.395	23-36	.639	10	31	41	2.3	37	1	101	38	0	22	110	6.1
04	VRANES, Milos	17-7	310	18.2	31-70	.443	20-48	.417	9-16	.563	14	41	55	3.2	35	1	9	25	2	7	91	5.4
13	GABLE, Isaiah	4-0	47	11.8	7-17	.412	2-9	.222	3-4	.750	5	6	11	2.8	5	0	2	1	0	0	19	4.8
03	KOWALSKI, Ray	14-0	207	14.8	20-43	.465	17-35	.486	4-4	1.000	1	11	12	0.9	11	0	7	11	0	3	61	4.4
42	LAROS, Mark	18-2	260	14.4	28-43	.651	0-4	.000	2-7	.286	21	36	57	3.2	25	0	7	18	5	4	58	3.2
15	LEWIS, Donnie	18-2	193	10.7	5-11	.455	4-8	.500	6-13	.462	3	14	17	0.9	20	0	31	12	0	5	20	1.1
Team											18	37	55		2			4				
Total.....		18	3625		460-986	.467	180-455	.396	282-391	.721	153	420	573	31.8	323	6	239	238	27	104	1382	76.8
Opponents.....		18	3625		506-1055	.480	155-419	.370	257-352	.730	182	439	621	34.5	335	-	244	229	63	97	1424	79.1

TEAM STATISTICS	SEMO	OPP
SCORING	1382	1424
Points per game	76.8	79.1
Scoring margin	-2.3	-
FIELD GOALS-ATT	460-986	506-1055
Field goal pct	.467	.480
3 POINT FG-ATT	180-455	155-419
3-point FG pct	.396	.370
3-pt FG made per game	10.0	8.6
FREE THROWS-ATT	282-391	257-352
Free throw pct	.721	.730
F-Throws made per game	15.7	14.3
REBOUNDS	573	621
Rebounds per game	31.8	34.5
Rebounding margin	-2.7	-
ASSISTS	239	244
Assists per game	13.3	13.6
TURNOVERS	238	229
Turnovers per game	13.2	12.7
Turnover margin	-0.5	-
Assist/turnover ratio	1.0	1.1
STEALS	104	97
Steals per game	5.8	5.4
BLOCKS	27	63
Blocks per game	1.5	3.5
ATTENDANCE	12539	18745
Home games-Avg/Game	9-1393	9-2083
Neutral site-Avg/Game	-	0-0

Score by Periods	1st	2nd	OT	Totals
Southeast Missouri	634	741	7	1382
Opponents	662	759	3	1424

Date	Opponent	Score	Att.
* 12-28-17	BELMONT	L 72-94	1310
* 12-31-17	TENNESSEE STATE	w 77-65	615
* 01-04-18	at Murray St.	L 73-89	2728
* 01-06-18	at Austin Peay	L 71-76	1825
* 01-11-18	MOREHEAD STATE	w 78-75	915
* 01-13-18	EASTERN KENTUCKY	L 86-91	1206
* 01-18-18	at SIUE	w 86-74	1147
* 01-20-18	at Eastern Illinois	w 86-74	1369
* 01-25-18	at Tennessee Tech	L 65-76	1936
* 01-27-18	at Jacksonville State	L 60-78	2688
* 02-01-18	MURRAY STATE	L 75-87	2035
* 02-03-18	AUSTIN PEAY	L 81-96	2234
* 02-08-18	at Morehead State	w 78-62	3315
* 02-10-18	at UT Martin	Wot 81-77	1897
* 02-15-18	EASTERN ILLINOIS	w 80-73	825
* 02-17-18	SIUE	w 79-74	1697
* 02-22-18	at Eastern Kentucky	L 88-91	1840
* 02-24-18	UT MARTIN	L 66-72	1702

\* = Conference game  
\$ = Cancun Challenge

# YOUR REDHAWKS

## 2018-19 BASKETBALL NOTES

### Comparison Game-by-Game (Southeast Missouri/Opponent)

Opponent	1st	2nd	Score	Mar	Total FG	FG Pct	3-Pointers	3FG Pct	Free Throws	FT Pct	Rebounds (Mar)	Assist	T/Over	Block	Steal	Fouls
Saint Louis	24/40	41/35	65-75	(10)	25-58/26-54	.431/.481	7-17/4-25	.412/.160	8-10/19-33	.800/.576	31/39 (8)	14/16	16/14	1/4	4/9	28/15
Bradley																
Quincy																
Jacksonville																
UT Chattanooga																
South Alabama																
Missouri S&T																
Western Illinois																
Mississippi Valley State																
Southern Illinois																
The Citadel																
Florida State																
Abilene Christian																
SIU Edwardsville																
UT Martin																
Austin Peay																
Murray State																
Morehead State																
Eastern Kentucky																
SIU Edwardsville																
Eastern Illinois																
Belmont																
Tennessee State																
Tennessee Tech																
Jacksonville State																
UT Martin																
Eastern Illinois																
Austin Peay																
Murray State																
Tennessee State																
Belmont																

### Points in the Paint, Second Chance Points, Points Off Turnovers, Fastbreak Points, Bench Points

Opponent	W/L	POINTS IN THE PAINT		2ND CHANCE POINTS		POINTS OFF TURNOVERS		FAST BREAK POINTS		BENCH POINTS	
		SEMO	OPP.	SEMO	OPP.	SEMO	OPP.	SEMO	OPP.	SEMO	OPP.
Saint Louis	L	26	34	6	22	12	23	18	17	23	24
Bradley											
Quincy											
Jacksonville											
UT Chattanooga											
South Alabama											
Missouri S&T											
Western Illinois											
Mississippi Valley State											
Southern Illinois											
The Citadel											
Florida State											
Abilene Christian											
SIU Edwardsville											
UT Martin											
Austin Peay											
Murray State											
Morehead State											
Eastern Kentucky											
SIU Edwardsville											
Eastern Illinois											
Belmont											
Tennessee State											
Tennessee Tech											
Jacksonville State											
UT Martin											
Eastern Illinois											
Austin Peay											
Murray State											
Tennessee State											
Belmont											



# YOUR REDHAWKS

2018-19 BASKETBALL NOTES

## Game-by-Game Leaders

Opponent	W/L	Score	Points	Rebounds	Assists	Blocks	Steals
Saint Louis	L	65-75	Brewer - 18	Brewer - 7	Caldwell - 4	Gable - 1	Brewer - 2
Bradley							
Quincy							
Jacksonville							
UT Chattanooga							
South Alabama							
Missouri S&T							
Western Illinois							
Mississippi Valley State							
Southern Illinois							
The Citadel							
Florida State							
Abilene Christian							
SIU Edwardsville							
UT Martin							
Austin Peay							
Murray State							
Morehead State							
Eastern Kentucky							
SIU Edwardsville							
Eastern Illinois							
Belmont							
Tennessee State							
Tennessee Tech							
Jacksonville State							
UT Martin							
Eastern Illinois							
Austin Peay							
Murray State							
Tennessee State							
Belmont							

## Game-by-Game Starters

Opponent	W/L	Score	Guard	Guard	Guard	Forward	Forward/Center	First Man Off the Bench
Saint Louis	L	65-75	Dalton	Hogan	Brewer	Gable	Tolbert, F	McGlothan, 7 pts., 6 reb., 26 min.
Bradley								
Quincy								
Jacksonville								
UT Chattanooga								
South Alabama								
Missouri S&T								
Western Illinois								
Mississippi Valley State								
Southern Illinois								
The Citadel								
Florida State								
Abilene Christian								
SIU Edwardsville								
UT Martin								
Austin Peay								
Murray State								
Morehead State								
Eastern Kentucky								
SIU Edwardsville								
Eastern Illinois								
Belmont								
Tennessee State								
Tennessee Tech								
Jacksonville State								
UT Martin								
Eastern Illinois								
Austin Peay								
Murray State								
Tennessee State								
Belmont								

## Starting Lineup Combinations

Record	Guard	Guard	Guard	Forward	Forward/Center
0-1	Dalton	Hogan	Brewer	Gable	Tolbert, F

# YOUR REDHAWKS

## 2018-19 BASKETBALL NOTES

	Score	FG-A	Pct.	3FG-A	Pct.	FT-A	Pct.	OFF	DEF	Total	E	A	TO	B	S
<b>Southeast Missouri</b>	<b>L, 65-75</b>	<b>25-58</b>	<b>.431</b>	<b>7-17</b>	<b>.412</b>	<b>8-10</b>	<b>.800</b>	<b>6</b>	<b>25</b>	<b>31</b>	<b>28</b>	<b>14</b>	<b>16</b>	<b>1</b>	<b>4</b>
Saint Louis		26-54	.481	4-25	.160	19-33	.576	11	28	39	15	16	14	4	9
<b>Southeast Missouri</b>															
Bradley															
<b>Southeast Missouri</b>															
Quincy															
<b>Southeast Missouri</b>															
Jacksonville															
<b>Southeast Missouri</b>															
UT Chattanooga															
<b>Southeast Missouri</b>															
South Alabama															
<b>Southeast Missouri</b>															
Missouri S&T															
<b>Southeast Missouri</b>															
Western Illinois															
<b>Southeast Missouri</b>															
Mississippi Valley State															
<b>Southeast Missouri</b>															
Southern Illinois															
<b>Southeast Missouri</b>															
The Citadel															
<b>Southeast Missouri</b>															
Florida State															
<b>Southeast Missouri</b>															
Abilene Christian															
<b>Southeast Missouri</b>															
SIU Edwardsville															
<b>Southeast Missouri</b>															
UT Martin															
<b>Southeast Missouri</b>															
Austin Peay															
<b>Southeast Missouri</b>															
Murray State															
<b>Southeast Missouri</b>															
Morehead State															
<b>Southeast Missouri</b>															
Eastern Kentucky															
<b>Southeast Missouri</b>															
SIU Edwardsville															
<b>Southeast Missouri</b>															
Eastern Illinois															
<b>Southeast Missouri</b>															
Belmont															
<b>Southeast Missouri</b>															
Tennessee State															
<b>Southeast Missouri</b>															
Tennessee Tech															
<b>Southeast Missouri</b>															
Jacksonville State															
<b>Southeast Missouri</b>															
UT Martin															
<b>Southeast Missouri</b>															
Eastern Illinois															
<b>Southeast Missouri</b>															
Austin Peay															
<b>Southeast Missouri</b>															
Murray State															
<b>Southeast Missouri</b>															
Tennessee State															
<b>Southeast Missouri</b>															
Belmont															

# YOUR REDHAWKS

2018-19 BASKETBALL NOTES

## GAME-BY-GAME LEADERS SUMMARY (# OF GAMES)

**Points**  
Ledarrus Brewer.....1

**Rebounds**  
Ledarrus Brewer.....1

**Assists**  
Alex Caldwell.....1

**Blocks**  
Isaiah Gable.....1

**Steals**  
Ledarrus Brewer.....1

**Dunks (# for 2018-19 Season)**  
-

## Games Played/Started

	2018-19	Career
Jonathan Dalton	1/1	62/32
Ledarrus Brewer	1/1	32/28
Donnie Lewis	-	31/2
Mark Laros	1/0	28/7
Isaiah Gable	1/1	16/1
Sage Tolbert	1/1	1/1
Skyler Hogan	1/1	1/1
Alex Caldwell	1/0	1/0
Oscar Kao	1/0	1/0
Nygal Russell	1/0	1/0
Gabe McGlothlan	1/0	1/0

## CAREER LEDGER

### Double-Digit Point Games

	<u>2018-19</u>	<u>Career</u>
Ledarrius Brewer.....	1	23
Jonathan Dalton.....	-	5
Mark Laros.....	-	2
Alex Caldwell.....	1	1

### Double-Digit Rebound Games

	<u>2018-19</u>	<u>Career</u>
Isaiah Gable .....	-	1
Ledarrus Brewer .....	-	1

### 20+ Point Games

	<u>2018-19</u>	<u>Career</u>
Ledarrus Brewer.....	-	4

### 8+ Rebound Games

	<u>2018-19</u>	<u>Career</u>
Mark Laros.....	-	3
Ledarrius Brewer .....	-	2
Isaiah Gable.....	-	1

### 5+ Assist Games

	<u>2018-19</u>	<u>Career</u>
Jonathan Dalton.....	-	3

### 3+ Steal Games

	<u>2018-19</u>	<u>Career</u>
Jonathan Dalton.....	-	5

### Double-Doubles


	<u>2018-19</u>	<u>Career</u>
Ledarrus Brewer.....	-	1

## SOUTHEAST MISSOURI'S 2018-19 RECORD:

At Home.....	0-0
On the Road.....	0-1
At Neutral Sites.....	0-0
In Ohio Valley Conference Games.....	0-0
In November.....	0-1
In December.....	0-0
In January.....	0-0
In February.....	0-0
In March.....	0-0
Leading at the Half.....	0-0
Trailing at the Half.....	0-1
Tied at the Half.....	0-0
In Overtime Games.....	0-0
The Redhawks Score First.....	0-1
In 1-4 Point Games.....	0-0
In 5-9 Point Games.....	0-0
In 10-14 Point Games.....	0-1
In 15+ Point Games.....	0-0
Leading with Five Minutes Left in Regulation.....	0-0
Trailing with Five Minutes Left in Regulation.....	0-1
Tied with Five Minutes Left in Regulation.....	0-0
Scoring Less than 50 Points.....	0-0
Scoring 50-59 Points.....	0-0
Scoring 60-69 Points.....	0-1
Scoring 70-79 Points.....	0-0
Scoring 80-89 Points.....	0-0
Scoring 90-99 Points.....	0-0
Scoring 100 or more Points.....	0-0
Giving up Less Than 50 Points.....	0-0
Giving up 50-59 Points.....	0-0
Giving up 60-69 Points.....	0-0
Giving up 70-79 Points.....	0-1
Giving up 80-89 Points.....	0-0
Giving up 90-99 Points.....	0-0
Giving up 100 or more Points.....	0-0
Shooting 50% or Better from the Field.....	0-0
Shooting Less Than 50% from the Field.....	0-1
Opponent Shoots 50% or Better from the Field.....	0-0
Opponent Shoots Less Than 50% from the Field.....	0-1
Outshooting Opponent.....	0-0
Outshot by Opponent.....	0-1
Field Goal Percentage is Tied.....	0-0
Shooting 50% or Better from 3-Point Range.....	0-0
Shooting Less Than 50% from 3-Point Range.....	0-1
Opponent Shoots 50% or Better from 3-Point Range.....	0-0
Opponent Shoots Less Than 50% from 3-Point Range.....	0-1
Shooting 50% or Better from the Free Throw Line.....	0-1
Shooting Less Than 50% from the Free Throw Line.....	0-0
Opponent Shoots 50% or Better from the Free Throw Line.....	0-1
Opponent Shoots Less Than 50% from the Free Throw Line.....	0-0
Shooting More Free Throws Than Opponent.....	0-0
Shooting Less Free Throws Than Opponent.....	0-1
Free Throws are Tied.....	0-0
Southeast's Starters Outscore Opponent's Starters.....	0-0
Opponent's Starters Outscore Southeast's Starters.....	0-1
Starter Scoring is Tied.....	0-0
Bench Outscores Opponent.....	0-0
Opponent Bench Outscores Southeast.....	0-1
Bench Scoring is Tied.....	0-0
Bench Contributes Double Figures in Points.....	0-1
No Redhawk Players Score Double Figures.....	0-0
Two Redhawk Players Score Double Figures.....	0-1
3+ Redhawk Players Score Double Figures.....	0-0
Outrebounding an Opponent.....	0-0
Opponent Outrebounds Southeast.....	0-1
Rebounds are Tied.....	0-0
Getting 10+ Assists.....	0-1
Getting 10+ Steals.....	0-0
Getting 5+ Blocks.....	0-0
Forcing more Turnovers than Opponent.....	0-0
Committing more Turnovers than Opponent.....	0-1
Turnovers are Tied.....	0-0

# YOUR REDHAWKS

## 2018-19 BASKETBALL NOTES



► Guard  
► Sophomore (2) ► 6-5 ► 200  
► Meridian, Miss.  
► Meridian H.S.



25

## LEDARRUS BREWER

Preseason All-Ohio Valley Conference selection.

**2018-19:** Led Southeast Missouri with 18 points, seven rebounds and two steals in season-opener at Saint Louis (11/6)...Knocked down two 3-pointers against the Billikens.

### BREWER'S GAME-BY-GAME STATISTICS

2018-19	FG	3P	FT	O/D	REB	F	PTS	A	TO	B	S	M
at Saint Louis*	7-17	2-7	2-2	0/7	7	5	18	2	3	0	2	33
at Bradley												
Quincy												
vs. Jacksonville												
vs. UT Chattanooga												
at South Alabama												
Missouri S&T												
Western Illinois												
at Miss. Valley St.												
Southern Illinois												
at The Citadel												
at Florida State												
Abilene Christian												
at SIU Edwardsville												
UT Martin												
Austin Peay												
Murray State												
at Morehead State												
at Eastern Kentucky												
SIU Edwardsville												
Eastern Illinois												
at Belmont												
at Tennessee State												
Tennessee Tech												
Jacksonville State												
at UT Martin												
at Eastern Illinois												
at Austin Peay												
at Murray State												
Tennessee State												
Belmont												

\* - Game Started

### 2018-19 SEASON HIGHS

Points .....	18	at Saint Louis (11/6/18)
Total Rebounds .....	7	at Saint Louis (11/6/18)
Offensive .....	-	-
Defensive .....	7	at Saint Louis (11/6/18)
FG Made .....	7	at Saint Louis (11/6/18)
FG Attempted .....	17	at Saint Louis (11/6/18)
3-Point FG Made .....	2	at Saint Louis (11/6/18)
3-Point FG Attempted .....	7	at Saint Louis (11/6/18)
FT Made .....	2	at Saint Louis (11/6/18)
FT Attempted .....	2	at Saint Louis (11/6/18)
Assists .....	2	at Saint Louis (11/6/18)
Blocks .....	-	-
Steals .....	2	at Saint Louis (11/6/18)
Minutes .....	33	at Saint Louis (11/6/18)

### CAREER HIGHS

Points .....	34	vs. Eastern Illinois (2/17/18)
Total Rebounds .....	10	at UT Martin (2/10/18)
Offensive .....	2	at Louisiana Tech (11/13/17)
Defensive .....	9	at UT Martin (2/10/18)
FG Made .....	11	vs. Eastern Illinois (2/17/18)
FG Attempted .....	18	2x, last vs. Eastern Illinois (2/17/18)
3-Point FG Made .....	7	vs. Eastern Illinois (2/17/18)
3-Point FG Attempted .....	12	vs. Tennessee State (12/31/17)
FT Made .....	11	vs. SIU Edwardsville (2/17/18)
FT Attempted .....	13	vs. SIU Edwardsville (2/17/18)
Assists .....	3	4x, last vs. UT Martin (2/24/18)
Blocks .....	3	vs. Tennessee State (12/31/17)
Steals .....	2	6x, last at Saint Louis (11/6/18)
Minutes .....	38	at Austin Peay (1/6/18)


### CAREER STATISTICS AT SOUTHEAST MISSOURI

Overall																			
Season	G-GS	Min	Avg	FG-FGA	Pct	3FG-3FGA	Pct	FT-FTA	Pct	Off	Def	Tot	Avg	PF	FO	A	TO	Blk	Stl
2017-18	31-27	912	29.4	152-362	.420	71-196	.362	74-100	.740	14	104	118	3.8	66	3	40	57	16	29
2018-19	1-1	33	33.0	7-17	.412	2-7	.286	2-2	1.000	0	7	7	7.0	5	1	2	3	0	2
Total	32-28	945	29.5	159-379	.420	73-203	.360	76-102	.745	14	111	125	3.9	71	4	42	60	16	31
Ohio Valley Conference Games Only																			
Season	G-GS	Min	Avg	FG-FGA	Pct	3FG-3FGA	Pct	FT-FTA	Pct	Off	Def	Tot	Avg	PF	FO	A	TO	Blk	Stl
2017-18	18-18	570	31.7	98-224	.438	47-132	.356	56-75	.747	8	66	74	4.1	34	1	19	36	11	16
2018-19																			
Total																			



# YOUR REDHAWKS

2018-19 BASKETBALL NOTES



► Guard  
► Freshman (1) ► 6-0 ► 170  
► Columbia, S.C.  
► Wilson H.S.



## ALEX CALDWELL

**2018-19:** Dropped in 14 points off the bench in his first career NCAA Division I game at Saint Louis (11/6)...Went a near-perfect 5-of-6 at the free throw line in 19 minutes of that contest.

**Prep:** Named to the USA Today High School Sports American Family Insurance ALL-USA South Carolina Boys Basketball Team in 2017-18...Was the state's Class 4A Player of the Year who averaged 22 points, seven assists and five rebounds leading Wilson High School (20-4) to the Class 4A state final as a senior...Duke signee and McDonald's All-American Zion Williamson joined Caldwell on the ALL-USA First-Team...Garnered Class 4A All-State honors...ESPN Top-30 point guard...Averaged 14 points, nine assists, five rebounds and 2.5 steals per game as a junior...Played in the South Carolina State Showcase and was a member of the All-Hoop Zone Team...The Tigers (21-1) also made the Class 4A state final in 2016-17...Scored over 1,000 points in his high school career.

### CALDWELL'S GAME-BY-GAME STATISTICS

2018-19	FG	3P	FT	O/D	REB	E	PTS	A	TO	B	S	M
at Saint Louis	4-7	1-2	5-6	0/2	2	4	14	4	1	0	0	19
at Bradley Quincy												
vs. Jacksonville												
vs. UT Chattanooga												
at South Alabama												
Missouri S&T												
Western Illinois												
at Miss. Valley St.												
Southern Illinois												
at The Citadel												
at Florida State												
Abilene Christian												
at SIU Edwardsville												
UT Martin												
Austin Peay												
Murray State												
at Morehead State												
at Eastern Kentucky												
SIU Edwardsville												
Eastern Illinois												
at Belmont												
at Tennessee State												
Tennessee Tech												
Jacksonville State												
at UT Martin												
at Eastern Illinois												
at Austin Peay												
at Murray State												
Tennessee State												
Belmont												

\* - Game Started

### 2018-19 SEASON CAREER HIGHS

Points .....	14	at Saint Louis (11/6/18)
Total Rebounds .....	2	at Saint Louis (11/6/18)
Offensive .....	-	-
Defensive .....	2	at Saint Louis (11/6/18)
FG Made .....	4	at Saint Louis (11/6/18)
FG Attempted .....	7	at Saint Louis (11/6/18)
3-Point FG Made .....	1	at Saint Louis (11/6/18)
3-Point FG Attempted .....	2	at Saint Louis (11/6/18)
FT Made .....	5	at Saint Louis (11/6/18)
FT Attempted .....	6	at Saint Louis (11/6/18)
Assists .....	4	at Saint Louis (11/6/18)
Blocks .....	-	-
Steals .....	-	-
Minutes .....	19	at Saint Louis (11/6/18)

### CAREER STATISTICS AT SOUTHEAST MISSOURI

Overall																	
Season	G-GS	Min	Avg	FG-FGA	Pct	3FG-3FGA	Pct	FT-FTA	Pct	Off	Def	Tot	Avg	PF	FO	A	TO
2018-19	1-0	19	19.0	4-7	.571	1-2	.500	5-6	.833	0	2	2	2.0	4	0	4	1
Ohio Valley Conference Games Only																	
Season	G-GS	Min	Avg	FG-FGA	Pct	3FG-3FGA	Pct	FT-FTA	Pct	Off	Def	Tot	Avg	PF	FO	A	TO
2018-19																	

# YOUR REDHAWKS

## 2018-19 BASKETBALL NOTES



► Guard  
► Freshman (2) ► 6-4 ► 210  
► Fairburn, Ga.  
► Langston Hughes H.S.



## KHALIL CUFFEE

**Prep:** Boasted a 14.2 points per game average as a senior at Langston Hughes High School...Averaged double figures in the scoring column each of his final three varsity seasons...Scored a career-best 18.5 points a game as a sophomore...Finished his prep career with 1,372 points, 195 three-pointers made, 261 rebounds, 136 assists, 72 steals and nine blocks...Played a total of 95 career games and shot 45 percent (470-of-1048) from the field... Left Langston Hughes as the school's all-time leading scorer...Played with the Georgia Stars AAU program.

### CUFFEE'S GAME-BY-GAME STATISTICS

2018-19	FG	3P	FT	O/D	REB	E	PTS	A	TO	B	S	M
at Saint Louis	DNP	-	-	-	-	-	-	-	-	-	-	-
at Bradley												
Quincy												
vs. Jacksonville												
vs. UT Chattanooga												
at South Alabama												
Missouri S&T												
Western Illinois												
at Miss. Valley St.												
Southern Illinois												
at The Citadel												
at Florida State												
Abilene Christian												
at SIU Edwardsville												
UT Martin												
Austin Peay												
Murray State												
at Morehead State												
at Eastern Kentucky												
SIU Edwardsville												
Eastern Illinois												
at Belmont												
at Tennessee State												
Tennessee Tech												
Jacksonville State												
at UT Martin												
at Eastern Illinois												
at Austin Peay												
at Murray State												
Tennessee State												
Belmont												

\* - Game Started

### 2018-19 SEASON/CAREER HIGHS


Points .....	-
Total Rebounds .....	-
Offensive .....	-
Defensive .....	-
FG Made .....	-
FG Attempted.....	-
3-Point FG Made.....	-
3-Point FG Attempted.....	-
FT Made.....	-
FT Attempted.....	-
Assists .....	-
Blocks.....	-
Steals.....	-
Minutes .....	-

### CAREER STATISTICS AT SOUTHEAST MISSOURI

Season	G-GS	Min	Avg	FG-FGA	Pct	3FG-3FGA	Pct	FT-FTA	Pct	Off	Def	Tot	Avg	PF	FO	A	TO	Blk	Stl	Pts	Avg
2018-19																					
Overall																					
Ohio Valley Conference Games Only																					
2018-19																					

# YOUR REDHAWKS

2018-19 BASKETBALL NOTES



► Guard  
► Senior (4) ► 5-10 ► 155  
► New Orleans, La.  
► West Jefferson H.S.  
► Copiah-Lincoln CC



## JONATHAN DALTON

**2018-19:** Scored seven points, dished out three assists and grabbed two rebounds in 28 minutes during the Redhawks season-opener at Saint Louis (11/6).

### DALTON'S GAME-BY-GAME STATISTICS

2018-19	FG	3P	FT	O/D	REB	E	PTS	A	TO	B	S	M
at Saint Louis*	3-5	1-1	0-0	1/1	2	0	7	3	4	0	0	28
at Bradley												
Quincy												
vs. Jacksonville												
vs. UT Chattanooga												
at South Alabama												
Missouri S&T												
Western Illinois												
at Miss. Valley St.												
Southern Illinois												
at The Citadel												
at Florida State												
Abilene Christian												
at SIU Edwardsville												
UT Martin												
Austin Peay												
Murray State												
at Morehead State												
at Eastern Kentucky												
SIU Edwardsville												
Eastern Illinois												
at Belmont												
at Tennessee State												
Tennessee Tech												
Jacksonville State												
at UT Martin												
at Eastern Illinois												
at Austin Peay												
at Murray State												
Tennessee State												
Belmont												

\* - Game Started

### 2018-19 SEASON HIGHS

Points.....	7	at Saint Louis (11/6/18)
Total Rebounds.....	2	at Saint Louis (11/6/18)
Offensive.....	1	at Saint Louis (11/6/18)
Defensive.....	1	at Saint Louis (11/6/18)
FG Made.....	3	at Saint Louis (11/6/18)
FG Attempted.....	5	at Saint Louis (11/6/18)
3-Point FG Made.....	1	at Saint Louis (11/6/18)
3-Point FG Attempted.....	1	at Saint Louis (11/6/18)
FT Made.....	-	-
FT Attempted.....	-	-
Assists.....	3	at Saint Louis (11/6/18)
Blocks.....	-	-
Steals.....	-	-
Minutes.....	28	at Saint Louis (11/6/18)

### CAREER HIGHS

Points.....	13	vs. Eastern Kentucky (1/13/18)
Total Rebounds.....	7	vs. UT Martin (2/24/18)
Offensive.....	2	6x, last at Austin Peay (1/6/18)
Defensive.....	7	vs. UT Martin (2/24/18)
FG Made.....	5	vs. Eastern Kentucky (1/13/18)
FG Attempted.....	10	at Bradley (11/18/16)
3-Point FG Made.....	2	5x, last at Eastern Kentucky (2/22/18)
3-Point FG Attempted.....	6	2x, last at Eastern Illinois (1/20/18)
FT Made.....	5	2x, last at Jacksonville State (1/27/18)
FT Attempted.....	7	at Jacksonville State (1/27/18)
Assists.....	10	2x, last at UT Martin (2/10/18)
Blocks.....	-	-
Steals.....	3	3x, last at UT Martin (2/10/18)
Minutes.....	44	at UT Martin (2/10/18)

### CAREER STATISTICS AT SOUTHEAST MISSOURI

Overall																			
Season	G-GS	Min	Avg	FG-FGA	Pct	3FG-3FGA	Pct	FT-FTA	Pct	Off	Def	Tot	Avg	PF	FO	A	TO	Blk	Stl
2016-17	30-1	388	12.9	20-60	.333	5-21	.238	9-14	.643	6	19	25	0.8	34	0	41	32	0	11
2017-18	31-30	998	32.2	51-107	.477	19-50	.380	42-62	.677	19	50	69	2.2	61	1	168	62	0	38
2018-19	1-1	28	28.0	3-5	.600	1-1	1.000	0-0	.000	1	1	2	2.0	0	0	3	4	0	7
Total	62-32	1414	22.8	74-172	.430	25-72	.347	51-76	.671	26	70	96	1.5	95	1	212	98	0	49
Ohio Valley Conference Games Only																			
Season	G-GS	Min	Avg	FG-FGA	Pct	3FG-3FGA	Pct	FT-FTA	Pct	Off	Def	Tot	Avg	PF	FO	A	TO	Blk	Stl
2016-17	16-1	201	12.6	10-21	.476	4-9	.444	4-6	.667	1	9	10	0.6	17	0	20	18	0	6
2017-18	18-18	598	33.2	36-77	.468	15-38	.395	23-36	.639	10	31	41	2.3	37	1	101	38	0	22
2018-19																			
Total	34-19	799	23.5	46-98	.469	19-47	.404	27-42	.643	11	40	51	1.5	54	1	121	56	0	28

# YOUR REDHAWKS

## 2018-19 BASKETBALL NOTES



► Forward  
► Sophomore (2) ► 6-7 ► 195  
► Greenville, Ohio  
► Greenville H.S.



13

## ISAIAH GABLE

**2018-19:** Made first career start at Saint Louis (11/6)...Scored six points, knocked down two 3-pointers and had a block in 20 minutes of action.

### GABLE'S GAME-BY-GAME STATISTICS

2018-19	FG	3P	FT	O/D	REB	E	PTS	A	TO	B	S	M
at Saint Louis*	2-6	2-5	0-0	0/1	1	3	6	1	1	1	0	20
at Bradley												
Quincy												
vs. Jacksonville												
vs. UT Chattanooga												
at South Alabama												
Missouri S&T												
Western Illinois												
at Miss. Valley St.												
Southern Illinois												
at The Citadel												
at Florida State												
Abilene Christian												
at SIU Edwardsville												
UT Martin												
Austin Peay												
Murray State												
at Morehead State												
at Eastern Kentucky												
SIU Edwardsville												
Eastern Illinois												
at Belmont												
at Tennessee State												
Tennessee Tech												
Jacksonville State												
at UT Martin												
at Eastern Illinois												
at Austin Peay												
at Murray State												
Tennessee State												
Belmont												

\* - Game Started

### 2018-19 SEASON HIGHS

Points .....	6	at Saint Louis (11/6/18)
Total Rebounds .....	1	at Saint Louis (11/6/18)
Offensive .....	-	-
Defensive .....	1	at Saint Louis (11/6/18)
FG Made .....	2	at Saint Louis (11/6/18)
FG Attempted .....	6	at Saint Louis (11/6/18)
3-Point FG Made .....	2	at Saint Louis (11/6/18)
3-Point FG Attempted .....	5	at Saint Louis (11/6/18)
FT Made .....	-	-
FT Attempted .....	-	-
Assists .....	1	at Saint Louis (11/6/18)
Blocks .....	1	at Saint Louis (11/6/18)
Steals .....	-	-
Minutes .....	20	at Saint Louis (11/6/18)

### CAREER HIGHS

Points .....	9	2x, last vs. Bradley (12/20/17)
Total Rebounds .....	10	vs. Hannibal-LaGrange (11/28/17)
Offensive .....	4	vs. UT Martin (2/24/18)
Defensive .....	10	vs. Hannibal-LaGrange (11/28/17)
FG Made .....	3	3x, last vs. UT Martin (2/24/18)
FG Attempted .....	6	5x, last at Saint Louis (11/6/18)
3-Point FG Made .....	3	2x, last vs. Bradley (12/20/17)
3-Point FG Attempted .....	5	2x, last at Saint Louis (11/6/18)
FT Made .....	3	2x, last vs. Belmont (12/28/17)
FT Attempted .....	4	2x, last vs. Belmont (12/18/17)
Assists .....	1	7x, last at Saint Louis (11/6/18)
Blocks .....	1	at Saint Louis (11/6/18)
Steals .....	-	-
Minutes .....	23	vs. Belmont (12/18/17)


### CAREER STATISTICS AT SOUTHEAST MISSOURI

Overall																			
Season	G-GS	Min	Avg	FG-FGA	Pct	3FG-3FGA	Pct	FT-FTA	Pct	Off	Def	Tot	Avg	PF	FO	A	TO	Blk	Stl
2017-18	15-0	187	12.5	22-55	.400	13-36	.361	7-11	.636	5	23	28	1.9	19	0	6	7	0	0
2018-19	1-1	20	20.0	2-6	.333	2-5	.400	0-0	.000	0	1	1	1.0	3	0	1	1	1	0
Total	16-1	207	12.9	24-61	.393	15-41	.366	7-11	.636	5	24	29	1.8	22	0	7	8	1	0
Ohio Valley Conference Games Only																			
Season	G-GS	Min	Avg	FG-FGA	Pct	3FG-3FGA	Pct	FT-FTA	Pct	Off	Def	Tot	Avg	PF	FO	A	TO	Blk	Stl
2017-18	4-0	47	11.8	7-17	.412	2-9	.222	3-4	.750	5	6	11	2.8	5	0	2	1	0	0
2018-19																			
Total																			



# YOUR REDHAWKS

2018-19 BASKETBALL NOTES



► Guard  
► Junior (4) ► 6-5 ► 213  
► Melbourne, Fla.  
► Holy Trinity Episcopal  
► Embry-Riddle



## SKYLER HOGAN

**2018-19:** Made his first career NCAA Division I start scoring four points and grabbing four rebounds in 25 minutes at Saint Louis (11/6).

**2017-18:** A 4-4 transfer who sat out the 2017-18 season...Elite and efficient scorer who transferred to Southeast Missouri from a challenging conference at Embry-Riddle, which completed the transition from NAIA to NCAA Division II membership.

**Embry-Riddle:** Played two seasons at Embry-Riddle...Led the Eagles with 18.8 points and 8.2 rebounds per game in 2016-17...Was also the team's top 3-point shooter with a 42.8 percent (71-of-166) clip...Scored double figures a total of 21 times with a career-best 40 points in the season-finale against Barry University...Averaged 6.1 points and 5.2 rebounds in 26 games and two starts as a freshman...Notched a season-high 13 points against Palm Beach Atlantic and recorded 13 points and 11 rebounds for his first career double-double vs. Saint Leo that year.

### HOGAN'S GAME-BY-GAME STATISTICS

2018-19	FG	3P	FT	O/D	REB	F	PTS	A	TO	B	S	M
at Saint Louis*	2-4	0-0	0-0	0/4	4	2	4	0	4	0	1	25
at Bradley Quincy												
vs. Jacksonville												
vs. UT Chattanooga												
at South Alabama												
Missouri S&T												
Western Illinois												
at Miss. Valley St.												
Southern Illinois												
at The Citadel												
at Florida State												
Abilene Christian												
at SIU Edwardsville												
UT Martin												
Austin Peay												
Murray State												
at Morehead State												
at Eastern Kentucky												
SIU Edwardsville												
Eastern Illinois												
at Belmont												
at Tennessee State												
Tennessee Tech												
Jacksonville State												
at UT Martin												
at Eastern Illinois												
at Austin Peay												
at Murray State												
Tennessee State												
Belmont												

\* - Game Started

### 2018-19 SEASON/CAREER HIGHS


Points .....	4	at Saint Louis (11/6/18)
Total Rebounds .....	4	at Saint Louis (11/6/18)
Offensive .....	-	-
Defensive .....	4	at Saint Louis (11/6/18)
FG Made .....	2	at Saint Louis (11/6/18)
FG Attempted .....	4	at Saint Louis (11/6/18)
3-Point FG Made .....	-	-
3-Point FG Attempted .....	-	-
FT Made .....	-	-
FT Attempted .....	-	-
Assists .....	-	-
Blocks .....	-	-
Steals .....	1	at Saint Louis (11/6/18)
Minutes .....	25	at Saint Louis (11/6/18)

### CAREER STATISTICS AT SOUTHEAST MISSOURI

Season	G-GS	Min	Avg	FG-FGA	Pct	3FG-3FGA	Pct	FT-FTA	Pct	Off	Def	Tot	Avg	PF	FO	A	TO	Blk	Stl	Pts	Avg
2018-19	1-1	25	25.0	2-4	.500	0-0	.000	0-0	.000	0	4	4	4.0	2	0	0	4	0	1	4	4.0
Ohio Valley Conference Games Only																					
Season	G-GS	Min	Avg	FG-FGA	Pct	3FG-3FGA	Pct	FT-FTA	Pct	Off	Def	Tot	Avg	PF	FO	A	TO	Blk	Stl	Pts	Avg
2018-19																					

# YOUR REDHAWKS

## 2018-19 BASKETBALL NOTES



► Guard  
► Sophomore (2) ► 6-0 ► 175  
► Taipei, Taiwan  
► Songshan H.S.  
► Marshalltown CC



## OSCAR KAO

**2018-19:** Played two minutes off the bench in his NCAA Division one debut at Saint Louis (11/6).

**Marshalltown CC:** Spent his freshman season at Marshalltown Community College, where he averaged 13 points a game in 2017-18...Shot 44.3 percent from the field and 39 percent from the 3-point line, earning Second-Team All-Region honors...Shot 11-of-15 from the field, 5-of-7 from 3-point range and scored 29 points in the Tigers dominating win over conference rival Iowa Western.

**Prep:** Averaged 23.6 points, 4.2 assists and 3.8 steals per game at Songshan High School in 2016-17...Shot 49 percent (103-of-210) from the field and 85 percent (65-of-76) at the free throw line...Was part of two National Champion teams in the Taiwan High School Basketball League and won National League Most Valuable Player honors twice during his prep career...Also led the league in steals during the 2015-16 season.

### KAO'S GAME-BY-GAME STATISTICS

2018-19	FG	3P	FT	O/D	REB	F	PTS	A	TO	B	S	M
at Saint Louis	0-1	0-0	0-0	0/0	0	1	0	0	0	0	0	2
at Bradley												
Quincy												
vs. Jacksonville												
vs. UT Chattanooga												
at South Alabama												
Missouri S&T												
Western Illinois												
at Miss. Valley St.												
Southern Illinois												
at The Citadel												
at Florida State												
Abilene Christian												
at SIU Edwardsville												
UT Martin												
Austin Peay												
Murray State												
at Morehead State												
at Eastern Kentucky												
SIU Edwardsville												
Eastern Illinois												
at Belmont												
at Tennessee State												
Tennessee Tech												
Jacksonville State												
at UT Martin												
at Eastern Illinois												
at Austin Peay												
at Murray State												
Tennessee State												
Belmont												

\* - Game Started

### 2018-19 SEASON/CAREER HIGHS


Points .....	-
Total Rebounds .....	-
Offensive .....	-
Defensive .....	-
FG Made .....	-
FG Attempted.....	1
3-Point FG Made.....	-
3-Point FG Attempted.....	-
FT Made.....	-
FT Attempted.....	-
Assists .....	-
Blocks.....	-
Steals.....	-
Minutes .....	2
	at Saint Louis (11/6/18)
	at Saint Louis (11/6/18)

### CAREER STATISTICS AT SOUTHEAST MISSOURI

		Overall																
Season	G-GS	Min	Avg	FG-FGA	Pct	3FG-3FGA	Pct	FT-FTA	Pct	Off	Def	Tot	Avg	PF	FO	A	TO	Blk
2018-19	1-0	2	2.0	0-1	.000	0-0	.000	0-0	.000	0	0	0	0.0	1	0	0	0	0
		Ohio Valley Conference Games Only																
Season	G-GS	Min	Avg	FG-FGA	Pct	3FG-3FGA	Pct	FT-FTA	Pct	Off	Def	Tot	Avg	PF	FO	A	TO	Blk
2018-19																		

# YOUR REDHAWKS

2018-19 BASKETBALL NOTES



► Center  
► Senior (5) ► 6-8 ► 215  
► Jackson, Mo.  
► Saxony Lutheran H.S.  
► Fontbonne



22

## JACK LAKE

**Fontbonne University:** Played two seasons at NCAA Division III member Fontbonne University...Averaged 5.5 points and 2.5 rebounds in four games and three starts in 2017-18...Led the Griffins in scoring (12.3 ppg) and rebounding (5.4 rpg) in 24 games and 11 starts during the 2016-17 campaign...Was the team's top shooter with a .575 (127-of-221) field goal percentage...Led the team with 30 blocks and averaged 21.5 minutes per contest.

**Prep:** Attended Saxony Lutheran High School in nearby Jackson, Missouri...Two-time Missouri Class 3 District 2 All-District honoree...Named to the 2014 Southeast Missouri All-Region Team...Team captain...MVP of the 2013 Crystal City "Rolla Duke Herbert" Tournament...Tied for the most points scored in the 2013 Bloomfield Christmas Tournament with 94 in four games...Named to the All-Tournament Team at the 2013 Chester Invitational Tournament...Set single-season school records for points, rebounds and blocks in 2013-14...Selected to play in the 2014 BA Sports Class 3, 4 and 5 All-Star Game...One of two players in Missouri (as recorded by Maxpreps) to get over 500 points, 300 rebounds and 100 blocks in a season...Averaged a double-double 21.7 points and 13 rebounds as a senior...Posted three triple-doubles...Finished his prep career with 965 points, 584 rebounds, 294 blocks and a .500 field goal percentage (396-of-798) in 71 games.

### LAKE'S GAME-BY-GAME STATISTICS

2018-19	FG	3P	FT	O/D	REB	E	PTS	A	TO	B	S	M
at Saint Louis	DNP	-	-	-	-	-	-	-	-	-	-	-
at Bradley												
Quincy												
vs. Jacksonville												
vs. UT Chattanooga												
at South Alabama												
Missouri S&T												
Western Illinois												
at Miss. Valley St.												
Southern Illinois												
at The Citadel												
at Florida State												
Abilene Christian												
at SIU Edwardsville												
UT Martin												
Austin Peay												
Murray State												
at Morehead State												
at Eastern Kentucky												
SIU Edwardsville												
Eastern Illinois												
at Belmont												
at Tennessee State												
Tennessee Tech												
Jacksonville State												
at UT Martin												
at Eastern Illinois												
at Austin Peay												
at Murray State												
Tennessee State												
Belmont												

\* - Game Started

### 2018-19 SEASON CAREER HIGHS


Points .....	-
Total Rebounds .....	-
Offensive .....	-
Defensive .....	-
FG Made .....	-
FG Attempted .....	-
3-Point FG Made .....	-
3-Point FG Attempted .....	-
FT Made .....	-
FT Attempted .....	-
Assists .....	-
Blocks .....	-
Steals .....	-
Minutes .....	-

### CAREER STATISTICS AT SOUTHEAST MISSOURI

Season	G-GS	Min	Avg	FG-FGA	Pct	3FG-3FGA	Pct	FT-FTA	Pct	Off	Def	Tot	Avg	PF	FO	A	TO	Blk	Stl	Pts	Avg
2018-19																					
Overall																					
Ohio Valley Conference Games Only																					
Season	G-GS	Min	Avg	FG-FGA	Pct	3FG-3FGA	Pct	FT-FTA	Pct	Off	Def	Tot	Avg	PF	FO	A	TO	Blk	Stl	Pts	Avg
2018-19																					

# YOUR REDHAWKS

## 2018-19 BASKETBALL NOTES



► Center  
► Senior (4) ► 6-10 ► 223  
► Hengelo, Netherlands  
► Montessori College Twente  
► Mineral Area College



42

## MARK LAROS

**2018-19:** Contributed two points in 12 minutes off the bench at Saint Louis (11/6).

### LAROS' GAME-BY-GAME STATISTICS

2018-19	FG	3P	FT	O/D	REB	F	PTS	A	TO	B	S	M
at Saint Louis	1-3	0-0	0-0	0/0	0	1	2	0	0	0	0	12
at Bradley												
Quincy												
vs. Jacksonville												
vs. UT Chattanooga												
at South Alabama												
Missouri S&T												
Western Illinois												
at Miss. Valley St.												
Southern Illinois												
at The Citadel												
at Florida State												
Abilene Christian												
at SIU Edwardsville												
UT Martin												
Austin Peay												
Murray State												
at Morehead State												
at Eastern Kentucky												
SIU Edwardsville												
Eastern Illinois												
at Belmont												
at Tennessee State												
Tennessee Tech												
Jacksonville State												
at UT Martin												
at Eastern Illinois												
at Austin Peay												
at Murray State												
Tennessee State												
Belmont												

\* - Game Started

### 2018-19 SEASON HIGHS

Points .....	2	at Saint Louis (11/6/18)
Total Rebounds .....	-	-
Offensive .....	-	-
Defensive .....	-	-
FG Made .....	1	at Saint Louis (11/6/18)
FG Attempted .....	3	at Saint Louis (11/6/18)
3-Point FG Made .....	-	-
3-Point FG Attempted .....	-	-
FT Made .....	-	-
FT Attempted .....	-	-
Assists .....	-	-
Blocks .....	-	-
Steals .....	-	-
Minutes .....	12	at Saint Louis (11/6/18)

### CAREER HIGHS

Points .....	11	vs. Morehead State (1/11/18)
Total Rebounds .....	9	vs. Missouri Baptist (11/10/17)
Offensive .....	4	3x, last vs. Cal State Northridge (11/21/17)
Defensive .....	5	3x, last vs. Morehead State (1/11/18)
FG Made .....	5	2x, last vs. Austin Peay (2/3/18)
FG Attempted .....	9	vs. Cal State Northridge (11/21/17)
3-Point FG Made .....	-	-
3-Point FG Attempted .....	1	2x, last vs. Morehead State (1/11/18)
FT Made .....	2	vs. N.C. Central (11/26/17)
FT Attempted .....	2	6x, last at Eastern Kentucky (2/22/18)
Assists .....	2	2x, last at Tennessee Tech (1/25/18)
Blocks .....	2	vs. Austin Peay (2/3/18)
Steals .....	2	at Tennessee Tech (1/25/18)
Minutes .....	33	vs. Morehead State (1/11/18)


### CAREER STATISTICS AT SOUTHEAST MISSOURI

Overall																		
Season	G-GS	Min	Avg	FG-FGA	Pct	3FG-3FGA	Pct	FT-FTA	Pct	Off	Def	Tot	Avg	PF	FO	A	TO	Blk
2017-18	27-7	405	15.0	48-76	.632	0-4	.000	7-15	.467	40	54	94	3.5	36	0	9	28	11
2018-19	1-0	12	12.0	1-3	.333	0-0	.000	0-0	.000	0	0	0	0.0	1	0	0	0	0
Total	28-7	417	14.9	49-79	.620	0-4	.000	7-15	.467	40	54	94	3.4	37	0	9	28	11
Ohio Valley Conference Games Only																		
Season	G-GS	Min	Avg	FG-FGA	Pct	3FG-3FGA	Pct	FT-FTA	Pct	Off	Def	Tot	Avg	PF	FO	A	TO	Blk
2017-18	18-2	260	14.4	28-43	.651	0-4	.000	2-7	.286	21	36	57	3.2	25	0	7	18	5
2018-19																		
Total																		



# YOUR REDHAWKS

2018-19 BASKETBALL NOTES



► Guard  
► Senior (4) ► 6-1 ► 170  
► Lexington, Ky.  
► Paul Dunbar H.S.  
► Spalding University



15

## DONNIE LEWIS

**2017-18:** Participated in all 31 games and started two...Scored 21 points, had 24 rebounds, dished out 41 assists and collected nine steals...Averaged 10.2 minutes per game...Dropped in four 3-pointers and went 7-of-15 at the free throw line...Made his first career start when he played 25 minutes vs. Morehead State (1/11)...Also started the next game vs. Eastern Kentucky (1/13)...Scored a season-high five points off the bench vs. Eastern Illinois (2/15)...Pulled down a season-best four rebounds vs. SIU Edwardsville (2/17)...Dished out a season-high four assists vs. Tennessee State (12/31) and at Jacksonville State (1/27)...Logged a season-high 20 minutes against TSU...Made two big free throws with 31 seconds left to help the Redhawks close out their win over Morehead State (1/11)...Ohio Valley Conference Commissioner's Honor Roll selection and Southeast Scholar-Athlete.

### LEWIS' GAME-BY-GAME STATISTICS

2018-19	FG	3P	FT	O/D	REB	E	PTS	A	TO	B	S	M
at Saint Louis	DNP	-	-	-	-	-	-	-	-	-	-	-
at Bradley												
Quincy												
vs. Jacksonville												
vs. UT Chattanooga												
at South Alabama												
Missouri S&T												
Western Illinois												
at Miss. Valley St.												
Southern Illinois												
at The Citadel												
at Florida State												
Abilene Christian												
at SIU Edwardsville												
UT Martin												
Austin Peay												
Murray State												
at Morehead State												
at Eastern Kentucky												
SIU Edwardsville												
Eastern Illinois												
at Belmont												
at Tennessee State												
Tennessee Tech												
Jacksonville State												
at UT Martin												
at Eastern Illinois												
at Austin Peay												
at Murray State												
Tennessee State												
Belmont												

\* - Game Started

### 2018-19 SEASON HIGHS

Points	-
Total Rebounds	-
Offensive	-
Defensive	-
FG Made	-
FG Attempted	-
3-Point FG Made	-
3-Point FG Attempted	-
FT Made	-
FT Attempted	-
Assists	-
Blocks	-
Steals	-
Minutes	-

### CAREER HIGHS


Points	5	vs. Eastern Illinois (2/15/18)
Total Rebounds	4	vs. SIU Edwardsville (2/17/18)
Offensive	1	5x, last at Jacksonville State (1/27/18)
Defensive	4	vs. SIU Edwardsville (2/17/18)
FG Made	1	5x, last vs. Eastern Illinois (2/15/18)
FG Attempted	2	3x, last vs. Eastern Illinois (2/15/18)
3-Point FG Made	1	4x, last vs. Eastern Illinois (2/15/18)
3-Point FG Attempted	2	2x, last at Morehead State (2/8/18)
FT Made	2	2x, last vs. Eastern Illinois (2/15/18)
FT Attempted	4	2x, last vs. UT Martin (2/24/18)
Assists	4	2x, last at Jacksonville State (1/27/18)
Blocks	-	-
Steals	2	vs. Hannibal-LaGrange (11/28/17)
Minutes	25	vs. Morehead State (1/11/18)

### CAREER STATISTICS AT SOUTHEAST MISSOURI

Overall																			
Season	G-GS	Min	Avg	FG-FGA	Pct	3FG-3FGA	Pct	FT-FTA	Pct	Off	Def	Tot	Avg	PF	FO	A	TO	Blk	Stl
2017-18	31-2	315	10.2	5-12	.417	4-9	.444	7-15	.467	7	17	24	0.8	37	0	41	14	0	9
2018-19																			
Total																			
Ohio Valley Conference Games Only																			
Season	G-GS	Min	Avg	FG-FGA	Pct	3FG-3FGA	Pct	FT-FTA	Pct	Off	Def	Tot	Avg	PF	FO	A	TO	Blk	Stl
2017-18	18-2	193	10.7	5-11	.455	4-8	.500	6-13	.462	3	14	17	0.9	20	0	31	12	0	5
2018-19																			
Total																			

# YOUR REDHAWKS

## 2018-19 BASKETBALL NOTES



► Guard  
► Freshman (1) ► 6-5 ► 165  
► Durham, N.C.  
► Voyager Academy



## JORDAN LOVE

**Prep:** Attended Voyager Academy in Durham, North Carolina...Averaged 20 points, 4.3 rebounds and two steals per game in 2017-18...Was the North Central Athletic Conference Basketball Player of the Year and claimed North Carolina Basketball Coaches Association All-District 6 honors... Named Voyager Academy's Most Valuable Player and finished his career with 1,000 points...Averaged 16 points, 2.3 assists, 4.6 rebounds and 1.6 steals en route to First-Team All-Conference and All-District accolades in 2016-17.

### LOVE'S GAME-BY-GAME STATISTICS

2018-19	FG	3P	FT	O/D	REB	F	PTS	A	TO	B	S	M
at Saint Louis	DNP	-	-	-	-	-	-	-	-	-	-	-
at Bradley												
Quincy												
vs. Jacksonville												
vs. UT Chattanooga												
at South Alabama												
Missouri S&T												
Western Illinois												
at Miss. Valley St.												
Southern Illinois												
at The Citadel												
at Florida State												
Abilene Christian												
at SIU Edwardsville												
UT Martin												
Austin Peay												
Murray State												
at Morehead State												
at Eastern Kentucky												
SIU Edwardsville												
Eastern Illinois												
at Belmont												
at Tennessee State												
Tennessee Tech												
Jacksonville State												
at UT Martin												
at Eastern Illinois												
at Austin Peay												
at Murray State												
Tennessee State												
Belmont												

\* - Game Started

### 2018-19 SEASON/CAREER HIGHS


Points .....	-
Total Rebounds .....	-
Offensive .....	-
Defensive .....	-
FG Made .....	-
FG Attempted.....	-
3-Point FG Made.....	-
3-Point FG Attempted.....	-
FT Made.....	-
FT Attempted.....	-
Assists .....	-
Blocks.....	-
Steals.....	-
Minutes .....	-

### CAREER STATISTICS AT SOUTHEAST MISSOURI

Season	Overall																
	G-GS	Min	Avg	FG-FGA	Pct	3FG-3FGA	Pct	FT-FTA	Pct	Off	Def	Tot	Avg	PF	FO	A	TO
2018-19																	
Season	Ohio Valley Conference Games Only																
	G-GS	Min	Avg	FG-FGA	Pct	3FG-3FGA	Pct	FT-FTA	Pct	Off	Def	Tot	Avg	PF	FO	A	TO
2018-19																	

# YOUR REDHAWKS

2018-19 BASKETBALL NOTES



► Forward  
► Freshman (1) ► 6-7 ► 225  
► Gilbert, Ariz.  
► Putnam Science Academy



30

## GABE MCGLOTHAN

**2018-19:** Made a nice NCAA Division I debut when he scored seven points and pulled down six rebounds in 26 minutes off the bench at Saint Louis (11/6)...Shot 3-of-5 from the field, knocked down a 3-pointer and dished out two assists in that game.

**Prep:** Played 42 games and scored double figures eight times at Putnam Science Academy in Connecticut, the 2017-18 National Prep Champion... Prior to attending Putnam Science Academy, he played three varsity seasons at Basha High School in Chandler, Arizona...Averaged 14.2 points and 9.4 rebounds per game while helping lead the Bears to a 6A State Championship in 2016-17...Was the large class (6A) Player of the Year as Basha went 31-1 that season...Averaged 11.1 points and 8.2 rebounds per contest as a junior.

### MCGLOTHAN'S GAME-BY-GAME STATISTICS

2018-19	FG	3P	FT	O/D	REB	F	PTS	A	TO	B	S	M
at Saint Louis	3-5	1-2	0-0	0/6	6	3	7	2	0	0	0	26
at Bradley Quincy												
vs. Jacksonville												
vs. UT Chattanooga												
at South Alabama												
Missouri S&T												
Western Illinois												
at Miss. Valley St.												
Southern Illinois												
at The Citadel												
at Florida State												
Abilene Christian												
at SIU Edwardsville												
UT Martin												
Austin Peay												
Murray State												
at Morehead State												
at Eastern Kentucky												
SIU Edwardsville												
Eastern Illinois												
at Belmont												
at Tennessee State												
Tennessee Tech												
Jacksonville State												
at UT Martin												
at Eastern Illinois												
at Austin Peay												
at Murray State												
Tennessee State												
Belmont												

\* - Game Started

### 2018-19 SEASON/CAREER HIGHS


Points .....	7	at Saint Louis (11/6/18)
Total Rebounds .....	6	at Saint Louis (11/6/18)
Offensive .....	-	-
Defensive .....	6	at Saint Louis (11/6/18)
FG Made .....	3	at Saint Louis (11/6/18)
FG Attempted .....	5	at Saint Louis (11/6/18)
3-Point FG Made .....	1	at Saint Louis (11/6/18)
3-Point FG Attempted .....	2	at Saint Louis (11/6/18)
FT Made .....	-	-
FT Attempted .....	-	-
Assists .....	2	at Saint Louis (11/6/18)
Blocks .....	-	-
Steals .....	-	-
Minutes .....	26	at Saint Louis (11/6/18)

### CAREER STATISTICS AT SOUTHEAST MISSOURI

Season	G-GS	Min	Avg	FG-FGA	Pct	3FG-3FGA	Pct	FT-FTA	Pct	Off	Def	Tot	Avg	PF	FO	A	TO	Blk	Stl	Pts	Avg
2018-19	1-0	26	26.0	3-5	.600	1-2	.500	0-0	.000	0	6	6	6.0	3	0	2	0	0	0	7	7.0
Ohio Valley Conference Games Only																					
Season	G-GS	Min	Avg	FG-FGA	Pct	3FG-3FGA	Pct	FT-FTA	Pct	Off	Def	Tot	Avg	PF	FO	A	TO	Blk	Stl	Pts	Avg
2018-19																					

# YOUR REDHAWKS

## 2018-19 BASKETBALL NOTES



► Guard  
► Freshman (2) ► 6-4 ► 195  
► Houston, Texas  
► ASPIRE Academy

11

## NYGAL RUSSELL

**2018-19:** Played 12 points, had two assists and one rebound in first NCAA Division I game at Saint Louis (11/6).

**Prep:** Averaged 11 points, five rebounds, three assists and 2.4 steals per game at ASPIRE Basketball Academy in Louisville, Kentucky...Prior to that, he spent his senior year at Chris Walker Academy in Houston, Texas...There, he averaged 12 points, five rebounds, four assists and two steals en route to All-Region honors...Attended Seven Lakes High School in Katy, Texas as a junior...Averaged 18 points, 11 rebounds, two assists and two steals for the Spartans.

### RUSSELL'S GAME-BY-GAME STATISTICS

2018-19	FG	3P	FT	O/D	REB	E	PTS	A	TO	B	S	M
at Saint Louis	0-3	0-0	0-0	0/1	1	5	0	2	1	0	0	12
at Bradley												
Quincy												
vs. Jacksonville												
vs. UT Chattanooga												
at South Alabama												
Missouri S&T												
Western Illinois												
at Miss. Valley St.												
Southern Illinois												
at The Citadel												
at Florida State												
Abilene Christian												
at SIU Edwardsville												
UT Martin												
Austin Peay												
Murray State												
at Morehead State												
at Eastern Kentucky												
SIU Edwardsville												
Eastern Illinois												
at Belmont												
at Tennessee State												
Tennessee Tech												
Jacksonville State												
at UT Martin												
at Eastern Illinois												
at Austin Peay												
at Murray State												
Tennessee State												
Belmont												

\* - Game Started

### 2018-19 SEASON/CAREER HIGHS


Points .....	-	-
Total Rebounds .....	1	at Saint Louis (11/6/18)
Offensive .....	-	-
Defensive .....	1	at Saint Louis (11/6/18)
FG Made .....	-	-
FG Attempted .....	3	at Saint Louis (11/6/18)
3-Point FG Made .....	-	-
3-Point FG Attempted .....	-	-
FT Made .....	-	-
FT Attempted .....	-	-
Assists .....	2	at Saint Louis (11/6/18)
Blocks .....	-	-
Steals .....	-	-
Minutes .....	12	at Saint Louis (11/6/18)

### CAREER STATISTICS AT SOUTHEAST MISSOURI

		Overall															
Season	G-GS	Min	Avg	FG-FGA	Pct	3FG-3FGA	Pct	FT-FTA	Pct	Off	Def	Tot	Avg	PF	FO	A	TO
2018-19	1-0	12	12.0	0-3	.000	0-0	.000	0-0	.000	0	1	1	1.0	5	1	2	1
		Ohio Valley Conference Games Only															
Season	G-GS	Min	Avg	FG-FGA	Pct	3FG-3FGA	Pct	FT-FTA	Pct	Off	Def	Tot	Avg	PF	FO	A	TO
2018-19																	

# YOUR REDHAWKS

2018-19 BASKETBALL NOTES



► Forward  
► Freshman(1) ► 6-8 ► 200  
► Richmond, Texas  
► Combine Academy



23

## SAGE TOLBERT

**2018-19:** Made his first career NCAA Division I start at Saint Louis (11/6)... Posted seven points, five rebounds and one steal in 23 minutes against the Billikens.

**Prep:** Spent the 2017-18 season at Combine Academy in Charlotte, North Carolina... Was Combine Academy's top scorer and rebounder with 15.8 points and 8.4 rebounds per game in 38 starts... Also averaged 1.7 blocks... First-Team All-District selection at Fort Bend Travis High School in Richmond, Texas before he attended Combine Academy... Played two varsity seasons at Fort Bend Travis... Averaged 11.4 points and 7.4 rebounds as a senior in 2016-17... Played 24 games, averaging 6.1 points and 3.5 rebounds the previous year.

### TOLBERT'S GAME-BY-GAME STATISTICS

2018-19	FG	3P	FT	O/D	REB	E	PTS	A	TO	B	S	M
at Saint Louis*	3-7	0-0	1-2	4/1	5	4	7	0	2	0	1	23
at Bradley												
Quincy												
vs. Jacksonville												
vs. UT Chattanooga												
at South Alabama												
Missouri S&T												
Western Illinois												
at Miss. Valley St.												
Southern Illinois												
at The Citadel												
at Florida State												
Abilene Christian												
at SIU Edwardsville												
UT Martin												
Austin Peay												
Murray State												
at Morehead State												
at Eastern Kentucky												
SIU Edwardsville												
Eastern Illinois												
at Belmont												
at Tennessee State												
Tennessee Tech												
Jacksonville State												
at UT Martin												
at Eastern Illinois												
at Austin Peay												
at Murray State												
Tennessee State												
Belmont												

\* - Game Started

### 2018-19 SEASON/CAREER HIGHS

Points .....	7	at Saint Louis (11/6/18)
Total Rebounds .....	5	at Saint Louis (11/6/18)
Offensive .....	4	at Saint Louis (11/6/18)
Defensive .....	1	at Saint Louis (11/6/18)
FG Made .....	3	at Saint Louis (11/6/18)
FG Attempted .....	7	at Saint Louis (11/6/18)
3-Point FG Made .....	-	-
3-Point FG Attempted .....	-	-
FT Made .....	1	at Saint Louis (11/6/18)
FT Attempted .....	2	at Saint Louis (11/6/18)
Assists .....	-	-
Blocks .....	-	-
Steals .....	1	at Saint Louis (11/6/18)
Minutes .....	23	at Saint Louis (11/6/18)


### CAREER STATISTICS AT SOUTHEAST MISSOURI

Season	G-GS	Min	Avg	FG-FGA	Pct	3FG-3FGA	Pct	FT-FTA	Pct	Off	Def	Tot	Avg	PF	FO	A	TO	Blk	Stl	Pts	Avg
2018-19	1-1	23	23.0	3-7	.429	0-0	.000	1-2	.500	4	1	5	5.0	4	0	0	2	0	1	7	7.0
Ohio Valley Conference Games Only																					
Season	G-GS	Min	Avg	FG-FGA	Pct	3FG-3FGA	Pct	FT-FTA	Pct	Off	Def	Tot	Avg	PF	FO	A	TO	Blk	Stl	Pts	Avg
2018-19																					



# YOUR REDHAWKS

## 2018-19 BASKETBALL NOTES



► Forward  
► Senior (4) ► 6-8 ► 200  
► Mobile, Ala.  
► Gardendale H.S.  
► McNeese State



14

## QUATARRIUS WILSON

Will sit out the 2018-19 season due to NCAA Division I transfer regulations.

**McNeese State:** Earned Third-Team All-Southland Conference honors... Averaged a double-double 10.9 points and 10.2 rebounds per game in 28 starts in 2017-18...Was McNeese State's top rebounder who also ranked third on the team in both blocks (28) and scoring...Shot 51.5 percent (123-of-239) from the field, dished out 39 assists and collected 21 steals...Led the Southland Conference with 14 double-doubles...Was arguably one of the most underrated players in the Southland Conference.

**Moberly Area CC:** Began his sophomore season as a starter at Moberly Area Community College...Played in 28 games during the 2015-16 and 2016-17 campaigns...Pulled down double-digit rebounds twice with a high of 13 in a 105-59 win over St. John's Academy (12/9/16).

### WILSON'S GAME-BY-GAME STATISTICS

2018-19	FG	3P	FT	O/D	REB	E	PTS	A	TO	B	S	M
at Saint Louis	DNP	-	-	-	-	-	-	-	-	-	-	-
at Bradley												
Quincy												
vs. Jacksonville												
vs. UT Chattanooga												
at South Alabama												
Missouri S&T												
Western Illinois												
at Miss. Valley St.												
Southern Illinois												
at The Citadel												
at Florida State												
Abilene Christian												
at SIU Edwardsville												
UT Martin												
Austin Peay												
Murray State												
at Morehead State												
at Eastern Kentucky												
SIU Edwardsville												
Eastern Illinois												
at Belmont												
at Tennessee State												
Tennessee Tech												
Jacksonville State												
at UT Martin												
at Eastern Illinois												
at Austin Peay												
at Murray State												
Tennessee State												
Belmont												

\* - Game Started

### 2018-19 SEASON/CAREER HIGHS

Points .....	-
Total Rebounds .....	-
Offensive .....	-
Defensive .....	-
FG Made .....	-
FG Attempted.....	-
3-Point FG Made.....	-
3-Point FG Attempted.....	-
FT Made.....	-
FT Attempted.....	-
Assists .....	-
Blocks.....	-
Steals.....	-
Minutes .....	-

### CAREER STATISTICS AT SOUTHEAST MISSOURI

Season	G-GS	Min	Avg	FG-FGA	Pct	3FG-3FGA	Pct	FT-FTA	Pct	Off	Def	Tot	Avg	PF	FO	A	TO	Blk	Stl	Pts	Avg
2018-19																					
Overall																					
Ohio Valley Conference Games Only																					
2018-19																					

# YOUR REDHAWKS

2018-19 BASKETBALL NOTES



## 2018-19 Southeast Missouri Basketball Southeast Missouri Season/Career Statistics (as of Nov 07, 2018) All games



### SEASON STATISTICS

### CAREER STATISTICS

SUMMARY	gp-gs	min/g	fg%	3fg%	ft%	r/g	a/g	stl	blk	pts/g	gp-gs	min/g	fg%	3fg%	ft%	r/g	a/g	stl	blk	pts/g
Ledarius Brewer	1-1	33.0	.412	.286	1.000	7.0	2.0	2	0	18.0	32-28	29.5	.420	.360	.745	3.9	1.3	31	16	14.6
Alex Caldwell	1-0	19.0	.571	.500	.833	2.0	4.0	0	0	14.0	1-0	19.0	.571	.500	.833	2.0	4.0	0	0	14.0
Jonathan Dalton	1-1	28.0	.600	1.000	.000	2.0	3.0	0	0	7.0	62-32	22.8	.430	.347	.671	1.5	3.4	49	0	3.6
Gabe McGlothlin	1-0	26.0	.600	.500	.000	6.0	2.0	0	0	7.0	1-0	26.0	.600	.500	.000	6.0	2.0	0	0	7.0
Sage Tolbert	1-1	23.0	.429	.000	.500	5.0	0.0	1	0	7.0	1-1	23.0	.429	.000	.500	5.0	0.0	1	0	7.0
Isaiah Gable	1-1	20.0	.333	.400	.000	1.0	1.0	0	1	6.0	16-1	12.9	.393	.366	.636	1.8	0.4	0	1	4.4
Skyler Hogan	1-1	25.0	.500	.000	.000	4.0	0.0	1	0	4.0	1-1	25.0	.500	.000	.000	4.0	0.0	1	0	4.0
Mark Laros	1-0	12.0	.333	.000	.000	0.0	0.0	0	0	2.0	28-7	14.9	.620	.000	.467	3.4	0.3	8	11	3.8
Oscar Kao	1-0	2.0	.000	.000	.000	0.0	0.0	0	0	0.0	1-0	2.0	.000	.000	.000	0.0	0.0	0	0	0.0
Nygal Russell	1-0	12.0	.000	.000	.000	1.0	2.0	0	0	0.0	1-0	12.0	.000	.000	.000	1.0	2.0	0	0	0.0

SCORING	fg-fga	fg%	3fg-fga	3fg%	ft-fa	ft%	pts	pts/g	fg-fga	fg%	3fg-fga	3fg%	ft-fa	ft%	pts	pts/g
Ledarius Brewer	7-17	.412	2-7	.286	2-2	1.000	18	18.0	159-379	.420	73-203	.360	76-102	.745	467	14.6
Alex Caldwell	4-7	.571	1-2	.500	5-6	.833	14	14.0	4-7	.571	1-2	.500	5-6	.833	14	14.0
Jonathan Dalton	3-5	.600	1-1	1.000	0-0	.000	7	7.0	74-172	.430	25-72	.347	51-76	.671	224	3.6
Gabe McGlothlin	3-5	.600	1-2	.500	0-0	.000	7	7.0	3-5	.600	1-2	.500	0-0	.000	7	7.0
Sage Tolbert	3-7	.429	0-0	.000	1-2	.500	7	7.0	3-7	.429	0-0	.000	1-2	.500	7	7.0
Isaiah Gable	2-6	.333	2-5	.400	0-0	.000	6	6.0	24-61	.393	15-41	.366	7-11	.636	70	4.4
Skyler Hogan	2-4	.500	0-0	.000	0-0	.000	4	4.0	2-4	.500	0-0	.000	0-0	.000	4	4.0
Mark Laros	1-3	.333	0-0	.000	0-0	.000	2	2.0	49-79	.620	0-4	.000	7-15	.467	105	3.8
Oscar Kao	0-1	.000	0-0	.000	0-0	.000	0	0.0	0-1	.000	0-0	.000	0-0	.000	0	0.0
Nygal Russell	0-3	.000	0-0	.000	0-0	.000	0	0.0	0-3	.000	0-0	.000	0-0	.000	0	0.0

TOTALS	o-reb	d-reb	t-reb	pf	fo	ast	to	a/to	o-reb	d-reb	t-reb	pf	fo	ast	to	a/to
Ledarius Brewer	0	7	7	5	1	2	3	0.7	14	111	125	71	4	42	60	0.7
Alex Caldwell	0	2	2	4	0	4	1	4.0	0	2	2	4	0	4	1	4.0
Jonathan Dalton	1	1	2	0	0	3	4	0.8	26	70	96	95	1	212	98	2.2
Gabe McGlothlin	0	6	6	3	0	2	0	0.0	0	6	6	3	0	2	0	0.0
Sage Tolbert	4	1	5	4	0	0	2	0.0	4	1	5	4	0	0	2	0.0
Isaiah Gable	0	1	1	3	0	1	1	1.0	5	24	29	22	0	7	8	0.9
Skyler Hogan	0	4	4	2	0	0	4	0.0	0	4	4	2	0	0	4	0.0
Mark Laros	0	0	0	1	0	0	0	0.0	40	54	94	37	0	9	28	0.3
Oscar Kao	0	0	0	1	0	0	0	0.0	0	0	0	1	0	0	0	0.0
Nygal Russell	0	1	1	5	1	2	1	2.0	0	1	1	5	1	2	1	2.0

# YOUR REDHAWKS

## 2018-19 BASKETBALL NOTES

### GAME 1

#### SAINT LOUIS 75, SOUTHEAST MISSOURI 65

November 6, 2018 • Chaifetz Arena • St. Louis, Mo.

##### Southeast Mo. St. 65 • 0-1

#	Player	Total			3-Ptr			Rebounds			PF	TP	A	TO	Blk	Stl	Min
		FG-FGA	FG-FGA	FT-FTA	Off	Def	Tot	Off	Def	Tot							
13	Isaiah Gable	f	2-6	2-5	0-0	0	1	1	3	6	1	1	1	0	20		
23	Sage Tolbert	f	3-7	0-0	1-2	4	1	5	4	7	0	2	0	1	23		
03	Skyler Hogan	g	2-4	0-0	0-0	0	4	4	2	4	0	4	0	1	25		
05	Jonathan Dalton	g	3-5	1-1	0-0	1	1	2	0	7	3	4	0	0	28		
25	Ledarius Brewer	g	7-17	2-7	2-2	0	7	7	5	18	2	3	0	2	33		
00	Alex Caldwell		4-7	1-2	5-6	0	2	2	4	14	4	1	0	0	19		
04	Oscar Kao		0-1	0-0	0-0	0	0	0	1	0	0	0	0	0	2		
11	Nygal Russell		0-3	0-0	0-0	0	1	1	5	0	2	1	0	0	12		
30	Gabe McGlothlan		3-5	1-2	0-0	0	6	6	3	7	2	0	0	0	26		
42	Mark Laros		1-3	0-0	0-0	0	0	0	1	2	0	0	0	0	12		
Team							1	2	3								
Totals			25-58	7-17	8-10	6	25	31	28	65	14	16	1	4	200		

FG % 1st Half: 9-29 31.0% 2nd half: 16-29 55.2% Game: 25-58 43.1% Deadball Rebounds 1  
 3FG % 1st Half: 4-9 44.4% 2nd half: 3-8 37.5% Game: 7-17 41.2%  
 FT % 1st Half: 2-2 100.0 2nd half: 6-8 75.0% Game: 8-10 80.0%

##### Saint Louis 75 • 3-0

#	Player	Total			3-Ptr			Rebounds			PF	TP	A	TO	Blk	Stl	Min
		FG-FGA	FG-FGA	FT-FTA	Off	Def	Tot	Off	Def	Tot							
05	Carte'Are Gordon	f	1-2	0-0	0-0	0	2	2	4	2	2	3	1	2	15		
11	Hasahn French	f	1-1	0-0	0-0	2	10	12	2	2	4	0	3	0	34		
00	Jordan Goodwin	g	3-8	0-2	5-9	2	4	6	5	11	2	5	0	0	27		
02	Tramaine Isabell Jr.	g	6-13	0-6	6-11	0	3	3	0	18	1	4	0	2	30		
03	Javon Bess	g	6-11	2-6	4-6	0	5	5	2	18	3	1	0	3	35		
01	D.J. Foreman		5-6	0-0	2-3	3	0	3	2	12	1	0	0	1	23		
04	Dion Wiley		3-9	2-8	1-2	0	1	1	0	9	1	1	0	0	27		
15	Demarius Jacobs		0-0	0-0	1-2	0	1	1	0	1	1	0	0	0	3		
20	Fred Thatch Jr.		1-4	0-3	0-0	1	1	2	0	2	1	0	0	1	6		
Team							3	1	4								
Totals			26-54	4-25	19-33	11	28	39	15	75	16	14	4	9	200		

FG % 1st Half: 16-32 50.0% 2nd half: 10-22 45.5% Game: 26-54 48.1% Deadball Rebounds 6  
 3FG % 1st Half: 3-16 18.8% 2nd half: 1-9 11.1% Game: 4-25 16.0%  
 FT % 1st Half: 5-6 83.3% 2nd half: 14-27 51.9% Game: 19-33 57.6%

Officials: Rick Crawford, Eric Anderson, Ed Crenshaw  
 Technical fouls: Southeast Mo. St.-None. Saint Louis-None.  
 Attendance: 6028

Score by periods	1st	2nd	Total
Southeast Mo. St.	24	41	65
Saint Louis	40	35	75