

YOUR REDHAWKS

2018-19 BASKETBALL NOTES / SAINT LOUIS GAME

Welcome to Division I

Nine of the 15 players on Southeast Missouri's 2018-19 roster have never played at the NCAA Division I level. Skyler Hogan, Khalil Cuffee, Alex Caldwell, Jordan Love, Oscar Kao, Nygal Russell, Jack Lake, Sage Tolbert and Gabe McGlothran are new to the NCAA Division I scene this year.

Ray Begins Fourth Year

Rick Ray begins his fourth year as Southeast Missouri's head coach in 2018-19. From top to bottom, SEMO has its most talented roster with Ray at the helm. The Redhawks finished their 2017-18 season with an overall record of 14-17 and 8-10 in the Ohio Valley Conference. SEMO finished seventh in the OVC standings, three spots ahead of where it was picked in the league's Preseason Poll (10th).

Eligible for Postseason Play

The NCAA's academic and membership affairs granted Southeast Missouri full relief from all practice and competition restrictions for the 2018-19 academic year related to the team's four-year Academic Progress Rate score. Having improved their score and put in place a number of departmental enhancements, the Redhawks will be able to compete in the postseason and there will be zero restrictions this upcoming season. In 2017-18, SEMO was unable to compete in the postseason due to a NCAA Academic Progress Rate historic penalty.

Roster Breakdown

Southeast Missouri's 15-man roster includes seven returnees and eight newcomers. The Redhawks return two starters in guards Ledarrius Brewer and Jonathan Dalton. Brewer ranked second on the team in scoring with 14.5 points per game in 31 games and 27 starts as a freshman, while Dalton started 30 games at points guard, leading the team in assists (168) and steals (38) a year ago.

Starting Debuts

Sophomore forward Isaiah Gable, junior guard Skyler Hogan and freshman forward Sage Tolbert are expected to make their first career starts when the Redhawks take the court against Saint Louis Tuesday. Gable saw action in 15 games off the bench in his rookie campaign last season. Hogan sat out the 2017-18 campaign due to NCAA transfer regulations

2018-19 SOUTHEAST MISSOURI REDHAWKS ROSTER

No.	Name	Pos.	Ht.	Wt.	Cl.	Yr.	Hometown (High School/College)
0	Alex Caldwell	G	6-0	170	Fr.	1st	Columbia, S.C. (Wilson)
1	Khalil Cuffee	G	6-4	210	Fr.	2nd	Fairburn, Ga. (Langston Hughes)
2	Jordan Love	G	6-5	165	Fr.	1st	Durham, N.C. (Voyager Academy)
3	Skyler Hogan	G	6-5	213	Jr.	4th	Melbourne, Fla. (Holy Trinity Episcopal/Embry-Riddle)
4	Oscar Kao	G	6-0	175	So.	2nd	Taipei, Taiwan (Songshan/Marshalltown CC)
5	Jonathan Dalton	G	5-10	155	Sr.	4th	New Orleans, La. (West Jefferson/Copiah-Lincoln CC)
11	Nygal Russell	G	6-4	195	Fr.	2nd	Houston, Texas (ASPIRE Academy, Louisville, Ky.)
13	Isaiah Gable	F	6-7	195	So.	2nd	Greenville, Ohio (Greenville)
14	Quatarrius Wilson#	F	6-8	200	Sr.	4th	Mobile, Ala. (Gardendale/McNeese State)
15	Donnie Lewis*	G	6-1	170	Sr.	4th	Lexington, Ky. (Paul Dunbar/Spalding University)
22	Jack Lake*	C	6-8	215	Sr.	5th	Jackson, Mo. (Saxony Lutheran/Fontbonne)
23	Sage Tolbert	F	6-8	200	Fr.	1st	Richmond, Texas (Combine Academy, Charlotte, N.C.)
25	Ledarrius Brewer	G	6-5	200	So.	2nd	Meridian, Miss. (Meridian)
30	Gabe McGlothran	F	6-7	225	Fr.	1st	Gilbert, Ariz. (Putnam Science Academy, Conn.)
42	Mark Laros	C	6-10	223	Sr.	4th	Hengelo, Netherlands (Montessori College Twente/Mineral Area College)

* Walk-on

Will sit out the season due to NCAA Division I transfer regulations

Head Coach: Rick Ray, Fourth Year (Grand View College, 1994)

Associate Head Coach: Adam Gordon, Fourth Year (Tampa, 2006)

Assistant Coach: Nick Lagroone, Fourth Year (Southern Wesleyan, 2011)

Assistant Coach: Keith Pickens, First Year (Missouri State, 2013)

Director of Operations: Al Myers, First Year (Wichita State, 1992)

Graduate Assistant: Kevin Kozan, First Year (Henderson State, 2016)

Pronunciations

Khalil Cuffee kah-leel
 Oscar Kao kay-oh
 Mark Laros lair-ohs
 Nygal Russell nye-juhl

Breakdown by Class

Seniors 4
 Juniors 2
 Sophomores 3
 Freshmen 6



2018-19 OHIO VALLEY CONFERENCE STANDINGS

	OVC						Overall					
	Record	Pct.	Home	Away	Streak		Record	Pct.	Home	Away	Neutral	Streak
Austin Peay	0-0	.000	0-0	0-0	-		0-0	.000	0-0	0-0	0-0	-
Belmont	0-0	.000	0-0	0-0	-		0-0	.000	0-0	0-0	0-0	-
Eastern Illinois	0-0	.000	0-0	0-0	-		0-0	.000	0-0	0-0	0-0	-
Eastern Kentucky	0-0	.000	0-0	0-0	-		0-0	.000	0-0	0-0	0-0	-
Jacksonville State	0-0	.000	0-0	0-0	-		0-0	.000	0-0	0-0	0-0	-
Morehead State	0-0	.000	0-0	0-0	-		0-0	.000	0-0	0-0	0-0	-
Murray State	0-0	.000	0-0	0-0	-		0-0	.000	0-0	0-0	0-0	-
SIUE	0-0	.000	0-0	0-0	-		0-0	.000	0-0	0-0	0-0	-
Southeast Missouri	0-0	.000	0-0	0-0	-		0-0	.000	0-0	0-0	0-0	-
Tennessee State	0-0	.000	0-0	0-0	-		0-0	.000	0-0	0-0	0-0	-
Tennessee Tech	0-0	.000	0-0	0-0	-		0-0	.000	0-0	0-0	0-0	-
UT Martin	0-0	.000	0-0	0-0	-		0-0	.000	0-0	0-0	0-0	-



YOUR REDHAWKS

2018-19 BASKETBALL NOTES / SAINT LOUIS GAME

after joining Southeast Missouri from Embry-Riddle. He led the Eagles with 18.8 points and 8.2 rebounds per game during his last season of competition in 2016-17. Tolbert comes to SEMO from Combine Academy in Charlotte, North Carolina. He was Combine Academy's top scorer and rebounder with 15.8 points and 8.4 rebounds per game in 38 starts.

Season 112

The 2018-19 campaign marks the 112th season of Southeast Missouri basketball. It is also SEMO's 28th season at the NCAA Division I level. The Redhawks are 326-460 overall and 183-269 in the Ohio Valley Conference as a NCAA Division I program. SEMO also has 15 OVC Tournament appearances, one OVC regular-season championship (2000), one OVC Tournament title (2000) and one NCAA Tournament berth (2000) in its Division I era.

OVC Top Five

The Redhawks ranked among the top five Ohio Valley Conference leaders in six categories last season. Southeast Missouri led the OVC in 3-point field goal percentage (.392), was second in 3-point field goals made (9.3), third in both scoring offense (76 ppg) and field goal percentage (.460), fourth in assist/turnover ratio (1.1) and fifth in assists (13.6 per game). In league games only, the Redhawks rated second in 3-point field goals made (10 per game) and third in scoring offense (76.8 ppg).

3-Point Record Again

Southeast Missouri drained a single-season school record 289 three-pointers in 2017-18, averaging 9.3 per game. SEMO made 10 or more 3-pointers in 15 contests. The Redhawks buried a season-best 16 three-pointers at Eastern Kentucky (Feb. 26). SEMO's 289 threes surpassed its previous record of 263 the year before. The Redhawks topped the OVC with a .392 three-point field goal percentage.

Big Freshman Year

Guard Ledarrius Brewer is looking to build on his big rookie season. Brewer is Southeast Missouri's top returning scorer, who averaged 14.5 points in 31 contests and 27 starts as a freshman. He ranked second on the team in scoring and led the Redhawks with 71 three-pointers made. Brewer ranked first on the team in blocks (16), third in steals (29) and second in assists (57). He rated 14th in the Ohio Valley Conference in scoring, 15th in free throw percentage (.740), sixth in 3-point field goals made (2.3 per game) and 21st in minutes played (29.4 mpg). Brewer scored double figures in 24 of his 27 starts.

Running Point

Senior Jonathan Dalton is back as Southeast Missouri's starting point guard. Dalton, who hails from New Orleans, Louisiana, started 30 games and led the Redhawks in assists (168) and steals (38) last season. He also surpassed 200 assists in his career (209). Dalton is one

2017-18 STATS COMPARISON

SEMO	SLU
14-17Record	17-16
8-10Conference Record	9-9
76.0Points Per Game	65.8
77.8Opp. Points Per Game	65.4
-1.9Scoring Margin	+0.4
.460Field Goal Percentage422
.477Opp. Field Goal Percentage428
.3923-Point Field Goal Percentage323
.374Opp. 3-Point Field Goal Percentage350
.729Free Throw Percentage652
.712Opp. Free Throw Percentage727
32.4Rebounds Per Game	36.0
34.4Opp. Rebounds Per Game	31.9
-2.0Rebounding Margin	+4.1
13.6Assists Per Game	11.9
12.5Turnovers Per Game	12.7
-0.2Turnover Margin	-0.7
1.7Blocks Per Game	4.4
5.7Steals Per Game	6.0

THIS WEEK'S SCHEDULE/RESULTS

Tuesday, November 6

Kentucky Christian at Morehead State, 6:05 p.m., CT
 Pacific at SIUE, 7 p.m., CT
 Tennessee Tech at Memphis, 7 p.m., CT
 Oakland City at Austin Peay, 7 p.m., CT
 Eastern Illinois at Texas, 7 p.m., CT
Southeast Missouri at Saint Louis, 7 p.m., CT
 Cumberland (Tenn.) at UT Martin, 7:30 p.m., CT

Wednesday, November 7

Marshall at Eastern Kentucky, 6 p.m., CT

Thursday, November 8

Morehead State at UConn, 6 p.m., CT

Friday, November 9

Jacksonville State at Samford, 6:30 p.m., CT
 Austin Peay at Mississippi State, 6:30 p.m., CT

Saturday, November 10

Eastern Illinois at IUPUI, Noon, CT
Southeast Missouri at Bradley, 1 p.m., CT
 Tennessee State at Lipscomb, 3 p.m., CT
 Morehead State at Syracuse, 6 p.m., CT
 Eastern Kentucky at Chattanooga, 6 p.m., CT
 UT Martin at Western Kentucky, 6 p.m., CT
 Presbyterian at Tennessee Tech, 6 p.m., CT
 Winthrop at SIUE, 7 p.m., CT
 Illinois State at Belmont, 7 p.m., CT
 Wright State at Murray State, 7 p.m., CT

SOUTHEAST MISSOURI PROBABLE STARTERS




3

Skyler Hogan
 G / 6-5 / 213 / Jr.
 Melbourne, Fla.



5

Jonathan Dalton
 G / 5-10 / 155 / Sr.
 New Orleans, La.



13

Isaiah Gable
 F / 6-7 / 195 / So.
 Greenville, Ohio



23

Sage Tolbert
 F / 6-8 / 200 / Fr.
 Richmond, Texas



25

Ledarrius Brewer
 G / 6-5 / 200 / So.
 Meridian, Miss.

YOUR REDHAWKS

2018-19 BASKETBALL NOTES / SAINT LOUIS GAME

HONORS & AWARDS

Preseason All-OVC

Ledarrus Brewer, So., G

2018-19 OVC PRESEASON POLL

Team (First-Place Votes)

Belmont (8).....	227
Murray State (9).....	221
Jacksonville State (7).....	211
Austin Peay.....	188
Tennessee Tech.....	135
Eastern Kentucky.....	118
Eastern Illinois.....	116
Tennessee State.....	101
Southeast Missouri.....	82
Morehead State.....	78
UT Martin.....	77
SIU Edwardsville.....	30

2018-19 PRESEASON ALL-OVC TEAM

Name, Position, School

Shaq Buchanan, G, Murray State

Ledearrus Brewer, G, Southeast Missouri

Jason Burnell, F, Jacksonville State

Christian Cunningham, F, Jacksonville State

Lamontray Harris, F, Morehead State

Fatodd Lewis, F, UT Martin

Terrell Lewis, G, Eastern Illinois

Nick Mayo, F, Eastern Kentucky

Kevin McClain, G, Belmont

Ja Morant, G, Murray State

Terry Taylor, G/F, Austin Peay

Dylan Windler, G/F, Belmont

Preseason Player of the Year

Dylan Windler, G/F, Belmont

of four players on this year's roster who are capable of playing the point guard spot. Fellow returnee Donnie Lewis and newcomers Oscar Kao and Alex Caldwell are the others. It's the first time under head coach Rick Ray where there have been this many players available to play point guard.

80 or More

Southeast Missouri scored 80 or more points a total of 13 times in 2017-18. The Redhawks 24-point victory (83-59) over Hannibal-LaGrange (Nov. 28) was their largest of the year. That was SEMO's biggest margin of victory in a non-conference game since the Redhawks beat Central Arkansas, 87-63, on Dec. 1, 2016. SEMO scored a season-high 95 points at Louisiana Tech (Nov. 13), its most in a game under head coach Rick Ray.

Season Sweeps

The Redhawks recorded three sweeps of Ohio Valley Conference opponents in 2017-18. Southeast Missouri swept SIU Edwardsville, Morehead State and Eastern Illinois. The Redhawks now have a total of five season sweeps of league opponents under head coach Rick Ray.

About Saint Louis

Saint Louis was picked No. 1 in this year's Atlantic 10 Preseason Poll. SLU claimed 15 of the 26 first-place votes to finish ahead of Saint Joseph's, Davidson and George Mason. Additionally, the Billikens placed a league-high three players on the A-10's preseason All-Conference teams. Senior guard Javon Bess and sophomore Jordan Goodwin earned second-team honors, while forward Hasahn French secured third-team accolades. This year marks the first that SLU has been picked to win the A-10 in the league's preseason poll.

Up Next

Southeast Missouri travels to Missouri Valley Conference member Bradley on Nov. 10.

Happy Birthday

A total of five players will celebrate their birthdays during the 2018-19 basketball season. Alex Caldwell (Nov. 18), Mark Laros (Dec. 10), Nygal Russell (Feb. 2), Gabe McGlothran (Mar. 3) and Donnie Lewis (Mar. 7) form that group. Here is the Redhawks entire

birthday ledger.

Ledarrus Brewer.....	Sept. 24, 1998
Alex Caldwell.....	Nov. 18, 1999
Khalil Cuffee.....	July 26, 1998
Jonathan Dalton.....	Mar. 26, 1997
Isaiah Gable.....	July 27, 1998
Skyler Hogan.....	June 25, 1997
Oscar Kao.....	Sept. 22, 1998
Jack Lake.....	Mar. 14, 1996
Mark Laros.....	Dec. 10, 1996
Donnie Lewis.....	Mar. 7, 1996
Jordan Love.....	June 21, 2000
Gabe McGlothran.....	Mar. 3, 1999
Nygal Russell.....	Feb. 2, 1999
Sage Tolbert.....	July 16, 1999
Quatarrius Wilson.....	June 26, 1996

OVC Preseason Poll

Southeast Missouri was picked ninth in the 2018-19 Ohio Valley Conference Preseason Poll. The Redhawks collected 82 points in the overall voting by OVC Head Coaches and Sports Information Directors. Belmont (227 pts., 8 first-place votes) was tabbed the preseason-favorite followed by Murray State (221 pts., 9 first-place votes), Jacksonville State (211 pts., 7 first-place votes), Austin Peay (188 pts.), Tennessee Tech (135 pts.), Eastern Kentucky (118 pts.), Eastern Illinois (116 pts.), Tennessee State (101 pts.), SEMO, Morehead State (78 pts.), UT Martin (77 pts.) and SIU Edwardsville (30 pts.). Belmont guard/forward Dylan Windler was voted Preseason OVC Player of the Year.

2018-19 Schedule

The Redhawks have 31 regular-season games, including 14 at the Show Me Center this season. SEMO plays away from home in five of its first six contests with its opener two hours north on Interstate 55 at Saint Louis (Nov. 6). The Redhawks also visit Bradley (Nov. 10) during opening week. SLU, picked as the Atlantic 10-favorite in several early preseason predictions, went 17-16 overall a year ago. This season will be the 15th meeting between the teams. The Redhawks host NCAA Division II Quincy University (Nov. 12) in its home-opener. After that, SEMO will face Jacksonville (Nov. 16), Chattanooga (Nov. 17) and South Alabama (Nov. 19) at the South Alabama Tournament in Mobile prior to Thanksgiving. Home games with Missouri S&T (Nov. 27), Western Illinois (Dec. 1), regional-rival Southern Illinois (Dec. 8)

YOUR REDHAWKS

2018-19 BASKETBALL NOTES / SAINT LOUIS GAME

and Abilene Christian (Dec. 21), and road tilts at Mississippi Valley State (Dec. 4), The Citadel (Dec. 15) and Atlantic Coast Conference member Florida State (Dec. 17) make up the remainder of the non-conference slate. SEMO squares off against SIU for the 116th time in the all-time series which dates back to 1914. The Redhawks square off against Florida State for just the second time. FSU reached the Elite Eight of the 2018 NCAA Men's Basketball Tournament and compiled an overall record of 23-12 along the way. SEMO's 18-game OVC schedule affords the Redhawks home games in three of their first four contests. The Redhawks begin league play at SIU Edwardsville (Jan. 3) before hosting a three-game home stand that includes UT Martin (Jan. 5), Austin Peay (Jan. 10) and Murray State (Jan. 12). SEMO faces UTM, APSU, Murray State, SIUE, Eastern Illinois, Tennessee State and Belmont twice in conference action this year. Belmont visits Cape Girardeau for the regular-season finale on Mar. 2. Road games at Morehead State (Jan. 17) and Eastern Kentucky (Jan. 19), and home matchups with Tennessee Tech (Feb. 7) and Jacksonville State (Feb. 9) complete the Redhawks OVC schedule.

OVC Tournament

The Ohio Valley Conference Men's and Women's Basketball Championships will be held Mar. 6-9 at the Ford Center in Evansville, Indiana. This marks the second-straight year the event will be held at the venue. The Ford Center, which opened in 2011, is a 11,000-seat arena located in the core of Evansville's downtown district. The 290,000-square foot facility serves as home of the Evansville Thunderbolts of the Southern Professional Hockey League. The Ford Center serves as host to numerous sporting events and concerts on an annual basis. Last year No. 1 Murray State topped No. 2 Belmont on the men's side to capture its 16th OVC Tournament crown and first since 2012.

Redhawks in the Professional Ranks

Guard Antonius Cleveland (2013-17) is with the NBA G-League's Santa Cruz Warriors. On Oct. 13, 2018, the Chicago Bulls waived Cleveland who re-joined the Golden State Warriors' G-League affiliate. Cleveland played NBA games with the Dallas Mavericks and Atlanta Hawks before returning to the NBA G-League.

Forward Tyler Stone (2011-14) is in his fifth professional season overseas. Stone recently signed with BC Enisey in Krasnoyarsk, Russia.

Southeast Missouri Partners with Under Armour

Southeast Missouri and Under Armour, Inc. (NYSE: UA, UAA) announced a new partnership agreement through BSN SPORTS. The Baltimore-based global leader in performance footwear, apparel and equipment became the official outfitter of Southeast Missouri Athletics July 1, 2018. As part of the multi-year agreement, Under Armour will provide on-field and training gear for 15 sports. Additionally, Under Armour will outfit members of the athletic department including coaches and staff. The new official outfitter agreement includes marketing entitlement that will complement Under Armour's brand marketing campaigns through print and venue presence at the University. SEMO's athletic programs include football, men's basketball, women's basketball, baseball, men's cross country, women's cross country, softball, women's tennis, volleyball, women's soccer, men's outdoor track & field, men's indoor track & field, women's outdoor track & field, women's indoor track & field and women's gymnastics. The Redhawks compete at the NCAA Division I level and are part of the NCAA Football Championship Subdivision (formerly I-AA) in football. SEMO first became a member of the Ohio Valley Conference when it moved to NCAA Division I in 1991-92. The Redhawks have won 53 OVC regular-season championships and 18 OVC tournament titles during their first 26 years in the league. SEMO also won seven Women's All-Sports trophies in that span. SEMO joins the growing Under Armour roster of NCAA partners that includes the University of California, Los Angeles, University of California, Berkeley, University of Wisconsin, University of Notre Dame, Naval Academy Athletic Association, University of Maryland, Texas Tech University, Northwestern University, University of Cincinnati, Boston College, University of Utah, University of South Carolina and Auburn University.

SHOW ME CENTER INFORMATION

Photographers

Photographers working the floor level at the Show Me Center are required to shoot from behind the dash lines along the baselines and must sit on the floor in those areas. The Director of Strategic Communications may identify other positions off the court where photographers may work, provided the view is not blocked for fans. At no time may photographers work directly from behind the official scorer's table and team benches, and in front of any courtside signage. No tripods may be placed on or beside the court.

Postgame Procedure

All interview requests for Southeast student-athletes must be made to a member of the Southeast Missouri Strategic Communications staff prior to the end of each game. Student-athletes will be escorted to postgame press conferences in the front meeting rooms of the Show Me Center. Media representatives are not allowed in the dressing room area. Redhawks head coach Rick Ray will address the media during press conferences after every game and the opposing head coach will be invited upon request. Ray will join press conferences immediately after his postgame radio obligation with the Redhawks Radio Network.

Credentials

Credentials are required for entrance to the Show Me Center. To request season or single game credentials, please contact Southeast Missouri Assistant Director of Athletics for Strategic Communications Jeff Honza by phone (573) 651-2933 or email jhonza@semo.edu / redhawk1@me.com. Credentials can be picked up at the NCAA pass gate located inside the main entrance of the Show Me Center.

Press Row

Media will be issued assigned seats course side on the north side of the Show Me Center. Press row is reserved for working media only. Professional decorum is expected at all times. Cheering or outward expression is strictly prohibited.

Gameday Information

Game notes, rosters, statistics and other information is available on press row and in the media workroom at the Show Me Center on gamedays. Weekly releases will be published online at GoSoutheast.com.

Phone Lines

One phone line will be provided to the visiting team's official radio station courtesy of the Redhawks Radio Network. If additional phone lines are needed, they must be secured by calling (573) 651-2275 at least one week in advance.

Wireless Internet

The Show Me Center is equipped with wireless internet. Please see a member of the Southeast Missouri Strategic Communications staff for login information.

YOUR REDHAWKS

2018-19 BASKETBALL NOTES



► Head Coach
► Fourth Year
► Grand View College, 1994



RICK RAY

RICK RAY BEGINS HIS FOURTH SEASON AT SOUTHEAST MISSOURI IN 2018-19.

Rick Ray has the Southeast Missouri men's basketball program moving in the right direction as the Redhawks continue to show significant

improvement under his leadership.

SEMO finished its 2017-18 season with an overall record of 14-17 and 8-10 mark in the Ohio Valley Conference. The Redhawks finished seventh in the league standings, three spots ahead of where they were picked in the preseason poll.

The Redhawks drained a single-season school record 289 three-pointers in Ray's third year as head coach last season. SEMO made 10 or more 3-pointers in 15 contests and led the

OVC with a .392 three-point field goal percentage.

Guards Denzel Mahoney and Ledarius Brewer represented SEMO on the 2017-18 All-Ohio Valley Conference teams. Mahoney earned first-team honors, while Brewer secured All-Newcomer accolades. Brewer, who ranked second on the team in scoring as a freshman, returns to the perimeter this upcoming season.

A year before that, Ray led SEMO to a +10 increase in the win column as the Redhawks were the 22nd Most Improved Team in NCAA Division I Basketball. SEMO finished at 15-18 overall and second in the Ohio Valley Conference West Division with a 9-7 mark after going 5-24 and placing last in the OVC in 2015-16.

SEMO made its 15th all-time OVC Tournament appearance with Ray winning the first game he coached at the event when the Redhawks erased a 14-point deficit to beat Tennessee State in overtime.

Statistically, SEMO made huge strides from the previous season. The Redhawks ranked among the top-five in the OVC in several categories, including steals (1st, 7.7), assist/turnover ratio (5th, 1.1) and 3-point field goals made (5th, 8.0). SEMO made its biggest jump from the 2015-16 season in turnover margin (8th to 1st), 3-point field goal percentage (last to 2nd) and free throw percentage (last to 2nd). Nationally, the Redhawks went from 331st to 49th in free throw percentage and 336th to 59th in total 3-point field goals made, while improving in many

other areas during the 2016-17 campaign.

Additionally, Ray coached a pair of All-OVC selections in guards Antonius Cleveland and Denzel Mahoney. Cleveland, who earned first-team honors, became the first SEMO player to make the national College Slam Dunk Championship and initially agreed to a deal with the Golden State Warriors. He played with both the Dallas Mavericks and Atlanta Hawks before joining the Chicago Bulls on July 23, 2018.

Mahoney was the league's Freshman of the Year, a second-team pick, All-Newcomer selection and OVC All-Tournament Team honoree. It was the first time the Redhawks had multiple All-OVC selections since 2013-14 (Tyler Stone, Jarekious Bradley).

Following the 2016-17 campaign, Ray received a two-year contract extension that runs through the 2020-21 season.

Ray was introduced as the 20th head coach in SEMO men's basketball history on April 13, 2015. He is the first African-American head coach in the 111-year history of the program.

A tireless worker, Ray is structuring his program to achieve success both on the court and in the classroom.

In his first summer on the job, Ray challenged his players to excel academically and they did so by accumulating a 3.38 grade point average, the program's highest in a summer term.

Twelve of the 15 players enrolled in summer classes posted a 3.0 or higher GPA. To



YOUR REDHAWKS

2018-19 BASKETBALL NOTES

take it even further, Ray convinced other players to remain on campus and finish what they started. As a result, seven players graduated. Nino Johnson, Jarekious Bradley, Darrian Gray and J.J. Thompson, along with former players Corey Wilford, Waylon Jones and Dainmon Gonner all earned their bachelor degrees.

The next summer, the Redhawks recorded a 3.33 GPA with six players achieving a 4.0 and 11 notching a 3.0 or higher GPA.

In Fall, 2017, SEMO's men's basketball team made the biggest improvement of all Redhawk athletic teams from the previous Fall, 2016 semester when it raised its grade point average .613 points to a 3.08. That fall, the basketball team was the only men's sport that registered a 3.0 GPA.

Ray's 2015-16 team was the first to play in a newly-renovated Show Me Center, which has served as home to Redhawk Basketball since 1987.

One of the best basketball arenas in the OVC, the Show Me Center received a new state-of-the-art center-hung video board, brand new telescopic seating, a new exterior roof and additional improvements to lighting and sound systems. All renovations were completed for the 2015-16 campaign.

Prior to SEMO, Ray spent three seasons as head coach at Mississippi State. He led the Bulldogs to a 2-2 mark in the SEC Tournament, including an upset win against Vanderbilt in 2013-14. Ray helped the development of two All-SEC

freshmen in Craig Sword and Gavin Ware, as his recruiting classes received national attention. In addition, Ray had a 100 percent graduation rate during his tenure at MSU.

Certainly no stranger to NCAA postseason play, Ray has been an assistant at three different institutions that enjoyed success at the highest level.

Before arriving in Starkville, Mississippi, Ray spent two seasons at Clemson, where he was associate head coach to Brad Brownell. Ray also spent four successful years on the staff of Matt Painter at Purdue. He began his Division I coaching career at Indiana State, serving seven seasons.

All three programs participated in the NCAA Tournament. While at Clemson coaching in the highly-competitive Atlantic Coast Conference, the Tigers won 38 games during Ray's two-year stint as associate head coach. In 2010-11, the Tigers finished the year with a 22-12 overall record and 9-7 mark in the ACC en route to making the NCAA Tournament for the fourth-straight season. Clemson advanced to the second round of the tournament that year.

Ray was an assistant coach from 2006-10 under Painter at Purdue, where the Boilermakers won 103 games during his first four years on staff, including 15 victories over Top 25 competition. During his tenure, Purdue advanced to the NCAA Tournament each season and made the Sweet 16 his last two years there.

In 2009, the Boilermakers won the Big Ten Tournament and secured a No. 5 seed in the NCAA Tournament. A year later, Ray helped the Boilermakers to 29 wins, tied for the most in Purdue history for a single season. Purdue earned a No. 4 seed and lost in the round of 16 to eventual NCAA champion Duke during the 2010 NCAA Tournament.

Ray was part of the 2006-07 Purdue staff that signed arguably the top class in school history, a group that was rated No. 5 nationally by Scout.com and No. 6 by Rivals.com. That class included All-Americans Robbie Hummel and JaJuan Johnson and current NBA player E'Twaun Moore.

While at Purdue, Ray was on Painter's staff that also included Cuonzo Martin, who recently completed his second season at Cal, and Paul Lusk, who is head coach at Missouri State.

Ray coached at Missouri Valley Conference member Indiana State for a period of seven years (1997-2004), helping ISU to consecutive 20-win seasons and NCAA Tournament appearances in 1999-2000 and 2000-01. In 1999-2000, the Sycamores compiled a 14-4 record in the MVC and won the regular season title. ISU then won the MVC Tournament the following season. The Sycamores later upset No. 4 seed Oklahoma in the first round of the 2001 NCAA Tournament. In addition, Ray was part of the ISU staff that defeated perennial power Indiana in back-to-back seasons.

Following his time at ISU, Ray spent two seasons (2004-06) as an assistant coach and recruiting coordinator at Northern Illinois. In 2005-06, the Huskies were regular season Western Division champions in the Mid-American Conference for the first time in school history with a 17-11 overall record and 12-6 ledger in the MAC.

Ray began his coaching career as a graduate assistant at the University of Nebraska-Omaha, a Division II program. He helped orchestrate a seven-win turnaround during his second season in 1996-97.

A standout player for Grand View College (Iowa), Ray was an All-American Scholar-Athlete and honorable mention all-conference performer in 1993.

He earned his undergraduate degree in applied mathematics and secondary education from Grand View in 1994. Ray received his master's degree in athletic administration from Nebraska-Omaha in 1997.

Those type of heralded credentials helped Ray make the transition to head coach.

In 2013, he was the recipient of Grand View's Distinguished Alumni Award.

Born in Gardena, California, Ray moved to Kansas City, Kansas with his family when he was six years old.

Ray and his wife, Breyana, have two sons, Deacon and Mason, and a daughter, Katriece.

YOUR REDHAWKS

2018-19 BASKETBALL NOTES

RAY YEAR-BY-YEAR RECORDS

Year	School	Assignment	Record	Conference	Postseason
1995-96	Nebraska-Omaha	Graduate Assistant	-	-	-
1996-97	Nebraska-Omaha	Graduate Assistant	-	-	-
1997-98	Indiana State	Assistant Coach	16-11	10-8	-
1998-99	Indiana State	Assistant Coach	15-12	10-8	-
1999-2000	Indiana State	Assistant Coach	22-10	14-4	NCAA Tournament First Round
2000-01	Indiana State	Assistant Coach	22-12	10-8	NCAA Tournament Second Round
2001-02	Indiana State	Assistant Coach	6-22	4-14	-
2002-03	Indiana State	Assistant Coach	7-24	2-16	-
2003-04	Indiana State	Assistant Coach	9-19	5-13	-
2004-05	Northern Illinois	Assistant Coach	11-17	7-11	-
2005-06	Northern Illinois	Assistant Coach	17-11	12-6	-
2006-07	Purdue	Assistant Coach	22-12	9-7	NCAA Tournament Second Round
2007-08	Purdue	Assistant Coach	25-9	15-3	NCAA Tournament Second Round
2008-09	Purdue	Assistant Coach	27-10	11-7	NCAA Tournament Sweet 16
2009-10	Purdue	Assistant Coach	29-6	14-4	NCAA Tournament Sweet 16
2010-11	Clemson	Associate Head Coach	22-12	9-7	NCAA Tournament Second Round
2011-12	Clemson	Associate Head Coach	16-15	8-8	-
2012-13	Mississippi State	Head Coach	10-22	4-14	-
2013-14	Mississippi State	Head Coach	14-19	3-15	-
2014-15	Mississippi State	Head Coach	13-19	6-12	-
2015-16	Southeast Missouri	Head Coach	5-24	2-14	-
2016-17	Southeast Missouri	Head Coach	15-18	9-7	OVC Tournament Quarterfinals
2017-18	Southeast Missouri	Head Coach	14-17	8-10	-
2018-19	Southeast Missouri	Head Coach			

Career Record: 71-119 (6 years)


Record at Southeast Missouri: 34-59, 19-31 OVC (3 years)

Record at Mississippi State: 37-60, 13-41 SEC (3 years)

Record as a college assistant/associate head coach: 266-202

YOUR REDHAWKS


2018-19 BASKETBALL NOTES



0 ALEX CALDWELL
G / 6-0 / 170 / Fr.
Columbia, S.C.




1 KHALIL CUFFEE
G / 6-4 / 210 / R-Fr.
Fairburn, Ga.




2 JORDAN LOVE
G / 6-5 / 165 / Fr.
Durham, N.C.




3 SKYLER HOGAN
G / 6-5 / 213 / Jr.
Melbourne, Fla.




4 OSCAR KAO
G / 6-0 / 175 / So.
Taipei, Taiwan




5 JONATHAN DALTON
G / 5-10 / 155 / Sr.
New Orleans, La.




11 NYGAL RUSSELL
G / 6-4 / 195 / R-Fr.
Houston, Texas




13 ISAIAH GABLE
F / 6-7 / 195 / So.
Greenville, Ohio



14 QUATARRUS WILSON
F / 6-8 / 200 / Sr.
Mobile, Ala.




15 DONNIE LEWIS
G / 6-1 / 170 / Sr.
Lexington, Ky.




22 JACK LAKE
C / 6-8 / 215 / Sr.
Jackson, Mo.




23 SAGE TOLBERT
F / 6-8 / 200 / Fr.
Richmond, Texas



25 LEDARRUS BREWER
G / 6-5 / 200 / So.
Meridian, Miss.



30 GABE MCGLOTHLIN
F / 6-7 / 225 / Fr.
Gilbert, Ariz.




42 MARK LAROS
C / 6-10 / 223 / Sr.
Hengelo, Netherlands



RICK RAY
Head Coach
Fourth Season



ADAM GORDON
Associate Head Coach
Fourth Season




NICK LAGROONE
Assistant Coach
Fourth Season



KEITH PICKENS
Assistant Coach
First Season



KEVIN KOZAN
Graduate Assistant
First Season



AL MYERS
Director of Operations
First Season



YOUR REDHAWKS

2018-19 BASKETBALL NOTES



2017-18 Southeast Missouri Basketball Southeast Missouri Combined Team Statistics (as of Feb 24, 2018) All games



RECORD:	OVERALL	HOME	AWAY	NEUTRAL
ALL GAMES	14-17	7-7	6-9	1-1
CONFERENCE	8-10	4-5	4-5	0-0
NON-CONFERENCE	6-7	3-2	2-4	1-1

#	Player	gp-gs	min	avg	Total		3-Point		F-Throw		Rebounds				pf	dq	a	to	blk	stl	pts	avg
					fg-fga	fg%	3fg-fga	3fg%	ft-fa	ft%	off	def	tot	avg								
34	MAHONEY, Denzel	31-31	970	31.3	176-380	.463	64-155	.413	182-218	.835	45	113	158	5.1	91	2	39	51	5	28	598	19.3
25	BREWER, Ledarius	31-27	912	29.4	152-362	.420	71-196	.362	74-100	.740	14	104	118	3.8	66	3	40	57	16	29	449	14.5
23	SIMMONS, Daniel	31-15	776	25.0	131-284	.461	47-104	.452	71-105	.676	14	101	115	3.7	68	2	61	57	3	32	380	12.3
20	CARPENTER, Justin	30-23	641	21.4	99-189	.524	6-22	.273	51-76	.671	58	83	141	4.7	80	0	21	35	13	13	255	8.5
04	VRANES, Milos	30-15	566	18.9	64-142	.451	33-85	.388	16-30	.533	29	91	120	4.0	62	1	18	43	6	12	177	5.9
01	DUFFUS, Dondre	3-0	43	14.3	5-10	.500	2-3	.667	5-6	.833	0	5	5	1.7	9	0	3	6	0	3	17	5.7
05	DALTON, Jonathan	31-30	998	32.2	51-107	.477	19-50	.380	42-62	.677	19	50	69	2.2	61	1	168	62	0	38	163	5.3
03	KOWALSKI, Ray	26-5	437	16.8	43-112	.384	30-74	.405	12-12	1.000	4	27	31	1.2	24	0	17	21	0	6	128	4.9
13	GABLE, Isaiah	15-0	187	12.5	22-55	.400	13-36	.361	7-11	.636	5	23	28	1.9	19	0	6	7	0	0	64	4.3
42	LAROS, Mark	27-7	405	15.0	48-76	.632	0-4	.000	7-15	.467	40	54	94	3.5	36	0	9	28	11	8	103	3.8
15	LEWIS, Donnie	31-2	315	10.2	5-12	.417	4-9	.444	7-15	.467	7	17	24	0.8	37	0	41	14	0	9	21	0.7
Team											38	64	102		2		7					
Total.....		31	6250		796-1729	.460	289-738	.392	474-650	.729	273	732	1005	32.4	555	9	423	388	54	178	2355	76.0
Opponents.....		31	6250		857-1795	.477	260-695	.374	439-617	.712	304	763	1067	34.4	568	-	431	383	121	153	2413	77.8

TEAM STATISTICS	SEMO	OPP
SCORING	2355	2413
Points per game	76.0	77.8
Scoring margin	-1.9	-
FIELD GOALS-ATT	796-1729	857-1795
Field goal pct	.460	.477
3 POINT FG-ATT	289-738	260-695
3-point FG pct	.392	.374
3-pt FG made per game	9.3	8.4
FREE THROWS-ATT	474-650	439-617
Free throw pct	.729	.712
F-Throws made per game	15.3	14.2
REBOUNDS	1005	1067
Rebounds per game	32.4	34.4
Rebounding margin	-2.0	-
ASSISTS	423	431
Assists per game	13.6	13.9
TURNOVERS	388	383
Turnovers per game	12.5	12.4
Turnover margin	-0.2	-
Assist/turnover ratio	1.1	1.1
STEALS	178	153
Steals per game	5.7	4.9
BLOCKS	54	121
Blocks per game	1.7	3.9
ATTENDANCE	17526	45128
Home games-Avg/Game	14-1252	15-3009
Neutral site-Avg/Game	-	2-0

Score by Periods	1st	2nd	OT	Totals
Southeast Missouri	1085	1247	23	2355
Opponents	1133	1260	20	2413

Date	Opponent	Score	Att.
11-10-17	MISSOURI BAPTIST	W 81-69	1239
\$ 11-13-17	at Louisiana Tech	Lot 95-96	2456
\$ 11-16-17	at Evansville	L 50-66	3151
\$ 11-21-17	vs CSUN	W 74-59	0
\$ 11-22-17	vs MONTANA STATE	L 82-88	0
11-26-17	N.C. CENTRAL	L 70-77	645
11-28-17	HANNIBAL-LAGRANGE	W 83-59	815
12-02-17	at N.C. Central	W 86-77	873
12-06-17	UMKC	W 91-87	1586
12-09-17	at Southern Illinois	W 75-69	4493
12-16-17	at Kansas State	L 71-89	7389
12-20-17	BRADLEY	L 67-75	702
12-22-17	at Saint Louis	L 48-78	8021
* 12-28-17	BELMONT	L 72-94	1310
* 12-31-17	TENNESSEE STATE	W 77-65	615
* 01-04-18	at Murray St.	L 73-89	2728
* 01-06-18	at Austin Peay	L 71-76	1825
* 01-11-18	MOREHEAD STATE	W 78-75	915
* 01-13-18	EASTERN KENTUCKY	L 86-91	1206
* 01-18-18	at SIUE	W 86-74	1147
* 01-20-18	at Eastern Illinois	W 86-74	1369
* 01-25-18	at Tennessee Tech	L 65-76	1936
* 01-27-18	at Jacksonville State	L 60-78	2688
* 02-01-18	MURRAY STATE	L 75-87	2035
* 02-03-18	AUSTIN PEAY	L 81-96	2234
* 02-08-18	at Morehead State	W 78-62	3315
* 02-10-18	at UT Martin	Wot 81-77	1897
* 02-15-18	EASTERN ILLINOIS	W 80-73	825
* 02-17-18	SIUE	W 79-74	1697
* 02-22-18	at Eastern Kentucky	L 88-91	1840
* 02-24-18	UT MARTIN	L 66-72	1702

* = Conference game
\$ = Cancun Challenge

YOUR REDHAWKS

2018-19 BASKETBALL NOTES



2017-18 Southeast Missouri Basketball Southeast Missouri Combined Team Statistics (as of Feb 24, 2018) Conference games only



RECORD:	OVERALL	HOME	AWAY	NEUTRAL
ALL GAMES	8-10	4-5	4-5	0-0
CONFERENCE	8-10	4-5	4-5	0-0
NON-CONFERENCE	0-0	0-0	0-0	0-0

#	Player	gp-gs	min	avg	Total		3-Point		F-Throw		Rebounds				pf	dq	a	to	blk	stl	pts	avg
					fg-fga	fg%	3fg-fga	3fg%	ft-fa	ft%	off	def	tot	avg								
34	MAHONEY, Denzel	18-18	584	32.4	101-230	.439	44-110	.400	110-129	.853	33	70	103	5.7	56	2	25	31	2	21	356	19.8
25	BREWER, Ledarius	18-18	570	31.7	98-224	.438	47-132	.356	56-75	.747	8	66	74	4.1	34	1	19	36	11	16	299	16.6
23	SIMMONS, Daniel	18-9	469	26.1	81-165	.491	28-61	.459	41-63	.651	7	68	75	4.2	46	1	29	41	2	20	231	12.8
20	CARPENTER, Justin	18-16	387	21.5	53-106	.500	3-10	.300	28-44	.636	33	40	73	4.1	52	0	9	21	5	6	137	7.6
05	DALTON, Jonathan	18-18	598	33.2	36-77	.468	15-38	.395	23-36	.639	10	31	41	2.3	37	1	101	38	0	22	110	6.1
04	VRANES, Milos	17-7	310	18.2	31-70	.443	20-48	.417	9-16	.563	14	41	55	3.2	35	1	9	25	2	7	91	5.4
13	GABLE, Isaiah	4-0	47	11.8	7-17	.412	2-9	.222	3-4	.750	5	6	11	2.8	5	0	2	1	0	0	19	4.8
03	KOWALSKI, Ray	14-0	207	14.8	20-43	.465	17-35	.486	4-4	1.000	1	11	12	0.9	11	0	7	11	0	3	61	4.4
42	LAROS, Mark	18-2	260	14.4	28-43	.651	0-4	.000	2-7	.286	21	36	57	3.2	25	0	7	18	5	4	58	3.2
15	LEWIS, Donnie	18-2	193	10.7	5-11	.455	4-8	.500	6-13	.462	3	14	17	0.9	20	0	31	12	0	5	20	1.1
Team											18	37	55		2			4				
Total.....		18	3625		460-986	.467	180-455	.396	282-391	.721	153	420	573	31.8	323	6	239	238	27	104	1382	76.8
Opponents.....		18	3625		506-1055	.480	155-419	.370	257-352	.730	182	439	621	34.5	335	-	244	229	63	97	1424	79.1

TEAM STATISTICS	SEMO	OPP
SCORING	1382	1424
Points per game	76.8	79.1
Scoring margin	-2.3	-
FIELD GOALS-ATT	460-986	506-1055
Field goal pct	.467	.480
3 POINT FG-ATT	180-455	155-419
3-point FG pct	.396	.370
3-pt FG made per game	10.0	8.6
FREE THROWS-ATT	282-391	257-352
Free throw pct	.721	.730
F-Throws made per game	15.7	14.3
REBOUNDS	573	621
Rebounds per game	31.8	34.5
Rebounding margin	-2.7	-
ASSISTS	239	244
Assists per game	13.3	13.6
TURNOVERS	238	229
Turnovers per game	13.2	12.7
Turnover margin	-0.5	-
Assist/turnover ratio	1.0	1.1
STEALS	104	97
Steals per game	5.8	5.4
BLOCKS	27	63
Blocks per game	1.5	3.5
ATTENDANCE	12539	18745
Home games-Avg/Game	9-1393	9-2083
Neutral site-Avg/Game	-	0-0

Date	Opponent	Score	Att.
* 12-28-17	BELMONT	L 72-94	1310
* 12-31-17	TENNESSEE STATE	w 77-65	615
* 01-04-18	at Murray St.	L 73-89	2728
* 01-06-18	at Austin Peay	L 71-76	1825
* 01-11-18	MOREHEAD STATE	w 78-75	915
* 01-13-18	EASTERN KENTUCKY	L 86-91	1206
* 01-18-18	at SIUE	w 86-74	1147
* 01-20-18	at Eastern Illinois	w 86-74	1369
* 01-25-18	at Tennessee Tech	L 65-76	1936
* 01-27-18	at Jacksonville State	L 60-78	2688
* 02-01-18	MURRAY STATE	L 75-87	2035
* 02-03-18	AUSTIN PEAY	L 81-96	2234
* 02-08-18	at Morehead State	w 78-62	3315
* 02-10-18	at UT Martin	Wot 81-77	1897
* 02-15-18	EASTERN ILLINOIS	w 80-73	825
* 02-17-18	SIUE	w 79-74	1697
* 02-22-18	at Eastern Kentucky	L 88-91	1840
* 02-24-18	UT MARTIN	L 66-72	1702

* = Conference game
\$ = Cancun Challenge

Score by Periods	1st	2nd	OT	Totals
Southeast Missouri	634	741	7	1382
Opponents	662	759	3	1424

YOUR REDHAWKS

2018-19 BASKETBALL NOTES

Comparison Game-by-Game (Southeast Missouri/Opponent)

Opponent	1st	2nd	Score	Mar	Total FG	FG Pct	3-Pointers	3FG Pct	Free Throws	FT Pct	Rebounds (Mar)	Assist	T/Over	Block	Steal	Fouls
Saint Louis																
Bradley																
Quincy																
Jacksonville																
UT Chattanooga																
South Alabama																
Missouri S&T																
Western Illinois																
Mississippi Valley State																
Southern Illinois																
The Citadel																
Florida State																
Abilene Christian																
SIU Edwardsville																
UT Martin																
Austin Peay																
Murray State																
Morehead State																
Eastern Kentucky																
SIU Edwardsville																
Eastern Illinois																
Belmont																
Tennessee State																
Tennessee Tech																
Jacksonville State																
UT Martin																
Eastern Illinois																
Austin Peay																
Murray State																
Tennessee State																
Belmont																

Points in the Paint, Second Chance Points, Points Off Turnovers, Fastbreak Points, Bench Points

Opponent	W/L	POINTS IN THE PAINT		2ND CHANCE POINTS		POINTS OFF TURNOVERS		FAST BREAK POINTS		BENCH POINTS	
		SEMO	OPP.	SEMO	OPP.	SEMO	OPP.	SEMO	OPP.	SEMO	OPP.
Saint Louis											
Bradley											
Quincy											
Jacksonville											
UT Chattanooga											
South Alabama											
Missouri S&T											
Western Illinois											
Mississippi Valley State											
Southern Illinois											
The Citadel											
Florida State											
Abilene Christian											
SIU Edwardsville											
UT Martin											
Austin Peay											
Murray State											
Morehead State											
Eastern Kentucky											
SIU Edwardsville											
Eastern Illinois											
Belmont											
Tennessee State											
Tennessee Tech											
Jacksonville State											
UT Martin											
Eastern Illinois											
Austin Peay											
Murray State											
Tennessee State											
Belmont											

YOUR REDHAWKS

2018-19 BASKETBALL NOTES

Game-by-Game Leaders

<u>Opponent</u>	<u>W/L</u>	<u>Score</u>	<u>Points</u>	<u>Rebounds</u>	<u>Assists</u>	<u>Blocks</u>	<u>Steals</u>
Saint Louis							
Bradley							
Quincy							
Jacksonville							
UT Chattanooga							
South Alabama							
Missouri S&T							
Western Illinois							
Mississippi Valley State							
Southern Illinois							
The Citadel							
Florida State							
Abilene Christian							
SIU Edwardsville							
UT Martin							
Austin Peay							
Murray State							
Morehead State							
Eastern Kentucky							
SIU Edwardsville							
Eastern Illinois							
Belmont							
Tennessee State							
Tennessee Tech							
Jacksonville State							
UT Martin							
Eastern Illinois							
Austin Peay							
Murray State							
Tennessee State							
Belmont							

Game-by-Game Starters

<u>Opponent</u>	<u>W/L</u>	<u>Score</u>	<u>Guard</u>	<u>Guard</u>	<u>Guard</u>	<u>Forward</u>	<u>Center/Guard</u>	<u>First Man Off the Bench</u>
Saint Louis								
Bradley								
Quincy								
Jacksonville								
UT Chattanooga								
South Alabama								
Missouri S&T								
Western Illinois								
Mississippi Valley State								
Southern Illinois								
The Citadel								
Florida State								
Abilene Christian								
SIU Edwardsville								
UT Martin								
Austin Peay								
Murray State								
Morehead State								
Eastern Kentucky								
SIU Edwardsville								
Eastern Illinois								
Belmont								
Tennessee State								
Tennessee Tech								
Jacksonville State								
UT Martin								
Eastern Illinois								
Austin Peay								
Murray State								
Tennessee State								
Belmont								

Starting Lineup Combinations

<u>Record</u>	<u>Guard</u>	<u>Guard</u>	<u>Guard</u>	<u>Forward/Guard</u>	<u>Center</u>
-					

YOUR REDHAWKS

2018-19 BASKETBALL NOTES

	Score	FG-A	Pct.	3FG-A	Pct.	FT-A	Pct.	OFF	DEF	Total	E	A	TO	B	S
Southeast Missouri															
Saint Louis															
Southeast Missouri															
Bradley															
Southeast Missouri															
Quincy															
Southeast Missouri															
Jacksonville															
Southeast Missouri															
UT Chattanooga															
Southeast Missouri															
South Alabama															
Southeast Missouri															
Missouri S&T															
Southeast Missouri															
Western Illinois															
Southeast Missouri															
Mississippi Valley State															
Southeast Missouri															
Southern Illinois															
Southeast Missouri															
The Citadel															
Southeast Missouri															
Florida State															
Southeast Missouri															
Abilene Christian															
Southeast Missouri															
SIU Edwardsville															
Southeast Missouri															
UT Martin															
Southeast Missouri															
Austin Peay															
Southeast Missouri															
Murray State															
Southeast Missouri															
Morehead State															
Southeast Missouri															
Eastern Kentucky															
Southeast Missouri															
SIU Edwardsville															
Southeast Missouri															
Eastern Illinois															
Southeast Missouri															
Belmont															
Southeast Missouri															
Tennessee State															
Southeast Missouri															
Tennessee Tech															
Southeast Missouri															
Jacksonville State															
Southeast Missouri															
UT Martin															
Southeast Missouri															
Eastern Illinois															
Southeast Missouri															
Austin Peay															
Southeast Missouri															
Murray State															
Southeast Missouri															
Tennessee State															
Southeast Missouri															
Belmont															

YOUR REDHAWKS

2018-19 BASKETBALL NOTES

GAME-BY-GAME LEADERS SUMMARY (# OF GAMES)

Points

-

Rebounds

-

Assists

-

Blocks

-

Steals

-

Dunks (# for 2018-19 Season)

-

Games Played/Started

	<u>2018-19</u>	<u>Career</u>
Jonathan Dalton	-	61/31
Ledarius Brewer	-	31/27
Donnie Lewis	-	31/2
Mark Laros	-	27/7
Isaiah Gable	-	15/0

CAREER LEDGER

Double-Digit Point Games

	<u>2018-19</u>	<u>Career</u>
Ledarius Brewer.....	-	22
Jonathan Dalton.....	-	5
Mark Laros.....	-	2

Double-Digit Rebound Games

	<u>2018-19</u>	<u>Career</u>
Isaiah Gable.....	-	1
Ledarius Brewer.....	-	1

20+ Point Games

	<u>2018-19</u>	<u>Career</u>
Ledarius Brewer.....	-	4

8+ Rebound Games

	<u>2018-19</u>	<u>Career</u>
Mark Laros.....	-	3
Ledarius Brewer.....	-	2
Isaiah Gable.....	-	1

5+ Assist Games

	<u>2018-19</u>	<u>Career</u>
Jonathan Dalton.....	-	3

3+ Steal Games

	<u>2018-19</u>	<u>Career</u>
Jonathan Dalton.....	-	5

Double-Doubles


	<u>2018-19</u>	<u>Career</u>
Ledarius Brewer.....	-	1

SOUTHEAST MISSOURI'S 2018-19 RECORD:


At Home.....	0-0
On the Road.....	0-0
At Neutral Sites.....	0-0
In Ohio Valley Conference Games.....	0-0
In November.....	0-0
In December.....	0-0
In January.....	0-0
In February.....	0-0
In March.....	0-0
Leading at the Half.....	0-0
Trailing at the Half.....	0-0
Tied at the Half.....	0-0
In Overtime Games.....	0-0
The Redhawks Score First.....	0-0
In 1-4 Point Games.....	0-0
In 5-9 Point Games.....	0-0
In 10-14 Point Games.....	0-0
In 15+ Point Games.....	0-0
Leading with Five Minutes Left in Regulation.....	0-0
Trailing with Five Minutes Left in Regulation.....	0-0
Tied with Five Minutes Left in Regulation.....	0-0
Scoring Less than 50 Points.....	0-0
Scoring 50-59 Points.....	0-0
Scoring 60-69 Points.....	0-0
Scoring 70-79 Points.....	0-0
Scoring 80-89 Points.....	0-0
Scoring 90-99 Points.....	0-0
Scoring 100 or more Points.....	0-0
Giving up Less Than 50 Points.....	0-0
Giving up 50-59 Points.....	0-0
Giving up 60-69 Points.....	0-0
Giving up 70-79 Points.....	0-0
Giving up 80-89 Points.....	0-0
Giving up 90-99 Points.....	0-0
Giving up 100 or more Points.....	0-0
Shooting 50% or Better from the Field.....	0-0
Shooting Less Than 50% from the Field.....	0-0
Opponent Shoots 50% or Better from the Field.....	0-0
Opponent Shoots Less Than 50% from the Field.....	0-0
Outshooting Opponent.....	0-0
Outshot by Opponent.....	0-0
Field Goal Percentage is Tied.....	0-0
Shooting 50% or Better from 3-Point Range.....	0-0
Shooting Less Than 50% from 3-Point Range.....	0-0
Opponent Shoots 50% or Better from 3-Point Range.....	0-0
Opponent Shoots Less Than 50% from 3-Point Range.....	0-0
Shooting 50% or Better from the Free Throw Line.....	0-0
Shooting Less Than 50% from the Free Throw Line.....	0-0
Opponent Shoots 50% or Better from the Free Throw Line.....	0-0
Opponent Shoots Less Than 50% from the Free Throw Line.....	0-0
Shooting More Free Throws Than Opponent.....	0-0
Shooting Less Free Throws Than Opponent.....	0-0
Free Throws are Tied.....	0-0
Southeast's Starters Outscore Opponent's Starters.....	0-0
Opponent's Starters Outscore Southeast's Starters.....	0-0
Starter Scoring is Tied.....	0-0
Bench Outscores Opponent.....	0-0
Opponent Bench Outscores Southeast.....	0-0
Bench Scoring is Tied.....	0-0
Bench Contributes Double Figures in Points.....	0-0
No Redhawk Players Score Double Figures.....	0-0
Two Redhawk Players Score Double Figures.....	0-0
3+ Redhawk Players Score Double Figures.....	0-0
Outrebounding an Opponent.....	0-0
Opponent Outrebounds Southeast.....	0-0
Rebounds are Tied.....	0-0
Getting 10+ Assists.....	0-0
Getting 10+ Steals.....	0-0
Getting 5+ Blocks.....	0-0
Forcing more Turnovers than Opponent.....	0-0
Committing more Turnovers than Opponent.....	0-0
Turnovers are Tied.....	0-0

YOUR REDHAWKS

2018-19 BASKETBALL NOTES



▶ Guard
 ▶ Sophomore (2) ▶ 6-5 ▶ 200
 ▶ Meridian, Miss.
 ▶ Meridian H.S.



25

LEDARRUS BREWER

Preseason All-Ohio Valley Conference selection.

2017-18: Earned a spot on the Ohio Valley Conference All-Newcomer Team as a true freshman...Averaged 14.5 points in 31 games and 27 starts...Ranked second on the team in scoring and led the Redhawks with 71 three-pointers made, helping Southeast Missouri break a single-season school record in made threes...Led the team with 16 blocks, ranked third in steals (29) and second in assists (57)...Ranked 14th in the OVC in scoring, 15th in free throw percentage (.740), sixth in 3-point field goals made (2.3 per game) and 21st in minutes played (29.4 mpg)...Scored double figures in 24 of his 27 starts and poured in a career-best 34 points vs. Eastern Illinois (2/15)...Was named OVC Freshman of the Week on Feb. 19...Landed a spot on the Mayan Division Cancun Challenge All-Tournament Team...Dropped in 20 points in his first career start vs. Cal State Northridge (11/21)...Made at least one 3-pointer in all but four games...Drained a season-high seven 3-pointers and scored 34 points vs. Eastern Illinois (2/15)...Knocked down three 3-pointers and scored 19 points at Murray State (1/4)...Pitched in 10 or more points in 17 of his last 18 starts...Scored double figures in nine-straight games from Dec. 28-Jan. 25...Ranked sixth in the OVC with 16.6 points per game in league contests and scored double figures in all but one of his OVC starts...Recorded the first double-double of his career with 19 points and 10 rebounds at UT Martin (2/10)...Led the Redhawks in scoring four times and was the team's top rebounder on three occasions.

2018-19 SEASON HIGHS

Points	-
Total Rebounds	-
Offensive	-
Defensive	-
FG Made	-
FG Attempted	-
3-Point FG Made	-
3-Point FG Attempted	-
FT Made	-
FT Attempted	-
Assists	-
Blocks	-
Steals	-
Minutes	-

BREWER'S GAME-BY-GAME STATISTICS

2018-19	FG	3P	FT	O/D	REB	F	PTS	A	TO	B	S	M
at Saint Louis												
at Bradley												
Quincy												
vs. Jacksonville												
vs. UT Chattanooga												
at South Alabama												
Missouri S&T												
Western Illinois												
at Miss. Valley St.												
Southern Illinois												
at The Citadel												
at Florida State												
Abilene Christian												
at SIU Edwardsville												
UT Martin												
Austin Peay												
Murray State												
at Morehead State												
at Eastern Kentucky												
SIU Edwardsville												
Eastern Illinois												
at Belmont												
at Tennessee State												
Tennessee Tech												
Jacksonville State												
at UT Martin												
at Eastern Illinois												
at Austin Peay												
at Murray State												
Tennessee State												
Belmont												

* - Game Started

CAREER HIGHS


Points	34	vs. Eastern Illinois (2/17/18)
Total Rebounds	10	at UT Martin (2/10/18)
Offensive	2	at Louisiana Tech (11/13/17)
Defensive	9	at UT Martin (2/10/18)
FG Made	11	vs. Eastern Illinois (2/17/18)
FG Attempted	18	2x, last vs. Eastern Illinois (2/17/18)
3-Point FG Made	7	vs. Eastern Illinois (2/17/18)
3-Point FG Attempted	12	vs. Tennessee State (12/31/17)
FT Made	11	vs. SIU Edwardsville (2/17/18)
FT Attempted	13	vs. SIU Edwardsville (2/17/18)
Assists	3	4x, last vs. UT Martin (2/24/18)
Blocks	3	vs. Tennessee State (12/31/17)
Steals	2	5x, last at Morehead State (2/8/18)
Minutes	38	at Austin Peay (1/6/18)

CAREER STATISTICS AT SOUTHEAST MISSOURI

		Overall																	
Season	G-GS	Min	Avg	FG-FGA	Pct	3FG-3FGA	Pct	FT-FTA	Pct	Off	Def	Tot	Avg	PF	FO	A	TO	Blk	Stl
2017-18	31-27	912	29.4	152-362	.420	71-196	.362	74-100	.740	14	104	118	3.8	66	3	40	57	16	29
2018-19																			
Total																			
		Ohio Valley Conference Games Only																	
Season	G-GS	Min	Avg	FG-FGA	Pct	3FG-3FGA	Pct	FT-FTA	Pct	Off	Def	Tot	Avg	PF	FO	A	TO	Blk	Stl
2017-18	18-18	570	31.7	98-224	.438	47-132	.356	56-75	.747	8	66	74	4.1	34	1	19	36	11	16
2018-19																			
Total																			

YOUR REDHAWKS

2018-19 BASKETBALL NOTES



► Guard
► Freshman (1) ► 6-0 ► 170
► Columbia, S.C.
► Wilson H.S.



ALEX CALDWELL

Prep: Named to the USA Today High School Sports American Family Insurance ALL-USA South Carolina Boys Basketball Team in 2017-18...Was the state's Class 4A Player of the Year who averaged 22 points, seven assists and five rebounds leading Wilson High School (20-4) to the Class 4A state final as a senior...Duke signee and McDonald's All-American Zion Williamson joined Caldwell on the ALL-USA First-Team...Garnered Class 4A All-State honors...ESPN Top-30 point guard...Averaged 14 points, nine assists, five rebounds and 2.5 steals per game as a junior...Played in the South Carolina State Showcase and was a member of the All-Hoop Zone Team...The Tigers (21-1) also made the Class 4A state final in 2016-17...Scored over 1,000 points in his high school career.

CALDWELL'S GAME-BY-GAME STATISTICS

2018-19	FG	3P	FT	O/D	REB	E	PTS	A	TO	B	S	M
at Saint Louis												
at Bradley												
Quincy												
vs. Jacksonville												
vs. UT Chattanooga												
at South Alabama												
Missouri S&T												
Western Illinois												
at Miss. Valley St.												
Southern Illinois												
at The Citadel												
at Florida State												
Abilene Christian												
at SIU Edwardsville												
UT Martin												
Austin Peay												
Murray State												
at Morehead State												
at Eastern Kentucky												
SIU Edwardsville												
Eastern Illinois												
at Belmont												
at Tennessee State												
Tennessee Tech												
Jacksonville State												
at UT Martin												
at Eastern Illinois												
at Austin Peay												
at Murray State												
Tennessee State												
Belmont												

* - Game Started

2018-19 SEASON CAREER HIGHS


Points	-
Total Rebounds	-
Offensive	-
Defensive	-
FG Made	-
FG Attempted	-
3-Point FG Made	-
3-Point FG Attempted	-
FT Made	-
FT Attempted	-
Assists	-
Blocks	-
Steals	-
Minutes	-

CAREER STATISTICS AT SOUTHEAST MISSOURI

Season	G-GS	Min	Avg	FG-FGA	Pct	3FG-3FGA	Pct	FT-FTA	Pct	Off	Def	Tot	Avg	PF	FO	A	TO	Blk	Stl	Pts	Avg
2018-19																					
Overall																					
Ohio Valley Conference Games Only																					
Season	G-GS	Min	Avg	FG-FGA	Pct	3FG-3FGA	Pct	FT-FTA	Pct	Off	Def	Tot	Avg	PF	FO	A	TO	Blk	Stl	Pts	Avg
2018-19																					

YOUR REDHAWKS

2018-19 BASKETBALL NOTES



► Guard
► Freshman (2) ► 6-4 ► 210
► Fairburn, Ga.
► Langston Hughes H.S.



1

KHALIL CUFFEE

Prep: Boasted a 14.2 points per game average as a senior at Langston Hughes High School...Averaged double figures in the scoring column each of his final three varsity seasons...Scored a career-best 18.5 points a game as a sophomore...Finished his prep career with 1,372 points, 195 three-pointers made, 261 rebounds, 136 assists, 72 steals and nine blocks...Played a total of 95 career games and shot 45 percent (470-of-1048) from the field... Left Langston Hughes as the school's all-time leading scorer...Played with the Georgia Stars AAU program.

CUFFEE'S GAME-BY-GAME STATISTICS

2018-19	FG	3P	FT	O/D	REB	E	PTS	A	TO	B	S	M
at Saint Louis												
at Bradley												
Quincy												
vs. Jacksonville												
vs. UT Chattanooga												
at South Alabama												
Missouri S&T												
Western Illinois												
at Miss. Valley St.												
Southern Illinois												
at The Citadel												
at Florida State												
Abilene Christian												
at SIU Edwardsville												
UT Martin												
Austin Peay												
Murray State												
at Morehead State												
at Eastern Kentucky												
SIU Edwardsville												
Eastern Illinois												
at Belmont												
at Tennessee State												
Tennessee Tech												
Jacksonville State												
at UT Martin												
at Eastern Illinois												
at Austin Peay												
at Murray State												
Tennessee State												
Belmont												

* - Game Started

2018-19 SEASON/CAREER-HIGHS


Points	-
Total Rebounds	-
Offensive	-
Defensive	-
FG Made	-
FG Attempted.....	-
3-Point FG Made.....	-
3-Point FG Attempted.....	-
FT Made.....	-
FT Attempted.....	-
Assists	-
Blocks.....	-
Steals.....	-
Minutes	-

CAREER STATISTICS AT SOUTHEAST MISSOURI

Overall																			
Season	G-GS	Min	Avg	FG-FGA	Pct	3FG-3FGA	Pct	FT-FTA	Pct	Off	Def	Tot	Avg	PF	FO	A	TO	Blk	Stl
2017-18	30-26	877	29.2	146-347	.421	69-189	.365	72-97	.742	13	104	117	3.9	62	3	37	55	15	29
Ohio Valley Conference Games Only																			
Season	G-GS	Min	Avg	FG-FGA	Pct	3FG-3FGA	Pct	FT-FTA	Pct	Off	Def	Tot	Avg	PF	FO	A	TO	Blk	Stl
2017-18	17-17	535	31.5	92-209	.440	45-125	.360	54-72	.750	7	66	73	4.3	30	1	16	34	10	16

YOUR REDHAWKS

2018-19 BASKETBALL NOTES



► Guard
► Senior (4) ► 5-10 ► 155
► New Orleans, La.
► West Jefferson H.S.
► Copiah-Lincoln CC



JONATHAN DALTON

2017-18: Started 30 games at point guard...Led the team with 32.2 minutes per game...Averaged 5.3 points and 2.2 rebounds per contest...Ranked first on the team with 168 assists and 38 steals...Scored double figures six times with a career-high 13 points vs. Eastern Kentucky (1/13)...Did not have a turnover in six of his starts...Dished out a career-high 10 assists on two occasions – vs. UMKC (12/6) and at UT Martin (2/10)...Ranked third in the Ohio Valley Conference with 5.4 assists per game, third in total assists, ninth in steals, second in assist/turnover ratio (2.7) and 13th in minutes played...Had five or more assists in 20 games...Drained a go-ahead 3-pointer with 5:36 left to play at Austin Peay (1/6)...Pitched in 10 points in 39 minutes vs. Morehead State (1/11)...Played a career-high 44 minutes at UT Martin (2/10)...Southeast Scholar-Athlete.

DALTON'S GAME-BY-GAME STATISTICS

2018-19	FG	3P	FT	O/D	REB	E	PTS	A	TO	B	S	M
at Saint Louis												
at Bradley												
Quincy												
vs. Jacksonville												
vs. UT Chattanooga												
at South Alabama												
Missouri S&T												
Western Illinois												
at Miss. Valley St.												
Southern Illinois												
at The Citadel												
at Florida State												
Abilene Christian												
at SIU Edwardsville												
UT Martin												
Austin Peay												
Murray State												
at Morehead State												
at Eastern Kentucky												
SIU Edwardsville												
Eastern Illinois												
at Belmont												
at Tennessee State												
Tennessee Tech												
Jacksonville State												
at UT Martin												
at Eastern Illinois												
at Austin Peay												
at Murray State												
Tennessee State												
Belmont												

* - Game Started

2018-19 SEASON HIGHS

Points	-
Total Rebounds	-
Offensive	-
Defensive	-
FG Made	-
FG Attempted	-
3-Point FG Made	-
3-Point FG Attempted	-
FT Made	-
FT Attempted	-
Assists	-
Blocks	-
Steals	-
Minutes	-

CAREER HIGHS


Points	13	vs. Eastern Kentucky (1/13/18)
Total Rebounds	7	vs. UT Martin (2/24/18)
Offensive	2	6x, last at Austin Peay (1/6/18)
Defensive	7	vs. UT Martin (2/24/18)
FG Made	5	vs. Eastern Kentucky (1/13/18)
FG Attempted	10	at Bradley (11/18/16)
3-Point FG Made	2	5x, last at Eastern Kentucky (2/22/18)
3-Point FG Attempted	6	2x, last at Eastern Illinois (1/20/18)
FT Made	5	2x, last at Jacksonville State (1/27/18)
FT Attempted	7	at Jacksonville State (1/27/18)
Assists	10	2x, last at UT Martin (2/10/18)
Blocks	-	-
Steals	3	3x, last at UT Martin (2/10/18)
Minutes	44	at UT Martin (2/10/18)

CAREER STATISTICS AT SOUTHEAST MISSOURI

Overall																			
Season	G-GS	Min	Avg	FG-FGA	Pct	3FG-3FGA	Pct	FT-FTA	Pct	Off	Def	Tot	Avg	PF	FO	A	TO	Blk	Stl
2016-17	30-1	388	12.9	20-60	.333	5-21	.238	9-14	.643	6	19	25	0.8	34	0	41	32	0	11
2017-18	31-30	998	32.2	51-107	.477	19-50	.380	42-62	.677	19	50	69	2.2	61	1	168	62	0	38
2018-19																			
Total	61-31	1386	22.7	71-167	.425	24-71	.338	51-76	.671	25	69	94	1.5	95	1	209	94	0	49
Ohio Valley Conference Games Only																			
Season	G-GS	Min	Avg	FG-FGA	Pct	3FG-3FGA	Pct	FT-FTA	Pct	Off	Def	Tot	Avg	PF	FO	A	TO	Blk	Stl
2016-17	16-1	201	12.6	10-21	.476	4-9	.444	4-6	.667	1	9	10	0.6	17	0	20	18	0	6
2017-18	18-18	598	33.2	36-77	.468	15-38	.395	23-36	.639	10	31	41	2.3	37	1	101	38	0	22
2018-19																			
Total	34-19	799	23.5	46-98	.469	19-47	.404	27-42	.643	11	40	51	1.5	54	1	121	56	0	28

YOUR REDHAWKS

2018-19 BASKETBALL NOTES



► Forward
► Sophomore (2) ► 6-7 ► 195
► Greenville, Ohio
► Greenville H.S.



13

ISAIAH GABLE

2018-19: Saw action in 15 games as a freshman, all off the bench...Averaged 4.3 points and 1.9 rebounds per game...Dropped in 13 three-pointers and shot 63.6 percent (7-of-11) at the free throw line...Shot 40 percent (22-of-55) from the field...Also dished out six assists...Missed 14 games with a fracture in his right foot...Was cleared from that injury before the Eastern Illinois game on Feb. 15...Appeared in his first NCAA Division I game vs. Missouri Baptist (11/10)...Scored a season-high nine points on a perfect 3-of-3 three-pointers in 12 minutes at N.C. Central (12/2)...Dropped in eight points and grabbed 10 rebounds in 19 minutes vs. Hannibal-LaGrange (11/28)...Matched a season-best nine points and three 3-pointers made vs. Bradley (12/20)...Scored eight points off the bench in his Ohio Valley Conference debut vs. Belmont (12/28)...Southeast Scholar-Athlete.

GABLE'S GAME-BY-GAME STATISTICS

2018-19	FG	3P	FT	O/D	REB	E	PTS	A	TO	B	S	M
at Saint Louis												
at Bradley												
Quincy												
vs. Jacksonville												
vs. UT Chattanooga												
at South Alabama												
Missouri S&T												
Western Illinois												
at Miss. Valley St.												
Southern Illinois												
at The Citadel												
at Florida State												
Abilene Christian												
at SIU Edwardsville												
UT Martin												
Austin Peay												
Murray State												
at Morehead State												
at Eastern Kentucky												
SIU Edwardsville												
Eastern Illinois												
at Belmont												
at Tennessee State												
Tennessee Tech												
Jacksonville State												
at UT Martin												
at Eastern Illinois												
at Austin Peay												
at Murray State												
Tennessee State												
Belmont												

* - Game Started

2018-19 SEASON HIGHS

Points	-
Total Rebounds	-
Offensive	-
Defensive	-
FG Made	-
FG Attempted	-
3-Point FG Made	-
3-Point FG Attempted	-
FT Made	-
FT Attempted	-
Assists	-
Blocks	-
Steals	-
Minutes	-

CAREER HIGHS

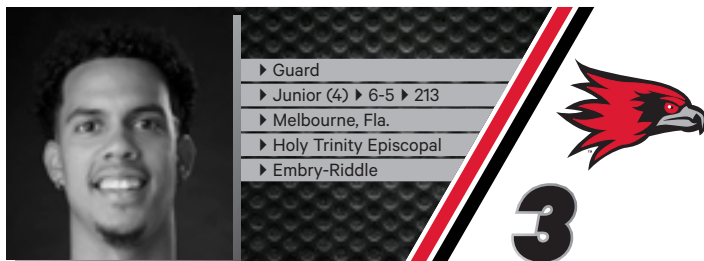
Points	9	2x, last vs. Bradley (12/20/17)
Total Rebounds	10	vs. Hannibal-LaGrange (11/28/17)
Offensive	4	vs. UT Martin (2/24/18)
Defensive	10	vs. Hannibal-LaGrange (11/28/17)
FG Made	3	3x, last vs. UT Martin (2/24/18)
FG Attempted	6	4x, last vs. UT Martin (2/24/18)
3-Point FG Made	3	2x, last vs. Bradley (12/20/17)
3-Point FG Attempted	5	at Southern Illinois (12/9/17)
FT Made	3	2x, last vs. Belmont (12/28/17)
FT Attempted	4	2x, last vs. Belmont (12/18/17)
Assists	1	6x, last vs. UT Martin (2/24/18)
Blocks	-	-
Steals	-	-
Minutes	23	vs. Belmont (12/18/17)

CAREER STATISTICS AT SOUTHEAST MISSOURI

		Overall																
Season	G-GS	Min	Avg	FG-FGA	Pct	3FG-3FGA	Pct	FT-FTA	Pct	Off	Def	Tot	Avg	PF	FO	A	TO	Blk
2017-18	15-0	187	12.5	22-55	.400	13-36	.361	7-11	.636	5	23	28	1.9	19	0	6	7	0
2018-19																		
Total																		
		Ohio Valley Conference Games Only																
Season	G-GS	Min	Avg	FG-FGA	Pct	3FG-3FGA	Pct	FT-FTA	Pct	Off	Def	Tot	Avg	PF	FO	A	TO	Blk
2017-18	4-0	47	11.8	7-17	.412	2-9	.222	3-4	.750	5	6	11	2.8	5	0	2	1	0
2018-19																		
Total																		

YOUR REDHAWKS

2018-19 BASKETBALL NOTES



SKYLER HOGAN

2017-18: A 4-4 transfer who sat out the 2017-18 season...Elite and efficient scorer who transferred to Southeast Missouri from a challenging conference at Embry-Riddle, which completed the transition from NAIA to NCAA Division II membership.

Embry-Riddle: Played two seasons at Embry-Riddle...Led the Eagles with 18.8 points and 8.2 rebounds per game in 2016-17...Was also the team's top 3-point shooter with a 42.8 percent (71-of-166) clip...Scored double figures a total of 21 times with a career-best 40 points in the season-finale against Barry University...Averaged 6.1 points and 5.2 rebounds in 26 games and two starts as a freshman...Notched a season-high 13 points against Palm Beach Atlantic and recorded 13 points and 11 rebounds for his first career double-double vs. Saint Leo that year.

HOGAN'S GAME-BY-GAME STATISTICS

2018-19	FG	3P	FT	O/D	REB	E	PTS	A	TO	B	S	M
at Saint Louis												
at Bradley												
Quincy												
vs. Jacksonville												
vs. UT Chattanooga												
at South Alabama												
Missouri S&T												
Western Illinois												
at Miss. Valley St.												
Southern Illinois												
at The Citadel												
at Florida State												
Abilene Christian												
at SIU Edwardsville												
UT Martin												
Austin Peay												
Murray State												
at Morehead State												
at Eastern Kentucky												
SIU Edwardsville												
Eastern Illinois												
at Belmont												
at Tennessee State												
Tennessee Tech												
Jacksonville State												
at UT Martin												
at Eastern Illinois												
at Austin Peay												
at Murray State												
Tennessee State												
Belmont												

* - Game Started

2018-19 SEASON CAREER HIGHS


Points	-
Total Rebounds	-
Offensive	-
Defensive	-
FG Made	-
FG Attempted	-
3-Point FG Made	-
3-Point FG Attempted	-
FT Made	-
FT Attempted	-
Assists	-
Blocks	-
Steals	-
Minutes	-

CAREER STATISTICS AT SOUTHEAST MISSOURI

Season	G-GS	Min	Avg	FG-FGA	Pct	3FG-3FGA	Pct	FT-FTA	Pct	Off	Def	Tot	Avg	PF	FO	A	TO	Blk	Stl	Pts	Avg
2018-19																					
Overall																					
Ohio Valley Conference Games Only																					
Season	G-GS	Min	Avg	FG-FGA	Pct	3FG-3FGA	Pct	FT-FTA	Pct	Off	Def	Tot	Avg	PF	FO	A	TO	Blk	Stl	Pts	Avg
2018-19																					

YOUR REDHAWKS

2018-19 BASKETBALL NOTES



► Guard
► Sophomore (2) ► 6-0 ► 175
► Taipei, Taiwan
► Songshan H.S.
► Marshalltown CC



OSCAR KAO

Marshalltown CC: Spent his freshman season at Marshalltown Community College, where he averaged 13 points a game in 2017-18...Shot 44.3 percent from the field and 39 percent from the 3-point line, earning Second-Team All-Region honors...Shot 11-of-15 from the field, 5-of-7 from 3-point range and scored 29 points in the Tigers dominating win over conference rival Iowa Western.

Prep: Averaged 23.6 points, 4.2 assists and 3.8 steals per game at Songshan High School in 2016-17...Shot 49 percent (103-of-210) from the field and 85 percent (65-of-76) at the free throw line...Was part of two National Champion teams in the Taiwan High School Basketball League and won National League Most Valuable Player honors twice during his prep career...Also led the league in steals during the 2015-16 season.

KAO'S GAME-BY-GAME STATISTICS

2018-19	FG	3P	FT	O/D	REB	F	PTS	A	TO	B	S	M
at Saint Louis												
at Bradley												
Quincy												
vs. Jacksonville												
vs. UT Chattanooga												
at South Alabama												
Missouri S&T												
Western Illinois												
at Miss. Valley St.												
Southern Illinois												
at The Citadel												
at Florida State												
Abilene Christian												
at SIU Edwardsville												
UT Martin												
Austin Peay												
Murray State												
at Morehead State												
at Eastern Kentucky												
SIU Edwardsville												
Eastern Illinois												
at Belmont												
at Tennessee State												
Tennessee Tech												
Jacksonville State												
at UT Martin												
at Eastern Illinois												
at Austin Peay												
at Murray State												
Tennessee State												
Belmont												

* - Game Started

2018-19 SEASON/CAREER HIGHS


Points	-
Total Rebounds	-
Offensive	-
Defensive	-
FG Made	-
FG Attempted.....	-
3-Point FG Made.....	-
3-Point FG Attempted.....	-
FT Made.....	-
FT Attempted.....	-
Assists	-
Blocks.....	-
Steals.....	-
Minutes	-

CAREER STATISTICS AT SOUTHEAST MISSOURI

Season	Overall																
	G-GS	Min	Avg	FG-FGA	Pct	3FG-3FGA	Pct	FT-FTA	Pct	Off	Def	Tot	Avg	PF	FO	A	TO
2018-19																	
Season	Ohio Valley Conference Games Only																
	G-GS	Min	Avg	FG-FGA	Pct	3FG-3FGA	Pct	FT-FTA	Pct	Off	Def	Tot	Avg	PF	FO	A	TO
2018-19																	

YOUR REDHAWKS

2018-19 BASKETBALL NOTES



► Center
► Senior (5) ► 6-8 ► 215
► Jackson, Mo.
► Saxony Lutheran H.S.
► Fontbonne



22

JACK LAKE

Fontbonne University: Played two seasons at NCAA Division III member Fontbonne University...Averaged 5.5 points and 2.5 rebounds in four games and three starts in 2017-18...Led the Griffins in scoring (12.3 ppg) and rebounding (5.4 rpg) in 24 games and 11 starts during the 2016-17 campaign...Was the team's top shooter with a .575 (127-of-221) field goal percentage...Led the team with 30 blocks and averaged 21.5 minutes per contest.

Prep: Attended Saxony Lutheran High School in nearby Jackson, Missouri...Two-time Missouri Class 3 District 2 All-District honoree...Named to the 2014 Southeast Missouri All-Region Team...Team captain...MVP of the 2013 Crystal City "Rolla Duke Herbert" Tournament...Tied for the most points scored in the 2013 Bloomfield Christmas Tournament with 94 in four games...Named to the All-Tournament Team at the 2013 Chester Invitational Tournament...Set single-season school records for points, rebounds and blocks in 2013-14...Selected to play in the 2014 BA Sports Class 3, 4 and 5 All-Star Game...One of two players in Missouri (as recorded by Maxpreps) to get over 500 points, 300 rebounds and 100 blocks in a season...Averaged a double-double 21.7 points and 13 rebounds as a senior...Posted three triple-doubles...Finished his prep career with 965 points, 584 rebounds, 294 blocks and a .500 field goal percentage (396-of-798) in 71 games.

LAKE'S GAME-BY-GAME STATISTICS

2018-19	FG	3P	FT	O/D	REB	E	PTS	A	TO	B	S	M
at Saint Louis												
at Bradley												
Quincy												
vs. Jacksonville												
vs. UT Chattanooga												
at South Alabama												
Missouri S&T												
Western Illinois												
at Miss. Valley St.												
Southern Illinois												
at The Citadel												
at Florida State												
Abilene Christian												
at SIU Edwardsville												
UT Martin												
Austin Peay												
Murray State												
at Morehead State												
at Eastern Kentucky												
SIU Edwardsville												
Eastern Illinois												
at Belmont												
at Tennessee State												
Tennessee Tech												
Jacksonville State												
at UT Martin												
at Eastern Illinois												
at Austin Peay												
at Murray State												
Tennessee State												
Belmont												

* - Game Started

2018-19 SEASON CAREER HIGHS

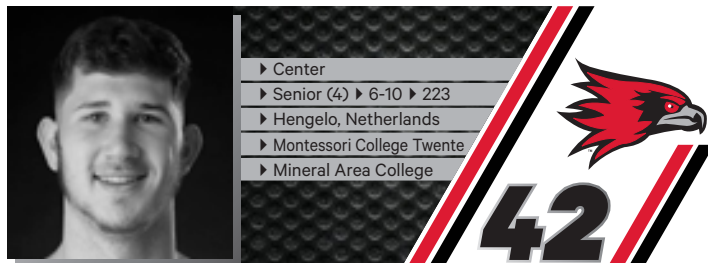
Points	-
Total Rebounds	-
Offensive	-
Defensive	-
FG Made	-
FG Attempted	-
3-Point FG Made	-
3-Point FG Attempted	-
FT Made	-
FT Attempted	-
Assists	-
Blocks	-
Steals	-
Minutes	-

CAREER STATISTICS AT SOUTHEAST MISSOURI

Season	G-GS	Min	Avg	FG-FGA	Pct	3FG-3FGA	Pct	FT-FTA	Pct	Off	Def	Tot	Avg	PF	FO	A	TO	Blk	Stl	Pts	Avg
2018-19																					
Overall																					
Ohio Valley Conference Games Only																					
Season	G-GS	Min	Avg	FG-FGA	Pct	3FG-3FGA	Pct	FT-FTA	Pct	Off	Def	Tot	Avg	PF	FO	A	TO	Blk	Stl	Pts	Avg
2018-19																					

YOUR REDHAWKS

2018-19 BASKETBALL NOTES



MARK LAROS

2017-18: Played in 27 games and started seven in his first year at Southeast Missouri...Scored 3.8 points and averaged 3.5 rebounds per contest...Ranked third on the team with 11 blocks...Added nine assists and eight steals...Led the team with a .632 field goal percentage (48-of-76)...Averaged 15 minutes a game...Started each of the Redhawks first five games of the season...Narrowly missed a double-double with nine points and nine rebounds in his first career start vs. Missouri Baptist (11/10)...Finished with a season-high 11 points and grabbed eight rebounds in his first career Ohio Valley Conference start vs. Morehead State (1/11)...Scored double figures on two other occasions when he dropped in 10 vs. Hannibal-LaGrange (11/28) and Austin Peay (2/3)...Pulled down at least eight rebounds in three of his starts...Missed four games with mononucleosis...OVC Commissioner's Honor Roll selection and Southeast Scholar-Athlete.

LAROS' GAME-BY-GAME STATISTICS

2018-19	FG	3P	FT	O/D	REB	E	PTS	A	TO	B	S	M
at Saint Louis												
at Bradley												
Quincy												
vs. Jacksonville												
vs. UT Chattanooga												
at South Alabama												
Missouri S&T												
Western Illinois												
at Miss. Valley St.												
Southern Illinois												
at The Citadel												
at Florida State												
Abilene Christian												
at SIU Edwardsville												
UT Martin												
Austin Peay												
Murray State												
at Morehead State												
at Eastern Kentucky												
SIU Edwardsville												
Eastern Illinois												
at Belmont												
at Tennessee State												
Tennessee Tech												
Jacksonville State												
at UT Martin												
at Eastern Illinois												
at Austin Peay												
at Murray State												
Tennessee State												
Belmont												

* - Game Started

2018-19 SEASON HIGHS

Points	-
Total Rebounds	-
Offensive	-
Defensive	-
FG Made	-
FG Attempted	-
3-Point FG Made	-
3-Point FG Attempted	-
FT Made	-
FT Attempted	-
Assists	-
Blocks	-
Steals	-
Minutes	-

CAREER HIGHS


Points	11	vs. Morehead State (1/11/18)
Total Rebounds	9	vs. Missouri Baptist (11/10/17)
Offensive	4	3x, last vs. Cal State Northridge (11/21/17)
Defensive	5	3x, last vs. Morehead State (1/11/18)
FG Made	5	2x, last vs. Austin Peay (2/3/18)
FG Attempted	9	vs. Cal State Northridge (11/21/17)
3-Point FG Made	-	-
3-Point FG Attempted	1	2x, last vs. Morehead State (1/11/18)
FT Made	2	vs. N.C. Central (11/26/17)
FT Attempted	2	6x, last at Eastern Kentucky (2/22/18)
Assists	2	2x, last at Tennessee Tech (1/25/18)
Blocks	2	vs. Austin Peay (2/3/18)
Steals	2	at Tennessee Tech (1/25/18)
Minutes	33	vs. Morehead State (1/11/18)

CAREER STATISTICS AT SOUTHEAST MISSOURI

		Overall																	
Season	G-GS	Min	Avg	FG-FGA	Pct	3FG-3FGA	Pct	FT-FTA	Pct	Off	Def	Tot	Avg	PF	FO	A	TO	Blk	Stl
2017-18	27-7	405	15.0	48-76	.632	0-4	.000	7-15	.467	40	54	94	3.5	36	0	9	28	11	8
2018-19																			
Total																			
		Ohio Valley Conference Games Only																	
Season	G-GS	Min	Avg	FG-FGA	Pct	3FG-3FGA	Pct	FT-FTA	Pct	Off	Def	Tot	Avg	PF	FO	A	TO	Blk	Stl
2017-18	18-2	260	14.4	28-43	.651	0-4	.000	2-7	.286	21	36	57	3.2	25	0	7	18	5	4
2018-19																			
Total																			

YOUR REDHAWKS

2018-19 BASKETBALL NOTES



► Guard
► Senior (4) ► 6-1 ► 170
► Lexington, Ky.
► Paul Dunbar H.S.
► Spalding University



DONNIE LEWIS

2017-18: Participated in all 31 games and started two...Scored 21 points, had 24 rebounds, dished out 41 assists and collected nine steals...Averaged 10.2 minutes per game...Dropped in four 3-pointers and went 7-of-15 at the free throw line...Made his first career start when he played 25 minutes vs. Morehead State (1/11)...Also started the next game vs. Eastern Kentucky (1/13)...Scored a season-high five points off the bench vs. Eastern Illinois (2/15)...Pulled down a season-best four rebounds vs. SIU Edwardsville (2/17)...Dished out a season-high four assists vs. Tennessee State (12/31) and at Jacksonville State (1/27)...Logged a season-high 20 minutes against TSU...Made two big free throws with 31 seconds left to help the Redhawks close out their win over Morehead State (1/11)...Ohio Valley Conference Commissioner's Honor Roll selection and Southeast Scholar-Athlete.

LEWIS' GAME-BY-GAME STATISTICS

2018-19	FG	3P	FT	O/D	REB	E	PTS	A	TO	B	S	M
at Saint Louis												
at Bradley												
Quincy												
vs. Jacksonville												
vs. UT Chattanooga												
at South Alabama												
Missouri S&T												
Western Illinois												
at Miss. Valley St.												
Southern Illinois												
at The Citadel												
at Florida State												
Abilene Christian												
at SIU Edwardsville												
UT Martin												
Austin Peay												
Murray State												
at Morehead State												
at Eastern Kentucky												
SIU Edwardsville												
Eastern Illinois												
at Belmont												
at Tennessee State												
Tennessee Tech												
Jacksonville State												
at UT Martin												
at Eastern Illinois												
at Austin Peay												
at Murray State												
Tennessee State												
Belmont												

* - Game Started

2018-19 SEASON HIGHS

Points	21
Total Rebounds	24
Offensive	4
Defensive	4
FG Made	5
FG Attempted	12
3-Point FG Made	0
3-Point FG Attempted	4
FT Made	2
FT Attempted	4
Assists	4
Blocks	0
Steals	1
Minutes	20

CAREER HIGHS


Points	5	vs. Eastern Illinois (2/15/18)
Total Rebounds	4	vs. SIU Edwardsville (2/17/18)
Offensive	1	5x, last at Jacksonville State (1/27/18)
Defensive	4	vs. SIU Edwardsville (2/17/18)
FG Made	1	5x, last vs. Eastern Illinois (2/15/18)
FG Attempted	2	3x, last vs. Eastern Illinois (2/15/18)
3-Point FG Made	1	4x, last vs. Eastern Illinois (2/15/18)
3-Point FG Attempted	2	2x, last at Morehead State (2/8/18)
FT Made	2	2x, last vs. Eastern Illinois (2/15/18)
FT Attempted	4	2x, last vs. UT Martin (2/24/18)
Assists	4	2x, last at Jacksonville State (1/27/18)
Blocks	0	-
Steals	2	vs. Hannibal-LaGrange (11/28/17)
Minutes	25	vs. Morehead State (1/11/18)

CAREER STATISTICS AT SOUTHEAST MISSOURI

Overall																			
Season	G-GS	Min	Avg	FG-FGA	Pct	3FG-3FGA	Pct	FT-FTA	Pct	Off	Def	Tot	Avg	PF	FO	A	TO	Blk	Stl
2017-18	31-2	315	10.2	5-12	.417	4-9	.444	7-15	.467	7	17	24	0.8	37	0	41	14	0	9
2018-19																			
Total																			
Ohio Valley Conference Games Only																			
Season	G-GS	Min	Avg	FG-FGA	Pct	3FG-3FGA	Pct	FT-FTA	Pct	Off	Def	Tot	Avg	PF	FO	A	TO	Blk	Stl
2017-18	18-2	193	10.7	5-11	.455	4-8	.500	6-13	.462	3	14	17	0.9	20	0	31	12	0	5
2018-19																			
Total																			

YOUR REDHAWKS

2018-19 BASKETBALL NOTES



► Guard
► Freshman (1) ► 6-5 ► 165
► Durham, N.C.
► Voyager Academy



JORDAN LOVE

Prep: Attended Voyager Academy in Durham, North Carolina...Averaged 20 points, 4.3 rebounds and two steals per game in 2017-18...Was the North Central Athletic Conference Basketball Player of the Year and claimed North Carolina Basketball Coaches Association All-District 6 honors... Named Voyager Academy's Most Valuable Player and finished his career with 1,000 points...Averaged 16 points, 2.3 assists, 4.6 rebounds and 1.6 steals en route to First-Team All-Conference and All-District accolades in 2016-17.

LOVE'S GAME-BY-GAME STATISTICS

2018-19	FG	3P	FT	O/D	REB	F	PTS	A	TO	B	S	M
at Saint Louis												
at Bradley												
Quincy												
vs. Jacksonville												
vs. UT Chattanooga												
at South Alabama												
Missouri S&T												
Western Illinois												
at Miss. Valley St.												
Southern Illinois												
at The Citadel												
at Florida State												
Abilene Christian												
at SIU Edwardsville												
UT Martin												
Austin Peay												
Murray State												
at Morehead State												
at Eastern Kentucky												
SIU Edwardsville												
Eastern Illinois												
at Belmont												
at Tennessee State												
Tennessee Tech												
Jacksonville State												
at UT Martin												
at Eastern Illinois												
at Austin Peay												
at Murray State												
Tennessee State												
Belmont												

* - Game Started

2018-19 SEASON/CAREER HIGHS


Points	-
Total Rebounds	-
Offensive	-
Defensive	-
FG Made	-
FG Attempted.....	-
3-Point FG Made.....	-
3-Point FG Attempted.....	-
FT Made.....	-
FT Attempted.....	-
Assists	-
Blocks.....	-
Steals.....	-
Minutes	-

CAREER STATISTICS AT SOUTHEAST MISSOURI

Season	G-GS	Min	Avg	FG-FGA	Pct	3FG-3FGA	Pct	FT-FTA	Pct	Off	Def	Tot	Avg	PF	FO	A	TO	Blk	Stl	Pts	Avg
2018-19																					
Overall																					
Ohio Valley Conference Games Only																					
2018-19																					

YOUR REDHAWKS

2018-19 BASKETBALL NOTES



► Forward
► Freshman (1) ► 6-7 ► 225
► Gilbert, Ariz.
► Putnam Science Academy



30

GABE MCGLOTHAN

Prep: Played 42 games and scored double figures eight times at Putnam Science Academy in Connecticut, the 2017-18 National Prep Champion... Prior to attending Putnam Science Academy, he played three varsity seasons at Basha High School in Chandler, Arizona... Averaged 14.2 points and 9.4 rebounds per game while helping lead the Bears to a 6A State Championship in 2016-17... Was the large class (6A) Player of the Year as Basha went 31-1 that season... Averaged 11.1 points and 8.2 rebounds per contest as a junior.

MCGLOTHAN'S GAME-BY-GAME STATISTICS

2018-19	FG	3P	FT	O/D	REB	E	PTS	A	TO	B	S	M
at Saint Louis												
at Bradley												
Quincy												
vs. Jacksonville												
vs. UT Chattanooga												
at South Alabama												
Missouri S&T												
Western Illinois												
at Miss. Valley St.												
Southern Illinois												
at The Citadel												
at Florida State												
Abilene Christian												
at SIU Edwardsville												
UT Martin												
Austin Peay												
Murray State												
at Morehead State												
at Eastern Kentucky												
SIU Edwardsville												
Eastern Illinois												
at Belmont												
at Tennessee State												
Tennessee Tech												
Jacksonville State												
at UT Martin												
at Eastern Illinois												
at Austin Peay												
at Murray State												
Tennessee State												
Belmont												

* - Game Started

2018-19 SEASON CAREER HIGHS

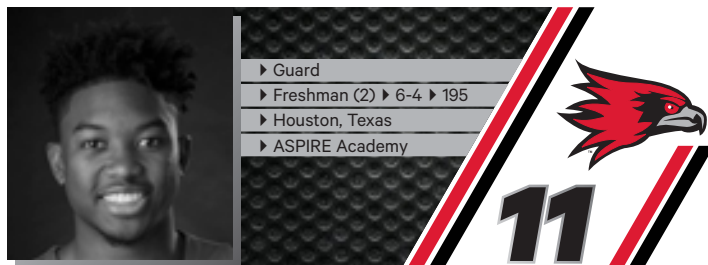
Points	-
Total Rebounds	-
Offensive	-
Defensive	-
FG Made	-
FG Attempted	-
3-Point FG Made	-
3-Point FG Attempted	-
FT Made	-
FT Attempted	-
Assists	-
Blocks	-
Steals	-
Minutes	-

CAREER STATISTICS AT SOUTHEAST MISSOURI

Season	G-GS	Min	Avg	FG-FGA	Pct	3FG-3FGA	Pct	FT-FTA	Pct	Off	Def	Tot	Avg	PF	FO	A	TO	Blk	Stl	Pts	Avg
2018-19																					
Overall																					
Ohio Valley Conference Games Only																					
Season	G-GS	Min	Avg	FG-FGA	Pct	3FG-3FGA	Pct	FT-FTA	Pct	Off	Def	Tot	Avg	PF	FO	A	TO	Blk	Stl	Pts	Avg
2018-19																					

YOUR REDHAWKS

2018-19 BASKETBALL NOTES



NYGAL RUSSELL

2017-18: Redshirted the spring semester after joining the team mid-season on Jan. 23, 2018.

Prep: Averaged 11 points, five rebounds, three assists and 2.4 steals per game at ASPIRE Basketball Academy in Louisville, Kentucky...Prior to that, he spent his senior year at Chris Walker Academy in Houston, Texas...There, he averaged 12 points, five rebounds, four assists and two steals en route to All-Region honors...Attended Seven Lakes High School in Katy, Texas as a junior...Averaged 18 points, 11 rebounds, two assists and two steals for the Spartans.

RUSSELL'S GAME-BY-GAME STATISTICS

2018-19	FG	3P	FT	O/D	REB	E	PTS	A	TO	B	S	M
at Saint Louis												
at Bradley												
Quincy												
vs. Jacksonville												
vs. UT Chattanooga												
at South Alabama												
Missouri S&T												
Western Illinois												
at Miss. Valley St.												
Southern Illinois												
at The Citadel												
at Florida State												
Abilene Christian												
at SIU Edwardsville												
UT Martin												
Austin Peay												
Murray State												
at Morehead State												
at Eastern Kentucky												
SIU Edwardsville												
Eastern Illinois												
at Belmont												
at Tennessee State												
Tennessee Tech												
Jacksonville State												
at UT Martin												
at Eastern Illinois												
at Austin Peay												
at Murray State												
Tennessee State												
Belmont												

* - Game Started

2018-19 SEASON/CAREER HIGHS

Points	-
Total Rebounds	-
Offensive	-
Defensive	-
FG Made	-
FG Attempted	-
3-Point FG Made	-
3-Point FG Attempted	-
FT Made	-
FT Attempted	-
Assists	-
Blocks	-
Steals	-
Minutes	-

CAREER STATISTICS AT SOUTHEAST MISSOURI

Season	G-GS	Min	Avg	FG-FGA	Pct	3FG-3FGA	Pct	FT-FTA	Pct	Off	Def	Tot	Avg	PF	FO	A	TO	Blk	Stl	Pts	Avg
2018-19																					
Overall																					
Ohio Valley Conference Games Only																					
Season	G-GS	Min	Avg	FG-FGA	Pct	3FG-3FGA	Pct	FT-FTA	Pct	Off	Def	Tot	Avg	PF	FO	A	TO	Blk	Stl	Pts	Avg
2018-19																					

YOUR REDHAWKS

2018-19 BASKETBALL NOTES



► Forward
► Freshman(1) ► 6-8 ► 200
► Richmond, Texas
► Combine Academy



23

SAGE TOLBERT

Prep: Spent the 2017-18 season at Combine Academy in Charlotte, North Carolina...Was Combine Academy's top scorer and rebounder with 15.8 points and 8.4 rebounds per game in 38 starts...Also averaged 1.7 blocks... First-Team All-District selection at Fort Bend Travis High School in Richmond, Texas before he attended Combine Academy...Played two varsity seasons at Fort Bend Travis...Averaged 11.4 points and 7.4 rebounds as a senior in 2016-17...Played 24 games, averaging 6.1 points and 3.5 rebounds the previous year.

TOLBERT'S GAME-BY-GAME STATISTICS

2018-19	FG	3P	FT	O/D	REB	E	PTS	A	TO	B	S	M
at Saint Louis												
at Bradley												
Quincy												
vs. Jacksonville												
vs. UT Chattanooga												
at South Alabama												
Missouri S&T												
Western Illinois												
at Miss. Valley St.												
Southern Illinois												
at The Citadel												
at Florida State												
Abilene Christian												
at SIU Edwardsville												
UT Martin												
Austin Peay												
Murray State												
at Morehead State												
at Eastern Kentucky												
SIU Edwardsville												
Eastern Illinois												
at Belmont												
at Tennessee State												
Tennessee Tech												
Jacksonville State												
at UT Martin												
at Eastern Illinois												
at Austin Peay												
at Murray State												
Tennessee State												
Belmont												

* - Game Started

2018-19 SEASON CAREER HIGHS


Points	-
Total Rebounds	-
Offensive	-
Defensive	-
FG Made	-
FG Attempted	-
3-Point FG Made	-
3-Point FG Attempted	-
FT Made	-
FT Attempted	-
Assists	-
Blocks	-
Steals	-
Minutes	-

CAREER STATISTICS AT SOUTHEAST MISSOURI

Season	G-GS	Min	Avg	FG-FGA	Pct	3FG-3FGA	Pct	FT-FTA	Pct	Off	Def	Tot	Avg	PF	FO	A	TO	Blk	Stl	Pts	Avg
2018-19																					
Overall																					
Ohio Valley Conference Games Only																					
Season	G-GS	Min	Avg	FG-FGA	Pct	3FG-3FGA	Pct	FT-FTA	Pct	Off	Def	Tot	Avg	PF	FO	A	TO	Blk	Stl	Pts	Avg
2018-19																					

YOUR REDHAWKS

2018-19 BASKETBALL NOTES



► Forward
► Senior (4) ► 6-8 ► 200
► Mobile, Ala.
► Gardendale H.S.
► McNeese State



14

QUATARRIUS WILSON

Will sit out the 2018-19 season due to NCAA Division I transfer regulations.

McNeese State: Earned Third-Team All-Southland Conference honors...

Averaged a double-double 10.9 points and 10.2 rebounds per game in 28 starts in 2017-18...Was McNeese State's top rebounder who also ranked third on the team in both blocks (28) and scoring...Shot 51.5 percent (123-of-239) from the field, dished out 39 assists and collected 21 steals...Led the Southland Conference with 14 double-doubles...Was arguably one of the most underrated players in the Southland Conference.

Moberly Area CC: Began his sophomore season as a starter at Moberly Area Community College...Played in 28 games during the 2015-16 and 2016-17 campaigns...Pulled down double-digit rebounds twice with a high of 13 in a 105-59 win over St. John's Academy (12/9/16).

WILSON'S GAME-BY-GAME STATISTICS

2018-19

FG 3P FT O/D REB E PTS A TO B S M

at Saint Louis
at Bradley
Quincy
vs. Jacksonville
vs. UT Chattanooga
at South Alabama
Missouri S&T
Western Illinois
at Miss. Valley St.
Southern Illinois
at The Citadel
at Florida State
Abilene Christian
at SIU Edwardsville
UT Martin
Austin Peay
Murray State
at Morehead State
at Eastern Kentucky
SIU Edwardsville
Eastern Illinois
at Belmont
at Tennessee State
Tennessee Tech
Jacksonville State
at UT Martin
at Eastern Illinois
at Austin Peay
at Murray State
Tennessee State
Belmont

* - Game Started