

YOUR REDHAWKS

2018-19 SOUTHEAST MISSOURI BASKETBALL

GAME

8



Gameday Coverage

Radio..... Real Rock 99.3 FM
(Erik Sean, Jess Bolen)
Video..... ESPN+
Live Stats..... GoSoutheast.com
Twitter..... @SEMOMBB

WESTERN ILLINOIS (3-4) VS. SOUTHEAST MISSOURI (4-3)

Date..... December 1, 2018
Tip-Off..... 6:30 p.m., CT
Location..... Cape Girardeau, Mo.
Arena..... Show Me Center (7,000)
Series History..... SEMO leads, 6-5
Last Meeting..... SEMO 74, WIU 71
(Nov. 16, 2016 / Macomb, Ill.)

Head Coaches..... Rick Ray (75-122 overall;
38-62 at SEMO; 19-31 OVC). Billy Wright
(41-77 overall; 41-77 WIU).

Strategic Communications
Jeff Honza
Assistant Director of Athletics
Phone: (573) 651-2933
Email: redhawk1@me.com

GOSOUTHEAST.COM

#LETSSOAR

2018-19 SCHEDULE/RESULTS

November (4-3)

| | | | |
|----|-------------------------|-------|------------------|
| 6 | at Saint Louis | ESPN+ | L, 65-75 |
| 10 | at Bradley | ESPN3 | L, 57-68 |
| 12 | Quincy | ESPN+ | W, 102-66 |
| 16 | vs. Jacksonville ! | | W, 77-71 |
| 17 | vs. UT Chattanooga ! | | W, 63-42 |
| 19 | at South Alabama | ESPN+ | L, 58-79 |
| 27 | Missouri S&T | ESPN+ | W, 72-69 |

December (0-0)

| | | | |
|----|-----------------------------|-------|------------------|
| 1 | Western Illinois | ESPN+ | 6:30 p.m. |
| 4 | at Mississippi Valley State | | 6 p.m. |
| 8 | Southern Illinois | ESPN+ | 6:30 p.m. |
| 15 | at The Citadel | ESPN+ | Noon |
| 17 | at Florida State | | 6 p.m. |
| 21 | Abilene Christian | ESPN+ | 6:30 p.m. |

January (0-0, 0-0 OVC)

| | | | |
|----|--------------------------|-------|------------------|
| 3 | at SIU Edwardsville* | ESPN+ | 7:30 p.m. |
| 5 | UT Martin* | ESPN+ | 4:30 p.m. |
| 10 | Austin Peay* | ESPN+ | 7:45 p.m. |
| 12 | Murray State* | ESPN+ | 4:30 p.m. |
| 17 | at Morehead State* | ESPN+ | 6:35 p.m. |
| 19 | at Eastern Kentucky* | ESPN+ | 6 p.m. |
| 24 | SIU Edwardsville* | ESPN+ | 7:45 p.m. |
| 26 | Eastern Illinois* | ESPN+ | 4:30 p.m. |
| 31 | at Belmont* | ESPN+ | 7 p.m. |

February (0-0, 0-0 OVC)

| | | | |
|----|----------------------------|-------|------------------|
| 2 | at Tennessee State* | ESPN+ | 7:30 p.m. |
| 7 | Tennessee Tech* | ESPN+ | 7:45 p.m. |
| 9 | Jacksonville State* | ESPN+ | 4:30 p.m. |
| 14 | at UT Martin* | ESPN+ | 7:30 p.m. |
| 16 | at Eastern Illinois* | ESPN+ | 3:15 p.m. |
| 21 | at Austin Peay* | ESPN+ | 8 p.m. |
| 23 | at Murray State* | ESPN+ | 7 p.m. |
| 28 | Tennessee State* | ESPN+ | 7:45 p.m. |

March (0-0, 0-0 OVC)

| | | | |
|-----|-----------------|-------|------------------|
| 2 | Belmont* | ESPN+ | 7 p.m. |
| 6-9 | OVC Tournament | | Evansville, Ind. |

All games are broadcast live on the radio at Real Rock 99.3 FM and ESPN 1220 AM. All times are Central and subject to change; * - Denotes Ohio Valley Conference Game; ! - South Alabama Tournament, Mobile, Ala.

Redhawks Host Western Illinois

Southeast Missouri (4-3) closes out a two-game home stand when it hosts Western Illinois (3-4) Saturday. Tip-off is set for 6:30 p.m., CT, at the Show Me Center.

Follow the Redhawks

Fans can listen to Saturday's game live on the radio at ESPN 1220 AM. Glen Johnson will call the action. Video for Saturday's game is available at ESPN+. Live stats can be accessed at GoSoutheast.com. Twitter updates provided @SEMOMBB.

Watch Party Discount

Fans that attend Saturday's Southeast Missouri football watch party at Wings Etc. in Cape Girardeau or Jackson will receive a \$5 discount off a basketball game ticket with a Wings Etc. receipt.

Series History

Southeast Missouri holds a slight 6-5 edge in its overall series against Western Illinois. The Redhawks won three of the last four meetings between these teams and goes after their third-straight victory in the series Saturday.

Last Time vs. Western Illinois

The Redhawks came away with a 74-71 win the last time they faced Western Illinois on Nov. 16, 2016 in Macomb. Southeast Missouri trailed, 53-41, with 12:51 remaining before outscoring WIU by 15 points (33-18) the rest of the way. It was the first time SEMO beat the Leathernecks in Macomb, Illinois since 1972.

Undefeated at Home

Southeast Missouri is 2-0 at home this young season. Both of those wins came against non-Division I opponents. SEMO beat Quincy, 102-66, on Nov. 12 and Missouri S&T, 72-69, on Nov. 27. The Redhawks are averaging 87 points per game at home this year.

Winning November

The Redhawks wrapped up their first month of the season with a record of 4-3. Southeast Missouri won four of its last five games. It is the first winning record in November since the Redhawks went 5-2 in their first seven games of 2013-14.

Brewer Sinks Missouri S&T

Ledarrius Brewer turned in a double-double 20 points and career-high 11 rebounds, and made three free throws in the final seven seconds to send Southeast Missouri to a 72-69 victory over Missouri S&T (Nov. 27). Brewer picked up his first double-double of the season and second of his career. He shot 7-of-13 from the field, knocked down three 3-pointers, dished out one assist and had two steals in 34 minutes. Brewer became SEMO's first player to score 20 points in a game this season.

THIS IS SEMO

Southeast Missouri or **SEMO** is the preferred reference for Southeast Missouri State University athletic teams. Southeastern Missouri State is not an acceptable reference.



YOUR REDHAWKS

2018-19 BASKETBALL NOTES / WESTERN ILLINOIS GAME

About Western Illinois

Western Illinois carries a 3-4 record to Cape Girardeau Saturday. Southeast Missouri is the fourth Ohio Valley Conference team the Leathernecks face this season. WIU is 1-2 in those contests after recently beating SIU Edwardsville, 83-58, on Nov. 28. Kobe Webster and Isaac Johnson are among the Summit League's top 15 scorers. Webster ranks seventh with 17.1 points per game and Johnson is 13th with 14.6.

Eight-Day Break

The Redhawks played their first basketball game in eight days when they edged Missouri S&T, 72-69, Tuesday. Southeast Missouri begins December with two of three games at home. After Saturday's matchup with Western Illinois, SEMO heads to Mississippi Valley State on Dec. 4 and then returns home to host longstanding rival Southern Illinois on Dec. 8.

Defending the Three

Southeast Missouri enters the weekend ranked 15th in the nation in 3-point field goal percentage defense. Opponents are shooting 25.9 percent against the Redhawks from behind the arc. The Redhawks rank second in the Ohio Valley Conference behind Murray State (17.6 percent) in that category.

Where They Rank

Ledarrus Brewer ranks among Ohio Valley Conference leaders in scoring (14th, 13.7 ppg), rebounding (8th, 7.3 ppg), defensive rebounds (t2nd, 6.6 rpg) and minutes played (18th, 29.1 mpg). Sage Tolbert is 16th in the conference in rebounding (5.9 rpg), tied for 12th in field goal percentage (.500) and ninth in offensive rebounds (2.9 rpg). Alex Caldwell ranks tied for 12th in field goal percentage (.500) and sixth in 3-point field goal percentage (.476), and Jonathan Dalton is eighth in assists (3.6 apg) and fifth in assist/turnover ratio (1.9). Skyler Hogan ranks 11th in 3-point field goal percentage (.417) and Mark Laros stands tied for 13th in offensive rebounds (2.0 rpg).

2018-19 SOUTHEAST MISSOURI REDHAWKS ROSTER

| No. | Name | Pos. | Ht. | Wt. | Cl. | Yr. | Hometown (High School/College) |
|-----|--------------------|------|------|-----|-----|-----|---|
| 0 | Alex Caldwell | G | 6-0 | 170 | Fr. | 1st | Columbia, S.C. (Wilson) |
| 1 | Khalil Cuffee | G | 6-4 | 210 | Fr. | 2nd | Fairburn, Ga. (Langston Hughes) |
| 2 | Jordan Love | G | 6-5 | 165 | Fr. | 1st | Durham, N.C. (Voyager Academy) |
| 3 | Skyler Hogan | G | 6-5 | 213 | Jr. | 4th | Melbourne, Fla. (Holy Trinity Episcopal/Embry-Riddle) |
| 4 | Oscar Kao | G | 6-0 | 175 | So. | 2nd | Taipei, Taiwan (Songshan/Marshalltown CC) |
| 5 | Jonathan Dalton | G | 5-10 | 155 | Sr. | 4th | New Orleans, La. (West Jefferson/Copiah-Lincoln CC) |
| 11 | Nygal Russell | G | 6-4 | 195 | Fr. | 2nd | Houston, Texas (ASPIRE Academy, Louisville, Ky.) |
| 13 | Isaiah Gable | F | 6-7 | 195 | So. | 2nd | Greenville, Ohio (Greenville) |
| 14 | Quatarrius Wilson# | F | 6-8 | 200 | Sr. | 4th | Mobile, Ala. (Gardendale/McNeese State) |
| 15 | Donnie Lewis* | G | 6-1 | 170 | Sr. | 4th | Lexington, Ky. (Paul Dunbar/Spalding University) |
| 22 | Jack Lake* | C | 6-8 | 215 | Sr. | 5th | Jackson, Mo. (Saxony Lutheran/Fontbonne) |
| 23 | Sage Tolbert | F | 6-8 | 200 | Fr. | 1st | Richmond, Texas (Combine Academy, Charlotte, N.C.) |
| 25 | Ledarrus Brewer | G | 6-5 | 200 | So. | 2nd | Meridian, Miss. (Meridian) |
| 30 | Gabe McGlothran | F | 6-7 | 225 | Fr. | 1st | Gilbert, Ariz. (Putnam Science Academy, Conn.) |
| 42 | Mark Laros | C | 6-10 | 223 | Sr. | 4th | Hengelo, Netherlands (Montessori College Twente/Mineral Area College) |

* Walk-on

Will sit out the season due to NCAA Division I transfer regulations

Head Coach: Rick Ray, Fourth Year (Grand View College, 1994)

Associate Head Coach Coach: Adam Gordon, Fourth Year (Tampa, 2006)

Assistant Coach: Nick Lagroone, Fourth Year (Southern Wesleyan, 2011)

Assistant Coach: Keith Pickens, First Year (Missouri State, 2013)

Director of Operations: Al Myers, First Year (Wichita State, 1992)

Graduate Assistant: Kevin Kozan, First Year (Henderson State, 2016)



Pronunciations

Khalil Cuffee kah-leel
 Oscar Kao cow
 Mark Laros lair-ohs
 Nygal Russell nye-juhl

Breakdown by Class

Seniors 4
 Juniors 2
 Sophomores 3
 Freshmen 6

2018-19 OHIO VALLEY CONFERENCE STANDINGS (AS OF NOV. 28)

| | OVC | | | | | | Overall | | | | | |
|---------------------------|------------|--------------|------------|------------|----------|------------|--------------|------------|------------|------------|-----------|--|
| | Record | Pct. | Home | Away | Streak | Record | Pct. | Home | Away | Neutral | Streak | |
| Belmont | 0-0 | 0.000 | 0-0 | 0-0 | - | 5-0 | 1.000 | 3-0 | 2-0 | 0-0 | W5 | |
| Murray State | 0-0 | 0.000 | 0-0 | 0-0 | - | 3-1 | 0.750 | 3-0 | 0-1 | 0-0 | L1 | |
| Southeast Missouri | 0-0 | 0.000 | 0-0 | 0-0 | - | 4-3 | 0.571 | 2-0 | 0-3 | 2-0 | W1 | |
| UT Martin | 0-0 | 0.000 | 0-0 | 0-0 | - | 2-2 | 0.500 | 2-0 | 0-2 | 0-0 | W1 | |
| Jacksonville State | 0-0 | 0.000 | 0-0 | 0-0 | - | 3-3 | 0.500 | 1-0 | 0-3 | 2-0 | W3 | |
| Eastern Illinois | 0-0 | 0.000 | 0-0 | 0-0 | - | 3-4 | 0.429 | 1-1 | 0-2 | 2-1 | L2 | |
| Eastern Kentucky | 0-0 | 0.000 | 0-0 | 0-0 | - | 3-4 | 0.429 | 1-1 | 1-1 | 1-2 | L1 | |
| Austin Peay | 0-0 | 0.000 | 0-0 | 0-0 | - | 2-4 | 0.333 | 1-0 | 0-3 | 1-1 | L2 | |
| Tennessee State | 0-0 | 0.000 | 0-0 | 0-0 | - | 2-4 | 0.333 | 2-1 | 0-3 | 0-0 | L2 | |
| Morehead State | 0-0 | 0.000 | 0-0 | 0-0 | - | 2-5 | 0.286 | 1-2 | 0-2 | 1-1 | L3 | |
| SIUE | 0-0 | 0.000 | 0-0 | 0-0 | - | 1-4 | 0.200 | 1-2 | 0-2 | 0-0 | L1 | |
| Tennessee Tech | 0-0 | 0.000 | 0-0 | 0-0 | - | 1-6 | 0.143 | 1-2 | 0-4 | 0-0 | L1 | |



YOUR REDHAWKS

2018-19 BASKETBALL NOTES / WESTERN ILLINOIS GAME

Same Starting Five

The Redhawks have gone with the same five starters through their first seven games of the 2018-19 season. Guards Jonathan Dalton, Ledarrius Brewer and Skyler Hogan, and forwards Isaiah Gable and Sage Tolbert have started every contest. It is the first time Southeast Missouri went with the same five starters in each of its first seven games of a season under head coach Rick Ray.

First Win

Southeast Missouri picked up its first win of the season with a 102-66 pasting of NCAA Division II member Quincy (Nov. 12). Freshman Alex Caldwell scored 15 points to lead six Redhawks in double figures. Eleven different players ended up in the scoring column for SEMO, which drained 14 three-pointers and shot a blazing 62.9 percent (39-of-62) from the field. The Redhawks also finished with 22 assists and turned the ball over seven times, including only twice in the second half. It was SEMO's 27th consecutive win over a non-Division I program.

Strong Showing in Alabama

The Redhawks wrapped up the Ungar Classic in Mobile, Alabama with a 2-1 record and second-place finish behind tournament host South Alabama. Southeast Missouri beat Jacksonville, 77-71, on Nov. 16, Chattanooga,

63-42, on Nov. 17 and fell to South Alabama, 79-58, on Nov. 19. SEMO had a three-game winning streak prior to its loss against the Jaguars.

Hogan Named OVC Newcomer of the Week

Southeast Missouri guard Skyler Hogan was named Ohio Valley Conference Newcomer of the Week on Nov. 19. Hogan won the first OVC weekly award of his career. A transfer from Embry-Riddle, Hogan led SEMO to three victories last week, including two at the South Alabama Ungar Classic. He averaged 13.7 points and 5.3 rebounds per game, while shooting 48.4 percent (15-of-31) from the field, 58.3 percent (7-of-12) from 3-point range and a perfect 4-of-4 at the free throw line. The redshirt-junior scored in double figures all three contests. He had 12 points and three rebounds in 21 minutes against Quincy (Nov. 12) and followed that up with 14 points and seven rebounds against Jacksonville (Nov. 16). Hogan then ended the week by scoring 15 points, grabbing six rebounds and gathering two blocks in a 21-point win over Chattanooga (Nov. 17). Additionally, he committed only one turnover in 76 minutes of playing time. Austin Peay's Terry Taylor (Player) and Belmont's Nick Muszynski (Freshman) rounded out this week's honorees.

2018-19 STATS COMPARISON

| WIU | SEMO |
|--|------|
| 3-4.....Record..... | 4-3 |
| 0-0.....Conference Record..... | 0-0 |
| 76.3.....Points Per Game..... | 70.6 |
| 68.7.....Opp. Points Per Game..... | 67.1 |
| +7.6.....Scoring Margin..... | +3.4 |
| .455.....Field Goal Percentage..... | .437 |
| .390.....Opp. Field Goal Percentage..... | .400 |
| .378.....3-Point Field Goal Percentage..... | .327 |
| .335.....Opp. 3-Point Field Goal Percentage..... | .259 |
| .714.....Free Throw Percentage..... | .694 |
| .614.....Opp. Free Throw Percentage..... | .643 |
| 39.9.....Rebounds Per Game..... | 40.6 |
| 38.4.....Opp. Rebounds Per Game..... | 34.4 |
| +1.4.....Rebounding Margin..... | +6.1 |
| 10.7.....Assists Per Game..... | 13.4 |
| 12.3.....Turnovers Per Game..... | 15.3 |
| -0.1.....Turnover Margin..... | -2.9 |
| 5.1.....Blocks Per Game..... | 2.1 |
| 6.6.....Steals Per Game..... | 5.1 |

THIS WEEK'S SCHEDULE/RESULTS

Tuesday, November 27

Southeast Missouri 72, Missouri S&T 69

Northern Kentucky 93, Morehead State 71

Wednesday, November 28

Jacksonville State 101, Carver College 61

#6 Tennessee 95, Eastern Kentucky 67

Winthrop 82, Tennessee Tech 70

Purdue Fort Wayne 104, Eastern Illinois 60

Western Illinois 83, SIUE 58

Thursday, November 29

Belmont at Samford, 6:30 p.m., CT

Austin Peay at Troy, 7:15 p.m., CT

Friday, November 30

Ohio-Chillicothe at Morehead State, 10:05 a.m., CT

Saturday, December 1

Jacksonville State at North Alabama, Noon, CT

Tennessee Tech at Chattanooga, 1 p.m., CT

Eastern Kentucky at High Point, 1 p.m., CT

Belmont at Green Bay, 1 p.m., CT

Southern Illinois at SIUE, 2 p.m., CT

Eastern Illinois at Chicago State, 2 p.m., CT

Tennessee State at Western Kentucky, 6 p.m., CT

Austin Peay at Alabama A&M, 6 p.m., CT

Western Illinois at Southeast Missouri, 6:30 p.m., CT

Prairie View A&M at Murray State, 7 p.m., CT

UNC Asheville at UT Martin, 7:30 p.m., CT

SOUTHEAST MISSOURI PROBABLE STARTERS



3

Skyler Hogan
G / 6-5 / 213 / Jr.
Melbourne, Fla.

10.1 ppg, 4.1 rpg,
0.4 apg



5

Jonathan Dalton
G / 5-10 / 155 / Sr.
New Orleans, La.


5.7 ppg, 2.3 rpg,
3.6 apg



13

Isaiah Gable
F / 6-7 / 195 / So.
Greenville, Ohio

4.3 ppg, 3.0 rpg,
0.9 apg



23

Sage Tolbert
F / 6-8 / 200 / Fr.
Richmond, Texas

7.6 ppg, 5.9 rpg,
0.3 apg



25

Ledarrius Brewer
G / 6-5 / 200 / So.
Meridian, Miss.

13.7 ppg, 7.3 rpg,
2.6 apg

YOUR REDHAWKS

2018-19 BASKETBALL NOTES / WESTERN ILLINOIS GAME

HONORS & AWARDS

Preseason All-OVC

Ledarrius Brewer, So., G

OVC Newcomer of the Week

Skyler Hogan, G, Nov. 19

2018-19 OVC PRESEASON POLL

Team (First-Place Votes)

| | |
|-----------------------------|-----|
| Belmont (8)..... | 227 |
| Murray State (9)..... | 221 |
| Jacksonville State (7)..... | 211 |
| Austin Peay..... | 188 |
| Tennessee Tech..... | 135 |
| Eastern Kentucky..... | 118 |
| Eastern Illinois..... | 116 |
| Tennessee State..... | 101 |
| Southeast Missouri..... | 82 |
| Morehead State..... | 78 |
| UT Martin..... | 77 |
| SIU Edwardsville..... | 30 |

2018-19 PRESEASON ALL-OVC TEAM

Name, Position, School

Shaq Buchanan, G, Murray State

Leddarrius Brewer, G, Southeast Missouri

Jason Burnell, F, Jacksonville State

Christian Cunningham, F, Jacksonville State

Lamontray Harris, F, Morehead State

Fatodd Lewis, F, UT Martin

Terrell Lewis, G, Eastern Illinois

Nick Mayo, F, Eastern Kentucky

Kevin McClain, G, Belmont

Ja Morant, G, Murray State

Terry Taylor, G/F, Austin Peay

Dylan Windler, G/F, Belmont

Preseason Player of the Year

Dylan Windler, G/F, Belmont

On the Way to 100

Ledarrius Brewer is making his way closer to the 100 mark in career free throws and 3-pointers made. Brewer has drained 83 three-pointers and 86 free throws through 38 games and 34 starts as a Redhawk.

Redhawks Win Home-Opener

With its 102-66 victory over Quincy (Nov. 12), Southeast Missouri improved to 21-6 all-time in home-openers since joining the NCAA Division I ranks in 1991-92. The Redhawks opened their home slate with a win in six of the last seven years and posted victories in 13 of their last 16 home-opening dates.

Century Mark

The Redhawks scored 100 points for the first time with Rick Ray as their head coach when they beat Quincy, 102-66, on Nov. 12. It was Southeast Missouri's most points in a game since it put up 118 in a 118-115 double overtime win over Murray State on Mar. 1, 2014. SEMO's previous high in points under Ray was 95 in a 96-95 overtime loss at Louisiana Tech on Nov. 13, 2017.

The Defense Rests

Southeast Missouri ranks second in the Ohio Valley Conference in scoring defense allowing 67.1 points per game in seven contests. Chattanooga's 42 points were the fewest allowed by SEMO this season. Murray State leads the league in that category with 58.5 points per game allowed. The Redhawks are also third in field goal percentage defense (.400).

Brewer Clears 500 Career Points

Sophomore guard Ledarrius Brewer cleared 500 career points at the Ungar Classic in Mobile, Ala. (Nov. 16, 17 & 19). Brewer, who has scored double figures in all seven games this season, enters the weekend with 545 points and a career 14.3 points per game average. He has played in 38 games and logged 34 starts as a Redhawk.

Cuffee and Laros Nab Career-Highs

In his first career Division I game, Khalil Cuffee scored a career-high 12 points in eight minutes off the bench against Quincy (Nov. 12). Cuffee knocked down two 3-pointers and shot 5-of-6 from the field. He also dished out one assist and had two steals. Cuffee scored the basket that gave SEMO 100 points and followed with another bucket to put the Redhawks over that mark. Laros, meanwhile, notched a career-high 13 points on 6-of-8 field goals and 1-of-2 free throws off the bench. He added three rebounds and one assist in 21 minutes.

Caldwell of to a Good Start

Freshman point guard Alex Caldwell is off to a strong start in his rookie campaign. Caldwell scored double figures in three of his first four games at Southeast Missouri. He is third on the team in scoring with 9.7 points a game.

Give it Up for the Freshmen

Freshmen Alex Caldwell (68), Khalil Cuffee (15), Sage Tolbert (53), Nygal Russell (35) and Gabe McGlothlin (34) combined for 205 of Southeast Missouri's 494 points through seven games. SEMO's freshmen have accounted for 41.4 percent of the scoring in that stretch.

Brewer Time

Sophomore guard Ledarrius Brewer is Southeast Missouri's top scorer with 13.7 points a game through seven starts this season. Brewer boasts a team-high 7.3 rebounds per contest and ranks first in 3-pointers made (12) and second in assists (18). He is presently 14th in the Ohio Valley Conference in scoring.

First Career Starts

Sophomore Isaiah Gable, junior Skyler Hogan and freshman Sage Tolbert made their first career starts at Saint Louis (Nov. 6). Gable scored six points, Tolbert added seven points and five rebounds, and Hogan added four points and four boards.

Division I Debuts

Six different Redhawks, including Sage Tolbert, Skyler Hogan, Alex Caldwell, Oscar Kao, Nygal Russell and Gabe McGlothlin played their first

YOUR REDHAWKS

2018-19 BASKETBALL NOTES / WESTERN ILLINOIS GAME

NCAA Division I game at Saint Louis (Nov. 6). Caldwell (14), Tolbert (7) and McGlothan (7), all freshmen, combined for 28 points.

Brewer Leads the Way

Ledarrius Brewer began the season with a team-high 18 points against Saint Louis (Nov. 6). Brewer shot 7-of-17 from the field, knocked down a pair of 3-pointers, made two free throws and grabbed seven rebounds in a team-best 33 minutes. He dished out two assists and collected two steals, as well. Brewer followed that performance up with 11 points and eight rebounds at Bradley (Nov. 10) and 10 points and four boards against Quincy (Nov. 12). Brewer has a total of 29 career double figure scoring games.

Non-Conference Play

The Redhawks have 19 non-conference wins with Rick Ray as their head coach. Southeast Missouri's most non-conference victories in a season under Ray stand at six during both the 2016-17 and 2017-18 campaigns. SEMO ended a four-game losing streak against non-conference opponents with a 102-66 victory over Quincy (Nov. 12).

Scoring Streak

Sophomore guard Ledarrius Brewer has scored in 27-consecutive starts dating back to last season. Brewer scored double figures in 15-straight games and 25 of his previous 28.

Laros Steps Up

Mark Laros scored double figures in back-to-back games for the first time in his NCAA Division I career. Laros pitched in a career-high 13 points off the bench against Quincy (Nov. 12) and followed that up with 11 points and eight rebounds four days later vs. Jacksonville (Nov. 16). He is averaging 6.9 points and 4.3 rebounds per game through seven contests this season. Laros also went over 100 career rebounds (124).

Brewer Lands Preseason All-OVC Honors

Sophomore guard Ledarrius Brewer was named to the 2018-19 Preseason All-Ohio Valley Conference Team on Oct. 23. A native of Meridian, Mississippi, Brewer averaged 14.5

points per game as SEMO's second-leading scorer as a freshman. He played in 31 games, made 27 starts and led the Redhawks with 71 three-pointers made. Brewer ranked 14th in the OVC in scoring, 15th in free throw percentage (.740), sixth in 3-point field goals made (2.3 per game) and 21st in minutes played (29.4 mpg). He scored double figures in 24 of his 27 starts, while also leading the team in blocks (16). Additionally, Brewer rated second in the team in assists (57) and third in steals (29) as an OVC All-Newcomer selection during his rookie campaign.

Welcome to Division I

This season marks the first year of NCAA Division I basketball for nine players on Southeast Missouri's roster. Skyler Hogan, Khalil Cuffee, Alex Caldwell, Jordan Love, Oscar Kao, Nygal Russell, Jack Lake, Sage Tolbert and Gabe McGlothan are new to the NCAA Division I scene this year. Hogan, Caldwell, Kao, Russell, Tolbert and McGlothan saw action in their first Division I game at Saint Louis (Nov. 6).

Fourth Year

Rick Ray is in his fourth year as Southeast Missouri's head coach. From top to bottom, SEMO has its most talented roster with Ray at the helm. The Redhawks finished their 2017-18 season with an overall record of 14-17 and 8-10 in the Ohio Valley Conference. SEMO finished seventh in the OVC standings, three spots ahead of where it was picked in the league's Preseason Poll (10th).

Eligible for Postseason Play

The NCAA's academic and membership affairs granted Southeast Missouri full relief from all practice and competition restrictions for the 2018-19 academic year related to the team's four-year Academic Progress Rate score. Having improved their score and put in place a number of departmental enhancements, the Redhawks will be able to compete in the postseason and there will be zero restrictions this upcoming season. In 2017-18, SEMO was unable to compete in the postseason due to a NCAA Academic Progress Rate historic penalty.

SHOW ME CENTER INFORMATION

Photographers

Photographers working the floor level at the Show Me Center are required to shoot from behind the dash lines along the baselines and must sit on the floor in those areas. The Director of Strategic Communications may identify other positions off the court where photographers may work, provided the view is not blocked for fans. At no time may photographers work directly from behind the official scorer's table and team benches, and in front of any courtside signage. No tripods may be placed on or beside the court.

Postgame Procedure

All interview requests for Southeast student-athletes must be made to a member of the Southeast Missouri Strategic Communications staff prior to the end of each game. Student-athletes will be escorted to postgame press conferences in the front meeting rooms of the Show Me Center. Media representatives are not allowed in the dressing room area. Redhawks head coach Rick Ray will address the media during press conferences after every game and the opposing head coach will be invited upon request. Ray will join press conferences immediately after his postgame radio obligation with the Redhawks Radio Network.

Credentials

Credentials are required for entrance to the Show Me Center. To request season or single game credentials, please contact Southeast Missouri Assistant Director of Athletics for Strategic Communications Jeff Honza by phone (573) 651-2933 or email jhonza@semo.edu / redhawk1@me.com. Credentials can be picked up at the NCAA pass gate located inside the main entrance of the Show Me Center.

Press Row

Media will be issued assigned seats course side on the north side of the Show Me Center. Press row is reserved for working media only. Professional decorum is expected at all times. Cheering or outward expression is strictly prohibited.

Gameday Information

Game notes, rosters, statistics and other information is available on press row and in the media workroom at the Show Me Center on gamedays. Weekly releases will be published online at GoSoutheast.com.

Phone Lines

One phone line will be provided to the visiting team's official radio station courtesy of the Redhawks Radio Network. If additional phone lines are needed, they must be secured by calling (573) 651-2275 at least one week in advance.

Wireless Internet

The Show Me Center is equipped with wireless internet. Please see a member of the Southeast Missouri Strategic Communications staff for login information.

YOUR REDHAWKS

2018-19 BASKETBALL NOTES



► Head Coach
► Fourth Year
► Grand View College, 1994



RICK RAY

**RICK RAY
IS IN HIS FOURTH
SEASON AT
SOUTHEAST
MISSOURI IN
2018-19.**

Rick Ray has the Southeast Missouri men's basketball program moving in the right direction as the Redhawks continue to show significant

improvement under his leadership.

SEMO finished its 2017-18 season with an overall record of 14-17 and 8-10 mark in the Ohio Valley Conference. The Redhawks finished seventh in the league standings, three spots ahead of where they were picked in the preseason poll.

The Redhawks drained a single-season school record 289 three-pointers in Ray's third year as head coach last season. SEMO made 10 or more 3-pointers in 15 contests and led the

OVC with a .392 three-point field goal percentage.

Guards Denzel Mahoney and Ledarrius Brewer represented SEMO on the 2017-18 All-Ohio Valley Conference teams. Mahoney earned first-team honors, while Brewer secured All-Newcomer accolades. Brewer, who ranked second on the team in scoring as a freshman, returns to the perimeter this upcoming season.

A year before that, Ray led SEMO to a +10 increase in the win column as the Redhawks were the 22nd Most Improved Team in NCAA Division I Basketball. SEMO finished at 15-18 overall and second in the Ohio Valley Conference West Division with a 9-7 mark after going 5-24 and placing last in the OVC in 2015-16.

SEMO made its 15th all-time OVC Tournament appearance with Ray winning the first game he coached at the event when the Redhawks erased a 14-point deficit to beat Tennessee State in overtime.

Statistically, SEMO made huge strides from the previous season. The Redhawks ranked among the top-five in the OVC in several categories, including steals (1st, 7.7), assist/turnover ratio (5th, 1.1) and 3-point field goals made (5th, 8.0). SEMO made its biggest jump from the 2015-16 season in turnover margin (8th to 1st), 3-point field goal percentage (last to 2nd) and free throw percentage (last to 2nd). Nationally, the Redhawks went from 331st to 49th in free throw percentage and 336th to 59th in total 3-point field goals made, while improving in many

other areas during the 2016-17 campaign.

Additionally, Ray coached a pair of All-OVC selections in guards Antonius Cleveland and Denzel Mahoney. Cleveland, who earned first-team honors, became the first SEMO player to make the national College Slam Dunk Championship and initially agreed to a deal with the Golden State Warriors. He played with both the Dallas Mavericks and Atlanta Hawks before joining the Chicago Bulls on July 23, 2018.

Mahoney was the league's Freshman of the Year, a second-team pick, All-Newcomer selection and OVC All-Tournament Team honoree. It was the first time the Redhawks had multiple All-OVC selections since 2013-14 (Tyler Stone, Jarekious Bradley).

Following the 2016-17 campaign, Ray received a two-year contract extension that runs through the 2020-21 season.

Ray was introduced as the 20th head coach in SEMO men's basketball history on April 13, 2015. He is the first African-American head coach in the 111-year history of the program.

A tireless worker, Ray is structuring his program to achieve success both on the court and in the classroom.

In his first summer on the job, Ray challenged his players to excel academically and they did so by accumulating a 3.38 grade point average, the program's highest in a summer term.

Twelve of the 15 players enrolled in summer classes posted a 3.0 or higher GPA. To



YOUR REDHAWKS

2018-19 BASKETBALL NOTES

take it even further, Ray convinced other players to remain on campus and finish what they started. As a result, seven players graduated. Nino Johnson, Jarekious Bradley, Darrian Gray and J.J. Thompson, along with former players Corey Wilford, Waylon Jones and Dainmon Gonner all earned their bachelor degrees.

The next summer, the Redhawks recorded a 3.33 GPA with six players achieving a 4.0 and 11 notching a 3.0 or higher GPA.

In Fall, 2017, SEMO's men's basketball team made the biggest improvement of all Redhawk athletic teams from the previous Fall, 2016 semester when it raised its grade point average .613 points to a 3.08. That fall, the basketball team was the only men's sport that registered a 3.0 GPA.

Ray's 2015-16 team was the first to play in a newly-renovated Show Me Center, which has served as home to Redhawk Basketball since 1987.

One of the best basketball arenas in the OVC, the Show Me Center received a new state-of-the-art center-hung video board, brand new telescopic seating, a new exterior roof and additional improvements to lighting and sound systems. All renovations were completed for the 2015-16 campaign.

Prior to SEMO, Ray spent three seasons as head coach at Mississippi State. He led the Bulldogs to a 2-2 mark in the SEC Tournament, including an upset win against Vanderbilt in 2013-14. Ray helped the development of two All-SEC

freshmen in Craig Sword and Gavin Ware, as his recruiting classes received national attention. In addition, Ray had a 100 percent graduation rate during his tenure at MSU.

Certainly no stranger to NCAA postseason play, Ray has been an assistant at three different institutions that enjoyed success at the highest level.

Before arriving in Starkville, Mississippi, Ray spent two seasons at Clemson, where he was associate head coach to Brad Brownell. Ray also spent four successful years on the staff of Matt Painter at Purdue. He began his Division I coaching career at Indiana State, serving seven seasons.

All three programs participated in the NCAA Tournament. While at Clemson coaching in the highly-competitive Atlantic Coast Conference, the Tigers won 38 games during Ray's two-year stint as associate head coach. In 2010-11, the Tigers finished the year with a 22-12 overall record and 9-7 mark in the ACC en route to making the NCAA Tournament for the fourth-straight season. Clemson advanced to the second round of the tournament that year.

Ray was an assistant coach from 2006-10 under Painter at Purdue, where the Boilermakers won 103 games during his first four years on staff, including 15 victories over Top 25 competition. During his tenure, Purdue advanced to the NCAA Tournament each season and made the Sweet 16 his last two years there.

In 2009, the Boilermakers won the Big Ten Tournament and secured a No. 5 seed in the NCAA Tournament. A year later, Ray helped the Boilermakers to 29 wins, tied for the most in Purdue history for a single season. Purdue earned a No. 4 seed and lost in the round of 16 to eventual NCAA champion Duke during the 2010 NCAA Tournament.

Ray was part of the 2006-07 Purdue staff that signed arguably the top class in school history, a group that was rated No. 5 nationally by Scout.com and No. 6 by Rivals.com. That class included All-Americans Robbie Hummel and JaJuan Johnson and current NBA player E'Twaun Moore.

While at Purdue, Ray was on Painter's staff that also included Cuonzo Martin, who recently completed his second season at Cal, and Paul Lusk, who is head coach at Missouri State.

Ray coached at Missouri Valley Conference member Indiana State for a period of seven years (1997-2004), helping ISU to consecutive 20-win seasons and NCAA Tournament appearances in 1999-2000 and 2000-01. In 1999-2000, the Sycamores compiled a 14-4 record in the MVC and won the regular season title. ISU then won the MVC Tournament the following season. The Sycamores later upset No. 4 seed Oklahoma in the first round of the 2001 NCAA Tournament. In addition, Ray was part of the ISU staff that defeated perennial power Indiana in back-to-back seasons.

Following his time at ISU, Ray spent two seasons (2004-06) as an assistant coach and recruiting coordinator at Northern Illinois. In 2005-06, the Huskies were regular season Western Division champions in the Mid-American Conference for the first time in school history with a 17-11 overall record and 12-6 ledger in the MAC.

Ray began his coaching career as a graduate assistant at the University of Nebraska-Omaha, a Division II program. He helped orchestrate a seven-win turnaround during his second season in 1996-97.

A standout player for Grand View College (Iowa), Ray was an All-American Scholar-Athlete and honorable mention all-conference performer in 1993.

He earned his undergraduate degree in applied mathematics and secondary education from Grand View in 1994. Ray received his master's degree in athletic administration from Nebraska-Omaha in 1997.

Those type of heralded credentials helped Ray make the transition to head coach.

In 2013, he was the recipient of Grand View's Distinguished Alumni Award.

Born in Gardena, California, Ray moved to Kansas City, Kansas with his family when he was six years old.

Ray and his wife, Breyana, have two sons, Deacon and Mason, and a daughter, Katriece.

YOUR REDHAWKS

2018-19 BASKETBALL NOTES

RAY YEAR-BY-YEAR RECORDS

| Year | School | Assignment | Record | Conference | Postseason |
|-----------|--------------------|----------------------|--------|------------|------------------------------|
| 1995-96 | Nebraska-Omaha | Graduate Assistant | - | - | - |
| 1996-97 | Nebraska-Omaha | Graduate Assistant | - | - | - |
| 1997-98 | Indiana State | Assistant Coach | 16-11 | 10-8 | - |
| 1998-99 | Indiana State | Assistant Coach | 15-12 | 10-8 | - |
| 1999-2000 | Indiana State | Assistant Coach | 22-10 | 14-4 | NCAA Tournament First Round |
| 2000-01 | Indiana State | Assistant Coach | 22-12 | 10-8 | NCAA Tournament Second Round |
| 2001-02 | Indiana State | Assistant Coach | 6-22 | 4-14 | - |
| 2002-03 | Indiana State | Assistant Coach | 7-24 | 2-16 | - |
| 2003-04 | Indiana State | Assistant Coach | 9-19 | 5-13 | - |
| 2004-05 | Northern Illinois | Assistant Coach | 11-17 | 7-11 | - |
| 2005-06 | Northern Illinois | Assistant Coach | 17-11 | 12-6 | - |
| 2006-07 | Purdue | Assistant Coach | 22-12 | 9-7 | NCAA Tournament Second Round |
| 2007-08 | Purdue | Assistant Coach | 25-9 | 15-3 | NCAA Tournament Second Round |
| 2008-09 | Purdue | Assistant Coach | 27-10 | 11-7 | NCAA Tournament Sweet 16 |
| 2009-10 | Purdue | Assistant Coach | 29-6 | 14-4 | NCAA Tournament Sweet 16 |
| 2010-11 | Clemson | Associate Head Coach | 22-12 | 9-7 | NCAA Tournament Second Round |
| 2011-12 | Clemson | Associate Head Coach | 16-15 | 8-8 | - |
| 2012-13 | Mississippi State | Head Coach | 10-22 | 4-14 | - |
| 2013-14 | Mississippi State | Head Coach | 14-19 | 3-15 | - |
| 2014-15 | Mississippi State | Head Coach | 13-19 | 6-12 | - |
| 2015-16 | Southeast Missouri | Head Coach | 5-24 | 2-14 | - |
| 2016-17 | Southeast Missouri | Head Coach | 15-18 | 9-7 | OVC Tournament Quarterfinals |
| 2017-18 | Southeast Missouri | Head Coach | 14-17 | 8-10 | - |
| 2018-19 | Southeast Missouri | Head Coach | 4-3 | 0-0 | - |

Career Record: 75-122 (7 years)

Record at Southeast Missouri: 38-62, 19-31 OVC (4 years)

Record at Mississippi State: 37-60, 13-41 SEC (3 years)

Record as a college assistant/associate head coach: 266-202

YOUR REDHAWKS


2018-19 BASKETBALL NOTES



0 ALEX CALDWELL
G / 6-0 / 170 / Fr.
Columbia, S.C.



1 KHALIL CUFFEE
G / 6-4 / 210 / R-Fr.
Fairburn, Ga.




2 JORDAN LOVE
G / 6-5 / 165 / Fr.
Durham, N.C.



3 SKYLER HOGAN
G / 6-5 / 213 / Jr.
Melbourne, Fla.




4 OSCAR KAO
G / 6-0 / 175 / So.
Taipei, Taiwan




5 JONATHAN DALTON
G / 5-10 / 155 / Sr.
New Orleans, La.




11 NYGAL RUSSELL
G / 6-4 / 195 / R-Fr.
Houston, Texas




13 ISAIAH GABLE
F / 6-7 / 195 / So.
Greenville, Ohio




14 QUATARRUS WILSON
F / 6-8 / 200 / Sr.
Mobile, Ala.



15 DONNIE LEWIS
G / 6-1 / 170 / Sr.
Lexington, Ky.



22 JACK LAKE
C / 6-8 / 215 / Sr.
Jackson, Mo.




23 SAGE TOLBERT
F / 6-8 / 200 / Fr.
Richmond, Texas



25 LEDARRUS BREWER
G / 6-5 / 200 / So.
Meridian, Miss.



30 GABE MCGLOTHLIN
F / 6-7 / 225 / Fr.
Gilbert, Ariz.



42 MARK LAROS
C / 6-10 / 223 / Sr.
Hengelo, Netherlands



RICK RAY
Head Coach
Fourth Season



ADAM GORDON
Associate Head Coach
Fourth Season



NICK LAGROONE
Assistant Coach
Fourth Season



KEITH PICKENS
Assistant Coach
First Season



KEVIN KOZAN
Graduate Assistant
First Season



AL MYERS
Director of Operations
First Season



YOUR REDHAWKS

2018-19 BASKETBALL NOTES



2018-19 Southeast Missouri Basketball Southeast Missouri Combined Team Statistics (as of Nov 28, 2018) All games



| RECORD: | OVERALL | HOME | AWAY | NEUTRAL |
|----------------|---------|------|------|---------|
| ALL GAMES | 4-3 | 2-0 | 0-3 | 2-0 |
| CONFERENCE | 0-0 | 0-0 | 0-0 | 0-0 |
| NON-CONFERENCE | 4-3 | 2-0 | 0-3 | 2-0 |

| # | Player | gp-gs | min | avg | Total | | 3-Point | | F-Throw | | Rebounds | | | | pf | dq | a | to | blk | stl | pts | avg |
|----------------|------------------|-------|------|------|---------|------|---------|------|---------|-------|----------|-----|-----|------|-----|----|----|-----|-----|-----|-----|------|
| | | | | | fg-fga | fg% | 3fg-fga | 3fg% | ft-fa | ft% | off | def | tot | avg | | | | | | | | |
| 25 | BREWER, Ledarius | 7-7 | 204 | 29.1 | 36-96 | .375 | 12-43 | .279 | 12-17 | .706 | 5 | 46 | 51 | 7.3 | 15 | 1 | 18 | 25 | 1 | 5 | 96 | 13.7 |
| 03 | HOGAN, Skyler | 7-7 | 180 | 25.7 | 27-60 | .450 | 10-24 | .417 | 7-7 | 1.000 | 8 | 21 | 29 | 4.1 | 13 | 0 | 3 | 9 | 2 | 2 | 71 | 10.1 |
| 00 | CALDWELL, Alex | 7-0 | 137 | 19.6 | 24-48 | .500 | 10-21 | .476 | 10-11 | .909 | 4 | 14 | 18 | 2.6 | 12 | 0 | 15 | 7 | 2 | 8 | 68 | 9.7 |
| 23 | TOLBERT, Sage | 7-7 | 154 | 22.0 | 21-42 | .500 | 0-2 | .000 | 11-17 | .647 | 20 | 21 | 41 | 5.9 | 25 | 2 | 2 | 18 | 3 | 5 | 53 | 7.6 |
| 42 | LAROS, Mark | 7-0 | 112 | 16.0 | 17-27 | .630 | 0-2 | .000 | 7-11 | .636 | 14 | 16 | 30 | 4.3 | 12 | 0 | 1 | 9 | 0 | 2 | 41 | 5.9 |
| 05 | DALTON, Jonathan | 7-7 | 162 | 23.1 | 12-23 | .522 | 5-8 | .625 | 11-15 | .733 | 2 | 14 | 16 | 2.3 | 11 | 0 | 25 | 13 | 0 | 3 | 40 | 5.7 |
| 01 | CUFFEE, Khalil | 3-0 | 14 | 4.7 | 6-10 | .600 | 3-7 | .429 | 0-2 | .000 | 0 | 1 | 1 | 0.3 | 1 | 0 | 1 | 2 | 0 | 2 | 15 | 5.0 |
| 11 | RUSSELL, Nygal | 7-0 | 108 | 15.4 | 13-30 | .433 | 3-9 | .333 | 6-11 | .545 | 1 | 21 | 22 | 3.1 | 13 | 1 | 9 | 7 | 0 | 3 | 35 | 5.0 |
| 30 | MCGLOTHAN, Gabe | 7-0 | 143 | 20.4 | 13-38 | .342 | 3-16 | .188 | 5-8 | .625 | 8 | 26 | 34 | 4.9 | 19 | 0 | 7 | 7 | 4 | 3 | 34 | 4.9 |
| 13 | GABLE, Isaiah | 7-7 | 134 | 19.1 | 9-34 | .265 | 6-25 | .240 | 6-9 | .667 | 1 | 20 | 21 | 3.0 | 14 | 0 | 6 | 7 | 3 | 2 | 30 | 4.3 |
| 04 | KAO, Oscar | 5-0 | 25 | 5.0 | 5-11 | .455 | 1-5 | .200 | 0-0 | .000 | 1 | 0 | 1 | 0.2 | 3 | 0 | 4 | 2 | 0 | 0 | 11 | 2.2 |
| 15 | LEWIS, Donnie | 5-0 | 27 | 5.4 | 0-0 | .000 | 0-0 | .000 | 0-0 | .000 | 0 | 1 | 1 | 0.2 | 4 | 0 | 3 | 0 | 0 | 1 | 0 | 0.0 |
| Team | | | | | | | | | | | 13 | 6 | 19 | | | | 1 | | | | | |
| Total..... | | 7 | 1400 | | 183-419 | .437 | 53-162 | .327 | 75-108 | .694 | 77 | 207 | 284 | 40.6 | 142 | 4 | 94 | 107 | 15 | 36 | 494 | 70.6 |
| Opponents..... | | 7 | 1400 | | 165-413 | .400 | 50-193 | .259 | 90-140 | .643 | 67 | 174 | 241 | 34.4 | 116 | - | 97 | 87 | 25 | 45 | 470 | 67.1 |

| TEAM STATISTICS | SEMO | OPP |
|------------------------|---------|---------|
| SCORING | 494 | 470 |
| Points per game | 70.6 | 67.1 |
| Scoring margin | +3.4 | - |
| FIELD GOALS-ATT | 183-419 | 165-413 |
| Field goal pct | .437 | .400 |
| 3 POINT FG-ATT | 53-162 | 50-193 |
| 3-point FG pct | .327 | .259 |
| 3-pt FG made per game | 7.6 | 7.1 |
| FREE THROWS-ATT | 75-108 | 90-140 |
| Free throw pct | .694 | .643 |
| F-Throws made per game | 10.7 | 12.9 |
| REBOUNDS | 284 | 241 |
| Rebounds per game | 40.6 | 34.4 |
| Rebounding margin | +6.1 | - |
| ASSISTS | 94 | 97 |
| Assists per game | 13.4 | 13.9 |
| TURNOVERS | 107 | 87 |
| Turnovers per game | 15.3 | 12.4 |
| Turnover margin | -2.9 | - |
| Assist/turnover ratio | 0.9 | 1.1 |
| STEALS | 36 | 45 |
| Steals per game | 5.1 | 6.4 |
| BLOCKS | 15 | 25 |
| Blocks per game | 2.1 | 3.6 |
| ATTENDANCE | 1418 | 12691 |
| Home games-Avg/Game | 2-709 | 3-4230 |
| Neutral site-Avg/Game | - | 2-0 |

| Date | Opponent | | Score | Att. |
|------------|------------------|---|--------|------|
| 11-06-18 | at Saint Louis | L | 65-75 | 6028 |
| 11-10-18 | at Bradley | L | 57-68 | 5181 |
| 11-12-18 | QUINCY | W | 102-66 | 768 |
| ! 11-16-18 | vs Jacksonville | W | 77-71 | 0 |
| ! 11-17-18 | vs Chattanooga | W | 63-42 | 0 |
| ! 11-19-18 | at South Alabama | L | 58-79 | 1482 |
| 11-27-18 | MISSOURI S&T | W | 72-69 | 650 |

* = Conference game

! = South Alabama Tournament - Mobile, Ala.

| Score by Periods | 1st | 2nd | Totals |
|--------------------|-----|-----|--------|
| Southeast Missouri | 228 | 266 | 494 |
| Opponents | 223 | 247 | 470 |

YOUR REDHAWKS

2018-19 BASKETBALL NOTES



2017-18 Southeast Missouri Basketball Southeast Missouri Combined Team Statistics (as of Feb 24, 2018) Conference games only



| RECORD: | OVERALL | HOME | AWAY | NEUTRAL |
|----------------|---------|------|------|---------|
| ALL GAMES | 8-10 | 4-5 | 4-5 | 0-0 |
| CONFERENCE | 8-10 | 4-5 | 4-5 | 0-0 |
| NON-CONFERENCE | 0-0 | 0-0 | 0-0 | 0-0 |

| # | Player | gp-gs | min | avg | Total | | 3-Point | | F-Throw | | Rebounds | | | | pf | dq | a | to | blk | stl | pts | avg |
|----------------|-------------------|-------|------|------|----------|------|---------|------|---------|-------|----------|-----|-----|------|-----|----|-----|-----|-----|-----|------|------|
| | | | | | fg-fga | fg% | 3fg-fga | 3fg% | ft-fa | ft% | off | def | tot | avg | | | | | | | | |
| 34 | MAHONEY, Denzel | 18-18 | 584 | 32.4 | 101-230 | .439 | 44-110 | .400 | 110-129 | .853 | 33 | 70 | 103 | 5.7 | 56 | 2 | 25 | 31 | 2 | 21 | 356 | 19.8 |
| 25 | BREWER, Ledarius | 18-18 | 570 | 31.7 | 98-224 | .438 | 47-132 | .356 | 56-75 | .747 | 8 | 66 | 74 | 4.1 | 34 | 1 | 19 | 36 | 11 | 16 | 299 | 16.6 |
| 23 | SIMMONS, Daniel | 18-9 | 469 | 26.1 | 81-165 | .491 | 28-61 | .459 | 41-63 | .651 | 7 | 68 | 75 | 4.2 | 46 | 1 | 29 | 41 | 2 | 20 | 231 | 12.8 |
| 20 | CARPENTER, Justin | 18-16 | 387 | 21.5 | 53-106 | .500 | 3-10 | .300 | 28-44 | .636 | 33 | 40 | 73 | 4.1 | 52 | 0 | 9 | 21 | 5 | 6 | 137 | 7.6 |
| 05 | DALTON, Jonathan | 18-18 | 598 | 33.2 | 36-77 | .468 | 15-38 | .395 | 23-36 | .639 | 10 | 31 | 41 | 2.3 | 37 | 1 | 101 | 38 | 0 | 22 | 110 | 6.1 |
| 04 | VRANES, Milos | 17-7 | 310 | 18.2 | 31-70 | .443 | 20-48 | .417 | 9-16 | .563 | 14 | 41 | 55 | 3.2 | 35 | 1 | 9 | 25 | 2 | 7 | 91 | 5.4 |
| 13 | GABLE, Isaiah | 4-0 | 47 | 11.8 | 7-17 | .412 | 2-9 | .222 | 3-4 | .750 | 5 | 6 | 11 | 2.8 | 5 | 0 | 2 | 1 | 0 | 0 | 19 | 4.8 |
| 03 | KOWALSKI, Ray | 14-0 | 207 | 14.8 | 20-43 | .465 | 17-35 | .486 | 4-4 | 1.000 | 1 | 11 | 12 | 0.9 | 11 | 0 | 7 | 11 | 0 | 3 | 61 | 4.4 |
| 42 | LAROS, Mark | 18-2 | 260 | 14.4 | 28-43 | .651 | 0-4 | .000 | 2-7 | .286 | 21 | 36 | 57 | 3.2 | 25 | 0 | 7 | 18 | 5 | 4 | 58 | 3.2 |
| 15 | LEWIS, Donnie | 18-2 | 193 | 10.7 | 5-11 | .455 | 4-8 | .500 | 6-13 | .462 | 3 | 14 | 17 | 0.9 | 20 | 0 | 31 | 12 | 0 | 5 | 20 | 1.1 |
| Team | | | | | | | | | | | 18 | 37 | 55 | | 2 | | | 4 | | | | |
| Total..... | | 18 | 3625 | | 460-986 | .467 | 180-455 | .396 | 282-391 | .721 | 153 | 420 | 573 | 31.8 | 323 | 6 | 239 | 238 | 27 | 104 | 1382 | 76.8 |
| Opponents..... | | 18 | 3625 | | 506-1055 | .480 | 155-419 | .370 | 257-352 | .730 | 182 | 439 | 621 | 34.5 | 335 | - | 244 | 229 | 63 | 97 | 1424 | 79.1 |

| TEAM STATISTICS | SEMO | OPP |
|------------------------|---------|----------|
| SCORING | 1382 | 1424 |
| Points per game | 76.8 | 79.1 |
| Scoring margin | -2.3 | - |
| FIELD GOALS-ATT | 460-986 | 506-1055 |
| Field goal pct | .467 | .480 |
| 3 POINT FG-ATT | 180-455 | 155-419 |
| 3-point FG pct | .396 | .370 |
| 3-pt FG made per game | 10.0 | 8.6 |
| FREE THROWS-ATT | 282-391 | 257-352 |
| Free throw pct | .721 | .730 |
| F-Throws made per game | 15.7 | 14.3 |
| REBOUNDS | 573 | 621 |
| Rebounds per game | 31.8 | 34.5 |
| Rebounding margin | -2.7 | - |
| ASSISTS | 239 | 244 |
| Assists per game | 13.3 | 13.6 |
| TURNOVERS | 238 | 229 |
| Turnovers per game | 13.2 | 12.7 |
| Turnover margin | -0.5 | - |
| Assist/turnover ratio | 1.0 | 1.1 |
| STEALS | 104 | 97 |
| Steals per game | 5.8 | 5.4 |
| BLOCKS | 27 | 63 |
| Blocks per game | 1.5 | 3.5 |
| ATTENDANCE | 12539 | 18745 |
| Home games-Avg/Game | 9-1393 | 9-2083 |
| Neutral site-Avg/Game | - | 0-0 |

| Score by Periods | 1st | 2nd | OT | Totals |
|--------------------|-----|-----|----|--------|
| Southeast Missouri | 634 | 741 | 7 | 1382 |
| Opponents | 662 | 759 | 3 | 1424 |

| Date | Opponent | Score | Att. |
|------------|-----------------------|-----------|------|
| * 12-28-17 | BELMONT | L 72-94 | 1310 |
| * 12-31-17 | TENNESSEE STATE | w 77-65 | 615 |
| * 01-04-18 | at Murray St. | L 73-89 | 2728 |
| * 01-06-18 | at Austin Peay | L 71-76 | 1825 |
| * 01-11-18 | MOREHEAD STATE | w 78-75 | 915 |
| * 01-13-18 | EASTERN KENTUCKY | L 86-91 | 1206 |
| * 01-18-18 | at SIUE | w 86-74 | 1147 |
| * 01-20-18 | at Eastern Illinois | w 86-74 | 1369 |
| * 01-25-18 | at Tennessee Tech | L 65-76 | 1936 |
| * 01-27-18 | at Jacksonville State | L 60-78 | 2688 |
| * 02-01-18 | MURRAY STATE | L 75-87 | 2035 |
| * 02-03-18 | AUSTIN PEAY | L 81-96 | 2234 |
| * 02-08-18 | at Morehead State | w 78-62 | 3315 |
| * 02-10-18 | at UT Martin | Wot 81-77 | 1897 |
| * 02-15-18 | EASTERN ILLINOIS | w 80-73 | 825 |
| * 02-17-18 | SIUE | w 79-74 | 1697 |
| * 02-22-18 | at Eastern Kentucky | L 88-91 | 1840 |
| * 02-24-18 | UT MARTIN | L 66-72 | 1702 |

* = Conference game
\$ = Cancun Challenge

YOUR REDHAWKS

2018-19 BASKETBALL NOTES

Comparison Game-by-Game (Southeast Missouri/Opponent)

| Opponent | 1st | 2nd | Score | Mar | Total FG | FG Pct | 3-Pointers | 3FG Pct | Free Throws | FT Pct | Rebounds (Mar) | Assist | T/Over | Block | Steal | Fouls |
|--------------------------|-------|-------|--------|------|-------------|-----------|------------|-----------|-------------|-----------|----------------|--------|--------|-------|-------|-------|
| Saint Louis | 24/40 | 41/35 | 65-75 | (10) | 25-58/26-54 | .431/.481 | 7-17/4-25 | .412/.160 | 8-10/19-33 | .800/.576 | 31/39 (8) | 14/16 | 16/14 | 1/4 | 4/9 | 28/15 |
| Bradley | 23/31 | 34/37 | 57-68 | (11) | 18-57/29-49 | .316/.388 | 4-23/8-23 | .174/.348 | 17-25/22-32 | .680/.688 | 40/37 +3 | 9/14 | 15/13 | 2/6 | 3/9 | 28/23 |
| Quincy | 53/32 | 49/34 | 102-66 | +36 | 39-62/23-62 | .629/.371 | 14-28/5-21 | .500/.238 | 10-14/15-10 | .714/.750 | 34/31 +3 | 22/11 | 7/12 | 2/2 | 7/2 | 21/14 |
| Jacksonville | 33/32 | 44/39 | 77-71 | +6 | 26-65/31-72 | .400/.431 | 9-25/6-28 | .360/.214 | 16-20/3-5 | .800/.600 | 49/35 +14 | 14/21 | 15/11 | 3/8 | 2/7 | 14/20 |
| UT Chattanooga | 26/17 | 37/25 | 63-42 | +21 | 25-56/15-59 | .446/.254 | 5-17/6-36 | .294/.167 | 8-10/6-10 | .800/.600 | 43/34 +9 | 10/7 | 17/13 | 3/0 | 5/4 | 16/14 |
| South Alabama | 30/39 | 28/40 | 58-79 | (21) | 21-62/27-57 | .339/.474 | 6-28/13-34 | .214/.382 | 10-16/12-21 | .625/.571 | 46/32 +14 | 13/19 | 15/8 | 2/4 | 4/6 | 17/18 |
| Missouri S&T | 39/32 | 33/37 | 72-69 | +3 | 29-59/24-60 | .492/.400 | 8-24/8-26 | .333/.308 | 6-13/13-19 | .462/.684 | 41/33 +8 | 12/9 | 22/16 | 2/1 | 11/8 | 18/12 |
| Western Illinois | | | | | | | | | | | | | | | | |
| Mississippi Valley State | | | | | | | | | | | | | | | | |
| Southern Illinois | | | | | | | | | | | | | | | | |
| The Citadel | | | | | | | | | | | | | | | | |
| Florida State | | | | | | | | | | | | | | | | |
| Abilene Christian | | | | | | | | | | | | | | | | |
| SIU Edwardsville | | | | | | | | | | | | | | | | |
| UT Martin | | | | | | | | | | | | | | | | |
| Austin Peay | | | | | | | | | | | | | | | | |
| Murray State | | | | | | | | | | | | | | | | |
| Morehead State | | | | | | | | | | | | | | | | |
| Eastern Kentucky | | | | | | | | | | | | | | | | |
| SIU Edwardsville | | | | | | | | | | | | | | | | |
| Eastern Illinois | | | | | | | | | | | | | | | | |
| Belmont | | | | | | | | | | | | | | | | |
| Tennessee State | | | | | | | | | | | | | | | | |
| Tennessee Tech | | | | | | | | | | | | | | | | |
| Jacksonville State | | | | | | | | | | | | | | | | |
| UT Martin | | | | | | | | | | | | | | | | |
| Eastern Illinois | | | | | | | | | | | | | | | | |
| Austin Peay | | | | | | | | | | | | | | | | |
| Murray State | | | | | | | | | | | | | | | | |
| Tennessee State | | | | | | | | | | | | | | | | |
| Belmont | | | | | | | | | | | | | | | | |

Points in the Paint, Second Chance Points, Points Off Turnovers, Fastbreak Points, Bench Points

| Opponent | W/L | POINTS IN THE PAINT | | 2ND CHANCE POINTS | | POINTS OFF TURNOVERS | | FAST BREAK POINTS | | BENCH POINTS | |
|--------------------------|-----|---------------------|------|-------------------|------|----------------------|------|-------------------|------|--------------|------|
| | | SEMO | OPP. | SEMO | OPP. | SEMO | OPP. | SEMO | OPP. | SEMO | OPP. |
| Saint Louis | L | 26 | 34 | 6 | 22 | 12 | 23 | 18 | 17 | 23 | 24 |
| Bradley | L | 24 | 22 | 11 | 7 | 15 | 17 | 2 | 10 | 16 | 16 |
| Quincy | W | 36 | 32 | 10 | 12 | 12 | 11 | 8 | 2 | 58 | 22 |
| Jacksonville | W | 30 | 40 | 17 | 8 | 10 | 15 | 11 | 13 | 36 | 19 |
| UT Chattanooga | W | 32 | 10 | 2 | 2 | 8 | 12 | 23 | 4 | 19 | 7 |
| South Alabama | L | 28 | 24 | 14 | 3 | 4 | 18 | 6 | 19 | 23 | 24 |
| Missouri S&T | W | 36 | 30 | 11 | 13 | 15 | 13 | 6 | 4 | 27 | 6 |
| Western Illinois | | | | | | | | | | | |
| Mississippi Valley State | | | | | | | | | | | |
| Southern Illinois | | | | | | | | | | | |
| The Citadel | | | | | | | | | | | |
| Florida State | | | | | | | | | | | |
| Abilene Christian | | | | | | | | | | | |
| SIU Edwardsville | | | | | | | | | | | |
| UT Martin | | | | | | | | | | | |
| Austin Peay | | | | | | | | | | | |
| Murray State | | | | | | | | | | | |
| Morehead State | | | | | | | | | | | |
| Eastern Kentucky | | | | | | | | | | | |
| SIU Edwardsville | | | | | | | | | | | |
| Eastern Illinois | | | | | | | | | | | |
| Belmont | | | | | | | | | | | |
| Tennessee State | | | | | | | | | | | |
| Tennessee Tech | | | | | | | | | | | |
| Jacksonville State | | | | | | | | | | | |
| UT Martin | | | | | | | | | | | |
| Eastern Illinois | | | | | | | | | | | |
| Austin Peay | | | | | | | | | | | |
| Murray State | | | | | | | | | | | |
| Tennessee State | | | | | | | | | | | |
| Belmont | | | | | | | | | | | |

YOUR REDHAWKS

2018-19 BASKETBALL NOTES

Game-by-Game Leaders

| Opponent | W/L | Score | Points | Rebounds | Assists | Blocks | Steals |
|--------------------------|-----|--------|---------------|---------------------|--------------------|----------------------------------|------------------------------------|
| Saint Louis | L | 65-75 | Brewer - 18 | Brewer - 7 | Caldwell - 4 | Gable - 1 | Brewer - 2 |
| Bradley | L | 57-68 | Tolbert - 13 | Brewer, Tolbert - 8 | Dalton, Brewer - 3 | Tolbert, McGlothan - 1 | Caldwell, McGlothan, Laros - 1 |
| Quincy | W | 102-66 | Caldwell - 15 | Brewer, Tolbert - 4 | Kao - 4 | Gable, Brewer - 1 | Cuffee - 2 |
| Jacksonville | W | 77-71 | Caldwell - 17 | Hogan, Brewer - 7 | Brewer - 6 | Tolbert, Caldwell, McGlothan - 1 | Caldwell, Laros - 1 |
| UT Chattanooga | W | 63-42 | Hogan - 15 | Tolbert - 10 | Brewer - 4 | Hogan - 2 | Tolbert, Caldwell - 2 |
| South Alabama | L | 79-58 | Tolbert - 11 | Laros - 9 | Dalton - 7 | Gable, McGlothan - 1 | Hogan, Dalton, Brewer, Russell - 1 |
| Missouri S&T | W | 72-69 | Brewer - 20 | Brewer - 11 | Caldwell - 4 | Caldwell, McGlothan - 1 | Caldwell - 3 |
| Western Illinois | | | | | | | |
| Mississippi Valley State | | | | | | | |
| Southern Illinois | | | | | | | |
| The Citadel | | | | | | | |
| Florida State | | | | | | | |
| Abilene Christian | | | | | | | |
| SIU Edwardsville | | | | | | | |
| UT Martin | | | | | | | |
| Austin Peay | | | | | | | |
| Murray State | | | | | | | |
| Morehead State | | | | | | | |
| Eastern Kentucky | | | | | | | |
| SIU Edwardsville | | | | | | | |
| Eastern Illinois | | | | | | | |
| Belmont | | | | | | | |
| Tennessee State | | | | | | | |
| Tennessee Tech | | | | | | | |
| Jacksonville State | | | | | | | |
| UT Martin | | | | | | | |
| Eastern Illinois | | | | | | | |
| Austin Peay | | | | | | | |
| Murray State | | | | | | | |
| Tennessee State | | | | | | | |
| Belmont | | | | | | | |

Game-by-Game Starters

| Opponent | W/L | Score | Guard | Guard | Guard | Forward | Forward/Center | First Man Off the Bench |
|--------------------------|-----|--------|--------|-------|--------|---------|----------------|---|
| Saint Louis | L | 65-75 | Dalton | Hogan | Brewer | Gable | Tolbert, F | McGlothan, 7 pts., 6 reb., 26 min. |
| Bradley | L | 57-68 | Dalton | Hogan | Brewer | Gable | Tolbert, F | McGlothan, 3 pts., 3 reb., 16 min. |
| Quincy | W | 102-66 | Dalton | Hogan | Brewer | Gable | Tolbert, F | Caldwell, 15 pts., 3 reb., 2 assists, 21 min. |
| Jacksonville | W | 77-71 | Dalton | Hogan | Brewer | Gable | Tolbert, F | Laros, 11 pts., 8 reb., 1 steal, 19 min. |
| UT Chattanooga | W | 63-42 | Dalton | Hogan | Brewer | Gable | Tolbert, F | Caldwell, 7 pts., 3 reb., 19 min. |
| South Alabama | L | 58-79 | Dalton | Hogan | Brewer | Gable | Tolbert, F | McGlothan, 7 pts., 5 reb., 23 min. |
| Missouri S&T | W | 72-69 | Dalton | Hogan | Brewer | Gable | Tolbert, F | McGlothan, 9 pts., 9 reb., 27 min. |
| Western Illinois | | | | | | | | |
| Mississippi Valley State | | | | | | | | |
| Southern Illinois | | | | | | | | |
| The Citadel | | | | | | | | |
| Florida State | | | | | | | | |
| Abilene Christian | | | | | | | | |
| SIU Edwardsville | | | | | | | | |
| UT Martin | | | | | | | | |
| Austin Peay | | | | | | | | |
| Murray State | | | | | | | | |
| Morehead State | | | | | | | | |
| Eastern Kentucky | | | | | | | | |
| SIU Edwardsville | | | | | | | | |
| Eastern Illinois | | | | | | | | |
| Belmont | | | | | | | | |
| Tennessee State | | | | | | | | |
| Tennessee Tech | | | | | | | | |
| Jacksonville State | | | | | | | | |
| UT Martin | | | | | | | | |
| Eastern Illinois | | | | | | | | |
| Austin Peay | | | | | | | | |
| Murray State | | | | | | | | |
| Tennessee State | | | | | | | | |
| Belmont | | | | | | | | |

Starting Lineup Combinations

| Record | Guard | Guard | Guard | Forward | Forward/Center |
|--------|--------|-------|--------|---------|----------------|
| 4-3 | Dalton | Hogan | Brewer | Gable | Tolbert, F |

YOUR REDHAWKS

2018-19 BASKETBALL NOTES

| | Score | FG-A | Pct. | 3FG-A | Pct. | FT-A | Pct. | OFF | DEF | Total | E | A | TO | B | S |
|---------------------------|------------------|--------------|-------------|--------------|-------------|--------------|-------------|-----------|-----------|-----------|-----------|-----------|-----------|----------|-----------|
| Southeast Missouri | L, 65-75 | 25-58 | .431 | 7-17 | .412 | 8-10 | .800 | 6 | 25 | 31 | 28 | 14 | 16 | 1 | 4 |
| Saint Louis | | 26-54 | .481 | 4-25 | .160 | 19-33 | .576 | 11 | 28 | 39 | 15 | 16 | 14 | 4 | 9 |
| Southeast Missouri | L, 57-68 | 18-57 | .316 | 4-23 | .174 | 17-25 | .680 | 14 | 26 | 40 | 28 | 9 | 15 | 2 | 3 |
| Bradley | | 19-49 | .388 | 8-23 | .348 | 22-32 | .688 | 9 | 28 | 37 | 23 | 14 | 13 | 6 | 9 |
| Southeast Missouri | W, 102-66 | 39-62 | .629 | 14-28 | .500 | 10-14 | .714 | 6 | 28 | 34 | 21 | 22 | 7 | 2 | 7 |
| Quincy | | 23-62 | .371 | 5-21 | .238 | 15-20 | .750 | 12 | 19 | 31 | 14 | 11 | 12 | 2 | 2 |
| Southeast Missouri | W, 77-71 | 26-65 | .400 | 9-25 | .360 | 16-20 | .800 | 17 | 32 | 49 | 14 | 14 | 15 | 3 | 2 |
| Jacksonville | | 31-72 | .431 | 6-28 | .214 | 3-5 | .600 | 11 | 24 | 35 | 20 | 21 | 11 | 8 | 7 |
| Southeast Missouri | W, 63-42 | 25-56 | .446 | 5-17 | .294 | 8-10 | .800 | 7 | 36 | 43 | 16 | 10 | 17 | 3 | 5 |
| UT Chattanooga | | 15-59 | .254 | 6-36 | .167 | 6-10 | .600 | 9 | 25 | 34 | 14 | 7 | 13 | 0 | 4 |
| Southeast Missouri | L, 58-79 | 21-62 | .339 | 6-28 | .214 | 10-16 | .625 | 16 | 30 | 46 | 17 | 13 | 15 | 2 | 4 |
| South Alabama | | 27-57 | .474 | 13-34 | .382 | 12-21 | .571 | 4 | 28 | 32 | 18 | 19 | 8 | 4 | 6 |
| Southeast Missouri | W, 72-69 | 29-59 | .492 | 8-24 | .333 | 6-13 | .462 | 11 | 30 | 41 | 18 | 12 | 22 | 2 | 11 |
| Missouri S&T | | 24-60 | .400 | 8-26 | .308 | 13-19 | .684 | 11 | 22 | 33 | 12 | 9 | 16 | 1 | 8 |

Southeast Missouri

Western Illinois

Southeast Missouri

Mississippi Valley State

Southeast Missouri

Southern Illinois

Southeast Missouri

The Citadel

Southeast Missouri

Florida State

Southeast Missouri

Abilene Christian

Southeast Missouri

SIU Edwardsville

Southeast Missouri

UT Martin

Southeast Missouri

Austin Peay

Southeast Missouri

Murray State

Southeast Missouri

Morehead State

Southeast Missouri

Eastern Kentucky

Southeast Missouri

SIU Edwardsville

Southeast Missouri

Eastern Illinois

Southeast Missouri

Belmont

Southeast Missouri

Tennessee State

Southeast Missouri

Tennessee Tech

Southeast Missouri

Jacksonville State

Southeast Missouri

UT Martin

Southeast Missouri

Eastern Illinois

Southeast Missouri

Austin Peay

Southeast Missouri

Murray State

Southeast Missouri

Tennessee State

Southeast Missouri

Belmont

YOUR REDHAWKS

2018-19 BASKETBALL NOTES

GAME-BY-GAME LEADERS SUMMARY (# OF GAMES)

Points

| | |
|-----------------------|---|
| Sage Tolbert..... | 2 |
| Alex Caldwell..... | 2 |
| Ledarrius Brewer..... | 2 |
| Skyler Hogan..... | 1 |

Rebounds

| | |
|-----------------------|---|
| Ledarrius Brewer..... | 4 |
| Sage Tolbert..... | 3 |
| Mark Laros..... | 2 |

Assists

| | |
|-----------------------|---|
| Ledarrius Brewer..... | 3 |
| Jonathan Dalton..... | 2 |
| Alex Caldwell..... | 2 |
| Oscar Kao..... | 1 |

Blocks

| | |
|-----------------------|---|
| Gabe McGlothan..... | 4 |
| Isaiah Gable..... | 3 |
| Sage Tolbert..... | 2 |
| Alex Caldwell..... | 2 |
| Ledarrius Brewer..... | 1 |
| Skyler Hogan..... | 1 |

Steals

| | |
|-----------------------|---|
| Alex Caldwell..... | 4 |
| Ledarrius Brewer..... | 2 |
| Mark Laros..... | 2 |
| Gabe McGlothan..... | 1 |
| Khalil Cuffee..... | 1 |
| Sage Tolbert..... | 1 |
| Skyler Hogan..... | 1 |
| Jonathan Dalton..... | 1 |
| Nygal Russell..... | 1 |

Dunks (# for 2018-19 Season)

| | |
|-----------------------|---|
| Sage Tolbert..... | 6 |
| Ledarrius Brewer..... | 5 |
| Gabe McGlothan..... | 3 |
| Mark Laros..... | 2 |
| Khalil Cuffee..... | 1 |
| Skyler Hogan..... | 1 |
| Isaiah Gable..... | 1 |
| Nygal Russell..... | 1 |

Games Played/Started

| | 2018-19 | Career |
|------------------|---------|--------|
| Jonathan Dalton | 7/7 | 68/38 |
| Ledarrius Brewer | 7/7 | 38/34 |
| Donnie Lewis | 5/0 | 36/2 |
| Mark Laros | 7/0 | 34/7 |
| Isaiah Gable | 7/7 | 22/7 |
| Sage Tolbert | 7/7 | 7/7 |
| Skyler Hogan | 7/7 | 7/7 |
| Alex Caldwell | 7/0 | 7/0 |
| Nygal Russell | 7/0 | 7/0 |
| Gabe McGlothan | 7/0 | 7/0 |
| Oscar Kao | 5/0 | 5/0 |
| Khalil Cuffee | 3/0 | 3/0 |

CAREER LEDGER

Double-Digit Point Games

| | 2018-19 | Career |
|-----------------------|---------|--------|
| Ledarrius Brewer..... | 7 | 29 |
| Jonathan Dalton..... | - | 5 |
| Skyler Hogan..... | 4 | 4 |
| Mark Laros..... | 2 | 4 |
| Alex Caldwell..... | 3 | 3 |
| Sage Tolbert..... | 2 | 2 |
| Khalil Cuffee..... | 1 | 1 |
| Nygal Russell..... | 1 | 1 |

Double-Digit Rebound Games

| | 2018-19 | Career |
|-----------------------|---------|--------|
| Ledarrius Brewer..... | 1 | 2 |
| Isaiah Gable..... | - | 1 |
| Sage Tolbert..... | 1 | 1 |

20+ Point Games

| | 2018-19 | Career |
|-----------------------|---------|--------|
| Ledarrius Brewer..... | 1 | 5 |

8+ Rebound Games

| | 2018-19 | Career |
|-----------------------|---------|--------|
| Mark Laros..... | 2 | 5 |
| Ledarrius Brewer..... | 2 | 4 |
| Sage Tolbert..... | 2 | 2 |
| Gabe McGlothan..... | 1 | 1 |
| Isaiah Gable..... | - | 1 |

5+ Assist Games

| | 2018-19 | Career |
|-----------------------|---------|--------|
| Jonathan Dalton..... | 1 | 4 |
| Ledarrius Brewer..... | 1 | 1 |

3+ Steal Games

| | 2018-19 | Career |
|----------------------|---------|--------|
| Jonathan Dalton..... | - | 5 |
| Alex Caldwell..... | 1 | 1 |

Double-Doubles

| | 2018-19 | Career |
|-----------------------|---------|--------|
| Ledarrius Brewer..... | 1 | 2 |

SOUTHEAST MISSOURI'S 2018-19 RECORD:

| | |
|---|-----|
| At Home..... | 2-0 |
| On the Road..... | 0-3 |
| At Neutral Sites..... | 2-0 |
| In Ohio Valley Conference Games..... | 0-0 |
| In November..... | 4-3 |
| In December..... | 0-0 |
| In January..... | 0-0 |
| In February..... | 0-0 |
| In March..... | 0-0 |
| Leading at the Half..... | 4-0 |
| Trailing at the Half..... | 0-3 |
| Tied at the Half..... | 0-0 |
| In Overtime Games..... | 0-0 |
| The Redhawks Score First..... | 1-2 |
| In 1-4 Point Games..... | 1-0 |
| In 5-9 Point Games..... | 1-0 |
| In 10-14 Point Games..... | 0-2 |
| In 15+ Point Games..... | 2-1 |
| Leading with Five Minutes Left in Regulation..... | 4-0 |
| Trailing with Five Minutes Left in Regulation..... | 0-3 |
| Tied with Five Minutes Left in Regulation..... | 0-0 |
| Scoring Less than 50 Points..... | 0-0 |
| Scoring 50-59 Points..... | 0-2 |
| Scoring 60-69 Points..... | 1-1 |
| Scoring 70-79 Points..... | 2-0 |
| Scoring 80-89 Points..... | 0-0 |
| Scoring 90-99 Points..... | 0-0 |
| Scoring 100 or more Points..... | 1-0 |
| Giving up Less Than 50 Points..... | 1-0 |
| Giving up 50-59 Points..... | 0-0 |
| Giving up 60-69 Points..... | 2-1 |
| Giving up 70-79 Points..... | 1-2 |
| Giving up 80-89 Points..... | 0-0 |
| Giving up 90-99 Points..... | 0-0 |
| Giving up 100 or more Points..... | 0-0 |
| Shooting 50% or Better from the Field..... | 1-0 |
| Shooting Less Than 50% from the Field..... | 3-3 |
| Opponent Shoots 50% or Better from the Field..... | 0-0 |
| Opponent Shoots Less Than 50% from the Field..... | 4-3 |
| Outshooting Opponent..... | 3-0 |
| Outshot by Opponent..... | 1-3 |
| Field Goal Percentage is Tied..... | 0-0 |
| Shooting 50% or Better from 3-Point Range..... | 1-0 |
| Shooting Less Than 50% from 3-Point Range..... | 3-3 |
| Opponent Shoots 50% or Better from 3-Point Range..... | 0-0 |
| Opponent Shoots Less Than 50% from 3-Point Range..... | 4-3 |
| Shooting 50% or Better from the Free Throw Line..... | 3-3 |
| Shooting Less Than 50% from the Free Throw Line..... | 1-0 |
| Opponent Shoots 50% or Better from the Free Throw Line..... | 4-3 |
| Opponent Shoots Less Than 50% from the Free Throw Line..... | 0-0 |
| Shooting More Free Throws Than Opponent..... | 1-0 |
| Shooting Less Free Throws Than Opponent..... | 2-3 |
| Free Throws are Tied..... | 1-0 |
| Southeast's Starters Outscore Opponent's Starters..... | 1-0 |
| Opponent's Starters Outscore Southeast's Starters..... | 2-3 |
| Starter Scoring is Tied..... | 1-0 |
| Bench Outscores Opponent..... | 4-1 |
| Opponent Bench Outscores Southeast..... | 0-2 |
| Bench Scoring is Tied..... | 0-0 |
| Bench Contributes Double Figures in Points..... | 3-3 |
| No Redhawk Players Score Double Figures..... | 0-0 |
| Two Redhawk Players Score Double Figures..... | 2-3 |
| 3+ Redhawk Players Score Double Figures..... | 2-0 |
| Outrebounding an Opponent..... | 4-2 |
| Opponent Outrebounds Southeast..... | 0-1 |
| Rebounds are Tied..... | 0-0 |
| Getting 10+ Assists..... | 4-2 |
| Getting 10+ Steals..... | 1-0 |
| Getting 5+ Blocks..... | 0-0 |
| Forcing more Turnovers than Opponent..... | 1-0 |
| Committing more Turnovers than Opponent..... | 3-3 |
| Turnovers are Tied..... | 0-0 |

YOUR REDHAWKS

2018-19 BASKETBALL NOTES



► Guard
► Sophomore (2) ► 6-5 ► 200
► Meridian, Miss.
► Meridian H.S.



25

LEDARRUS BREWER

Preseason All-Ohio Valley Conference selection.

2018-19: Scored double figures in each of his first seven starts...Leads the Redhawks with 13.7 points and 7.3 rebounds per game...Leads the team with 12 three-pointers made...Finished as Southeast Missouri's top scorer in two games...Ranks 14th in the Ohio Valley Conference in scoring and ninth in rebounding...Pitched in 18 points, grabbed seven rebounds and collected two steals in season-opener at Saint Louis (11/6)...Turned in a double-double 20 points and career-high 11 rebounds, and made three free throws in the final seven seconds to give the Redhawks a 72-69 win over Missouri S&T (11/27)...Became the first SEMO player to score 20 points in a game this season.

BREWER'S GAME-BY-GAME STATISTICS

| 2018-19 | FG | 3P | FT | O/D | REB | F | PTS | A | TO | B | S | M |
|---------------------|------|-----|-----|------|-----|---|-----|---|----|---|---|----|
| at Saint Louis* | 7-17 | 2-7 | 2-2 | 0/7 | 7 | 5 | 18 | 2 | 3 | 0 | 2 | 33 |
| at Bradley* | 3-15 | 1-8 | 4-6 | 1/7 | 8 | 2 | 11 | 3 | 2 | 0 | 0 | 33 |
| Quincy* | 4-9 | 2-5 | 0-1 | 0/4 | 4 | 1 | 10 | 2 | 1 | 1 | 0 | 18 |
| vs. Jacksonville* | 7-19 | 2-8 | 0-1 | 2/5 | 7 | 1 | 16 | 6 | 4 | 0 | 0 | 31 |
| vs. UT Chattanooga* | 5-11 | 0-2 | 1-2 | 1/6 | 7 | 1 | 11 | 4 | 2 | 0 | 0 | 26 |
| at South Alabama* | 3-12 | 2-7 | 2-2 | 1/6 | 7 | 2 | 10 | 0 | 8 | 0 | 1 | 29 |
| Missouri S&T* | 7-13 | 3-6 | 3-3 | 0/11 | 11 | 3 | 20 | 1 | 5 | 0 | 2 | 34 |
| Western Illinois | | | | | | | | | | | | |
| at Miss. Valley St. | | | | | | | | | | | | |
| Southern Illinois | | | | | | | | | | | | |
| at The Citadel | | | | | | | | | | | | |
| at Florida State | | | | | | | | | | | | |
| Abilene Christian | | | | | | | | | | | | |
| at SIU Edwardsville | | | | | | | | | | | | |
| UT Martin | | | | | | | | | | | | |
| Austin Peay | | | | | | | | | | | | |
| Murray State | | | | | | | | | | | | |
| at Morehead State | | | | | | | | | | | | |
| at Eastern Kentucky | | | | | | | | | | | | |
| SIU Edwardsville | | | | | | | | | | | | |
| Eastern Illinois | | | | | | | | | | | | |
| at Belmont | | | | | | | | | | | | |
| at Tennessee State | | | | | | | | | | | | |
| Tennessee Tech | | | | | | | | | | | | |
| Jacksonville State | | | | | | | | | | | | |
| at UT Martin | | | | | | | | | | | | |
| at Eastern Illinois | | | | | | | | | | | | |
| at Austin Peay | | | | | | | | | | | | |
| at Murray State | | | | | | | | | | | | |
| Tennessee State | | | | | | | | | | | | |
| Belmont | | | | | | | | | | | | |

* - Game Started

2018-19 SEASON HIGHS

| | |
|----------------------------|--------------------------------------|
| Points.....20 | vs. Missouri S&T (11/27/18) |
| Total Rebounds.....11 | vs. Missouri S&T (11/27/18) |
| Offensive.....1 | 3x, last at South Alabama (11/19/18) |
| Defensive.....11 | vs. Missouri S&T (11/27/18) |
| FG Made.....7 | 3x, last vs. Missouri S&T (11/27/18) |
| FG Attempted.....19 | vs. Jacksonville (11/16/18) |
| 3-Point FG Made.....3 | vs. Missouri S&T (11/27/18) |
| 3-Point FG Attempted.....8 | 2x, last vs. Jacksonville (11/16/18) |
| FT Made.....4 | at Bradley (11/10/18) |
| FT Attempted.....6 | at Bradley (11/10/18) |
| Assists.....6 | vs. Jacksonville (11/16/18) |
| Blocks.....1 | vs. Quincy (11/12/18) |
| Steals.....2 | 2x, last vs. Missouri S&T (11/27/18) |
| Minutes.....34 | vs. Missouri S&T (11/27/18) |

CAREER HIGHS

| | |
|-----------------------------|--------------------------------------|
| Points.....34 | vs. Eastern Illinois (2/17/18) |
| Total Rebounds.....11 | vs. Missouri S&T (11/27/18) |
| Offensive.....2 | at Louisiana Tech (11/13/17) |
| Defensive.....11 | vs. Missouri S&T (11/27/18) |
| FG Made.....11 | vs. Eastern Illinois (2/17/18) |
| FG Attempted.....19 | vs. Jacksonville (11/16/18) |
| 3-Point FG Made.....7 | vs. Eastern Illinois (2/17/18) |
| 3-Point FG Attempted.....12 | vs. Tennessee State (12/31/17) |
| FT Made.....11 | vs. SIU Edwardsville (2/17/18) |
| FT Attempted.....13 | vs. SIU Edwardsville (2/17/18) |
| Assists.....6 | vs. Jacksonville (11/16/18) |
| Blocks.....3 | vs. Tennessee State (12/31/17) |
| Steals.....2 | 7x, last vs. Missouri S&T (11/27/18) |
| Minutes.....38 | at Austin Peay (1/6/18) |

CAREER STATISTICS AT SOUTHEAST MISSOURI

| Overall | | | | | | | | | | | | | | | | | | | |
|-----------------------------------|-------|------|------|---------|------|----------|------|--------|------|-----|-----|-----|-----|----|----|----|----|-----|-----|
| Season | G-GS | Min | Avg | FG-FGA | Pct | 3FG-3FGA | Pct | FT-FTA | Pct | Off | Def | Tot | Avg | PF | FO | A | TO | Blk | Stl |
| 2017-18 | 31-27 | 912 | 29.4 | 152-362 | .420 | 71-196 | .362 | 74-100 | .740 | 14 | 104 | 118 | 3.8 | 66 | 3 | 40 | 57 | 16 | 29 |
| 2018-19 | 7-7 | 204 | 29.1 | 36-96 | .375 | 12-43 | .279 | 12-17 | .706 | 5 | 46 | 51 | 7.3 | 15 | 1 | 18 | 25 | 1 | 5 |
| Total | 38-34 | 1116 | 29.4 | 188-458 | .410 | 83-239 | .347 | 86-117 | .735 | 19 | 150 | 169 | 4.4 | 81 | 4 | 58 | 82 | 17 | 34 |
| Ohio Valley Conference Games Only | | | | | | | | | | | | | | | | | | | |
| Season | G-GS | Min | Avg | FG-FGA | Pct | 3FG-3FGA | Pct | FT-FTA | Pct | Off | Def | Tot | Avg | PF | FO | A | TO | Blk | Stl |
| 2017-18 | 18-18 | 570 | 31.7 | 98-224 | .438 | 47-132 | .356 | 56-75 | .747 | 8 | 66 | 74 | 4.1 | 34 | 1 | 19 | 36 | 11 | 16 |
| 2018-19 | | | | | | | | | | | | | | | | | | | |
| Total | | | | | | | | | | | | | | | | | | | |

YOUR REDHAWKS

2018-19 BASKETBALL NOTES



► Guard
► Freshman (1) ► 6-0 ► 170
► Columbia, S.C.
► Wilson H.S.



ALEX CALDWELL

2018-19: Averages 9.7 points per game and is tied for second on the team with 10 three-pointers made...Ranks third on the team with 15 assists and leads the Redhawks with eight steals through seven games off the bench...Dropped in 14 points in his first career NCAA Division I game at Saint Louis (11/6)...Went a near-perfect 5-of-6 at the free throw line in 19 minutes of that contest...Led the Redhawks with 15 points on five 3-pointers vs. Quincy (11/12)...Followed that up with a season-high 17 points vs. Jacksonville (11/16)...Scored double figures in three of his first four games as a Redhawk.

Prep: Named to the USA Today High School Sports American Family Insurance ALL-USA South Carolina Boys Basketball Team in 2017-18...Was the state's Class 4A Player of the Year who averaged 22 points, seven assists and five rebounds leading Wilson High School (20-4) to the Class 4A state final as a senior...Duke signee and McDonald's All-American Zion Williamson joined Caldwell on the ALL-USA First-Team...Garnered Class 4A All-State honors...ESPN Top-30 point guard...Averaged 14 points, nine assists, five rebounds and 2.5 steals per game as a junior...Played in the South Carolina State Showcase and was a member of the All-Hoop Zone Team...The Tigers (21-1) also made the Class 4A state final in 2016-17...Scored over 1,000 points in his high school career.

CALDWELL'S GAME-BY-GAME STATISTICS

| 2018-19 | FG | 3P | FT | O/D | REB | E | PTS | A | TO | B | S | M |
|---------------------|-----|-----|-----|-----|-----|---|-----|---|----|---|---|----|
| at Saint Louis | 4-7 | 1-2 | 5-6 | 0/2 | 2 | 4 | 14 | 4 | 1 | 0 | 0 | 19 |
| at Bradley | 3-7 | 0-1 | 0-0 | 1/2 | 3 | 2 | 6 | 1 | 2 | 0 | 1 | 18 |
| Quincy | 5-7 | 5-6 | 0-0 | 1/2 | 3 | 1 | 15 | 2 | 2 | 0 | 1 | 21 |
| vs. Jacksonville | 5-6 | 3-3 | 4-4 | 1/3 | 4 | 1 | 17 | 2 | 1 | 1 | 1 | 24 |
| vs. UT Chattanooga | 3-6 | 0-2 | 1-1 | 0/3 | 3 | 2 | 7 | 1 | 0 | 0 | 2 | 19 |
| at South Alabama | 1-8 | 0-3 | 0-0 | 1/2 | 3 | 0 | 2 | 1 | 0 | 0 | 0 | 20 |
| Missouri S&T | 3-7 | 1-4 | 0-0 | 0/0 | 0 | 2 | 7 | 4 | 1 | 1 | 3 | 16 |
| Western Illinois | | | | | | | | | | | | |
| at Miss. Valley St. | | | | | | | | | | | | |
| Southern Illinois | | | | | | | | | | | | |
| at The Citadel | | | | | | | | | | | | |
| at Florida State | | | | | | | | | | | | |
| Abilene Christian | | | | | | | | | | | | |
| at SIU Edwardsville | | | | | | | | | | | | |
| UT Martin | | | | | | | | | | | | |
| Austin Peay | | | | | | | | | | | | |
| Murray State | | | | | | | | | | | | |
| at Morehead State | | | | | | | | | | | | |
| at Eastern Kentucky | | | | | | | | | | | | |
| SIU Edwardsville | | | | | | | | | | | | |
| Eastern Illinois | | | | | | | | | | | | |
| at Belmont | | | | | | | | | | | | |
| at Tennessee State | | | | | | | | | | | | |
| Tennessee Tech | | | | | | | | | | | | |
| Jacksonville State | | | | | | | | | | | | |
| at UT Martin | | | | | | | | | | | | |
| at Eastern Illinois | | | | | | | | | | | | |
| at Austin Peay | | | | | | | | | | | | |
| at Murray State | | | | | | | | | | | | |
| Tennessee State | | | | | | | | | | | | |
| Belmont | | | | | | | | | | | | |

* - Game Started

2018-19 SEASON CAREER HIGHS


| | | |
|----------------------------|----|--------------------------------------|
| Points | 17 | vs. Jacksonville (11/16/18) |
| Total Rebounds | 4 | vs. Jacksonville (11/16/18) |
| Offensive | 1 | 4x, last at South Alabama (11/19/18) |
| Defensive | 3 | 2x, last vs. Chattanooga (11/17/18) |
| FG Made | 5 | 2x, last vs. Jacksonville (11/16/18) |
| FG Attempted | 7 | 4x, last vs. Missouri S&T (11/27/18) |
| 3-Point FG Made | 5 | vs. Quincy (11/12/18) |
| 3-Point FG Attempted | 6 | vs. Quincy (11/12/18) |
| FT Made | 5 | at Saint Louis (11/6/18) |
| FT Attempted | 6 | at Saint Louis (11/6/18) |
| Assists | 4 | 2x, last vs. Missouri S&T (11/27/18) |
| Blocks | 1 | 2x, last vs. Missouri S&T (11/27/18) |
| Steals | 3 | vs. Missouri S&T (11/27/18) |
| Minutes | 24 | vs. Jacksonville (11/16/18) |

CAREER STATISTICS AT SOUTHEAST MISSOURI

| Season | G-GS | Min | Avg | FG-FGA | Pct | 3FG-3FGA | Pct | FT-FTA | Pct | Off | Def | Tot | Avg | PF | FO | A | TO | Blk | Stl | Pts | Avg |
|-----------------------------------|------|-----|------|--------|------|----------|------|--------|------|-----|-----|-----|-----|----|----|----|----|-----|-----|-----|-----|
| 2018-19 | 7-0 | 137 | 19.6 | 24-48 | .500 | 10-21 | .476 | 10-11 | .909 | 4 | 14 | 18 | 2.6 | 12 | 0 | 15 | 7 | 2 | 8 | 68 | 9.7 |
| Ohio Valley Conference Games Only | | | | | | | | | | | | | | | | | | | | | |
| Season | G-GS | Min | Avg | FG-FGA | Pct | 3FG-3FGA | Pct | FT-FTA | Pct | Off | Def | Tot | Avg | PF | FO | A | TO | Blk | Stl | Pts | Avg |
| 2018-19 | | | | | | | | | | | | | | | | | | | | | |

YOUR REDHAWKS

2018-19 BASKETBALL NOTES



► Guard
► Freshman (2) ► 6-4 ► 210
► Fairburn, Ga.
► Langston Hughes H.S.



KHALIL CUFFEE

2018-19: Saw action in three games off the bench...Scored 12 points on 5-of-6 field goals and drained a pair of 3-pointers in just eight minutes off the bench vs. Quincy (11/12)...Pitched in double figures for the first time in his career...Made the basket that gave SEMO 100 points and followed with the bucket to put the Redhawks over 100 points in that game.

Prep: Boasted a 14.2 points per game average as a senior at Langston Hughes High School...Averaged double figures in the scoring column each of his final three varsity seasons...Scored a career-best 18.5 points a game as a sophomore...Finished his prep career with 1,372 points, 195 three-pointers made, 261 rebounds, 136 assists, 72 steals and nine blocks...Played a total of 95 career games and shot 45 percent (470-of-1048) from the field...Left Langston Hughes as the school's all-time leading scorer...Played with the Georgia Stars AAU program.

CUFFEE'S GAME-BY-GAME STATISTICS

| 2018-19 | FG | 3P | FT | O/D | REB | E | PTS | A | TO | B | S | M |
|---------------------|-----|-----|-----|-----|-----|---|-----|---|----|---|---|---|
| at Saint Louis | DNP | - | - | - | - | - | - | - | - | - | - | - |
| at Bradley | DNP | - | - | - | - | - | - | - | - | - | - | - |
| Quincy | 5-6 | 2-3 | 0-2 | 0/1 | 1 | 1 | 12 | 1 | 2 | 0 | 2 | 8 |
| vs. Jacksonville | DNP | - | - | - | - | - | - | - | - | - | - | - |
| vs. UT Chattanooga | 1-2 | 0-0 | 0/0 | 0/0 | 0 | 0 | 3 | 0 | 0 | 0 | 0 | 3 |
| at South Alabama | 0-2 | 0-2 | 0-0 | 0/0 | 0 | 0 | 0 | 0 | 0 | 0 | 0 | 3 |
| Missouri S&T | DNP | - | - | - | - | - | - | - | - | - | - | - |
| Western Illinois | | | | | | | | | | | | |
| at Miss. Valley St. | | | | | | | | | | | | |
| Southern Illinois | | | | | | | | | | | | |
| at The Citadel | | | | | | | | | | | | |
| at Florida State | | | | | | | | | | | | |
| Abilene Christian | | | | | | | | | | | | |
| at SIU Edwardsville | | | | | | | | | | | | |
| UT Martin | | | | | | | | | | | | |
| Austin Peay | | | | | | | | | | | | |
| Murray State | | | | | | | | | | | | |
| at Morehead State | | | | | | | | | | | | |
| at Eastern Kentucky | | | | | | | | | | | | |
| SIU Edwardsville | | | | | | | | | | | | |
| Eastern Illinois | | | | | | | | | | | | |
| at Belmont | | | | | | | | | | | | |
| at Tennessee State | | | | | | | | | | | | |
| Tennessee Tech | | | | | | | | | | | | |
| Jacksonville State | | | | | | | | | | | | |
| at UT Martin | | | | | | | | | | | | |
| at Eastern Illinois | | | | | | | | | | | | |
| at Austin Peay | | | | | | | | | | | | |
| at Murray State | | | | | | | | | | | | |
| Tennessee State | | | | | | | | | | | | |
| Belmont | | | | | | | | | | | | |

* - Game Started

2018-19 SEASON/CAREER HIGHS



| | | |
|---------------------------|----|-----------------------|
| Points | 12 | vs. Quincy (11/12/18) |
| Total Rebounds | 1 | vs. Quincy (11/12/18) |
| Offensive | - | - |
| Defensive | 1 | vs. Quincy (11/12/18) |
| FG Made | 5 | vs. Quincy (11/12/18) |
| FG Attempted..... | 6 | vs. Quincy (11/12/18) |
| 3-Point FG Made..... | 2 | vs. Quincy (11/12/18) |
| 3-Point FG Attempted..... | 3 | vs. Quincy (11/12/18) |
| FT Made..... | - | - |
| FT Attempted..... | 2 | vs. Quincy (11/12/18) |
| Assists | 1 | vs. Quincy (11/12/18) |
| Blocks..... | - | - |
| Steals..... | 2 | vs. Quincy (11/12/18) |
| Minutes | 8 | vs. Quincy (11/12/18) |

CAREER STATISTICS AT SOUTHEAST MISSOURI

| | | Overall | | | | | | | | | | | | | | | |
|---------|------|-----------------------------------|-----|--------|------|----------|------|--------|------|-----|-----|-----|-----|----|----|---|----|
| Season | G-GS | Min | Avg | FG-FGA | Pct | 3FG-3FGA | Pct | FT-FTA | Pct | Off | Def | Tot | Avg | PF | FO | A | TO |
| 2018-19 | 3-0 | 14 | 4.7 | 6-10 | .600 | 3-7 | .429 | 0-2 | .000 | 0 | 1 | 1 | 0.3 | 1 | 0 | 1 | 2 |
| | | Ohio Valley Conference Games Only | | | | | | | | | | | | | | | |
| Season | G-GS | Min | Avg | FG-FGA | Pct | 3FG-3FGA | Pct | FT-FTA | Pct | Off | Def | Tot | Avg | PF | FO | A | TO |
| 2018-19 | | | | | | | | | | | | | | | | | |

YOUR REDHAWKS

2018-19 BASKETBALL NOTES



JONATHAN DALTON

2018-19: Leads the team with 25 assists and is averaging 5.7 points per game...Scored seven points, dished out three assists and grabbed two rebounds in 28 minutes during the Redhawks season-opener at Saint Louis (11/6)...Made a perfect 4-of-4 free throws and scored nine points at Bradley (11/10)...Reached 100 career rebounds vs. Quincy (11/12)...Had a season-high seven assists at South Alabama (11/19).

DALTON'S GAME-BY-GAME STATISTICS

| 2018-19 | FG | 3P | FT | O/D | REB | E | PTS | A | TO | B | S | M |
|---------------------|-----|-----|-----|-----|-----|---|-----|---|----|---|---|----|
| at Saint Louis* | 3-5 | 1-1 | 0-0 | 1/1 | 2 | 0 | 7 | 3 | 4 | 0 | 0 | 28 |
| at Bradley* | 2-3 | 1-2 | 4-4 | 0/1 | 1 | 3 | 9 | 3 | 2 | 0 | 0 | 24 |
| Quincy* | 2-2 | 1-1 | 2-2 | 0/3 | 3 | 1 | 7 | 2 | 0 | 0 | 1 | 15 |
| vs. Jacksonville* | 1-5 | 1-2 | 2-3 | 1/2 | 3 | 3 | 5 | 4 | 5 | 0 | 0 | 25 |
| vs. UT Chattanooga* | 1-2 | 1-2 | 2-2 | 0/2 | 2 | 1 | 5 | 3 | 1 | 0 | 1 | 23 |
| at South Alabama* | 1-3 | 0-0 | 0-0 | 0/4 | 4 | 0 | 2 | 7 | 1 | 0 | 1 | 27 |
| Missouri S&T* | 2-3 | 0-0 | 1-4 | 0/1 | 1 | 3 | 5 | 3 | 0 | 0 | 0 | 20 |
| Western Illinois | | | | | | | | | | | | |
| at Miss. Valley St. | | | | | | | | | | | | |
| Southern Illinois | | | | | | | | | | | | |
| at The Citadel | | | | | | | | | | | | |
| at Florida State | | | | | | | | | | | | |
| Abilene Christian | | | | | | | | | | | | |
| at SIU Edwardsville | | | | | | | | | | | | |
| UT Martin | | | | | | | | | | | | |
| Austin Peay | | | | | | | | | | | | |
| Murray State | | | | | | | | | | | | |
| at Morehead State | | | | | | | | | | | | |
| at Eastern Kentucky | | | | | | | | | | | | |
| SIU Edwardsville | | | | | | | | | | | | |
| Eastern Illinois | | | | | | | | | | | | |
| at Belmont | | | | | | | | | | | | |
| at Tennessee State | | | | | | | | | | | | |
| Tennessee Tech | | | | | | | | | | | | |
| Jacksonville State | | | | | | | | | | | | |
| at UT Martin | | | | | | | | | | | | |
| at Eastern Illinois | | | | | | | | | | | | |
| at Austin Peay | | | | | | | | | | | | |
| at Murray State | | | | | | | | | | | | |
| Tennessee State | | | | | | | | | | | | |
| Belmont | | | | | | | | | | | | |

* - Game Started

2018-19 SEASON HIGHS

| | | |
|---------------------------|----|--|
| Points..... | 9 | at Bradley (11/10/18) |
| Total Rebounds..... | 4 | at South Alabama (11/19/18) |
| Offensive..... | 1 | 2x, last vs. Jacksonville (11/16/18) |
| Defensive..... | 4 | at South Alabama (11/19/18) |
| FG Made..... | 3 | at Saint Louis (11/6/18) |
| FG Attempted..... | 5 | 2x, last vs. Jacksonville (11/16/18) |
| 3-Point FG Made..... | 1 | 5x, last vs. Chattanooga (11/17/18) |
| 3-Point FG Attempted..... | 2 | 2, 3x, last vs. Chattanooga (11/17/18) |
| FT Made..... | 4 | at Bradley (11/10/18) |
| FT Attempted..... | 4 | 2x, last vs. Missouri S&T (11/27/18) |
| Assists..... | 7 | at South Alabama (11/19/18) |
| Blocks..... | - | - |
| Steals..... | 1 | 3x, last at South Alabama (11/19/18) |
| Minutes..... | 28 | at Saint Louis (11/6/18) |

CAREER HIGHS

| | | |
|---------------------------|----|--|
| Points..... | 13 | vs. Eastern Kentucky (1/13/18) |
| Total Rebounds..... | 7 | vs. UT Martin (2/24/18) |
| Offensive..... | 2 | 6x, last at Austin Peay (1/6/18) |
| Defensive..... | 7 | vs. UT Martin (2/24/18) |
| FG Made..... | 5 | vs. Eastern Kentucky (1/13/18) |
| FG Attempted..... | 10 | at Bradley (11/18/16) |
| 3-Point FG Made..... | 2 | 5x, last at Eastern Kentucky (2/22/18) |
| 3-Point FG Attempted..... | 6 | 2x, last at Eastern Illinois (1/20/18) |
| FT Made..... | 5 | 2x, last at Jacksonville State (1/27/18) |
| FT Attempted..... | 7 | at Jacksonville State (1/27/18) |
| Assists..... | 10 | 2x, last at UT Martin (2/10/18) |
| Blocks..... | - | - |
| Steals..... | 3 | 3x, last at UT Martin (2/10/18) |
| Minutes..... | 44 | at UT Martin (2/10/18) |

CAREER STATISTICS AT SOUTHEAST MISSOURI

| Overall | | | | | | | | | | | | | | | | | | | |
|-----------------------------------|-------|------|------|--------|------|----------|------|--------|------|-----|-----|-----|-----|-----|----|-----|-----|-----|-----|
| Season | G-GS | Min | Avg | FG-FGA | Pct | 3FG-3FGA | Pct | FT-FTA | Pct | Off | Def | Tot | Avg | PF | FO | A | TO | Blk | Stl |
| 2016-17 | 30-1 | 388 | 12.9 | 20-60 | .333 | 5-21 | .238 | 9-14 | .643 | 6 | 19 | 25 | 0.8 | 34 | 0 | 41 | 32 | 0 | 11 |
| 2017-18 | 31-30 | 998 | 32.2 | 51-107 | .477 | 19-50 | .380 | 42-62 | .677 | 19 | 50 | 69 | 2.2 | 61 | 1 | 168 | 62 | 0 | 38 |
| 2018-19 | 7-7 | 162 | 23.1 | 12-23 | .522 | 5-8 | .625 | 11-15 | .733 | 2 | 14 | 16 | 2.3 | 11 | 0 | 25 | 13 | 0 | 3 |
| Total | 68-38 | 1548 | 22.8 | 83-190 | .437 | 29-79 | .367 | 62-91 | .681 | 27 | 83 | 110 | 1.6 | 106 | 1 | 234 | 107 | 0 | 52 |
| Ohio Valley Conference Games Only | | | | | | | | | | | | | | | | | | | |
| Season | G-GS | Min | Avg | FG-FGA | Pct | 3FG-3FGA | Pct | FT-FTA | Pct | Off | Def | Tot | Avg | PF | FO | A | TO | Blk | Stl |
| 2016-17 | 16-1 | 201 | 12.6 | 10-21 | .476 | 4-9 | .444 | 4-6 | .667 | 1 | 9 | 10 | 0.6 | 17 | 0 | 20 | 18 | 0 | 6 |
| 2017-18 | 18-18 | 598 | 33.2 | 36-77 | .468 | 15-38 | .395 | 23-36 | .639 | 10 | 31 | 41 | 2.3 | 37 | 1 | 101 | 38 | 0 | 22 |
| 2018-19 | | | | | | | | | | | | | | | | | | | |
| Total | 34-19 | 799 | 23.5 | 46-98 | .469 | 19-47 | .404 | 27-42 | .643 | 11 | 40 | 51 | 1.5 | 54 | 1 | 121 | 56 | 0 | 28 |

YOUR REDHAWKS

2018-19 BASKETBALL NOTES



► Forward
► Sophomore (2) ► 6-7 ► 195
► Greenville, Ohio
► Greenville H.S.



13

ISAIAH GABLE

2018-19: Made first career start at Saint Louis (11/6)...Scored six points, knocked down two 3-pointers and had a block in 20 minutes of action... Pulled down four rebounds at Bradley (11/10)...Followed that up with seven points in 25 minutes vs. Quincy (11/12)...Averages 4.3 points and three rebounds per game through seven starts.

GABLE'S GAME-BY-GAME STATISTICS

| 2018-19 | FG | 3P | FT | O/D | REB | E | PTS | A | TO | B | S | M |
|---------------------|-----|-----|-----|-----|-----|---|-----|---|----|---|---|----|
| at Saint Louis* | 2-6 | 2-5 | 0-0 | 0/1 | 1 | 3 | 6 | 1 | 1 | 1 | 0 | 20 |
| at Bradley* | 0-4 | 0-2 | 0-2 | 1/3 | 4 | 3 | 0 | 0 | 2 | 0 | 0 | 16 |
| Quincy* | 2-4 | 1-3 | 2-2 | 0/3 | 3 | 2 | 7 | 3 | 0 | 1 | 1 | 25 |
| vs. Jacksonville* | 0-2 | 0-2 | 2-2 | 0/3 | 3 | 1 | 2 | 1 | 1 | 0 | 0 | 18 |
| vs. UT Chattanooga* | 2-5 | 0-2 | 2-2 | 0/4 | 4 | 2 | 6 | 1 | 2 | 0 | 0 | 24 |
| at South Alabama* | 2-6 | 2-6 | 0-1 | 0/4 | 4 | 3 | 6 | 0 | 1 | 0 | 1 | 16 |
| Missouri S&T* | 1-7 | 1-5 | 0-0 | 0/2 | 2 | 0 | 3 | 0 | 1 | 0 | 1 | 15 |
| Western Illinois | | | | | | | | | | | | |
| at Miss. Valley St. | | | | | | | | | | | | |
| Southern Illinois | | | | | | | | | | | | |
| at The Citadel | | | | | | | | | | | | |
| at Florida State | | | | | | | | | | | | |
| Abilene Christian | | | | | | | | | | | | |
| at SIU Edwardsville | | | | | | | | | | | | |
| UT Martin | | | | | | | | | | | | |
| Austin Peay | | | | | | | | | | | | |
| Murray State | | | | | | | | | | | | |
| at Morehead State | | | | | | | | | | | | |
| at Eastern Kentucky | | | | | | | | | | | | |
| SIU Edwardsville | | | | | | | | | | | | |
| Eastern Illinois | | | | | | | | | | | | |
| at Belmont | | | | | | | | | | | | |
| at Tennessee State | | | | | | | | | | | | |
| Tennessee Tech | | | | | | | | | | | | |
| Jacksonville State | | | | | | | | | | | | |
| at UT Martin | | | | | | | | | | | | |
| at Eastern Illinois | | | | | | | | | | | | |
| at Austin Peay | | | | | | | | | | | | |
| at Murray State | | | | | | | | | | | | |
| Tennessee State | | | | | | | | | | | | |
| Belmont | | | | | | | | | | | | |

* - Game Started

2018-19 SEASON HIGHS

| | | |
|----------------------------|----|--------------------------------------|
| Points | 7 | vs. Quincy (11/12/18) |
| Total Rebounds | 4 | 3x, last at South Alabama (11/19/18) |
| Offensive | 1 | at Bradley (11/10/18) |
| Defensive | 4 | 2x, last at South Alabama (11/19/18) |
| FG Made | 2 | 4x, last at South Alabama (11/19/18) |
| FG Attempted | 7 | vs. Missouri S&T (11/27/18) |
| 3-Point FG Made | 2 | 2x, last at South Alabama (11/19/18) |
| 3-Point FG Attempted | 6 | at South Alabama (11/19/18) |
| FT Made | 2 | 2x, last vs. Jacksonville (11/16/18) |
| FT Attempted | 2 | 4x, last vs. Chattanooga (11/17/18) |
| Assists | 3 | vs. Quincy (11/12/18) |
| Blocks | 1 | 3x, last at South Alabama (11/19/18) |
| Steals | 1 | 2x, last vs. Missouri S&T (11/27/18) |
| Minutes | 25 | vs. Quincy (11/12/18) |

CAREER HIGHS

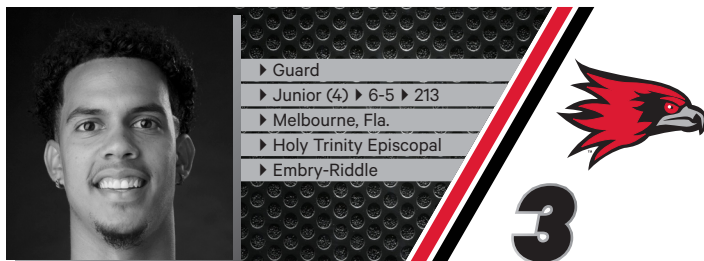
| | | |
|----------------------------|----|--------------------------------------|
| Points | 9 | 2x, last vs. Bradley (12/20/17) |
| Total Rebounds | 10 | vs. Hannibal-LaGrange (11/28/17) |
| Offensive | 4 | vs. UT Martin (2/24/18) |
| Defensive | 10 | vs. Hannibal-LaGrange (11/28/17) |
| FG Made | 3 | 3x, last vs. UT Martin (2/24/18) |
| FG Attempted | 7 | vs. Missouri S&T (11/27/18) |
| 3-Point FG Made | 3 | 2x, last vs. Bradley (12/20/17) |
| 3-Point FG Attempted | 6 | at South Alabama (11/19/18) |
| FT Made | 3 | 2x, last vs. Belmont (12/28/17) |
| FT Attempted | 4 | 2x, last vs. Belmont (12/18/17) |
| Assists | 3 | vs. Quincy (11/12/18) |
| Blocks | 1 | 3x, last at South Alabama (11/19/18) |
| Steals | 1 | 2x, last vs. Missouri S&T (11/27/18) |
| Minutes | 25 | vs. Quincy (11/12/18) |

CAREER STATISTICS AT SOUTHEAST MISSOURI

| Overall | | | | | | | | | | | | | | | | | |
|-----------------------------------|------|-----|------|--------|------|----------|------|--------|------|-----|-----|-----|-----|----|----|----|----|
| Season | G-GS | Min | Avg | FG-FGA | Pct | 3FG-3FGA | Pct | FT-FTA | Pct | Off | Def | Tot | Avg | PF | FO | A | TO |
| 2017-18 | 15-0 | 187 | 12.5 | 22-55 | .400 | 13-36 | .361 | 7-11 | .636 | 5 | 23 | 28 | 1.9 | 19 | 0 | 6 | 7 |
| 2018-19 | 7-7 | 134 | 19.1 | 9-34 | .265 | 6-25 | .240 | 6-9 | .667 | 1 | 20 | 21 | 3.0 | 14 | 0 | 6 | 7 |
| Total | 22-7 | 321 | 14.6 | 31-89 | .348 | 19-61 | .311 | 13-20 | .650 | 6 | 43 | 49 | 2.2 | 33 | 0 | 12 | 14 |
| Ohio Valley Conference Games Only | | | | | | | | | | | | | | | | | |
| Season | G-GS | Min | Avg | FG-FGA | Pct | 3FG-3FGA | Pct | FT-FTA | Pct | Off | Def | Tot | Avg | PF | FO | A | TO |
| 2017-18 | 4-0 | 47 | 11.8 | 7-17 | .412 | 2-9 | .222 | 3-4 | .750 | 5 | 6 | 11 | 2.8 | 5 | 0 | 2 | 1 |
| 2018-19 | | | | | | | | | | | | | | | | | |
| Total | | | | | | | | | | | | | | | | | |

YOUR REDHAWKS

2018-19 BASKETBALL NOTES



SKYLER HOGAN

2018-19: Averages 10.1 points per game as Southeast Missouri's second-leading scorer...Made his first career NCAA Division I start scoring four points and grabbing four rebounds in 25 minutes at Saint Louis (11/6)... Followed that up with six points at Bradley (11/10)...Scored double figures for the first time as a Redhawk when he pitched in 12 and finished with three rebounds in 21 minutes vs. Quincy (11/12)...Made 5-of-9 field goals and made a pair of 3-pointers against the Hawks...Dropped in 15 points and grabbed six rebounds vs. Chattanooga (11/17)...Named Ohio Valley Conference Newcomer of the Week (11/19)...Scored double figures in four of his last five starts.

2017-18: A 4-4 transfer who sat out the 2017-18 season...Elite and efficient scorer who transferred to Southeast Missouri from a challenging conference at Embry-Riddle, which completed the transition from NAIA to NCAA Division II membership.

Embry-Riddle: Played two seasons at Embry-Riddle...Led the Eagles with 18.8 points and 8.2 rebounds per game in 2016-17...Was also the team's top 3-point shooter with a 42.8 percent (71-of-166) clip...Scored double figures a total of 21 times with a career-best 40 points in the season-finales against Barry University...Averaged 6.1 points and 5.2 rebounds in 26 games and two starts as a freshman...Notched a season-high 13 points against Palm Beach Atlantic and recorded 13 points and 11 rebounds for his first career double-double vs. Saint Leo that year.

HOGAN'S GAME-BY-GAME STATISTICS

| 2018-19 | FG | 3P | FT | O/D | REB | F | PTS | A | TO | B | S | M |
|---------------------|------|-----|-----|-----|-----|---|-----|---|----|---|---|----|
| at Saint Louis* | 2-4 | 0-0 | 0-0 | 0/4 | 4 | 2 | 4 | 0 | 4 | 0 | 1 | 25 |
| at Bradley* | 2-10 | 1-6 | 1-1 | 1/3 | 4 | 3 | 6 | 0 | 1 | 0 | 0 | 28 |
| Quincy* | 5-9 | 2-5 | 0-0 | 0/3 | 3 | 1 | 12 | 2 | 0 | 0 | 0 | 21 |
| vs. Jacksonville* | 4-11 | 2-4 | 4-4 | 3/4 | 7 | 2 | 14 | 0 | 0 | 0 | 0 | 26 |
| vs. UT Chattanooga* | 6-11 | 3-3 | 0-0 | 1/5 | 6 | 0 | 15 | 0 | 1 | 2 | 0 | 29 |
| at South Alabama* | 2-6 | 0-2 | 2-2 | 1/0 | 1 | 2 | 6 | 0 | 1 | 0 | 1 | 25 |
| Missouri S&T* | 6-9 | 2-4 | 0-0 | 2/2 | 4 | 3 | 14 | 1 | 2 | 0 | 0 | 26 |
| Western Illinois | | | | | | | | | | | | |
| at Miss. Valley St. | | | | | | | | | | | | |
| Southern Illinois | | | | | | | | | | | | |
| at The Citadel | | | | | | | | | | | | |
| at Florida State | | | | | | | | | | | | |
| Abilene Christian | | | | | | | | | | | | |
| at SIU Edwardsville | | | | | | | | | | | | |
| UT Martin | | | | | | | | | | | | |
| Austin Peay | | | | | | | | | | | | |
| Murray State | | | | | | | | | | | | |
| at Morehead State | | | | | | | | | | | | |
| at Eastern Kentucky | | | | | | | | | | | | |
| SIU Edwardsville | | | | | | | | | | | | |
| Eastern Illinois | | | | | | | | | | | | |
| at Belmont | | | | | | | | | | | | |
| at Tennessee State | | | | | | | | | | | | |
| Tennessee Tech | | | | | | | | | | | | |
| Jacksonville State | | | | | | | | | | | | |
| at UT Martin | | | | | | | | | | | | |
| at Eastern Illinois | | | | | | | | | | | | |
| at Austin Peay | | | | | | | | | | | | |
| at Murray State | | | | | | | | | | | | |
| Tennessee State | | | | | | | | | | | | |
| Belmont | | | | | | | | | | | | |

* - Game Started

2018-19 SEASON/CAREER HIGHS


| | | |
|----------------------------|----|--------------------------------------|
| Points | 15 | vs. Chattanooga (11/17/18) |
| Total Rebounds | 7 | vs. Jacksonville (11/16/18) |
| Offensive | 3 | vs. Jacksonville (11/16/18) |
| Defensive | 5 | vs. Chattanooga (11/17/18) |
| FG Made | 6 | 2x, last vs. Missouri S&T (11/27/18) |
| FG Attempted | 11 | 2x, last vs. Chattanooga (11/17/18) |
| 3-Point FG Made | 3 | vs. Chattanooga (11/17/18) |
| 3-Point FG Attempted | 6 | at Bradley (11/10/18) |
| FT Made | 4 | vs. Jacksonville (11/16/18) |
| FT Attempted | 4 | vs. Jacksonville (11/16/18) |
| Assists | 2 | vs. Quincy (11/12/18) |
| Blocks | 2 | vs. Chattanooga (11/17/18) |
| Steals | 1 | 2x, last at South Alabama (11/19/18) |
| Minutes | 29 | vs. Chattanooga (11/17/18) |

CAREER STATISTICS AT SOUTHEAST MISSOURI

| Season | G-GS | Min | Avg | FG-FGA | Pct | 3FG-3FGA | Pct | FT-FTA | Pct | Off | Def | Tot | Avg | PF | FO | A | TO | Blk | Stl | Pts | Avg |
|-----------------------------------|------|-----|------|--------|------|----------|------|--------|-------|-----|-----|-----|-----|----|----|---|----|-----|-----|-----|------|
| 2018-19 | 7-7 | 180 | 25.7 | 27-60 | .450 | 10-24 | .417 | 7-7 | 1.000 | 8 | 21 | 29 | 4.1 | 13 | 0 | 3 | 9 | 2 | 2 | 71 | 10.1 |
| Ohio Valley Conference Games Only | | | | | | | | | | | | | | | | | | | | | |
| Season | G-GS | Min | Avg | FG-FGA | Pct | 3FG-3FGA | Pct | FT-FTA | Pct | Off | Def | Tot | Avg | PF | FO | A | TO | Blk | Stl | Pts | Avg |
| 2018-19 | | | | | | | | | | | | | | | | | | | | | |

YOUR REDHAWKS

2018-19 BASKETBALL NOTES



► Guard
► Sophomore (2) ► 6-0 ► 175
► Taipei, Taiwan
► Songshan H.S.
► Marshalltown CC



OSCAR KAO

2018-19: Played two minutes off the bench in his NCAA Division I debut at Saint Louis (11/6)...Dished out four assists and scored six points in 14 minutes vs. Quincy (11/12)...Made 3-of-6 field goals...Saw action in five games.

Marshalltown CC: Spent his freshman season at Marshalltown Community College, where he averaged 13 points a game in 2017-18...Shot 44.3 percent from the field and 39 percent from the 3-point line, earning Second-Team All-Region honors...Shot 11-of-15 from the field, 5-of-7 from 3-point range and scored 29 points in the Tigers dominating win over conference rival Iowa Western.

Prep: Averaged 23.6 points, 4.2 assists and 3.8 steals per game at Songshan High School in 2016-17...Shot 49 percent (103-of-210) from the field and 85 percent (65-of-76) at the free throw line...Was part of two National Champion teams in the Taiwan High School Basketball League and won National League Most Valuable Player honors twice during his prep career...Also led the league in steals during the 2015-16 season.

KAO'S GAME-BY-GAME STATISTICS

| 2018-19 | FG | 3P | FT | O/D | REB | F | PTS | A | TO | B | S | M |
|---------------------|-----|-----|-----|-----|-----|---|-----|---|----|---|---|----|
| at Saint Louis | 0-1 | 0-0 | 0-0 | 0/0 | 0 | 1 | 0 | 0 | 0 | 0 | 0 | 2 |
| at Bradley | DNP | - | - | - | - | - | - | - | - | - | - | - |
| Quincy | 3-6 | 0-2 | 0-0 | 1/0 | 1 | 2 | 6 | 4 | 0 | 0 | 0 | 14 |
| vs. Jacksonville | DNP | - | - | - | - | - | - | - | - | - | - | - |
| vs. UT Chattanooga | 1-1 | 0-0 | 0-0 | 0/0 | 0 | 0 | 2 | 0 | 1 | 0 | 0 | 3 |
| at South Alabama | 1-2 | 1-2 | 0-0 | 0/0 | 0 | 0 | 3 | 0 | 0 | 0 | 0 | 3 |
| Missouri S&T | 0-1 | 0-1 | 0-0 | 0/0 | 0 | 0 | 0 | 0 | 1 | 0 | 0 | 3 |
| Western Illinois | | | | | | | | | | | | |
| at Miss. Valley St. | | | | | | | | | | | | |
| Southern Illinois | | | | | | | | | | | | |
| at The Citadel | | | | | | | | | | | | |
| at Florida State | | | | | | | | | | | | |
| Abilene Christian | | | | | | | | | | | | |
| at SIU Edwardsville | | | | | | | | | | | | |
| UT Martin | | | | | | | | | | | | |
| Austin Peay | | | | | | | | | | | | |
| Murray State | | | | | | | | | | | | |
| at Morehead State | | | | | | | | | | | | |
| at Eastern Kentucky | | | | | | | | | | | | |
| SIU Edwardsville | | | | | | | | | | | | |
| Eastern Illinois | | | | | | | | | | | | |
| at Belmont | | | | | | | | | | | | |
| at Tennessee State | | | | | | | | | | | | |
| Tennessee Tech | | | | | | | | | | | | |
| Jacksonville State | | | | | | | | | | | | |
| at UT Martin | | | | | | | | | | | | |
| at Eastern Illinois | | | | | | | | | | | | |
| at Austin Peay | | | | | | | | | | | | |
| at Murray State | | | | | | | | | | | | |
| Tennessee State | | | | | | | | | | | | |
| Belmont | | | | | | | | | | | | |

* - Game Started

2018-19 SEASON/CAREER HIGHS


| | | |
|----------------------------|----|--------------------------------------|
| Points | 6 | vs. Quincy (11/12/18) |
| Total Rebounds | 1 | vs. Quincy (11/12/18) |
| Offensive | 1 | vs. Quincy (11/12/18) |
| Defensive | - | - |
| FG Made | 3 | vs. Quincy (11/12/18) |
| FG Attempted | 6 | vs. Quincy (11/12/18) |
| 3-Point FG Made | 1 | at South Alabama (11/19/18) |
| 3-Point FG Attempted | 2 | 2x, last at South Alabama (11/19/18) |
| FT Made | - | - |
| FT Attempted | - | - |
| Assists | 4 | vs. Quincy (11/12/18) |
| Blocks | - | - |
| Steals | - | - |
| Minutes | 14 | vs. Quincy (11/12/18) |

CAREER STATISTICS AT SOUTHEAST MISSOURI

| Overall | | | | | | | | | | | | | | | | | | | |
|-----------------------------------|------|-----|-----|--------|------|----------|------|--------|------|-----|-----|-----|-----|----|----|---|----|-----|-----|
| Season | G-GS | Min | Avg | FG-FGA | Pct | 3FG-3FGA | Pct | FT-FTA | Pct | Off | Def | Tot | Avg | PF | FO | A | TO | Blk | Stl |
| 2018-19 | 5-0 | 25 | 5.0 | 5-11 | .455 | 1-5 | .200 | 0-0 | .000 | 1 | 0 | 1 | 0.2 | 3 | 0 | 4 | 2 | 0 | 11 |
| Ohio Valley Conference Games Only | | | | | | | | | | | | | | | | | | | |
| Season | G-GS | Min | Avg | FG-FGA | Pct | 3FG-3FGA | Pct | FT-FTA | Pct | Off | Def | Tot | Avg | PF | FO | A | TO | Blk | Stl |
| 2018-19 | | | | | | | | | | | | | | | | | | | |

YOUR REDHAWKS

2018-19 BASKETBALL NOTES



► Center
► Senior (5) ► 6-8 ► 215
► Jackson, Mo.
► Saxony Lutheran H.S.
► Fontbonne



22

JACK LAKE

Fontbonne University: Played two seasons at NCAA Division III member Fontbonne University...Averaged 5.5 points and 2.5 rebounds in four games and three starts in 2017-18...Led the Griffins in scoring (12.3 ppg) and rebounding (5.4 rpg) in 24 games and 11 starts during the 2016-17 campaign...Was the team's top shooter with a .575 (127-of-221) field goal percentage...Led the team with 30 blocks and averaged 21.5 minutes per contest.

Prep: Attended Saxony Lutheran High School in nearby Jackson, Missouri...Two-time Missouri Class 3 District 2 All-District honoree...Named to the 2014 Southeast Missouri All-Region Team...Team captain...MVP of the 2013 Crystal City "Rolla Duke Herbert" Tournament...Tied for the most points scored in the 2013 Bloomfield Christmas Tournament with 94 in four games...Named to the All-Tournament Team at the 2013 Chester Invitational Tournament...Set single-season school records for points, rebounds and blocks in 2013-14...Selected to play in the 2014 BA Sports Class 3, 4 and 5 All-Star Game...One of two players in Missouri (as recorded by Maxpreps) to get over 500 points, 300 rebounds and 100 blocks in a season...Averaged a double-double 21.7 points and 13 rebounds as a senior...Posted three triple-doubles...Finished his prep career with 965 points, 584 rebounds, 294 blocks and a .500 field goal percentage (396-of-798) in 71 games.

LAKE'S GAME-BY-GAME STATISTICS

| 2018-19 | FG | 3P | FT | O/D | REB | E | PTS | A | TO | B | S | M |
|---------------------|-----|----|----|-----|-----|---|-----|---|----|---|---|---|
| at Saint Louis | DNP | - | - | - | - | - | - | - | - | - | - | - |
| at Bradley | DNP | - | - | - | - | - | - | - | - | - | - | - |
| Quincy | DNP | - | - | - | - | - | - | - | - | - | - | - |
| vs. Jacksonville | DNP | - | - | - | - | - | - | - | - | - | - | - |
| vs. UT Chattanooga | DNP | - | - | - | - | - | - | - | - | - | - | - |
| at South Alabama | DNP | - | - | - | - | - | - | - | - | - | - | - |
| Missouri S&T | DNP | - | - | - | - | - | - | - | - | - | - | - |
| Western Illinois | | | | | | | | | | | | |
| at Miss. Valley St. | | | | | | | | | | | | |
| Southern Illinois | | | | | | | | | | | | |
| at The Citadel | | | | | | | | | | | | |
| at Florida State | | | | | | | | | | | | |
| Abilene Christian | | | | | | | | | | | | |
| at SIU Edwardsville | | | | | | | | | | | | |
| UT Martin | | | | | | | | | | | | |
| Austin Peay | | | | | | | | | | | | |
| Murray State | | | | | | | | | | | | |
| at Morehead State | | | | | | | | | | | | |
| at Eastern Kentucky | | | | | | | | | | | | |
| SIU Edwardsville | | | | | | | | | | | | |
| Eastern Illinois | | | | | | | | | | | | |
| at Belmont | | | | | | | | | | | | |
| at Tennessee State | | | | | | | | | | | | |
| Tennessee Tech | | | | | | | | | | | | |
| Jacksonville State | | | | | | | | | | | | |
| at UT Martin | | | | | | | | | | | | |
| at Eastern Illinois | | | | | | | | | | | | |
| at Austin Peay | | | | | | | | | | | | |
| at Murray State | | | | | | | | | | | | |
| Tennessee State | | | | | | | | | | | | |
| Belmont | | | | | | | | | | | | |

* - Game Started

2018-19 SEASON/CAREER HIGHS

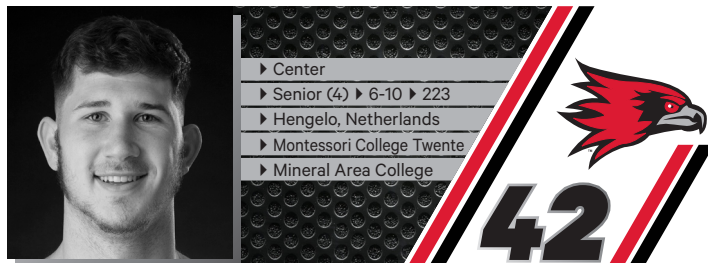
| | |
|----------------------------|---|
| Points | - |
| Total Rebounds | - |
| Offensive | - |
| Defensive | - |
| FG Made | - |
| FG Attempted | - |
| 3-Point FG Made | - |
| 3-Point FG Attempted | - |
| FT Made | - |
| FT Attempted | - |
| Assists | - |
| Blocks | - |
| Steals | - |
| Minutes | - |

CAREER STATISTICS AT SOUTHEAST MISSOURI

| Season | G-GS | Min | Avg | FG-FGA | Pct | 3FG-3FGA | Pct | FT-FTA | Pct | Off | Def | Tot | Avg | PF | FO | A | TO | Blk | Stl | Pts | Avg |
|-----------------------------------|------|-----|-----|--------|-----|----------|-----|--------|-----|-----|-----|-----|-----|----|----|---|----|-----|-----|-----|-----|
| 2018-19 | | | | | | | | | | | | | | | | | | | | | |
| Overall | | | | | | | | | | | | | | | | | | | | | |
| Ohio Valley Conference Games Only | | | | | | | | | | | | | | | | | | | | | |
| 2018-19 | | | | | | | | | | | | | | | | | | | | | |

YOUR REDHAWKS

2018-19 BASKETBALL NOTES



MARK LAROS

2018-19: Averages 5.9 points and 4.3 rebounds a game through seven contests off the bench...Scored a career-high 13 points on 6-of-8 field goals vs. Quincy (11/12)...Played 21 minutes off the bench against the Hawks... Followed that up with 11 points and eight rebounds vs. Jacksonville (11/16)... Finished with a season-high nine rebounds at South Alabama (11/19).

LAROS' GAME-BY-GAME STATISTICS

| 2018-19 | FG | 3P | FT | O/D | REB | F | PTS | A | TO | B | S | M |
|---------------------|-----|-----|-----|-----|-----|---|-----|---|----|---|---|----|
| at Saint Louis | 1-3 | 0-0 | 0-0 | 0/0 | 0 | 1 | 2 | 0 | 0 | 0 | 0 | 12 |
| at Bradley | 1-3 | 0-1 | 0-0 | 1/1 | 2 | 3 | 2 | 0 | 0 | 0 | 1 | 11 |
| Quincy | 6-8 | 0-0 | 1-2 | 1/2 | 3 | 3 | 13 | 1 | 1 | 0 | 0 | 21 |
| vs. Jacksonville | 4-5 | 0-0 | 3-4 | 3/5 | 8 | 2 | 11 | 0 | 1 | 0 | 1 | 19 |
| vs. UT Chattanooga | 1-3 | 0-1 | 0-0 | 1/2 | 3 | 0 | 2 | 0 | 1 | 0 | 0 | 14 |
| at South Alabama | 2-3 | 0-0 | 3-5 | 5/4 | 9 | 2 | 7 | 0 | 2 | 0 | 0 | 13 |
| Missouri S&T | 2-2 | 0-0 | 0-0 | 3/2 | 5 | 1 | 4 | 0 | 4 | 0 | 0 | 22 |
| Western Illinois | | | | | | | | | | | | |
| at Miss. Valley St. | | | | | | | | | | | | |
| Southern Illinois | | | | | | | | | | | | |
| at The Citadel | | | | | | | | | | | | |
| at Florida State | | | | | | | | | | | | |
| Abilene Christian | | | | | | | | | | | | |
| at SIU Edwardsville | | | | | | | | | | | | |
| UT Martin | | | | | | | | | | | | |
| Austin Peay | | | | | | | | | | | | |
| Murray State | | | | | | | | | | | | |
| at Morehead State | | | | | | | | | | | | |
| at Eastern Kentucky | | | | | | | | | | | | |
| SIU Edwardsville | | | | | | | | | | | | |
| Eastern Illinois | | | | | | | | | | | | |
| at Belmont | | | | | | | | | | | | |
| at Tennessee State | | | | | | | | | | | | |
| Tennessee Tech | | | | | | | | | | | | |
| Jacksonville State | | | | | | | | | | | | |
| at UT Martin | | | | | | | | | | | | |
| at Eastern Illinois | | | | | | | | | | | | |
| at Austin Peay | | | | | | | | | | | | |
| at Murray State | | | | | | | | | | | | |
| Tennessee State | | | | | | | | | | | | |
| Belmont | | | | | | | | | | | | |

* - Game Started

2018-19 SEASON HIGHS

| | | |
|----------------------------|----|--------------------------------------|
| Points | 13 | vs. Quincy (11/12/18) |
| Total Rebounds | 9 | at South Alabama (11/19/18) |
| Offensive | 5 | at South Alabama (11/19/18) |
| Defensive | 4 | at South Alabama (11/19/18) |
| FG Made | 6 | vs. Quincy (11/12/18) |
| FG Attempted | 8 | vs. Quincy (11/12/18) |
| 3-Point FG Made | - | - |
| 3-Point FG Attempted | 1 | 2x, last vs. Chattanooga (11/17/18) |
| FT Made | 3 | 2x, last at South Alabama (11/19/18) |
| FT Attempted | 5 | at South Alabama (11/19/18) |
| Assists | 1 | vs. Quincy (11/12/18) |
| Blocks | - | - |
| Steals | 1 | 2x, last vs. Jacksonville (11/16/18) |
| Minutes | 22 | vs. Missouri S&T (11/27/18) |

CAREER HIGHS


| | | |
|----------------------------|----|---------------------------------------|
| Points | 13 | vs. Quincy (11/12/18) |
| Total Rebounds | 9 | 2x, last at South Alabama (11/19/18) |
| Offensive | 5 | at South Alabama (11/19/18) |
| Defensive | 5 | 3x, last vs. Morehead State (1/11/18) |
| FG Made | 6 | vs. Quincy (11/12/18) |
| FG Attempted | 9 | vs. Cal State Northridge (11/21/17) |
| 3-Point FG Made | - | - |
| 3-Point FG Attempted | 1 | 4x, last vs. Chattanooga (11/17/18) |
| FT Made | 3 | 2x, last at South Alabama (11/19/18) |
| FT Attempted | 5 | at South Alabama (11/19/18) |
| Assists | 2 | 2x, last at Tennessee Tech (1/25/18) |
| Blocks | 2 | vs. Austin Peay (2/3/18) |
| Steals | 2 | at Tennessee Tech (1/25/18) |
| Minutes | 33 | vs. Morehead State (1/11/18) |

CAREER STATISTICS AT SOUTHEAST MISSOURI

| Overall | | | | | | | | | | | | | | | | | | |
|-----------------------------------|------|-----|------|--------|------|----------|------|--------|------|-----|-----|-----|-----|----|----|----|----|-----|
| Season | G-GS | Min | Avg | FG-FGA | Pct | 3FG-3FGA | Pct | FT-FTA | Pct | Off | Def | Tot | Avg | PF | FO | A | TO | Blk |
| 2017-18 | 27-7 | 405 | 15.0 | 48-76 | .632 | 0-4 | .000 | 7-15 | .467 | 40 | 54 | 94 | 3.5 | 36 | 0 | 9 | 28 | 11 |
| 2018-19 | 7-0 | 112 | 16.0 | 17-27 | .630 | 0-2 | .000 | 7-11 | .636 | 14 | 16 | 30 | 4.3 | 12 | 0 | 1 | 9 | 0 |
| Total | 34-7 | 517 | 15.2 | 65-103 | .631 | 0-6 | .000 | 14-26 | .538 | 54 | 70 | 124 | 3.6 | 48 | 0 | 10 | 37 | 11 |
| Ohio Valley Conference Games Only | | | | | | | | | | | | | | | | | | |
| Season | G-GS | Min | Avg | FG-FGA | Pct | 3FG-3FGA | Pct | FT-FTA | Pct | Off | Def | Tot | Avg | PF | FO | A | TO | Blk |
| 2017-18 | 18-2 | 260 | 14.4 | 28-43 | .651 | 0-4 | .000 | 2-7 | .286 | 21 | 36 | 57 | 3.2 | 25 | 0 | 7 | 18 | 5 |
| 2018-19 | | | | | | | | | | | | | | | | | | |
| Total | | | | | | | | | | | | | | | | | | |

YOUR REDHAWKS

2018-19 BASKETBALL NOTES



► Guard
► Senior (4) ► 6-1 ► 170
► Lexington, Ky.
► Paul Dunbar H.S.
► Spalding University

15

DONNIE LEWIS

2018-19: Played in five games off the bench...Had one rebound and a steal vs. Quincy (11/12).

LEWIS' GAME-BY-GAME STATISTICS

| 2018-19 | FG | 3P | FT | O/D | REB | E | PTS | A | TO | B | S | M |
|---------------------|-----|-----|-----|-----|-----|---|-----|---|----|---|---|---|
| at Saint Louis | DNP | - | - | - | - | - | - | - | - | - | - | - |
| at Bradley | 0-0 | 0-0 | 0-0 | 0/0 | 0 | 2 | 0 | 0 | 0 | 0 | 0 | 5 |
| Quincy | 0-0 | 0-0 | 0-0 | 0/1 | 1 | 1 | 0 | 1 | 0 | 0 | 1 | 8 |
| vs. Jacksonville | DNP | - | - | - | - | - | - | - | - | - | - | - |
| vs. UT Chattanooga | 0-0 | 0-0 | 0-0 | 0/0 | 0 | 0 | 0 | 1 | 0 | 0 | 0 | 3 |
| at South Alabama | 0-0 | 0-0 | 0-0 | 0/0 | 0 | 0 | 0 | 0 | 0 | 0 | 0 | 3 |
| Missouri S&T | 0-0 | 0-0 | 0-0 | 0/0 | 0 | 1 | 0 | 1 | 0 | 0 | 0 | 8 |
| Western Illinois | | | | | | | | | | | | |
| at Miss. Valley St. | | | | | | | | | | | | |
| Southern Illinois | | | | | | | | | | | | |
| at The Citadel | | | | | | | | | | | | |
| at Florida State | | | | | | | | | | | | |
| Abilene Christian | | | | | | | | | | | | |
| at SIU Edwardsville | | | | | | | | | | | | |
| UT Martin | | | | | | | | | | | | |
| Austin Peay | | | | | | | | | | | | |
| Murray State | | | | | | | | | | | | |
| at Morehead State | | | | | | | | | | | | |
| at Eastern Kentucky | | | | | | | | | | | | |
| SIU Edwardsville | | | | | | | | | | | | |
| Eastern Illinois | | | | | | | | | | | | |
| at Belmont | | | | | | | | | | | | |
| at Tennessee State | | | | | | | | | | | | |
| Tennessee Tech | | | | | | | | | | | | |
| Jacksonville State | | | | | | | | | | | | |
| at UT Martin | | | | | | | | | | | | |
| at Eastern Illinois | | | | | | | | | | | | |
| at Austin Peay | | | | | | | | | | | | |
| at Murray State | | | | | | | | | | | | |
| Tennessee State | | | | | | | | | | | | |
| Belmont | | | | | | | | | | | | |

* - Game Started

2018-19 SEASON HIGHS

| | | |
|---------------------------|---|--------------------------------------|
| Points..... | - | |
| Total Rebounds..... | 1 | vs. Quincy (11/12/18) |
| Offensive..... | - | |
| Defensive..... | 1 | vs. Quincy (11/12/18) |
| FG Made..... | - | |
| FG Attempted..... | - | |
| 3-Point FG Made..... | - | |
| 3-Point FG Attempted..... | - | |
| FT Made..... | - | |
| FT Attempted..... | - | |
| Assists..... | 1 | 3x, last vs. Missouri S&T (11/27/18) |
| Blocks..... | - | |
| Steals..... | 1 | vs. Quincy (11/12/18) |
| Minutes..... | 8 | 2x, last vs. Missouri S&T (11/27/18) |

CAREER HIGHS


| | | |
|---------------------------|----|--|
| Points..... | 5 | vs. Eastern Illinois (2/15/18) |
| Total Rebounds..... | 4 | vs. SIU Edwardsville (2/17/18) |
| Offensive..... | 1 | 5x, last at Jacksonville State (1/27/18) |
| Defensive..... | 4 | vs. SIU Edwardsville (2/17/18) |
| FG Made..... | 1 | 5x, last vs. Eastern Illinois (2/15/18) |
| FG Attempted..... | 2 | 3x, last vs. Eastern Illinois (2/15/18) |
| 3-Point FG Made..... | 1 | 4x, last vs. Eastern Illinois (2/15/18) |
| 3-Point FG Attempted..... | 2 | 2x, last at Morehead State (2/8/18) |
| FT Made..... | 2 | 2x, last vs. Eastern Illinois (2/15/18) |
| FT Attempted..... | 4 | 2x, last vs. UT Martin (2/24/18) |
| Assists..... | 4 | 2x, last at Jacksonville State (1/27/18) |
| Blocks..... | - | |
| Steals..... | 2 | vs. Hannibal-LaGrange (11/28/17) |
| Minutes..... | 25 | vs. Morehead State (1/11/18) |

CAREER STATISTICS AT SOUTHEAST MISSOURI

| Overall | | | | | | | | | | | | | | | | | | | |
|-----------------------------------|------|-----|------|--------|------|----------|------|--------|------|-----|-----|-----|-----|----|----|----|----|-----|-----|
| Season | G-GS | Min | Avg | FG-FGA | Pct | 3FG-3FGA | Pct | FT-FTA | Pct | Off | Def | Tot | Avg | PF | FO | A | TO | Blk | Stl |
| 2017-18 | 31-2 | 315 | 10.2 | 5-12 | .417 | 4-9 | .444 | 7-15 | .467 | 7 | 17 | 24 | 0.8 | 37 | 0 | 41 | 14 | 0 | 9 |
| 2018-19 | 5-0 | 27 | 5.4 | 0-0 | .000 | 0-0 | .000 | 0-0 | .000 | 0 | 1 | 1 | 0.2 | 4 | 0 | 3 | 0 | 1 | 0 |
| Total | 36-2 | 342 | 9.5 | 5-12 | .417 | 4-9 | .444 | 7-15 | .467 | 7 | 18 | 25 | 0.7 | 41 | 0 | 44 | 14 | 0 | 10 |
| Ohio Valley Conference Games Only | | | | | | | | | | | | | | | | | | | |
| Season | G-GS | Min | Avg | FG-FGA | Pct | 3FG-3FGA | Pct | FT-FTA | Pct | Off | Def | Tot | Avg | PF | FO | A | TO | Blk | Stl |
| 2017-18 | 18-2 | 193 | 10.7 | 5-11 | .455 | 4-8 | .500 | 6-13 | .462 | 3 | 14 | 17 | 0.9 | 20 | 0 | 31 | 12 | 0 | 5 |
| 2018-19 | | | | | | | | | | | | | | | | | | | |
| Total | | | | | | | | | | | | | | | | | | | |

YOUR REDHAWKS

2018-19 BASKETBALL NOTES



► Guard
► Freshman (1) ► 6-5 ► 165
► Durham, N.C.
► Voyager Academy



JORDAN LOVE

Prep: Attended Voyager Academy in Durham, North Carolina...Averaged 20 points, 4.3 rebounds and two steals per game in 2017-18...Was the North Central Athletic Conference Basketball Player of the Year and claimed North Carolina Basketball Coaches Association All-District 6 honors... Named Voyager Academy's Most Valuable Player and finished his career with 1,000 points...Averaged 16 points, 2.3 assists, 4.6 rebounds and 1.6 steals en route to First-Team All-Conference and All-District accolades in 2016-17.

LOVE'S GAME-BY-GAME STATISTICS

| 2018-19 | FG | 3P | FT | O/D | REB | F | PTS | A | TO | B | S | M |
|---------------------|-----|----|----|-----|-----|---|-----|---|----|---|---|---|
| at Saint Louis | DNP | - | - | - | - | - | - | - | - | - | - | - |
| at Bradley | DNP | - | - | - | - | - | - | - | - | - | - | - |
| Quincy | DNP | - | - | - | - | - | - | - | - | - | - | - |
| vs. Jacksonville | DNP | - | - | - | - | - | - | - | - | - | - | - |
| vs. UT Chattanooga | DNP | - | - | - | - | - | - | - | - | - | - | - |
| at South Alabama | DNP | - | - | - | - | - | - | - | - | - | - | - |
| Missouri S&T | DNP | - | - | - | - | - | - | - | - | - | - | - |
| Western Illinois | | | | | | | | | | | | |
| at Miss. Valley St. | | | | | | | | | | | | |
| Southern Illinois | | | | | | | | | | | | |
| at The Citadel | | | | | | | | | | | | |
| at Florida State | | | | | | | | | | | | |
| Abilene Christian | | | | | | | | | | | | |
| at SIU Edwardsville | | | | | | | | | | | | |
| UT Martin | | | | | | | | | | | | |
| Austin Peay | | | | | | | | | | | | |
| Murray State | | | | | | | | | | | | |
| at Morehead State | | | | | | | | | | | | |
| at Eastern Kentucky | | | | | | | | | | | | |
| SIU Edwardsville | | | | | | | | | | | | |
| Eastern Illinois | | | | | | | | | | | | |
| at Belmont | | | | | | | | | | | | |
| at Tennessee State | | | | | | | | | | | | |
| Tennessee Tech | | | | | | | | | | | | |
| Jacksonville State | | | | | | | | | | | | |
| at UT Martin | | | | | | | | | | | | |
| at Eastern Illinois | | | | | | | | | | | | |
| at Austin Peay | | | | | | | | | | | | |
| at Murray State | | | | | | | | | | | | |
| Tennessee State | | | | | | | | | | | | |
| Belmont | | | | | | | | | | | | |

* - Game Started

2018-19 SEASON/CAREER HIGHS


| | |
|---------------------------|---|
| Points | - |
| Total Rebounds | - |
| Offensive | - |
| Defensive | - |
| FG Made | - |
| FG Attempted..... | - |
| 3-Point FG Made..... | - |
| 3-Point FG Attempted..... | - |
| FT Made..... | - |
| FT Attempted..... | - |
| Assists | - |
| Blocks..... | - |
| Steals..... | - |
| Minutes | - |

CAREER STATISTICS AT SOUTHEAST MISSOURI

| Season | G-GS | Min | Avg | FG-FGA | Pct | 3FG-3FGA | Pct | FT-FTA | Pct | Off | Def | Tot | Avg | PF | FO | A | TO | Blk | Stl | Pts | Avg |
|-----------------------------------|------|-----|-----|--------|-----|----------|-----|--------|-----|-----|-----|-----|-----|----|----|---|----|-----|-----|-----|-----|
| | | | | | | | | | | | | | | | | | | | | | |
| 2018-19 | | | | | | | | | | | | | | | | | | | | | |
| Overall | | | | | | | | | | | | | | | | | | | | | |
| Ohio Valley Conference Games Only | | | | | | | | | | | | | | | | | | | | | |
| 2018-19 | | | | | | | | | | | | | | | | | | | | | |

YOUR REDHAWKS

2018-19 BASKETBALL NOTES



► Forward
► Freshman (1) ► 6-7 ► 225
► Gilbert, Ariz.
► Putnam Science Academy



30

GABE MCGLOTHAN

2018-19: Made a nice NCAA Division I debut when he scored seven points and pulled down six rebounds in 26 minutes off the bench at Saint Louis (11/6)...Shot 3-of-5 from the field, knocked down a 3-pointer and dished out two assists in that game...Made 3-of-4 free throws in 16 minutes at Bradley (11/10)...Averages 4.9 points and 4.9 rebounds a game...Narrowly missed a double-double with a season-high nine points and nine rebounds vs. Missouri S&T (11/27).

Prep: Played 42 games and scored double figures eight times at Putnam Science Academy in Connecticut, the 2017-18 National Prep Champion... Prior to attending Putnam Science Academy, he played three varsity seasons at Basha High School in Chandler, Arizona...Averaged 14.2 points and 9.4 rebounds per game while helping lead the Bears to a 6A State Championship in 2016-17...Was the large class (6A) Player of the Year as Basha went 31-1 that season...Averaged 11.1 points and 8.2 rebounds per contest as a junior.

MCGLOTHAN'S GAME-BY-GAME STATISTICS

| 2018-19 | FG | 3P | FT | O/D | REB | F | PTS | A | TO | B | S | M |
|---------------------|------|-----|-----|-----|-----|---|-----|---|----|---|---|----|
| at Saint Louis | 3-5 | 1-2 | 0-0 | 0/6 | 6 | 3 | 7 | 2 | 0 | 0 | 0 | 26 |
| at Bradley | 0-1 | 0-1 | 3-4 | 0/3 | 3 | 4 | 3 | 1 | 1 | 1 | 1 | 16 |
| Quincy | 1-2 | 0-1 | 0-0 | 0/2 | 2 | 3 | 2 | 1 | 1 | 0 | 0 | 15 |
| vs. Jacksonville | 1-4 | 0-3 | 1-2 | 1/5 | 6 | 1 | 3 | 0 | 0 | 1 | 0 | 23 |
| vs. UT Chattanooga | 1-6 | 0-1 | 1-2 | 1/2 | 3 | 4 | 3 | 0 | 2 | 0 | 0 | 13 |
| at South Alabama | 3-9 | 1-4 | 0-0 | 3/2 | 5 | 3 | 7 | 2 | 0 | 1 | 0 | 23 |
| Missouri S&T | 4-11 | 1-4 | 0-0 | 3/6 | 9 | 1 | 9 | 1 | 3 | 1 | 2 | 27 |
| Western Illinois | | | | | | | | | | | | |
| at Miss. Valley St. | | | | | | | | | | | | |
| Southern Illinois | | | | | | | | | | | | |
| at The Citadel | | | | | | | | | | | | |
| at Florida State | | | | | | | | | | | | |
| Abilene Christian | | | | | | | | | | | | |
| at SIU Edwardsville | | | | | | | | | | | | |
| UT Martin | | | | | | | | | | | | |
| Austin Peay | | | | | | | | | | | | |
| Murray State | | | | | | | | | | | | |
| at Morehead State | | | | | | | | | | | | |
| at Eastern Kentucky | | | | | | | | | | | | |
| SIU Edwardsville | | | | | | | | | | | | |
| Eastern Illinois | | | | | | | | | | | | |
| at Belmont | | | | | | | | | | | | |
| at Tennessee State | | | | | | | | | | | | |
| Tennessee Tech | | | | | | | | | | | | |
| Jacksonville State | | | | | | | | | | | | |
| at UT Martin | | | | | | | | | | | | |
| at Eastern Illinois | | | | | | | | | | | | |
| at Austin Peay | | | | | | | | | | | | |
| at Murray State | | | | | | | | | | | | |
| Tennessee State | | | | | | | | | | | | |
| Belmont | | | | | | | | | | | | |

* - Game Started

2018-19 SEASON/CAREER HIGHS

| | | |
|----------------------------|----|--------------------------------------|
| Points | 9 | vs. Missouri S&T (11/27/18) |
| Total Rebounds | 9 | vs. Missouri S&T (11/27/18) |
| Offensive | 3 | 2x, last vs. Missouri S&T (11/27/18) |
| Defensive | 6 | 2x, last vs. Missouri S&T (11/27/18) |
| FG Made | 4 | vs. Missouri S&T (11/27/18) |
| FG Attempted | 11 | vs. Missouri S&T (11/27/18) |
| 3-Point FG Made | 1 | 3x, last vs. Missouri S&T (11/27/18) |
| 3-Point FG Attempted | 4 | 2x, last vs. Missouri S&T (11/27/18) |
| FT Made | 3 | at Bradley (11/10/18) |
| FT Attempted | 4 | at Bradley (11/10/18) |
| Assists | 2 | 2x, last at South Alabama (11/19/18) |
| Blocks | 1 | 3x, last vs. Missouri S&T (11/27/18) |
| Steals | 2 | vs. Missouri S&T (11/27/18) |
| Minutes | 27 | vs. Missouri S&T (11/27/18) |

CAREER STATISTICS AT SOUTHEAST MISSOURI

| Season | G-GS | Min | Avg | FG-FGA | Pct | 3FG-3FGA | Pct | FT-FTA | Pct | Off | Def | Tot | Avg | PF | FO | A | TO | Blk | Stl | Pts | Avg |
|-----------------------------------|------|-----|------|--------|------|----------|------|--------|------|-----|-----|-----|-----|----|----|---|----|-----|-----|-----|-----|
| 2018-19 | 7-0 | 143 | 20.4 | 13-38 | .342 | 3-16 | .188 | 5-8 | .625 | 8 | 26 | 34 | 4.9 | 19 | 0 | 7 | 7 | 4 | 3 | 34 | 4.9 |
| Ohio Valley Conference Games Only | | | | | | | | | | | | | | | | | | | | | |
| Season | G-GS | Min | Avg | FG-FGA | Pct | 3FG-3FGA | Pct | FT-FTA | Pct | Off | Def | Tot | Avg | PF | FO | A | TO | Blk | Stl | Pts | Avg |
| 2018-19 | | | | | | | | | | | | | | | | | | | | | |

YOUR REDHAWKS

2018-19 BASKETBALL NOTES



NYGAL RUSSELL

2018-19: Finished with 10 points in his first double-digit scoring game at Southeast Missouri vs. Quincy (11/12)...Made a near-perfect 3-of-4 field goals to go along with 3-of-3 free throws...Played 12 minutes, had two assists and one rebound in first NCAA Division I game at Saint Louis (11/6)...Pitched in seven points and had four rebounds off the bench at Bradley (11/10)...Pulled down five rebounds in each of his last two contests...Averaged five points and 3.1 rebounds per game.

Prep: Averaged 11 points, five rebounds, three assists and 2.4 steals per game at ASPIRE Basketball Academy in Louisville, Kentucky...Prior to that, he spent his senior year at Chris Walker Academy in Houston, Texas...There, he averaged 12 points, five rebounds, four assists and two steals en route to All-Region honors...Attended Seven Lakes High School in Katy, Texas as a junior...Averaged 18 points, 11 rebounds, two assists and two steals for the Spartans.

RUSSELL'S GAME-BY-GAME STATISTICS

| 2018-19 | FG | 3P | FT | O/D | REB | E | PTS | A | TO | B | S | M |
|---------------------|-----|-----|-----|-----|-----|---|-----|---|----|---|---|----|
| at Saint Louis | 0-3 | 0-0 | 0-0 | 0/1 | 1 | 5 | 0 | 2 | 1 | 0 | 0 | 12 |
| at Bradley | 2-6 | 1-2 | 2-2 | 1/3 | 4 | 2 | 7 | 1 | 2 | 0 | 0 | 21 |
| Quincy | 3-4 | 1-2 | 3-3 | 0/1 | 1 | 0 | 10 | 2 | 0 | 0 | 0 | 15 |
| vs. Jacksonville | 2-5 | 1-2 | 0-0 | 0/3 | 3 | 0 | 5 | 1 | 1 | 0 | 0 | 14 |
| vs. UT Chattanooga | 1-3 | 0-2 | 0-0 | 0/5 | 5 | 1 | 2 | 0 | 2 | 0 | 0 | 17 |
| at South Alabama | 2-5 | 0-1 | 0-2 | 0/5 | 5 | 2 | 4 | 2 | 1 | 0 | 1 | 16 |
| Missouri S&T | 3-4 | 0-0 | 1-4 | 0/3 | 3 | 3 | 7 | 1 | 0 | 0 | 2 | 13 |
| Western Illinois | | | | | | | | | | | | |
| at Miss. Valley St. | | | | | | | | | | | | |
| Southern Illinois | | | | | | | | | | | | |
| at The Citadel | | | | | | | | | | | | |
| at Florida State | | | | | | | | | | | | |
| Abilene Christian | | | | | | | | | | | | |
| at SIU Edwardsville | | | | | | | | | | | | |
| UT Martin | | | | | | | | | | | | |
| Austin Peay | | | | | | | | | | | | |
| Murray State | | | | | | | | | | | | |
| at Morehead State | | | | | | | | | | | | |
| at Eastern Kentucky | | | | | | | | | | | | |
| SIU Edwardsville | | | | | | | | | | | | |
| Eastern Illinois | | | | | | | | | | | | |
| at Belmont | | | | | | | | | | | | |
| at Tennessee State | | | | | | | | | | | | |
| Tennessee Tech | | | | | | | | | | | | |
| Jacksonville State | | | | | | | | | | | | |
| at UT Martin | | | | | | | | | | | | |
| at Eastern Illinois | | | | | | | | | | | | |
| at Austin Peay | | | | | | | | | | | | |
| at Murray State | | | | | | | | | | | | |
| Tennessee State | | | | | | | | | | | | |
| Belmont | | | | | | | | | | | | |

* - Game Started

2018-19 SEASON/CAREER HIGHS

| | | |
|---------------------------|----|--------------------------------------|
| Points | 10 | vs. Quincy (11/12/18) |
| Total Rebounds | 5 | 2x, last at South Alabama (11/19/18) |
| Offensive | 1 | at Bradley (11/10/18) |
| Defensive | 5 | 2x, last at South Alabama (11/19/18) |
| FG Made | 3 | 2x, last vs. Missouri S&T (11/27/18) |
| FG Attempted..... | 6 | at Bradley (11/10/18) |
| 3-Point FG Made..... | 1 | 3x, last vs. Jacksonville (11/16/18) |
| 3-Point FG Attempted..... | 2 | 4x, last vs. Chattanooga (11/17/18) |
| FT Made..... | 3 | vs. Quincy (11/12/18) |
| FT Attempted..... | 4 | vs. Missouri S&T (11/27/18) |
| Assists | 2 | 3x, last at South Alabama (11/19/18) |
| Blocks..... | - | - |
| Steals..... | 2 | vs. Missouri S&T (11/27/18) |
| Minutes | 21 | at Bradley (11/10/18) |

CAREER STATISTICS AT SOUTHEAST MISSOURI

| | | Overall | | | | | | | | | | | | | | | | |
|---------|------|-----------------------------------|------|--------|------|----------|------|--------|------|-----|-----|-----|-----|----|----|---|----|-----|
| Season | G-GS | Min | Avg | FG-FGA | Pct | 3FG-3FGA | Pct | FT-FTA | Pct | Off | Def | Tot | Avg | PF | FO | A | TO | Blk |
| 2018-19 | 7-0 | 108 | 15.4 | 13-30 | .433 | 3-9 | .333 | 6-11 | .545 | 1 | 21 | 22 | 3.1 | 13 | 1 | 9 | 7 | 0 |
| | | Ohio Valley Conference Games Only | | | | | | | | | | | | | | | | |
| Season | G-GS | Min | Avg | FG-FGA | Pct | 3FG-3FGA | Pct | FT-FTA | Pct | Off | Def | Tot | Avg | PF | FO | A | TO | Blk |
| 2018-19 | | | | | | | | | | | | | | | | | | |

YOUR REDHAWKS

2018-19 BASKETBALL NOTES



SAGE TOLBERT

2018-19: Averages 7.6 points and ranks second on the team with 5.9 rebounds per contest through seven starts...Scored 13 points in his first career double-digit scoring game at Bradley (11/10)...Also had eight rebounds and five offensive boards against the Braves...Made his first career NCAA Division I start at Saint Louis (11/6)...Posted seven points, five rebounds and one steal in 23 minutes against the Billikens...Grabbed double-digit rebounds for the first time in his career when he finished with 10 vs. Chattanooga (11/17)...Scored 11 points at South Alabama (11/19).

Prep: Spent the 2017-18 season at Combine Academy in Charlotte, North Carolina...Was Combine Academy's top scorer and rebounder with 15.8 points and 8.4 rebounds per game in 38 starts...Also averaged 1.7 blocks... First-Team All-District selection at Fort Bend Travis High School in Richmond, Texas before he attended Combine Academy...Played two varsity seasons at Fort Bend Travis...Averaged 11.4 points and 7.4 rebounds as a senior in 2016-17...Played 24 games, averaging 6.1 points and 3.5 rebounds the previous year.

TOLBERT'S GAME-BY-GAME STATISTICS

| 2018-19 | FG | 3P | FT | O/D | REB | E | PTS | A | TO | B | S | M |
|---------------------|-----|-----|-----|-----|-----|---|-----|---|----|---|---|----|
| at Saint Louis* | 3-7 | 0-0 | 1-2 | 4/1 | 5 | 4 | 7 | 0 | 2 | 0 | 1 | 23 |
| at Bradley* | 5-8 | 0-0 | 3-6 | 5/3 | 8 | 4 | 13 | 0 | 3 | 1 | 0 | 28 |
| Quincy* | 3-5 | 0-0 | 2-2 | 1/3 | 4 | 5 | 8 | 1 | 0 | 0 | 1 | 19 |
| vs. Jacksonville* | 2-8 | 0-1 | 0-0 | 3/2 | 5 | 3 | 4 | 0 | 2 | 1 | 0 | 20 |
| vs. UT Chattanooga* | 3-6 | 0-0 | 1-1 | 3/7 | 10 | 5 | 7 | 0 | 5 | 1 | 2 | 26 |
| at South Alabama* | 4-6 | 0-1 | 3-4 | 2/2 | 4 | 3 | 11 | 1 | 2 | 0 | 0 | 22 |
| Missouri S&T* | 1-2 | 0-0 | 1-2 | 2/3 | 5 | 1 | 3 | 0 | 4 | 0 | 1 | 16 |
| Western Illinois | | | | | | | | | | | | |
| at Miss. Valley St. | | | | | | | | | | | | |
| Southern Illinois | | | | | | | | | | | | |
| at The Citadel | | | | | | | | | | | | |
| at Florida State | | | | | | | | | | | | |
| Abilene Christian | | | | | | | | | | | | |
| at SIU Edwardsville | | | | | | | | | | | | |
| UT Martin | | | | | | | | | | | | |
| Austin Peay | | | | | | | | | | | | |
| Murray State | | | | | | | | | | | | |
| at Morehead State | | | | | | | | | | | | |
| at Eastern Kentucky | | | | | | | | | | | | |
| SIU Edwardsville | | | | | | | | | | | | |
| Eastern Illinois | | | | | | | | | | | | |
| at Belmont | | | | | | | | | | | | |
| at Tennessee State | | | | | | | | | | | | |
| Tennessee Tech | | | | | | | | | | | | |
| Jacksonville State | | | | | | | | | | | | |
| at UT Martin | | | | | | | | | | | | |
| at Eastern Illinois | | | | | | | | | | | | |
| at Austin Peay | | | | | | | | | | | | |
| at Murray State | | | | | | | | | | | | |
| Tennessee State | | | | | | | | | | | | |
| Belmont | | | | | | | | | | | | |

* - Game Started

2018-19 SEASON/CAREER HIGHS


| | | |
|----------------------------|----|--|
| Points | 13 | at Bradley (11/10/18) |
| Total Rebounds | 10 | vs. Chattanooga (11/17/18) |
| Offensive | 5 | at Bradley (11/10/18) |
| Defensive | 7 | vs. Chattanooga (11/17/18) |
| FG Made | 5 | at Bradley (11/10/18) |
| FG Attempted | 8 | at Bradley (11/10/18) |
| 3-Point FG Made | - | - |
| 3-Point FG Attempted | 1 | 2x, last at South Alabama (11/19/18) |
| FT Made | 3 | 2x, last at South Alabama (11/19/18) |
| FT Attempted | 6 | at Bradley (11/10/18) |
| Assists | 1 | 2x, last at South Alabama (11/19/18) |
| Blocks | 1 | 1, 3x, last vs. Chattanooga (11/17/18) |
| Steals | 2 | vs. Chattanooga (11/17/18) |
| Minutes | 28 | at Bradley (11/10/18) |

CAREER STATISTICS AT SOUTHEAST MISSOURI

| Overall | | | | | | | | | | | | | | | | | |
|-----------------------------------|------|-----|------|--------|------|----------|------|--------|------|-----|-----|-----|-----|----|----|---|----|
| Season | G-GS | Min | Avg | FG-FGA | Pct | 3FG-3FGA | Pct | FT-FTA | Pct | Off | Def | Tot | Avg | PF | FO | A | TO |
| 2018-19 | 7-7 | 154 | 22.0 | 21-42 | .500 | 0-2 | .000 | 11-17 | .647 | 20 | 21 | 41 | 5.9 | 25 | 2 | 2 | 18 |
| Ohio Valley Conference Games Only | | | | | | | | | | | | | | | | | |
| Season | G-GS | Min | Avg | FG-FGA | Pct | 3FG-3FGA | Pct | FT-FTA | Pct | Off | Def | Tot | Avg | PF | FO | A | TO |
| 2018-19 | | | | | | | | | | | | | | | | | |

YOUR REDHAWKS

2018-19 BASKETBALL NOTES



QUATARRIUS WILSON

Will sit out the 2018-19 season due to NCAA Division I transfer regulations.

McNeese State: Earned Third-Team All-Southland Conference honors...

Averaged a double-double 10.9 points and 10.2 rebounds per game in 28 starts in 2017-18...Was McNeese State's top rebounder who also ranked third on the team in both blocks (28) and scoring...Shot 51.5 percent (123-of-239) from the field, dished out 39 assists and collected 21 steals...Led the Southland Conference with 14 double-doubles...Was arguably one of the most underrated players in the Southland Conference.

Moberly Area CC: Began his sophomore season as a starter at Moberly Area Community College...Played in 28 games during the 2015-16 and 2016-17 campaigns...Pulled down double-digit rebounds twice with a high of 13 in a 105-59 win over St. John's Academy (12/9/16).

WILSON'S GAME-BY-GAME STATISTICS

| 2018-19 | FG | 3P | FT | O/D | REB | E | PTS | A | TO | B | S | M |
|---------------------|-----|----|----|-----|-----|---|-----|---|----|---|---|---|
| at Saint Louis | DNP | - | - | - | - | - | - | - | - | - | - | - |
| at Bradley | DNP | - | - | - | - | - | - | - | - | - | - | - |
| Quincy | DNP | - | - | - | - | - | - | - | - | - | - | - |
| vs. Jacksonville | DNP | - | - | - | - | - | - | - | - | - | - | - |
| vs. UT Chattanooga | DNP | - | - | - | - | - | - | - | - | - | - | - |
| at South Alabama | DNP | - | - | - | - | - | - | - | - | - | - | - |
| Missouri S&T | DNP | - | - | - | - | - | - | - | - | - | - | - |
| Western Illinois | | | | | | | | | | | | |
| at Miss. Valley St. | | | | | | | | | | | | |
| Southern Illinois | | | | | | | | | | | | |
| at The Citadel | | | | | | | | | | | | |
| at Florida State | | | | | | | | | | | | |
| Abilene Christian | | | | | | | | | | | | |
| at SIU Edwardsville | | | | | | | | | | | | |
| UT Martin | | | | | | | | | | | | |
| Austin Peay | | | | | | | | | | | | |
| Murray State | | | | | | | | | | | | |
| at Morehead State | | | | | | | | | | | | |
| at Eastern Kentucky | | | | | | | | | | | | |
| SIU Edwardsville | | | | | | | | | | | | |
| Eastern Illinois | | | | | | | | | | | | |
| at Belmont | | | | | | | | | | | | |
| at Tennessee State | | | | | | | | | | | | |
| Tennessee Tech | | | | | | | | | | | | |
| Jacksonville State | | | | | | | | | | | | |
| at UT Martin | | | | | | | | | | | | |
| at Eastern Illinois | | | | | | | | | | | | |
| at Austin Peay | | | | | | | | | | | | |
| at Murray State | | | | | | | | | | | | |
| Tennessee State | | | | | | | | | | | | |
| Belmont | | | | | | | | | | | | |

* - Game Started

2018-19 SEASON/CAREER HIGHS

| | |
|---------------------------|---|
| Points | - |
| Total Rebounds | - |
| Offensive | - |
| Defensive | - |
| FG Made | - |
| FG Attempted..... | - |
| 3-Point FG Made..... | - |
| 3-Point FG Attempted..... | - |
| FT Made..... | - |
| FT Attempted..... | - |
| Assists | - |
| Blocks..... | - |
| Steals..... | - |
| Minutes | - |

CAREER STATISTICS AT SOUTHEAST MISSOURI

| Season | G-GS | Min | Avg | FG-FGA | Pct | 3FG-3FGA | Pct | FT-FTA | Pct | Off | Def | Tot | Avg | PF | FO | A | TO | Blk | Stl | Pts | Avg |
|-----------------------------------|------|-----|-----|--------|-----|----------|-----|--------|-----|-----|-----|-----|-----|----|----|---|----|-----|-----|-----|-----|
| | | | | | | | | | | | | | | | | | | | | | |
| 2018-19 | | | | | | | | | | | | | | | | | | | | | |
| Overall | | | | | | | | | | | | | | | | | | | | | |
| Ohio Valley Conference Games Only | | | | | | | | | | | | | | | | | | | | | |
| 2018-19 | | | | | | | | | | | | | | | | | | | | | |

YOUR REDHAWKS

2018-19 BASKETBALL NOTES



2018-19 Southeast Missouri Basketball Southeast Missouri Season/Career Statistics (as of Nov 28, 2018) All games



SEASON STATISTICS

CAREER STATISTICS

| SUMMARY | gp-gs | min/g | fg% | 3fg% | ft% | r/g | a/g | stl | blk | pts/g | gp-gs | min/g | fg% | 3fg% | ft% | r/g | a/g | stl | blk | pts/g |
|------------------|-------|-------|------|------|-------|-----|-----|-----|-----|-------|-------|-------|------|------|-------|-----|-----|-----|-----|-------|
| BREWER, Ledarius | 7-7 | 29.1 | .375 | .279 | .706 | 7.3 | 2.6 | 5 | 1 | 13.7 | 38-34 | 29.4 | .410 | .347 | .735 | 4.4 | 1.5 | 34 | 17 | 14.3 |
| HOGAN, Skyler | 7-7 | 25.7 | .450 | .417 | 1.000 | 4.1 | 0.4 | 2 | 2 | 10.1 | 7-7 | 25.7 | .450 | .417 | 1.000 | 4.1 | 0.4 | 2 | 2 | 10.1 |
| CALDWELL, Alex | 7-0 | 19.6 | .500 | .476 | .909 | 2.6 | 2.1 | 8 | 2 | 9.7 | 7-0 | 19.6 | .500 | .476 | .909 | 2.6 | 2.1 | 8 | 2 | 9.7 |
| TOLBERT, Sage | 7-7 | 22.0 | .500 | .000 | .647 | 5.9 | 0.3 | 5 | 3 | 7.6 | 7-7 | 22.0 | .500 | .000 | .647 | 5.9 | 0.3 | 5 | 3 | 7.6 |
| LAROS, Mark | 7-0 | 16.0 | .630 | .000 | .636 | 4.3 | 0.1 | 2 | 0 | 5.9 | 34-7 | 15.2 | .631 | .000 | .538 | 3.6 | 0.3 | 10 | 11 | 4.2 |
| DALTON, Jonathan | 7-7 | 23.1 | .522 | .625 | .733 | 2.3 | 3.6 | 3 | 0 | 5.7 | 68-38 | 22.8 | .437 | .367 | .681 | 1.6 | 3.4 | 52 | 0 | 3.8 |
| CUFFEE, Khalil | 3-0 | 4.7 | .600 | .429 | .000 | 0.3 | 0.3 | 2 | 0 | 5.0 | 3-0 | 4.7 | .600 | .429 | .000 | 0.3 | 0.3 | 2 | 0 | 5.0 |
| RUSSELL, Nygal | 7-0 | 15.4 | .433 | .333 | .545 | 3.1 | 1.3 | 3 | 0 | 5.0 | 7-0 | 15.4 | .433 | .333 | .545 | 3.1 | 1.3 | 3 | 0 | 5.0 |
| MCGLOTHAN, Gabe | 7-0 | 20.4 | .342 | .188 | .625 | 4.9 | 1.0 | 3 | 4 | 4.9 | 7-0 | 20.4 | .342 | .188 | .625 | 4.9 | 1.0 | 3 | 4 | 4.9 |
| GABLE, Isaiah | 7-7 | 19.1 | .265 | .240 | .667 | 3.0 | 0.9 | 2 | 3 | 4.3 | 22-7 | 14.6 | .348 | .311 | .650 | 2.2 | 0.5 | 2 | 3 | 4.3 |
| KAO, Oscar | 5-0 | 5.0 | .455 | .200 | .000 | 0.2 | 0.8 | 0 | 0 | 2.2 | 5-0 | 5.0 | .455 | .200 | .000 | 0.2 | 0.8 | 0 | 0 | 2.2 |
| LEWIS, Donnie | 5-0 | 5.4 | .000 | .000 | .000 | 0.2 | 0.6 | 1 | 0 | 0.0 | 36-2 | 9.5 | .417 | .444 | .467 | 0.7 | 1.2 | 10 | 0 | 0.6 |

| SCORING | fg-fga | fg% | 3fg-fga | 3fg% | ft-fa | ft% | pts | pts/g | fg-fga | fg% | 3fg-fga | 3fg% | ft-fa | ft% | pts | pts/g |
|------------------|--------|------|---------|------|-------|-------|-----|-------|---------|------|---------|------|--------|-------|-----|-------|
| BREWER, Ledarius | 36-96 | .375 | 12-43 | .279 | 12-17 | .706 | 96 | 13.7 | 188-458 | .410 | 83-239 | .347 | 86-117 | .735 | 545 | 14.3 |
| HOGAN, Skyler | 27-60 | .450 | 10-24 | .417 | 7-7 | 1.000 | 71 | 10.1 | 27-60 | .450 | 10-24 | .417 | 7-7 | 1.000 | 71 | 10.1 |
| CALDWELL, Alex | 24-48 | .500 | 10-21 | .476 | 10-11 | .909 | 68 | 9.7 | 24-48 | .500 | 10-21 | .476 | 10-11 | .909 | 68 | 9.7 |
| TOLBERT, Sage | 21-42 | .500 | 0-2 | .000 | 11-17 | .647 | 53 | 7.6 | 21-42 | .500 | 0-2 | .000 | 11-17 | .647 | 53 | 7.6 |
| LAROS, Mark | 17-27 | .630 | 0-2 | .000 | 7-11 | .636 | 41 | 5.9 | 65-103 | .631 | 0-6 | .000 | 14-26 | .538 | 144 | 4.2 |
| DALTON, Jonathan | 12-23 | .522 | 5-8 | .625 | 11-15 | .733 | 40 | 5.7 | 83-190 | .437 | 29-79 | .367 | 62-91 | .681 | 257 | 3.8 |
| CUFFEE, Khalil | 6-10 | .600 | 3-7 | .429 | 0-2 | .000 | 15 | 5.0 | 6-10 | .600 | 3-7 | .429 | 0-2 | .000 | 15 | 5.0 |
| RUSSELL, Nygal | 13-30 | .433 | 3-9 | .333 | 6-11 | .545 | 35 | 5.0 | 13-30 | .433 | 3-9 | .333 | 6-11 | .545 | 35 | 5.0 |
| MCGLOTHAN, Gabe | 13-38 | .342 | 3-16 | .188 | 5-8 | .625 | 34 | 4.9 | 13-38 | .342 | 3-16 | .188 | 5-8 | .625 | 34 | 4.9 |
| GABLE, Isaiah | 9-34 | .265 | 6-25 | .240 | 6-9 | .667 | 30 | 4.3 | 31-89 | .348 | 19-61 | .311 | 13-20 | .650 | 94 | 4.3 |
| KAO, Oscar | 5-11 | .455 | 1-5 | .200 | 0-0 | .000 | 11 | 2.2 | 5-11 | .455 | 1-5 | .200 | 0-0 | .000 | 11 | 2.2 |
| LEWIS, Donnie | 0-0 | .000 | 0-0 | .000 | 0-0 | .000 | 0 | 0.0 | 5-12 | .417 | 4-9 | .444 | 7-15 | .467 | 21 | 0.6 |

| TOTALS | o-reb | d-reb | t-reb | pf | fo | ast | to | a/to | o-reb | d-reb | t-reb | pf | fo | ast | to | a/to |
|------------------|-------|-------|-------|----|----|-----|----|------|-------|-------|-------|-----|----|-----|-----|------|
| BREWER, Ledarius | 5 | 46 | 51 | 15 | 1 | 18 | 25 | 0.7 | 19 | 150 | 169 | 81 | 4 | 58 | 82 | 0.7 |
| HOGAN, Skyler | 8 | 21 | 29 | 13 | 0 | 3 | 9 | 0.3 | 8 | 21 | 29 | 13 | 0 | 3 | 9 | 0.3 |
| CALDWELL, Alex | 4 | 14 | 18 | 12 | 0 | 15 | 7 | 2.1 | 4 | 14 | 18 | 12 | 0 | 15 | 7 | 2.1 |
| TOLBERT, Sage | 20 | 21 | 41 | 25 | 2 | 2 | 18 | 0.1 | 20 | 21 | 41 | 25 | 2 | 2 | 18 | 0.1 |
| LAROS, Mark | 14 | 16 | 30 | 12 | 0 | 1 | 9 | 0.1 | 54 | 70 | 124 | 48 | 0 | 10 | 37 | 0.3 |
| DALTON, Jonathan | 2 | 14 | 16 | 11 | 0 | 25 | 13 | 1.9 | 27 | 83 | 110 | 106 | 1 | 234 | 107 | 2.2 |
| CUFFEE, Khalil | 0 | 1 | 1 | 1 | 0 | 1 | 2 | 0.5 | 0 | 1 | 1 | 1 | 0 | 1 | 2 | 0.5 |
| RUSSELL, Nygal | 1 | 21 | 22 | 13 | 1 | 9 | 7 | 1.3 | 1 | 21 | 22 | 13 | 1 | 9 | 7 | 1.3 |
| MCGLOTHAN, Gabe | 8 | 26 | 34 | 19 | 0 | 7 | 7 | 1.0 | 8 | 26 | 34 | 19 | 0 | 7 | 7 | 1.0 |
| GABLE, Isaiah | 1 | 20 | 21 | 14 | 0 | 6 | 7 | 0.9 | 6 | 43 | 49 | 33 | 0 | 12 | 14 | 0.9 |
| KAO, Oscar | 1 | 0 | 1 | 3 | 0 | 4 | 2 | 2.0 | 1 | 0 | 1 | 3 | 0 | 4 | 2 | 2.0 |
| LEWIS, Donnie | 0 | 1 | 1 | 4 | 0 | 3 | 0 | 0.0 | 7 | 18 | 25 | 41 | 0 | 44 | 14 | 3.1 |

YOUR REDHAWKS

2018-19 BASKETBALL NOTES

GAME 1

SAINT LOUIS 75, SOUTHEAST MISSOURI 65

November 6, 2018 • Chaifetz Arena • St. Louis, Mo.

Southeast Missouri 65 • 0-1

| # | Player | Total | | 3-Ptr | | Reb | | Def | | PF | TP | A | To | Bk | Stl | Min |
|---------------------|------------------|-------|-----------------|-------|-------------|-----|-------|-----|-------|----|----|----|----|----------|-----|-----|
| | | FG | FGA | FG | FGA | FT | FTA | Off | Total | | | | | | | |
| 13 | GABLE, Isaiah | f | 2-6 | 2-5 | 0-0 | 0 | 1 | 1 | 3 | 6 | 1 | 1 | 1 | 0 | 20 | |
| 23 | TOLBERT, Sage | f | 3-7 | 0-0 | 1-2 | 4 | 1 | 5 | 4 | 7 | 0 | 2 | 0 | 1 | 23 | |
| 03 | HOGAN, Skyler | g | 2-4 | 0-0 | 0-0 | 0 | 4 | 4 | 2 | 4 | 0 | 4 | 0 | 1 | 25 | |
| 05 | DALTON, Jonathan | g | 3-5 | 1-1 | 0-0 | 1 | 1 | 2 | 0 | 7 | 3 | 4 | 0 | 1 | 28 | |
| 25 | BREWER, Ledarrus | g | 7-17 | 2-7 | 2-2 | 0 | 7 | 7 | 5 | 18 | 2 | 3 | 0 | 2 | 33 | |
| 00 | CALDWELL, Alex | g | 4-7 | 1-2 | 5-6 | 2 | 2 | 4 | 14 | 4 | 1 | 0 | 0 | 1 | 19 | |
| 04 | KAO, Oscar | g | 0-1 | 0-0 | 0-0 | 0 | 0 | 0 | 1 | 0 | 0 | 0 | 0 | 0 | 2 | |
| 11 | RUSSELL, Nygal | g | 0-3 | 0-0 | 0-0 | 0 | 1 | 1 | 5 | 0 | 2 | 1 | 0 | 0 | 12 | |
| 20 | MCGLOTHAN, Gabe | g | 3-5 | 1-2 | 0-0 | 0 | 6 | 6 | 3 | 7 | 2 | 0 | 0 | 0 | 26 | |
| 42 | LAROS, Mark | g | 1-3 | 0-0 | 0-0 | 0 | 0 | 0 | 1 | 2 | 0 | 0 | 0 | 0 | 12 | |
| Team | | | | | | 1 | 2 | 3 | | | | | | | | |
| Totals | | | 25-58 | 7-17 | 8-10 | 6 | 25 | 31 | 28 | 65 | 14 | 16 | 1 | 4 | 200 | |
| FG % 1st Half: 9-29 | | 31.0% | 2nd half: 16-29 | 55.2% | Game: 25-58 | | 43.1% | | | | | | | Deadball | | |
| 3FG % 1st Half: 4-9 | | 44.4% | 2nd half: 3-8 | 37.5% | Game: 7-17 | | 41.2% | | | | | | | Rebounds | | |
| FT % 1st Half: 2-2 | | 100.0 | 2nd half: 6-8 | 75.0% | Game: 8-10 | | 80.0% | | | | | | | 1 | | |

Saint Louis 75 • 1-0

| # | Player | Total | | 3-Ptr | | Rebounds | | | PF | TP | A | To | Bk | Stl | Min |
|----------------------|----------------------|-------|-----------------|-------|-------------|----------|----------------------|-------------|----|----|----|----|----|-----|-----|
| | | FG | FGA | FG | FGA | FT | FTA | Off Def Tot | | | | | | | |
| 05 | Carte'Are Gordon | f | 1-2 | 0-0 | 0-0 | 0 | 2 | 2 | 4 | 2 | 2 | 3 | 1 | 2 | 15 |
| 11 | Hasahn French | f | 1-1 | 0-0 | 0-0 | 2 | 10 | 12 | 2 | 2 | 4 | 0 | 3 | 0 | 34 |
| 00 | Jordan Goodwin | g | 3-8 | 0-2 | 5-9 | 2 | 4 | 6 | 5 | 11 | 2 | 5 | 0 | 0 | 27 |
| 02 | Tramaine Isabell Jr. | g | 6-13 | 0-6 | 6-11 | 0 | 3 | 3 | 0 | 18 | 1 | 4 | 0 | 2 | 30 |
| 03 | Javon Bess | g | 6-11 | 2-6 | 4-6 | 0 | 5 | 5 | 2 | 18 | 3 | 1 | 0 | 3 | 35 |
| 01 | D.J. Foreman | g | 5-6 | 0-0 | 2-3 | 3 | 0 | 3 | 2 | 12 | 1 | 0 | 0 | 1 | 23 |
| 04 | Dion Wiley | g | 3-9 | 2-8 | 1-2 | 0 | 1 | 1 | 0 | 9 | 1 | 1 | 0 | 0 | 27 |
| 15 | Demarius Jacobs | g | 0-0 | 0-0 | 1-2 | 0 | 1 | 1 | 0 | 1 | 1 | 0 | 0 | 0 | 3 |
| 20 | Fred Thatch Jr. | g | 1-4 | 0-3 | 0-0 | 1 | 1 | 2 | 0 | 2 | 1 | 0 | 0 | 1 | 6 |
| Team | | | | | | | 3 | 1 | 4 | | | | | | |
| Totals | | | 26-54 | 4-25 | 19-33 | 11 | 28 | 39 | 15 | 75 | 16 | 14 | 4 | 9 | 200 |
| FG % 1st Half: 16-32 | | 50.0% | 2nd half: 10-22 | 45.5% | Game: 26-54 | 48.1% | Deadball Rebounds | | | | | | | | |
| 3FG % 1st Half: 3-16 | | 18.8% | 2nd half: 1-9 | 11.1% | Game: 4-25 | 16.0% | | | | | | | | | |
| FT % 1st Half: 5-6 | | 83.3% | 2nd half: 14-27 | 51.9% | Game: 19-33 | 57.6% | | | | | | | | | |

Officials: Rick Crawford, Eric Anderson, Ed Crenshaw
Technical fouls: Southeast Missouri-None. Saint Louis-None.
Attendance: 6028

| Score by periods | 1st | 2nd | Total |
|--------------------|-----|-----|-------|
| Southeast Missouri | 24 | 41 | 65 |
| Saint Louis | 40 | 35 | 75 |

| Points | In | Off | 2nd | Fast |
|--------|----|-----|-----|------|
| SEMO | 26 | 12 | 4 | 18 |
| SU | 34 | 23 | 23 | 17 |

GAME 2

BRADLEY 68, SOUTHEAST MISSOURI 57

November 10, 2018 • Carver Arena • Peoria, Ill.

SE Missouri State 57 • 0-2

| # | Player | Total | | 3-Ptr | | Rebounds | | PF | TP | A | To | Bk | Stl | Min |
|----------------------|------------------|--------|--------|-----------------|-------------|----------|----|-------------|----|-------|----|----------------------|-----|-------|
| | | FG-FGA | FG-FGA | FT-FTA | Off Def Tot | | | | | | | | | |
| 13 | GABLE, Isaiah | f | 0-4 | 0-2 | 0-2 | 1 | 3 | 4 | 3 | 0 | 2 | 0 | 0 | 16 |
| 23 | TOLBERT, Sage | f | 5-8 | 0-0 | 3-6 | 5 | 3 | 8 | 4 | 13 | 0 | 3 | 1 | 28 |
| 03 | HOGAN, Skyler | g | 2-10 | 1-6 | 1-1 | 1 | 3 | 4 | 3 | 6 | 0 | 1 | 0 | 28 |
| 05 | DALTON, Jonathan | g | 2-3 | 1-2 | 4-4 | 0 | 1 | 1 | 3 | 9 | 3 | 2 | 0 | 24 |
| 25 | BREWER, Ledarrus | g | 3-15 | 1-8 | 4-6 | 1 | 7 | 8 | 2 | 11 | 3 | 2 | 0 | 33 |
| 00 | CALDWELL, Alex | g | 3-7 | 0-1 | 0-0 | 1 | 2 | 3 | 2 | 6 | 1 | 2 | 0 | 18 |
| 11 | RUSSELL, Nygal | g | 2-6 | 1-2 | 2-2 | 1 | 3 | 4 | 2 | 7 | 1 | 2 | 0 | 21 |
| 15 | LEWIS, Donnie | g | 0-0 | 0-0 | 0-0 | 0 | 0 | 0 | 2 | 0 | 0 | 0 | 0 | 5 |
| 20 | MCGLOTHAN, Gabe | g | 0-1 | 0-1 | 3-4 | 0 | 3 | 4 | 3 | 1 | 1 | 1 | 1 | 16 |
| 42 | LAROS, Mark | g | 1-3 | 0-1 | 0-0 | 1 | 1 | 2 | 3 | 2 | 0 | 0 | 0 | 11 |
| Team | | | | | | 3 | 0 | 3 | | | | | | |
| Totals | | | 18-57 | 4-23 | 17-25 | 14 | 26 | 40 | 28 | 57 | 9 | 15 | 2 | 3 200 |
| FG % 1st Half: 8-28 | | 28.6% | | 2nd half: 10-29 | | 34.5% | | Game: 18-57 | | 31.6% | | Deadball Rebounds | | |
| 3FG % 1st Half: 2-12 | | 16.7% | | 2nd half: 2-11 | | 18.2% | | Game: 4-23 | | 17.4% | | | | |
| FT % 1st Half: 5-8 | | 62.5% | | 2nd half: 12-17 | | 70.6% | | Game: 17-25 | | 68.0% | | | | |

Bradley 68 • 2-0

| # | Player | | Total | | 3-Ptr | | Rebounds | | | PF | TP | A | To | Bk | Stl | Min |
|----------------------|----------------------|---|-------|-----------------|-------|-------------|----------|-----|-------|----|----|----------------------|----|----|-----|-----|
| | | | FG | FGA | FT | FTA | Off | Def | Total | | | | | | | |
| 10 | Childs, Elijah | f | 3-12 | 0-2 | 2-2 | 2 | 9 | 11 | 3 | 8 | 1 | 3 | 5 | 2 | 35 | |
| 12 | Bar, Koch | c | 2-4 | 0-0 | 0-0 | 1 | 2 | 3 | 4 | 4 | 0 | 3 | 1 | 0 | 13 | |
| 05 | Brown, Darrell | g | 3-9 | 2-5 | 7-12 | 0 | 1 | 1 | 15 | 6 | 1 | 0 | 3 | 33 | | |
| 23 | Lautier-Ogunleye, D. | g | 4-6 | 1-2 | 13-15 | 2 | 3 | 5 | 2 | 22 | 2 | 2 | 0 | 1 | 31 | |
| 25 | Kennell, Nate | g | 1-6 | 1-6 | 0-0 | 1 | 3 | 4 | 3 | 2 | 0 | 0 | 0 | 21 | | |
| 03 | Pittman, Antoine | g | 2-4 | 1-3 | 0-2 | 0 | 4 | 4 | 1 | 5 | 1 | 0 | 0 | 1 | 25 | |
| 13 | van Bree, Luuk | g | 3-3 | 3-3 | 0-0 | 0 | 2 | 2 | 3 | 9 | 0 | 0 | 0 | 1 | 17 | |
| 22 | Henry, Ja'Shon | g | 1-4 | 0-1 | 0-1 | 2 | 1 | 3 | 1 | 2 | 0 | 1 | 0 | 1 | 8 | |
| 35 | Hodgson, Jayden | g | 0-1 | 0-1 | 0-0 | 0 | 0 | 0 | 5 | 0 | 2 | 2 | 0 | 0 | 17 | |
| Team | | | | | | 1 | 3 | 4 | | | | 1 | | | 200 | |
| Totals | | | 19-49 | 8-23 | 22-32 | 9 | 28 | 37 | 23 | 68 | 14 | 13 | 6 | 9 | 200 | |
| FG % 1st Half: 10-29 | | | 34.5% | 2nd half: 9-20 | 45.0% | Game: 19-49 | | | 38.8% | | | Deadball Rebounds | | | | |
| 3FG % 1st Half: 4-13 | | | 30.8% | 2nd half: 4-10 | 40.0% | Game: 8-23 | | | 34.8% | | | | | | | |
| FT % 1st Half: 7-13 | | | 53.8% | 2nd half: 15-19 | 78.9% | Game: 22-32 | | | 68.8% | | | | | | | |

Officials: Rick Crawford, Roland Simmons, Tommy Short
Technical fouls: SE Missouri State-None. Bradley-None.
Attendance: 5181
BU #35 Hodgson fouls out at 2:06

| Score by periods | 1st | 2nd | Total |
|-------------------|-----|-----|-------|
| SE Missouri State | 23 | 34 | 57 |
| Bradley | 31 | 37 | 68 |

| Points | In | Off | 2nd | Fast |
|--------|----|-----|-----|------|
| SEMO | 24 | 15 | 11 | 2 |
| BRAD | 22 | 17 | 7 | 10 |

GAME 3

SOUTHEAST MISSOURI 102, QUINCY 66

November 12, 2018 • Show Me Center • Cape Girardeau, Mo.

Quincy 66 • 1-1

| # | Player | | Total | | 3-Ptr | | Rebounds | | | | | | | | |
|---|--------------------|---|-------|-------|--------|-----|----------|-----|----|----|----|----|----|-----|-----|
| | | | FG-FA | FG-FA | FT-FTA | Off | Def | Tot | PF | TP | A | To | Bk | Stl | Min |
| 24 | Stuckman, Tanner | f | 3-5 | 2-3 | 0-0 | 3 | 1 | 4 | 1 | 8 | 0 | 0 | 0 | 0 | 15 |
| 33 | Hinton, Marcus | f | 1-2 | 0-0 | 3-3 | 0 | 5 | 5 | 2 | 5 | 0 | 1 | 1 | 0 | 12 |
| 00 | Wormack, Jah-Kobe | g | 4-12 | 2-4 | 4-4 | 1 | 1 | 2 | 1 | 14 | 2 | 2 | 1 | 0 | 21 |
| 02 | Briscoe, Ryan | g | 1-5 | 0-3 | 0-0 | 0 | 3 | 3 | 1 | 2 | 3 | 1 | 0 | 0 | 21 |
| 03 | Houston, Demetrius | g | 7-17 | 1-6 | 0-0 | 0 | 1 | 1 | 0 | 15 | 3 | 0 | 0 | 0 | 24 |
| 01 | Downing, Austin | g | 0-3 | 0-2 | 0-0 | 1 | 0 | 1 | 3 | 0 | 0 | 2 | 0 | 0 | 14 |
| 04 | Zurcher, Lucas | g | 0-0 | 0-0 | 0-0 | 0 | 0 | 0 | 0 | 0 | 1 | 0 | 0 | 0 | 2 |
| 05 | Johnson, Marsalis | g | 3-4 | 0-0 | 0-1 | 3 | 2 | 5 | 1 | 6 | 1 | 1 | 0 | 0 | 19 |
| 10 | Dossier, Bobby | g | 1-4 | 0-2 | 3-4 | 0 | 1 | 1 | 5 | 0 | 0 | 0 | 0 | 0 | 17 |
| 12 | Parker, Robert | g | 0-1 | 0-1 | 0-0 | 0 | 1 | 1 | 3 | 0 | 0 | 3 | 0 | 0 | 10 |
| 15 | Meny, Trevor | g | 1-3 | 0-0 | 0-0 | 0 | 0 | 0 | 1 | 2 | 0 | 1 | 0 | 0 | 6 |
| 23 | Alexander, DeAndre | g | 0-3 | 0-0 | 4-6 | 1 | 1 | 0 | 4 | 4 | 1 | 0 | 1 | 0 | 15 |
| 42 | Adams, Aziz | g | 2-3 | 0-0 | 1-2 | 2 | 2 | 5 | 0 | 5 | 0 | 0 | 0 | 0 | 24 |
| Team | | | | | | | 2 | | 3 | | | | | | |
| Totals | | | 23-62 | 5-21 | 15-20 | 12 | 19 | 31 | 14 | 66 | 11 | 12 | 2 | 2 | 200 |
| FG % 1st Half: 11-35 31.4% 2nd half: 12-27 44.4% Game: 23-62 37.1% Deadball | | | | | | | | | | | | | | | |
| 3FG % 1st Half: 2-13 15.4% 2nd half: 3-8 37.5% Game: 5-21 23.8% Rebounds | | | | | | | | | | | | | | | |
| FT % 1st Half: 8-9 88.9% 2nd half: 7-11 63.6% Game: 15-20 75.0% 4 | | | | | | | | | | | | | | | |

YOUR REDHAWKS

2018-19 BASKETBALL NOTES

GAME 5

SOUTHEAST MISSOURI 63, CHATTANOOGA 42

November 17, 2018 • Mitchell Center • Mobile, Ala.

Chattanooga 42 • 2-3

| # | Player | Total | | 3-Ptr | Rebounds | PF | TP | A | TO | Blk | Stl | Min |
|--------|---------------------|--------|--------|-------|-------------|----|----|---|----|-----|-----|-----|
| | | FG-FGA | FG-FGA | | Off Def Tot | | | | | | | |
| 34 | Kevin Easley | f | 3-11 | 2-7 | 0-0 | 0 | 5 | 2 | 8 | 1 | 0 | 35 |
| 33 | Thomas Smallwood | c | 1-6 | 1-3 | 3-4 | 1 | 6 | 7 | 1 | 6 | 1 | 24 |
| 01 | Jonathan Scott | g | 1-5 | 0-2 | 1-2 | 1 | 3 | 4 | 4 | 3 | 0 | 24 |
| 02 | Jerry Johnson, Jr. | g | 5-11 | 2-7 | 0-0 | 2 | 1 | 3 | 1 | 12 | 1 | 34 |
| 05 | Donovann Toatley | g | 3-10 | 0-5 | 0-0 | 0 | 2 | 2 | 1 | 6 | 2 | 26 |
| 03 | David Jean-Baptiste | g | 0-5 | 0-4 | 0-0 | 0 | 4 | 4 | 2 | 0 | 1 | 20 |
| 04 | Maurice Commander | g | 1-7 | 1-7 | 0-0 | 0 | 3 | 3 | 3 | 1 | 1 | 26 |
| 22 | Keigan Kerby | g | 0-1 | 0-1 | 0-0 | 0 | 0 | 0 | 0 | 0 | 0 | 2 |
| 25 | Justin Brown | g | 1-3 | 0-0 | 2-4 | 3 | 1 | 4 | 0 | 1 | 0 | 12 |
| Team | | | | | | | | | | | | |
| Totals | | 15-59 | 6-36 | 6-10 | 9 25 34 | 14 | 42 | 7 | 13 | 0 | 4 | 200 |

FG % 1st Half: 7-28 25.0% 2nd half: 8-31 25.8% Game: 15-59 25.4%
 3FG % 1st Half: 3-16 18.8% 2nd half: 3-20 15.0% Game: 6-36 16.7%
 FT % 1st Half: 0-0 0.0% 2nd half: 6-10 60.0% Game: 6-10 60.0%

Deadball
Rebounds
1,1

Southeast Missouri 63 • 3-2

| # | Player | Total | | 3-Ptr | Rebounds | PF | TP | A | TO | Blk | Stl | Min |
|--------|------------------|--------|--------|-------|-------------|----|----|----|----|-----|-----|-----|
| | | FG-FGA | FG-FGA | | Off Def Tot | | | | | | | |
| 13 | GABLE, Isalah | f | 2-5 | 0-2 | 2-2 | 0 | 4 | 4 | 2 | 6 | 1 | 24 |
| 23 | TOLBERT, Sage | f | 3-6 | 0-0 | 1-1 | 3 | 7 | 10 | 5 | 7 | 0 | 26 |
| 03 | HOGAN, Skyler | g | 6-11 | 3-3 | 0-0 | 1 | 5 | 6 | 0 | 15 | 0 | 29 |
| 05 | DALTON, Jonathan | g | 1-2 | 1-2 | 2-2 | 0 | 2 | 1 | 5 | 3 | 1 | 23 |
| 25 | BREWER, Ledarius | g | 5-11 | 0-2 | 1-2 | 1 | 6 | 7 | 1 | 11 | 4 | 26 |
| 00 | CALDWELL, Alex | g | 3-6 | 0-2 | 1-1 | 0 | 3 | 3 | 2 | 7 | 1 | 19 |
| 01 | CUFFEE, Khalil | g | 1-2 | 1-2 | 0-0 | 0 | 0 | 0 | 0 | 3 | 0 | 3 |
| 04 | KAO, Oscar | g | 1-1 | 0-0 | 0-0 | 0 | 0 | 0 | 0 | 2 | 0 | 3 |
| 11 | RUSSELL, Nygal | g | 1-3 | 0-2 | 0-0 | 0 | 5 | 5 | 1 | 2 | 0 | 17 |
| 15 | LEWIS, Donnie | g | 0-0 | 0-0 | 0-0 | 0 | 0 | 0 | 0 | 1 | 0 | 3 |
| 30 | MCGLOTHAN, Gabe | g | 1-6 | 0-1 | 1-2 | 1 | 2 | 3 | 4 | 3 | 0 | 13 |
| 42 | LAROS, Mark | g | 1-3 | 0-1 | 0-0 | 1 | 2 | 3 | 0 | 2 | 0 | 14 |
| Team | | | | | | | | | | | | |
| Totals | | 25-56 | 5-17 | 8-10 | 7 36 43 | 16 | 63 | 10 | 17 | 3 | 5 | 200 |

FG % 1st Half: 11-30 36.7% 2nd half: 14-26 53.8% Game: 25-56 44.6%
 3FG % 1st Half: 2-10 20.0% 2nd half: 3-7 42.9% Game: 5-17 29.4%
 FT % 1st Half: 2-2 100.0% 2nd half: 6-8 75.0% Game: 8-10 80.0%

Deadball
Rebounds
0,2

Officials: Nathan Bemis, Keith Patterson, Kevin Raher
 Technical fouls: Chattanooga-Kevin Easley. Southeast Missouri-None.
 Attendance: 650
 Game 3 of the Goldie and Herman Ungar Classic

| Score by periods | 1st | 2nd | Total |
|--------------------|-----|-----|-------|
| Chattanooga | 17 | 25 | 42 |
| Southeast Missouri | 26 | 37 | 63 |

| | In | Off | 2nd | Fast | Bench |
|--------|----|-----|-----|------|-------|
| Points | 10 | 12 | 2 | 4 | 7 |
| UTC | 10 | 12 | 2 | 4 | 7 |
| SEMO | 32 | 8 | 2 | 23 | 19 |

GAME 7

SOUTHEAST MISSOURI 72, MISSOURI S&T 69

November 27, 2018 • Show Me Center • Cape Girardeau, Mo.

Missouri S&T 69 • 2-4

| # | Player | Total | | 3-Ptr | Rebounds | PF | TP | A | TO | Blk | Stl | Min |
|--------|-------------------|--------|--------|-------|-------------|----|----|---|----|-----|-----|-----|
| | | FG-FGA | FG-FGA | | Off Def Tot | | | | | | | |
| 12 | Sarajlic, Ervin | f | 5-15 | 3-11 | 0-0 | 2 | 6 | 8 | 2 | 13 | 1 | 35 |
| 24 | Louiserre, Romain | f | 3-7 | 0-1 | 5-6 | 5 | 4 | 9 | 3 | 11 | 0 | 26 |
| 02 | Hedgepeth, CJ | g | 10-16 | 3-4 | 5-8 | 1 | 4 | 5 | 3 | 28 | 0 | 39 |
| 03 | Newt, Jordan | g | 3-11 | 1-7 | 2-2 | 1 | 3 | 4 | 1 | 9 | 3 | 32 |
| 25 | Miller, Juwan | g | 1-6 | 0-1 | 0-0 | 1 | 1 | 2 | 1 | 2 | 5 | 33 |
| 15 | Muhammad, Yahmir | g | 2-5 | 1-2 | 0-0 | 0 | 1 | 1 | 1 | 5 | 0 | 16 |
| 23 | Andric, Nikola | g | 0-0 | 0-0 | 1-3 | 1 | 2 | 3 | 1 | 1 | 0 | 17 |
| 44 | Bushman, Kyle | g | 0-0 | 0-0 | 0-0 | 0 | 0 | 0 | 0 | 0 | 0 | 2 |
| Team | | | | | | | | | | | | |
| Totals | | 24-60 | 8-26 | 13-19 | 11 22 33 | 12 | 69 | 9 | 16 | 1 | 8 | 200 |

FG % 1st Half: 10-30 33.3% 2nd half: 14-30 46.7% Game: 24-60 40.0%
 3FG % 1st Half: 3-13 23.1% 2nd half: 5-13 38.5% Game: 8-26 30.8%
 FT % 1st Half: 9-13 69.2% 2nd half: 4-6 66.7% Game: 13-19 68.4%

Deadball
Rebounds
1

Southeast Missouri 72 • 4-3

| # | Player | Total | | 3-Ptr | Rebounds | PF | TP | A | TO | Blk | Stl | Min |
|--------|------------------|--------|--------|-------|-------------|----|----|----|----|-----|-----|-----|
| | | FG-FGA | FG-FGA | | Off Def Tot | | | | | | | |
| 13 | GABLE, Isalah | f | 1-7 | 1-5 | 0-0 | 0 | 2 | 2 | 0 | 3 | 0 | 15 |
| 23 | TOLBERT, Sage | f | 1-2 | 0-0 | 1-2 | 2 | 3 | 5 | 1 | 3 | 0 | 16 |
| 03 | HOGAN, Skyler | g | 6-9 | 2-4 | 0-0 | 2 | 2 | 4 | 3 | 14 | 1 | 26 |
| 00 | DALTON, Jonathan | g | 2-3 | 0-0 | 1-4 | 0 | 1 | 1 | 3 | 5 | 3 | 20 |
| 25 | BREWER, Ledarius | g | 7-13 | 3-6 | 3-3 | 0 | 11 | 11 | 3 | 20 | 1 | 34 |
| 01 | CALDWELL, Alex | g | 3-7 | 1-4 | 0-0 | 0 | 0 | 0 | 2 | 7 | 4 | 16 |
| 04 | KAO, Oscar | g | 0-1 | 0-1 | 0-0 | 0 | 0 | 0 | 0 | 0 | 1 | 3 |
| 11 | RUSSELL, Nygal | g | 3-4 | 0-0 | 1-4 | 0 | 3 | 3 | 3 | 7 | 1 | 13 |
| 15 | LEWIS, Donnie | g | 0-0 | 0-0 | 0-0 | 0 | 0 | 0 | 1 | 0 | 1 | 8 |
| 30 | MCGLOTHAN, Gabe | g | 4-11 | 1-4 | 0-0 | 3 | 6 | 9 | 1 | 9 | 1 | 27 |
| 42 | LAROS, Mark | g | 2-2 | 0-0 | 0-0 | 3 | 2 | 5 | 1 | 4 | 0 | 22 |
| Team | | | | | | | | | | | | |
| Totals | | 29-59 | 8-24 | 6-13 | 11 30 41 | 18 | 72 | 12 | 22 | 2 | 11 | 200 |

FG % 1st Half: 16-27 59.3% 2nd half: 13-32 40.6% Game: 29-59 49.2%
 3FG % 1st Half: 6-12 50.0% 2nd half: 2-12 16.7% Game: 8-24 33.3%
 FT % 1st Half: 1-4 25.0% 2nd half: 5-9 55.6% Game: 6-13 46.2%

Deadball
Rebounds
4

Officials: Tyler Kumpf, Brad Fritsche, Tariq Lucas
 Technical fouls: Missouri S&T-None. Southeast Missouri-None.
 Attendance: 650

| Score by periods | 1st | 2nd | Total |
|--------------------|-----|-----|-------|
| Missouri S&T | 32 | 37 | 69 |
| Southeast Missouri | 39 | 33 | 72 |

| | In | Off | 2nd | Fast | Bench |
|--------|----|-----|-----|------|-------|
| Points | 30 | 13 | 13 | 4 | 6 |
| MST | 30 | 13 | 13 | 4 | 6 |
| SEMO | 36 | 15 | 11 | 6 | 27 |

GAME 6

SOUTH ALABAMA 79, SOUTHEAST MISSOURI 58

November 19, 2018 • Mitchell Center • Mobile, Ala.

Southeast Missouri 58 • 3-3

| # | Player | Total | | 3-Ptr | Rebounds | PF | TP | A | TO | Blk | Stl | Min |
|--------|------------------|--------|--------|-------|-------------|----|----|----|----|-----|-----|-----|
| | | FG-FGA | FG-FGA | | Off Def Tot | | | | | | | |
| 13 | GABLE, Isalah | f | 2-6 | 2-6 | 0-1 | 0 | 4 | 4 | 3 | 6 | 0 | 16 |
| 23 | TOLBERT, Sage | f | 4-6 | 0-1 | 3-4 | 2 | 2 | 4 | 3 | 11 | 1 | 22 |
| 03 | HOGAN, Skyler | g | 2-6 | 0-2 | 2-2 | 1 | 0 | 1 | 2 | 6 | 0 | 15 |
| 05 | DALTON, Jonathan | g | 1-3 | 0-0 | 0-0 | 0 | 4 | 4 | 0 | 2 | 7 | 27 |
| 25 | BREWER, Ledarius | g | 3-12 | 2-7 | 2-2 | 1 | 6 | 7 | 2 | 10 | 0 | 29 |
| 00 | CALDWELL, Alex | g | 1-8 | 0-3 | 0-0 | 1 | 2 | 3 | 0 | 2 | 1 | 20 |
| 01 | CUFFEE, Khalil | g | 0-2 | 0-2 | 0-0 | 0 | 0 | 0 | 0 | 0 | 0 | 3 |
| 04 | KAO, Oscar | g | 1-2 | 1-2 | 0-0 | 0 | 0 | 0 | 0 | 3 | 0 | 3 |
| 11 | RUSSELL, Nygal | g | 2-5 | 0-1 | 0-2 | 0 | 5 | 5 | 2 | 4 | 2 | 16 |
| 15 | LEWIS, Donnie | g | 0-0 | 0-0 | 0-0 | 0 | 0 | 0 | 0 | 0 | 0 | 3 |
| 30 | MCGLOTHAN, Gabe | g | 3-9 | 1-4 | 0-0 | 3 | 2 | 5 | 3 | 7 | 2 | 23 |
| 42 | LAROS, Mark | g | 2-3 | 0-0 | 3-5 | 5 | 4 | 9 | 2 | 7 | 0 | 13 |
| Team | | | | | | | | | | | | |
| Totals | | 21-62 | 6-28 | 10-16 | 16 30 46 | 17 | 58 | 13 | 15 | 2 | 4 | 200 |

FG % 1st Half: 12-31 38.7% 2nd half: 9-31 29.0% Game: 21-62 33.9%
 3FG % 1st Half: 3-12 25.0% 2nd half: 3-16 18.8% Game: 6-28 21.4%
 FT % 1st Half: 3-4 75.0% 2nd half: 7-12 58.3% Game: 10-16 62.5%

Deadball
Rebounds
2

South Alabama 79 • 3-2

| # | Player | Total | 3-Ptr | Rebounds | | | | | | | | Min |
|---|-----------------|---------|--------|----------|-------------|----|----|----|----|-----|-----|-----|
| | | FG-TGA | FG-TGA | FT-TA | Off Def Tot | PF | TP | A | TO | Blk | Stl | |
| 03 | Morris, Kevin | f 1-1 | 0-0 | 2-4 | 1 2 3 | 3 | 4 | 0 | 1 | 1 | 0 | 11 |
| 42 | Mitchell, Thrae | f 4-12 | 1-6 | 2-2 | 1 8 9 | 1 | 11 | 4 | 1 | 2 | 1 | 35 |
| 01 | McGee, Herb | g 2-4 | 0-2 | 1-4 | 0 6 6 | 1 | 5 | 11 | 1 | 0 | 2 | 34 |
| 10 | Sikes, Rodrick | g 10-22 | 6-16 | 4-5 | 0 1 1 | 2 | 30 | 0 | 2 | 0 | 2 | 37 |
| 30 | Dial, Abdul | g 2-4 | 1-2 | 0-0 | 0 1 1 | 3 | 5 | 1 | 1 | 1 | 0 | 24 |
| 12 | Kelly, R.J. | g 3-5 | 0-1 | 3-6 | 1 3 4 | 3 | 9 | 0 | 1 | 0 | 1 | 26 |
| 25 | Andrews, Jordan | g 5-7 | 5-7 | 0-0 | 0 4 4 | 3 | 15 | 1 | 1 | 0 | 0 | 23 |
| 50 | Pettway, John | g 0-2 | 0-0 | 0-0 | 0 1 1 | 2 | 0 | 2 | 0 | 0 | 0 | 10 |
| | Team | | | | 1 2 3 | | | | | | | |
| Totals | | 27-57 | 13-34 | 12-21 | 4 28 32 | 18 | 79 | 19 | 8 | 4 | 6 | 200 |
| FG % 1st Half: 14-33 42.4% 2nd half: 13-24 54.2% Game: 27-57 47.4% Deadball | | | | | | | | | | | | |
| 3FG % 1st Half: 9-23 39.1% 2nd half: 4-11 36.4% Game: 13-34 38.2% Rebounds | | | | | | | | | | | | |
| FT % 1st Half: 4-6 66.7% 2nd half: 4-5 80.0% Game: 8-11 72.7% 18.2% | | | | | | | | | | | | |