

SOUTHEAST MISSOURI



WOMEN'S BASKETBALL

2018-19 Media Guide



#LETSSOAR





TABLE OF CONTENTS

INTRO TO REDHAWK BASKETBALL

Media Information	2-5
Show Me Center	6-9
Personality Portraits.....	10-13
Academic Excellence.....	14-15
Social Development.....	16-17
Competitive Success.....	18-19
Sports Medicine.....	20-21
Redhawks & Under Armour	22-23
President Carlos Vargas	24-25
Director of Athletics Brady Barke	26-27
Athletics Staff.....	28-30

SEASON OUTLOOK

Season Outlook.....	32-33
Meet the Team.....	34-36
Schedule.....	37-39
Opponents.....	40-43

COACHES

Head Coach Rekha Patterson.....	46-48
Assistant Coaches/Staff	49-52

PLAYER BIOS

Returnees	54-62
Newcomers.....	63-65

YEAR IN REVIEW

2017-18 Final Statistics.....	68-73
Stat Leaders.....	74-77
Season/Career	78
2017-18 Box Scores	79-86

HISTORY AND RECORD BOOK

Honors and Awards	88-89
Game Records.....	90-91
Individual Records.....	92-93
1,000 Point Club.....	94
Coaching History	95
Comparisons.....	96
Year-By-Year	97-99
Coaching Year-By-Year.....	100-105
All-Time Series.....	106-120
Postseason.....	121
All-Time Roster.....	122

THIS IS THE OVC

OVC History	123-132
2018-19 OVC Tournament.....	129
OVC Staff	130-131

THIS IS SEMO

University Pages.....	133-139
-----------------------	---------

CREDITS

The 2018-19 Southeast Missouri Women's Basketball Media Guide was written, edited and designed by Assistant Strategic Communications Director Morgan Harding. Additional assistance by Jeff Honza and Eric Mueller. Photography by Marc Mahnke, Keith Hente, Bill Barrett, and Josh Russell. Special thanks to opposing school media relations personnel for submitting information to the opponents section of this guide.





MEDIA

CREDENTIALS

Credentials are required for entrance to the Show Me Center. To request season or single-game credentials, please contact Southeast Missouri Assistant Strategic Communications Director Morgan Harding by phone (573) 651-2294 or email at mharding@semo.edu. Credentials can be picked up at the NCAA pass gate inside the main entrance of the Show Me Center.

PRESS ROW

Media will be issued assigned seats court-side on the north side of the Show Me Center. Press row is reserved for working media. Professional decorum is expected at all times. Cheering or outward expression is strictly prohibited.

PHOTOGRAPHERS

Photographers working the floor level at the Show Me Center are required to shoot from behind the dash lines along the baselines and must sit on the floor in those areas. The Strategic Communication Director may identify other positions off the court where photographers may work, provided the view is not blocking the view of fans. At no time may photographers work directly

from behind the official scorers table and team benches or in front of any court-side signage. No tripods may be placed on or beside the court.

POSTGAME INTERVIEWS

All interview requests for Southeast Missouri student-athletes must be made to a member of the Southeast Strategic Communications staff prior to the end of each game. Student-athletes will be escorted to postgame press conferences in the front meeting rooms of the Show Me Center. Media representatives are not allowed in the dressing room areas. Redhawks head coach Rekha Patterson will address the media during press conferences after every game and the opposing head coach will be invited upon request. Patterson will join press conferences immediately following her postgame radio obligation with the Redhawks Radio Network.

BASKETBALL EMAIL LIST

If you would like to be added to the Southeast Missouri women's basketball email list to receive breaking news about the team, please email Morgan Harding at mharding@semo.edu. The official athletics website, GoSoutheast.com, is

the best source for up-to-date team information.

WEEKDAY INTERVIEWS

All Southeast Missouri women's basketball practices are open to the media. Interviews will be conducted before all practices. Please contact the Strategic Communications office to verify practice times and locations.

VISITING RADIO

Visiting radio stations are required to make requests at least one week in advance. The Redhawks Radio Network provides a courtesy phone line for the official station of all opponents. Other stations will be charged a rights fee and must order telephone lines from the University Telecommunication Services by calling (573) 651-2575.

PARKING

There is no designated parking for visiting media at the Show Me Center. Parking is on a first-come, first-serve basis, so please arrive early.

WIRELESS INTERNET

The Show Me Center is equipped with wireless internet. Please see a member of

the Southeast strategic communications staff for login information.

ESPN+

Fans can watch all of Southeast Missouri's home basketball games on ESPN+. All Ohio Valley Conference games will also be available on ESPN+. The Southeast Missouri Department of Athletics will produce the Redhawks home webcasts this season.

LIVE STATS SERVICES

Live stats are available for free, provided by StatBroadcast. Live stat links for each home game are available on GoSoutheast.com. Live stats are also available for free on mobile devices at SoutheastStats.com.

STATISTICAL SERVICES

Box scores and play-by-play accounts will be available immediately following each game. Notes, statistics, scorecards and other information will also be available to help with your coverage of Redhawks Women's Basketball.



INFORMATION



@GOSOUTHEAST
@SEMOWBB



GOSOUTHEAST



GOSOUTHEAST



SEMOREDHAWKS

#LETSSOAR

stat**broadcast** live



GOSOUTHEAST.COM



MEDIA

REDHAWKS RADIO NETWORK

All Redhawk Basketball games will be broadcast live on the radio at Real Rock 99.3 FM and online at GoSoutheast.



com. Erik Sean returns for his 19th year as the "Voice of the Redhawks." Sean is the Director of Sports Operations for Mississippi River Radio's eight radio stations in Cape Girardeau. He is an 11-time winner of the Missouri Broadcasters Association's Play-by-Play Award and three-time winner of the MBA's Sports Award. Sean will be assisted by Jess Bolen and various guests.

RADIO NETWORK AFFILIATES

Real Rock 99.3 FM (KCGQ)
Cape Girardeau, Mo.

ESPN 93.5 FM
Cape Girardeau, Mo.

ESPN 1220 AM (KGIR)
Cape Girardeau, Mo.

ESPN 1470 (KMAL)
Malden, Mo.

SEMOESPN.COM

Listen and watch all of Southeast Missouri's radio shows throughout the 2018-19 season live online at SEMOESPN.com. Visit GoSoutheast.com for the complete schedule of radio show dates, times and locations.

RADIO SHOW

Southeast's radio show will be on Tuesdays at Wings Etc. with shows at both the Cape Girardeau (3047 William St.) and Jackson (2003 E. Jackson Blvd.) locations. The radio show airs live from Noon-1 p.m., CT, on ESPN 93.5 FM and ESPN 1220 AM each week.

LISTEN LIVE

STRATEGIC COMMUNICATIONS



JEFF HONZA, ASSISTANT ATHLETICS DIRECTOR FOR STRATEGIC COMMUNICATIONS

Football, Men's Basketball, Softball, Administration

Office: (573) 651-2933

Cell: (618) 528-1145

Email: jhonza@semo.edu, redhawk1@me.com



MORGAN HARDING, ASSISTANT DIRECTOR OF STRATEGIC COMMUNICATIONS

Soccer, Women's Basketball, Baseball, Secondary Volleyball, Secondary Gymnastics

Office: (573) 651-2294

Cell: (812) 306-8211

Email: mharding@semo.edu



ERIC MUELLER, GRADUATE ASSISTANT

Volleyball, Cross Country, Gymnastics, Track & Field, Tennis

Office: (573) 651-2937

Cell: (630) 267-5145

Email: ejmueller@semo.edu

GOSOUTHEAST.COM

**SOUTHEAST MISSOURI
STRATEGIC COMMUNICATIONS**

One University Plaza MS 0200

Cape Girardeau, MO 63701

Phone: (573) 651-2294

Fax: (573) 651-2810

Press Box: (573) 651-2191

INFORMATION



GOSOUTHEAST.COM



SHOW ME

The newly-renovated 7,300-seat Show Me Center (SMC) is the home of the Southeast Missouri State University men's and women's basketball teams. Additionally, the Show Me Center is the entertainment, and meeting hub for the 250,000 residents of the tristate region.

The facility first opened its doors in the summer of 1987 and celebrated its 25th Anniversary during the 2012-13 season.

The Show Me Center has served Southeast Missouri State University, the City of Cape Girardeau, and the citizens of Southeast Missouri, Southern Illinois, and Western

Kentucky by providing quality concerts, sporting events, top-notch family entertainment, and a first-rate banquet, convention, and meeting facility.

The facility is a joint-venture of Southeast Missouri State and the City of Cape Girardeau. The combined SMC and Student Recreation Center, which received a complete renovation and expansion in 1999, were originally built at a cost of \$18 million. During the summer of 2015, the Show Me Center underwent an \$8 million renovation that included the roof, seats, sound and lights, and a brand new video board.

The building houses the

Redhawks men's and women's locker rooms. The basketball offices on the north side of the SMC were completed during the fall of 2003.

The Student Recreation Center is adjoined to the Show Me Center, and it houses the Redhawks' practice facilities. The center has five full basketball courts (including two hardwood courts), a large weight room, six racquetball courts, an indoor track, two cardiovascular equipment areas, a climbing wall, two multipurpose rooms, and full locker rooms. The Student Aquatic Center, which opened in December 2007, features a four-lane lap pool, a recreational pool with a rock

wall and zip line, hot tub and locker rooms.



CENTER

Largest Show Me Center Crowds (Women's Basketball)

Attendance	Date	Opponent	Result
7,064	3/23/91	North Dakota State	L, 74-81
6,640	3/22/91	Norfolk State	W, 85-52
6,607	1/22/05	Austin Peay	W, 84-52
4,023	3/16/91	Cal-Poly Pomona	W, 82-52
3,844	2/3/01	Tennessee State	W, 95-84
3,669	1/14/99	Murray State	W, 78-59
3,385	2/23/99	Murray State	W, 66-60
3,855	2/20/00	Eastern Illinois	W, 101-86
3,850	2/17/01	Eastern Illinois	L 47-70
3,344	1/13/01	UT Martin	W, 79-66
2,982	2/18/89	Central Missouri	L, 65-72



SHOW ME CENTER
CAPE GIRARDEAU, MISSOURI



GOSOUTHEAST.COM







“If you’re going somewhere as a team you need different personalities committed to a shared common goal.” - Nick Fewings

This year the team had a photo shoot to express their individual personalities. Each athlete was asked to take a photo that would best describe themselves. All the athletes took this differently and expressed themselves in the best way possible.


REDHAWK





TRADITION





REDHAWK





TRADITION



**PROTECT
THIS HOUSE.**
® & © 2014

GOSOUTHEAST.COM



ACADEMIC

The Holcomb Success Center offers Southeast Missouri student-athletes a place to study and develop as students and campus leaders.

It is located in the Student Recreation Center, just south of Houck Field. The Holcomb Success Center offers a computer lab with 18 work terminals, study areas and rooms for group meetings. The facility houses the Southeast Academic Services staff and main weight room for Redhawk student-athletes.

The beautiful facility has enhanced the outstanding work in the classroom already enjoyed by Southeast student-athletes.

Last year, the Redhawks recorded a 3.21 cumulative grade point average in the fall and spring semesters. Women's tennis paved the way with a

3.76 cumulative GPA, while gymnastics, women's cross country and women's soccer followed close behind with 3.70, 3.69 and 3.68 marks, respectively.

In all, 211 student-athletes finished with a 3.0 or higher cumulative GPA, including 12 with a 4.0 and 115 at 3.5 or better. That total accounted for over 64 percent of the entire student-athlete population.

During the spring semester alone, the Redhawks had nine programs post a 3.10 or better GPA, including women's tennis (3.87), women's cross country (3.66), women's soccer (3.65), gymnastics (3.60), softball (3.59), women's basketball (3.39), women's track & field (3.36), volleyball (3.29) and baseball (3.17).

Tutors are available for all

student-athletes as needed. In addition, both attendance and academic progress is monitored through regular checks with faculty.

A special course is required for all first time student-athletes at Southeast. The course, which offers three credit hours, is part of a comprehensive program developed to address study skills and life skills topics, and thus, enhance retention and academic success for student-athletes.

Entering student-athletes are evaluated for academic preparedness and assigned to appropriate categories.

Student-athletes can also receive individualized academic programs which include meeting with a mentor bi-weekly to discuss academic progress.

The Holcomb Success Center staff works to get athletes involved in campus and community projects, as well. This is done to provide a support structure and greater opportunity for academic success. Through the NCAA's CHAMPS/Life Skills Program, the Holcomb Success Center gives student-athletes personal and professional skills in order to facilitate successful and productive futures.



EXCELLENCE





SOCIAL

Student-athletes and coaches at Southeast Missouri are dedicated to giving back to the community that so generously supports them.

Redhawk women's basketball student-athletes have opportunities to participate in a variety of community service activities each year. Community involvement helps provide a support structure and greater opportunity for academic success.

We are proud of the level of commitment shown by our student-athletes and always encourage them to participate in community service projects here at Southeast.

Southeast student-athletes also have the opportunity to participate in the Redhawks BRIDGE Program. The mission of the Redhawks BRIDGE Program

is to develop a comprehensive student-athlete development program by Building Responsible Individuals and Delivering Gainful Experiences. This program provides student-athletes with both leadership and life skills experiences through interactive programming that will prepare them to be successful in life after athletics. The leadership programming will teach student-athletes about Southeast's culture and allow them to learn, develop, and apply leadership skills. The life skills programming provides educational programs designed to assist student-athletes in identifying and applying transferable skills and experiences to prepare them to succeed outside of the athletic arena.





DEVELOPMENT



#LETSSOAR



GOSOUTHEAST.COM



COMPETITIVE

Southeast Missouri's Strength and Conditioning program is committed to developing the total student-athlete through their experiences within a competitive training environment.

Southeast's weight room renovations at the Holcomb Success Center were completed in January, 2016.

Indoor turf, weights, equipment and lifting platforms were added as part of the renovation, which cost \$500,000. The facility now has more space and equipment to handle Southeast's larger teams or multiple teams training at the same time. Branding and new lighting were also included in the overall project.

The newly-renovated weight room enhances training with the best equipment available and is

able to accommodate larger teams or multiple teams training at the same time.

TRAINING PRINCIPLES FOR SOUTHEAST ATHLETES

1. *Reduce the risk of injuries*
 - If a student-athlete is injured, he/she will not be able to compete at practice or games.
2. *Ensure the athletes are optimally prepared to compete*
 - It is our responsibility to best manage all stressors that are placed on the student-athletes body in order to achieve the best results on the playing field.

3. *Maximize athletic ability*
 - We challenge each athlete, both physically and mentally, in order to achieve optimal results.

EXERCISES FOR SOUTHEAST ATHLETES ARE BASED ON THE FOLLOWING PRINCIPLES:

1. *Ground Based Movements*
 - Athletes compete with their feet on the ground, and therefore, should train that way. The ability to produce force against the ground determines how fast athletes can run and how high they can jump.

2. *Three-Dimensional Movements*
 - Athletes must be able to stabilize themselves in all planes of movement. A fancy way of saying we use free weights (barbells/dumbbells vs. machines).

3. *Multi-Joint Movements*
 - Very rarely in sport do athletes isolate one single joint at a time. Athletes can train more muscle mass at the same time.



SUCCESS





SPORTS

Prevention. Treatment. Rehabilitation. Education. Those are the four primary phases of athletic training, and the Southeast Missouri athletic training staff strives to fulfill all of those areas when working with student-athletes on a daily basis.

Southeast student-athletes are offered the best care possible by the athletic training staff. The Sports Medicine department includes five full-time athletic trainers, six graduate assistants and several student assistants. The staff serves student-athletes around-the-clock at numerous facilities on campus.

The athletic trainers begin treatments and rehabilitation starting as early as 6 a.m., and are available until the last student-athlete is through.

There are currently four athletic

training facilities on campus. The staff treats out of the Rosengarten Athletic Complex, where the primary training room is located. There are two other satellite athletic training rooms, including one at Houck Field House and one at the Show Me Center.

The Southeast athletic training rooms are equipped with stationary bikes, hand weights, therapeutic modalities and the latest physical therapy equipment. Each component is strategically designed to not only give the student-athlete the best care, but also to aid in returning to competition as quickly as possible.

Southeast Athletic Training has strong working relationships with local physicians and two hospitals in Cape Girardeau. It is from

these hospitals that the Athletic Training department is assisted by four orthopedic physicians.

The Southeast Athletic Training program prides and commits itself to providing the best comprehensive, personalized and efficient healthcare to its student-athletes. Delivery of healthcare focuses on the prevention and

management of athletic-related injuries or illnesses, while adhering to the National Athletic Trainers' Board of Certification Standards of Professional Practice. Our high quality of athletic healthcare is provided in combination with the education of athletic training students.



MEDICINE





REDHAWKS &

Southeast Missouri and Under Armour, Inc. (NYSE: UA, UAA) announced a new partnership agreement. The Baltimore-based global leader in performance footwear, apparel and equipment became the official outfitter of Southeast Missouri Athletics beginning July 1, 2018.

As part of the multi-year agreement, Under Armour will provide on-field and training gear for 15 sports. Additionally, Under Armour will outfit members of the athletic department including coaches and staff.

"We are extremely excited to announce our partnership with Under Armour and BSN SPORTS to outfit our student-athletes and coaches with the highest quality apparel in the market," said Director of Athletics Brady

Barke. "Having two of the industry leaders in athletic apparel associated with us will expand the resources available to each of our teams and significantly benefit our student-athletes."

The new official outfitter agreement includes marketing entitlement that will complement Under Armour's brand marketing campaigns through print and venue presence at the University.

Southeast Missouri's athletic programs include football, men's basketball, women's basketball, baseball, men's cross country, women's cross country, softball, women's tennis, volleyball, women's soccer, men's outdoor track & field, men's indoor track & field, women's outdoor track & field, women's indoor track & field and women's gymnastics.

The Redhawks compete at

the NCAA Division I level and are part of the NCAA Football Championship Subdivision (formerly I-AA) in football. Southeast first became a member of the Ohio Valley Conference when it moved to NCAA Division I in 1991-92. The Redhawks have won 53 OVC regular-season championships and 18 OVC tournament titles during their first 26 years in the league. Southeast also won seven Women's All-Sports trophies in that span.

Southeast Missouri joins the growing Under Armour roster of NCAA partners that includes the University of California, Los Angeles, University of California, Berkeley, University of Wisconsin, University of Notre Dame, Naval Academy Athletic Association, University of Maryland, Texas Tech University, Northwestern

University, University of Cincinnati, Boston College, University of Utah, University of South Carolina and Auburn University.

ABOUT UNDER ARMOUR

Under Armour, Inc., headquartered in Baltimore, Maryland is a leading innovator, marketer and distributor of branded performance athletic apparel, footwear and accessories. Designed to make all athletes better, the brand's innovative products are sold worldwide to consumers with active lifestyles. The company's Connected Fitness™ platform powers the world's largest digitally connected health and fitness community. For further information, visit www.uabiz.com.



UNDER ARMOUR





PRESIDENT

Dr. Carlos Vargas became the 18th president of Southeast Missouri State University July 1, 2015, after having served as acting president at Kutztown University of Pennsylvania.

Since becoming president, Dr. Vargas has launched initiatives to marshal the resources, leverage opportunities and address a variety of challenges and needs of Southeast Missouri State University. He has set as primary goals for the institution the support for student persistence and retention.

He has encouraged and supported the identification and development of innovative academic programs, including bachelor's degrees in Unmanned Aircraft Systems, Geographic Information Science, and

industrial and systems engineering. He has continued to support the globalization of the campus through expansion of study-abroad experiences, extensive engagement of international students, and encouragement of students on campus and abroad to explore cultural interaction. He has championed the work of the President's Task Force on Diversity Education and continued emphasizing the expectations for enhancement of the teacher-scholar model. Under President Vargas' leadership, regional partnerships and collaborations have been solidified, including several joint initiatives with Three Rivers, Mineral Area and other community colleges.

Prior to assuming the presidency at Southeast, Dr.

Vargas served one year as acting president of Kutztown University, where he also served as the provost and vice president for academic and student affairs.

Prior to his tenure at Kutztown, Dr. Vargas was at Central State University in Wilberforce, Ohio, where he served as provost and vice president for academic affairs. He previously served in several roles at Kent State University (Ohio) for a total of 18 years, including founding director of the program on electron beam technology. He was also Kent's associate dean for research, interim assistant dean for research and interim assistant dean for the School of Technology. He started his tenure at Kent State in 1985 as a professor, and continued to teach until his departure from the

university in 2003.

Dr. Vargas began his career in higher education at the National Autonomous University of Mexico (UNAM), from which he received a Bachelor of Science in physics.

He earned his Ph.D. in physics and aerospace science from the University of Michigan and he has Master of Science degrees from Michigan in both physics and aerospace science. He is married to Pam Vargas, who currently serves as director of Research and Grant Development at Southeast, and they have a son, a daughter, and two granddaughters.



VARGAS

SOUTHEAST MISSOURI STATE BOARD OF REGENTS



DONALD G. LAFERLA
President



EDWARD P. GARGAS
Vice President



PHILLIP M. BRITT



TINA L. KLOCKE



JAY B. KNUDTSON



KENDRA NEELY-MARTIN



LUKE M. LEGRAND
Student Representative





BRADY

Brady Barke is in his third year as Southeast Missouri's Director of Athletics.

Barke served as the Interim Director of Athletics since July, 2015, before being named to the permanent position of Director of Athletics on June 7, 2016.

Most recently, Barke reached a multi-year agreement with Under Armour. The Baltimore-based global leader in performance footwear, apparel and equipment became the official outfitter of Southeast Missouri Athletics on July 1, 2018.

As part of the multi-year agreement, Under Armour will provide on-field and training gear for 15 sports. Additionally, Under Armour will outfit members of the athletic department including coaches and staff.

Academically, Southeast's athletic teams recorded a 3.21

cumulative grade point average in 2017-18. Women's tennis paved the way with a 3.76 cumulative GPA, while gymnastics, women's cross country and women's soccer followed close behind with 3.70, 3.69 and 3.68 marks, respectively.

In all, 211 student-athletes finished with a 3.0 or higher cumulative GPA, including 12 with a 4.0 and 115 at 3.5 or better. That total accounted for over 64 percent of the entire student-athlete population.

During his first year in 2016-17, Barke introduced Andy Sawyers as the Redhawks head baseball coach and worked tirelessly on two major renovation projects.

Nearly a month after Sawyers was hired, Southeast Missouri State and the City of Cape Girardeau officially broke ground on Capaha Field. New synthetic turf, new fencing and a digital scoreboard in the outfield were


added as part of the \$1.8 million project that was completed before Southeast's season-opener. More improvements are in the works at Capaha Field.

On Feb. 3, 2017, Southeast formally dedicated Holcomb Success Center. To honor the long-time service and philanthropy of Dr. John and Judy Holcomb, the University named the facility the Holcomb Success Center located in the Student Recreation Center-South.

Indoor turf, weights, equipment and lifting platforms were added as part of the renovation at a cost of \$500,000. The facility now has more space and equipment to handle Southeast's larger teams or multiple teams training at the same time. Barke helped secure the Holcombs gift, the largest single cash gift in Southeast Athletics history.

Major improvements were also made to the second floor of the building where athletic academic services are housed. This space provides student-athletes with places to study and features a computer lab with 30 work terminals and rooms for group meetings. Staff members assist student-athletes with life skills development, academic advising and academic progress toward degree requirements and NCAA eligibility.

More than \$240,000 in pledges for the Redhawks Club unrestricted booster fund has been raised under Barke's leadership. It is the largest total since the 2003-04 school year. More than \$266,000 was raised in Sponsorship & Marketing contracts for FY18 marking the fourth-consecutive year of Sponsorship and Marketing revenues.



BARKE

Football and volleyball ticket sales revenue were the second-highest total in the last 12 years.

Barke has also worked hard to enhance Redhawks branding around the community. Redhawk banners, S-E! M-O! billboards, Welcome to Redhawk country and Your Redhawks yard signs are prominently displayed all over Cape Girardeau.

Barke created the Redhawks Trivia Night & Auction, a sold out event that generated over \$40,000 in net revenue its first year. In addition, he launched the Redhawks BRIDGE program which provides student-athletes with both leadership and life skills experiences through interactive programming that will prepare them to be successful in life after athletics.

Barke, senior associate to the president and secretary to the Board of Regents at Southeast,

officially began as Director of Athletics on July 1, 2016.

Barke served as Interim Associate Director of Athletics for Compliance & Student Support Services before being named the Senior Associate to the President and Secretary to the Southeast Missouri State University Board of Regents in 2013.

He began his tenure at Southeast in 2008 as Assistant Director of Athletics for Compliance & Eligibility. Barke previously served as a governance intern with the NCAA national headquarters in Indianapolis, and as a law clerk with the Southern Illinois University-Carbondale Department of Athletics Compliance Office.

Barke has served as a member of the National Association of Athletics Compliance (NAAC), chaired the NAAC Education Committee, and was a member

of the NAAC Board of Directors. He has facilitated the NCAA Regional Leadership Academy, and served on both the NCAA Sports Wagering Task Force and the Olympic Sports Liaison Committee.

Barke has a juris doctorate degree from Southern Illinois University School of Law, an MBA from Southeast Missouri State University, and a bachelor of science degree in biology from Webster University. While a student at Webster, Barke was a member of both the basketball and golf teams and was inducted into the Webster Athletic Hall of Fame.

He and his wife, Halley, are parents of three children, Mabrie, Jackson, and Kolbe.





NATE SAVERINO
Associate Director of
Athletics/External Affairs



DR. ROBERT GREIM
Assistant Director of
Athletics/Compliance



JEFF HONZA
Assistant Director of
Athletics/Strategic Communications



AMANDA MARTIN
Co-Head Athletic Trainer



BEN FOX
Co-Head Athletic Trainer



ELIZABETH BRUCKER
Director of Business
Operations



BETH EASTER
Faculty Athletics Representative

ATHLETICS




KATIE GRIFFIN
Academic Services Director



KAREN GLEESON
Senior Administrative
Assistant



KENT PHILLIPS
Coordinator of Facilities &
Event Management



PHILLIP LADY
Coordinator of Marketing &
Promotions



BRAD KOESTER
Ticket Office Manager



RYAN NAPOLI
Strength & Conditioning



MARCIA HENDRIX
Insurance Coordinator



BARB KINSEY
Development



SAMANTHA PAIGE
Academic Services
Coordinator



AMANDA MARTIN
Co-Head Athletic Trainer



KRISTIN JONES
Assistant Athletic Trainer



HOLLY REYNOLDS
Assistant Athletic Trainer



TATIANNA PARHAM
Sundancers



BILLY HOSKINS
Cheerleaders



ANDY SAWYERS
Head Baseball Coach



CRAIG RINGE
Assistant Baseball Coach



MATTHEW KINNEY
Director of Player
Development-Baseball



RICK RAY
Head Men's Basketball Coach



ADAM GORDON
Associate Head Men's
Basketball Coach



NICK LAGROONE
Assistant Men's Basketball Coach


STAFF



KEITH PICKENS
Assistant Men's Basketball Coach



AL MYERS
Director of Operations-
Men's Basketball



RYAN LANE
Cross Country Coach



ASHLEY LAWSON
Head Gymnastics Coach



CHRIS LICAMELI
Assistant Women's
Gymnastics Coach



TOM MATUKEWICZ
Head Football Coach



BRYCE SAHA
Defensive Coordinator /
Secondary Coach



JEROMY MCDOWELL
Offensive Coordinator /
Quarterbacks Coach



MATT MARTIN
Special Teams Coordinator /
Outside Linebackers Coach



RICKY COON
Assistant Head Coach /
Defensive Line Coach



**PROTECT
THIS HOUSE.**
* & TWICE



JOE UHLS
Tight Ends Coach /
Football Operations



TYLER FRENCH
Inside Linebackers Coach



BEN BLAKE
Offensive Line Coach



GHAALI MUHAMMAD-LANKFORD
Running Backs Coach



JUSTIN DRUDIŁ
Wide Receivers Coach



RAY SMITH
Cornerbacks Coach



HEATHER NELSON
Head Women's Soccer Coach



PAUL NELSON
Associate Head
Women's Soccer Coach




MARK REDBURN
Head Softball Coach



KRISTEN JONES
Assistant Softball Coach



MARY BETH GUNN
Head Women's Tennis Coach



ERIC CRUMPECKER
Head Track & Field Coach



DANIELLE BURBAGE
Assistant Track & Field Coach



CHRIS NAVARRO
Assistant Track & Field Coach



JULIE YANKUS
Head Volleyball Coach



BOB CRANK
Assistant Volleyball Coach



CARLY THOMAS
Assistant Volleyball Coach



MORGAN HARDING
Assistant Strategic
Communications Director



ERIC MUELLER
Graduate Assistant
Strategic Communications



CHARLIE BALCOM
Coordinator of Digital Media



**2018-19
SEASON OUTLOOK**

SEASON

Southeast Missouri women's basketball is in its fourth season under the direction of head coach Rekha Patterson. During the 2017-18 season, Patterson and the Redhawks finished 14-17 overall and 9-9 in Ohio Valley Conference play, which tied for sixth in the league and secured a third-straight OVC Tournament berth.

In the annual OVC preseason poll, the Redhawks were picked to finish fifth behind Belmont, UT Martin, Jacksonville State and Morehead State.

Last season, SEMO was picked tied for eighth with Murray State in the preseason polls. With eight seeds making the conference tournament, it marked the second consecutive year the Redhawks were predicted to finish in the same spot they were seeded for the OVC Tournament the year prior. At the end of the season, Southeast was the No. 7 seed going into the tournament.

Sophomore Tesia Thompson was named to the All-OVC Preseason Team prior to the start of the 2018-19 season.

"Tesia is absolutely deserving of this honor," Patterson said. "It is always good when your players can have honors like these and others in the league acknowledge their talent and work ethic."

This offseason, Patterson worked on developing a sisterhood within the team. With the new additions to the team, the focus was getting to know each other better.

The team worked together in games and activities such as movies, bowling, and charades.

"We think it is very important for us

to have good chemistry on and off the court," Patterson said. "We have placed an emphasis on chemistry in building a strong team culture."

Guards

All-OVC guards Thompson and Adrianna Murphy return to the court for Southeast. Murphy was named OVC Defensive Player of the Year after recording 88 steals and 115 defensive rebounds last season.

Thompson had 398 points, 164 rebounds and a .724 free throw percentage in her rookie season with the Redhawks.

The Memphis, Tennessee native was named All-OVC Newcomer and Freshman of the Year after last season.



Thompson posted 398 points and 164 rebounds in her rookie season as a Redhawk.

"Tesia spent a great deal of time in the offseason working to get stronger and to become more efficient," Patterson said. "I am looking forward to her continuing to grow and evolve as a basketball player as well as a leader."

Murphy currently is ranked in the SEMO record books in assists (2nd, 486) and steals (3rd, 212). The Fishers, Indiana native has ranked in single-season records in assists every season as a Redhawk.

"With a three-year starter at the point guard position, you feel strong about Murphy's leadership and experience," Patterson said. "I am looking forward to her finishing her career on a strong note."

Other returnees include Carrie Shephard and Iyanna McCurdy. Shephard transferred to SEMO from Missouri after the 2015-16 season and has yet to play as a Redhawk due to injuries. McCurdy played in 22 games last season where she scored in double-digits six times.

Post

There are four returners for Southeast at the post position, Losmie Lutaya, Kennedi Allen, Jessie Harshberger and Dolapo Balogun. Losmie Lutaya played in 30 games last season and recorded a .636 free throw percentage.

Allen recorded three starts as a true freshman. Allen also dished out 13 blocks and six steals with 26 defensive rebounds. Balogun redshirted last



OUTLOOK

season, but looks to return to the court this upcoming season. In the 2016-17 campaign, Balogun had 69 points, 73 rebounds and went 15-22 from the free throw line.

Harshberger returns after recording 62 points and 39 rebounds last season. She went 10-of-10 from the free throw line and went 4-of-4 from the line at Austin Peay (1/6/18). LaTrese Saine recorded 143 points, 107 rebounds, and averaged 17.5 minutes per game in 2017-18. The West Memphis, Arkansas native had a double-double at Morehead State (2/8) with 12 points and 17 rebounds.

New Faces

There are multiple new faces on the SEMO women's basketball team this season. Six newcomers are listed on the Redhawks roster including two transfers. Center Celeste Akoro joins the team from Virginia Tech, and forward Jocelyn Taylor comes from Moberly Area CC.

"Jocelyn played with a very successful junior college team," Patterson said. "We are looking at her to bring some experience and to compete for playing time right away."

Guard Taelour Pruitt is reunited with former Crowley High School coach, Chanté Crutchfield. Pruitt was named District 8-5A Newcomer and All-Region First-Team while under Crutchfield.

Other freshmen include guards Sarah Balfour (Olmsted Falls, Ohio), and Tionne Colyer (Chicago, Ill.), and center Brittney Cupp (LaFollette, Tenn.).

"The freshmen have been great with their effort, attitude and work ethic," Patterson said. "They do a great job of getting in the gym, they work hard and



have a good basketball IQ."

Schedule

The 2018-19 schedule features 29 games and will tip off on Nov. 6 at Mississippi State. The Redhawks continue their season-opening three-game road stretch with visits to Bradley (Nov. 10) and regional-rival Southern Illinois (Nov. 14).

SEMO then plays host to Western Illinois (Nov. 20) in its home-opener. The remainder of the Redhawks non-conference slate involves trips to Newark, New Jersey (New Jersey

Institute of Technology Tournament, Nov. 24-25), Evansville (Dec. 8) and Memphis (Dec. 17), along with home matchups against Indiana State (Nov. 29), Illinois-Springfield (Dec. 4) and Harris-Stowe (Dec. 29).

SEMO's home game against Illinois-Springfield marks the annual "Classroom on the Court" which affords local schools the opportunity to take a field trip to the Show Me Center.

The Redhawks begin their 18-game OVC slate with home games in three of their first four contests.

The OVC Tournament will be held at the Ford Center in Evansville, Ind. from March 6-9 for the second-straight year.

2018-19 PREDICTED ORDER OF FINISH

1. Belmont (20 First-Place Votes)
2. UT Martin (3 First-Place Votes)
3. Jacksonville State
4. Morehead State
5. Southeast Missouri
6. SIUE (1 First-Place Vote)
7. Tennessee Tech
8. Tennessee State
9. Austin Peay
10. Eastern Kentucky
11. Eastern Illinois
12. Murray State

PRESEASON PLAYER OF THE YEAR

Darby Maggard, Belmont;

PRESEASON ALL-OVC TEAM

Darby Maggard (G, Sr.), Belmont
Tia Wooten (F, RSr.), Tennessee State
Miranda Crockett (G, Sr.), Morehead State
Tesia Thompson (G, So.), Southeast Missouri
Jenny Roy (G, Sr.), Belmont
Chelsey Perry (F, So.), UT Martin
Grace Lennox (G, RSr.), Eastern Illinois
Emanye Robertson (G, Sr.), UT Martin
Mackenzie Coleman (F, So.), Tennessee Tech
Taylor Roberts (G, So.), Tennessee State



MEET




Kennedi Allen
F • 6-1 • So.
Little Rock, Ark.



Carrie Shephard
G • 5-4 • R.Jr.
Steele, Mo.



Adrianna Murphy
G • 5-3 • Sr.
Fishers, Ind.



Dolapo Balogun
F • 5-10 • R.Jr.
Hillside, N.J.



Tionne Colyer
G • 5-7 • Fr.
Chicago, Ill.



Taelour Pruitt
G • 5-6 • Fr.
Arlington, Texas



Jessie Harshberger
G/F • 5-10 • Jr.
Dodge City, Kan.



Iyanna McCurdy
G • 5-9 • Jr.
Philadelphia, Penn.




Jocelyn Taylor
F • 6-0 • Jr.
Grand Rapids, MI.



Tesia Thompson
G • 5-10 • So.
Memphis, Tenn.



Sarah Balfour
G • 5-7 • Fr.
Olmsted Falls, Ohio



Brittney Cupp
C • 6-3 • Fr.
LaFollette, Tenn.




Losmie Lutaya
F • 6-2 • Sr.
Kinshasa, Democratic
Republic of Congo



LaTrese Saine
F • 6-4 • RSo.
West Memphis, Ark.



Celeste Akoro
C • 6-2 • RFr.
O'Fallon, Ill.



Rekha Patterson
Head Coach
Fourth Season



Chanté Crutchfield
Assistant Coach/
Recruiting Coordinator
Fourth Season



Morgan Eye
Assistant Coach
Second Season



Brooke Hengst
Director of Operations
Fourth Season



Brittany Winborn
Graduate Assistant
First Season



THE REDHAWKS

SENIORS



L-R: Adrianna Murphy, Losmie Lutaya

JUNIORS



Top L-R: Jocelyn Taylor, Dolapo Balogun, Jessie Harshberger
Bottom L-R: Carrie Shephard, Iyanna McCurdy

SOPHOMORES



L-R: Tesia Thompson, LaTrese Saine, Kennedy Allen

FRESHMEN



L-R: Tionne Colyer, Brittney Cupp, Taelour Pruitt, Celeste Akoro, Sarah Balfour



THE TEAM



PRONUNCIATION GUIDE

Dolapo Balogun	duh-LOPP-oh
BAL-o-gun (rhymes with gal)	
Losmie Lutaya	LOW-smee loo-TAY-uh
Iyanna McCurdy	eye-yanna
Tesia Thompson	TEE-see-uh
Adrianna Murphy	A-Dree-Ann-A
Tionne Colyer	Tee-On Call-er
Sarah Balfour	BAL-four (rhymes with gal)
Celeste Akoro	AH-Core-Oh
Rekha Patterson	ree-KUH

ROSTER BREAKDOWN

Total Squad Members	15
Seniors	3
Juniors	2
Transfer	1
Redshirt	1
Sophomores	3
Transfer	1
Freshman	4
Returns	9
Newcomers	6

BREAKDOWN BY STATE/COUNTRY

Missouri	1
Arkansas	2
Indiana	1
Illinois	2
New Jersey	1
Texas	1
Kansas	1
Michigan	1
Pennsylvania	1
Tennessee	2
Ohio	1

#	Name	Ht.	Pos.	Class	Hometown / Previous School
1	Kennedi Allen	6-1	F	So.	Little Rock, Ark. / Little Rock Central HS
2	Carrie Shephard	5-4	G	R-Sr.	Steele, Mo. / South Pemiscot HS / Missouri
3	Adrianna Murphy	5-3	G	Sr.	Fishers, Ind. / Fishers HS
4	Dolapo Balogun	5-10	F	R-Jr.	Hillside, N.J. / Roselle Catholic HS
5	Tionne Colyer	5-7	G	Fr.	Chicago, Ill. / Bogan Computer Technical HS
10	Taelour Pruitt	5-6	G	Fr.	Arlington, Texas / Crowley HS
13	Jessie Harshberger	5-10	G/F	Jr.	Dodge City, Kan. / Dodge City HS
21	Iyanna McCurdy	5-9	G	Jr.	Philadelphia, Penn. / Friends Central HS
23	Jocelyn Taylor	6-0	F	Jr.	Grand Rapids, Mi. / Moberly Area CC
24	Tesia Thompson	5-10	G	So.	Memphis, Tenn. / Hamilton HS
25	Sarah Balfour	5-7	G	Fr.	Olmsted Falls, Ohio / Olmsted Falls HS
30	Brittney Cupp	6-3	C	Fr.	LaFollette, Tenn. / Bell County HS
32	Losmie Lutaya	6-2	F	Sr.	Kinshasa, Democratic Republic of Congo / Pensacola St.
40	La'Trese Saine	6-4	F	So.	West Memphis, Ark. / West Memphis HS
55	Celeste Akoro	6-2	C	So.	O'Fallon, Ill. / O'Fallon Township HS / Virginia Tech

Head Coach: Rekha Patterson (Fourth Season | North Carolina A&T, 2001)

Assistant Coaches: Chanté Crutchfield (Fourth Season | Texas Arlington, 2000)
Morgan Eye (Second Season | Missouri, 2015, 2017)

Director of Operations: Brooke Hengst (Fourth Season | Southeast Missouri, 2014)

Graduate Assistant: Brittany Winborne (First Season | Radford, 2016)

#LETSSOAR



2018-19 SCHEDULE

Date	Day	Opponent	Time	Location
Oct. 27	Saturday	Rockhurst College	2:00 p.m.	Cape Girardeau, Mo.
Oct. 30	Tuesday	Lindenwood-Belleville	6:30 p.m.	Cape Girardeau, Mo.
Nov. 6	Tuesday	Mississippi State	7:00 p.m.	Starkville, MS
Nov. 10	Saturday	Bradley	7:00 p.m.	Peoria, Ill.
Nov. 14	Wednesday	Southern Illinois	12:00 p.m.	Carbondale, Ill.
Nov. 20	Tuesday	Western Illinois*	6:30 p.m.	Cape Girardeau, Mo.
Nov. 24	Saturday	North Alabama	2:00 p.m.	Newark, NJ
Nov. 25	Sunday	NJIT	1:00 p.m.	Newark, NJ
Nov. 29	Thursday	Indiana State*	6:30 p.m.	Cape Girardeau, Mo.
Dec. 4	Tuesday	Illinois-Springfield*	11:00 a.m.	Cape Girardeau, Mo.
Dec. 8	Tuesday	Evansville	1:00 p.m.	Evansville, Ind.
Dec. 17	Friday	Memphis	7:00 p.m.	Memphis, Tenn.
Dec. 29	Saturday	Harris-Stowe State*	11:00 a.m.	Cape Girardeau, Mo.
Jan. 3	Thursday	SIUE*+	5:30 p.m.	Edwardsville, Ill.
Jan. 5	Saturday	UT Martin*+	2:00 p.m.	Cape Girardeau, Mo.
Jan. 10	Thursday	Austin Peay*+	5:15 p.m.	Cape Girardeau, Mo.
Jan. 12	Saturday	Murray State*+	2:00 p.m.	Cape Girardeau, Mo.
Jan. 17	Thursday	Morehead State*+	4:05 p.m.	Morehead, Ky.
Jan. 19	Saturday	Eastern Kentucky*+	3:30 p.m.	Richmond, Ky.
Jan. 24	Thursday	SIUE*+	5:15 p.m.	Edwardsville, Ill.
Jan. 26	Saturday	Eastern Illinois*+	2:00 p.m.	Cape Girardeau, Mo.
Jan. 31	Thursday	Belmont*+	5:00 p.m.	Nashville, Tenn.
Feb. 2	Saturday	Tennessee State*+	5:30 p.m.	Nashville, Tenn.
Feb. 7	Thursday	Tennessee Tech*+	5:15 p.m.	Cape Girardeau, Mo.
Feb. 9	Saturday	Jacksonville State*+	2:00 p.m.	Jacksonville, Ala.
Feb. 14	Thursday	UT Martin*+	5:30 p.m.	Martin, Tenn.
Feb. 16	Saturday	Eastern Illinois*+	1:00 p.m.	Charleston, Ill.
Feb. 21	Thursday	Austin Peay*+	5:15 p.m.	Clarksville, Tenn.
Feb. 23	Saturday	Murray State*+	5:00 p.m.	Murray, Ky.
Feb. 28	Thursday	Tennessee State*+	5:15 p.m.	Cape Girardeau, Mo.
Mar. 2	Saturday	Belmont*+	4:15 p.m.	Cape Girardeau, Mo.
Mar. 6	Wednesday	First Round OVC Tournament	TBA	Evansville, Ind.
Mar. 7	Thursday	OVC Quarterfinals	TBA	Evansville, Ind.
Mar. 8	Friday	OVC Semifinals	TBA	Evansville, Ind.
Mar. 9	Saturday	OVC Championship	TBA	Evansville, Ind.

Home Games in **Bold**/Played at the Show Me Center

* - Denotes Ohio Valley Conference Game

All times central and subject to change.

+ - Denotes game will be broadcasted on ESPN+

#LETSSOAR









■ - Home Game

■ - Away Game

All home games played at the Show Me Center

All times central and subject to change

Sunday	Monday	Tuesday	Wednesday	Thursday	Friday	Saturday
					October	27 
28	29	30 	31	1 November	2	3
4	5	6 	7	8	9	10 
11	12	13	14 	15	16	17
18	19	20 	21	22	23	24 
25 	26	27	28	29 	30	1 December
2	3	4 	5	6	7	8 
9	10	11	12	13	14	15
16	17 	18	19	20	21	22
23	24	25	26	27	28	29 



■ - Home Game

■ - Away Game

All home games played at the Show Me Center

All times central and subject to change

Sunday	Monday	Tuesday	Wednesday	Thursday	Friday	Saturday
30	31	1 January	2	3 	4	5 
6	7	8	9	10 	11	12 
13	14	15	16	17 	18	19 
20	21	22	23	24 	25	26 
27	28	29	30	31 	1 February	2 
3	4	5	6	7 	8	9 
10	11	12	13	14 	15	16 
17	18	19	20	21 	22	23 
24	25	26	27	28 	1 March	2 
3	4	5	6 	7 OVC Tournament	8	9 



2018 REDHAWK



Rockhurst College

October 27th, 2:00 PM CT

University Information:

Location: Kansas City, Mo.
Founded: 1910
Enrollment: 3,043
Colors: Blue & White
Nickname: Hawks
Conference: Great Lakes Valley: DII
Facility: Mason-Halpin Field House

Team Information:

Head Coach: Larry Park
RU Record: 88--152
2017-18 Record: 10-16
SEMO vs: First Meeting
Last Meeting: First Meeting

Athletic Communications:

SID: John Dodderidge
Office: (816) 501-4850
Email: john.dodderidge@rockhurst.edu
Website: rockhursthawks.com



Lindenwood-Belleville

October 30th, 6:30 PM CT

University Information:

Location: Belleville, Ill.
Founded: 2003
Enrollment: 1,900
Colors: Maroon & White
Nickname: Lynx
Conference: NAIA
Facility: Lynx Arena

Team Information:

Head Coach: Jeff Reis
LB Record: 61-33
2017-18 Record: 22-9
SEMO vs: SEMO leads 1-0
Last Meeting: 12/30/2010; Home W 77-46

Athletic Communications:

SID: Charles Mager
Office: (618) 239-6103
Email: CMager@lindenwood.edu
Website: lindenwoodlynx.com



Mississippi State

November 6th, 7:00 p.m., CT

University Information:

Location: Starkville, Miss.
Founded: 1878
Enrollment: 21,884
Colors: Maroon & White
Nickname: Bulldogs
Conference: Southeastern Conference
Facility: Humphrey Coliseum

Team Information:

Head Coach: Vic Schaefer
MSU Record: 161-53
2017 Record: 32-2
SEMO vs: SEMO trails 0-1
Last Meeting: 12/11/1982; Away L 44-77

Athletic Communications:

SID: Brock Turnipseed
Office: (662) 325-7556
Email: bturnipseed@athletics.msstate.edu
Website: hailstate.com



Bradley

November 10th, 1:00 p.m. CT

University Information:

Location: Peoria, Ill.
Founded: 1897
Enrollment: 5,300
Colors: Red and White
Nickname: Braves
Conference: Missouri Valley
Facility: Renaissance Colliseum

Team Information:

Head Coach: Andrea Gorski
BU Record: 25-37
2017-18 Record: 13-18
SEMO vs: SEMO leads 2-1
Last Meeting: 11/25/2017; Home W 57-53

Athletic Communications:

SID: Jim Rea
Office: (309) 677-3869
Email: jrea@bradley.edu
Website: bradleybraves.com



Southern Illinois

November 14th, 12:00 p.m. CT

University Information:

Location: Carbondale, Ill.
Founded: 1869
Enrollment: 14,554
Colors: Maroon and White
Nickname: Salukis
Conference: Missouri Valley
Facility: SIU Arena

Team Information:

Head Coach: Cindy Stein
SIU Record: 716-683
2017 Record: 17-14
SEMO vs: SEMO trails 6-29
Last Meeting: 11/22/2017; Home L 74-79

Athletic Communications:

SID: Will Becque
Office: (618) 453-5470
Email: william.becque@siu.edu
Website: siusalukis.com



Western Illinois

November 20th, 2:00 p.m. CT

University Information:

Location: Macomb, Ill.
Founded: 1899
Enrollment: 10,373
Colors: Purple and Gold
Nickname: Fighting Leathernecks
Conference: Missouri Valley
Facility: Western Hall

Team Information:

Head Coach: JD Gravina
WIU Record: 566-697
2017 Record: 22-10
SEMO vs: Tied 6-6
Last Meeting: 12/5/17; Home L 59-87

Athletic Communications:

SID: Danny Frey
Office: (309) 298-1133
Email: dd-frey@wiu.edu
Website: goleathernecks.com



OPPONENTS



North Alabama

November 24th, 2:00 p.m. CT

University Information:

Location: Florence, Ala.
Founded: 1830
Enrollment: 7,457
Colors: Purple and Gold
Nickname: Lions
Conference: Atlantic Sun
Facility: Flowers Hall

Team Information:

Head Coach: Melissa Tiber
UNA Record: 265-232
2017 Record: 24-5
SEMO vs: First Meeting
Last Meeting: First Meeting

Athletic Communications:

SID: Shane Herrmann
Office: (256) 765-4895
Email: msherrmann@una.edu
Website: www.roarlions.com



NJIT

November 25th, 1:00 p.m. CT

University Information:

Location: Newark, N.J.
Founded: 1881
Enrollment: 11,446
Colors: Red and White
Nickname: Highlanders
Conference: Atlantic Sun
Facility: Wellness and Events Center

Team Information:

Head Coach: Steve Lanpher
NJIT Record: 55-124
2017 Record: 4-26
SEMO vs: First Meeting
Last Meeting: First Meeting

Athletic Communications:

SID: Stephanie Pillari
Office: (937) 596-8324
Email: pillari@njit.edu
Website: www.njithighlanders.com



Indiana State

November 29th, 6:30 p.m. CT

University Information:

Location: Terre Haute, Ind.
Founded: 1865
Enrollment: 12,531
Colors: Royal Blue and White
Nickname: Sycamores
Conference: Missouri Valley
Facility: Hulman Center

Team Information:

Head Coach: Vicki Hall
ISU Record: 667-643
2017 Record: 11-19
SEMO vs: SEMO trails 0-5
Last Meeting: 11/24/2009; Away L 28-72

Athletic Communications:

SID: Tim McCaughan
Office: (812) 237-4159
Email: timothy.mccaughan@indstate.edu
Website: www.gosycamores.com



Illinois-Springfield

December 4th, 11:00 a.m. CT

University Information:

Location: Springfield, Ill.
Founded: 1969
Enrollment: 5,137
Colors: Navy, Vegas Gold & White
Nickname: Prairie Stars
Conference: Great Lakes Valley
Facility: The Recreation and Athletic Center

Team Information:

Head Coach: Mark Kost
UIS Record: 194-349
2017 Record: 13-13
SEMO vs: SEMO leads 2-0
Last Meeting: 12/21/2014; Home W 73-56

Athletic Communications:

SID: Daniel Newton
Office: (217) 206-8195
Email: daniel.newton@uis.edu
Website: uispraiestars.com



Evansville

December 8th, 1:00 p.m., CT

University Information:

Location: Evansville, Ind.
Founded: 1854
Enrollment: 2,234
Colors: Purple, White & Orange
Nickname: Purple Aces
Conference: Missouri Valley
Facility: Ford Center

Team Information:

Head Coach: Matt Ruffing
UE Record: 487-677
2017-18 Record: 3-27
SEMO vs: SEMO leads 5-3
Last Meeting: 11/20/2016; Away W 76-74

Athletic Communications:

SID: Michael Robertson
Office: (812) 488-2238
Email: mr328@evansville.edu
Website: gopurpleaces.com



Memphis

December 17th, 7:00 p.m., CT

University Information:

Location: Memphis, Tenn.
Founded: 1912
Enrollment: 20,585
Colors: Blue & Gray
Nickname: Tigers
Conference: American
Facility: Elma Roane Fieldhouse

Team Information:

Head Coach: Melissa McFerrin
MU Record: 791-610
2017-18 Record: 10-20
SEMO vs: SEMO trails 0-3
Last Meeting: 12/16/2016; Away L 63-65

Athletic Communications:

SID: Jen Hannah
Office: (901) 678-2397
Email: j.lawson@memphis.edu
Website: gotigersgo.com

#LETSSOAR



2018 REDHAWK



Harris-Stowe

December 29th, 11:00 a.m. CT

University Information:

Location: St. Louis, Mo.
Founded: 1857
Enrollment: 1,283
Colors: Brown & Gold
Nickname: Hornets
Conference: American Midwest (NAIA)
Facility: Ermerson Performance Center

Team Information:

Head Coach: Chris Harris
HSSU Record: 159-419
2017-18 Record: 13-18
SEMO vs: SEMO leads 3-0
Last Meeting: 11/16/2015; Home W 78-66

Athletic Communications:

SID: Claire Johnson
Office: (314) 340-3570
Email: johnsocl@hssu.edu
Website: Hornetsathletics.com



SIU Edwardsville

January 3rd & 24th

University Information:

Location: Edwardsville, Ill.
Founded: 1957
Enrollment: 14,235
Colors: White & Red
Nickname: Cougars
Conference: Ohio Valley
Facility: Vadalabene Center

Team Information:

Head Coach: Paula Buscher
SIUE Record: 590-517
2017-18 Record: 17-15
SEMO vs: SEMO leads 23-19
Last Meeting: 2/17/2018; Home W 72-62

Athletic Communications:

SID: Eric Hess
Office: (618) 650-3608
Email: ehess@siue.edu
Website: siuecougars.com



UT Martin

January 5th & February 14th

University Information:

Location: Martin, Tenn.
Founded: 1900
Enrollment: 6,705
Colors: Navy Blue, Orange & White
Nickname: Skyhawks
Conference: Ohio Valley
Facility: Kathleen and Tom Elam Center

Team Information:

Head Coach: Kevin McMillan
UTM Record: 609-721
2017-18 Record: 19-15
SEMO vs: SEMO trails 28-36
Last Meeting: 2/28/2018; Neutral L 60-63

Athletic Communications:

SID: Alex Boggis
Office: (731) 881-7694
Email: daboggis@utm.edu
Website: utmsports.com



Austin Peay

January 10th & February 21st

University Information:

Location: Clarksville, Tenn.
Founded: 1927
Enrollment: 10,723
Colors: Red & White
Nickname: Governors
Conference: Ohio Valley
Facility: Winfield Dunn Center

Team Information:

Head Coach: David Midlick
APSU Record: 466-664
2017-18 Record: 16-14
SEMO vs: SEMO trails 22-33
Last Meeting: 2/3/2018; Home L 50-61

Athletic Communications:

SID: Dylan Schwartz
Office: (931) 221-6563
Email: dylan_schwartz@apsu.edu
Website: letsgoapeay.com



Murray State

January 12th & February 23rd

University Information:

Location: Murray, Ky.
Founded: 1922
Enrollment: 10,010
Colors: Navy & Gold
Nickname: Racers
Conference: Ohio Valley
Facility: CFSB Center

Team Information:

Head Coach: Rechelle Turner
MSU Record: 587-765-2
2017-18 Record: 11-19
SEMO vs: SEMO leads 34-26
Last Meeting: 2/1/2018; Home W 80-70

Athletic Communications:

SID: Parker Griffith
Office: (270) 809-3351
Email: pgriffith2@murraystate.edu
Website: goracers.com



Morehead State

January 17th, 4:05 p.m., CT

University Information:

Location: Morehead, Ky.
Founded: 1887
Enrollment: 10,654
Colors: Blue & Gold
Nickname: Eagles
Conference: Ohio Valley
Facility: Johnson Arena

Team Information:

Head Coach: Greg Todd
MSU Record: 584-653
2017-18 Record: 21-11
SEMO vs: SEMO leads 23-20
Last Meeting: 2/8/2018; Away L 58-60

Athletic Communications:

SID: Ted McCoart
Office: (606) 783-2557
Email: tbmccoart@moreheadstate.edu
Website: msueagles.com



OPPONENTS



Eastern Kentucky

January 19th, 3:30 p.m., CT

University Information:

Location: Richmond, Ky.
Founded: 1906
Enrollment: 17,034
Colors: Maroon & White
Nickname: Colonels
Conference: Ohio Valley
Facility: McBrayer Arena

Team Information:

Head Coach: Chrissy Roberts
EKU Record: 643-628
2017-18 Record: 8-19
SEMO vs: SEMO trails 15-30
Last Meeting: 2/22/2018; Away W 66-52

Athletic Communications:

SID: Kevin Britton
Office: (859) 622-2006
Email: kevin.britton@eku.edu
Website: ekusports.com



Eastern Illinois

January 26th & February 16th

University Information:

Location: Charleston, Ill.
Founded: 1899
Enrollment: 7,030
Colors: Blue, Gray & White
Nickname: Panthers
Conference: Ohio Valley
Facility: Lantz Arena

Team Information:

Head Coach: Matt Bollant
EIU Record: 588-690
2017-18 Record: 3-26
SEMO vs: SEMO leads 24-20
Last Meeting: 2/14/2018; Home W 51-48

Athletic Communications:

SID: Kayla Peterson
Office: (217) 581-6480
Email: kjpeterson2@eiu.edu
Website: eiupanthers.com



Belmont

January 31st & March 2nd

University Information:

Location: Nashville, Tenn.
Founded: 1892
Enrollment: 8,080
Colors: Navy Blue, Red & White
Nickname: Bruins
Conference: Ohio Valley
Facility: Curb Event Center

Team Information:

Head Coach: Bart Brooks
BU Record: 942-511
2017-18 Record: 31-4
SEMO vs: SEMO trails 4-8
Last Meeting: 12/28/2017; Home L 57-67

Athletic Communications:

SID: AJ Mazzolini
Office: (615) 460-8023
Email: aj.mazzolini@pop.belmont.edu
Website: belmontbruins.com



Tennessee State

February 2nd & February 28th

University Information:

Location: Nashville, Tenn.
Founded: 1912
Enrollment: 9,165
Colors: Reflex Blue & White
Nickname: Tigers
Conference: Ohio Valley
Facility: Gentry Center

Team Information:

Head Coach: Jessica Kern
TSU Record: 362-587
2017-18 Record: 6-21
SEMO vs: SEMO leads 23-21
Last Meeting: 12/30/2018; Home W 71-66

Athletic Communications:

SID: Zekeya Anderson Harrison
Office: (615) 963-1867
Email: zanderson01@tnstate.edu
Website: tsutigers.com



Tennessee Tech

February 7th, 5:15 p.m., CT

University Information:

Location: Cookeville, Tenn.
Founded: 1915
Enrollment: 10,504
Colors: Purple & Gold
Nickname: Golden Eagles
Conference: Ohio Valley
Facility: Hooper Eblen Center

Team Information:

Head Coach: Kim Rosamond
TTU Record: 918-545
2017-18 Record: 7-22
SEMO vs: SEMO trails 17-32
Last Meeting: 1/25/2018; Away W 70-66

Athletic Communications:

SID: Nate Perry
Office: (931) 372-6139
Email: nperry@tntech.edu
Website: ttusports.com



Jacksonville State

February 9th, 2:00 p.m., CT

University Information:

Location: Jacksonville, Ala.
Founded: 1883
Enrollment: 8,567
Colors: Red & White
Nickname: Gamecocks
Conference: Ohio Valley
Facility: Pete Mathews Coliseum

Team Information:

Head Coach: Rick Pietri
JSU Record: 439-576
2017 Record: 19-12
SEMO vs: SEMO leads 14-6
Last Meeting: 1/27/2018; Away L 48-55

Athletic Communications:

SID: Daniel Porter
Office: (256) 782-5965
Email: dporter2@jsu.edu
Website: jsugamecocksports.com





COACHING STAFF



Rekha (ree-KUH) Patterson is in her fourth season at the helm of the Southeast Missouri State Women's Basketball program.

In just three years as a head coach, Patterson has guided the Redhawks to three-consecutive Ohio Valley Conference Tournament appearances, a first since the 2007, 2008 and 2009 seasons.

Since Patterson joined the SEMO staff, the Redhawks have combined for 1,053 hours of community service. In 2015-16, Southeast had 282 hours of community service. In 2016-17, there was over 430 hours completed and last season they completed 335 hours.

Academically, the Redhawks has averaged a 3.367 GPA over the last three years. In Patterson's first year there were eight athletes named to the Commissioner's Honor Roll. In her second year there were 11 and last year there were five. After the 2015-16 and 2017-18 seasons, Ashton Luttrull received the OVC Medal of Honor award.

In 2017-18, Patterson mentored Tesia Thompson, the first to gain All-OVC Newcomer, All-OVC Second Team and later named OVC Freshman of the Year honors in the same year. Thompson ended the 2017-18 season with a team-high 398 points. She recorded 51 steals and 164 rebounds in her freshman campaign.

In 2017-18, Adrianna Murphy was named OVC Defensive Player of the Year, the first honor for a Redhawk. Murphy recorded 160 rebounds, 88 steals and 305 points.

Last season, the Redhawks won their first ever preseason WNIT when they defeated Missouri Valley 69-34 on November 14th. The non-conference schedule did not get any easier as six of the 10 opponents participated in post season play.

In conference play, teams scored 62.3 points per game, this dropped from the 73.8 points per game the year before. The opponents went from shooting 42.9% down to 38.8% in 2017-18. The Redhawks were in the top four in scoring defense, field goal percentage defense and led the league in rebounding defense and steals per game with 9.6.

In 2016-17, Patterson mentored Bri Mitchell, the first First Team All-OVC performer out of Southeast since Missy Whitney in 2007-08. Mitchell's senior season followed a Second Team-caliber junior season.

Mitchell and fellow 2016-17 senior Olivia Hackmann both topped the 1,000-point marks in their Redhawk careers. As a team, Southeast ranked second in the league in assists (479), fewest turnovers, scoring offense (73.9 points per game), and 3-point shooting percentage (34.9%). Individually, point guard Adrianna Murphy led the OVC in assists per game (5.8) and second in total assists (174).

The 2016-17 season was highlighted by conference wins over UT Martin (Jan. 14), SIUE (Feb. 8), and a home-and-home sweep of Murray State. The win over UT Martin saw the Redhawks snap a 14-game losing streak to the OVC powerhouse Skyhawks and the first since the 2008-09 campaign. The sweep of the Racers was also significant for SEMO as it was the first series win over Murray since the



2004 season. It was also Southeast's first series sweep over an opponent since SIUE in 2014. During conference play, Southeast finished 5-3 on the road.

In her first season as head coach, Patterson guided the Redhawks to their first winning season in seven years, posting an even 15-15 overall record and an 8-8 Ohio Valley Conference record. The Redhawks, who were picked to finish last in the 12-team league, finished tied for fifth in Patterson's first season. In addition, Southeast punched its ticket to the OVC Tournament for the first time since 2009 under Patterson's tutelage.

In their first OVC Tournament appearance in seven years, the sixth-seeded Redhawks took on No. 3 SIUE. Southeast ultimately fell to the Cougars, 80-76, but battled hard and took SIUE to overtime in the first round. The Redhawks had four players in double-digit points and shot 40 percent as a team, out-shooting the Cougars by four percentage points in the game.

Of the eight head coaches in the history of Southeast Missouri women's basketball, Patterson became the fourth to record a winning season in their first year at the helm of the program.

The 2015-16 campaign began with Southeast winning four of its first five games. In non-conference play, Southeast picked up victories over UMKC, Western Illinois, and Missouri Valley powerhouse Wichita State. SMO opened OVC play winning five of its first six league games. Southeast finished the season going 9-4 at the Show Me Center.

Statistically, the Redhawks ranked 13th nationally in rebounds per game, averaging 43.4 board per game. That figure ranked second in the OVC. Southeast's 28 defensive rebounds per game ranked 24th nationally, third in the OVC.

In the classroom, Patterson's 2015-16 team posted eight players to the OVC Commissioner's Honor Roll for achieving at least a 3.25 grade point average. In addition, Ashton Luttrull was awarded the OVC Medal of Honor for earning a perfect 4.0 GPA.

Patterson was named the eighth head coach in Southeast Missouri women's basketball history during a press conference at the Show Me Center on April 15, 2015.

Patterson is the first female head coach in the NCAA Division I era for Southeast and fourth female head coach in the 39-year history of the program.



Patterson spent the previous two seasons (2013-15) as the associate head coach at Ball State. She previously worked on the staffs at Baylor (2002-04, 2009-13), Creighton (2007-08), Ball State (2006-07) and Eastern Illinois (2004-06).

During her coaching career, Patterson has been on the staff of programs that have advanced to postseason play in 12 of 14 seasons. She has worked with teams that have won a National Championship, reached two Final Fours, the Sweet 16 four times and has been a part of seven Big 12 championships.

Patterson has helped guide Ball State to the WNIT. In 2014-15, the Cardinals were 13-5 in Mid-American Conference (MAC) play. In her first season back at Ball State, the Cardinals advanced to the 2014 MAC Tournament championship game. Ball State became the first team to ever play five games in a single MAC Tournament. It was her second stint with the Cardinals after previously serving as an assistant coach in 2006-07.

In 2014, Patterson was a participant in the Achieving Coaching Excellence (ACE) program that is run by the NCAA.

Patterson has coached a National Player of the Year (Brittney Griner), two National Freshmen of the Year, four College All-Americans, an Ohio Valley Conference Freshman of the Year (Rachel Galligan) and numerous all-conference performers.

While at Baylor from 2009-13, Patterson was part of the first women's basketball team to ever win 40 games as the Lady Bears posted an unbeaten mark on the way to the national championship. She spent the 2012-13 season as the associate coach and recruiting coordinator after working the previous three years as the coordinator of basketball operations. From 2010-12, Patterson was an assistant coach with the Bears and was the Coordinator of Operations during the 2008-09 season.

Patterson was an assistant coach at Creighton in 2007-08 when the Bluejays won 21 games, fell one win short of sharing the Missouri Valley Conference regular season title, and completed the 15th-best turnaround in the nation that season.

While she was an assistant coach at Eastern Illinois from 2004-06, Patterson was the post coach for Galligan as she earned the top freshman honor in the OVC.

From 2002-04, Patterson began her coaching career as a graduate assistant at Baylor. Prior to that, she spent a year working at the NCAA national headquarters, where she was an education services intern.

A native of Red Springs, North Carolina, Patterson was a four-year letterwinner and two-time captain in women's basketball at North Carolina A&T, where she earned a bachelor's degree in public relations in 2001. She received a master's degree in education with an emphasis in sport management from Baylor in 2004.

Her mother, Eva Patterson-Heath, was the head coach of the Fayetteville State (N.C.) women's basketball program and took her team to the NCAA Division II national tournament. She previously won over 500 games as the head coach at Red Springs (N.C.) High School.

Patterson is an active member of the Cape Girardeau community. She serves on the Cape Girardeau Public Library Board of Directors as of 2017, the Southeast Missouri FCA Board since 2016, and has been a member of the Chamber of Commerce since 2015. She has been a guest speaker for many local civic groups, sports organizations and Chamber of Commerce events. Patterson was also the 2016 keynote speaker for the Women's Prayer Breakfast.

The Rekha Patterson File

Hometown

- Red Spring, North Carolina

Family

- Daughter of Tim Heath and Eva Patterson-Heath

Education

- North Carolina A&T, 2001 (bachelor's degree in Public Relations)
- Baylor, 2004 (master's degree in Education with an emphasis in Sport Management)

Playing Career

- Four-year letterwinner; two-time team captain, North Carolina A&T (1997-2001)

Coaching Career

Year	School	Position	Record	Conf. Finish
2002-03	Baylor	Graduate Assistant Coach	24-11, 8-8 Big 12	7 th
2003-04	Baylor	Graduate Assistant Coach	26-9, 10-6 Big 12	t-4 th
2004-05	Eastern Illinois	Assistant Coach	10-17, 3-13 OVC	10 th
2005-06	Eastern Illinois	Assistant Coach	10-19, 9-11 OVC	8 th
2006-07	Ball State	Assistant Coach	24-7, 13-3 MAC	1 st -West
2007-08	Creighton	Assistant Coach	21-12, 12-6 MVC	4 th
2009-10	Baylor	Coordinator of Operations	27-10, 9-7 Big 12	6 th
2010-11	Baylor	Coordinator of Operations	34-3, 15-1 Big 12	1 st
2011-12	Baylor	Coordinator of Operations	40-0, 18-0 Big 12	1 st
2012-13	Baylor	Associate Coach	34-2, 18-0 Big 12	1 st
2013-14	Ball State	Associate Head Coach	18-17, 9-9 MAC	t-2 nd -West
2014-15	Ball State	Associate Head Coach	17-14, 13-5 MAC	1 st -West
2015-16	Southeast Missouri	Head Coach	15-15, 8-8 OVC	t-5 th
2016-17	Southeast Missouri	Head Coach	13-17, 7-9 OVC	t-6 th
2017-18	Southeast Missouri	Head Coach	14-17, 9-9 OVC	t-6 th

Head Coaching Overall Record - 42-49 (Fourth Season)

Record at Southeast Missouri - 42-49, 24-26 OVC (Fourth Season)



Chanté Crutchfield is in her fourth season as an assistant coach with the Southeast Missouri women's basketball program. Crutchfield was promoted to Recruiting Coordinator at the end of the 2017-18 season after landing an impressive class of recruits.

In her first season at Southeast, Crutchfield helped lead the Redhawks to a 15-15 finish on the season and an 8-8 record in OVC play, finishing tied for fifth in the 12-team league.

Crutchfield helped mentor guard Bri Mitchell from 2015 to 2017. Mitchell was named First Team All-OVC in 2016-17 and Second Team the year prior. She became the first SEMO player to earn First Team honors since Missy Whitney in 2007-08. Mitchell became the 18th member of Southeast's 1,000-Point Club in 2016-17.

Crutchfield recruited and signed Tesia Thompson, an ESPN Top 100 in the 2017 class. In 2018, Thompson was honored as the OVC Freshman of the Year, and named to the All-OVC Second-Team and All-Newcomer Team. This accolade was the first in program history. Thompson was Southeast's top scorer as a freshman at 12.8 points per game and ranked second on the team with 5.3 rebounds and 51 steals.

Prior to Southeast, Crutchfield was head coach at Crowley High School in 2014-15, leading her team to an overall record of 23-8 and 11-3 in district play. She guided her team to its first District Championship in seven seasons and first playoff win in 10 years.

Crutchfield is now reunited with Crowley athlete, Taelour Pruitt. She was Pruitt's head coach and helped Pruitt gain multiple honors including being named District 8-5A Newcomer and All-Region First-Team after her freshman season.

A native of Waco, Texas, Crutchfield has seven years of head

girls basketball coaching experience at the high school level. She also worked at other Texas prep schools, including Brenham, William B. Travis, and University. At Brenham, Crutchfield compiled an overall record of 55-15. She guided the program to its first District Championship in nine years and back-to-back District titles for the first time in 12 seasons. Those teams produced two District Most Valuable Players, one Offensive MVP, two Defensive MVPs, one Newcomer of the Year, one Most Improved Player, 14 All-District selections, nine Academic All-District honorees, four All-Brazos Valley, three All-State and three All-Region picks, and one District 18-4A Coach of the Year accolade.


Crutchfield had the pleasure of coaching center Teaira McCowan at Brenham. The highly-recruited McCowan played for the USA U18 National Team that went on to win gold. McCowan currently plays at Mississippi State out of the Southeastern Conference. Her first year she was an SEC All-Freshman Team selection after averaging 6.6 points, 5.6 rebounds, and 1.3 blocks. In 2016-17, McCowan posted averages of 8.7 points, 7.1 rebounds and 1.5 blocks en route to being voted SEC Sixth Woman of the Year and helping lead the Bulldogs to the National Championship game including wins over Baylor and (then) undefeated UConn. This past season, she posted averages of 18.2 points, 13.9 rebounds, 2.07 blocks and was voted WBCA, ESPNW and AP All-American, Naismith Defensive Player of the Year SEC Co-Defensive Player of the Year, SEC All-Defensive Team – 2017-2018 and First Team All-SEC all while returning to the National Championship game again.

She started her head coaching career at William B. Travis High School, helping the Rebels to an overall 62-54 record, three consecutive playoff appearances and their first 20-win season in 15 years and was named Coach of the Year twice.

In 2007, Crutchfield served as the Director of Operations for the Houston Comets out of the WNBA and worked as a basketball operations coordinator from 2002-05. During this time, Crutchfield had an opportunity to travel overseas with the USA Women's Basketball National Team during their Pre-Olympic Tour in 2004.

Crutchfield was a graduate assistant coach for Kim Mulkey at Baylor from 2000-02. She helped to lay the foundation of the program that Baylor has become today and was instrumental in Baylor making the NCAA Tournament for the first time in program history.

She received her bachelor's degree in business administration-finance from Texas-Arlington in 2000 and earned her master's in sports management at Baylor in 2002.



Morgan Eye joined the SEMO women's basketball staff prior to the 2017-18 season. She coaches the Redhawk guards and also assists in all aspects of the program.

In 2017-18, Eye mentored Tesia Thompson, the first to gain All-OVC Newcomer, All-OVC Second Team and later named OVC Freshman of the Year honors in the same year.

Thompson ended the season with a team-high 398 points. She recorded 51 steals and 164 rebounds in her freshman campaign.

Eye comes to Southeast from the University of Missouri, her alma mater. She most recently filled the role of Graduate Student Manager for the Tigers Women's Basketball team. During her two years as a graduate manager, Eye was responsible for opponent film and video breakdown, oversight of the scout team, position breakdown, marketing for the Tiger Paws and Show-Me Squad, along with numerous other duties ranging from team travel to camps.

Eye was a student-athlete for the Tigers from 2011-15. Eye holds the program record for career (367), season (112) and single-game (11) 3-pointers. She played in 127 career games (84 starts) and averaged 10.8 points, 3.6 rebounds, and 1.3 assists per contest. She reached double figures in scoring in over 50 games throughout her career.

As a senior in 2014-15, Eye led the SEC with 84 made 3-pointers and was invited to the State Farm College Women's 3-Point Championship. She tied a WNIT record with nine 3-pointers in a second-round victory at Kansas State.

Eye finished second nationally with an average of 3.48 threes per game and sixth in the NCAA with 106 as a junior. During her sophomore season, she set a program record with 112 shots from beyond the arc and led the country with an average of 3.5 3-pointers per game. She established a new program record with 11 baskets from long range vs. Auburn on Jan. 6, 2013.

A native of Montrose, Missouri, Eye was a first-team All-State performer by the Missouri Basketball Coaches Association and Missouri Sportswriters. She led her team to a perfect 31-0 record and Class 1 state title in 2010. During her prep career, she set a school record with 2,537 points. She averaged 23.6 points, 8.7 rebounds, 6.5 assists and 4.6 steals per game as a senior, when she led her team to a 28-1 mark.

Eye earned a bachelor's degree in Marketing from Mizzou in May 2015 then earned her masters of Educational, School, and Counseling Psychology from Mizzou in May 2017.



Brooke Hengst returns for her fourth season as the women's basketball Director of Operations. Hengst is responsible for the program budget while serving as academic coordinator, communications liaison, team travel and facilities coordinator and supervisor of the team managers.

Prior to her current role with the women's basketball team, Hengst served as a graduate assistant for Southeast Missouri's Purchasing Card Program. There, she helped develop and administer training material and served as the liaison between the university and financial institutions for the program.

She has her Master of Arts degree from Southeast Missouri State in High Education Administration. Hengst graduated Magna Cum Laude from Southeast in May 2014 with a Bachelor's degree in Accounting with an emphasis on Finance.

As a student, Hengst worked in the Accounts Payable and Athletics departments while also interning with the Accounting department.





Brittany Winborne is in her first season as the Graduate Assistant for the Redhawks Women's Basketball Program. Winborne's primary responsibilities will include the following: overseeing team social media, pre- and post-game film, alumni communication, assisting with student-athlete career planning, coordinating community service, marketing liaison, assisting recruits on official and unofficial visits and academic coaching.

Winborne comes to Southeast after playing professional basketball for the Westfield Health Sheffield Hatters in Sheffield, England Women's British Basketball League (WBBL). During her season in England, Winborne was selected to the All-Star Starting five (5) times while averaging a double-double (14.0 ppg) along with (13.4 rpg). Winborne was a Molten WBBL All-Defensive Team selection while also leading the league in rebounding. At 6'0, Winborne was not the tallest in the paint, but her physical presence and work on the glass was spectacular. She was voted by the league as the best post player while also blocking 1.8 shots per game.

Winborne was a student-athlete for the UAB Blazers from 2012-16. The Baltimore, Maryland native led the Blazers and Conference USA in double-doubles (10.7 ppg) and (11.1 rpg) during her senior season. She was ranked 12th nationally in rebounding along with leading Conference USA in field goal percentage (.582) and rebounding (11.1). Winborne also recorded the second-highest rebounding total in UAB history with 23 rebound against Middle Tennessee State, just three rebounds short of setting a new record.

Winborne earned fifth place in UAB single-season history with

345 rebounds. She made all Second-Team All-Conference (2015-2016) season and was awarded the top rebounder in Conference USA (2015-2016) season. She also had the most double-doubles in a single season. Winborne played in a total of 31 games, averaged 30.5 minutes per game, and had a total of 1.3 blocks per game.

As a junior, Winborne led the team in rebounds in seven games and was second on the team with 4.8 rebounds per game. She had three games with 10 or more rebounds, including a season-high 12 rebounds against Alcorn State. She scored in double figures in three games and recorded a double-double with 10 points and 10 rebounds against Charlotte. Winborne scored a season-best 14 points in a win over UTSA. Against Rice, Winborne finished with 11 points and matched a career-best three assists. She played in all 31 games.

Winborne received her Bachelor's degree in Psychology from the University of Alabama at Birmingham in 2016. She is working toward her graduate degree in Higher Education with a concentration in Sports Management at SEMO.



PLAYER BIOS

2

CARRIE SHEPHARD**Guard****Redshirt-Senior • 6-1****Steele, Mo.****Missouri****2017-18:**

Redshirted.

2016-17:

Redshirted.

2015-16 (MIZZOU):

Played in 15 games... Averaged 0.7 points, 0.5 assists and 0.3 rebounds per contests... Finished with 11 points, 11 assists, five rebounds and a steal... Entered the scoring column in five contests... Shot 36% (5-for-14) from the field... Averaged 1.4 points and 0.5 rebounds during non-conference action... Notched a season-high three points vs. Arkansas-Pine Bluff (11/16)... Tied career-highs with two rebounds and a steal vs. SIUE (11/24)... Drained lone 3-pointer vs. Arkansas-Pine Bluff (11/16)... Saw action in six SEC contests and in the NCAA Tournament Second Round at Texas (3/21).

2014-15 (MIZZOU):

Saw reserve action in 13 games... Missed 17 games during the middle of the season with a stress fracture in her shin... Averaged 1.2 points and 6.2 minutes per contest... Scored a season-high seven points vs. UNLV (11/21) in the Wahine Classic in Honolulu, Hawaii... Season-best two steals vs. Loyola Chicago (12/3)... Played a season-high 16 minutes vs. Southeast Missouri (11/17)... Shot 6-for-10 from the floor, 1-for-2 from 3-point range and 2-for-7 from the foul line... Participated in the Athletes in Action Ultimate Training Camp in Fort Collins, Colorado following the season.

HIGH SCHOOL:

Named Miss Show-Me Basketball for South Pemiscot High School in Steele, Missouri... Two-time Class 2 Player of the Year... McDonald's All-American nominee... Four-time all-conference selection... Three-time all-state, all-district and all-region honoree... Earned Basketball Stars of America Player of the Year honors... Named to the Missouri Basketball Coaches Association All-Tournament Team and the U.S. Junior Nationals Gateway Challenge All-Star Team... Led her team to conference, district and sectional titles as a sophomore... Averaged 35 points per game during her junior season, once scoring a career-high 51 points in a game... Led her team to Conference and District Championship titles in her senior season... All-conference, all-district volleyball player... Named all-conference on the softball diamond... Participated in band, Student Activity Council, Mu Alpha Theta and Honor Society Trio.

PERSONAL:

Born Nov. 20, 1995 in Kennett, Missouri... Daughter of Stephen and Edna Shepard... Graduated from SEMO in May of 2017 in Marketing/Management ... Recruited by Southeast Missouri, Mizzou, Nebraska, Missouri State, and George Mason out of high school.

**HONORS & AWARDS**

2018 Southeast Scholar-Athlete

May 2017 Graduate of Southeast Missouri

SINGLE-GAME HIGHS

Points..... -
 Rebounds..... -
 Assists..... -
 Blocks..... -
 Steals..... -
 FG made..... -
 3FG made..... -
 FT made..... -
 Minutes..... -

Year	GP-GS	Min/Avg	Total		3-Point		F-Throws		Rebounds		Avg	Scoring	
			FG-FGA	PCT	FG-FGA	PCT	FT-FTA	PCT	OFF	DEF		PTS	Avg
2016-17			--Redshirt--										
2017-18			--Redshirt--										
Total	0-0	0/0	0-0	.000	0-0	.000	0-0	.000	0	0	0	0	.000

**PROTECT
THIS HOUSE**



3

ADRIANNA MURPHY

Guard
Senior • 5-3
Fishers, Ind.
Fishers HS

2017-18:

Appeared in all 31 games and started in 24... Recorded 305 points on the season with 20 three-pointers... Went 35-53 (.660) from the free-throw line ... Led the team with 168 assists ... Had a team-high 88 steals ... Her 5.2 rebounds per game averaged third best on the team ... Had a season-high 26 points against Evansville (12/19) and 25 at Ball State (2/24) ... Nearly recorded a triple-double against Evansville (26 pts, 10 assist, 9 RBs) ... Played a career-high 44 minutes at Morehead State (2/8) ... Tied a career-high five rebounds against SIUE (2/17) ... Was named 2017-18 OVC Defensive Player of the Year.

2016-17:

Finished the regular season as the Redhawks' assists leader with 172, ranking sixth on the single-season top-10 list... Started every game as a sophomore... Her 5.5 rebounds per game ranked third on the team... Also recorded a team-best 64 steals... Finished with four double-digit assists games and had five or more assists in 18 games... Topped a career-best with 14 assists against Hannibal-LaGrange (11/14)... Nearly recorded a triple-double against HLGU, finishing with seven points and nine rebounds... Pulled in a career-best 11 rebounds against Lipscomb (12/6)... Recorded a career-best 15 points while also grabbing six rebounds with eight assists at SIUE (1/18)... Had a career night against Murray State (1/25), registering 15 points, 11 rebounds (both tying career highs), and grabbing a career-best seven steals while also dishing out five assists... Picked up second double-double in a row at Austin Peay (1/28) finishing with 13 points and 10 assists.

2015-16:

Played in all 30 contest and started 26 as a true freshman... Dished out 144 assists... Assists ranked tied for six in a single-season... Averaged 6.1 points and pulled down 5.1 rebounds per game... Picked up a team-high 59 steals (2.0 per game)... Tied a team-best 6.3 rebounds per game in OVC play... Shot 41.3% from the field... Hit 25-of-32 free throws (78.1%)... Dished out six assists against Harris-Stowe (11/16)... Came off the bench and tallied six points at Alabama A&M (11/18)... In her first career start at Western Illinois (11/24) Murphy nearly tallied a triple-double, putting up 13 points with 12 assists and eight rebounds... Picked up her second double-digit point game at Wichita State (12/4) with 12 points... Pulled down a new career-best nine rebounds at Morehead State (1/7)... Tied a season-high 13 points against SIUE in the First Round of the OVC Tournament (3/3)... Member of the OVC Commissioner's Honor Roll.

PREP/CLUB:

Was a four-year starter at Fishers High School... Was named to the Indiana Basketball Coaches Association (IBCA) Supreme 15 All-State Team featuring the top players in Indiana and was a 2015 Mini Miss Basketball candidate... Averaged 12.7 points, 5.0 assists and 4.0 rebounds per game as a senior while shooting 43 percent from the field and 70 percent from the free throw line... In addition to the Supreme 15 honors, Murphy was an Associated Press all-state honoree and competed for the USA National Olympic 16U Team in 2013... Was the MVP of the Indiana North vs. South Challenge and was named her team's Defensive Player of the Year three times... Set the school record for assists in a season in 2014-15 and set the single-game assists record as a freshman... Earned 12 varsity letters as she also competed in cross country and track and field, where she was an all-conference runner and a member of the 4x400-meter relay team that finished third in the state.

PERSONAL:

Born June 22, 1997... Daughter of Lee and Nicole Murphy... Majoring in Mass Communication and Public Relations at Southeast.

HONORS & AWARDS

2017-18 OVC Defensive Player of the Year
 2018 Southeast Scholar-Athlete
 2016-17 Defensive Player of the Year (Team Award)
 2016-17 Playmaker Award (Team Award)
 2016-17 OVC Commissioner's Honor Roll
 2017 Southeast Scholar-Athlete

SINGLE-GAME HIGHS

Points.....26; vs. Evansville (12/19/17)
 Rebounds.....11; 2x, last vs Murray State (1/25/17)
 Assists.....14; vs Hannibal-LaGrange (11/14/16)
 Blocks.....1; 4x, last vs Morehead State (2/4/17)
 Steals.....8; vs SIUE (2/17/18)
 FG Made10; at Ball State (12/7/17)
 3FG Made5; at Ball State (12/7/17)
 FT Made5; 2x, last at SIUE (2/17/18)
 Minutes.....44; at Morehead State (2/8/18)



Year	GP-GS	Min/Avg	Total		3-Point		F-Throws		Rebounds				Scoring							
			FG-FGA	PCT	FG-FGA	PCT	FT-FTA	PCT	OFF	DEF	Total	Avg	PF	FO	AST	TO	BLK	STL	PTS	Avg
2015-16	30-26	847/28.2	78-189	.413	3-13	.231	25-32	.781	31	122	153	5.1	69	1	144	84	2	59	184	6.1
2016-17	30-30	817/27.2	77-208	.370	15-50	.300	13-20	.650	58	105	163	5.4	67	0	174	86	2	65	182	6.1
2017-18	31-24	1031/33.3	125-330	.391	20-64	.313	35-53	.660	45	115	160	5.2	80	1	168	126	0	88	305	9.8
Total	91-80	2695/29.6	280-717	.391	38-127	.299	73-105	.695	134	342	476	5.2	216	2	486	296	4	212	671	7.4



32

LOSMIE LUTAYA
Forward
Senior • 6-2
Kinshasa, Democratic Republic of Congo
Pensacola State College

2017-18:

Played in 30 games her first season with Southeast... Went 14-22 (.636) from the free-throw line... Recorded 38 points and 37 rebounds.

2016-17:

In two seasons at Pensacola State, Lutaya played power forward and center for the Pirates... In her first season with the Pirates, she started 23 games... Pulled in 4.6 boards and scored 6.8 points per game... As a sophomore, she played in all 28 games... Averaged 3.7 rebounds and 3.9 points per game... Had a career-high 12 rebounds came in 12 minutes against Tallahassee CC on Jan. 7, 2017... Helped turn the Pirates around from a 12-18 record in 2015-16 to an 18-10 clip in 2016-17... At one point, Pensacola was ranked 10th in the NJCAA poll... Member of the Florida College System Activities Association Academic Team.

PERSONAL:

Born Dec. 17, 1995... Is a General Studies major at Southeast Missouri... Has a four-year-old daughter named Happiness.



HONORS & AWARDS


2018 Southeast Scholar-Athlete
 2017-18 Tammy Hoffmeister Award (Team Award)

SINGLE-GAME HIGHS

Points.....4; 4x, last vs UT Martin (2/28/18)
 Rebounds.....4; at Eastern Illinois (1/20/18)
 Assists.....2; at Eastern Kentucky (2/22/18)
 Blocks.....1; 5x, last vs UT Martin (2/28/18)
 Steals.....2; vs Evangel (11/24/17)
 FG Made.....2; 2x, last at Eastern Kentucky (2/22/18)
 3FG Made.....
 FT Made.....2; 4x, last vs UT Martin (2/28/18)
 Minutes.....14; 2x, last at Eastern Kentucky (2/22/18)



Year	GP-GS	Min/Avg	Total		3-Point		F-Throws		Rebounds		Scoring	
			FG-FGA	PCT	FG-FGA	PCT	FT-FTA	PCT	OFF	DEF	Total	Avg
2017-18	30-1	180/6.0	12-34	.353	0-1	.000	14-22	.636	7	30	31	1.2
Total	30-1	180/6.0	12-34	.353	0-1	.000	14-22	.636	7	30	31	1.2



2016-17:
Redshirted.

2016-17:
Missed first seven games of the season due to a leg injury... Played in 21 total games during the regular season... Scored eight points against Stephens College (12/4)... Grabbed five boards in OVC opener against Tennessee Tech (12/29)... Made first career start at Tennessee State (1/5)... Recorded a career-best seven rebounds to lead the team against Eastern Illinois (1/21)... Tied her seven-rebound mark against Austin Peay (2/25)... Recorded first double-digit point game with 10 points against UT Martin (2/18)... Played 20 or more minutes in the final three games of the regular season.

2015-16:
Saw limited action in her rookie campaign... Played in 18 total games and averaged 4.7 minutes a game... Picked up a season-high seven points against William Woods (12/30)... Pulled down a season-high three rebounds on three separate occasions... Member of the OVC Commissioner's Honor Roll.

PREP/CLUB:
Scored 647 points and grabbed 551 rebounds for Roselle Catholic High School as she was part of a team that recorded the most wins in program history and set a school record with a 21-game winning streak to begin her senior season... Helped the Lady Lions advance to the state sectional final and won a division title... Averaged 10.8 points, 9.1 rebounds and 1.7 steals per game as a senior... As a junior, she averaged 10.3 points, 9.5 rebounds and 1.6 steals per contest... In AAU play, Balogun competed for the New Jersey Crusaders... A multi-sport athlete, she also lettered in cross country and track and field, where she threw the shot put... Was a four-time scholar-athlete and first academic honors selection as well as a member of the Principals List, National Honor Society and Spanish Honor Society.

PERSONAL:
Born March 25, 1997... Full name is Moriam Dolapo Balogun... Daughter of Moshood and Titilayo Balogun... Both parents are graduates of the University of Lagos in Nigeria... Majoring in Dietetics at Southeast... Is an aspiring author and wishes to start her own sports clothing line.

HONORS & AWARDS

2016-17 OVC Commissioner's Honor Roll
2017 Southeast Scholar-Athlete
2018 Southeast Scholar-Athlete

SINGLE-GAME HIGHS

Points.....10; vs UT Martin (2/18/17)
Rebounds.....7; 2x, last vs Austin Peay (2/25/17)
Assists.....2; 2x, last vs Eastern Illinois (1/21/17)
Blocks.....1; 3x, last at Austin Peay (1/28/17)
Steals.....1; 4x, last vs Austin Peay (2/25/17)
FG made.....5; vs. UT Martin (2/18/17)
3FG made.....-
FT made.....4; vs Austin Peay (2/25/17)
Minutes.....27; vs Austin Peay (2/25/17)



Year	GP-GS	Min/Avg	Total		3-Point		F-Throws		Rebounds		Scoring	
			FG-FGA	PCT	FG-FGA	PCT	FT-FTA	PCT	OFF	DEF	Total	Avg
2015-16	18-0	85/4.7	5-15	.333	0-0	.000	3-12	.250	7	11	18	1.0
2016-17	22-2	279/12.7	27-48	.563	0-0	.000	15-22	.682	33	40	73	3.3
Total	40-2	364/9.1	32-63	.508	0-0	.000	18-34	.529	40	51	91	2.3

13

JESSIE HARSHBERGER
Guard/Forward
Junior • 5-10
Dodge City, Kan.
Dodge City HS



2017-18:
 Played in all 31 games, with 10 starts... Had 62 points and 39 rebounds... Went 10-10 from the free-throw line... Went 4-4 from the line at Austin Peay (1/6) in five minutes of play.

2016-17:
 Played in 17 total games as a true freshman... Missed first five games due to a leg injury... Had four points and four rebounds in second career game on Nov. 26 against Alcorn State in 11 minutes off the bench... Turned in a season-high seven points against Stephens College (12/4).

PREP:
 Four-year letterwinner and three-year starter for the Dodge City High School Red Demons... In her career, she has accumulated 833 career points, good enough for second most in school history... Had 355 field goals, 450 rebounds, and 173 steals in her high school career... Was a two-time Western Athletic Conference Player of the Year and All-WAC First Team selection... Helped lead her squad to two WAC Championships with back-to-back undefeated seasons in conference play... The MVP of her team as a senior, Harshberger led the Red Demons to a WAC Championship... Harshberger netted 321 points as a senior, the third most in a single season at Dodge City... She pulled down 127 rebounds, dished out 34 assists, and picked up 67 steals... She earned Topeka Capital Third Team honors... As a junior, she scored 267 points on 103 field goals... She tallied 148 rebounds, 35 assists, and 51 steals en route to a Topeka Capital Honorable Mention... Tallied 157 points, 99 boards, 26 assists, and 35 steals as a sophomore... As a freshman, she had 88 points with 76 rebounds... Also competed in volleyball and track in high school... She was a four-year state qualifier in track in the 800m and 4x800 relay.

PERSONAL:
 Born Oct. 31, 1997... Majoring in Marketing... Daughter of Gary and Melanie Harshberger... Brother Jacob plays defensive end for the Kansas State Wildcats football team.

HONORS & AWARDS

Commissioner's Honor Roll
 2018 Southeast Scholar Athlete

SINGLE-GAME HIGHS

Points.....	12; vs Missouri Valley College (11/14/17)
Rebounds.....	5; at UT Martin (2/10/18)
Assists.....	1; 13x, last vs UT Martin (2/28/18)
Blocks.....	2; at Jacksonville State (1/27/18)
Steals.....	3; vs Missouri Valley College (11/14/17)
FG Made.....	6; vs Missouri Valley College (11/14/17)
3FG Made.....	1; 2x, last at Eastern Kentucky (1/13/18)
FT Made.....	4; vs Austin Peay (1/6/18)
Minutes.....	28; at Eastern Kentucky (1/13/18)



Year	GP-GS	Min/Avg	Total		3-Point		F-Throws		Rebounds		Scoring	
			FG-FGA	PCT	FG-FGA	PCT	FT-FTA	PCT	OFF	DEF	Total	Avg
2016-17	18-0	112/6.2	11-27	.407	0-0	.000	2-2	1.000	10	13	23	1.3
2017-18	31-10	339/10.9	25-66	.379	2-10	.200	10-10	1.000	16	23	39	1.3
Total	49-10	451/9.2	36-93	.387	2-10	.200	12-12	1.000	26	36	62	1.3



21

IYANNA MCCURDY
Guard
Junior • 5-9
Philadelphia, Penn.
Friends Central HS

2017-18:

Played in 22 games with 15 starts... Played a season-high 35 minutes at Austin Peay (1/6) where she recorded four assists... Scored in double-digits six times in the season.

2016-17:

Played in every game of the regular season as a true freshman... Averaged 8.2 minutes a game... Turned in 14 points in her second career game on Nov. 14 against Hannibal-LaGrange (11/14) in 24 minutes off the bench... Picked up a season-high five rebounds against Stephens College (12/4).

PREP:

Four-year starter and letterwinner at Friends' Central School... As a junior, McCurdy averaged 18 points, 7.9 assists, and 3.7 steals a game... Was named team MVP and Captain as a junior... Averaged 17 points a game as a sophomore and was named the team MVP... Earned her team's Most Improved Player award as a freshman... Also participated in Track & Field during high school.

PERSONAL:

Born July 19, 1998... Majoring in Management Entrepreneurship ... Daughter of Edward Anthony and Katrina McCurdy.

HONORS & AWARDS

Iron Woman Award (Team Award)
2017-18 OVC Commissioner's Honor Roll
2017 Southeast Scholar-Athlete
2018 Southeast Scholar Athlete

SINGLE-GAME HIGHS

Points.....14; vs Hannibal-LaGrange (11/14/16)
Rebounds.....7; 3x, last vs SIUE (2/17/18)
Assists.....5; at UT Martin (2/10/18)
Blocks.....1; 2x, last vs UT Martin (2/24/18)
Steals.....3; at Tennessee Tech (1/25/18)
FG Made.....7; vs Hannibal-LaGrange (11/14/16)
3FG Made.....1; vs Stephens College (12/4/16)
FT Made.....6; vs SIUE (2/17/18)
Minutes.....35; at Austin Peay (1/6/18)



	Total				3-Point		F-Throws		Rebounds				Scoring									
Year	GP-GS	Min/Avg	FG-FGA	PCT	FG-FGA	PCT	FT-FTA	PCT	OFF	DEF	Total	Avg	PF	FO	AST	TO	BLK	STL	PTS	Avg		
2016-17	30-0	251/8.4	27-69	.391	0-0	.000	17-26	.654	16	19	35	1.2	30	0	7	22	1	8	71	2.4		
2017-18	22-15	455/20.7	45-117	.385	0-1	.000	31-63	.492	35	45	80	3.6	58	1	32	60	1	13	121	5.5		
Total	52-15	706/13.6	72-186	.387	0-1	.000	48-89	.539	52	64	116	2.2	88	1	39	82	2	21	192	3.7		



2017-18:

Played in 23 games, recording three starts as a true freshman... She had a .522 field goal percentage and recorded 28 points... Dished out 13 blocks and six steals... Allen had 38 rebounds, 26 defensive... Her freshman year, she went 4-6 from the line for a .667 percentage.

PREP:

Three-year letterwinner and senior captain for the Little Rock Central Tigers and head coach Michael Green... In her junior season, Allen recorded five points, five rebounds, and five blocks a game... Her single-game career highs came in 12 points, 10 rebounds, and 10 blocks... As a sophomore, she was responsible for four points, four rebounds, and four blocks per game.

PERSONAL:

Born March 14, 1999... Daughter of Cornelius and LaRonica Allen... Studying Early Childhood Development at Southeast Missouri.



SINGLE-GAME HIGHS

Points.....	6; vs Murray State (2/1/18)
Rebounds.....	5; 3x, last at Jacksonville State (1/27/18)
Assists.....	2; vs Murray State (2/1/18)
Blocks.....	4; at George Mason (11/18/17)
Steals.....	2; at Jacksonville State (1/27/18)
FG Made.....	3; vs Murray State (2/11/18)
3FG Made.....	-
FT Made.....	2; at Eastern Illinois (1/20/18)
Minutes.....	27; at Jacksonville State (1/27/18)



Year	GP-GS	Min/Avg	Total		3-Point		F-Throws		Rebounds		Scoring	
			FG-FGA	PCT	FG-FGA	PCT	FT-FTA	PCT	OFF	DEF	Total	Avg
2017-18	23-3	204/8.9	12-23	.522	0-0	.000	4-6	.667	12	26	38	1.7
Total	23-3	204/8.9	12-23	.522	0-0	.000	4-6	.667	12	26	38	1.7



2017-18:

Played in every game as a true freshman with 23 starts... Recorded 398 points with 51 steals, 164 rebounds and 39 assists... Had a team-high 118-163 (.724) from the free-throw line... Averaged 12.8 points in 27.2 minutes per game.

PREP:

Four-year starter and letterwinner at Hamilton High School... She was the number five-ranked high school player in Tennessee, an ESPN Top 100 prospect, and a McDonald's All-American nominee... She is a three-time all-district honoree and an all-state and all-region player as a senior... Also garnered Best of Prep honors 10th through 12th grade... Averaged 26.5 points per game, 11.6 rebounds, 5.3 assists, and 4.8 steals... Awarded the 2017 Senior Award and Ultimate All-Star MVP for her efforts on the hardwood... Was the Commercial Appeal Player of the Week on several occasions... Her club team, Team Penny, won the Battle of the Boro Championship as Thompson led the squad as the team MVP... An all-around athlete, she also competed on the Hamilton volleyball team and was named team MVP as well... In the classroom, Thompson carried a 3.8 GPA and ranks in the top 20 of her class, earning a spot on the Distinguished Honor Roll list.

Personal:

Born June 20, 1999... Daughter of Crystal Thompson and Jerome Taylor...Majoring in Corporate Communications at Southeast Missouri.

HONORS & AWARDS

2017-18 Adidas Athlete of the Week: 1/2/18; 1/16/18; 2/20/18
2017-18 OVC Freshman of the Year
2017-18 All-OVC All-Newcomer Team
2018-19 Preseason All-OVC Team

SINGLE-GAME HIGHS

Points.....25; vs UT Martin (2/24/18)
Rebounds.....11; vs Saint Francis (11/17/17)
Assists.....6; vs Saint Francis (11/17/17)
Blocks.....2; at Morehead State(2/8/18)
Steals.....6; vs Eastern Kentucky (1/13/18)
FG Made.....12; vs UT Martin (2/24/18)
3FG Made.....1; vs UT Martin (2/24/18)
FT Made.....10; vs Eastern Kentucky (1/13/18)
Minutes.....37; at Jacksonville State (1/27/28)



Year	GP-GS	Min/Avg	Total		3-Point		F-Throws		Rebounds				Other Stats							Scoring	
			FG-FGA	PCT	FG-FGA	PCT	FT-FTA	PCT	OFF	DEF	Total	Avg	PF	FO	AST	TO	BLK	STL	PTS	Avg	
2017-18	31-23	842/27.2	137-325	.422	6-16	.375	118-163	.724	63	101	164	5.3	83	2	39	87	8	51	398	12.8	
Total	31-23	842/27.2	137-325	.422	6-16	.375	118-163	.724	63	101	164	5.3	83	2	39	87	8	51	398	12.8	



40 LATRESE SAINÉ

Forward
Sophomore • 6-4
West Memphis, Ark.
West Memphis HS

2017-18:

Played in 28 games and started in 16...Recorded a total of 143 points, the fifth most on the team...Had a total of 107 rebounds and 20 steals... Recorded 44 blocks, most on the team and sixth in the OVC...Had a season-high 15 points against Evangel (11/24)... Went 6-for-6 from the free throw line at Murray State (1/4) ... Had 6 blocked shots, and 17 rebounds at Morehead St.

2016-17:

Recorded nine points in 15 minutes off the bench in NCAA debut against Western Illinois (11/16)... Shut down for the remainder of the 2016-17 season due to a leg injury... Granted Medical Redshirt.

PREP:

Three-year starter and four-year letterwinner at West Memphis High School out of West Memphis, Arkansas... Saine is a two-time all-conference performer in the post for West Memphis during her sophomore and junior campaigns... Averaged five blocks and six rebounds per game as a junior... As a sophomore, she averaged four blocks and five rebounds to help lead her team to a conference championship and an appearance in the state final four.

PERSONAL:

Born Jan. 9, 1998... Majoring in Corporate Communications with a minor in Integrated Marketing... Daughter of Carl and Gwendolyn Saine.



SINGLE-GAME HIGHS

Points	15; vs Evangel (11/24/17)
Rebounds	17; at Morehead State (2/8/18)
Assists	2; 4x, last at Eastern Kentucky (2/22/18)
Blocks	6; at Morehead State (2/8/18)
Steals	3; vs Belmont (12/28/17)
FG Made	5; 2x, last at Morehead State (2/8/18)
3FG Made	-
FT Made	6; vs Bradley (11/25/17)
Minutes	34; at Morehead State (2/8/18)



Year	GP-GS	Min/Avg	Total		3-Point		F-Throws		Rebounds		Scoring	
			FG-FGA	PCT	FG-FGA	PCT	FT-FTA	PCT	OFF	DEF	Total	Avg
2017-18	28-16	490/17.5	56-135	.415	0-0	.000	31-50	.620	42	65	107	3.8
2016-17	0-2	23/11.5	6-9	.667	0-0	.000	1-6	.167	1	2	3	1.5
Total	28-18	513/18.3	62-144	.431	0-0	.000	32-56	.571	43	67	110	3.9



MOBERLY AREA CC:

Helped lead the Greyhounds to a historic 32-1 season and ranked fourth in the country ... Sophomore year, averaged 9.6 points, five rebounds, 2.2 steals and 1.1 blocks per game ... Named First-Team All-Region and Second-Team All-MCCAC ... Led the team in steals and finished second in blocks ... Named Lady Greyhounds Defensive Player of the Year.

PREP:

The Grand Rapids, Michigan native, was named Freshman of the Year in both the Great Rivers Athletic Conference and NJCAA Region 24 the year before at Southeastern Illinois College ... Attended Southeastern Illinois after prepping at Grand Rapids Christian School.

PERSONAL:

Born Jocelyn Brianna Taylor on November 18 ... Daughter of Stephanie Nelson-Taylor and Brian Taylor ... Has two older brothers, Jalen and Juwan, and one older sister Tierra ... Older brother Jalen earned a scholarship to bowl at Corner Stone University in Grand Rapids, Michigan ... Majoring in Health Science while at SEMO.

VIRGINIA TECH:

Redshirt

PREP:

Tabbed a three-star recruit by ESPN HoopGurlz and ranks 14th among post players... Was a Southwestern third team all-conference selection and is a two-time All-State Honorable Mention honoree... Averaged nine points, nine rebounds and five blocks per game as a junior... Second Team All-STL/Southern Ill. after leading the region in blocks... Set an all-time record with 14 blocks in a playoff game... Played club ball for Best Choice United and led the team to victory at the Brandon Clay Summer Invitational... Helped the team to the finals at Deep South Classic... Was a U-17 Olympic Trials finalist in 2016 and was a third round finalist at the U-16 trials in 2015.

PERSONAL:

Born Celestine Abigale Akoro on June 15, 1999 ... Daughter of Ian and Melanie Akoro ... Has two siblings, Isabelle and Ben ... Mother played basketball at Chester High where she still holds the all-time scoring, rebound and blocks records and went on to play at John Logan and Pittsburg State ... Father played in Kenya before coming to the U.S. to compete for Pittsburg State.



5 **TIONNE COLYER**
Guard
Freshman • 5-7
Chicago, Ill.
Bogan Computer Technical HS

PREP:

Averaged 25 points, 4.0 rebounds, 4.6 assists and 4.1 steals per contests for Bogan Computer Technical HS ... Played AAU for Lady Reign.

PERSONAL:

Born Tionne Aaliyah Colyer on January 30, 2000 ... Daughter of Rickey and Julia Colyer ... Has one brother, Rickey Colyer Jr. and one sister Candice Colyer ... Majoring in Elementary Education at SEMO.

10 **TAELOUR PRUITT**
Guard
Freshman • 5-6
Arlington, Texas
Crowley HS

PREP:

Three-year letterwinner and three-year starter at Crowley HS ... Averaged 17.0 points, 3.5 assists, 3.0 rebounds and 3.0 steals ... Named District MVP, First Team All-District, All-Region, All-State and Second Team All-Area ... Played summer ball with Lady Jets.

PERSONAL:

Born Taelour Emon Pruitt on September 23, 1999 ... Daughter of Karlous and Anita Pruitt ... Has one sister Tyelour and one brother KJ ... Majoring in Health Science at SEMO.



PREP:

Four-year letterwinner and four-year starter at Olmsted Falls HS ... Accumulated 1,405 points as a Bulldog ... Averaged 17.3 points, 5.2 rebounds, 3.5 assists per game and shot 38 percent from beyond the arch ... Named First-Team All-Conference three times and Third-Team All-District twice ... Named First-Team All-District and Third-Team All-State ... Helped lead Olmsted Falls to a 2017 District Champion and a 2018 District Runner-Up ... Played AAU with the SMAC program.

PERSONAL:

Born Sarah Elizabeth Balfour on June 26, 2000 ... Daughter of Scott and Jill Balfour and has one brother, Carson ... Was a four-year letterwinner in lacrosse and two-year letter winner in cross country... Majoring in Actuarial Science.

PREP:

Four-Year letterwinner that split her time between Bell County HS and Cumberland Gap HS ... Spent her senior year at Bell County HS where she averaged 14.1 points and 13.4 rebounds (5th in state) ... Named the 13th Region Media Girls Breakthrough Player of the Year and 13th Region Coaches Association First-Team All-Region and Senior All-Region Team ... Averaged 14.0 points, 10.0 rebounds and 4.0 blocks as a three-year starter ... Helped Cumberland Gap to their first state tournament appearance in eight years ... Led Bell County HS to two Christmas Classic Tournament Championships ... Played AAU with Dream Elite.

PERSONAL:

Born Brittney Beatrice Cupp on February 10, 2000 ... Daughter of Rufus and Melinda Cupp ... Has three brothers, Johnathan Cupp, Jackie Hall and Michael Hall ... Has one sister, Stacy Neff ... Undecided on her studies at SEMO.





**2017-18
SEASON REVIEW**

2017-18

#	Player	gp-gs	min	avg	Total		3-Point		F-Throw		Rebounds				pf	dq	a	to	blk	stl	pts	avg
					fg-fga	fg%	3fg-fga	3fg%	ft-fa	ft%	off	def	tot	avg								
24	THOMPSON, Tesia	31-23	842	27.2	137-325	.422	6-16	.375	118-163	.724	63	101	164	5.3	83	2	39	87	8	51	398	12.8
10	LUTTRULL, Ashton	28-18	782	27.9	106-282	.376	57-191	.298	52-56	.929	8	80	88	3.1	38	0	46	36	4	40	321	11.5
03	MURPHY, Adrianna	31-24	1031	33.3	125-320	.391	20-64	.313	35-53	.660	45	115	160	5.2	80	1	168	126	0	88	305	9.8
22	JONES, Deja	30-29	855	28.5	109-160	.681	0-1	.000	75-119	.630	71	101	172	5.7	87	1	22	67	7	35	293	9.8
21	MCCURDY, Iyanna	22-15	455	20.7	45-117	.385	0-1	.000	31-63	.492	35	45	80	3.6	58	1	32	60	1	13	121	5.5
40	SAINE, LaTrese	28-16	490	17.5	56-135	.415	0-0	.000	31-50	.620	42	65	107	3.8	90	4	17	35	44	20	143	5.1
15	LEYHUE, Kaley	31-3	534	17.2	43-148	.291	37-120	.308	14-23	.609	11	29	40	1.3	34	0	14	36	2	18	137	4.4
11	MADDEN, Mandy	31-13	538	17.4	45-114	.395	0-0	.000	12-28	.429	26	66	92	3.0	56	0	15	41	24	12	102	3.3
13	HARSHBERGER, Jess	31-10	339	10.9	25-66	.379	2-10	.200	10-10	1.000	16	23	39	1.3	40	0	8	26	2	8	62	2.0
32	LUTAYA, Losmie	30-1	180	6.0	12-34	.353	0-1	.000	14-22	.636	7	30	37	1.2	29	0	5	21	5	6	38	1.3
01	ALLEN, Kennedi	23-3	204	8.9	12-23	.522	0-0	.000	4-6	.667	12	26	38	1.7	44	3	6	13	13	6	28	1.2
Team											56	72	128		1		18					
Total.....		31	6250		715-1724	.415	122-404	.302	396-593	.668	392	753	1145	36.9	640	12	372	566	110	297	1948	62.8
Opponents.....		31	6250		647-1677	.386	182-577	.315	458-657	.697	371	714	1085	35.0	554	-	380	563	74	275	1934	62.4

TEAM STATISTICS

	SEMO	OPP
SCORING	1948	1934
Points per game	62.8	62.4
Scoring margin	+0.5	-
FIELD GOALS-ATT	715-1724	647-1677
Field goal pct	.415	.386
3 POINT FG-ATT	122-404	182-577
3-point FG pct	.302	.315
3-pt FG made per game	3.9	5.9
FREE THROWS-ATT	396-593	458-657
Free throw pct	.668	.697
F-Throws made per game	12.8	14.8
REBOUNDS	1145	1085
Rebounds per game	36.9	35.0
Rebounding margin	+1.9	-
ASSISTS	372	380
Assists per game	12.0	12.3
TURNOVERS	566	563
Turnovers per game	18.3	18.2
Turnover margin	-0.1	-
Assist/turnover ratio	0.7	0.7
STEALS	297	275
Steals per game	9.6	8.9
BLOCKS	110	74
Blocks per game	3.5	2.4
ATTENDANCE	9915	18826
Home games-Avg/Game	14-708	15-1207
Neutral site-Avg/Game	-	2-360
Score by Periods	1st 2nd 3rd 4th OT Totals	
Southeast Missouri	435 431 544 524 14	1948
Opponents	436 484 474 519 21	1934

Date	Opponent	Score	Att.
11/10/17	at LOUISVILLE	L 40-80	6054
11/14/17	MISSOURI VALLEY COLLEGE	W 69-34	2178
11/17/17	vs Saint Francis (Pa.)	W 82-50	134
11/18/17	at George Mason	L 38-57	448
11/22/17	SOUTHERN ILLINOIS	Lot 74-79	423
11/24/17	EVANGEL	W 72-60	390
11/25/17	BRADLEY	W 57-53	373
11/30/17	at Cincinnati	L 52-65	330
12/5/17	at Western Illinois	L 59-87	469
12/7/17	at Ball State	L 56-69	1519
12/10/17	at Kansas	L 50-51	1543
12/19/17	EVANSVILLE	W 74-65	425
* 12/28/17	BELMONT	L 57-67	675
* 12/30/17	TENNESSEE STATE	W 71-66	240
* 01/04/18	at Murray St.	W 85-74	499
* 1/6/18	at Austin Peay	L 65-66	312
* 1/11/18	MOREHEAD STATE	L 56-59	475
* 1/13/18	EASTERN KENTUCKY	W 69-55	658
* 01/17/18	at SIUE	L 57-65	582
* 1/20/18	at Eastern Illinois	W 77-54	333
* 01/25/18	at Tennessee Tech	W 70-66	1333
* 1/27/18	at Jacksonville State	L 48-55	871
* 2/1/18	MURRAY ST.	W 80-70	765
* 2/3/18	AUSTIN PEAY	L 50-61	1034
* 2/8/18	at Morehead State	Lot 58-60	1244
* 2/10/18	at UT Martin	L 65-72	2018
* 2/14/18	EASTERN ILLINOIS	W 51-48	484
* 2/17/18	SIUE	W 72-62	986
* 02/22/18	at Eastern Kentucky University	W 66-52	550
* 2/24/18	UT MARTIN	L 68-69	809
02/28/18	vs UT Martin	L 60-63	587

* - Conference game

STATISTICS

2017-18 Game-by-Game

#	Player	gp-gs	min	avg	Total		3-Point		F-Throw		Rebounds													pts	avg
					fg-fga	fg%	3fg-fga	3fg%	ft-fa	ft%	off	def	tot	avg	pf	dq	a	to	blk	stl					
24	THOMPSON, Tesia	18-12	508	28.2	93-202	.460	6-14	.429	80-110	.727	38	57	95	5.3	50	2	27	46	6	25	272	15.1			
10	LUTTRULL, Ashton	15-13	427	28.5	63-158	.399	35-104	.337	28-31	.903	3	40	43	2.9	21	0	21	20	2	24	189	12.6			
22	JONES, Deja	18-18	551	30.6	69-106	.651	0-1	.000	56-90	.622	41	60	101	5.6	49	1	9	39	2	24	194	10.8			
03	MURPHY, Adrianna	18-12	578	32.1	59-163	.362	4-27	.148	24-40	.600	25	63	88	4.9	47	1	95	77	0	57	146	8.1			
21	MCCURDY, Iyanna	17-11	360	21.2	34-92	.370	0-1	.000	30-56	.536	23	34	57	3.4	45	1	29	49	1	10	98	5.8			
40	SAINE, LaTrese	16-6	290	18.1	34-75	.453	0-0	.000	15-22	.682	30	42	72	4.5	54	2	12	18	25	12	83	5.2			
11	MADDEN, Mandy	18-8	274	15.2	27-57	.474	0-0	.000	8-14	.571	10	27	37	2.1	28	0	8	19	13	5	62	3.4			
15	LEYHUE, Kaley	18-3	268	14.9	18-73	.247	16-59	.271	9-17	.529	5	15	20	1.1	22	0	10	20	2	10	61	3.4			
13	HARSHBERGER, Jess	18-3	174	9.7	8-27	.296	2-7	.286	6-6	1.000	11	11	22	1.2	21	0	4	9	2	1	24	1.3			
32	LUTAYA, Losmie	17-1	89	5.2	8-16	.500	0-0	.000	5-8	.625	6	15	21	1.2	9	0	3	9	4	1	21	1.2			
01	ALLEN, Kennedi	13-3	106	8.2	6-10	.600	0-0	.000	3-4	.750	3	13	16	1.2	15	1	5	4	6	4	15	1.2			
Team											39	47	86		1			8							
Total.....		18	3625		419-979	.428	63-213	.296	264-398	.663	234	424	658	36.6	362	8	223	318	63	173	1165	64.7			
Opponents.....		18	3625		373-962	.388	101-322	.314	274-386	.710	218	389	607	33.7	343	-	213	331	34	160	1121	62.3			

Score by Periods	1st	2nd	3rd	4th	OT	Totals
Southeast Missouri	263	262	323	309	8	1165
Opponents	243	277	277	314	10	1121

2017-18 Results

RECORD:	OVERALL	HOME	AWAY	NEUTRAL
ALL GAMES	14-17	9-5	4-11	1-1
CONFERENCE	9-9	5-4	4-5	0-0
NON-CONFERENCE	5-8	4-1	0-6	1-1

Date	Opponent	Score	Att.	High Points	High Rebounds
11/10/17	at LOUISVILLE	40-80 L	6054	(10)THOMPSON, Tesia	(8)THOMPSON, Tesia
11/14/17	MISSOURI VALLEY COLLEGE	w 69-34	2178	(22)JONES, Deja	(11)JONES, Deja
11/17/17	vs Saint Francis (Pa.)	w 82-50	134	(18)LUTTRULL, Ashton	(11)THOMPSON, Tesia
				(18)THOMPSON, Tesia	
11/18/17	at George Mason	38-57 L	448	(12)LUTTRULL, Ashton	(8)JONES, Deja
11/22/17	SOUTHERN ILLINOIS	74-79 Lot	423	(19)MURPHY, Adrianna	(8)MURPHY, Adrianna
11/24/17	EVANGEL	w 72-60	390	(15)SAINE, LaTrese	(8)MURPHY, Adrianna
11/25/17	BRADLEY	w 57-53	373	(14)THOMPSON, Tesia	(13)MADDEN, Mandy
11/30/17	at Cincinnati	52-65 L	330	(15)MURPHY, Adrianna	(7)LUTTRULL, Ashton
12/5/17	at Western Illinois	59-87 L	469	(20)MURPHY, Adrianna	(8)MURPHY, Adrianna
12/7/17	at Ball State	56-69 L	1519	(25)MURPHY, Adrianna	(6)LUTTRULL, Ashton
					(6)JONES, Deja
12/10/17	at Kansas	50-51 L	1543	(15)LUTTRULL, Ashton	(8)MADDEN, Mandy
12/19/17	EVANSVILLE	w 74-65	425	(26)MURPHY, Adrianna	(9)MURPHY, Adrianna
12/28/17	*BELMONT	57-67 L	675	(14)MURPHY, Adrianna	(7)JONES, Deja
12/30/17	*TENNESSEE STATE	w 71-66	240	(23)THOMPSON, Tesia	(9)THOMPSON, Tesia
					(9)JONES, Deja
01/04/18	*at Murray St.	w 85-74	499	(23)LUTTRULL, Ashton	(7)THOMPSON, Tesia
1/6/18	*at Austin Peay	65-66 L	312	(18)THOMPSON, Tesia	(8)THOMPSON, Tesia
					(8)JONES, Deja
1/11/18	*MOREHEAD STATE	56-59 L	475	(22)THOMPSON, Tesia	(8)MURPHY, Adrianna
1/13/18	*EASTERN KENTUCKY	w 69-55	658	(23)THOMPSON, Tesia	(6)JONES, Deja
01/17/18	*at SIUE	57-65 L	582	(16)THOMPSON, Tesia	(7)THOMPSON, Tesia
1/20/18	*at Eastern Illinois	w 77-54	333	(18)THOMPSON, Tesia	(14)JONES, Deja
01/25/18	*at Tennessee Tech	w 70-66	1333	(22)LUTTRULL, Ashton	(6)SAINE, LaTrese
					(6)MURPHY, Adrianna
1/27/18	*at Jacksonville State	48-55 L	871	(12)THOMPSON, Tesia	(6)JONES, Deja
2/1/18	*MURRAY ST.	w 80-70	765	(20)JONES, Deja	(7)THOMPSON, Tesia
2/3/18	*AUSTIN PEAY	50-61 L	1034	(19)LUTTRULL, Ashton	(5)MURPHY, Adrianna
2/8/18	*at Morehead State	58-60 Lot	1244	(20)LUTTRULL, Ashton	(17)SAINE, LaTrese
2/10/18	*at UT Martin	65-72 L	2018	(18)LUTTRULL, Ashton	(8)SAINE, LaTrese
2/14/18	*EASTERN ILLINOIS	w 51-48	484	(13)THOMPSON, Tesia	(7)MURPHY, Adrianna
2/17/18	*SIUE	w 72-62	986	(17)THOMPSON, Tesia	(7)MCCURDY, Iyanna
					(7)THOMPSON, Tesia
02/22/18	*at Eastern Kentucky University	w 66-52	550	(13)MCCURDY, Iyanna	(6)MURPHY, Adrianna
				(13)JONES, Deja	
2/24/18	*UT MARTIN	68-69 L	809	(25)THOMPSON, Tesia	(7)JONES, Deja
02/28/18	vs UT Martin	60-63 L	587	(20)LUTTRULL, Ashton	(11)JONES, Deja

* - Conference game

Attendance Summary	Games	Attend	Avg/Game
Home	14	9915	708
Away	15	18105	1207
Neutral	2	721	360
Total	31	28741	927



2017-18 Game-by-Game

		Score	FG-A	Pct.	3FG-A	Pct.	FT-A	Pct.	Off	Def	Total	F	A	TO	B	S
Southeast Missouri	L, 40-80		14-47	.298	1-10	.100	11-18	.611	9	19	28	23	4	28	2	8
Louisville			29-60	.483	8-18	.444	14-22	.636	16	28	44	15	5	27	4	8
Missouri Valley College			11-40	.275	3-16	.188	9-13	.692	5	19	24	15	5	27	4	8
Southeast Missouri	W, 69-34		29-61	.475	3-14	.214	8-12	.667	16	26	42	13	11	20	1	12
Southeast Missouri	W, 82-50		30-57	.526	5-13	.526	17-23	.739	8	37	45	17	16	21	7	13
Saint Francis			16-68	.235	6-31	.194	12-14	.857	16	21	37	21	10	21	4	14
Southeast Missouri	L, 38-57		14-51	.275	2-15	.133	8-12	.667	8	21	29	27	5	19	6	14
George Mason			16-54	.296	8-21	.381	17-28	.607	22	30	52	16	12	22	5	8
Southern Illinois			29-59	.492	6-15	.400	15-28	.536	11	27	38	18	11	21	3	6
Southeast Missouri	L, 74-79 OT		28-62	.452	5-13	.385	13-17	.765	9	25	34	22	12	21	2	13
Evangel			18-43	.419	8-14	.571	16-20	.800	7	20	27	17	14	22	0	3
Southeast Missouri	W, 72-60		28-64	.438	2-7	.286	14-21	.667	19	19	38	22	15	14	5	13
Bradley			19-60	.317	5-16	.313	10-17	.588	14	26	40	24	8	17	2	9
Southeast Missouri	W, 57-53		18-52	.346	3-8	.375	18-23	.783	13	34	47	22	5	21	3	6
Southeast Missouri	L, 52-65		21-53	.396	5-15	.333	5-7	.714	9	25	34	20	11	18	3	6
Cincinnati			22-54	.458	10-28	.357	23-31	.742	12	24	36	10	13	12	3	12
Southeast Missouri	L, 59-87		24-67	.358	6-19	.316	5-9	.556	19	25	44	26	11	22	6	7
Western Illinois			27-59	.458	10-28	.357	23-31	.742	10	26	36	9	20	13	4	16
Southeast Missouri	L, 56-69		22-55	.400	8-18	.444	4-8	.500	9	22	31	22	14	22	0	11
Ball State			25-56	.446	7-23	.304	12-21	.571	12	26	38	11	18	17	2	12
Southeast Missouri	L, 50-51		19-56	.339	5-22	.227	7-11	.636	16	22	38	22	11	18	3	5
Kansas			21-56	.375	0-12	.000	9-18	.500	15	24	39	16	7	13	2	5
Evansville			22-52	.423	7-18	.389	14-15	.933	6	31	37	19	13	19	3	6
Southeast Missouri	W, 74-65		26-69	.377	9-24	.375	13-18	.722	15	24	39	20	18	10	5	11
Belmont			24-47	.511	8-23	.348	11-16	.688	11	24	35	15	17	20	3	2
Southeast Missouri	L, 67-57		22-63	.349	1-9	.111	12-15	.800	19	15	34	23	8	11	1	9
Tennessee State			23-58	.397	5-17	.294	15-18	.833	18	20	38	26	12	29	1	11
Southeast Missouri	W, 71-66		24-51	.471	4-11	.364	19-29	.655	14	19	33	20	13	27	6	9
Southeast Missouri	W, 85-74		34-60	.567	5-14	.357	12-21	.571	9	29	38	17	16	16	2	8
Murray State			25-60	.417	9-23	.391	15-26	.577	11	22	33	18	9	13	0	11
Southeast Missouri	W, 65-66		16-41	.390	3-8	.375	30-41	.732	16	20	36	24	9	19	1	6
Austin Peay			18-48	.375	6-20	.300	24-29	.828	11	14	25	27	9	11	1	9
Morehead State			24-57	.421	5-11	.455	6-12	.500	9	23	32	16	15	17	4	12
Southeast Missouri	L, 56-59		20-54	.370	4-9	.444	12-20	.600	15	26	41	19	7	21	2	8
Eastern Kentucky			19-47	.404	4-14	.286	13-16	.813	13	18	31	24	10	35	1	11
Southeast Missouri	W, 69-55		24-46	.522	2-5	.400	19-30	.633	10	15	25	14	11	22	3	24
Southeast Missouri	L, 57-65		21-59	.356	2-14	.143	13-16	.813	13	24	37	23	9	15	6	7
SIUE			20-58	.345	5-18	.278	20-28	.714	17	23	40	15	14	12	3	8
Southeast Missouri	W, 77-54		28-57	.491	3-12	.250	18-24	.750	15	37	52	14	16	16	4	3
Eastern Illinois			18-63	.286	8-30	.267	10-14	.714	11	17	28	23	14	9	1	9
Southeast Missouri	W, 70-66		26-51	.510	6-11	.545	12-20	.600	11	20	31	24	12	17	2	14
Tennessee Tech			21-50	.420	7-17	.412	17-27	.630	13	18	31	17	16	19	1	10
Southeast Missouri	L, 48-55		17-63	.270	3-12	.250	11-12	.917	13	23	36	26	12	16	6	8
Jacksonville State			15-42	.357	5-12	.417	20-30	.667	7	33	40	17	10	22	5	3
Murray State			24-59	.407	5-22	.227	17-22	.773	14	18	32	19	9	18	0	7
Southeast Missouri	W, 80-70		30-55	.545	3-8	.375	17-24	.708	10	25	35	20	17	16	6	9
Austin Peay			19-52	.365	3-11	.273	20-22	.909	16	25	41	19	8	18	0	9
Southeast Missouri	L, 50-61		16-49	.327	4-16	.250	14-24	.583	11	18	29	21	9	14	4	8
Southeast Missouri	L, 58-60OT		18-57	.316	4-16	.250	18-26	.692	10	39	49	26	9	24	8	13
Morehead State			20-62	.323	4-9	.44	416-24	.667	8	33	41	35.8	17	10	21	7
Southeast Missouri	L, 65-72		26-52	.500	5-19	.263	8-17	.471	10	25	35	20	19	20	1	8
UT Martin			24-53	.453	8-18	.444	16-22	.727	8	21	29	17	20	15	1	11
Eastern Illinois			21-52	.404	5-21	.238	1-4	.250	10	21	31	17	10	20	0	6
Southeast Missouri	W, 51-48		18-49	.367	3-17	.176	12-24	.500	13	24	37	11	8	16	3	9
SIUE			15-51	.294	4-19	.211	28-39	.718	12	20	32	26	7	21	1	10
Southeast Missouri	W, 72-62		25-48	.521	3-10	.300	19-29	.655	9	28	37	29	15	24	3	15
Southeast Missouri	W, 66-52		26-60	.433	4-9	.444	10-12	.833	17	14	31	15	16	11	3	9
Eastern Kentucky			21-51	.412	2-14	.143	8-14	.571	20	18	38	15	10	21	3	7
UT Martin			22-52	.423	8-23	.348	17-23	.739	9	21	30	15	13	10	2	8
Southeast Missouri	L, 68-69		28-64	.438	4-13	.308	8-14	.571	19	23	42	16	17	13	2	6
Southeast Missouri	L, 60-63		23-51	.451	5-13	.385	9-16	.563	8	30	38	21	16	14	4	5
UT Martin			19-54	.352	8-25	.320	17-21	.810	7	23	30	13	14	9	6	6

Comparisons

Opponent	1st	2nd	Score	Mar	Total FG	FG Pct.	3-Pts.	3FG Pct.	Free Throws	FT Pct.	Rebounds	Assist	T/Over	Block	Steal	Fouls
Louisville	11/42	29/38	40-80	-40	14-47/29-60	.298/.483	1-10/ 8-18	.100/.444	11-18/14-22	.611/.636	28/44	4/22	28/19	2/2	8/10	23/22
Missouri Valley	32/19	37/15	69-34	+35	29-61/11-40	.475/.275	3-14/ 3-16	.214/.188	8-12/ 9-13	.667/.692	42/24	11/5	20/27	1/4	12/8	14/15
Saint Francis (Pa.)	42/23	40/27	82-50	+32	30-57/16-68	.526/.235	5-13/ 6-31	.385/.194	17-23/12-14	.739/.857	45/37	16/10	21/21	7/4	13/14	17/21
George Mason	15/24	23/33	38-57	-19	14-51/16-54	.275/.296	2-15/ 8-21	.133/.381	8-12/17-28	.667/.607	29/52	5/12	19/22	6/5	14/8	27/16
Southern Illinois	25/34	43/34	74-79	-5	28-62/29-59	.452/.492	5-13/ 6-15	.385/.400	13-17/15-28	.765/.536	34/38	12/11	21/21	2/3	3/6	22/18
Evangel	32/28	40/32	72-60	+12	28-64/18-43	.438/.419	2-7 / 8-14	.286/.571	14-21/16-20	.667/.800	38/27	15/14	14/22	5/0	13/3	22/17
Bradley	30/18	27/35	57-53	+4	18-52/19-60	.346/.317	3-8 / 5-16	.375/.313	18-23/10-17	.783/.588	47/40	5/8	21/17	3/2	6/9	22/24
Cincinnati	24/39	28/26	52-65	-13	21-53/22-54	.396/.407	5-15/ 6-20	.333/.278	5-7 /16-23	.714/.696	34/36	11/13	18/12	3/3	6/12	20/10
Western Illinois	25/52	34/35	59-87	-28	24-67/27-59	.358/.458	6-19/10-28	.316/.357	5-9 /23-31	.556/.742	44/36	11/20	22/13	6/4	7/16	26/9
Ball State	19/39	37/30	56-69	-13	22-55/25-56	.400/.446	8-18/ 7-23	.444/.304	4-8 /12-21	.500/.571	31/38	14/18	22/17	0/2	11/12	22/11
Kansas	25/28	25/23	50-51	-1	19-56/21-56	.339/.375	5-22/ 0-12	.227/.000	7-11/ 9-18	.636/.500	38/39	11/7	18/13	3/2	5/5	22/16
Evansville	15/24	49/41	74-65	+9	26-69/22-52	.377/.423	9-24/ 7-18	.375/.389	13-18/14-15	.722/.933	39/37	18/13	10/19	5/3	11/6	20/19
Belmont	23/32	34/35	57-67	-10	22-63/24-47	.349/.511	1-9 / 8-23	.111/.348	12-15/11-16	.800/.688	34/35	8/17	11/20	1/3	9/2	23/15
Tennessee State	31/22	40/44	71-66	+5	24-51/23-58	.471/.397	4-11/ 5-17	.364/.294	19-29/15-18	.655/.833	33/38	13/12	27/29	6/1	9/11	20/26
Murray St	36/39	49/35	85-74	+11	34-60/25-60	.567/.417	5-14/ 9-23	.357/.391	12-21/15-26	.571/.577	38/33	16/9	16/13	2/0	8/11	17/18
Austin Peay	27/33	23/28	55-66	-1	16-41/18-48	.390/.375	3-8 / 6-20	.375/.300	30-41/24-29	.732/.828	36/25	9/9	19/11	1/1	6/9	24/27
Morehead State	20/30	36/29	56-59	-3	20-54/24-57	.370/.421	4-9 / 5-11	.444/.455	12-20/ 6-12	.600/.500	41/32	7/15	21/17	2/4	8/12	19/16
Eastern Kentucky	42/25	27/30	69-55	+14	24-46/19-47	.522/.404	2-5 / 4-14	.400/.286	19-30/13-16	.633/.813	25/31	11/10	22/35	3/1	24/11	14/24
SIUE	26/23	31/42	57-65	-8	21-59/20-58	.356/.345	2-14/ 5-18	.143/.278	13-16/20-28	.813/.714	37/40	9/14	15/12	6/3	7/8	23/15
Eastern Illinois	38/31	39/23	77-54	+23	28-57/18-63	.491/.286	3-12/ 8-30	.250/.267	18-24/10-14	.750/.714	52/28	16/14	16/9	4/1	3/9	14/23
Tennessee Tech	28/26	42/40	70-66	+4	26-51/21-50	.510/.420	6-11/ 7-17	.545/.412	12-20/17-27	.600/.630	31/31	12/16	17/19	2/1	14/10	24/17
Jacksonville State	22/28	26/27	48-55	-7	17-63/15-42	.270/.357	3-12/ 5-12	.250/.417	11-12/20-30	.917/.667	36/40	12/10	16/22	6/5	8/3	26/17
Murray State	32/35	48/35	80-70	+10	30-55/24-59	.545/.407	3-8 / 5-22	.375/.227	17-24/17-22	.708/.773	35/32	17/9	16/18	6/0	9/7	20/19
Austin Peay	27/33	23/28	50-61	-11	16-49/19-52	.327/.365	4-16/ 3-11	.250/.273	14-24/20-22	.583/.909	29/41	9/8	14/18	4/0	8/9	21/19
Morehead State	22/21	28/29	58-60	-2	18-57/20-62	.316/.323	4-16/ 4-9	.250/.444	18-26/16-24	.692/.667	49/41	9/10	24/21	8/7	13/16	26/17
UT Martin	33/34	32/38	65-72	-7	26-52/24-53	.500/.453	5-19/ 8-18	.263/.444	8-17/16-22	.471/.727	35/29	19/20	20/15	1/1	8/11	20/17
Eastern Illinois	22/28	29/20	51-48	+3	18-49/21-52	.367/.404	3-17/ 5-21	.176/.238	12-24/ 1-4	.500/.250	37/31	8/10	16/20	3/0	9/6	11/17
SIUE	40/26	32/36	72-62	+10	25-48/15-51	.521/.294	3-10/ 4-19	.300/.211	19-29/28-39	.655/.718	37/32	15/7	24/21	3/1	15/10	29/26
Eastern Kentucky	27/23	39/29	66-52	+14	26-60/21-51	.433/.412	4-9 / 2-14	.444/.143	10-12/ 8-14	.833/.571	31/38	16/10	11/21	3/3	9/7	15/15
UT Martin	30/35	38/34	68-69	-1	28-64/22-52	.438/.423	4-13/ 8-23	.308/.348	8-14/17-23	.571/.739	42/30	17/13	13/10	2/2	6/8	16/15
UT Martin	36/30	24/33	60-63	-3	23-51/19-54	.451/.352	5-13/ 8-25	.385/.320	9-16/17-21	.563/.810	38/30	16/14	14/9	4/6	5/6	21/13

Specialty Stats

Opponent	W/L	Points in the Paint		2nd Chance Points		Points off Turnovers		Fastbreak Points		Bench Points	
		SEMO	Opp.	SEMO	Opp.	SEMO	Opp.	SEMO	Opp.	SEMO	Opp.
Louisville	L	20	36	11	12	12	33	4	8	8	44
Missouri Valley	W	38	12	21	5	21	17	10	2	26	8
Saint Francis (Pa.)	W	36	18	10	14	22	14	14	2	35	6
George Mason	L	10	12	5	16	9	15	6	0	16	4
Southern Illinois	L	32	36	8	11	23	10	6	4	25	25
Evangel	W	46	6	16	12	26	6	8	0	28	0
Bradley	W	24	16	14	7	16	20	6	4	21	22
Cincinnati	L	20	28	11	8	7	24	4	14	20	22
Western Illinois	L	26	26	20	15	13	22	4	10	27	16
Ball State	L	18	28	5	9	20	32	0	15	19	16
Kansas	L	18	36	17	9	7	19	4	4	15	23
Evansville	W	22	20	10	9	16	11	4	2	20	19
Belmont	L	26	14	12	9	21	12	4	0	18	18
Tennessee State	W	36	18	17	14	24	30	8	2	25	11
Murray State	W	48	20	8	9	12	19	8	6	31	19
Austin Peay	L	24	16	16	7	15	25	2	0	25	16
Morehead State	L	22	24	9	4	15	20	4	10	25	16
Eastern Kentucky	W	32	20	11	10	34	16	10	0	11	12
SIUE	L	28	24	14	10	14	15	7	0	33	8
Eastern Illinois	W	30	16	14	7	14	14	4	0	31	15
Tennessee Tech	W	34	24	8	14	13	14	4	12	10	21
Jacksonville State	L	24	14	9	3	18	14	0	4	7	23
Murray State	W	50	30	8	13	19	19	6	4	23	13
Austin Peay	L	16	24	5	8	15	9	6	0	7	24
Morehead State	L	16	22	4	9	21	21	5	14	4	0
UT Martin	L	32	28	5	6	10	23	11	9	17	5
Eastern Illinois	W	26	22	4	4	17	19	2	4	10	15
SIUE	W	40	16	11	9	23	28	12	4	30	17
Eastern Kentucky	W	36	28	12	12	27	10	2	8	19	3
UT Martin	L	40	20	13	8	8	14	8	4	18	16
UT Martin	L	22	20	9	6	11	12	9	2	11	8
Totals (Avg.)		892 (28.8)	674 (21.7)	337 (10.9)	289 (9.3)	523 (16.9)	557 (18.0)	182 (5.9)	148 (4.8)	615 (19.8)	465 (15)

Game-By-Game Leaders

Opponent	W/L	Score	Points	Rebounds	Assists	Blocks	Steals
Louisville	L	40-80	Tesia Thompson-10	Tesia Thompson-8	Adrianna Murphy-3	LaTrese Saine-2	Kaley Leyhcue-3
Missouri Valley	W	69-34	Deja Jones-22	Deja Jones-11	Adrianna Murphy-9	LaTrese Saine-1	Tesia Thompson-4
Saint Francis (Pa.)	W	82-50	Luttrull & Thompson-18	Tesia Thompson-11	Tesia Thompson-6	Mandy Madden-3	Thompson & Luttrull-3
George Mason	L	38-57	Ashton Luttrull-12	Deja Jones-8	Adrianna Murphy-3	Kennedi Allen-4	Ashton Luttrull-5
Southern Illinois	LOT	79-74	Adrianna Murphy-19	Adrianna Murphy-8	Adrianna Murphy-5	Mandy Madden-2	Adrianna Murphy-3
Evangel	W	72-60	LaTrese Saine-15	Adrianna Murphy-8	Murphy & Luttrull-5	LaTrese Saine-2	Tesia Thompson-4
Bradley	W	57-53	Tesia Thompson-14	Mandy Madden-13	Adrianna Murphy-5	Mandy Madden-2	Tesia Thompson-3
Cincinnati	L	52-65	Adrianna Murphy-15	Ashton Luttrull-7	Adrianna Murphy-5	Kennedi Allen-2	Tesia Thompson-2
Western Illinois	L	87-56	Adrianna Murphy-20	Adrianna Murphy-8	Adrianna Murphy-5	Madden & Saine-2	Adrianna Murphy-4
Ball State	L	56-69	Adrianna Murphy-25	Luttrull & Jones-6	Adrianna Murphy-4	None	Murphy & Luttrull-3
Kansas	L	50-51	Ashton Luttrull-15	Mandy Madden-8	Adrianna Murphy-8	Three Players-1	Deja Jones-2
Evansville	W	74-65	Adrianna Murphy-26	Adrianna Murphy-9	Adrianna Murphy-10	Ashton Luttrull-1	Adrianna Murphy-5
Belmont	L	57-67	Adrianna Murphy-14	Deja Jones-7	Adrianna Murphy-5	LaTrese Saine-1	Saine & Murphy-3
Tennessee State	W	66-71	Tesia Thompson-23	Thompson & Jones-9	Adrianna Murphy-7	Mandy Madden-3	Adrianna Murphy-3
Murray State	W	85-74	Ashton Luttrull-23	Tesia Thompson-7	Murphy & Luttrull-4	Saine & Madden-1	Adrianna Murphy-3
Austin Peay	L	65-66	Tesia Thompson-18	Jones & Thompson-8	Adrianna Murphy-5	Mandy Madden-1	Adrianna Murphy-3
Morehead State	L	59-56	Tesia Thompson-22	Adrianna Murphy-8	Adrianna Murphy-5	Mandy Madden-2	Adrianna Murphy-4
Eastern Kentucky	W	69-55	Tesia Thompson-23	Deja Jones-6	Adrianna Murphy-5	LaTrese Saine-2	Adrianna Murphy-7
SIUE	L	65-57	Tesia Thompson-16	Tesia Thompson-7	Adrianna Murphy-4	LaTrese Saine-4	Tesia Thompson-3
Eastern Illinois	W	77-54	Tesia Thompson-18	Deja Jones-14	Ashton Luttrull-5	LaTrese Saine-3	Three Players-1
Tennessee Tech	W	70-66	Ashton Luttrull-22	Saine & Murphy-6	Adrianna Murphy-5	Saine & Madden-1	Ashton Luttrull-4
Jacksonville State	L	55-48	Tesia Thompson-12	Deja Jones-6	Adrianna Murphy-5	Jessie Harshberger-2	Allen & Murphy-2
Murray State	W	80-70	Deja Jones-20	Tesia Thompson-7	Adrianna Murphy-8	Kennedi Allen-3	Adrianna Murphy-4
Austin Peay	L	61-50	Ashton Luttrull-19	Adrianna Murphy-5	Adrianna Murphy-6	Kennedi Allen-2	Ashton Luttrull-3
Morehead State	L	58-60	Ashton Luttrull-20	LaTrese Saine-17	Adrianna Murphy-5	LaTrese Saine-6	Three Players-3
UT Martin	L	65-72	Ashton Luttrull-18	LaTrese Saine-8	Adrianna Murphy-6	LaTrese Saine-1	Kaley Leyhcue-3
Eastern Illinois	W	51-48	Tesia Thompson-13	Adrianna Murphy-7	Adrianna Murphy-4	Three Players-1	Adrianna Murphy-4
SIUE	W	72-62	Tesia Thompson-17	McCurdy & Thompson-7	Tesia Thompson-5	Mandy Madden-2	Adrianna Murphy-8
Eastern Kentucky	W	66-52	Jones & McCurdy-13	Adrianna Murphy-6	Adrianna Murphy-8	Three Players-1	Adrianna Murphy-3
UT Martin	L	69-68	Tesia Thompson-25	Deja Jones-7	Three Players-4	Jones & McCurdy-1	Thompson & Murphy-2
UT Martin	L	60-63	Ashton Luttrull-20	Deja Jones-11	Adrianna Murphy-8	LaTrese Saine-2	Four Players-1

Game-By-Game Starters

Opponent	G	G	G	F	F	(W-L)
Louisville	Tesia Thompson	Ashton Luttrull	Adrianna Murphy	LaTrese Saine	Deja Jones	(0-1)
Missouri Valley	Tesia Thompson	Ashton Luttrull	Adrianna Murphy	LaTrese Saine	Deja Jones	(1-1)
Saint Francis (Pa.)	Tesia Thompson	Jessie Harshberger	Adrianna Murphy	LaTrese Saine	Deja Jones	(2-1)
George Mason	Tesia Thompson	Jessie Harshberger	Adrianna Murphy	LaTrese Saine	Deja Jones	(2-2)
Southern Illinois	Tesia Thompson	Jessie Harshberger	Adrianna Murphy	LaTrese Saine	Deja Jones	(2-3)
Evangel	Tesia Thompson	Jessie Harshberger	Adrianna Murphy	LaTrese Saine	Deja Jones	(3-3)
Bradley	Tesia Thompson	Jessie Harshberger	Adrianna Murphy	LaTrese Saine	Deja Jones	(4-3)
Cincinnati	Tesia Thompson	Jessie Harshberger	Adrianna Murphy	LaTrese Saine	Mandy Madden	(4-4)
Western Illinois	Tesia Thompson	Jessie Harshberger	Adrianna Murphy	LaTrese Saine	Mandy Madden	(4-5)
Ball State	Tesia Thompson	Iyanna McCurdy	Adrianna Murphy	Deja Jones	Mandy Madden	(4-6)
Kansas	Iyanna McCurdy	Ashton Luttrull	Adrianna Murphy	Deja Jones	Mandy Madden	(4-7)
Evansville	Iyanna McCurdy	Ashton Luttrull	Adrianna Murphy	Deja Jones	Mandy Madden	(5-7)
Belmont	Iyanna McCurdy	Ashton Luttrull	Adrianna Murphy	Deja Jones	Mandy Madden	(5-8)
Tennessee State	Iyanna McCurdy	Ashton Luttrull	Adrianna Murphy	Deja Jones	Mandy Madden	(6-8)
Murray State	Iyanna McCurdy	Ashton Luttrull	Adrianna Murphy	Deja Jones	Mandy Madden	(7-8)
Austin Peay	Iyanna McCurdy	Kaley Leyhcue	Adrianna Murphy	Deja Jones	Mandy Madden	(7-9)
Morehead State	Iyanna McCurdy	Kaley Leyhcue	Adrianna Murphy	Deja Jones	Mandy Madden	(7-10)
Eastern Kentucky	Tesia Thompson	Jessie Harshberger	Adrianna Murphy	Deja Jones	Mandy Madden	(8-10)
SIUE	Iyanna McCurdy	Jessie Harshberger	Adrianna Murphy	Deja Jones	Mandy Madden	(8-11)
Eastern Illinois	Tesia Thompson	Iyanna McCurdy	Adrianna Murphy	Deja Jones	LaTrese Saine	(9-11)
Tennessee Tech	Tesia Thompson	Ashton Luttrull	Adrianna Murphy	Deja Jones	LaTrese Saine	(10-11)
Jacksonville State	Tesia Thompson	Ashton Luttrull	Adrianna Murphy	Deja Jones	Kennedi Allen	(10-12)
Murray State	Tesia Thompson	Ashton Luttrull	Adrianna Murphy	Deja Jones	Kennedi Allen	(11-12)
Austin Peay	Tesia Thompson	Ashton Luttrull	Adrianna Murphy	Deja Jones	Kennedi Allen	(11-13)
Morehead State	Tesia Thompson	Ashton Luttrull	Adrianna Murphy	Deja Jones	LaTrese Saine	(11-14)
UT Martin	Ashton Luttrull	Iyanna McCurdy	Tesia Thompson	Deja Jones	LaTrese Saine	(11-15)
Eastern Illinois	Ashton Luttrull	Iyanna McCurdy	Tesia Thompson	Deja Jones	LaTrese Saine	(12-15)
SIUE	Ashton Luttrull	Iyanna McCurdy	Tesia Thompson	Deja Jones	Losmie Lutaya	(13-15)
Eastern Kentucky	Ashton Luttrull	Iyanna McCurdy	Tesia Thompson	Deja Jones	LaTrese Saine	(14-15)
UT Martin	Tesia Thompson	Ashton Luttrull	Kaley Leyhcue-F	Deja Jones	Mandy Madden	(14-16)
UT Martin	Tesia Thompson	Iyanna McCurdy	Ashton Luttrull	Deja Jones	LaTrese Saine	(14-17)

STAT

Points	G	Pts	Pts/G
THOMPSON, Tesia	31	398	12.8
LUTTRULL, Ashton	28	321	11.5
MURPHY, Adrianna	31	305	9.8
JONES, Deja	30	293	9.8
SAINE, LaTrese	28	143	5.1
LEYHUE, Kaley	31	137	4.4
MCCURDY, Iyanna	22	121	5.5
MADDEN, Mandy	31	102	3.3
HARSHBERGER, Jessie	31	62	2.0
LUTAYA, Losmie	30	38	1.3
ALLEN, Kennedy	23	28	1.2

FG Percentage	FG	Att	Pct
JONES, Deja	109	160	.681
ALLEN, Kennedy	12	23	.522
THOMPSON, Tesia	137	325	.422
SAINE, LaTrese	56	135	.415
MADDEN, Mandy	45	114	.395
MURPHY, Adrianna	125	320	.391
MCCURDY, Iyanna	45	117	.385
HARSHBERGER, Jessie	25	66	.379
LUTTRULL, Ashton	106	282	.376
LUTAYA, Losmie	12	34	.353
LEYHUE, Kaley	43	148	.291

3-Point Percentage	3FG	Att	Pct
THOMPSON, Tesia	6	16	.375
MURPHY, Adrianna	20	64	.313
LEYHUE, Kaley	37	120	.308
LUTTRULL, Ashton	57	191	.298
HARSHBERGER, Jessie	2	10	.200
LUTAYA, Losmie	0	1	.000
JONES, Deja	0	1	.000
MCCURDY, Iyanna	0	1	.000

Free Throw Percent	FG	Att	Pct
HARSHBERGER, Jessie	10	10	1.000
LUTTRULL, Ashton	52	56	.929
THOMPSON, Tesia	118	163	.724
ALLEN, Kennedy	4	6	.667
MURPHY, Adrianna	35	53	.660
LUTAYA, Losmie	14	22	.636
JONES, Deja	75	119	.630
SAINE, LaTrese	31	50	.620
LEYHUE, Kaley	14	23	.609
MCCURDY, Iyanna	31	63	.492
MADDEN, Mandy	12	28	.429

Scoring Average	G	Pts	Avg/G
THOMPSON, Tesia	31	398	12.8
LUTTRULL, Ashton	28	321	11.5
MURPHY, Adrianna	31	305	9.8
JONES, Deja	30	293	9.8
MCCURDY, Iyanna	22	121	5.5
SAINE, LaTrese	28	143	5.1
LEYHUE, Kaley	31	137	4.4
MADDEN, Mandy	31	102	3.3
HARSHBERGER, Jessie	31	62	2.0
LUTAYA, Losmie	30	38	1.3
ALLEN, Kennedy	23	28	1.2

Field Goal Attempts	G	Att	Att/G
THOMPSON, Tesia	31	325	10.5
MURPHY, Adrianna	31	320	10.3
LUTTRULL, Ashton	28	282	10.1
JONES, Deja	30	160	5.3
LEYHUE, Kaley	31	148	4.8

Field Goals Made	G	Made	Made/G
THOMPSON, Tesia	31	137	4.4
MURPHY, Adrianna	31	125	4.0
JONES, Deja	30	109	3.6
LUTTRULL, Ashton	28	106	3.8
SAINE, LaTrese	28	56	2.0

3-Point FG Attempts	G	Att	Att/G
LUTTRULL, Ashton	28	191	6.8
LEYHUE, Kaley	31	120	3.9
MURPHY, Adrianna	31	64	2.1
THOMPSON, Tesia	31	16	0.5
HARSHBERGER, Jessie	31	10	0.3

3-Point FG Made	G	Made	Made/G
LUTTRULL, Ashton	28	57	2.0
LEYHUE, Kaley	31	37	1.2
MURPHY, Adrianna	31	20	0.6
THOMPSON, Tesia	31	6	0.2
HARSHBERGER, Jessie	31	2	0.1

Free Throw Attempts	G	Att	Att/G
THOMPSON, Tesia	31	163	5.3
JONES, Deja	30	119	4.0
MCCURDY, Iyanna	22	63	2.9
LUTTRULL, Ashton	28	56	2.0
MURPHY, Adrianna	31	53	1.7

Free Throws Made	G	Made	Made/G
THOMPSON, Tesia	31	118	3.8
JONES, Deja	30	75	2.5
LUTTRULL, Ashton	28	52	1.9
MURPHY, Adrianna	31	35	1.1
MCCURDY, Iyanna	22	31	1.4
SAINE, LaTrese	28	31	1.1

LEADERS

Rebounds	G	Reb	Reb/G
JONES, Deja	30	172	5.7
THOMPSON, Tesia	31	164	5.3
MURPHY, Adrianna	31	160	5.2
SAINE, LaTrese	28	107	3.8
MADDEN, Mandy	31	92	3.0

Rebound Average	G	Reb	Avg/G
JONES, Deja	30	172	5.7
THOMPSON, Tesia	31	164	5.3
MURPHY, Adrianna	31	160	5.2
SAINE, LaTrese	28	107	3.8
MCCURDY, Iyanna	22	80	3.6

Offensive Rebounds	G	No.	Avg/G
JONES, Deja	30	71	2.4
THOMPSON, Tesia	31	63	2.0
MURPHY, Adrianna	31	45	1.5
SAINE, LaTrese	28	42	1.5
MCCURDY, Iyanna	22	35	1.6

Defensive Rebounds	G	No.	Avg/G
MURPHY, Adrianna	31	115	3.7
THOMPSON, Tesia	31	101	3.3
JONES, Deja	30	101	3.4
LUTTRULL, Ashton	28	80	2.9
MADDEN, Mandy	31	66	2.1

Fouls	G	No.	Per/G
SAINE, LaTrese	28	90	3.2
JONES, Deja	30	87	2.9
THOMPSON, Tesia	31	83	2.7
MURPHY, Adrianna	31	80	2.6
MCCURDY, Iyanna	22	58	2.6

Foulsouts	G	No.
SAINE, LaTrese	28	4
ALLEN, Kennedi	23	3
THOMPSON, Tesia	31	2
JONES, Deja	30	1
MCCURDY, Iyanna	22	1
MURPHY, Adrianna	31	1

Assists	G	No.	Ast/G
MURPHY, Adrianna	31	168	5.4
LUTTRULL, Ashton	28	46	1.6
THOMPSON, Tesia	31	39	1.3
MCCURDY, Iyanna	22	32	1.5
JONES, Deja	30	22	0.7

Steals	G	No.	Stl/G
MURPHY, Adrianna	31	88	2.8
THOMPSON, Tesia	31	51	1.6
LUTTRULL, Ashton	28	40	1.4
JONES, Deja	30	35	1.2
SAINE, LaTrese	28	20	0.7

Blocked Shots	G	No.	Blk/G
SAINE, LaTrese	28	44	1.6
MADDEN, Mandy	31	24	0.8
ALLEN, Kennedi	23	13	0.6
THOMPSON, Tesia	31	8	0.3
JONES, Deja	30	7	0.2

Minutes	G	No.	Min/G
MURPHY, Adrianna	31	1031	33.3
JONES, Deja	30	855	28.5
THOMPSON, Tesia	31	842	27.2
LUTTRULL, Ashton	28	782	27.9
MADDEN, Mandy	31	538	17.4

Turnovers	G	No.	TO/G
MURPHY, Adrianna	31	126	4.1
THOMPSON, Tesia	31	87	2.8
JONES, Deja	30	67	2.2
MCCURDY, Iyanna	22	60	2.7
MADDEN, Mandy	31	41	1.3

National Stat Leaders

Statistic	National Rank	Conference Rank	Value	National Leader	Value	OVC Leader	Value
Assist Turnover Ratio	291	10	0.66	UConn	1.85	Belmont	1.49
Assists	236	6	372	UConn	843	Belmont	645
Assists Per Game	254	8	12.0	Drake	22.9	Belmont	18.4
Blocked Shots	143	4	110	South Alabama	254	Morehead State	175
Blocked Shots Per Game	137	4	3.5	South Alabama	7.5	Jacksonville State	5.5
Defensive Rebounds Per Game				Baylor	33	Belmont	30
Fewest Fouls	326	12	640	Dartmouth	357	Belmont	489
Fewest Turnovers	309	12	566	Mercer	303	Murray State	424
Field-Goal Percentage	115	3	41.5	UConn	53.3	Belmont	46.4
Field-Goal Percentage Defense	78	3	38.6	Baylor	32.5	Belmont	36.2
Free Throw Attempts	92	4	593	Prairie View	807	SIUE	683
Free Throws Made	133	7	296	Prairie View	587	SIUE	483
Free Throw Percentage	272	9	66.8	Evansville	82.0	UT Martin	76.3
Offensive Rebounds Per Game				Troy	21	Morehead State	16
Rebound Margin	330	11	20.6	UConn	12.2	Belmont	14.0
Rebounds	201	6	1,145	Baylor	1,706	Belmont	1,484
Rebounds Per Game	188	6	36.94	Troy	49.52	Morehead State	42.50
Scoring Defense	109	3	62.4	Green Bay	47.4	Jacksonville State	57.1
Scoring Margin	186	6	0.5	UConn	36.1	Belmont	17.9
Scoring Offense	228	8	62.8	UConn	89.4	Belmont	77.6
Steals	68	3	297	Lamar	511	Morehead State	309
Steals Per Game	59	2	9.6	Lamar	17.0	Morehead State	9.7
Three Pt FG Defense	165	5	31.5	Texas State	25.3	Belmont	28.0
Three Pt FG Attempted*				FGCU	1,190	Belmont	968
Three Pt Field Goals Made	323	11	122	FGCU	431	Belmont	357
Three Pt FG Per Game	326	11	3.9	DePaul	12.1	Belmont	10.2
Three Pt FG Percentage	229	9	30.2	Oregon State	40.4	Belmont	36.9
Turnover Margin	173	6	-0.10	Lamar	12.97	Morehead State	2.88
Turnovers Forced	59	2	18.16	Lamar	27.63	Tennessee State	20.22
Turnovers Per Game	305	11	18.3	Mercer	9.2	Belmont	12.4
Won-Lost Percentage	210	7	45.2	UConn	97.3	Belmont	88.6

All have 349 Ranked

*-Only 150 Ranked

National Stat Leaders

Statistic (Ranked)	Player	National	Conference	Value	National Leader	Value	OVC Leader	Value
Assist Turnover Ratio (250)	Adrianna Murphy	218	7	1.33	Sydni Means, Mercer	4.80	Darby Maggard, Belmont	3.18
Assists (149)	Adrianna Murphy	45	2	168	Tiana Mangakahia, Syracuse	304	Darby Maggard, Belmont	181
Assists Per Game (250)	Adrianna Murphy	34	1	5.4	Tiana Mangakahia, Syracuse	9.8	Adrianna Murphy, SEMO	5.4
Blocked Shots (147)	LaTrese Saine	123	6	44	Abby Rendel, William&Mary	128	Brooke Todd, Morehead St.	97
Blocked Shots Per Game (250)	LaTrese Saine	95	6	1.57	Sara Hamson, BYU	4.31	Brooke Todd, Morehead St.	3.03
Defensive Rebounds Per Game (30)					Natalie Butler, George Mason	11		
Double Doubles (47)					Natalie Butler, George Mason	33		
Field Goal Attempts (149)					Chennedy Carter, Texas A&M	673	Ke'Shunan James, Murray St.	498
Field Goals Made (145)					Megan Gustafson, Iowa	320	Ke'Shunan James, Murray St.	229
Field Goal Percentage (250)					Megan Gustafson, Iowa	67.1	Sally McCabe, Belmont	54.7
Final Points (200)					Kelsey Mitchell, Ohio St.	849	Ke'Shunan James, Murray St.	638
Free Throw Attempts (148)	Tesia Thompson	89	4	163	Shala Dobbins, Prairie View	367	Ke'Shunan James, Murray St.	211
Free Throws Made (150)	Tesia Thompson	109	5	118	Shala Dobbins, Prairie View	296	Tia Wooten, Tennessee St.	211
Free Throw Percentage (250)					Kitija Laksa, South Flo.	96.5	Chelsey Perry, UT Martin	86.7
Minutes Played (150)					Tyra Buss, Indiana	1479:00	Darby Maggard, Belmont	1248:00
Minutes Played Per Game (149)					Tyra Buss, Indiana	39.97	Grace Lennox, Eastern Ill.	37.25
Offensive Rebounds Per Game (30)					Teaira McCowan, Miss. St.	6		
Points Per Game (249)					Megan Gustafson, Iowa	25.7	Ke'Shunan James, Murray St.	21.3
Rebounds (150)					Natalie Butler, George Mason	563	Jenny Roy, Belmont	269
Rebounds Per Game (249)					Natalie Butler, George Mason	16.6	Tia Wooten, Tennessee St.	8.9
Steals (143)	Adrianna Murphy	21	1	88	Chastadie Barrs, Lamar	191	Adrianna Murphy, SEMO	88
Steals Per Game (250)	Adrianna Murphy	20	1	2.84	Chastadie Barrs, Lamar	6.37	Adrianna Murphy, SEMO	2.84
Three Pt FG Attempted (148)	Ashton Luttrull	144	5	191	Jessica Kovatch, St. Francis(PA)	372	Kendall Spray, UT Martin	294
Three Pt Field Goals Made (149)					Jessica Kovatch, St. Francis(PA)	141	Kendall Spray, UT Martin	125
Three Pt FG Per Game (248)	Ashton Luttrull	186	6	2.04	Toshua Leavitt, Texas St.	4.42	Kendall Spray, UT Martin	3.68
Three Pt FG Percentage (209)	Ashton Luttrull	202	6	29.8	Katie Lou Samuelson, UConn	47.5	Kendall Spray, UT Martin	42.5
Triple Doubles (5)					Sabrina Ionescu, Oregon	6		

Season/Career Report

SEASON STATISTICS

CAREER STATISTICS

SUMMARY	gp-gs	min/g	fg%	3fg%	ft%	r/g	a/g	stl	blk	pts/g	gp-gs	min/g	fg%	3fg%	ft%	r/g	a/g	stl	blk	pts/g
THOMPSON, Tesia	31-23	27.2	.422	.375	.724	5.3	1.3	51	8	12.8	30-22	27.1	.424	.375	.732	5.3	1.3	50	7	13.0
LUTTRULL, Ashton	28-18	27.9	.376	.298	.929	3.1	1.6	40	4	11.5	97-22	17.3	.359	.308	.822	2.3	1.1	83	19	6.7
MURPHY, Adrianna	31-24	33.3	.391	.313	.660	5.2	5.4	88	0	9.8	90-80	29.6	.393	.301	.689	5.2	5.3	211	4	7.4
JONES, Deja	30-29	28.5	.681	.000	.630	5.7	0.7	35	7	9.8	96-50	21.3	.645	.000	.629	5.6	0.4	69	20	7.7
MCCURDY, Iyanna	22-15	20.7	.385	.000	.492	3.6	1.5	13	1	5.5	51-14	13.6	.385	.000	.539	2.2	0.8	21	2	3.7
SAINE, LaTrese	28-16	17.5	.415	.000	.620	3.8	0.6	20	44	5.1	29-15	17.0	.433	.000	.593	3.7	0.6	19	43	5.3
LEYHUE, Kaley	31-3	17.2	.291	.308	.609	1.3	0.5	18	2	4.4	91-23	12.7	.272	.299	.636	1.4	0.4	28	2	2.9
MADDEN, Mandy	31-13	17.4	.395	.000	.429	3.0	0.5	12	24	3.3	60-40	18.9	.453	.000	.596	4.0	0.5	25	57	4.3
HARSHBERGER, Jessi	31-10	10.9	.379	.200	1.000	1.3	0.3	8	2	2.0	48-10	9.2	.387	.200	1.000	1.3	0.3	12	4	1.8
LUTAYA, Losmie	30-1	6.0	.353	.000	.636	1.2	0.2	6	5	1.3	29-1	5.8	.344	.000	.600	1.2	0.1	5	5	1.2
ALLEN, Kennedi	23-3	8.9	.522	.000	.667	1.7	0.3	6	13	1.2	22-3	9.2	.522	.000	.667	1.7	0.3	6	13	1.3
SCORING	fg-fga	fg%	3fg-fga	3fg%	ft-fta	ft%	pts	pts/g	fg-fga	fg%	3fg-fga	3fg%	ft-fta	ft%	pts	pts/g				
THOMPSON, Tesia	137-325	.422	6-16	.375	118-163	.724	398	12.8	134-316	.424	6-16	.375	115-157	.732	389	13.0				
LUTTRULL, Ashton	106-282	.376	57-191	.298	52-56	.929	321	11.5	216-601	.359	124-403	.308	97-118	.822	653	6.7				
MURPHY, Adrianna	125-320	.391	20-64	.313	35-53	.660	305	9.8	278-707	.393	37-123	.301	71-103	.689	664	7.4				
JONES, Deja	109-160	.681	0-1	.000	75-119	.630	293	9.8	278-431	.645	0-2	.000	180-286	.629	736	7.7				
MCCURDY, Iyanna	45-117	.385	0-1	.000	31-63	.492	121	5.5	70-182	.385	0-1	.000	48-89	.539	188	3.7				
SAINE, LaTrese	56-135	.415	0-0	.000	31-50	.620	143	5.1	61-141	.433	0-0	.000	32-54	.593	154	5.3				
LEYHUE, Kaley	43-148	.291	37-120	.308	14-23	.609	137	4.4	85-312	.272	66-221	.299	28-44	.636	264	2.9				
MADDEN, Mandy	45-114	.395	0-0	.000	12-28	.429	102	3.3	112-247	.453	0-1	.000	34-57	.596	258	4.3				
HARSHBERGER, Jessi	25-66	.379	2-10	.200	10-10	1.000	62	2.0	36-93	.387	2-10	.200	12-12	1.000	86	1.8				
LUTAYA, Losmie	12-34	.353	0-1	.000	14-22	.636	38	1.3	11-32	.344	0-1	.000	12-20	.600	34	1.2				
ALLEN, Kennedi	12-23	.522	0-0	.000	4-6	.667	28	1.2	12-23	.522	0-0	.000	4-6	.667	28	1.3				
TOTALS	o-reb	d-reb	t-reb	pf	fo	ast	to	a/to	o-reb	d-reb	t-reb	pf	fo	ast	to	a/to				
THOMPSON, Tesia	63	101	164	83	2	39	87	0.4	61	98	159	79	2	39	84	0.5				
LUTTRULL, Ashton	8	80	88	38	0	46	36	1.3	42	183	225	120	1	110	92	1.2				
MURPHY, Adrianna	45	115	160	80	1	168	126	1.3	132	336	468	213	2	478	294	1.6				
JONES, Deja	71	101	172	87	1	22	67	0.3	236	300	536	245	8	39	156	0.3				
MCCURDY, Iyanna	35	45	80	58	1	32	60	0.5	51	63	114	84	1	39	79	0.5				
SAINE, LaTrese	42	65	107	90	4	17	35	0.5	43	65	108	93	4	16	35	0.5				
LEYHUE, Kaley	11	29	40	34	0	14	36	0.4	36	88	124	82	0	35	77	0.5				
MADDEN, Mandy	26	66	92	56	0	15	41	0.4	80	160	240	117	4	32	79	0.4				
HARSHBERGER, Jessi	16	23	39	40	0	8	26	0.3	26	36	62	58	0	12	35	0.3				
LUTAYA, Losmie	7	30	37	29	0	5	21	0.2	7	28	35	29	0	4	21	0.2				
ALLEN, Kennedi	12	26	38	44	3	6	13	0.5	12	26	38	44	3	6	13	0.5				

Game 5 - Southern Illinois 79, Southeast Missouri 74

Nov. 22, 2017 - Cape Girardeau, Mo.

Southern Illinois 79 • 3-1

		Total		3-Ptr		Rebounds											
#	Player	FG	FGA	FG	FGA	FT	FTA	Off	Def	Tot	PF	TP	A	TO	Bk	Stl	Min
25	Brockmeyer, Abby	f	6-9	0-1	3-4	0	0	7	7	3	15	0	3	1	1	39	
32	Giebelhausen, Kylie	f	3-8	2-6	0-0	1	5	6	1	8	3	6	0	1	1	44	
34	Martin, Nicole	f	3-10	0-0	8-13	3	3	3	6	3	14	2	2	0	1	32	
10	Patrick, Brittney	g	2-4	0-0	1-3	1	3	4	2	5	4	3	0	1	1	30	
12	Silvey, Makenzie	g	5-12	2-5	0-0	1	2	3	1	12	1	1	0	1	1	30	
22	Hawkins, Tiajaney	g	2-2	0-0	0-0	1	0	1	0	4	0	0	0	0	0	3	
23	Nelson, Kristen	g	2-3	1-2	1-4	0	1	1	2	6	0	4	1	0	1	19	
31	Hartman, Lauren	g	0-1	0-0	0-0	0	2	2	0	0	1	0	0	0	0	3	
33	Pudlowski, Rachel	g	1-2	0-0	2-4	1	0	1	2	4	0	0	0	0	1	9	
35	VanHyfte, Celina	g	2-5	0-0	0-0	0	0	0	3	4	0	2	0	0	1	7	
42	Hummel, Ashley	g	3-3	1-1	0-0	1	2	3	1	7	0	0	1	0	1	8	
Team						2	2	4									
Totals			29-59	6-15	15-28	11	27	38	18	79	11	21	3	6	224		
1st - FG %:		4-16	25.0%	2nd: 10-20	50.0%	3rd: 5-8	62.5%	4th: 6-9	66.7%	Game: 29-59		49.2%	Deadball				
3FG %:		0-3	0.0%	3-5	60.0%	0-1	0.0%	2-3	66.7%	6-15		40.0%	Rebounds				
FT %:		2-3	66.7%	1-2	50.0%	4-9	44.4%	6-10	60.0%	15-28		53.6%	7				

Southeast Missouri 74 • 2-3

Southeast Missouri 74-62-5																		
#	Player		FG	FGA	3-Ptr	FGA	FT	FTA	Rebounds	Off	Def	TP	PF	A	TO	Bk	Stl	Min
22	JONES, Deja	f	3-3	0-0	0-0	0-0	2	4	6	4	6	1	1	0	0	1	0	27
40	SAINE, LaTrese	f	2-6	0-0	1-2	0-1	1	5	5	1	4	0	2	0	2	0	25	
03	MURPHY, Adrianna	g	9-17	0-1	1-1	1	7	8	3	19	5	6	0	3	38			
13	HARSHBERGER, Jessie	g	1-7	0-1	2-2	0	2	2	3	4	1	0	0	2	19			
24	THOMPSON, Tesia	g	4-11	0-0	7-10	1	5	6	3	15	1	3	0	2	30			
01	ALLEN, Kennedi	g	0-0	0-0	0-0	1	0	1	1	0	1	0	1	0	0	4		
10	LUTTRULL, Ashton	g	3-9	0-4	2-2	0	0	0	0	8	3	0	0	0	2	30		
11	MADDEN, Mandy	g	0-1	0-0	0-0	1	1	2	3	0	0	1	2	1	23			
15	LEYHUE, Kaley	g	6-8	5-7	0-0	1	2	3	0	17	0	1	0	1	0	25		
32	LUTAYA, Losmie	g	0-0	0-0	0-0	0	1	1	0	0	0	0	0	0	0	4		
Team							2	2	4							4		
Totals				28-62	5-13	13-17	9	25	34	22	74	12	21	2	13	225		
1st - FG %:			5-10	50.0%	2nd: 6-15	40.0%	3rd: 7-13	53.8%	4th: 7-15	46.7%	Game: 28-62			45.2%	Deadball			
3FG %:			0-0	0.0%	0-2	0.0%	3-4	75.0%	2-5	40.0%	5-13			38.5%	Rebounds			
FT %:			0-0	0.0%	3-4	75.0%	6-7	85.7%	4-6	66.7%	13-17			76.5%	3			

Officials: Doug Klenc, Shane Bennett, Taryn Towns
Technical fouls: Southern Illinois-None. Southeast Missouri-None.
Attendance: 390
SEMO Thanksgiving Classic Game 2

Score by periods	1st	2nd	3rd	4th	OT	Total
Southern Illinois	10	24	14	20	11	79
Southeast Missouri	10	15	23	20	6	74

Points	In	Off	2nd	Fast	Bench
SIU	36	10	8	11	25
SEMO	32	24	8	6	25

Last FG - SIU 0T-00:33, SEMO 0T-03:15.
Largest lead - SIU by 12 3rd-07:19, SEMO by 4 0T-03:41.
SIU led for 30:08. SEMO led for 07:49. Game was tied for 07:03.

Score tied - 11 times.
Lead changed - 10 times.

Game 7 - Bradley 53, Southeast Missouri 57

Nov. 25, 2017 - Cape Girardeau, Mo.

Bradley 53 • 3-2

#		Player	Total		3-Ptr		Rebounds		PF	TP	A	TO	Bk	Stl	Min	
			FG	FGA	FG	FGA	FT	FTA								Off
05		BRACKMANN, Chelsea	f	4-8	1-3	2-5	1	2	3	5	11	1	0	0	0	13
00		BREWER, Danielle	g	3-8	0-1	1-1	1	4	5	3	7	1	2	0	3	27
24		KENT, Shunseere	g	0-8	0-0	0-0	0	3	3	0	1	2	0	0	0	20
32		DELLAMUTH, Madison	g	2-6	2-5	0-0	0	3	3	2	6	3	2	0	0	36
33		SCHLUETER, Anneke	g	2-5	1-3	2-2	1	1	2	1	7	0	1	0	1	23
03		HAACK, Gabi	g	1-3	0-1	0-0	2	2	4	2	2	0	0	0	1	21
20		BURRELL, Shareece	g	1-1	0-0	0-1	0	1	1	0	2	0	0	0	0	6
23		LAWSON, Jailynn	g	0-4	0-1	0-0	2	0	2	0	0	0	0	1	0	4
30		MARSH, Emily	g	0-2	0-0	1-2	1	1	2	2	1	1	4	0	0	13
44		MARKERT, Vanessa	g	6-14	1-2	4-6	3	5	8	4	17	1	3	1	3	30
45		WHITE, Nyjah	g	0-1	0-0	0-0	0	1	1	2	0	0	2	0	1	7
		Team					3	6								
		Totals		19-60	5-16	10-17	14	26	40	24	53	8	17	2	9	200
		1st - FG %:	4-18	22.2%	2nd: 4-12	33.3%	3rd: 4-15	26.7%	4th: 7-15	46.7%	Game: 19-60	31.7%	Deadball			
		3FG %:	2-4	50.0%	0-2	0.0%	1-6	16.7%	5-16	31.3%	10-17	58.8%	Rebounds			
		FT %:	0-0	0.0%	0-1	0.0%	6-11	54.5%	4-5	80.0%			0			

Southeast Missouri 57 • 4-3

Southeast Missouri 57-64-5														
#	Player	Total		3-Ptr		Rebounds		PF	TP	A	TO	Bk	Stl	Min
		FG-FGA	FG%	FT-FTA	FT%	Off	Def							
22	JONES, Deja	f	2-2	0-0	0-0	0	3	3	1	4	0	1	0	15
40	SAINE, LaTrese	f	2-6	0-0	6-8	2	1	3	4	10	0	2	1	17
03	MURPHY, Adrianna	g	2-8	0-0	0-0	0	2	2	3	4	5	8	0	29
13	HARSHBERGER, Jessie	g	2-5	0-1	0-0	0	0	0	1	4	0	2	0	17
24	THOMPSON, Tesia	g	5-14	0-1	4-6	5	5	10	3	14	0	2	0	32
01	ALLEN, Kennedi	g	0-0	0-0	0-0	0	2	2	2	0	0	1	0	6
10	LUTTRULL, Ashton	g	2-7	1-4	4-5	0	2	2	1	9	0	1	0	29
11	MADDEN, Mandy	g	1-7	0-0	0-0	2	11	13	2	2	0	2	0	25
15	LEYHUE, Kaley	g	2-2	2-2	2-2	1	1	2	1	8	0	0	0	20
32	LUTAYA, Losmie	g	0-1	0-0	2-2	0	2	2	4	2	0	1	0	10
Team						3	5	8				1		
Totals			18-52	3-8	18-23	13	34	47	22	57	5	21	3	6 200
1st - FG %: 8-17 47.1% 2nd: 3-13 23.1% 3rd: 3-7 42.9% 4th: 4-15 26.7% Game: 18-52 34.6% Deadball														

Officials: Jason Schmitz, Shane Bennett, Amy Imming
Technical fouls: Bradley-None. Southeast Missouri-None.
Attendance: 330
SEMO Thanksgiving Classic Game 4

Score by periods	1st	2nd	3rd	4th	Total
Bradley	10	8	15	20	53
Southeast Missouri	17	13	8	19	57

Points	In	Off	2nd	Fast	Bench
BU	16	20	7	4	22
SEMO	24	16	14	6	21

Last FG - BU 4th-01:41, SEMO 4th-01:30.
Largest lead - BU by 2 4th-02:56, SEMO by 17 2nd-03:34.
BU led for 00:51. SEMO led for 37:17. Game was tied for 01:45.

Score tied - 2 times.
Lead changed - 4 times.

Game 6 - Evangel 60, Southeast Missouri 72

Nov. 24, 2017 - Cape Girardeau, Mo.

Evangel 60 • 1-6

#	Player	Total			3-Ptr		Rebounds				PF	TP	A	TO	Bk	Stl	Min
		FG	FGA	FT	FTA	Off	Def	Tot									
20	GARRETT, Sydnee	f	3-8	0-0	8-10	0	2	2	4	14	1	5	0	1		32	
22	PATTERSON, Paige	f	3-7	0-0	3-4	1	4	5	4	9	7	2	0	1		40	
02	HANCOCK, Randi	g	3-6	1-1	2-2	0	3	3	3	9	2	5	0	1		37	
11	MOORE, Kylee	g	4-8	3-6	0-0	1	0	1	1	11	2	5	0	0		40	
12	JARRELL, Alison	g	5-11	4-7	3-4	0	0	0	3	17	2	3	0	0		40	
03	ENNES, Kendra	g	0-1	0-0	0-0	1	0	1	0	0	0	0	0	0		3	
10	ASKINS, Casey	g	0-0	0-0	0-0	0	0	0	1	0	0	0	0	0		0+	
42	ANIBAL, Anne Marie	g	0-2	0-0	0-0	0	2	2	1	0	0	1	0	0		8	
Team						4	9	13				1					
Totals			18-43	8-14	16-20	7	20	27	17	60	14	22	0	3		200	
1st - FG %:		7-12	58.3%	2nd: 2-11	18.2%	3rd: 6-12	50.0%	4th: 3-8	37.5%	Game: 18-43	41.9%	Deadball					
3FG %:		2-2	100.0%	1-6	16.7%	3-3	100.0%	2-3	66.7%	8-14	57.1%	Rebounds					
FT %:		0-0	0.0%	6-6	100.0%	3-4	75.0%	1-1	100.0%	10-10	100.0%						

Game 9 - Western Illinois 59, Southeast Missouri 87

Dec. 5, 2017 - Macomb, Ill.

SEMO 59 • 4-5

#	Player	Total		3-Ptr		Rebounds			PF	TP	A TO Blk Stl				Min
		FG-FGA	FG-FGA	FT-FTA	FT-FTA	Off	Def	Tot			A	TO	Blk	Stl	
11	MADDEN, Mandy	f	1-7	0-0	0-0	2	1	3	1	2	0	2	2	1	16
40	SAINE, LaTrese	f	1-3	0-0	0-2	2	3	5	2	2	1	0	2	0	10
03	MURPHY, Adrianna	g	8-17	4-5	0-0	3	5	8	3	20	5	2	0	4	38
13	HARSHBERGER, Jessie	g	1-2	0-0	0-0	0	0	0	2	2	0	1	0	0	7
24	THOMPSON, Tesia	g	2-7	0-0	2-2	1	0	1	4	6	0	3	0	0	18
01	ALLEN, Kennedi	g	2-3	0-0	1-1	3	2	5	5	5	0	2	1	1	16
10	LUTTRULL, Ashton	g	2-8	1-6	0-0	1	3	4	1	5	2	1	0	0	26
15	LEYHUE, Kaley	g	1-8	1-8	0-0	1	0	1	2	3	0	3	0	0	24
21	MCCURDY, Iyanna	g	5-9	0-0	0-0	1	4	5	2	10	0	4	0	0	21
22	JONES, Deja	g	1-3	0-0	2-4	2	4	6	2	4	3	4	1	1	20
32	LUTAYA, Losmie	g	0-0	0-0	0-0	0	0	0	2	0	0	0	0	0	4
Team						3	3	6							
Totals			24-67	6-19	5-9	19	25	44	26	59	11	22	6	7	200
1st - FG %:		6-18	33.3%	2nd: 4-15	26.7%	3rd: 9-18	50.0%	4th: 5-16	31.3%	Game: 24-67	35.8%	Deadball			
3FG %:		3-5	60.0%	0-3	0.0%	2-5	40.0%	1-6	16.7%	6-19	31.6%	Rebounds			
FT %:		2-2	100.0%	0-2	0.0%	3-5	60.0%	0-0	0.0%	5-9	55.6%	2			

Western Illinois 87 • 8-2

#	Player	Total		3-Ptr		Rebounds			PF	TP	A TO Blk Stl				Min
		FG-FGA	FG-FGA	FT-FTA	FT-FTA	Off	Def	Tot			A	TO	Blk	Stl	
03	Olivia Braun	f	3-7	0-1	0-0	1	2	3	1	6	3	3	3	4	32
02	Emily Clemens	g	5-10	0-1	7-10	2	6	8	2	17	9	0	0	6	38
12	Morgan Blumer	g	3-9	2-6	0-0	0	5	5	2	8	1	1	0	0	28
22	Michelle Farrow	g	5-8	4-6	1-2	1	2	3	1	15	1	3	1	1	27
24	Taylor Higginbotham	g	5-10	1-4	14-16	2	5	7	2	25	2	0	0	2	29
13	Olivia Kaufmann	g	1-3	0-2	0-0	2	1	3	0	2	0	0	0	2	14
14	Taylor Hanneman	g	3-8	2-7	1-1	0	1	1	0	9	2	1	0	0	18
21	Grace Gilmore	g	2-2	1-1	0-0	0	1	1	1	5	0	0	0	0	3
32	Krishna Merriman	g	0-1	0-0	0-2	0	0	0	0	0	2	1	0	0	7
34	Sam Pryor	g	0-1	0-0	0-0	0	1	1	0	0	2	0	0	1	4
Team						2	2	4							
Totals			27-59	10-28	23-31	10	26	36	9	87	20	13	4	16	200
1st - FG %:		9-20	45.0%	2nd: 6-14	42.9%	3rd: 5-13	38.5%	4th: 7-12	58.3%	Game: 27-59	45.8%	Deadball			
3FG %:		5-10	50.0%	3-9	33.3%	1-6	16.7%	1-3	33.3%	10-28	35.7%	Rebounds			
FT %:		4-5	80.0%	10-13	76.9%	4-6	66.7%	5-7	71.4%	23-31	74.2%	5			

Officials: Erika Herriman-Camarota, Brad Maxey, Stacey Lee
Technical fouls: SEMO-None. Western Illinois-None.
Attendance: 469

Score by periods	1st	2nd	3rd	4th	Total
SEMO	17	8	23	11	59
Western Illinois	27	25	15	20	87

Last FG - SEMO 4th-01:22, WIU 4th-00:01.
Largest lead - SEMO None, WIU by 29 2nd-00:33.
SEMO led for 00:00. WIU led for 39:03. Game was tied for 00:57.

Points	In	Off	2nd	Fast	Bench
SEMO	26	13	20	4	27
WIU	26	22	15	10	16

Score tied - 0 times.
Lead changed - 0 times.

Game 10 - Ball State 69, Southeast Missouri 56

Dec. 7, 2017 - Muncie, Ind.

Southeast Missouri S 56 • 4-6

#	Player	Total		3-Ptr		Rebounds			PF	TP	A TO Blk Stl				Min
		FG-FGA	FG-FGA	FT-FTA	FT-FTA	Off	Def	Tot			A	TO	Blk	Stl	
11	MADDEN, Mandy	f	0-0	0-0	2-4	3	2	5	1	2	2	2	0	0	25
22	JONES, Deja	f	2-2	0-0	0-0	1	5	6	3	4	2	3	0	2	27
03	MURPHY, Adrianna	g	10-18	5-7	0-0	0	3	3	4	25	4	4	0	3	36
21	MCCURDY, Iyanna	g	1-3	0-0	0-2	0	4	4	1	2	2	1	0	1	21
24	THOMPSON, Tesia	g	2-9	0-0	0-0	2	1	3	2	4	0	6	0	1	21
10	LUTTRULL, Ashton	g	4-12	3-9	2-2	1	5	6	2	13	2	1	0	3	30
13	HARSHBERGER, Jessie	g	0-2	0-0	0-0	0	0	0	1	0	1	0	0	1	10
15	LEYHUE, Kaley	g	0-4	0-2	0-0	1	0	1	1	0	0	2	0	0	13
32	LUTAYA, Losmie	g	1-2	0-0	0-0	0	0	0	2	2	0	2	0	0	7
40	SAINE, LaTrese	g	2-3	0-0	0-0	0	1	1	5	4	1	0	0	0	10
Team						1	1	2							
Totals			22-55	8-18	4-8	9	22	31	22	56	14	22	0	11	200
1st - FG %:		4-18	22.2%	2nd: 4-10	40.0%	3rd: 4-12	33.3%	4th: 10-15	66.7%	Game: 22-55	40.0%	Deadball			
3FG %:		0-4	0.0%	1-3	33.3%	3-4	75.0%	4-7	57.1%	8-18	44.4%	Rebounds			
FT %:		2-2	100.0%	0-0	0.0%	1-2	50.0%	2-4	50.0%	4-8	50.0%	2			

Ball State 69 • 8-0

#	Player	Total		3-Ptr		Rebounds			PF	TP	A TO Blk Stl				Min
		FG-FGA	FG-FGA	FT-FTA	FT-FTA	Off	Def	Tot			A	TO	Blk	Stl	
22	WASHINGTON, Destiny	f	6-11	0-0	0-1	1	3	4	2	12	1	1	0	4	20
33	MONACO, Moriah	f	5-17	3-12	4-5	2	2	4	1	17	0	2	0	2	35
03	GRANDE, Carmen	g	1-2	0-1	3-6	0	3	3	1	5	10	5	1	1	35
20	FRAZIER, Frannie	g	2-6	0-2	2-2	6	5	11	4	6	5	2	1	1	31
24	SAMZ, Jasmin	g	5-8	3-5	0-0	0	4	4	1	13	2	3	0	3	37
02	HELGAISON, Katie	g	0-0	0-0	0-0	0	0	0	0	0	0	0	0	0	1
05	HOWARD-BASS, Maliah	g	1-3	1-3	0-0	1	1	2	0	3	0	1	0	0	12
12	PRICE, Sara	g	0-0	0-0	0-0	0	0	0	0	0	0	0	0	0	1
31	PENNY, Nakeya	g	0-0	0-0	1-2	0	0	0	1	0	0	0	0	0	2
32	BROWN, Oshlynn	g	4-7	0-0	2-5	1	4	5	2	10	0	2	0	1	21
34	WALKER, Aliyah	g	1-2	0-0	0-0	0	3	3	0	2	0	1	0	0	5
Team						1	1	2							
Totals			25-56	7-23	12-21	12	26	38	11	69	18	17	2	12	200
1st - FG %:		6-14	42.9%	2nd: 9-13	69.2%	3rd: 8-15	53.3%	4th: 2-14	14.3%	Game: 25-56	44.6%	Deadball			
3FG %:		2-6	33.3%	3-4	75.0%	1-5	20.0%	1-8	12.5%	7-23	30.4%	Rebounds			
FT %:		1-4	25.0%	3-3	100.0%	1-4	25.0%	1-10	10.0%	12-21	57.1%	6			

Officials: Barb Smith, David Stewart, Jeff Cross
Technical fouls: Southeast Missouri S-None. Ball State-None.
Attendance: 1519
SEMO #40 fouled out at 3:39 of the 4th

Score by periods	1st	2nd	3rd	4th	Total
Southeast Missouri S	10	9	11	26	56
Ball State	15	24	18	12	69

Last FG - SEMO 4th-01:37, BALLST 4th-01:44.
Largest lead - SEMO None, BALLST by 27 3rd-04:12.
SEMO led for 00:00. BALLST led for 39:19. Game was tied for 00:41.

Points	In	Off	2nd	Fast	Bench
SEMO	18	20	5	0	19
BALLST	28	32	9	15	16

Score tied - 0 times.
Lead changed - 0 times.

Game 11 - Kansas 51, Southeast Missouri 50

Dec. 10, 2017 - Lawrence, Kan.

Southeast Missouri 50 • 4-7

#	Player		Total		3-Ptr		Rebounds			PF	TP	A TO Blk Stl				Min
			FG-FGA	FG-FGA	FT-FTA	Off	Def	Tot	A			TO	Blk	Stl		
11	MADDEN, Mandy	f	4-8	0-0	0-0	4	4	8	3	8	1	3	1	1	32	
22	JONES, Deja	f	2-4	0-0	1-2	2	0	2	4	5	0	2	1	2	22	
03	MURPHY, Adrianna	g	1-8	0-4	0-0	2	5	7	1	2	8	2	0	1	38	
10	LUTTRULL, Ashton	g	5-15	3-13	2-2	0	5	5	4	15	0	2	1	1	34	
21	MCCURDY, Iyanna	g	2-4	0-0	1-3	6	1	7	4	5	1	2	0	0	20	
13	HARSHBERGER, Jessie	g	0-1	0-0	2-2	1	0	1	1	2	0	0	0	0	7	
15	LEYHUE, Kaley	g	2-6	2-5	0-0	1	2	3	2	6	0	2	0	0	23	
24	THOMPSON, Tesia	g	3-10	0-0	0-0	0	1	1	2	6	1	3	0	1	20	
32	LUTAYA, Losmie	g	0-0	0-0	1-2	0	2	2	1	1	0	0	0	0	4	
Team						0	2	2								
Totals				19-56	5-22	7-11	16	22	38	22	50	11	18	3	5	200
1st - FG %:			5-13	38.5%	2nd: 4-9	44.4%	3rd: 7-18	38.9%	4th: 3-16	18.8%	Game: 19-55			33.9%	Deadba	
3FG %:			1-4	25.0%	2-3	66.7%	1-2	50.0%	1-7	14.3%	5-22			22.7%	Rebound	
					4-6	66.7%	1-3	33.3%	7-11	63.6%	7-11			63.6%		

Game 13 - Southeast Missouri 57, Belmont 67

Dec. 28, 2017 - Cape Girardeau, Mo.

Belmont 67 • 11-3, 1-0 OVC

#	Player	Total		3-Ptr		Rebounds		PF	TP	A	TO	Blk	Stl	Min
		FG	FGA	FT	FTA	Off	Def							
24	ROY, Jenny	f	1-4	0-1	1-2	6	5	11	2	3	8	2	0	38
30	HARMMEYER, Ellie	f	5-8	4-7	0-1	1	1	2	3	14	3	2	0	33
50	MCCABE, Sally	c	10-16	0-3	2-2	1	5	6	3	22	1	5	3	36
12	JONES, Sierra	g	1-1	0-0	0-2	0	3	4	2	0	1	0	1	25
33	MAGGARD, Darby	g	2-12	1-9	3-3	0	4	4	1	8	3	4	0	38
11	YOST, Caitlyn	g	1-2	1-1	5-5	1	2	3	2	8	1	1	0	17
55	WRIGHT, Maddie	g	4-4	2-2	0-0	2	3	5	0	10	1	5	0	13
Team						0	1	1						
Totals			24-47	8-23	11-15	11	24	35	15	67	17	20	3	200
1st - FG %:		6-13	46.2%	2nd: 6-13	46.2%	3rd: 6-11	54.5%	4th: 6-10	60.0%	Game: 24-47	51.1%	Deadball		
3FG %:		1-6	16.7%	4-9	44.4%	2-5	40.0%	1-3	33.3%	8-21	38.1%	Rebounds		
FT %:		0-0	0.0%	3-3	100.0%	0-2	0.0%	8-10	80.0%	11-15	73.3%	2		

Southeast Missouri 57 • 5-8, 0-1 OVC

#	Player	Total		3-Ptr		Rebounds		PF	TP	A	TO	Blk	Stl	Min
		FG	FGA	FT	FTA	Off	Def							
11	MADDEN, Mandy	f	4-8	0-0	0-0	1	5	6	2	8	0	1	0	30
22	JONES, Deja	f	3-9	0-0	2-2	5	2	7	2	8	0	0	0	26
03	MURPHY, Adrianna	g	7-16	0-3	0-0	2	0	2	2	14	5	3	0	35
10	LUTTRULL, Ashton	g	2-9	1-4	4-4	0	4	4	1	9	1	0	0	23
21	MCCURDY, Iyanna	g	0-2	0-0	0-0	2	0	2	1	0	1	2	0	10
13	HARSHBERGER, Jessie	g	1-2	0-0	0-0	0	0	0	4	2	0	0	0	15
15	LEYHUE, Kaley	g	0-3	0-2	0-0	0	0	0	2	0	1	0	0	18
24	THOMPSON, Tesia	g	2-7	0-0	6-9	3	0	3	4	10	0	3	0	17
32	LUTAYA, Losmie	g	2-3	0-0	0-0	1	0	1	1	4	0	1	0	6
40	SAINE, LaTrese	g	1-4	0-0	0-0	2	1	3	4	2	0	1	1	13
Team						3	3	6						
Totals			22-63	1-9	12-15	19	15	34	23	57	8	11	1	200
1st - FG %:		6-19	31.6%	2nd: 3-13	23.1%	3rd: 7-13	53.8%	4th: 6-18	33.3%	Game: 22-63	34.9%	Deadball		
3FG %:		1-3	33.3%	0-0	0.0%	0-2	0.0%	0-4	0.0%	1-9	11.1%	Rebounds		
FT %:		2-2	100.0%	0-0	0.0%	4-7	57.1%	4-4	100.0%	12-15	80.0%	1		

Officials: Cole Womack, Doug Klenc, Molly McFadden
Technical fouls: Belmont-None. Southeast Missouri-None.
Attendance: 675

Score by periods	1st	2nd	3rd	4th	Total
Belmont	13	19	14	21	67
Southeast Missouri	15	8	18	16	57

Last FG - BEL 4th-01:08, SEMO 4th-01:00.
Largest lead - BEL by 11 3rd-09:44, SEMO by 4 2nd-09:10.
BEL led for 30:37, SEMO led for 07:03. Game was tied for 01:53.

Points	In	Off	2nd	Fast
BEL	14	12	9	0
SEMO	26	21	12	4

Score tied - 2 times.
Lead changed - 3 times.

Game 14 - Southeast Missouri 71, Tennessee State 66

Dec. 30, 2017 - Cape Girardeau, Mo.

Tennessee State 66 • 2-9, 0-2

#	Player	Total		3-Ptr		Rebounds		PF	TP	A	TO	Blk	Stl	Min
		FG	FGA	FT	FTA	Off	Def							
03	WRIGHTSELL, Jaden	f	4-8	1-2	4-6	6	4	10	3	13	1	4	0	24
14	WILLIAMS, Taylor	g	1-3	1-3	0-0	0	1	1	4	3	1	1	0	12
22	WOOTEN, Tia	g	12-21	0-1	6-6	2	6	8	4	30	0	8	0	4
24	SIMS, Asia	g	0-1	0-0	0-0	2	2	4	5	0	2	3	1	32
32	BEARD, Maxine	g	2-10	0-2	5-6	1	3	4	4	9	4	7	0	5
01	GRIFFIN, Kaliya	g	3-8	3-8	0-0	1	1	2	2	9	2	0	0	29
02	WRISTER, Andreana	g	0-2	0-0	0-0	0	0	0	1	0	0	1	0	8
04	HOPSON, Autumn	g	0-0	0-0	0-0	0	0	0	0	0	0	1	0	2
11	GARRET, Mya	g	0-1	0-0	0-0	0	0	0	1	0	0	0	0	4
40	BROWN, Francesca	g	1-4	0-1	0-0	1	1	2	2	2	2	4	0	15
Team						5	2	7						
Totals			23-58	5-17	15-18	18	20	38	26	66	12	29	1	200
1st - FG %:		7-10	70.0%	2nd: 4-14	28.6%	3rd: 4-17	23.5%	4th: 6-17	47.1%	Game: 23-58	39.7%	Deadball		
3FG %:		0-0	0.0%	0-4	0.0%	1-3	33.3%	4-10	40.0%	5-17	29.4%	Rebounds		
FT %:		0-0	0.0%	0-0	0.0%	11-14	78.6%	4-4	100.0%	15-18	83.3%	1		

Southeast Missouri 71 • 6-8, 1-1

#	Player	Total		3-Ptr		Rebounds		PF	TP	A	TO	Blk	Stl	Min
		FG	FGA	FT	FTA	Off	Def							
11	MADDEN, Mandy	f	2-5	0-0	0-0	0	1	1	3	4	0	2	3	32
03	MURPHY, Adrianna	g	4-12	2-4	1-2	1	5	6	3	11	7	9	0	33
10	LUTTRULL, Ashton	g	4-11	2-5	0-0	0	0	0	2	10	0	1	0	28
21	MCCURDY, Iyanna	g	0-0	0-0	0-0	1	3	4	2	2	2	0	0	20
22	JONES, Deja	g	6-6	0-0	9-14	6	3	9	3	21	1	3	0	34
13	HARSHBERGER, Jessie	g	0-0	0-0	0-0	0	0	0	0	0	0	0	0	2
15	LEYHUE, Kaley	g	1-3	0-2	0-0	0	0	0	1	2	0	2	0	8
24	THOMPSON, Tesia	g	7-13	0-0	9-11	4	5	9	2	23	2	6	0	32
32	LUTAYA, Losmie	g	0-0	0-0	0-0	0	0	0	0	0	0	1	1	3
40	SAINE, LaTrese	g	0-1	0-0	0-2	1	0	1	4	0	1	1	2	0
Team						1	2	3						
Totals			24-51	4-11	19-29	14	19	33	20	71	13	27	6	200
1st - FG %:		8-12	66.7%	2nd: 4-11	36.4%	3rd: 6-15	40.0%	4th: 6-13	46.2%	Game: 24-51	47.1%	Deadball		
3FG %:		2-2	100.0%	0-3	0.0%	2-4	50.0%	0-2	0.0%	4-11	36.4%	Rebounds		
FT %:		0-0	0.0%	3-6	50.0%	5-7	71.4%	9-14	64.3%	19-29	65.5%	3		

Officials: Rob Fessler, Amy Imming, Timothy Hackett
Technical fouls: Tennessee State-None. Southeast Missouri-None.
Attendance: 240

Score by periods	1st	2nd	3rd	4th	Total
Tennessee State	14	8	20	24	66
Southeast Missouri	20	11	19	21	71

Last FG - TSU 4th-00:47, SEMO 4th-00:34.
Largest lead - TSU by 4 1st-08:50, SEMO by 13 3rd-01:28.
TSU led for 02:36, SEMO led for 36:51. Game was tied for 00:33.

Points	In	Off	2nd	Fast
TSU	18	30	14	2
SEMO	36	24	17	8

Score tied - 1 time.
Lead changed - 1 time.

Game 15 - Murray State 74, Southeast Missouri 84

Jan. 4, 2018 - Murray, Ky.

Southeast Mo. St. 85 • 7-8 (2-1 OVC)

#	Player	Total		3-Ptr		Rebounds		PF	TP	A	TO	Blk	Stl	Min
		FG	FGA	FT	FTA	Off	Def							
11	MADDEN, Mandy	f	2-4	0-0	0-0	1	3	4	2	4	1	1	1	17
22	JONES, Deja	f	3-4	0-0	4-5	0	4	4	2	10	1	1	0	27
03	MURPHY, Adrianna	g	4-5	0-0	3-6	1	2	3	3	11	4	0	3	23
10	LUTTRULL, Ashton	g	9-15	4-10	1-1	0	6	6	2	23	4	4	0	36
21	MCCURDY, Iyanna	g	3-5	0-0	0-0	3	0	3	3	6	2	3	0	25
13	HARSHBERGER, Jessie	g	0-0	0-0	0-0	0	0	0	0	0	0	0	0	5
15	LEYHUE, Kaley	g	1-7	1-4	1-4	0	3	3	0	4	2	1	0	22
24	THOMPSON, Tesia	g	6-13	0-0	1-3	3	4	7	3	13	2	2	0	29
32	LUTAYA, Losmie	g	0-1	0-0	0-0	0	1	1	0	0	0	0	0	2
40	SAINE, LaTrese	g	6-6	0-0	2-2	1	4	5	2	14	0	0	1	14
Team						0	2	2						
Totals			34-60	5-14	12-21	9	29	38	17	85	16	16	2	200
1st - FG %:		6-12	50.0%	2nd: 9-17	52.9%	3rd: 12-15	80.0%	4th: 7-15	46.7%	Game: 34-60	56.7%	Deadball		
3FG %:		1-4	25.0%	1-3	33.3%	3-4	75.0%	0-3	0.0%	5-14	35.7%	Rebounds		
FT %:		2-4	50.0%	2-2	100.0%	4-4	100.0%	4-11	36.4%	12-21	57.1%	4		

Murray St. 74 • 5-9 (1-2 OVC)

#	Player		Total			3-Ptr		Rebounds		PF	TP	A	TO	Blk	Stl	Min
			FG-FGA	FG-FGA	FT-FTA	Off	Def	Tot								
31	CRANE, Brianna	f	1-3	0-0	1-2	1	0	1	2	3	1	0	0	1	23	
34	GULLIDGE, Abria	f	2-8	1-3	3-6	1	3	4	4	8	0	1	0	1	34	
02	JAMES, Ke'Shunan	g	4-9	1-3	3-6	1	9	10	3	12	4	5	0	0	37	
05	BORDERS, Jasmine	g	5-14	1-6	3-4	1	3	4	3	14	1	3	0	3	35	
13	BETHEA, Bria	g	6-14	2-6	4-6	1	3	4	4	18	1	2	0	3	30	
00	GRIFFITH-WALLACE, J.	f	2-2	0-0	0-0	1	0	1	1	4	0	0	0	0	7	
01	RICHARDSON, Leah	f	5-9	4-5	0-0	1	0	1	1	14	0	1	0	3	19	
25	JONES, Mary	f	0-1	0-0	1-2	1	0	1	0	1	2	1	0	0	8	
33	MANLEY, Michaela	f	0-0	0-0	0-0	0	2	2	0	0	0	0	0	0	7	
	Team					3	2	5								
Totals			25-60	9-23	15-26	11	22	33	18	74	9	13	0	11	200	
1st - FG: 7-14 50.0% 2nd: 7-17 41.2% 3rd: 4-14 28.6% 4th: 7-15 46.7% Game: 25-60 41.7% Deadball																
2FG: 2-6 33.3% 3FG: 1-4 25.0% 5FG: 0-0 0.0% 6FG: 0-0 0.0% 7FG: 0-0 0.0% 8FG: 0-0 0.0% 9FG: 0-0 0.0%																
FT: 1-5 20.0% 10FG: 0-0 0.0% 11FG: 0-0 0.0% 12FG: 0-0 0.0% 13FG: 0-0 0.0% 14FG: 0-0 0.0%																
15FG: 0-0 0.0% 16FG: 0-0 0.0% 17FG: 0-0 0.0% 18FG: 0-0 0.0% 19FG: 0-0 0.0% 20FG: 0-0 0.0%																
21FG: 0-0 0.0% 22FG: 0-0 0.0% 23FG: 0-0 0.0% 24FG: 0-0 0.0% 25FG: 0-0 0.0% 26FG: 0-0 0.0%																
27FG: 0-0 0.0% 28FG: 0-0 0.0% 29FG: 0-0 0.0% 30FG: 0-0 0.0% 31FG: 0-0 0.0% 32FG: 0-0 0.0%																
33FG: 0-0 0.0% 34FG: 0-0 0.0% 35FG: 0-0 0.0% 36FG: 0-0 0.0% 37FG: 0-0 0.0% 38FG: 0-0 0.0%																
39FG: 0-0 0.0% 40FG: 0-0 0.0% 41FG: 0-0 0.0% 42FG: 0-0 0.0% 43FG: 0-0 0.0% 44FG: 0-0 0.0%																
45FG: 0-0 0.0% 46FG: 0-0 0.0% 47FG: 0-0 0.0% 48FG: 0-0 0.0% 49FG: 0-0 0.0% 50FG: 0-0 0.0%																
51FG: 0-0 0.0% 52FG: 0-0 0.0% 53FG: 0-0 0.0% 54FG: 0-0 0.0% 55FG: 0-0 0.0% 56FG: 0-0 0.0%																
57FG: 0-0 0.0% 58FG: 0-0 0.0% 59FG: 0-0 0.0% 60FG: 0-0 0.0% 61FG: 0-0 0.0% 62FG: 0-0 0.0%																
63FG: 0-0 0.0% 64FG: 0-0 0.0% 65FG: 0-0 0.0% 66FG: 0-0 0.0% 67FG: 0-0 0.0% 68FG: 0-0 0.0%																
69FG: 0-0 0.0% 70FG: 0-0 0.0% 71FG: 0-0 0.0% 72FG: 0-0 0.0% 73FG: 0-0 0.0% 74FG: 0-0 0.0%																
75FG: 0-0 0.0% 76FG: 0-0 0.0% 77FG: 0-0 0.0% 78FG: 0-0 0.0% 79FG: 0-0 0.0% 80FG: 0-0 0.0%																
81FG: 0-0 0.0% 82FG: 0-0 0.0% 83FG: 0-0 0.0% 84FG: 0-0 0.0% 85FG: 0-0 0.0% 86FG: 0-0 0.0%																
87FG: 0-0 0.0% 88FG: 0-0 0.0% 89FG: 0-0 0.0% 90FG: 0-0 0.0% 91FG: 0-0 0.0% 92FG: 0-0 0.0%																
93FG: 0-0 0.0% 94FG: 0-0 0.0% 95FG: 0-0 0.0% 96FG: 0-0 0.0% 97FG: 0-0 0.0% 98FG: 0-0 0.0%																
99FG: 0-0 0.0% 100FG: 0-0 0.0% 101FG: 0-0 0.0% 102FG: 0-0 0.0% 103FG: 0-0 0.0% 104FG: 0-0 0.0%																
105FG: 0-0 0.0% 106FG: 0-0 0.0% 107FG: 0-0 0.0% 108FG: 0-0 0.0% 109FG: 0-0 0.0% 110FG: 0-0 0.0%																
111FG: 0-0 0.0% 112FG: 0-0 0.0% 113FG: 0-0 0.0% 114FG: 0-0 0.0% 115FG: 0-0 0.0% 116FG: 0-0 0.0%																
117FG: 0-0 0.0% 118FG: 0-0 0.0% 119FG: 0-0 0.0% 120FG: 0-0 0.0% 121FG: 0-0 0.0% 122FG: 0-0 0.0%																
123FG: 0-0 0.0% 124FG: 0-0 0.0% 125FG: 0-0 0.0% 126FG: 0-0 0.0% 127FG: 0-0 0.0% 128FG: 0-0 0.0%																
129FG: 0-0 0.0% 130FG: 0-0 0.0% 131FG: 0-0 0.0% 132FG: 0-0 0.0% 133FG: 0-0 0.0% 134FG: 0-0 0.0%																
135FG: 0-0 0.0% 136FG: 0-0 0.0% 137FG: 0-0 0.0% 138FG: 0-0 0.0% 139FG: 0-0 0.0% 140FG: 0-0 0.0%																
141FG: 0-0 0.0% 142FG: 0-0 0.0% 143FG: 0-0 0.0% 144FG: 0-0 0.0% 145FG: 0-0 0.0% 146FG: 0-0 0.0%																
147FG: 0-0 0.0% 148FG: 0-0 0.0% 149FG: 0-0 0.0% 150FG: 0-0 0.0% 151FG: 0-0 0.0% 152FG: 0-0 0.0%																
153FG: 0-0 0.0% 154FG: 0-0 0.0% 155FG: 0-0 0.0% 156FG: 0-0 0.0% 157FG: 0-0 0.0% 158FG: 0-0 0.0%																
159FG: 0-0 0.0% 160FG: 0-0 0.0% 161FG: 0-0 0.0% 162FG: 0-0 0.0% 163FG: 0-0 0.0% 164FG: 0-0 0.0%																
165FG: 0-0 0.0% 166FG: 0-0 0.0% 167FG: 0-0 0.0% 168FG: 0-0 0.0% 169FG: 0-0 0.0% 170FG: 0-0 0.0%																
171FG: 0-0 0.0% 172FG: 0-0 0.0% 173FG: 0-0 0.0% 174FG: 0-0 0.0% 175FG: 0-0 0.0% 176FG: 0-0 0.0%																
177FG: 0-0 0.0% 178FG: 0-0 0.0% 179FG: 0-0 0.0% 180FG: 0-0 0.0% 181FG: 0-0 0.0% 182FG: 0-0 0.0%																
183FG: 0-0 0.0% 184FG: 0-0 0.0% 185FG: 0-0 0.0% 186FG: 0-0 0.0% 187FG: 0-0 0.0% 188FG: 0-0 0.0%																
189FG: 0-0 0.0% 190FG: 0-0 0.0% 191FG: 0-0 0.0% 192FG: 0-0 0.0% 193FG: 0-0 0.0% 194FG: 0-0 0.0%																
195FG: 0-0 0.0% 196FG: 0-0 0.0% 197FG: 0-0 0.0% 198FG: 0-0 0.0% 199FG: 0-0 0.0% 200FG: 0-0 0.0%																
201FG: 0-0 0.0% 202FG: 0-0 0.0% 203FG: 0-0 0.0% 204FG: 0-0 0.0% 205FG: 0-0 0.0% 206FG: 0-0 0.0%																
207FG: 0-0 0.0% 208FG: 0-0 0.0% 209FG: 0-0 0.0% 210FG: 0-0 0.0% 211FG: 0-0 0.0% 212FG: 0-0 0.0%																
213FG: 0-0 0.0% 214FG: 0-0 0.0% 215FG: 0-0 0.0% 216FG: 0-0 0.0% 217FG: 0-0 0.0% 218FG: 0-0 0.0%																
219FG: 0-0 0.0% 220FG: 0-0 0.0% 221FG: 0-0 0.0% 222FG: 0-0 0.0% 223FG: 0-0 0.0% 224FG: 0-0 0.0%																
225FG: 0-0 0.0% 226FG: 0-0 0.0% 227FG: 0-0 0.0% 228FG: 0-0 0.0% 229FG: 0-0 0.0% 230FG: 0-0 0.0%																
231FG: 0-0 0.0% 232FG: 0-0 0.0% 233FG: 0-0 0.0% 234FG: 0-0 0.0% 235FG: 0-0 0.0% 236FG: 0-0 0.0%																
237FG: 0-0 0.0% 238FG: 0-0 0.0% 239FG: 0-0 0.0% 240FG: 0-0 0.0% 241FG: 0-0 0.0% 242FG: 0-0 0.0%																
243FG: 0-0 0.0% 244FG: 0-0 0.0% 245FG: 0-0 0.0% 246FG: 0-0 0.0% 247FG: 0-0 0.0% 248FG: 0-0 0.0%																
249FG: 0-0 0.0% 250FG: 0-0 0.0% 251FG: 0-0 0.0% 252FG: 0-0 0.0% 253FG: 0-0 0.0% 254FG: 0-0 0.0%																
255FG: 0-0 0.0% 256FG: 0-0 0.0% 257FG: 0-0 0.0% 258FG: 0-0 0.0% 259FG: 0-0 0.0% 260FG: 0-0 0.0%																
261FG: 0-0 0.0% 262FG: 0-0 0.0% 263FG: 0-0 0.0% 264FG: 0-0 0.0% 265FG: 0-0 0.0% 266FG: 0-0 0.0%																
267FG: 0-0 0.0% 268FG: 0-0 0.0% 269FG: 0-0 0.0% 270FG: 0-0 0.0% 271FG: 0-0 0.0% 272FG: 0-0 0.0%																
273FG: 0-0 0.0% 274FG: 0-0 0.0% 275FG: 0-0 0.0% 276FG: 0-0 0.0% 277FG: 0-0 0.0% 278FG: 0-0 0.0%																
279FG: 0-0 0.0% 280FG: 0-0 0.0% 281FG: 0-0 0.0% 282FG: 0-0 0.0% 283FG: 0-0 0.0% 284FG: 0-0 0.0%																
285FG: 0-0 0.0% 286FG: 0-0 0.0% 287FG: 0-0 0.0% 288FG: 0-0 0.0% 289FG: 0-0 0.0% 290FG: 0-0 0.0%																
291FG: 0-0 0.0% 292FG: 0-0 0.0% 293FG: 0-0 0.0% 294FG: 0-0 0.0% 295FG: 0-0 0.0% 296FG: 0-0 0.0%																
297FG: 0-0 0.0% 298FG: 0-0 0.0% 299FG: 0-0 0.0% 300FG: 0-0 0.0% 301FG: 0-0 0.0% 302FG: 0-0 0.0%																
303FG: 0-0 0.0% 304FG: 0-0 0.0% 305FG: 0-0 0.0% 306FG: 0-0 0.0% 307FG: 0-0 0.0% 308FG: 0-0 0.0%																
309FG: 0-0 0.0% 310FG: 0-0 0.0% 311FG: 0-0 0.0% 312FG: 0-0 0.0% 313FG: 0-0 0.0% 314FG: 0-0 0.0%																
315FG: 0-0 0.0% 316FG: 0-0 0.0% 317FG: 0-0 0.0% 318FG: 0-0 0.0% 319FG: 0-0 0.0% 320FG: 0-0 0.0%																
321FG: 0-0 0.0% 322FG: 0-0 0.0% 323FG: 0-0 0.0% 324FG: 0-0 0.0% 325FG: 0-0 0.0% 326FG: 0-0 0.0%																
327FG: 0-0 0.0% 328FG: 0-0 0.0% 329FG: 0-0 0.0% 330FG: 0-0 0.0% 331FG: 0-0 0.0% 332FG: 0-0 0.0%																
333FG: 0-0 0.0% 334FG: 0-0 0.0% 335FG: 0-0 0.0% 336FG: 0-0 0.0% 337FG: 0-0 0.0% 338FG: 0-0 0.0%																
339FG: 0-0 0.0% 340FG: 0-0 0.0% 341FG: 0-0 0.0% 342FG: 0-0 0.0% 343FG: 0-0 0.0% 344FG: 0-0 0.0%																
345FG: 0-0 0.0% 346FG: 0-0 0.0% 347FG: 0-0 0.0% 348FG: 0-0 0.0% 349FG: 0-0 0.0% 350FG: 0-0 0.0%																
351FG: 0-0 0.0% 352FG: 0-0 0.0% 353FG: 0-0 0.0% 354FG: 0-0 0.0% 355FG: 0-0 0.0% 356FG: 0-0 0.0%																
357FG: 0-0 0.0% 358FG: 0-0 0.0% 359FG: 0-0 0.0% 360FG: 0-0 0.0% 361FG: 0-0 0.0% 362FG: 0-0 0.0%																
363FG: 0-0 0.0% 364FG: 0-0 0.0% 365FG: 0-0 0.0% 366FG: 0-0 0.0% 367FG: 0-0 0.0% 368FG: 0-0 0.0%																
369FG: 0-0 0.0% 370FG: 0-0 0.0% 371FG: 0-0 0.0% 372FG: 0-0 0.0% 373FG: 0-0 0.0% 374FG: 0-0 0.0%																
375FG: 0-0 0.0% 376FG: 0-0 0.0% 377FG: 0-0 0.0% 378FG: 0-0 0.0% 379FG: 0-0 0.0% 380FG: 0-0 0.0%																
381FG: 0-0 0.0% 382FG: 0-0 0.0% 383FG: 0-0 0.0% 384FG: 0-0 0.0% 385FG: 0-0 0.0% 386FG: 0-0 0.0%																
387FG: 0-0 0.0% 388FG: 0-0 0.0% 389FG: 0-0 0.0% 390FG: 0-0 0.0% 391FG: 0-0 0.0% 392FG: 0-0 0.0%																
393FG: 0-0 0.0% 394FG: 0-0 0.0% 395FG: 0-0 0.0% 396FG: 0-0 0.0% 397FG: 0-0 0.0% 398FG: 0-0 0.0%																
399FG: 0-0 0.0% 400FG: 0-0 0.0% 401FG: 0-0 0.0% 402FG: 0-0 0.0% 403FG: 0-0 0.0% 404FG: 0-0 0.0%																
405FG: 0-0 0.0% 406FG: 0-0 0.0% 407FG: 0-0 0.0% 408FG: 0-0 0.0% 409FG: 0-0 0.0% 410FG: 0-0 0.0%																
411FG: 0-0 0.0% 412FG: 0-0 0.0% 413FG: 0-0 0.0% 414FG: 0-0 0.0% 415FG: 0-0 0.0% 416FG: 0-0 0.0%																
417FG: 0-0 0.0% 418FG: 0-0 0.0% 419FG: 0-0 0.0% 420FG: 0-0 0.0% 421FG: 0-0 0.0% 422FG: 0-0 0.0%																
423FG: 0-0 0.0% 424FG: 0-0 0.0% 425FG: 0-0 0.0% 426FG: 0-0 0.0% 427FG: 0-0 0.0% 428FG: 0-0 0.0%																
429FG: 0-0 0.0% 430FG: 0-0 0.0% 431FG: 0-0 0.0% 432FG: 0-0 0.0% 433FG: 0-0 0.0% 434FG: 0-0 0.0%																
435FG: 0-0 0.0% 436FG: 0-0 0.0% 437FG: 0-0 0.0% 438FG: 0-0 0.0% 439FG: 0-0 0.0% 440FG: 0-0 0.0%																
441FG: 0-0 0.0% 442FG: 0-0 0.0% 443FG: 0-0 0.0% 444FG: 0-0 0.0% 445FG: 0-0 0.0% 446FG: 0-0 0.0%																
447FG: 0-0 0.0% 448FG: 0-0 0.0% 449FG: 0-0 0.0% 450FG: 0-0 0.0% 451FG: 0-0 0.0% 452FG: 0-0 0.0%																
453FG: 0-0 0.0% 454FG: 0-0 0.0% 455FG: 0-0 0.0% 456FG: 0-0 0.0% 457FG: 0-0 0.0% 458FG: 0-0 0.0%																
459FG: 0-0 0.0% 460FG: 0-0 0.0% 461FG: 0-0 0.0% 462FG: 0-0 0.0% 463FG: 0-0 0.0% 464FG: 0-0 0.0%																
465FG: 0-0 0.0% 466FG: 0-0 0.0% 467FG: 0-0 0.0% 468FG: 0-0 0.0% 469FG: 0-0 0.0% 470FG: 0-0 0.0%																
471FG: 0-0 0.0% 472FG: 0-0 0.0% 473FG: 0-0 0.0% 474FG: 0-0 0.0% 475FG: 0-0 0.0% 476FG: 0-0 0.0%																
477FG: 0-0 0.0% 478FG: 0-0 0.0% 479FG: 0-0 0.0% 480FG: 0-0 0.0% 481FG: 0-0 0.0% 482FG: 0-0 0.0%																
483FG: 0-0 0.0% 484FG: 0-0 0.0% 485FG: 0-0 0.0% 486FG: 0-0 0.0% 487FG: 0-0 0.0% 488FG: 0-0 0.0%																
489FG: 0-0 0.0% 490FG: 0-0 0.0% 491FG: 0-0 0.0% 492FG: 0-0 0.0% 493FG: 0-0 0.0% 494FG: 0-0 0.0%																
495FG: 0-0 0.0% 496FG: 0-0 0.0% 497FG: 0-0 0.0% 498FG: 0-0 0.0% 499FG: 0-0 0.0% 500FG: 0-0 0.0%																
501FG: 0-0 0.0% 502FG: 0-0 0.0% 503FG: 0-0 0.0% 504FG: 0-0 0.0% 505FG: 0-0 0.0% 506FG: 0-0 0.0%																
507FG: 0-0 0.0% 508FG: 0-0 0.0% 509FG: 0-0 0.0% 510FG: 0-0 0.0% 511FG: 0-0 0.0% 512FG: 0-0 0.0%																
513FG: 0-0 0.0% 514FG: 0-0 0.0% 515FG: 0-0 0.0% 516FG: 0-0 0.0% 517FG: 0-0 0.0% 518FG: 0-0 0.0%																
519FG: 0-0 0.0% 520FG: 0-0 0.0% 521FG: 0-0 0.0% 522FG: 0-0 0.0% 523FG: 0-0 0.0% 524FG: 0-0 0.0%																
525FG: 0-0 0.0% 526FG: 0-0 0.0% 527FG: 0-0 0.0% 528FG: 0-0 0.0% 529FG: 0-0 0.0% 530FG: 0-0 0.0%																
531FG: 0-0 0.0% 532FG: 0-0 0.0% 533FG: 0-0 0.0% 534FG: 0-0 0.0% 535FG: 0-0 0.0% 536FG: 0-0 0.0%																
537FG: 0-0 0.0% 538FG: 0-0 0.0% 539FG: 0-0 0.0% 540FG: 0-0 0.0% 541FG: 0-0 0.0% 542FG: 0-0 0.0%																
543FG: 0-0 0.0% 544FG: 0-0 0.0% 545FG: 0-0 0.0% 546FG: 0-0 0.0% 547FG: 0-0 0.0% 548FG: 0-0 0.0%																
549FG: 0-0 0.0% 550FG: 0-0 0.0% 551FG: 0-0 0.0% 552FG: 0-0 0.0% 553FG: 0-0 0.0% 554FG: 0-0 0.0%																
555FG: 0-0 0.0% 556FG: 0-0 0.0% 557FG: 0-0 0.0% 558FG: 0-0 0.0% 559FG: 0-0 0.0% 560FG: 0-0 0.0%																
561FG: 0-0 0.0% 562FG: 0-0 0.0% 563FG: 0-0 0.0% 564FG: 0-0 0.0% 565FG: 0-0 0.0% 566FG: 0-0 0.0%																
567FG: 0-0 0.0% 568FG: 0-0 0.0% 569FG: 0-0 0.0% 570FG: 0-0 0.0% 571FG: 0-0 0.0% 572FG: 0-0 0.0%																
573FG: 0-0 0.0% 574FG: 0-0 0.0% 575FG: 0-0 0.0% 576FG: 0-0 0.0% 577FG: 0-0 0.0% 578FG: 0-0 0.0%																
579FG: 0-0 0.0% 580FG: 0-0 0.0% 581FG: 0-0 0.0% 582FG: 0-0 0.0% 583FG: 0-0 0.0% 584FG: 0-0 0.0%																
585FG: 0-0 0.0% 586FG: 0-0 0.0% 587FG: 0-0 0.0% 588FG: 0-0 0.0% 589FG: 0-0 0.0% 590FG: 0-0 0.0%																
591FG: 0-0 0.0% 592FG: 0-0 0.0% 593FG: 0-0 0.0% 594FG: 0-0 0.0% 595FG: 0-0 0.0% 596FG: 0-0 0.0%																
597FG: 0-0 0.0% 598FG: 0-0 0.0% 599FG: 0-0 0.0% 600FG: 0-0 0.0% 601FG: 0-0 0.0% 602FG: 0-0 0.0%																
603FG: 0-0 0.0% 604FG: 0-0 0.0% 605FG: 0-0 0.0% 606FG: 0-0 0.0% 607FG: 0-0 0.0% 608FG: 0-0 0.0%																
609FG: 0-0 0.0% 610FG: 0-0 0.0% 611FG: 0-0 0.0% 612FG: 0-0 0.0% 613FG: 0-0 0.0% 614FG: 0-0 0.0%																
615FG: 0-0 0.0% 616FG: 0-0 0.0% 617FG: 0-0 0.0% 618FG: 0-0 0.0% 619FG: 0-0 0.0% 620FG: 0-0 0.0%																
621FG: 0-0 0.0% 622FG: 0-0 0.0% 623FG: 0-0 0.0% 624FG: 0-0 0.0% 625FG: 0-0 0.0% 626FG: 0-0 0.0%																
627FG: 0-0 0.0% 628FG: 0-0 0.0% 629FG: 0-0 0.0% 630FG: 0-0 0.0% 631FG: 0-0 0.0% 632FG: 0-0 0.0%																
633FG: 0-0 0.0% 634FG: 0-0 0.0% 635FG: 0-0 0.0% 636FG: 0-0 0.0% 637FG: 0-0 0.0% 638FG: 0-0 0.0%																
639FG: 0-0 0.0% 640FG: 0-0 0.0% 641FG: 0-0 0.0% 642FG: 0-0 0.0% 643FG: 0-0 0.0% 644FG: 0-0 0.0%																
645FG: 0-0 0.0% 646FG: 0-0 0.0% 647FG: 0-0 0.0% 648FG: 0-0 0.0% 649FG: 0-0 0.0% 650FG: 0-0 0.0%																
651FG: 0-0 0.0% 652FG: 0-0 0.0% 653FG: 0-0 0.0% 654FG: 0-0 0.0% 655FG: 0-0 0.0% 656FG: 0-0 0.0%																

Game 17 - Southeast Missouri 56, Morehead State 59

Jan. 11, 2018 - Cape Girardeau, Mo.

Morehead State 59 • 12-6, 3-2

#	Player	Total		3-Ptr		Rebounds		PF	TP	A	TO	Blk	Stl	Min
		FG-FGA	FT-FTA	FG-FGA	FT-FTA	Off	Def							
02	BLAINE, Erin	f	0-3	0-0	0-0	0	0	0	2	0	0	0	0	8
32	McKEE, Eriel	f	5-9	1-3	3-4	0	4	4	14	4	4	1	1	25
22	McGOWAN, Tierra	c	3-6	0-0	0-2	4	1	5	4	6	0	2	1	29
04	SEWARD, Darianne	g	3-11	2-5	3-4	0	4	4	2	11	8	7	0	35
11	CROCKETT, Miranda	g	6-13	0-0	0-2	3	3	6	2	12	3	0	2	40-
01	JACKSON, Breuna	g	2-2	1-1	0-0	0	0	0	0	5	0	0	0	9
20	TODD, Brooke	g	2-8	0-0	0-0	1	3	4	1	4	1	0	2	32
21	LOPEZ, Ashlei	g	3-5	1-2	0-0	0	2	2	0	7	1	1	0	24
25	NORMAN, Sisalynn	g	0-0	0-0	0-0	0	0	0	0	0	0	0	0	0+
33	ST. LOUIS, Dominique	g	0-0	0-0	0-0	0	2	2	1	0	0	0	0	8
Team						1	4	5						
Totals			24-57	5-11	6-12	9	23	32	16	59	15	17	4	200

1st - FG %: 2-14 14.3% 2nd: 9-15 60.0% 3rd: 5-13 38.5% 4th: 8-15 53.3% Game: 24-57 42.1% Deadball
3FG %: 0-4 0.0% 2-2 100.0% 1-2 50.0% 2-3 66.7% 5-11 45.5% Rebounds
FT %: 5-10 50.0% 1-2 50.0% 0-0 0.0% 0-0 0.0% 6-12 50.0% 4

Southeast Missouri 56 • 7-10, 2-3

#	Player	Total		3-Ptr		Rebounds		PF	TP	A	TO	Blk	Stl	Min
		FG-FGA	FT-FTA	FG-FGA	FT-FTA	Off	Def							
11	MADDEN, Mandy	f	2-3	0-0	0-2	1	5	6	1	4	1	2	0	24
22	JONES, Deja	f	0-0	0-0	5-8	2	4	6	3	5	0	4	0	29
03	MURPHY, Adrianna	g	5-13	0-1	0-0	3	5	8	2	10	5	7	0	37
15	LEYHUE, Kaley	g	3-7	3-7	0-0	0	1	1	9	0	0	0	0	26
21	MCCURDY, Iyanna	g	1-6	0-0	1-4	0	2	2	3	3	0	2	0	18
01	ALLEN, Kennedy	g	0-0	0-0	0-0	0	0	0	1	0	0	0	0	1
13	HARSHBERGER, Jessie	g	1-2	1-1	0-0	1	2	3	0	3	0	1	0	14
24	THOMPSON, Tesia	g	8-19	0-0	6-6	3	1	4	3	22	1	3	0	32
32	LUTAYA, Losmie	g	0-1	0-0	0-0	1	0	1	0	0	1	0	0	4
40	SAINE, LaTrese	g	0-3	0-0	0-0	1	1	2	4	0	2	0	0	15
Team						3	5	8						
Totals			20-54	4-9	12-20	15	26	41	19	56	7	21	2	200

1st - FG %: 5-16 31.3% 2nd: 2-9 22.2% 3rd: 8-16 50.0% 4th: 5-13 38.5% Game: 20-54 37.0% Deadball
3FG %: 0-2 0.0% 1-2 50.0% 3-3 100.0% 0-2 0.0% 4-9 44.4% Rebounds
FT %: 1-4 25.0% 4-6 66.7% 2-4 50.0% 5-6 83.3% 12-20 60.0% 4

Officials: Doug Klenc, Jason Schmitz, Kalee Davidson
Technical fouls: Morehead State-None. Southeast Missouri-None.
Attendance: 475

Score by periods	1st	2nd	3rd	4th	Total
Morehead State	9	21	11	18	59
Southeast Missouri	11	9	21	15	56

Last FG - MSU 4th-00:00, SEMO 4th-03:46.
Largest lead - MSU by 10 2nd-00:02, SEMO by 7 1st-05:58.
MSU led for 22:24. SEMO led for 14:28. Game was tied for 03:08.

Points	In	Off	2nd	Fast	Bench
MSU	24	20	4	10	16
SEMO	22	15	9	4	25

Score tied - 4 times.
Lead changed - 11 times.

Game 18 - Southeast Missouri 69, Eastern Kentucky 55

Jan. 13, 2018 - Cape Girardeau, Mo.

Eastern Kentucky 55 • 5-10, 2-4

#	Player	Total		3-Ptr		Rebounds		PF	TP	A	TO	Blk	Stl	Min
		FG-FGA	FT-FTA	FG-FGA	FT-FTA	Off	Def							
44	WRIGHT, Abby	f	7-10	2-4	2-2	2	6	8	2	18	0	6	0	34
40	SMITH, Jalisa	c	0-1	0-0	0-0	0	1	2	0	1	1	2	0	12
03	HAYES, A'Queen	g	5-13	1-2	2-2	5	4	9	5	13	1	6	1	39
15	BASS, Bria	g	2-14	1-7	7-7	2	4	6	3	12	2	3	0	37
35	SMITH, Joya	g	0-0	0-0	0-0	0	0	0	0	0	2	3	0	10
01	CLARK, Valerie	g	1-1	0-0	0-0	1	0	1	0	2	0	1	0	1
02	GOODLETT, Teri	g	0-2	0-1	0-0	1	0	1	2	0	1	3	0	13
14	SOLOMON, Shay	g	2-3	0-0	0-0	0	2	2	0	4	1	7	0	20
21	PIERCE, Madison	g	1-2	0-0	0-0	0	0	0	4	2	1	1	0	12
23	JOHNSON, Kenya	g	0-0	0-0	2-4	0	0	0	2	2	1	1	0	12
24	RICHARDSON, Tae'lour	g	1-1	0-0	0-1	0	0	0	4	2	0	2	0	10
Team						2	1	3						
Totals			19-47	4-14	13-16	13	18	31	24	55	10	35	1	200

1st - FG %: 4-13 30.8% 2nd: 4-10 40.0% 3rd: 7-12 58.3% 4th: 4-12 33.3% Game: 19-47 40.4% Deadball
3FG %: 0-3 0.0% 0-2 0.0% 2-4 50.0% 2-5 40.0% 4-14 28.6% Rebounds
FT %: 4-4 100.0% 5-6 83.3% 0-0 0.0% 4-6 66.7% 13-16 81.3% 2

Southeast Missouri 69 • 8-10, 3-3

#	Player	Total		3-Ptr		Rebounds		PF	TP	A	TO	Blk	Stl	Min
		FG-FGA	FT-FTA	FG-FGA	FT-FTA	Off	Def							
11	MADDEN, Mandy	f	0-0	0-0	0-0	0	0	0	2	0	0	1	0	18
22	JONES, Deja	f	5-7	0-0	1-2	2	4	6	2	11	1	7	0	32
03	MURPHY, Adrianna	g	6-11	0-0	5-8	1	3	4	3	17	5	5	0	38
13	HARSHBERGER, Jessie	g	3-5	1-1	0-0	2	2	4	1	7	1	3	0	28
24	THOMPSON, Tesia	g	6-13	1-1	10-14	3	1	4	0	23	3	0	1	32
01	ALLEN, Kennedy	g	0-0	0-0	1-2	0	0	0	2	1	0	0	0	1
15	LEYHUE, Kaley	g	0-4	0-3	0-2	0	1	1	0	0	0	5	0	32
32	LUTAYA, Losmie	g	0-0	0-0	0-0	0	0	0	1	0	0	0	0	2
40	SAINE, LaTrese	g	4-6	0-0	2-2	1	3	4	3	10	1	0	2	21
Team						1	1	2						
Totals			24-46	2-5	19-30	10	15	25	14	69	11	22	3	200

1st - FG %: 8-16 50.0% 2nd: 7-11 63.6% 3rd: 6-9 66.7% 4th: 3-10 30.0% Game: 24-46 52.2% Deadball
3FG %: 0-1 0.0% 2-3 66.7% 0-1 0.0% 0-0 0.0% 2-5 40.0% Rebounds
FT %: 2-2 100.0% 8-10 80.0% 5-12 41.7% 4-6 66.7% 19-30 63.3% 5,1

Officials: Cole Womack, Shane Bennett, Molly McFadden
Technical fouls: Eastern Kentucky-None. Southeast Missouri-None.
Attendance: 658

Score by periods	1st	2nd	3rd	4th	Total
Eastern Kentucky	12	13	16	14	55
Southeast Missouri	18	24	17	10	69

Last FG - ECU 4th-01:17, SEMO 4th-03:50.
Largest lead - ECU by 2 1st-08:32, SEMO by 19 3rd-09:34.
ECU led for 00:22. SEMO led for 35:50. Game was tied for 03:41.

Points	In	Off	2nd	Fast	Bench
SEMO	30	16	10	0	12
SEMO	22	34	11	10	11

Score tied - 2 times.
Lead changed - 1 time.

Game 19 - SIUE 65, Southeast Missouri 57

Jan. 17, 2018 - Edwardsville, Ill.

Southeast Missouri 57 • 8-11, 3-4 OVC

#	Player	Total		3-Ptr		Rebounds		PF	TP	A	TO	Blk	Stl	Min
		FG-FGA	FT-FTA	FG-FGA	FT-FTA	Off	Def							
03	MURPHY, Adrianna	*	2-10	0-1	0-0	0	6	6	2	4	4	2	0	34
11	MADDEN, Mandy	*	0-2	0-0	0-0	1	0	1	4	0	3	1	1	24
13	HARSHBERGER, Jessie	*	0-2	0-1	2-2	1	1	2	2	0	0	0	0	12
21	MCCURDY, Iyanna	*	3-3	0-0	1-2	1	0	1	4	7	1	3	0	21
22	JONES, Deja	*	4-7	0-0	3-4	1	1	2	4	11	0	2	0	27
01	ALLEN, Kennedy	*	0-0	0-0	0-0	0	2	2	0	0	0	0	0	4
10	LUTRULL, Ashton	*	3-8	1-6	2-2	1	1	2	1	9	0	0	0	18
15	LEYHUE, Kaley	*	1-8	1-5	0-0	2	1	3	0	3	1	1	0	15
24	THOMPSON, Tesia	*	6-12	0-1	4-4	1	6	7	3	16	0	2	0	37
40	SAINE, LaTrese	*	2-7	0-0	1-2	1	2	3	3	5	0	3	4	0
Team						4	4	8		1				
Totals			21-59	2-14	13-16	13	24	37	23	57	9	15	6	200

1st - FG %: 9-16 56.3% 2nd: 3-15 20.0% 3rd: 6-11 54.5% 4th: 3-17 17.6% Game: 21-59 35.6% Deadball
3FG %: 1-2 50.0% 1-6 16.7% 0-1 0.0% 0-5 0.0% 2-14 14.3% Rebounds
FT %: 0-0 0.0% 8-10 80.0% 5-6 83.3% 13-16 81.3% 2

SIUE 65 • 9-9, 6-1 OVC

#	Player	*	Total		3-Ptr		Rebounds		PF	TP	A	TO	Blk	Stl	Min
			FG-FGA	FT-FTA	FG-FGA	FT-FTA	Off	Def							
05	ALSTON, Jay'Nee	*	3-7	3-7	0-0	1	3	4	1	9	2	0	0	0	35
12	WHITE, Lauren	*	3-14	0-4	7-8	3	2	5	1	13	2	0	0	3	38
25	WHITLOCK, Zaria	*	3-4	0-1	5-9	1	1	2	3	11	3	1	0	2	29
31	BECK, Donshel	*	7-13	1-3	5-7	0	3	3	2	20	6	2	0	0	33
34	BAUMAN, Sydney	*	2-8	0-0	0-0	1	9	10	3	4	1	0	2	0	30
10	BERZINA, Elina	*	0-2	0-1	0-0	2	0	2	1	0	0	2	1	0	7
13	CHURCHILL, Cloe	*	1-3	0-1	0-0	0	0	0	2	2	0	0	0	0	4
23	TROECKLER, Allie	*	0-2	0-0	1-2	1	3	4	1	1	0	4	0	3	14
44	ADAMS, Gwen	*	1-5	1-1	2-2	3	0	3	1	5	0	2	0	0	10
Team							5	2	7			1			
Totals			20-58	5-18	20-28	17	23	40	15	65	14	12	3	8	200

Game 21 - Tennessee Tech 70, Southeast Missouri 66

Jan. 25, 2018 - Cookeville, Tenn.

Southeast Missouri 70 • 10-11, 5-4

#	Player	Total		3-Ptr	FT-FTA	Rebounds			PF	TP	A	TO	Blk	Stl	Min
		FG	FGA			Off	Def	Tot							
22	JONES, Deja	f	4-5	0-0	2-5	1	4	5	2	10	0	2	0	2	36
40	SAINE, La'Trese	f	1-2	0-0	0-0	4	2	6	4	2	2	1	1	1	23
03	MURPHY, Adrianna	g	5-12	0-1	2-2	1	5	6	1	12	5	6	0	3	39
10	LUTTRULL, Ashton	g	8-16	6-10	0-0	0	2	2	2	22	2	1	0	4	33
24	THOMPSON, Tesia	g	3-5	0-0	8-10	1	1	2	4	14	2	2	0	0	21
01	ALLEN, Kennedi	g	0-0	0-0	0-0	0	0	0	0	0	0	0	0	0	1
11	MADDEN, Mandy	g	2-5	0-0	0-1	0	2	2	2	4	0	0	1	1	14
13	HARSHBERGER, Jessie	g	1-1	0-0	0-0	1	0	1	1	2	1	0	0	0	13
15	LEYHUE, Kaley	g	0-0	0-0	0-0	0	0	0	0	0	0	1	0	0	1
21	MCCURDY, Iyanna	g	2-5	0-0	0-2	1	2	3	4	4	0	3	0	3	15
32	LUTAYA, Losmie	g	0-0	0-0	0-0	0	0	0	2	0	1	0	0	0	4
Team						2	2	4							
Totals			26-51	6-11	12-20	11	20	31	24	70	12	17	2	14	200
1st - FG %:		7-13	53.8%	2nd: 5-11	45.5%	3rd: 8-17	47.1%	4th: 6-10	60.0%	Game: 26-51	51.0%	Deadball			
3FG %:		2-4	50.0%	2-2	100.0%	0-2	0.0%	2-3	66.7%	6-11	54.5%	Rebounds			
FT %:		0-2	0.0%	0-1	0.0%	4-6	66.7%	8-11	72.7%	12-20	60.0%	4			

Tennessee Tech 66 • 4-16, 1-8

#	Player	Total		3-Ptr	FT-FTA	Rebounds			PF	TP	A	TO	Blk	Stl	Min
		FG	FGA			Off	Def	Tot							
25	HARPER, Asia	f	0-2	0-0	2-4	1	0	1	1	2	1	2	0	0	22
33	COLEMAN, Mackenzie	f	3-7	0-1	2-4	2	4	6	3	8	3	1	1	1	33
00	HARRIS, Akia	g	2-6	0-1	1-2	2	0	2	2	5	0	2	0	1	39
02	BROCK, Jordan	g	9-17	7-13	5-5	0	3	3	1	30	2	5	0	1	39
05	HICKSON, Yaktavia	g	0-2	0-1	0-0	0	1	1	2	0	1	1	0	1	12
11	ALEXANDER, Kentoria	g	1-5	0-1	4-8	1	3	4	4	6	7	5	0	5	28
14	BUCKNER, Abby	g	0-0	0-0	0-0	0	0	0	0	0	0	0	0	0	2
15	WILKINSON, Anacia	g	5-9	0-0	2-2	4	2	6	2	12	1	1	0	1	17
44	CANTRELL, Lacy	g	1-2	0-0	1-2	1	1	2	3	1	0	0	0	0	7
54	COOPER, Brittany	g	0-0	0-0	0-0	0	0	0	0	0	0	0	0	0	1
Team						2	4	6							
Totals			21-50	7-17	17-27	13	18	31	17	66	16	19	1	10	200
1st - FG %:		4-12	33.3%	2nd: 6-14	42.9%	3rd: 5-9	55.6%	4th: 6-15	40.0%	Game: 21-50	42.0%	Deadball			
3FG %:		1-5	20.0%	0-2	0.0%	2-4	50.0%	4-6	66.7%	7-17	41.2%	Rebounds			
FT %:		1-2	50.0%	4-8	50.0%	4-6	66.7%	8-11	72.7%	17-27	63.0%	6			

Officials: Adam Rider, Kerry Winders, Terri Tubbs
Technical fouls: Southeast Missouri-None. Tennessee Tech-None.
Attendance: 1333

Score by periods	1st	2nd	3rd	4th	Total
Southeast Missouri	16	12	20	22	70
Tennessee Tech	10	16	16	24	66

Last FG - SEMO 4th-01:24, TTU 4th-00:02.
Largest lead - SEMO by 10 3rd-03:10, TTU by 1 2nd-04:14.
SEMO led for 38:00. TTU led for 01:25. Game was tied for 00:35.

Points	In	Off	2nd	Fast	Bench
SEMO	34	13	8	4	10
TTU	24	14	14	12	21

Score tied - 1 time.
Lead changed - 2 times.

Game 22 - Jacksonville State 55, Southeast Missouri 48

Jan. 27, 2018 - Jacksonville, Ala.

Southeast Missouri 48 • 10-12, 5-5 OVC

#	Player	Total		3-Ptr	FT-FTA	Rebounds			PF	TP	A	TO	Blk	Stl	Min
		FG	FGA			Off	Def	Tot							
01	ALLEN, Kennedi	*	2-4	0-0	0-0	2	3	5	5	4	1	2	1	2	27
03	MURPHY, Adrianna	*	2-15	0-2	0-0	1	3	4	2	4	5	3	0	2	39
10	LUTTRULL, Ashton	*	3-10	2-6	2-2	0	2	2	3	10	0	1	1	1	18
22	JONES, Deja	*	5-9	0-0	1-2	0	6	6	5	11	1	2	0	1	30
24	THOMPSON, Tesia	*	3-13	0-0	6-6	2	2	4	3	12	1	0	1	0	37
11	MADDEN, Mandy	*	0-2	0-0	0-0	0	1	1	1	0	0	2	0	0	6
13	HARSHBERGER, Jessie	*	1-3	0-0	0-0	0	1	1	1	2	1	0	2	1	15
15	LEYHUE, Kaley	*	1-5	1-4	0-0	1	0	1	2	3	3	1	1	1	15
21	MCCURDY, Iyanna	*	0-1	0-0	2-2	0	2	2	3	2	0	1	0	0	10
32	LUTAYA, Losmie	*	0-1	0-0	0-0	0	1	1	1	0	0	0	0	0	3
Team						6	2	8							
Totals			17-63	3-12	11-12	13	23	36	26	48	12	16	6	8	200
1st - FG %:		2-9	22.2%	2nd: 7-15	46.7%	3rd: 4-12	33.3%	4th: 4-17	23.5%	Game: 17-63	27.0%	Deadball			
3FG %:		1-2	50.0%	0-2	0.0%	1-3	33.3%	2-5	40.0%	5-12	41.7%	Rebounds			
FT %:		2-2	100.0%	1-2	50.0%	4-4	100.0%	4-4	100.0%	11-12	91.7%	1			

Jacksonville State 55 • 13-8, 7-3 OVC

#	Player	Total		3-Ptr	FT-FTA	Rebounds			PF	TP	A	TO	Blk	Stl	Min
		FG	FGA			Off	Def	Tot							
00	HAWKS, Taylor	*	4-9	1-5	4-4	0	1	1	1	13	2	4	0	0	22
11	JOHNSON, Kiana	*	2-3	1-2	2-4	1	3	4	3	7	1	0	0	1	22
24	MORRISON, Gretchen	*	2-4	2-3	1-2	0	3	3	1	7	1	0	0	0	27
33	MAGRUDER, Tasha	*	0-4	0-0	0-0	1	3	4	2	0	2	2	1	0	19
34	PEARSON, Rayven	*	1-3	0-0	3-6	1	7	8	3	5	2	3	0	1	22
01	TOWELLS, Morgan	*	1-4	0-0	2-2	0	2	2	0	4	0	3	0	1	17
02	STRAIN, Leah	*	1-3	1-1	2-2	0	2	2	2	5	1	3	0	0	16
03	PATTERSON, Ki-Ki	*	0-1	0-0	1-2	0	0	0	2	1	0	0	0	0	14
15	LONG, Chloe	*	1-3	0-0	3-6	0	8	8	1	5	1	0	2	0	22
32	PHILION, Tyler	*	3-8	0-1	2-2	1	1	2	2	8	0	2	2	0	17
Team						3	3	6							
Totals			15-42	5-12	20-30	7	33	40	17	55	10	22	5	3	200
1st - FG %:		2-8	25.0%	2nd: 6-13	46.2%	3rd: 3-11	27.3%	4th: 4-10	40.0%	Game: 15-42	35.7%	Deadball			
3FG %:		1-3	33.3%	2-5	40.0%	5-6	83.3%	2-4	50.0%	5-12	41.7%	Rebounds			
FT %:		5-8	62.5%	5-6	83.3%	2-4	50.0%	8-12	66.7%	20-30	66.7%	7			

Officials: R-Calvin Garth, U1-Josh Loggins, U2-Anthony Oliver
Technical fouls: Southeast Missouri-None. Jacksonville State-None.
Attendance: 871

Score by periods	1st	2nd	3rd	4th	Total
Southeast Missouri	7	15	12	14	48
Jacksonville State	10	18	9	18	55

Last FG - SEMO 4th-00:39, JSU 4th-01:22.
Largest lead - SEMO by 3 1st-08:52, JSU by 9 2nd-05:18.
SEMO led for 02:45, JSU led for 34:35. Game was tied for 02:40.

Points	In	Off	2nd	Fast	Bench
SEMO	24	18	9	0	7
JSU	14	14	3	4	23

Score tied - 3 times.
Lead changed - 7 times.

Game 23 - Southeast Missouri 80, Murray State 70

Feb. 1, 2018 - Cape Girardeau, Mo.

Murray St. 70 • 8-14, 4-7

#	Player		Total		3-Ptr	Rebounds					PF	TP	A	TO	Blk	Stl	Min
			FG	FGA	FT	FTA	Off	Def	Tot								
31	Crane, Brianna	f	4-7	0-0	1-2	1	1	2	4	9	0	1	0	0	0	20	
34	Gulledge, Abria	f	3-9	0-3	3-3	0	2	2	3	9	2	2	0	2	31		
00	Griffith-Wallace, J.	g	4-10	0-2	0-1	1	4	5	1	8	0	5	0	0	0	33	
02	James, Ke'Shunon	g	5-12	0-1	10-12	5	5	10	2	20	4	6	0	3	40-		
05	Borders, Jasmine	g	4-8	3-7	0-0	0	3	3	3	11	1	2	0	0	0	38	
01	Richardson, Leah	g	0-0	0-0	0-0	0	0	0	0	0	0	0	0	0	0	1	
13	Bethea, Bria	g	4-13	2-9	3-4	5	0	5	5	13	2	2	0	2	35		
25	Jones, Mary	g	0-0	0-0	0-0	0	0	0	1	0	0	0	0	0	0	2	
Team						2	3	5									
Totals			24-59	5-22	17-22	14	18	32	19	70	9	18	0	7	200		
1st - FG %:			6-11	54.5%	2nd: 5-14	35.7%	3rd: 8-18	44.4%	4th: 5-16	31.3%	Game: 24-59	40.7%	Deadball				
3FG %:			2-4	50.0%	1-5	20.0	2-7	28.6%	0-6	0.0%	5-22	22.7%	Rebounds				
FT %:			3-3	100.0%	7-8	87.5%	1-2	50.0%	6-9	66.7%	17-22	77.3%					

Game 25 - Morehead State 60, Southeast Missouri 58

Feb. 8, 2018 - Morehead, Ky.

Southeast Missouri 58 • 11-14, 6-7 OVC

#	Player	Total		3-Ptr		Rebounds		PF	TP	A	TO	Blk	Stl	Min
		FG	FGA	FG	FTA	Off	Def							
22	JONES, Deja	f	1-4	0-1	1-3	1	5	6	4	3	0	2	0	3
40	SAINE, LaTrese	f	5-12	0-0	2-3	5	12	17	4	12	0	4	6	2
03	MURPHY, Adrianna	g	3-9	0-0	3-4	0	3	3	4	9	6	5	0	3
10	LUTTRULL, Ashton	g	6-14	4-9	4-4	0	5	5	2	20	1	4	0	1
24	THOMPSON, Tesia	g	2-9	0-1	6-10	1	8	9	2	10	1	4	2	3
11	MADDEN, Mandy		0-0	0-0	0-0	1	0	1	2	0	0	2	0	0
13	HARSHBERGER, Jessie		0-2	0-0	0-0	0	0	0	1	0	0	0	0	0
15	LEYHUE, Kaley		0-3	0-3	0-0	0	0	0	1	0	1	1	0	0
21	MCCURDY, Iyanna		1-4	0-0	2-2	1	2	3	5	4	0	2	0	0
32	LUTAYA, Losmie		0-0	0-0	0-0	0	2	2	0	0	0	0	0	1
Team						1	2	3	1					
Totals			18-57	4-16	18-26	10	39	49	26	58	9	24	8	13
1st - FG %:		6-16	37.5%	2nd: 3-14	21.4%	3rd: 3-12	25.0%	4th: 5-11	45.5%	Game: 4-16	25.0%	Deadball		
3FG %:		3-6	50.0%	0-5	0.0%	1-4	25.0%	0-0	0.0%	4-16	25.0%	Rebounds		
FT %:		1-2	50.0%	0-0	0.0%	4-4	100.0%	0-12	58.3%	18-26	69.2%	4		

Morehead State 60 • 18-8, 9-4 OVC

#	Player	Total		3-Ptr		Rebounds		PF	TP	A	TO	Blk	Stl	Min
		FG	FGA	FG	FTA	Off	Def							
02	BLAINE, Erin	f	3-8	0-0	4-7	2	7	9	3	10	0	7	0	5
20	TODD, Brooke	f	3-12	0-0	0-0	2	5	7	3	6	2	0	6	1
04	SEWARD, Darianne	g	7-16	2-5	5-7	0	3	3	3	21	2	6	0	7
11	CROCKETT, Miranda	g	3-12	0-0	1-3	2	1	3	4	7	3	4	0	0
32	McKEE, Eriel	g	4-11	2-3	6-7	1	6	7	2	16	3	3	1	3
01	JACKSON, Breuna		0-2	0-1	0-0	0	1	1	0	0	1	0	0	0
25	NORMAN, Sisalynn		0-0	0-0	0-0	0	0	0	0	0	0	0	0	0
33	ST. LOUIS, Dominique		0-1	0-0	0-0	0	3	3	1	0	0	0	0	0
Team						1	7	8						
Totals			20-62	4-9	16-24	8	33	41	17	60	10	21	7	16
1st - FG %:		3-12	25.0%	2nd: 4-12	33.3%	3rd: 7-16	43.8%	4th: 3-16	18.8%	Game: 20-62	32.3%	Deadball		
3FG %:		1-2	50.0%	0-0	0.0%	3-3	100.0%	0-4	0.0%	4-9	44.4%	Rebounds		
FT %:		4-5	80.0%	2-4	50.0%	4-6	66.7%	2-4	50.0%	16-24	66.7%	3		

Officials: Erica Bradley, Natoshia Harris, Thurman Leggs
Technical fouls: Southeast Missouri-TEAM. Morehead State-None.
Attendance: 1244

Score by periods	1st	2nd	3rd	4th	OT	Total	Points	In	Off	2nd	Fast	Bench
Southeast Missouri	16	6	11	17	8	58	SEMO	22	21	4	5	4
Morehead State	11	10	21	8	10	60	MOR-W	22	21	9	14	0

Last FG - SEMO OT-03:41, MOR-W OT-00:30.
Largest lead - SEMO by 10 1st-02:43, MOR-W by 12 4th-08:50.
SEMO led for 25:38. MOR-W led for 16:15. Game was tied for 03:07.

Score tied - 4 times.
Lead changed - 6 times.

Game 26 - UT Martin 72, Southeast Missouri 65

Feb. 10, 2018 - Martin, Tenn.

Southeast Missouri 65 • 11-15 (6-8 OVC)

#	Player	Total		3-Ptr		Rebounds		PF	TP	A	TO	Blk	Stl	Min
		FG	FGA	FG	FTA	Off	Def							
10	LUTTRULL, Ashton	*	7-14	2-7	2-2	0	3	3	1	18	3	0	0	2
21	MCCURDY, Iyanna	*	4-6	0-1	3-6	2	0	2	4	11	5	5	0	0
22	JONES, Deja	*	5-7	0-0	0-0	2	0	2	2	10	0	2	0	1
24	THOMPSON, Tesia	*	1-4	0-1	0-2	0	2	2	5	2	0	2	0	0
40	SAINE, LaTrese	*	3-6	0-0	1-2	2	6	8	2	7	2	3	1	2
01	ALLEN, Kennedi		0-0	0-0	0-0	0	1	1	0	0	1	0	0	0
03	MURPHY, Adrianna		2-3	0-1	0-0	0	6	6	3	4	6	6	0	0
11	MADDEN, Mandy		0-0	0-0	0-0	0	0	0	0	0	0	0	0	0
13	HARSHBERGER, Jessie		1-3	0-0	0-0	2	3	5	1	2	1	0	0	0
15	LEYHUE, Kaley		3-9	3-9	1-2	0	2	2	2	10	0	1	0	3
32	LUTAYA, Losmie		0-0	0-0	1-2	0	2	2	0	1	1	1	0	0
Team						2	0	2						
Totals			26-52	5-19	8-17	10	25	35	20	65	19	20	1	8
1st - FG %:		5-11	45.5%	2nd: 8-17	47.1%	3rd: 8-9	88.9%	4th: 5-15	33.3%	Game: 26-52	50.0%	Deadball		
3FG %:		1-4	25.0%	2-7	28.6%	1-1	100.0%	1-7	14.3%	5-19	26.3%	Rebounds		
FT %:		2-6	33.3%	1-2	50.0%	3-5	60.0%	8-17	47.1%					

UT Martin 72 • 14-12 (10-4 OVC)

#	Player	Total		3-Ptr		Rebounds		PF	TP	A	TO	Blk	Stl	Min
		FG	FGA	FG	FTA	Off	Def							
03	Kendall Spray	*	5-10	2-5	0-0	0	1	1	5	12	0	2	0	1
04	Emanye Robertson	*	2-9	0-1	3-6	1	1	2	1	7	7	3	0	4
10	Janekia Mason	*	2-5	0-0	0-0	2	1	3	4	5	3	0	0	2
20	Chelsey Perry	*	7-9	2-3	5-6	2	5	7	4	21	0	1	1	2
22	Ashton Feldhaus	*	7-15	3-7	6-8	0	4	4	1	23	2	1	0	1
14	Zaire Hicks		0-1	0-0	0-0	0	2	2	0	0	1	1	0	1
21	Maddie Waldrop		0-1	0-0	2-2	0	2	2	1	2	4	3	0	0
33	Myah Taylor		1-3	1-2	0-0	3	3	6	1	3	1	1	0	0
Team						0	2	2						
Totals			24-53	8-18	16-22	8	21	29	17	72	20	15	1	11
1st - FG %:		6-16	37.5%	2nd: 6-15	40.0%	3rd: 6-13	46.2%	4th: 6-9	66.7%	Game: 24-53	45.3%	Deadball		
3FG %:		2-7	28.6%	2-3	66.7%	1-1	100.0%	8-18	44.4%	16-22	72.7%	Rebounds		
FT %:		1-2	50.0%	4-6	66.7%	6-6	100.0%	5-8	62.5%					

Officials: Mike Riggs, Joshua Hall, Terri Tubbs
Technical fouls: Southeast Missouri-None. UT Martin-None.
Attendance: 2018

Score by periods	1st	2nd	3rd	4th	Total	Points	In	Off	2nd	Fast	Bench
Southeast Missouri	13	20	18	14	65	SEMO	32	10	5	11	17
UT Martin	16	18	20	18	72	UTM	28	23	6	9	5

Last FG - SEMO 4th-00:37, UTM 4th-01:44.
Largest lead - SEMO by 5 2nd-05:45, UTM by 9 4th-00:44.
SEMO led for 04:55. UTM led for 31:52. Game was tied for 02:57.

Score tied - 2 times.
Lead changed - 4 times.

Game 27 - Southeast Missouri 51, Eastern Illinois 48

Feb. 14, 2018 - Cape Girardeau, Mo.

Eastern Illinois 48 • 2-24, 1-14 OVC

#	Player	Total		3-Ptr		Rebounds		PF	TP	A	TO	Blk	Stl	Min
		FG	FGA	FG	FTA	Off	Def							
14	McRAE, Grace	f	2-3	0-1	0-1	0	7	7	2	4	2	3	0	0
32	NEHLS, Jennifer	f	1-5	0-1	0-0	2	3	5	4	2	3	0	0	1
11	PACE, Karle	g	7-15	2-6	0-0	1	0	1	1	16	0	5	0	2
15	STEELE, Taylor	g	2-8	0-4	0-0	1	2	3	3	4	2	6	0	0
20	BERRY, Danielle	g	3-6	1-3	0-1	3	4	7	4	7	2	2	0	1
01	LENOIR, Zharla		0-0	0-0	0-0	0	0	0	0	0	0	0	0	0
12	TELLEZ, Carmen		5-8	2-5	0-0	0	1	1	0	12	1	3	0	1
21	STULL, Halle		1-3	0-1	0-0	0	0	0	0	2	0	0	0	0
31	SMITH, Jalisha		0-4	0-0	1-2	3	3	6	3	1	0	1	0	1
Team						0	1	1						
Totals			21-52	5-21	1-4	10	21	31	17	48	10	20	0	6
1st - FG %:		6-10	60.0%	2nd: 6-17	35.3%	3rd: 4-12	33.3%	4th: 5-13	38.5%	Game: 21-52	40.4%	Deadball		
3FG %:		2-4	50.0%	1-8	12.5%	1-6	16.7%	1-3	33.3%	5-21	23.8%	Rebounds		
FT %:		1-2	50.0%	0-0	0.0%	0-0	0.0%	0-2	0.0%	1-4	25.0%	1		

Southeast Missouri 51 • 12-15, 7-8 OVC

		Total	3-Ptr	Rebounds										
#	Player	FG-FGA	FG-FGA	FT-FTA	Off	Def	Tot	PF	TP	A	TO	Blk	Stl	Min
22	JONES, Deja	f	4-5	0-0	4-10	2	2	4	12	0	1	0	1	32
40	SAINE, LaTrese	f	1-2	0-0	0-0	3	2	5	1	2	0	1	0	16
10	LUTTRULL, Ashton	g	4-10	2-7	2-2	0	6	6	0	12	1	1	0	1
21	MCCURDY, Iyanna	g	0-4	0-0	2-4	2	2	4	1	2	0	4	0	17
24	THOMPSON, Tesia	g	5-11	0-1	3-6	2	4	6	1	13	1	6	1	3
01	ALLEN, Kennedy	0-0	0-0	0-0	0	0	0	0	0	1	0	0	0	10
03	MURPHY, Adrianna	0-4	0-1	0-0	3	4	7	2	0	4	3	0	4	34
11	MADDEEN, Mandy	2-4	0-0	0-0	1	1	2	0	4	0	0	1	0	4
13	HARSBERGER, Jessie	0-1	0-1	0-0	0	0	0	1	0	0	0	0	0	8
15	LEYHUE, Kaley	1-7	1-7	0-0	0	0	0	1	3	1	0	0	0	10
32	LUTAYA, Losmie	1-1	0-0	1-2	0	1	1	0	3	0	0	0	0	7
Team					0	2	2							
Totals			18-49	3-17	12-24	13	24	37	11	51	8	16	3	9

Game 29 - Eastern Kentucky 52, Southeast Missouri 66

Feb. 22, 2018 - Richmond, Ky.

Southeast Missouri 66 • 14-15 (9-8 OVC)

#	Player		Total	3-Ptr	Rebounds												
			FG	FGA	FT	FTA	Off	Def	TP	PF	TP	A	TO	Blk	Stl	Min	
22	JONES, Deja	f	5-9	0-0	3-3	3	2	5	2	13	0	2	0	2	2	28	
40	SAINE, LaTrese	f	3-8	0-0	0-0	2	1	3	4	6	2	0	1	0	19		
10	LUTTRULL, Ashton	g	3-6	2-5	1-1	0	1	1	0	9	0	1	0	1	13		
21	MCCURDY, Iyanna	g	5-9	0-0	3-4	1	1	2	3	13	1	3	0	2	26		
24	THOMPSON, Tesia	g	3-8	0-0	0-0	1	1	2	2	6	2	0	1	1	26		
01	ALLEN, Kennedi		1-2	0-0	0-0	0	1	1	0	2	0	0	0	0	7		
03	MURPHY, Adrianna		2-10	0-1	1-2	3	3	6	1	5	8	4	0	3	34		
11	MADDEN, Mandy		0-0	0-0	2-2	0	0	0	1	2	0	1	0	0	9		
13	HARSHBERGER, Jessie		0-1	0-0	0-0	2	0	2	1	0	0	0	0	0	12		
15	LEYHUE, Kaley		2-4	2-3	0-0	0	2	2	1	6	1	0	0	0	12		
32	LUTAYA, Losmie		2-3	0-0	0-0	1	1	2	0	4	2	0	1	0	14		
Team						4	1	5									
Totals			26-60	4-9	10-12	17	14	31	15	66	16	11	3	9	200		
1st - FG %: 4-12 33.3% 2nd: 7-12 58.3% 3rd: 9-21 42.9% 4th: 6-15 40.0% Game: 26-60 43.3% Deadball																	
3FG %: 0-1 0.0% 1-3 33.3% 3-5 60.0% 0-0 0.0% 4-9 44.4% Rebounds																	
FT %: 3-4 75.0% 1-2 50.0% 5-5 100.0% 1-1 100.0% 10-12 83.3% Rebounds																	

Eastern Kentucky University 52 • 8-18 (5-12 OVC)

#	Player	Total			3-Ptr			Rebounds			PF	TP	A	TO	Blk	Stl	Min
		FG	FGA	FT	FGA	FT	FTA	Off	Def	Tot							
15	BASS, Bria	f	5-13	0-5	2-2	3	1	4	1	12	2	2	0	1	39		
44	WRIGHT, Abby	f	7-14	1-5	3-6	4	1	5	2	18	3	1	0	2	34		
52	WOOD, Madison	c	2-5	0-0	0-0	3	2	5	4	4	0	1	1	1	19		
03	HAYES, A'Queen	g	4-11	1-4	2-4	5	3	8	2	11	3	4	1	1	37		
14	SOLOMON, Shay	g	2-5	0-0	0-0	0	4	4	0	4	1	8	0	2	32		
01	CLARK, Valerie		0-0	0-0	0-0	0	1	1	0	0	0	0	0	0	2		
23	JOHNSON, Kenya		0-0	0-0	0-0	1	2	3	1	0	1	1	0	0	15		
24	RICHARDSON, Tae'lour		0-0	0-0	1-2	1	1	2	1	1	0	2	1	0	10		
42	GRICE, Brittany		1-3	0-0	0-0	0	1	1	4	2	0	1	0	0	12		
Team						3	2	5									
Totals			21-51	2-14	8-14	20	18	38	15	52	10	21	3	7	200		
1st - FG %:		7-16	43.8%	2nd: 4-11	36.4%	3rd: 6-12	50.0%	4th: 4-12	33.3%	Game: 21-51	41.2%	Deadball					
3FG %:		0-2	0.0%	1-4	25.0%	1-5	20.0%	0-3	0.0%	2-14	14.3%	Rebounds					
FT %:		0-0	0.0%	0-2	0.0%	4-6	66.7%	4-6	66.7%	8-14	57.1%	Rebounds					

Officials: Molly Caldwell, Kyle Labar, Jack Whittemore

Technical fouls: Southeast Missouri-None. Eastern Kentucky University-None.

Attendance: 550

Score by periods	1st	2nd	3rd	4th	Total
Southeast Missouri	11	16	26	13	66
Eastern Kentucky University	14	9	17	12	52

	In	Off	2nd	Fast	Bench
Points	Paint	T/O	Chance	Break	
SEMO	36	27	12	2	19
EKU	28	10	12	8	3

Score tied - 1 time.

Lead changed - 1 time.

Last FG - SEMO 4th-02:39, EKU 4th-00:00.

Largest lead - SEMO by 20 4th-03:46, EKU by 6 1st-07:09.

SEMO led for 27:18. EKU led for 09:52. Game was tied for 01:58.

Game 30 - Southeast Missouri 68, UT Martin 69

Feb. 24, 2018 - Cape Girardeau, Mo.

UT Martin 69 • 17-13, 13-5 OVC

#	Player		Total		3-Ptr		Rebounds			PF	TP	A	TO	Blk	Stl	Min
			FG	FGA	FT	FGA	FT	FTA	Off							
10	Janekia Mason	f	1-2	1-1	2-2	0	1	1	4	5	0	1	0	1	20	
20	Chelsey Perry	f	6-15	1-4	2-2	2	3	5	0	15	1	0	1	2	29	
22	Ashton Feldhaus	f	2-5	0-2	2-2	1	0	1	0	6	0	1	0	0	18	
03	Kendall Spray	g	9-17	4-9	2-2	2	7	9	2	24	2	2	1	0	40	
04	Emanye Robertson	g	1-3	0-0	1-2	0	0	0	3	3	4	3	0	2	28	
13	Demi Burdick		0-0	0-0	0-0	0	0	0	0	0	1	0	0	0	0	
14	Zaire Hicks		1-2	0-1	5-9	0	1	1	0	7	2	0	0	1	20	
21	Maddie Waldrop		0-2	0-1	3-4	1	5	6	4	3	1	0	0	1	20	
23	Breanna Boggs		0-0	0-0	0-0	0	0	0	1	0	0	0	0	0	0	
33	Myah Taylor		2-6	2-5	0-0	0	1	1	1	6	2	3	0	1	25	
Team						3	3	6								
Totals				22-52	8-23	17-23	9	21	30	15	69	13	10	2	8	200
1st: FG %:			6-16	37.5%	2nd: 7-14	50.0%	3rd: 5-10	50.0%	4th: 4-12	33.3%	Game: 22-52	42.3%	Deadball			
3FG %:			3-8	37.5%	3-7	42.9%	2-4	50.0%	0-4	0.0%	8-23	34.8%	Rebounds			
FT %:			1-2	50.0%	2-3	66.7%	8-10	80.0%	6-8	75.0%	17-23	73.9%	Rebounds			

Southeast Missouri 68 • 14-16, 9-9 OVC

		Total		3-Ptr		Rebounds			PF	TP	A	TO	Blk	Stl	Min
#	Player	FG	FGA	FG	FGA	FT	FTA	Off							
11	MADDEN, Mandy	f	4-8	0-0	0-0	0	4	4	1	8	1	0	0	0	22
15	LEYHUE, Kaley	f	0-2	0-2	0-0	1	0	1	2	0	0	2	0	0	15
22	JONES, Deja	f	2-4	0-0	0-0	3	4	7	3	4	2	0	1	1	31
10	LUTTRULL, Ashton	g	4-14	3-9	2-2	0	2	2	0	13	1	1	0	0	34
24	THOMPSON, Tesia	g	12-17	1-1	0-1	2	4	6	0	25	4	4	0	2	33
01	ALLEN, Kennedi		0-0	0-0	0-0	0	0	0	0	0	0	0	0	0	2
03	MURPHY, Adrianna		0-2	0-1	0-0	2	2	4	3	0	4	5	0	2	14
13	HARSHBERGER, Jessie		0-2	0-0	0-0	0	0	0	1	0	0	0	0	0	4
21	MCCURDY, Iyanna		2-8	0-0	2-6	2	2	4	2	6	4	1	1	0	25
32	LUTAYA, Losmie		0-0	0-0	0-0	0	1	1	0	0	0	0	0	0	1
40	SAINE, LaTrese		4-7	0-0	4-5	5	0	5	4	12	1	0	0	1	19
Team								4	4	8					
Totals			28-64	4-13	8-14	19	23	42	16	68	17	13	2	6	200
1st - FG %:		5-19	26.3%	2nd: 8-11	72.7%	3rd: 8-18	44.4%	4th: 7-16	43.8%	Game: 28-64		43.8%	Deadball		
3FG %:		0-0	0.0%	1-2	50.0%	2-6	33.3%	1-5	20.0%	4-13		30.8%	Rebounds		
FT %:		0-1	0.0%	3-4	75.0%	3-3	100.0%	2-6	33.3%	8-14		57.1%	Rebounds		

Officials: Bryan Nichols, Alycia Dukes, Randy Robertson

Technical fouls: UT Martin-None. Southeast Missouri-SAINE, LaTrese.

Attendance: 809

Score by periods	1st	2nd	3rd	4th	Total
UT Martin	16	19	20	14	69
Southeast Missouri	10	20	21	17	68

Last FG - UTM 4th-02:07, SEMO 4th-01:45.

Largest lead - UTM by 10 2nd-03:24, SEMO by 1 4th-03:22.

UTM led for 37:03. SEMO led for 00:20. Game was tied for 02:37.

Score tied - 2 times.

Lead changed - 2 times.

Game 31 - Southeast Missouri 60, UT Martin 63

Feb. 28, 2018 - Evansville, Ind.

Southeast Missouri 60 • 14-17

#	Player	Total			3-Ptr			Rebounds			PF	TP	A	TO	Blk	Stl	Min
		FG-FGA	FG-FGA	FT-FTA	Off	Def	Tot										
10	LUTTRULL, Ashton	*	7-13	4-9	2-2	0	3	0	20	1	0	0	0	37			
21	MCCURDY, Iyanna	*	2-4	0-0	0-0	0	1	1	4	4	0	3	0	13			
22	JONES, Deja	*	7-8	0-0	0-0	3	8	11	4	14	3	3	1	0	33		
24	THOMPSON, Tesia	*	3-9	0-0	3-6	2	3	5	4	9	0	3	1	1	29		
40	SAINE, LaTrese	*	1-3	0-0	0-2	0	2	2	4	2	1	1	2	1	21		
01	ALLEN, Kennedi		0-0	0-0	0-0	0	0	0	0	0	0	0	0	0	1		
03	MURPHY, Adrianna		2-10	1-4	2-2	2	6	8	3	7	8	2	0	1	32		
11	MADDEN, Mandy		0-1	0-0	0-2	0	1	1	0	0	0	0	0	0	9		
13	HARSHBERGER, Jessie		0-0	0-0	0-0	0	0	0	2	0	1	1	0	0	9		
15	HARSHBERGER, Jessie		0-1	0-0	0-0	0	0	0	0	0	1	0	0	1	3		
32	LUTAY, Loshmie		1-2	0-0	2-2	0	2	0	4	1	0	0	1	13			
Team							1	4	5			1					
Totals			23-51	5-13	9-16	8	30	38	21	60	16	14	4	5	200		
1st: FG %: 9-15 60.0% 2nd: 4-12 33.3% 3rd: 6-14 50.0% 4th: 4-12 33.3% Game: 23-51 45.1% Deadball Rebounds																	
3FG %: 2-3 66.7% 2-4 50.0% 0-2 0.0% 1-2 50.0% 5-13 38.5%																	
5FG %: 2-2 100.0% 4-4 100.0% 2-2 100.0% 0-0 0.0% 9-19 47.4%																	



HISTORY & RECORD BOOK

HONORS &

OVC Player of the Year

1996 Gray C. Harris
2005 Tatiana Conceicao

OVC Freshman of the Year

2017 Tesia Thompson

OVC Newcomer of the Year

2003 Kenja White
2004 Sami Jo Cotton

OVC Defensive Player of the Year

2017 Adrianna Murphy

OVC Newcomer of the Year

2003 Kenja White
2004 Sami Jo Cotton

OVC All-Newcomer Team

1993 Julie Meier
1993 Gray C. Harris
1996 Sarah Miller
1996 Zandra Moore
1997 Sarah Frazier
1999 Pam Iversen
2000 Lori Chase
2007 Missy Whitney
2013 Kara Wright
2017 Tesia Thompson

All-OVC First Team

1992 Renee Rogliardi
1994 Gray C. Harris
1995 Gray C. Harris
1996 Gray C. Harris
2001 Lori Chase
2005 Tatiana Conceicao
2006 Tatiana Conceicao
2007 Lachelle Lyles
2008 Missy Whitney
2017 Bri Mitchell

All-OVC Second Team

1993 Julie Meier
1994 Julie Meier
1998 Jamie Koester
1999 Paula Corder-King
2002 Lori Chase
2003 Lori Chase
2007 Missy Whitney
2008 Tarina Nixon
2009 Tarina Nixon
2016 Bri Mitchell
2017 Tesia Thompson

All-OVC Honorable Mention

1997 Jamie Koester
1997 Kim Palmer
1999 Pam Iversen
1999 Rusty Sowers
2003 Carina Souza
2003 Kenja White

OVC Coach of the Year

1999 Ed Arzen
2007 John Ishee

OVC Tournament MVP

2006 Tatiana Conceicao
2007 Sonya Daugherty

OVC All-Tournament Team

2003 Lori Chase
2003 Kenja White
2005 Tatiana Conceicao
2005 Natalie Purcell
2006 Lachelle Lyles
2007 Lachelle Lyles
2007 Sonya Daugherty

Academic All-District First Team

2008 Rachel Blunt
2009 Rachel Blunt

WBCA Academic Top-25

2012-13 (5th; 3.546 GPA)



Tatiana Conceicao was a two-time First Team All-OVC selection, the 2005 OVC Player of the Year and 2006 OVC Tournament MVP



Sonya Daugherty was named the 2007 OVC Tournament MVP



John Ishee was the 2007 OVC Coach of the Year



Rachel Blunt was a two-time CoSIDA/ESPN the Magazine Academic All-District First Team selection

AWARDS

NCAA South Regional MVP

1991 Renee Rogliardi

MIAA MVP

1991 Jerri Wiley

MIAA First Team

1983 Pat Colon
 1984 Pat Colon
 1984 Virginia Blissett
 1985 Virginia Blissett
 1986 Pat Colon
 1986 Virginia Blissett
 1987 Sandy Heitschmidt
 1988 Anne Cook
 1988 Michelle Horneker
 1989 Lisa Foster
 1990 Michelle Horneker
 1990 Jerri Wiley
 1991 Jerri Wiley
 1991 Sherry Mitchell
 1991 Renee Rogliardi

MIAA Second Team

1983 Mary Herring
 1984 Mary Herring
 1985 Sandy Heitschmidt
 1986 Sandy Heitschmidt
 1987 Pat Colon
 1988 Lisa Foster
 1989 Sherry Mitchell
 1990 Sarita Wesley
 1991 Sarita Wesley

MIAA Honorable Mention

1983 Karen Vaughn
 1983 Cindy Zadnick
 1984 Cindy Zadnick
 1986 Nina Meniffee
 1986 Stephanie Williams
 1987 Stephanie Williams
 1987 Sherri Shirrell
 1988 Sherry Mitchell
 1988 Vera Roberts
 1989 Sarita Wesley
 1989 Michelle Horneker
 1990 Sherry Mitchell
 1990 Renee Rogliardi
 1991 Anne Cate

MIAA Newcomer Team

1990 Jerri Wiley

MIAA Freshman Team

1991 Anne Cate

MIAA Coach of the Year

1986 Ed Arnzen
 1987 Ed Arnzen
 1991 Ed Arnzen



GAME

Team Game Records

POINTS

Game - 107, (three times) last at Eastern Illinois (2/11/17)

Season - 2,750, (1990-91)

FIELD GOALS MADE

Game - 48, vs. Missouri Baptist (12/8/87)

Season - 1,109, (1990-91)

FIELD GOALS ATTEMPTED

Game - 92, vs. Mankato State (12/2/88)

Season - 2,391, (1990-91)

FIELD GOAL PERCENTAGE

Game - .648, vs Tennessee Tech (1/10/04)

Season - .495, (1983-84)

THREE-POINTERS MADE

Game - 17, at Eastern Illinois (2/11/17)

Season - 227, (2004-05)

THREE-POINTERS ATTEMPTED

Game - 41, vs. UT Martin (2/18/17)

Season - 662, (2004-05)

THREE-POINT FIELD GOAL PERCENTAGE

Game - 1.000, (three times), last vs. Saint Louis (12/30/92)

Season - .384, (1992-93)

FREE THROWS MADE

Game - 38, vs. Eastern Kentucky (1/2/99)

Season - 525, (2000-01)

FREE THROWS ATTEMPTED

Game - 54, vs. Eastern Kentucky (1/2/99)

Season - 726, (1990-91)

FREE THROW PERCENTAGE

Game - 1.000, (12 times), last at Green Bay (12/10/10)

Season - .759, (1981-82)

REBOUNDS

Game - 64, vs. UT Martin (12/1/90)

Season - 1,546, (1990-91)

ASSISTS

Game - 32, vs. Tennessee State (1/14/04)

Season - 650, (1990-91)

STEALS

Game - 30, vs Oakland City (12/16/02)

Season - 437, (1990-91)

BLOCKED SHOTS

Game - 10, at Eastern Illinois (2/14/07)

Season - 124, (2006-07)

MISCELLANEOUS TEAM RECORDS

POINTS IN A GAME 107 (three times), last at Eastern Illinois (2/11/17)

POINTS IN A HALF 61 (three times), last vs. Lyon College (11/23/04)

POINTS BY BOTH TEAMS 196, vs. Christian Brothers (12/1/79)

POINTS BY OPPONENT 113 by Union (1976)

POINTS IN LOSING EFFORT 93, vs. Christian Brothers (12/1/79)

MOST GAMES PLAYED 35, (1990-91)

MOST WINS 31, (1990-91)

MOST LOSSES 22, (2011-12)

FEWEST WINS 5, (1996-97)

FEWEST LOSSES 4 (three times), last in 1990-91

BEST W/L PERCENTAGE .885, (1990-91)

MOST CONFERENCE WINS 17, (2007-08)

MOST CONFERENCE LOSSES 15, (1996-97)

FEWEST CONFERENCE WINS 3 (two times), last in 2014-15

FEWEST CONFERENCE LOSSES 1 (three times), last in 1987-88

BEST CONFERENCE W/L % .928 (twice), last in 1987-88

MOST CONSECUTIVE WINS 21, (1990-91)

MOST CONSECUTIVE LOSSES 9, (2009-10)



The 1990-91 team holds 14 team records including most wins in a season (31).

RECORDS

Individual Game Records

POINTS

Game - 49, Gray C. Harris vs. Williams Baptist (2/26/96)
Season - 713, Gray C. Harris (1995-96)
Career - 2,176, Gray C. Harris (1992-96)

SCORING AVERAGE

Season - 26.4, Gray C. Harris (1995-96)
Career - 20.5, Gray C. Harris (1992-96)

GAMES

Season - 35 (twice), last by Stephanie Holland (1990-91)
Career - 123, Sherry Mitchell (1987-91)

FIELD GOALS MADE

Game - 17, Gray C. Harris vs. Williams Baptist (2/26/96)
Season - 255, Gray C. Harris (1995-96)
Career - 875, Pat Colon (1982-87)

FIELD GOALS ATTEMPTED

Game - 30, Gray C. Harris vs. UT Martin (2/8/96)
Season - 544, Gray C. Harris (1995-96)
Career - 1,649, Gray C. Harris (1992-96)

FIELD GOAL PERCENTAGE

Career - .598, Pat Colon (1982-87)

THREE-POINTERS MADE

Game - 9, Hannah Noe at Eastern Illinois (2/11/17)
and Paula Corder-King vs. Eastern Kentucky (1/2/99)
Season - 68, Julie Meier (1993-94)
and Natalie Purcell (2005-06)
Career - 174, Julie Meier (1991-95)

THREE-POINTERS ATTEMPTED

Game - 16, Lisa Foster vs. SIU Edwardsville (1/25/88)
Season - 204, Natalie Purcell (2005-06)



Natalie Purcell shares the school record for most three-pointers made in a single season with 68 (2005-06).

FREE THROWS MADE

Game - 23, Lori Chase vs. Tennessee State (2/3/01)
Season - 202, Gray C. Harris (1995-96)
Career - 611, Gray C. Harris (1992-96)

FREE THROWS ATTEMPTED

Game - 25, Lori Chase vs. Tennessee State (2/3/01)
Season - 276, Gray C. Harris (1995-96)

FREE THROW PERCENTAGE

Season - .941, Paula Corder-King (1999-00)
Career - .938, Paula Corder-King (1998-00)

REBOUNDS

Game - 32, Lachelle Lyles vs. Tennessee State (12/7/06)
Season - 527, Lachelle Lyles (2006-07)
Career - 1,003, Pat Colon (1982-87)

REBOUNDING AVERAGE

Season - 17.0, Lachelle Lyles (2006-07)

ASSISTS

Game - 18, Sandy Kearbey vs. UMSL (1/21/81)
Season - 232, Sherry Mitchell (1990-91)
Career - 639, Sherry Mitchell (1987-91)

STEALS

Game - 10, Mary Herring vs. Stetson (11/27/82)
Season - 114, Sherry Mitchell (1988-89)
Career - 335, Sherry Mitchell (1987-91)

BLOCKED SHOTS

Game - 6 (5 times), last by LaTrese Saine @Morehead St. (02-08-18)
Season - 49, Chandra Brown (2004-05)
Career - 115 (tied), Vera Roberts (1986-90) & Pam Iversen (1998-02)



Lachelle Lyles set the school's and OVC's single season rebounding record during the 2006-07 season when she led the nation with 17.0 rebounds per game.

SINGLE-SEASON

POINTS

1.	Gray C. Harris, 1995-96.....	713
2.	Gray C. Harris, 1994-95.....	630
3.	Tatiana Conceicao, 2005-06.....	601
4.	Pat Colon, 1985-86.....	586
5.	Virginia Blissett, 1985-86.....	563
6.	Pat Colon, 1983-84.....	550
7.	Jerri Wiley, 1990-91.....	540
8.	Tatiana Conceicao, 2004-05.....	527
9.	Gray C. Harris, 1993-94.....	491
10.	Jerri Wiley, 1989-90.....	485

FIELD GOAL PERCENTAGE (min. 75 made)

1.	Deja Jones, 2017-18.....	68.1% (109-of-160)
2.	Deja Jones, 2015-16.....	67.2% (88-of-131)
3.	Pat Colon, 1985-86.....	62.7% (249-of-397)
4.	Pat Colon, 1983-84.....	61.4% (239-of-389)
5.	Pam Iversen, 2000-01.....	60.2% (100-of-166)
6.	Pat Colon, 1986-87.....	59.8% (205-of-343)
7.	Deja Jones, 2016-17.....	59.7% (83-of-139)
8.	Anne Crowley, 1982-83.....	57.0% (57-of-100)
9.	Anne Cook, 1987-88.....	56.8% (159-of-280)
10.	Jerri Wiley, 1989-90.....	55.6% (190-of-342)

3-POINT FIELD GOAL PERCENTAGE (min. 30 made)

1.	Julie Meier, 1993-94.....	46.3% (68-of-147)
2.	Kristy Roherty, 1999-00.....	46.2% (42-of-91)
3.	Julie Meier, 1992-93.....	45.6% (52-of-114)
4.	Julie Meier, 1994-95.....	44.1% (49-of-111)
5.	Paula Corder-King, 1998-99.....	43.1% (56-of-130)
6.	Lakyn Gulley, 2016-17.....	41.9% (39-of-93)
7.	Tarina Nixon, 2006-07.....	40.9% (56-of-137)
8.	Tarina Nixon, 2005-06.....	40.5% (30-of-74)
9.	Sam Jo Cotton, 2003-04.....	39.5% (64-of-162)
10.	Brandi Russia, 2004-05.....	38.9% (51-of-131)

FREE THROW PERCENTAGE (min. 50 made)

1.	Paula Corder-King, 1998-99.....	94.1% (111-of-118)
2.	Paula Corder-King, 1999-00.....	93.2% (69-of-74)
3.	Ashton Luttrull, 2017-18.....	92.6% (52-of-56)
4.	Pam Iversen, 1998-99.....	89.5% (68-of-76)
5.	Jasmine Davis, 2009-10.....	87.7% (57-of-65)
6.	Anne Cooke, 1987-88.....	87.5% (70-of-80)
7.	Lori Chase, 2000-01.....	85.0% (181-of-213)
8.	Yashika Sidbury, 2002-03.....	84.7% (50-of-59)
9.	Jordan Hunter, 2012-13.....	83.3% (60-of-72)
10.	Lori Chase, 1999-00.....	82.6% (95-of-115)

REBOUNDS

1.	Lachelle Lyles, 2006-07.....	527
2.	Jerri Wiley, 1990-91.....	328
3.	Gray C. Harris, 1993-94.....	290
4.	Pat Colon, 1985-86.....	289
5.	Jerri Wiley, 1989-90.....	281
6.	Pat Colon, 1983-84.....	277
7.	Patricia Mack, 2012-13.....	270
8.	Mary Waters, 1981-82.....	255
9.	Missy Whitney, 2006-07.....	249
10.	Virginia Blissett, 1985-86.....	246
	Virginia Blissett, 1984-85.....	246

ASSISTS

1.	Sherry Mitchell, 1990-91.....	232
2.	Mary Herring, 1982-83.....	226
3.	Mary Herring, 1983-84.....	213
4.	Adrianna Murphy, 2016-17.....	174
5.	Adrianna Murphy, 2017-18.....	168
6.	Sherry Mitchell, 1989-90.....	156
7.	Stephanie Williams, 1986-87.....	151
8.	Bri Mitchell, 2016-17.....	149
9.	Adrianna Murphy, 2015-16.....	144
	Sara Costello, 2003-04.....	144

BLOCKS

1.	Chandra Brown, 2004-05.....	49
2.	Vera Roberts, 1987-88.....	46
	Pam Iversen 2001-02.....	46
4.	Missy Whitney, 2006-07.....	45
5.	LaTrese Saine, 2017-2018.....	44
6.	Missy Whitney, 2007-08.....	40
7.	Allison Iversen, 1999-00.....	39
8.	Courtney Shiffer, 2010-11.....	36
9.	Jamie Koester, 1997-98.....	35
	Kim Palmer, 1995-96.....	35

3-POINT FIELD GOALS MADE

1.	Hannah Noe, 2016-17.....	69
2.	Natalie Purcell, 2005-06.....	68
	Julie Meier, 1993-94.....	68
4.	Sammi Jo Cotton, 2003-04.....	67
5.	Rusty Sowers, 1997-98.....	59
	Paula Corder-King, 1999-00.....	59
7.	Ashton Luttrull, 2017-18.....	57
8.	Paula Corder-King, 1998-99.....	56
	Julie Meier, 1994-95.....	56
	Tarina Nixon, 2006-07.....	56

STEALS

1.	Sherry Mitchell, 1988-89.....	114
2.	Sherry Mitchell, 1990-91.....	95
3.	Adrianna Murphy, 2017-18.....	88
4.	Sherry Mitchell, 1989-90.....	81
5.	Tammy Page, 1978-79.....	77
6.	Sherre Simmons, 1981-82.....	75
7.	Mary Herring, 1983-84.....	74
8.	Tatiana Conceicao, 2004-05.....	73
9.	Selina Madison, 1978-79.....	69
	Jerri Wiley, 1990-91.....	69
	Gray C. Harris, 1994-95/1995-96.....	69
	Sarah Costello, 2002-03.....	69

CAREER

POINTS

1.	Gray C. Harris, 1992-96.....	2,176
2.	Pat Colon, 1982-87.....	2,034
3.	Lori Chase, 1999-03.....	1,501
4.	Virginia Blissett, 1983-86.....	1,463
5.	Sherry Mitchell, 1987-91.....	1,398
6.	Sandy Heitschmidt, 1983-87.....	1,372
7.	Renee Rogliardi, 1987-92.....	1,371
8.	Cindy Zadnick, 1981-85.....	1,298
9.	Michelle Horneker, 1986-90.....	1,290
10.	Bri Mitchell, 2013-17.....	1,202

3-POINT FIELD GOALS MADE

1.	Julie Meier, 1991-95.....	174
2.	Tarina Nixon, 2005-09.....	169
3.	Allyson Bradshaw, 2011-15.....	162
4.	Ashton Luttrull, 2014-18.....	128
5.	Natalie Purcell, 2004-06.....	123
6.	Hannah Noe, 2014-17.....	119
7.	Paula Corder-King, 1998-2000.....	115
8.	Rusty Sowers, 1997-99.....	110
9.	Olivia Hackmann, 2012-17.....	94
10.	Yashika Sidbury, 2002-04.....	93

REBOUNDS

1.	Pat Colon, 1982-87.....	1,003
2.	Gray C. Harris, 1992-96.....	872
3.	Patricia Mack, 2009-14.....	865
4.	Pam Iversen 1998-02.....	770
5.	Renee Rogliardi, 1987-92.....	766
6.	Lachelle Lyles, 2005-07.....	726
7.	Sandy Heitschmidt, 1983-87.....	721
8.	Vera Roberts, 1986-90.....	719
9.	Kim Palmer, 1993-98.....	676
10.	Virginia Blissett, 1983-86.....	667
	Sherry Mitchell, 1987-91.....	667

ASSISTS

1.	Sherry Mitchell, 1987-91.....	639
2.	Adrianna Murphy, 2015-Pres.....	486
3.	Sandy Heitschmidt, 1983-87.....	470
4.	Cindy Zadnick, 1981-85.....	357
	Sarita Wesley, 1987-91.....	357
6.	Bri Mitchell, 2013-17.....	342
	Tonia Harris, 1992-95.....	338
8.	Dawn Massani, 1993-97.....	325
9.	Julie Meier, 1991-95.....	297
10.	Tarina Nixon, 2005-09.....	293

BLOCKS

1.	Vera Roberts, 1986-90.....	115
	Pam Iversen, 1998-02.....	115
3.	Renee Rogliardi, 1987-92.....	108
4.	Kim Palmer, 1993-98.....	96
5.	Missy Whitney, 2006-08.....	85
6.	Chandra Brown, 2003-05.....	75
7.	Courtney Shiffer, 2010-13.....	73
8.	Allison Iversen, 1998-00.....	70
9.	Jamie Koester, 1996-98.....	64
10.	Olivia Hackmann, 2012-17.....	61

STEALS

1.	Sherry Mitchell, 1987-91.....	335
2.	Gray C. Harris, 1992-96.....	260
3.	Adrianna Murphy, 2015-Pres.....	212
4.	LaShelle Porter, 1999-02.....	203
5.	Sandy Heitschmidt, 1983-87.....	188
6.	Tarina Nixon, 2005-09.....	176
7.	Mary Herring, 1982-84.....	163
8.	Moneik Campbell, 1996-99.....	159
9.	Sarita Wesley, 1988-91.....	147
10.	Sonya Daugherty, 2005-09.....	144




Pat Colon is the only Southeast player to record over 1,000 career rebounds



Julie Meier holds the school record for career and single-season three-pointers



Tarina Nixon ranks second in career three pointers, fifth in career steals and eighth in career assists



Pam Iversen shares the career blocked shots record with Vera Roberts

1000 POINT CLUB

1,000 Point Scorers (All-Time)

Gray C. Harris, 1992-96.....	2,176
Pat Colon, 1982-87.....	2,034
Lori Chase, 1999-03.....	1,501
Virginia Blissett, 1983-86.....	1,463
Sherry Mitchell, 1987-91.....	1,398
Sandy Heitschmidt, 1983-87.....	1,372
Renee Rogliardi, 1987-92.....	1,371
Cindy Zadnick, 1981-85.....	1,298
Michelle Horneker, 1986-90.....	1,290
Bri Mitchell, 2013-17.....	1,202
Sonya Daugherty, 2005-09.....	1,170
Pam Iversen, 1998-02.....	1,158
Tarina Nixon, 2005-09.....	1,150
Karen Vaughn, 1979-83.....	1,073
Tatiana Conceicao, 2004-06.....	1,073
Olivia Hackmann, 2012-17.....	1,065
Sarita Wesley, 1987-91.....	1,029
Jerri Wiley, 1989-91.....	1,025

1,000 Point Scorers (Division I Era)

Gray C. Harris, 1992-96.....	2,176
Lori Chase, 1999-03.....	1,501
Renee Rogliardi, 1987-92*.....	1,371
Bri Mitchell, 2013-17.....	1,202
Sonya Daugherty, 2005-09.....	1,170
Pam Iversen, 1998-02.....	1,158
Tarina Nixon, 2005-09.....	1,150
Tatiana Conceicao, 2004-06.....	1,073
Olivia Hackmann, 2012-17.....	1,065

*Scored 923 points during Southeast's Division II days. Scored 448 in lone DI season.



Gray C. Harris tallied 2,176 points at Southeast, the only player to score over 2,000 career points in the Division I era.



Lori Chase scored 1,501 career points, second most in Southeast's Division I era.



Tatiana Conceicao scored 1,073 points in only two seasons at Southeast.

<u>Year</u>	<u>Head Coach</u>	<u>Record</u>	<u>Conf. Record</u>	<u>Conf. Tournament</u>	<u>Postseason</u>
1975-76	Donna Enslow	0-10	-	-	-
1976-77	Amy Spence	2-18	-	-	-
1977-78	Amy Spence	6-20	-	-	-
1978-79	Amy Spence	11-15	-	-	-
1979-80	Amy Spence	8-16	-	-	-
1980-81	Angela Beck	9-15	-	-	-
1981-82	Angela Beck	23-11	-	-	-
1982-83	Angela Beck	21-8	10-2 MIAA/2nd	1st Round	NCAA 2nd Round
1983-84	Ed Arnzen	23-6	10-2 MIAA/t-1st	Finals	NCAA 2nd Round
1984-85	Ed Arnzen	18-10	7-5 MIAA/3rd	Finals	NCAA 2nd Round
1985-86	Ed Arnzen	25-6	11-1 MIAA/t-1st	Finals	NCAA 2nd Round
1986-87	Ed Arnzen	26-4	13-1 MIAA/1st	Champions	NCAA 1st Round
1987-88	Ed Arnzen	26-4	13-1 MIAA/t-1st	Finals	NCAA 1st Round
1988-89	Ed Arnzen	23-7	12-2 MIAA/2nd	Finals	NCAA 1st Round
1989-90	Ed Arnzen	24-6	14-2 MIAA/t-1st/1st South	Finals	NCAA 1st Round
1990-91	Ed Arnzen	31-4	14-2 MIAA/2nd	Champions	NCAA Finals
1991-92	Ed Arnzen	16-12	7-7 OVC/4th	1st Round	-
1992-93	Ed Arnzen	13-13	8-8 OVC/t-5th	Did not qualify	2nd NIT
1993-94	Ed Arnzen	16-11	9-7 OVC/5th	1st Round	5th NIT
1994-95	Ed Arnzen	12-15	4-12 OVC/7th	1st Round	3rd NIT
1995-96	Ed Arnzen	14-13	9-7 OVC/3rd	1st Round	3rd NIT
1996-97	Ed Arnzen	5-21	3-15 OVC/10th	Did not qualify	2nd NIT
1997-98	Ed Arnzen	8-19	5-13 OVC/8th	1st Round	-
1998-99	Ed Arnzen	19-9	13-5 OVC/4th	Semifinals	-
1999-00	Ed Arnzen	12-16^	7-11 OVC/7th	1st Round	-
2000-01	Ed Arnzen	14-13	9-7 OVC/4th	1st Round	-
2001-02	Ed Arnzen	16-12	8-8 OVC/5th	1st Round	-
2002-03	BJ Smith	19-11	11-5 OVC/2nd	Semifinals	-
2003-04	BJ Smith	16-13	10-6 OVC/4th	Semifinals	-
2004-05	BJ Smith	0-8*	0-2 OVC*	N/A*	-
2005-06	BJ Smith	0-9*	0-4 OVC*	N/A*	-
2006-07	John Ishee	24-8	16-4 OVC/1st	Champions	NCAA 1st Round
2007-08	John Ishee	23-9	17-3 OVC/1st	Finals	WNIT 1st Round
2008-09	John Ishee	15-15	10-8 OVC/t-5th	1st Round	-
2009-10	John Ishee	7-21	4-14 OVC/10th	Did not qualify	-
2010-11	John Ishee	8-21	4-14 OVC/9th	Did not qualify	-
2011-12	Ty Margenthaler	7-22	4-12 OVC/10th	Did not qualify	-
2012-13	Ty Margenthaler	11-18	5-11 OVC/t-9th	Did not qualify	-
2013-14	Ty Margenthaler	10-19	6-10 OVC/t-9th	Did not qualify	-
2014-15	Ty Margenthaler	9-19	3-13 OVC/t-9th	Did not qualify	-
	Heather Ezell [§]	1-0	-	-	-
2015-16	Rekha Patterson	15-15	8-8 OVC/t-5th	1st Round	-
2016-17	Rekha Patterson	13-17	7-9 OVC/t-6th	1st Round	-
2017-2018	Rekha Patterson	14-17	9-9 OVC/t-6th	1st Round	-
43 years	8 Head Coaches	647-449			

ALL-TIME COACHING RECORDS

<u>Head Coach</u>	<u>Record</u>	<u>Years</u>
Donna Enslow	0-10	1
Amy Spence	27-69	4
Angela Beck	53-34	3
Ed Arnzen	340-202 (144-155 DI)	19
BJ Smith	35-41*	4
John Ishee	77-74	5
Ty Margenthaler	37-78	4
Rekha Patterson	42-49	3

History Notes:

Southeast moved to Division I prior to the 1991-92 season.

^ = One win came via opponent forfeit. Southeast picked up the win as a team, but Ed Arnzen's coaching record was 11-17 that season.

** = All wins in the 2004-05 and 2005-06 seasons were vacated due to NCAA sanctions.*

Southeast vacated OVC Tournament title and NCAA Tournament appearance in the 2005-06 season.

Records unavailable prior to 1975-76 season.

§ = Assistant coach Heather Ezell was credited with the 66-38 victory over Alabama A&M on Nov. 14, 2014 while serving as acting head coach.

Southeast

Year	G	Min	fg-fga	pct	3fg-3fga	pct	ft-fta	pct	Rebounding			pf-fo	ast	to	blk	stl	pts	avg
									off-def	tot	avg							
1991-92	28	5600	762-1847	.413	18-84	.214	339-503	.674	492-709	1201	42.9	498-7	425	453	94	254	1881	67.2
1992-93	26	5200	689-1702	.405	68-177	.384	307-431	.712	422-598	1020	39.2	483-9	389	395	51	299	1753	67.4
1993-94	27	5400	704-1675	.420	96-266	.361	425-643	.661	445-680	1125	41.7	485-8	348	421	27	234	1929	71.4
1994-95	27	5650	696-1667	.418	113-317	.356	358-538	.665	378-645	1023	37.9	498-12	417	462	48	256	1863	69.0
1995-96	27	5400	709-1653	.429	80-258	.310	457-684	.688	360-689	1049	38.9	486-11	408	482	70	228	1955	72.4
1996-97	26	5225	580-1486	.390	104-367	.283	301-471	.639	325-635	960	36.9	489-13	361	508	102	197	1565	60.2
1997-98	27	5550	598-1490	.401	119-386	.308	413-652	.633	348-661	1009	37.4	501-7	362	561	66	231	1728	64.0
1998-99	28	5650	726-1652	.439	164-468	.350	470-620	.758	342-730	1072	38.3	516-6	437	500	90	228	2086	74.5
1999-00	28	5675	681-1573	.433	145-394	.368	461-632	.729	349-672	1021	36.5	452-7	400	551	95	227	1968	70.3
2000-01	27	5450	674-1581	.426	99-308	.321	525-712	.737	371-644	1015	37.6	458-12	351	503	71	256	1972	73.0
2001-02	28	5650	753-1620	.465	111-308	.360	420-573	.733	332-713	1045	37.3	424-4	425	512	83	242	2037	72.8
2002-03	30	6075	800-1818	.440	193-628	.307	478-661	.723	375-736	1111	37.0	610-13	473	613	39	339	2271	75.7
2003-04	29	5850	722-1744	.414	202-642	.315	424-595	.713	350-705	1055	36.4	614-16	444	517	56	310	2070	71.4
2004-05	30	6075	792-1820	.435	227- 662	.343	403-505	.665	373-754	1127	37.6	630-18	484	545	99	346	2214	73.8
2005-06	31	6300	782-1835	.426	209-646	.324	428-639	.670	416-806	1222	39.4	601-14	432	533	61	272	2201	71.0
2006-07	32	6475	748-1853	.404	167-457	.365	485-709	.684	479-909	1388	43.4	517-9	404	495	124	215	2148	67.1
2007-08	32	6425	678-1793	.378	160-525	.305	469-669	.701	420-745	1165	36.4	508-9	346	437	83	331	1985	62.0
2008-09	30	6025	609-1649	.369	165-534	.309	419-602	.696	371-722	1093	36.4	474-5	336	486	58	294	1802	60.1
2009-10	28	5600	518-1539	.337	139-514	.270	320-464	.690	335-666	1001	35.8	505-14	293	528	64	195	1495	53.4
2010-11	29	5800	515-1490	.346	154-555	.277	308-439	.702	271-683	954	32.9	520-8	311	566	87	200	1492	51.4
2011-12	29	5825	534-1564	.341	99-434	.228	356-524	.679	348-738	1086	37.4	480-10	313	525	65	171	1523	52.5
2012-13	29	5800	629-1671	.376	162-556	.291	302-416	.726	313-805	1118	38.6	463-12	400	469	74	170	1722	59.4
2013-14	29	5800	647-1703	.380	136-472	.288	410-606	.677	372-767	1139	39.3	618-11	346	460	59	163	1840	63.4
2014-15	29	5824	662-1734	.382	130-467	.278	301-497	.606	357-768	1125	38.8	539-9	327	443	86	228	1755	60.5
2015-16	30	6050	783-1923	.407	144-499	.289	413-590	.700	453-849	1302	43.4	558-10	427	493	95	240	2123	70.8
2016-17	30	6025	833-2009	.415	229-657	.349	322-459	.702	451-753	1204	40.1	565-15	479	433	79	217	2217	73.9
2017-18	31	6250	715-1724	.415	122-404	.302	396-593	.668	392-753	1145	36.9	640-12	372	566	110	297	1948	62.8

Division I school records in **bold**

Opponents


Year	G	Min	fg-fga	pct	3fg-3fga	pct	ft-fta	pct	Rebounding			pf	ast	to	blk	stl	pts	avg
									off-def	tot	avg							
1991-92	28	5600	673-1663	.405	128-394	.324	374-543	.687	393-673	1066	38.1	468	422	515	107	219	1847	66.0
1992-93	26	5200	619-1419	.436	123-469	.333	356-513	.694	317-660	977	37.6	422	412	521	76	201	1717	66.0
1993-94	27	5400	650-1615	.402	122-435	.280	340-504	.675	390-683	1073	39.7	545	358	496	67	192	1762	65.3
1994-95	27	5650	696-1667	.425	148-448	.330	399-547	.729	355-686	1041	38.6	490	448	482	55	243	1903	70.5
1995-96	27	5400	745-1723	.432	151-434	.348	344-536	.642	412-708	1120	41.5	522	443	503	N/A	202	1985	73.5
1996-97	26	5225	666-1603	.415	139-403	.345	411-570	.721	396-689	1085	41.7	456	404	419	67	259	1882	72.4
1997-98	27	5550	734-1683	.436	135-381	.354	386-540	.681	386-681	1067	39.5	552	469	480	81	293	1971	73.0
1998-99	28	5650	682-1737	.393	126-420	.300	383-548	.699	422-676	1098	39.2	557	395	536	69	240	1873	66.9
1999-00	28	5675	762-1755	.434	161-432	.372	324-460	.704	385-648	1033	36.9	561	453	518	90	260	2009	71.8
2000-01	27	5450	683-1563	.437	128-360	.356	365-514	.710	299-630	929	34.4	553	391	536	65	232	1859	68.9
2001-02	28	5650	717-1716	.418	153-418	.366	320-444	.721	333-629	962	34.4	501	375	506	77	238	1907	68.1
2002-03	30	6075	746-1708	.473	96-301	.319	477-678	.704	343-742	1085	36.2	579	428	687	76	271	2065	68.8
2003-04	29	5850	674-1568	.430	99-323	.307	473-685	.691	312-756	1068	36.8	525	341	605	59	253	1920	66.2
2004-05	30	6075	618-1572	.393	110-334	.329	499-736	.678	300-735	1035	34.5	526	326	673	67	268	1845	61.5
2005-06	31	6300	782-1835	.399	121-381	.318	502-707	.710	309-751	1060	34.2	583	313	559	92	215	1969	63.5
2006-07	32	6475	690-1876	.368	163-547	.298	428-584	.733	357-741	1098	34.3	594	349	440	75	234	1971	61.6
2007-08	32	6475	637-1626	.392	170-545	.312	364-521	.699	331-821	1152	36.0	557	400	593	112	191	1808	56.5
2008-09	30	6025	645-1586	.407	149-521	.291	325-511	.626	331-761	1092	36.4	553	371	565	92	230	1764	58.8
2009-10	28	5600	615-1520	.405	184-571	.322	410-588	.697	351-769	1120	40.0	505	397	500	89	245	1824	65.1
2010-11	29	5800	638-1628	.392	185-597	.310	428-604	.709	405-776	1181	40.7	485	439	494	99	301	1889	65.1
2011-12	29	5825	665-1676	.397	154-498	.309	377-542	.696	363-778	1141	39.3	489	353	415	88	241	1861	64.2
2012-13	29	5800	666-1765	.377	149-508	.293	359-518	.693	382-797	1179	40.7	434	353	411	96	230	1840	63.4
2013-14	29	5800	680-1667	.408	144-455	.316	513-683	.751	311-798	1109	38.2	559	368	398	103	191	2017	69.6
2014-15	29	5824	715-1729	.414	124-422	.294	348-527	.660	350-832	1182	40.8	492	360	439	87	189	1902	65.6
2015-16	30	6050	756-1903	.397	207-601	.344	388-561	.692	366-778	1144	38.1	537	403	451	78	219	2107	70.2
2016-17	30	6025	780-1865	.418	194-583	.333	395-552	.716	389-787	1176	39.2	480	438	462	96	212	2149	71.6
2017-18	31	6250	647-1677	.386	182-577	.315	458-657	.697	371-714	1085	36.9	554	380	563	74	275	1934	62.4

Points

Year	Player	Pts	Avg
1991-92	Renee Rogliardi	448	16.0
1992-93	Gray C. Harris	342	13.2
1993-94	Gray C. Harris	491	18.2
1994-95	Gray C. Harris	630	24.2
1995-96	Gray C. Harris	713	26.4
1996-97	Jamie Koester	305	15.3
1997-98	Jamie Koester	330	12.2
1998-99	Paula Corder-King	411	14.7
1999-00	Paula Corder-King	418	15.5
2000-01	Lori Chase	397	14.7
2001-02	Lori Chase	463	16.5
2002-03	Kenja White	418	13.9
2003-04	Kenja White	332	11.4
2004-05	Tatiana Conceicao	527	17.6
2005-06	Tatiana Conceicao	601	19.4
2006-07	Sonya Daugherty	425	14.2
2007-08	Missy Whitney	399	14.3
2008-09	Sonya Daugherty	345	12.3
2009-10	Katie Norman	202	7.2
2010-11	Katie Norman	257	8.9
	Brittany Harriel	257	8.9
2011-12	Brittany Harriel	296	10.2
2012-13	Bailie Roberts	320	11.0
2013-14	Patricia Mack	286	9.9
2014-15	Jasmine Robinson	354	12.2
2015-16	Bri Mitchell	365	13.5
2016-17	Bri Mitchell	480	16.0
2017-18	Tesia Thompson	398	12.8

Scoring Average

Year	Player	Pts	Avg
1991-92	Renee Rogliardi	448	16.0
1992-93	Gray C. Harris	342	13.2
1993-94	Gray C. Harris	491	18.2
1994-95	Gray C. Harris	630	24.2
1995-96	Gray C. Harris	713	26.4
1996-97	Jamie Koester	305	15.3
1997-98	Jamie Koester	330	12.2
1998-99	Paula Corder-King	411	14.7
1999-00	Paula Corder-King	418	15.5
2000-01	Lori Chase	397	14.7
2001-02	Lori Chase	463	16.5
2002-03	Kenja White	418	13.9
2003-04	Kenja White	332	11.4
2004-05	Tatiana Conceicao	527	17.6
2005-06	Tatiana Conceicao	601	19.4
2006-07	Sonya Daugherty	425	14.2
2007-08	Missy Whitney	399	14.3
2008-09	Tarina Nixon	340	12.6
2009-10	Bailie Roberts	198	9.0



Gray C. Harris led Southeast in scoring and rebounding in all four of her seasons on campus.

2010-11	Katie Norman/		
	Brittany Harriel	257	8.9
2011-12	Brittany Harriel	296	10.2
2012-13	Bailie Roberts	320	11.0
2013-14	Patricia Mack	286	9.9
2014-15	Jasmine Robinson	354	12.2
2015-16	Olivia Hackmann	148	16.4
2016-17	Bri Mitchell	480	16.0
2017-18	Tesia Thompson	398	12.8

Rebounds

Year	Player	Reb	Avg
1991-92	Renee Rogliardi	251	9.0
1992-93	Gray C. Harris	230	8.8
1993-94	Gray C. Harris	290	10.7
1994-95	Gray C. Harris	239	9.2
1995-96	Gray C. Harris	241	8.9
1996-97	Kim Palmer	191	7.3
1997-98	Jamie Koester	234	8.7
1998-99	Pam Iversen	218	7.8
1999-00	Pam Iversen	148	7.8
2000-01	Pam Iversen	197	7.3
2001-02	Pam Iversen	207	7.4
2002-03	Lori Chase	179	6.0
2003-04	Chandra Brown	184	6.3
2004-05	Chandra Brown	216	7.2
2005-06	Tatiana Conceicao	219	7.1
2006-07	Lachelle Lyles	527	17.0
2007-08	Missy Whitney	207	7.4

2008-09	Crysta Glenn	243	8.1
2009-10	Lesley Adams	150	5.4
2010-11	Brittany Harriel	194	6.7
2011-12	Brittany Harriel	201	6.9
2012-13	Patricia Mack	270	9.3
2013-14	Patricia Mack	300	10.3
2014-15	Connor King	237	8.2
2015-16	Deja Jones	194	6.5
2016-17	Adrianna Murphy	163	5.4
	Deja Jones	163	6.0
2017-18	Deja Jones	172	5.7

Rebounding Average

Year	Player	Reb	Avg
1991-92	Renee Rogliardi	251	9.0
1992-93	Gray C. Harris	230	8.8
1993-94	Gray C. Harris	290	10.7
1994-95	Gray C. Harris	239	9.2
1995-96	Gray C. Harris	241	8.9
1996-97	Jamie Koester	148	7.4
1997-98	Jamie Koester	234	8.7
1998-99	Pam Iversen	218	7.8
1999-00	Pam Iversen	148	7.8
2000-01	Pam Iversen	197	7.3
2001-02	Pam Iversen	207	7.4
2002-03	Lori Chase	179	6.0
2003-04	Chandra Brown	184	6.3
2004-05	Chandra Brown	216	7.2
2005-06	Tatiana Conceicao	219	7.1
2006-07	Lachelle Lyles	527	17.0
2007-08	Missy Whitney	207	7.4
2008-09	Crysta Glenn	243	8.1
2009-10	Lesley Adams/	150	5.4
	Patricia Mack	145	5.4
2010-11	Brittany Harriel	194	6.7
2011-12	Brittany Harriel	201	6.9
2012-13	Patricia Mack	270	9.3
2013-14	Patricia Mack	300	10.3
2014-15	Connor King	237	8.2
2015-16	Erin Bollmann	193	6.7
2016-17	Olivia Hackmann	122	6.4
2017-18	Deja Jones	172	5.7

Assists

Year	Player	Ast	Avg
1991-92	Erica Musgrow	124	4.4
1992-93	Erica Musgrow	100	3.8
1993-94	Tonia Harris	111	4.1
1994-95	Julie Meier	89	3.6
1995-96	Dawn Massani	132	5.3
1996-97	Sarah Frazier	51	2.0
1997-98	Moneik Campbell	86	3.4

1998-99	Rusty Sowers	69	2.5
1999-00	Moneik Campbell	91	3.4
2000-01	Christine Rathke	71	2.6
2001-02	LaShelle Porter	95	3.4
2002-03	Sarah Costello	97	3.9
2003-04	Sarah Costello	144	5.0
2004-05	Wanika Owsley	100	3.3
2005-06	Wanika Owsley	98	3.2
2006-07	Tarina Nixon	103	3.2
2007-08	Tarina Nixon	86	2.8
2008-09	Sonya Daugherty	88	3.1
2009-10	Bianca Beck	77	2.8
2010-11	Jasmine Davis	49	1.9
2011-12	Bianca Beck	102	3.5
2012-13	Jordan Hunter	115	4.0
2013-14	Jordan Hunter	99	3.4
2014-15	Brianna Mitchell	73	2.5
2015-16	Adrianna Murphy	144	4.8
2016-17	Adrianna Murphy	174	5.8
2017-18	Adrianna Murphy	168	5.4

Steals

Year	Player	Stl	Avg
1991-92	Renee Rogliardi	55	2.0
1992-93	Gray C. Harris	68	2.6
1993-94	Gray C. Harris	54	2.0
1994-95	Gray C. Harris	69	2.7
1995-96	Gray C. Harris	69	2.6
1996-97	Jamie Koester	39	2.0
1997-98	Jamie Koester	49	1.8
1998-99	Moneik Campbell	53	2.0
1999-00	Moneik Campbell	42	1.6
2000-01	LaShelle Porter	60	2.2
2001-02	Veronica Benson	50	1.8
2002-03	Sarah Costello	69	2.8
2003-04	Kenja White	48	1.7
2004-05	Tatiana Conceicao	73	2.4
2005-06	Katrisha Dunn	54	1.7
2006-07	Tarina Nixon	52	1.7
2007-08	Tarina Nixon	59	1.9
2008-09	Lauren Sharpe	60	2.1
2009-10	Bianca Beck	30	1.1
2010-11	Bianca Beck	39	1.3
2011-12	Bianca Beck	35	1.2
2012-13	Jordan Hunter	34	1.2
2013-14	Patricia Mack	27	0.9
2014-15	Erin Bollmann	54	1.9
2015-16	Adrianna Murphy	59	1.9
2016-17	Adrianna Murphy	65	2.2
2017-18	Adrianna Murphy	88	2.8



Tatiana Conceicao set Southeast's Division I record with 73 steals in the 2004-05 season.

Blocked Shots

Year	Player	Blk	Avg
1991-92	Renee Rogliardi	37	1.3
1992-93	Julie Meier	15	0.6
	Dawn Westman	15	0.6
1993-94	Alison Morris	10	0.5
1994-95	Kim Palmer	23	0.9
1995-96	Kim Palmer	35	1.3
1996-97	Kim Palmer	33	1.3
1997-98	Jamie Koester	35	1.3
1998-99	Pam Iversen	33	1.2
1999-00	Allison Iversen	39	1.4
2000-01	Pam Iversen	18	0.7
2001-02	Pam Iversen	46	1.6
2002-03	Kenja White	7	0.2
2003-04	Chandra Brown	26	0.9
2004-05	Chandra Brown	49	1.6
2005-06	Tatiana Conceicao	17	0.5
2006-07	Missy Whitney	45	1.4
2007-08	Missy Whitney	40	1.4
2008-09	Lauren Sharpe	13	0.5
2009-10	Katie Norman	15	0.5
2010-11	Courtney Shiffer	36	1.2
2011-12	Courtney Shiffer	21	0.7
2012-13	Courtney Shiffer	16	0.7
2013-14	Kara Wright	12	0.4
2014-15	Olivia Hackmann	23	0.8
2015-16	Connor King	25	0.8
2016-17	Mandy Madden	33	1.1
2017-18	LaTrese Saine	44	1.4

Field Goals Made

Year	Player	FG	Avg
1991-92	Renee Rogliardi	181	6.5
1992-93	Julie Meier	129	5.0
1993-94	Gray C. Harris	167	6.2
1994-95	Gray C. Harris	231	8.9
1995-96	Gray C. Harris	255	9.4
1996-97	Kim Palmer	131	5.0
1997-98	Jamie Koester	120	4.4
1998-99	Pam Iversen	130	4.6
1999-00	Paula Corder-King	145	5.4
2000-01	Veronica Benson	131	4.9
2001-02	Pam Iversen/ Veronica Benson	148	5.3
2002-03	Carina Souza	147	4.9
2003-04	Chandra Brown	119	4.1
2004-05	Tatiana Conceicao	184	6.1
2005-06	Tatiana Conceicao	199	6.4
2006-07	Sonya Daugherty	150	5.0
2007-08	Sonya Daugherty	129	4.2
2008-09	Sonya Daugherty	118	4.2
2009-10	Bailie Roberts/ Katie Norman	73	3.3
		73	2.6
2010-11	Brittany Harriel	94	3.2
2011-12	Brittany Harriel/ Bailie Roberts	115	4.0
2012-13	Bailie Roberts	119	4.1
2013-14	Olivia Hackmann	111	3.8
2014-15	Jasmine Robinson	129	4.4
2015-16	Erin Bollmann	145	5.0
2016-17	Bri Mitchell	179	6.0
2017-18	Tesia Thompson	137	4.4

Field Goal% (Minimum 75 Made)

Year	Player	FG% (FG-ATT)
1991-92	Alison Morris	52.3% (78-149)
1992-93	Roberta Granderson	44.5% (98-220)
1993-94	Gray C. Harris	49.4% (167-338)
1994-95	Gray C. Harris	52.6% (231-439)
1995-96	Kim Palmer	48.2% (105-218)
1996-97	Kim Palmer	47.5% (131-276)
1997-98	Tajuana White	53.1% (102-192)
1998-99	Pam Iversen/ Tajuana White	51.6% (130-252)
		51.6% (97-188)
1999-00	Pam Iversen	52.1% (100-192)
2000-01	Pam Iversen	60.2% (100-166)
2001-02	Pam Iversen	56.9% (148-260)
2002-03	Carina Souza	53.1% (147-277)
2003-04	Chandra Brown	50.4% (119-236)
2004-05	Chandra Brown	52.0% (103-198)
2005-06	Tatiana Conceicao	48.4% (199-411)
2006-07	Lachelle Lyles	44.0% (88-200)

2007-08	Missy Whitney	42.4% (120-283)
2008-09	Lauren Sharpe	42.9% (79-184)
2009-10	N/A	
2010-11	Brittany Harriel	42.0% (94-224)
2011-12	Brittany Harriel	46.0% (115-250)
2012-13	Kara Wright	45.5% (92-202)
2013-14	Patricia Mack	40.2% (100-249)
2014-15	Erin Bollmann	47.9% (114-238)
2015-16	Deja Jones	67.2% (88-131)
2016-17	Deja Jones	59.7%(83-139)
2017-18	Deja Jones	68.1%(109-160)

Three-Pointers Made

Year	Player	3FG	Avg
1991-92	Julie Meier	8	0.3
1992-93	Julie Meier	52	2.0
1993-94	Julie Meier	68	2.5
1994-95	Julie Meier	49	2.0
1995-96	Sarah Miller	41	1.6
1996-97	Jamie Koester	26	1.3
1997-98	Rusty Sowers	51	2.0
1998-99	Rusty Sowers	59	2.1
1999-00	Paula Corder-King	59	2.2
2000-01	Tiffany Melis	34	1.3
2001-02	Lori Chase	30	1.1
2002-03	Yashika Sidbury	51	1.7
2003-04	Sami Jo Cotton	67	2.3
2004-05	Natalie Purcell	55	1.8
2005-06	Natalie Purcell	68	2.2
2006-07	Tarina Nixon	56	1.8
2007-08	Tarina Nixon	36	1.2
2008-09	Tarina Nixon	47	1.7
2009-10	Shelah Fields	28	1.2
2010-11	Katie Norman	31	1.1
2011-12	Allyson Bradshaw/ Karley Evans	34	1.2
2012-13	Allyson Bradshaw	48	1.8
2013-14	Allyson Bradshaw	42	1.4
2014-15	Allyson Bradshaw	39	1.4
2015-16	Hannah Noe	41	1.4
2016-17	Hannah Noe	69	2.4
2017-18	Ashton Luttrull	57	1.8

Three-Point% (Minimum 30 Made)

Year	Player	3FG% (3FG-ATT)
1991-92	N/A	
1992-93	Julie Meier	45.6% (52-114)
1993-94	Julie Meier	46.3% (68-147)
1994-95	Julie Meier	44.1% (49-111)
1995-96	Sarah Miller	36.0% (41-114)
1996-97	N/A	
1997-98	Rusty Sowers	36.2% (51-141)



Paula Corder-King made an amazing 111-of-118 free throws in the 1998-99 season, best

1998-99	Paula Corder-King	43.1% (56-130)
1999-00	Kristy Roherty	46.2% (42-91)
2000-01	Tiffany Melis	35.1% (34-97)
2001-02	Lori Chase	38.0% (30-79)
2002-03	Yashika Sidbury	35.4% (51-144)
2003-04	Sami Jo Cotton	36.8% (67-182)
2004-05	Brandi Russia	38.9% (51-131)
2005-06	Tarina Nixon	40.5% (30-74)
2006-07	Tarina Nixon	40.9% (56-137)
2007-08	Tarina Nixon	31.0% (36-116)
2008-09	Tarina Nixon	37.3% (47-126)
2009-10	N/A	
2010-11	Katie Norman	27.2% (31-114)
2011-12	Allyson Bradshaw	29.1% (34-117)
2012-13	Allyson Bradshaw	33.3% (48-144)
2013-14	Allyson Bradshaw	32.3% (42-130)
2014-15	Allyson Bradshaw	30.0% (39-130)
2015-16	Hannah Noe	28.7% (41-143)
2016-17	Lakyn Gulley	41.5% (39-94)
2017-18	Kaley Leyhue	30.8%(37-120)

Free Throws Made


Year	Player	FT	Avg
1991-92	Renee Rogliardi	85	3.0
1992-93	Gray C. Harris	86	3.3
1993-94	Gray C. Harris	156	5.8
1994-95	Gray C. Harris	167	6.4
1995-96	Gray C. Harris	202	7.5
1996-97	Dana Hawkins	68	2.7

1997-98	Moneik Campbell	72	2.9
1998-99	Paula Corder-King	111	4.0
1999-00	Lori Chase	95	3.4
2000-01	Lori Chase	181	6.7
2001-02	Lori Chase	151	5.4
2002-03	Lori Chase	127	4.2
2003-04	Sarah Costello	76	2.6
2004-05	Tatiana Conceicao	148	4.9
2005-06	Tatiana Conceicao	171	5.5
2006-07	Missy Whitney	135	4.2
2007-08	Missy Whitney	139	5.0
2008-09	Crysta Glenn	119	4.0
2009-10	Bianca Beck	62	2.2
2010-11	Courtney Shiffer	49	1.7
2011-12	Bianca Beck	86	3.0
2012-13	Jordan Hunter	60	2.1
2013-14	Patricia Mack	65	2.2
2014-15	Jasmine Robinson	86	3.0
2015-16	Bri Mitchell	104	3.9
2016-17	Bri Mitchell	103	3.4
2017-18	Tesia Thompson	118	3.8

Free Throw% (Minimum 50 Made)

Year	Player	FT% (FT-ATT)
1991-92	Renee Rogliardi	70.8% (85-120)
1992-93	Dawn Westman	78.1% (50-64)
1993-94	Julie Meier	85.2% (52-61)
1994-95	Gray C. Harris	68.2% (167-245)
1995-96	Gray C. Harris	73.2% (202-276)
1996-97	Dana Hawkins	74.7% (68-91)
1997-98	Dana Hawkins	68.2% (51-74)
1998-99	Paula Corder-King	94.1% (111-118)
1999-00	Paula Corder-King	93.2% (69-74)
2000-01	Lori Chase	85.0% (181-213)
2001-02	Lori Chase	80.3% (151-188)
2002-03	Yashika Sidbury	84.7% (50-59)
2003-04	Sarah Costello	73.8% (76-103)
2004-05	Tatiana Conceicao	70.5% (148-210)
2005-06	Tatiana Conceicao	75.3% (171-227)
2006-07	Missy Whitney	79.9% (135-169)
2007-08	Tarina Nixon	79.5% (70-88)
2008-09	Tarina Nixon	76.8% (73-95)
2009-10	Jasmine Davis	87.7% (57-65)
2010-11	N/A	
2011-12	Brittany Harriel	76.6% (59-77)
2012-13	Jordan Hunter	83.3% (60-72)
2013-14	Allyson Bradshaw	83.3% (50-60)
2014-15	Jasmine Robinson	55.5% (86-155)
2015-16	Imani Johnson	81.6% (71-87)
2016-17	Bri Mitchell	73.0% (103-141)
2017-18	Ashton Luttrull	92.6%(52-56)

YEAR BY YEAR



Donna Enlow

0-10 (.000) - 1 Season

1975-76 0-10

Southern Illinois	L, 20-70
Missouri	L, 44-95
Missouri State	L, 44-95
Forest Park	L, 43-47
Northwest Missouri	L, 21-116
Central Missouri	L, 16-107
UMSL	L, 31-71
Meramec	L, 61-66
Forest Park	L, 43-68
Northeast Missouri	L, 47-78



Amy Spence

26-69 (.274) - 4 Seasons

1976-77 2-18

Union	L, 30-113
Memphis State	L, 29-93
UT Martin	L, 47-66
Murray State	L, 47-105
Central Missouri	L, 42-105
Missouri	L, 39-97
UT Martin	L, 33-83
Northwest Missouri	L, 30-92
Memphis State	L, 24-109
Murray State	L, 38-63
UMSL	L, 34-70
Northeast Missouri	L, 39-56
Danville !	W, 42-40
Meramec !	L, 51-57
Lincoln	L, 52-58
Missouri State	L, 38-93
Forest Park	W, 64-47
Meramec	L, 55-79
Missouri	L, 55-89

! = Meramec Classic

1977-78 6-20

N10	Meramec	L*
N12	Union	L, 30-98
N18	at Saint Louis	L, 58-67
N19	Northwest Missouri	L, 44-90
N29	at Meramec	L*
D1	UT Martin	L, 35-74
D3	Missouri-Rolla	L, 41-99
D7	Southern Illinois	W, 42-36
D9	at Missouri-Rolla	L*
D10	at Central Missouri	L, 37-111
J9	Meramec	W*
J13	Christian Brothers	L, 50-57
J14	Northwestern (Tenn.)	L, 43-51
J16	Meramec	W*
J18	Lincoln	L, 54-56
J20	at SIU Edwardsville	L, 58-67
J24	at UT Martin	L, 47-67
J25	at Forest Park	W*
J28	Missouri State	L, 49-73
J31	at UMSL	W, 63-46
F1	at Northeast Missouri	L, 47-76
F3	at Forest Park	W*
F11	at Lincoln	L, 44-77
F14	at Forest Park	L, 49-55
F16	SIU Edwardsville	L, 53-59
F21	at Southern Illinois	L*

* = Game results not available

1978-79 11-15

N15	at William Woods	L, 62-85
N18	at Missouri State	L, 67-69
N24	Eastern Illinois #	L, 50-56
N25	Washburn #	W, 73-56
N26	Missouri Southern #	W, 73-66
N27	at Central Methodist	W, 82-48
N28	at Missouri	L, 36-101
D1	Missouri-Rolla	L, 49-58
D5	SIU Edwardsville	L, 61-62
D8	Central Missouri	L, 41-82
D9	Northwest Missouri	L, 41-75
D13	Saint Louis	L, 54-66
D20	Forest Park	W, 71-46
	William Woods	L, 50-78
	SIU Edwardsville	W, 53-50
	Meramec	W, 61-59
	UT Martin	L, 48-73
	McKendree	W, 85-36
	Belleville Area C.C.	L, 58-67
J23	UMSL	W, 67-58
J26	at Christian Brothers	W, 61-55
J27	at Southwestern	W, 65-39
F1	at Saint Louis	L, 49-73
F2	at Missouri-Rolla	L, 50-71
F13	Meramec	W, 61-59
F14	at Greenville	L, 57-63

= Woods Owl Classic

1979-80 8-16

N10	Arkansas State	L, 36-53
N13	at Lincoln	L, 53-61
N16	at Saint Louis	L, 57-79
N20	at Missouri-Rolla	L, 60-69
N23	Washburn \$	L, 58-73
N23	Tabor \$	W, 57-51
N24	Langston	L, 62-77
D1	at Christian Brothers	L, 93-103
D4	UT Martin	L, 61-64
D8	Southwestern (Tenn.)	W, 69-47
D8	SIU Edwardsville	W, 77-53
D29	Chicago State	W, 84-53
J7	Elmhurst %	W, 77-36
J8	State Francis %	L, 53-68
J12	at SIU Edwardsville	W, 59-57
J19	Lincoln	L, 59-60

J21	UMSL	W, 56-53
J24	at Washington	W, 63-30
J26	William Woods	L, 49-54
J28	Missouri-Rolla	L, 49-71
J30	at UMSL	L, 35-60
F1	Missouri State	L, 54-63
F6	at William Woods	L, 42-90
F8	Saint Louis	L, 61-78

\$ = Woods Owl Classic
% = Chicago Shootout



Angela Beck

53-34 (.609) - 3 Seasons

1980-81 9-15

N14	Lincoln	L, 70-82
N15	at Arkansas State	L, 65-94
N18	Missouri State	L, 69-84
N21	at Southern Illinois	L, 58-93
N22	SIU Edwardsville	W, 99-76
N24	Missouri-Rolla	W, 60-57
D5	at Northeast Missouri	L, 51-90
D6	William Woods	L, 53-71
D10	at ISU-Evansville	W, 86-75
J8	Carthage ^	W, 67-65
J9	SIU Edwardsville ^	L, 67-71
J17	McKendree	W, 93-55
J21	UMSL	W, 83-66
J24	at Christian Brothers	L, 73-79
J28	at Evansville	W, 70-68
J30	at Saint Louis	L, 54-71
F3	at William Woods	L, 51-62
F6	at Lincoln	L, 60-73
F9	Missouri-Rolla	L, 56-57
F13	at Evangel	L, 47-66
F18	at UMSL	L, 47-70
F20	at MacMurray	W, 92-49
F21	at Illinois College	W, 84-47
M2	William Woods	L, 56-58

^ = NIU Tourn. (DeKalb, Ill.)

1981-82 23-11

N19	Christian Brothers	W, 64-60
N21	SIU Edwardsville	W, 75-71
N24	William Woods	W, 76-51
N27	Belmont*	L, 65-66
N28	Missouri-Rolla*	W, 83-68
N29	UMSL*	L, 69-72
N30	Saint Louis	W, 69-63
D1	at Lincoln	W, 78-39
D4	at Missouri-Rolla	W, 73-64
D6	Southern Illinois	L, 55-68
D9	at UMSL	W, 80-63
D11	at Missouri Southern	W, 75-70
J14	Carthage #	W, 75-56
J15	Northern Illinois #	L, 44-91
J16	North Central #	L, 60-77
J18	at William Woods	W, 64-44
J20	Lincoln	W, 82-59

J22	Eastern Illinois \$	L, 66-81
J23	Wright State \$	W, 90-55
J29	Missouri State	W, 84-68
F2	Northeast Missouri	W, 82-55
F3	UMSL	W, 70-63
F6	at Christian Brothers	L, 63-68
F10	at Northwest Missouri	L, 60-85
F12	Evangel	W, 76-48
F13	Missouri-Rolla	W, 84-62
F16	Evansville	W, 101-65
F18	ISU-Evansville	W, 97-65
F23	McKendree	W, 77-58
F25	UMSL	W, 56-45
F26	Northeast Missouri	L, 70-72

AIAW Division II Tournament

M10	Morehead State	W, 60-46
M11	North Dakota State	L, 70-85
M12	Northern Iowa	L, 56-59

* = UMSL Tourn. (State Louis, Mo.)

= NIU Tourn. (DeKalb, Ill.)

\$ = EIU Tourn. (Charleston, Ill.)

1982-83 21-8, 10-2 MIAA

N27	Stetson @	W, 78-51
N28	UT Martin @	L, 72-82 (ot)
N30	Christian Brothers	W, 60-57
D4	Kentucky Wesleyan	W, 75-51
D8	at Evansville	L, 58-63
D11	at Mississippi State	L, 44-77
D28	Milikin #	W, 88-59
D29	Augustana #	W, 86-70
D31	Florida Int'l #	W, 81-67
J2	Western Illinois #	W, 76-64
J7	SIU Edwardsville	W, 78-60
J8	at Christian Brothers	L, 58-69
J12	at UMSL	W, 74-61
J15	Northeast Missouri	W, 74-67
J19	at ISU-Evansville	W, 77-46
J22	Central Missouri	L, 85-93
J26	at Missouri-Rolla	W, 87-54
J28	Saint Louis	W, 77-45
J29	Lincoln	W, 81-66
F2	Northwest Missouri	W, 87-59
F5	Northeast Missouri	W, 75-66
F12	at Central Missouri	L, 46-70
F16	Missouri-Rolla	W, 80-44
F19	at Lincoln	W, 68-60
F23	at Northwest Missouri	W, 77-59
F26	UMSL	W, 96-60

MIAA Tournament

F23	Northwest Missouri	L, 64-66
-----	--------------------	----------

NCAA Division II Tournament

M1	Abilene Christian	Won by forfeit
M3	Central Missouri	L, 50-71

@ = UTM Tourn. (Martin, Tenn.)

= Miami Dial Classic

RESULTS



Ed Arnzen

340-202 (627) - 19 Seasons

1983-84

23-6, 10-2 MIAA

N25	Morningside !	W, 71-60
N26	State Cloud State !	W, 69-57
N27	Northwest Missouri !	L, 71-93
N30	Arkansas State	W, 82-74
D6	Union	W, 79-76
D8	at Kentucky Wesleyan	W, 67-49
D10	at SIU Edwardsville	W, 76-52
J4	UIC*	W, 74-61
J5	Nebraska-Omaha*	W, 66-60
J7	Florida International*	W, 74-61
J9	at Arkansas State	L, 56-66
J11	UMSL	W, 90-61
J14	at Northwest Missouri	W, 83-66
J17	ISU-Evansville	W, 88-62
J21	at Central Missouri	W, 80-64
J25	Missouri-Rolla	W, 78-41
J28	at Lincoln	W, 85-68
F1	at Northwest Missouri	L, 81-87
F4	Northeast Missouri	W, 80-50
F8	Evansville	W, 87-64
F11	Central Missouri	L, 82-83
F15	at Missouri-Rolla	W, 90-63
F18	Lincoln	W, 78-58
F22	Northwest Missouri	W, 87-67
F25	at UMSL	W, 83-66

MIAA Tournament

M1	Northwest Missouri	W, 99-77
M3	Central Missouri	L, 65-88

1984-85

18-10, 7-5 MIAA

N26	at ISU-Evansville	W, 68-44
D1	at Eastern Kentucky	L, 64-70
D3	Arkansas State	W, 81-68
D4	at Murray State	L, 64-74
D7	at UT Martin	W, 85-73
D10	McKendree	W, 85-50
D14	SIU Edwardsville	W, 72-58
J2	at State Mary's	W, 75-65
J3	Sul Ross !	W, 69-55
J4	Tarleton !	W, 67-61
J9	Missouri-Rolla	W, 89-41
J12	at Northwest Missouri	L, 74-83
J16	Murray State	L, 64-66
J19	Central Missouri	L, 62-68
J23	UMSL	W, 69-59
J26	Northeast Missouri	W, 87-65
J28	at Union	L, 67-79
J30	at Lincoln	L, 54-67
F2	at Missouri-Rolla	L, 69-72
F6	UT Martin	W, 71-57
F9	Northwest Missouri	W, 68-58
F13	at UMSL	W, 69-64
F16	at Central Missouri	L, 71-84
F18	at SIU Edwardsville	W, 52-46
F20	Lincoln	W, 64-56
F23	at Northwest Missouri	W, 77-75

MIAA Tournament

F27	Northwest Missouri	W, 66-63
M1	Central Missouri	L, 67-72

! = Nebraska-Omaha Tournament (Omaha, Neb.)

1985-86

25-6, 11-1 MIAA

N23	at Rust	L, 58-61
N25	UT Martin	W, 79-68
N29	Morningside #	W, 97-64
N30	Nebraska-Omaha #	W, 70-52
D4	SIU Edwardsville	W, 80-48
D7	Kentucky Wesleyan	W, 93-39
D9	at Millikin	W, 93-67
D10	Southern Indiana	W, 106-41
D12	at UT Martin	W, 71-59
J2	at SE Louisiana	W, 68-61
J3	at SW Louisiana	L, 70-72
J4	at Southern	L, 74-75
J8	at Missouri-Rolla	W, 87-69
J11	Northwest Missouri	W, 88-62
J15	Rust	W, 93-51
J18	at Central Missouri	L, 78-96
J22	at UMSL	W, 70-66
J25	at Northeast Missouri	W, 65-53
J29	Lincoln	W, 92-46
F1	Missouri-Rolla	W, 90-41
F3	at Arkansas State	W, 83-73
F5	at SIU Edwardsville	W, 71-54
F8	at Northwest Missouri	W, 83-71
F12	UMSL	W, 84-56
F15	Central Missouri	W, 79-65
F19	at Lincoln	W, 90-70
F22	Northeast Missouri	W, 80-44

MIAA Tournament

F27	Lincoln	W, 96-75
M1	Central Missouri	L, 69-77

NCAA Division II Tournament

M8	Alaska-Anchorage	W, 80-65
M11	Central Missouri	L, 64-65

= Nebraska-Omaha Tour. (Omaha, Neb.)

1986-87

26-4, 13-1 MIAA

N22	at SIU Edwardsville	W, 55-50
N26	UT Martin	W, 78-59
N29	at Northeastern Illinois	W, 94-59
N30	National College of Education	W, 77-52
D5	Mississippi #	L, 63-72
D6	Alcorn State #	W, 73-49
D8	McKendree	W, 89-46
D9	David Lipscomb	W, 70-48
D13	at USI	W, 62-55
J2	at West Virginia Tech	W, 76-53
J3	at Central Arkansas	L, 64-65
J7	Missouri-Rolla	W, 73-72
J10	at Northwest Missouri	W, 78-66
J14	Southwest Baptist	W, 82-51
J17	Central Missouri	W, 70-65
J19	SIU Edwardsville	W, 83-55
J21	UMSL	W, 75-50
J24	Northeast Missouri	W, 83-38
J26	at UT Martin	W, 67-65
J28	at Lincoln	W, 87-48
J31	at Missouri-Rolla	W, 71-67
F3	at Southwest Baptist	W, 84-45
F7	Northwest Missouri	W, 67-51
F11	at UMSL	W, 72-55
F14	at Central Missouri	L, 51-72
F18	Lincoln	W, 72-49
F21	at Northeast Missouri	W, 67-51

MIAA Tournament

F26	Missouri-Rolla	W, 76-64
F28	Central Missouri	W, 78-55

NCAA Division II Tournament

M7	Central Missouri	L, 62-64
----	------------------	----------

= Ole Miss Dial Classic (Oxford, Miss.)

1987-88

26-4, 13-1 MIAA

N21	at Quincy	W, 91-72
N25	SIU Edwardsville	W, 77-55
N29	National College of Education	W, 99-30
D2	at UT Martin	W, 79-78
D5	Southern Indiana	W, 83-33
D8	Missouri Baptist	W, 106-57
D11	at Christian Bro.	W, 67-38
J5	at Colorado College	W, 74-66
J6	at Metropolitan State	W, 83-57
J8	at Colorado Christian	W, 79-29
J13	at Missouri-Rolla	W, 72-40
J16	at Northwest Missouri	W, 87-79
J20	Southwest Baptist	W, 84-71
J23	Central Missouri	W, 92-85 (ot)
J25	at SIU Edwardsville	L, 57-65
J27	at UMSL	W, 70-64 (ot)
J30	Northeast Missouri	W, 89-59
F1	Quincy	W, 88-56
F3	at Lincoln	W, 74-56
F6	Missouri-Rolla	W, 60-47
F9	at Southwest Baptist	W, 73-56
F11	Northwest Missouri	W, 100-64
F13	UT Martin	W, 73-66
F17	UMSL	W, 77-44
F20	at Central Missouri	L, 59-72
F24	Lincoln	W, 83-48
F27	at Northeast Missouri	W, 90-54

MIAA Tournament

M3	Northeast Missouri	W, 91-53
M5	Central Missouri	L, 68-80

NCAA Division II Tournament

West Texas State	L, 61-64
------------------	----------

1988-89

23-7, 12-2 MIAA

N19	at Delta State	L, 55-74
N21	at Southern Indiana	W, 90-75
N23	at Missouri Baptist	W, 97-50
N28	UT Martin	W, 81-51
D2	Mankato State #	W, 70-46
D3	Northern Kentucky #	L, 54-62
D5	Delta State	W, 65-69
D9	at SIU Edwardsville	L, 66-74
J2	at UT Martin	W, 72-68
J4	at Austin Peay	W, 72-58
J7	at David Lipscomb	W, 86-75
J11	Missouri-Rolla	W, 86-73
J14	Northwest Missouri	W, 71-67
J17	at Southwest Baptist	W, 67-57
J21	at Central Missouri	L, 78-84
J25	UMSL	W, 80-60
J28	at Northeast Missouri	W, 80-51
J30	SIU Edwardsville	W, 87-52
F1	Lincoln	W, 84-67
F4	at Missouri-Rolla	W, 63-54
F6	Quincy	W, 93-74
F8	Southwest Baptist	W, 76-47
F11	at Northwest Missouri	W, 76-59
F15	at UMSL	W, 76-52
F18	Central Missouri	L, 65-72
F22	at Lincoln	W, 92-70
F25	Northwest Missouri	W, 101-44

MIAA Tournament

M2	Missouri-Rolla	W, 68-53
M4	Central Missouri	L, 64-68

NCAA Division II Tournament

M10	West Texas State	L, 70-83
-----	------------------	----------

= Perkins NKU Classic (Highland Hts., Ky.)

1989-90

24-6, 14-2 MIAA

N17	Missouri Baptist	W, 94-65
N20	Quincy	W, 85-68
N25	at Southern Indiana	W, 93-75
N28	at Murray State	L, 68-72
D1	North Carolina Central \$	W, 61-48
D2	J.C. Smith \$	W, 78-43
D7	at Kentucky Wesleyan	L, 70-73
D9	Southern Indiana	W, 93-49
D30	Kentucky Wesleyan	W, 77-43
J4	Washburn	W, 78-57
J6	Northwest Missouri	L, 57-60
J8	at SIU Edwardsville	W, 91-72
J10	UMSL	W, 89-63
J13	at Central Missouri	L, 64-74
J17	Missouri Southern	W, 99-55
J20	at Missouri Western	W, 71-58
J24	Pittsburgh State	W, 88-46
J27	at Southwest Baptist	W, 69-59
J31	at UMSL	W, 87-53
F3	at Missouri-Rolla	W, 75-58
F5	SIU Edwardsville	W, 99-68
F7	at Missouri Southern	W, 80-62
F10	at Northwest Missouri	W, 98-74
F14	at Pittsburgh State	W, 86-63
F17	Southwest Baptist	W, 82-56
F21	Missouri-Rolla	W, 73-53
F24	Lincoln	W, 91-43

MIAA Tournament

M1	Northwest Missouri	W, 86-71
M3	Central Missouri	L, 60-72

NCAA Division II Tournament

M5	Central Missouri	L, 68-79
----	------------------	----------

\$ = J.C. Smith Tournament

1990-91

31-4, 14-2 MIAA

N16	Delta State	W, 90-73
N19	at Oral Roberts	W, 87-69
N26	Murray State	W, 76-56
N28	Oral Roberts	W, 100-61
N30	Indianapolis @	W, 73-57
D1	UT Martin @	W, 78-66
D4	at SIU Edwardsville	L, 57-58
D8	at Delta State	W, 74-73
D29	at Missouri Baptist	W, 86-54
J3	at Washburn	L, 56-60
J5	at Northwest Missouri	W, 65-53
J9	at UMSL	W, 91-67
J12	Central Missouri	L, 56-62
J16	at Missouri Southern	W, 64-51
J19	Missouri Western	W, 78-61
J21	SIU Edwardsville	W, 98-64
J23	at Pittsburgh State	W, 87-69
J26	Southwest Baptist	W, 72-39
J30	UMSL	W, 78-38
F2	Missouri-Rolla	W, 71-56
F4	Missouri Baptist	W, 94-44
F6	Missouri Southern	W, 68-60
F7	Northwest Missouri	W, 95-82
F13	Pittsburgh State	W, 101-49
F16	at SW Baptist	W, 74-58
F20	at Missouri-Rolla	W, 64-52
F23	at Lincoln	W, 81-44

MIAA Tournament

F26	Pittsburgh State	W, 81-74
F28	Washburn	W, 82-51
M2	Central Missouri	W, 85-83


NCAA Division II Tournament

M8	Central Missouri	W, 80-65
M9	West Texas State	W, 71-70
M15	Cal Poly Pomona	W, 82-52
M22	Norfolk State	W, 85-52
M23	North Dakota State	L, 74-81

@ = Othakian Shootout

1991-92			J22	Tennessee State*	W, 96-61	OVC Tournament			D5	at Tennessee State*	W, 63-48			
16-12, 7-7 OVC (Fourth)			J24	UT Martin*	W, 96-61	M2	Murray State	L, 56-73	D8	Oakland City	W, 81-53			
N22	Missouri	L, 57-68	J29	at Tennessee State*	L, 59-68	* = Ohio Valley Conference Game			D12	at Austin Peay*	W, 69-55			
N26	at Evansville	L, 63-65	J31	at Austin Peay*	W, 76-66	@ = Otahkian Shootout			J2	Eastern Kentucky*	W, 101-93 ^{OT}			
N29	at Northeastern Illinois	W, 62-47	F2	at Murray State*	W, 70-61	# = Dial Classic			J4	Morehead State*	W, 65-58			
N30	at Wisconsin-Milwaukee	W, 65-53	F5	Morehead State*	W, 72-54	1996-97			J7	at Middle Tennessee*	L, 75-82			
D3	at UMKC	L, 51-70	F7	Eastern Kentucky*	L, 67-83	5-21, 3-15 OVC (10th)			J9	at Tennessee Tech*	L, 64-82			
D10	at Saint Louis	W, 74-54	F12	at Tennessee Tech*	L, 53-71	N25	Christian Brothers	L, 57-73	J12	Austin Peay*	W, 76-56			
D12	Chicago State	W, 64-48	F14	at Middle Tennessee*	W, 68-64	N29	at Wisconsin-Milwaukee	L, 47-55	J14	Murray State*	W, 78-59			
D15	Alcorn State	W, 83-54	F19	Murray State*	W, 83-65	D2	Missouri	L, 65-103	J16	UT Martin*	W, 75-55			
D31	at Missouri	L, 50-58	F21	at UMKC	W, 84-64	D6	Tulsa @	W, 66-52	J21	at Belmont	L, 57-70			
J4	Austin Peay*	W, 79-72	F26	at UT Martin*	W, 84-76	D7	East Tennessee State @	L, 58-61	J23	at Eastern Illinois*	W, 75-64			
J6	Missouri Baptist	W, 81-42	F28	Austin Peay*	L, 69-78	D12	Troy State	L, 46-75	J25	at Eastern Kentucky*	L, 61-62			
J7	Texas-Pan American	W, 65-53	OVC Tournament			J2	Oakland City	W, 67-55	J30	at Morehead State*	W, 104-70			
J11	at Middle Tennessee*	L, 57-81	M5	Middle Tennessee	L, 70-71	J4	at Austin Peay*	L, 58-86	F2	Tennessee State*	W, 74-71			
J13	at Murray State*	W, 74-73	* = Ohio Valley Conference Game			J6	at Tennessee State*	L, 54-82	F4	Middle Tennessee*	W, 76-73			
J16	Wisconsin-Milwaukee	W, 85-74	1994-95			J9	UT Martin*	L, 53-66	F6	Tennessee Tech*	W, 74-70			
J18	Morehead State*	W, 85-84	12-15, 4-12 OVC (Seventh)			J11	Eastern Kentucky*	L, 55-71	F11	at Murray State*	L, 63-64			
J20	Eastern Kentucky*	L, 57-79	N25	SW Louisiana @	W, 73-60	J13	Morehead State*	W, 75-72	F13	at UT Martin*	L, 70-84			
J22	Quincy	W, 69-62	N26	UT Chattanooga@	W, 57-48	J15	at Oral Roberts	L, 50-74	F20	Eastern Illinois*	W, 101-86			
J25	at Tennessee Tech*	L, 58-83	N28	UMKC	W, 63-58	J18	at Middle Tennessee*	W, 74-73 ^{OT}	OVC Tournament					
J27	at Tennessee State*	L, 44-50	D3	at Saint Louis	L, 54-64	J20	at Tennessee Tech*	L, 68-75	F23	Murray State	W, 66-60			
F1	at Austin Peay*	W, 69-68	D7	Missouri	L, 58-69	J23	at Murray State*	L, 50-52	F27	Tennessee Tech	L, 62-73			
F8	Tennessee Tech*	L, 71-83	D10	at Cleveland State	W, 71-67	J25	Eastern Illinois*	L, 70-77	* = Ohio Valley Conference Game					
F10	Tennessee State*	W, 70-48	J4	at Oral Roberts	W, 74-55	F1	Tennessee State*	L, 70-84	@ = Chateau Charles Cowgirl Classic					
F15	at Eastern Kentucky*	L, 59-78	J7	Eastern Kentucky*	L, 79-86	F3	Austin Peay*	L, 60-77	1999-00					
F17	at Morehead State*	W, 70-69	J9	Morehead State*	W, 81-78	F6	Murray State*	W, 66-62	12-16, 7-11 OVC (Seventh)					
F22	Murray State*	W, 78-60	J11	Western Illinois	W, 75-58	F8	at Morehead State*	L, 68-83	N19	vs. Mississippi Valley State !	W, 77-42			
F24	Middle Tennessee*	L, 67-82	J14	at Tennessee Tech*	L, 49-73	F9	at Eastern Kentucky*	L, 44-81	N20	at Arkansas State !	L, 69-74			
OVC Tournament			J16	at Middle Tennessee*	L, 64-73	F15	Tennessee Tech*	L, 67-85	N23	UMKC	W, 70-71**			
M9	Tennessee Tech	L, 74-87	J18	Saint Louis	W, 89-69	F17	Middle Tennessee*	L, 63-78	N27	vs. Louisiana Tech #	L, 54-96			
* = Ohio Valley Conference Game			J21	at Tennessee State*	L, 51-88	F20	at UT Martin*	L, 60-61	N28	at UNLV #	L, 58-69			
1992-93			J23	at UT Martin*	W, 63-61	F22	at Eastern Illinois*	L, 54-89	D2	at Tennessee Tech	L, 61-65			
13-13, 8-8 OVC (t-Fifth)			J28	Tennessee State*	L, 61-68	* = Ohio Valley Conference Game			D4	at Middle Tennessee	L, 81-85 ^{OT}			
D1	Southern Indiana	L, 86-94	J30	Austin Peay*	W, 88-86	@ = Otahkian Shootout			D7	Oakland City	W, 83-72			
D4	at Chicago State	W, 69-58	F1	Murray State*	L, 77-80	1997-98			D10	Indiana State	L, 58-77			
D5	at Wisconsin-Milwaukee	L, 60-73	F4	at Morehead State*	W, 87-69	8-19, 5-13 OVC (t-Eighth)			J3	at Ark.-Little Rock	W, 80-78 ^{OT}			
D8	UMSL	W, 81-58	F5	at Eastern Kentucky*	L, 71-78	N15	Wisconsin-Milwaukee	L, 56-71	J6	Tennessee State*	W, 58-46			
D12	at Texas-Pan American	L, 54-56	F11	Middle Tennessee*	L, 67-78	N20	at Missouri	L, 53-76	J8	Austin Peay*	W, 74-72			
D30	at Saint Louis	W, 64-51	F13	Tennessee Tech*	L, 62-72	N25	Western Illinois	W, 70-68	J13	at UT Martin*	L, 65-71			
J7	Wisconsin-Milwaukee	L, 54-56	F18	at Murray State*	L, 64-65	N28	Nevada #	L, 52-69	J15	at Murray State*	L, 49-54			
J9	at Tennessee State*	L, 59-68	f20	Oral Roberts	W, 64-45	N29	Texas-El Paso #	L, 50-67	J18	Tennessee Tech*	L, 65-82			
J11	at Austin Peay*	W, 70-63	F25	UT Martin*	L, 89-91	D3	at Tulsa	L, 71-74	J22	Eastern Illinois*	W, 83-70			
J13	Northeast Illinois	W, 75-64	F27	at Austin Peay*	L, 73-82	D6	Austin Peay*	W, 77-76	J27	Morehead State*	W, 85-62			
J16	Murray State*	W, 70-67	OVC Tournament			D8	Tennessee State*	W, 74-65	J29	Eastern Kentucky*	W, 87-66			
J18	Saint Louis	W, 58-52	M4	Tennessee Tech	L, 59-82	D13	Oakland City	W, 65-47	F3	at Tennessee State*	L, 60-65			
J23	Morehead State*	W, 80-75	* = Ohio Valley Conference Game			J3	at Morehead State*	L, 95-98 ^{OT}	F5	at Austin Peay*	L, 71-95			
J25	Eastern Kentucky*	L, 60-66	@ = Otahekian Shootout			J5	at Eastern Kentucky*	L, 58-97	F8	Middle Tennessee*	L, 58-67			
J28	at UT Martin*	W, 69-50	1995-96			J10	Middle Tennessee*	L, 71-89	F10	UT Martin*	L, 64-74			
J30	Middle Tennessee*	L, 58-65	14-13, 9-7 OVC (Third)			J12	Tennessee Tech*	L, 60-66	F12	Murray State*	L, 55-66			
F1	Tennessee Tech*	L, 67-69	N24	Nicholls State @	W, 87-64	J14	at Tennessee State*	L, 39-73	F16	Belmont	W, 87-72			
F6	UMKC	L, 50-75	N25	UIC @	L, 45-59	J17	at Murray State*	W, 74-65	F19	at Eastern Illinois*	W, 89-75			
F8	at Murray State*	W, 86-72	D1	Washington State #	L, 50-89	J19	at UT Martin*	L, 58-80	F24	at Morehead State*	W, 82-76			
F13	at Morehead State*	W, 74-62	D2	Western Illinois #	W, 83-64	J24	Eastern Illinois*	W, 48-41	F26	at Eastern Kentucky*	L, 86-91 ^{OT}			
F15	at Eastern Kentucky*	L, 58-65	D9	at Missouri	L, 62-75	J31	Eastern Kentucky*	L, 77-86	OVC Tournament					
F20	Tennessee State*	L, 67-71	D30	at Troy State	L, 80-89	F2	Morehead State*	W, 82-74 ^{OT}	F29	Middle Tennessee	L, 57-76			
F22	Austin Peay*	W, 77-45	J2	Northeast Missouri	W, 79-55	F4	at Austin Peay*	L, 58-69	* = Ohio Valley Conference Game					
F24	UT Martin*	W, 80-56	J6	at Eastern Kentucky*	L, 73-79	F7	at Middle Tennessee*	L, 67-95	! = Arkansas State Lady Indian					
F27	at Middle Tennessee*	L, 65-75	J8	at Morehead State*	L, 83-95	F9	at Tennessee Tech*	L, 52-65	Invitational					
M1	Tennessee Tech*	L, 53-73	J11	UT Martin*	W, 86-68	F11	Belmont	W, 63-61	# = UNLV Lady Rebel Shootout					
* = Ohio Valley Conference Game			J13	at Middle Tennessee*	L, 64-78	F14	Murray State*	L, 65-66	** = UMKC played with ineligible players,					
1993-94			J15	at Austin Peay*	L, 60-81	F16	UT Martin*	L, 64-79	Southeast was given the win.					
16-11, 9-7 OVC (Fifth)			J20	Tennessee State*	W, 69-48	F21	at Eastern Illinois*	L, 54-72	2000-01					
N29	Cleveland State	W, 76-57	J22	Tennessee Tech*	W, 87-81	OVC Tournament			14-13, 9-7 OVC (Fourth)					
D1	Kentucky Wesleyan	W, 90-54	J25	at Western Illinois	L, 57-75	F24	at Eastern Kentucky	L, 75-92	N17	Missouri Baptist	W, 83-53			
D9	Oral Roberts	W, 68-44	F1	at Murray State*	L, 61-76	* = Ohio Valley Conference Game			N21	at UMKC	W, 65-48			
D11	at Missouri	L, 60-89	F3	Morehead State*	W, 84-79	# = Holiday Inn Classic			N25	vs. New Mexico State #	L, 58-67			
D28	at Western Illinois	L, 70-71	F5	Eastern Kentucky*	W, 90-82	1998-99			N26	vs. Eastern Washington #	L, 64-67			
D30	at Saint Louis	W, 59-44	F8	at UT Martin*	L, 84-86	19-9, 13-5 OVC (Fourth)			N29	Lipscomb	L, 60-61			
J3	Evansville	W, 88-61	F10	Austin Peay*	L, 50-64	N14	Christian Brothers	W, 94-51	D4	at Mississippi Valley State	L, 63-69 ^{OT}			
J5	at Oral Roberts	W, 64-54	F12	Middle Tennessee*	W, 82-81	N21	at Indiana State	L, 56-81	D6	Oakland City	W, 88-47			
J8	at Eastern Kentucky*	L, 58-74	F17	at Tennessee Tech*	W, 63-62	N24	Missouri	W, 90-71	D9	at Belmont	W, 81-72			
J10	at Morehead State*	L, 73-80	F19	at Tennessee State*	W, 71-68	N27	vs. Alcorn State @	L, 59-66	D30	Mississippi Valley State	W, 78-44			
J13	Saint Louis	L, 59-63	F22	Murray State*	W, 77-69	N28	vs. Texas-Pan American @	W, 77-53	J2	Arkansas-Little Rock	L, 55-76			
J15	Tennessee Tech*	W, 70-56	F24	Oral Roberts	W, 90-71	D3	Tulsa	W, 80-63	J4	at Tennessee State*	W, 82-80			
J17	Middle Tennessee*	L, 67-70	F26	Williams Baptist	W, 82-74							J6	at Austin Peay*	W, 87-80

J9 Tennessee Tech* L, 79-80
 J11 Murray State* W, 74-66
 J13 UT Martin* W, 79-66
 J20 at Eastern Illinois* W, 77-71
 J27 at Morehead State* W, 67-66
 J29 at Eastern Kentucky* L, 82-89
 F1 Austin Peay* L, 66-67
 F3 Tennessee State* W, 95-84
 F6 at Tennessee Tech* L, 75-89
 F8 at Murray State* L, 61-62
 F10 at UT Martin* W, 80-67
 F17 Eastern Illinois* L, 47-70
 F22 Eastern Kentucky* L, 82-91
 F24 Morehead State* W, 81-61
 OVC Tournament
 F27 UT Martin* L, 63-68
 * = Ohio Valley Conference Game
 # = Fresno State Classic



B.J. Smith
 35-41 (.460) - 4 Seasons

2001-02
16-12, 8-8 OVC (Fifth)
 N16 vs. Montana \$ L, 63-78
 N17 at Texas-Pan American \$ W, 72-55
 N20 Oakland City W, 80-66
 N24 Southern Illinois W, 81-70
 N27 at Lipscomb W, 72-58
 N30 Texas A&M-Corpus Christi # W, 70-57
 D1 Missouri # L, 62-80
 D5 at Northern Illinois L, 63-71
 D8 Samford W, 90-41
 J2 Missouri Baptist W, 70-53
 J5 at Eastern Illinois* W, 77-68
 J8 Tennessee Tech* L, 77-80
 J10 Eastern Kentucky* L, 67-94
 J12 Morehead State* L, 70-79
 J14 Tennessee State* W, 77-53
 J17 at UT Martin* W, 64-59
 J19 at Murray State* W, 71-55
 J23 IPFW W, 86-67
 J26 Austin Peay* L, 73-77
 J31 at Tennessee State* L, 79-88^{20T}
 F2 at Tennessee Tech* L, 69-87
 F7 at Morehead State* L, 72-79
 F9 at Eastern Kentucky* L, 73-82
 F14 UT Martin* W, 61-51
 F16 Murray State* W, 72-64
 F18 Eastern Illinois* W, 79-51
 F23 at Austin Peay* W, 80-68
 OVC Tournament
 F26 at Austin Peay L, 67-76
 * = Ohio Valley Conference Game
 # = Texas-Pan American Classic
 \$ = Lady Tiger Tournament

2002-03
19-11, 11-5 OVC (Second)
 N22 Henderson State W, 85-55
 N26 at Missouri State L, 76-85
 N29 at Wisconsin-Green Bay # L, 49-74
 N30 vs. Quinnipiac # W, 93-87^{20T}
 D5 Lipscomb W, 71-50
 D7 at Samford W, 89-48
 D16 Oakland City W, 90-42
 D20 vs. Indiana State % L, 71-82
 D21 vs. Gardner-Webb % W, 98-63
 D28 at Oklahoma L, 59-87
 J4 Eastern Illinois* W, 74-59
 J11 at Morehead State* W, 83-63
 J13 at Eastern Kentucky* L, 77-88
 J18 Murray State* W, 82-69
 J20 UT Martin* W, 70-49
 J25 at Austin Peay* L, 45-58
 J30 at Eastern Illinois* W, 82-64
 F1 Tennessee Tech* W, 86-80
 F3 Tennessee State* W, 77-64
 F8 Eastern Kentucky* L, 75-81
 F10 Morehead State* W, 78-64
 F12 at IPFW L, 87-90 (OT)
 F15 at Murray State* W, 62-53
 F17 at UT Martin* L, 59-60
 F22 Austin Peay* L, 78-80
 F27 at Tennessee Tech* W, 76-72
 M1 at Tennessee State* W, 81-72
 OVC Tournament
 M4 Eastern Illinois W, 79-76
 M7 vs. Tennessee Tech W, 78-65
 M8 vs. Austin Peay L, 61-85
 * = Ohio Valley Conference Game
 # = UWGB Tournament

2003-04
16-13, 10-6 OVC (Fourth)
 N14 vs. Utah # L, 65-76
 N21 Southern Illinois W, 73-64
 N24 at Oklahoma L, 48-83
 N28 vs. Bowling Green @ L, 60-70
 N29 vs. Prairie View A&M @ W, 85-38
 D6 Southern Arkansas W, 84-57
 D15 Northern Illinois W, 59-57
 D20 at Lipscomb L, 47-52
 D23 at Missouri State L, 59-87
 D30 vs. Kansas State \$ L, 42-78
 D31 vs. Alcorn State \$ W, 73-63
 J8 Austin Peay* L, 54-64
 J10 Tennessee Tech* W, 102-90
 J13 at Eastern Illinois* W, 79-66
 J15 Tennessee State* W, 102-45
 J22 at Tennessee Tech* L, 57-65
 J24 at Austin Peay* L, 65-68
 J29 at Jacksonville State* L, 83-95
 J31 at Samford* W, 71-53
 F5 UT Martin* W, 83-60
 F7 Murray State* W, 74-60

F10 Eastern Illinois* W, 77-76
 F14 at Tennessee State* W, 87-58
 F19 Eastern Kentucky* W, 88-78
 F21 Morehead State* W, 88-62
 F26 at Murray State* L, 59-64
 F28 at UT Martin* L, 75-78
 OVC Tournament
 M2 Murray State W, 76-51
 M5 Austin Peay L, 55-72
 * = Ohio Valley Conference Game
 # = Preseason WNIT
 @ = Texas-Corpus Christi Tournament
 \$ = UTSA Classic

2004-05
0-8, 0-2 OVC<
 N19 at Oklahoma L, 62-84
 N23 Lyon College W, 105-45
 N26 vs. Texas Southern # W, 90-60
 N27 vs. UIC # W, 85-62
 D1 at Southern Illinois W, 77-56
 D9 at Hawaii @ W, 79-69
 D10 vs. BYU @ L, 52-62
 D18 at UIC L, 76-78
 D22 Missouri State L, 64-73
 D30 Chicago State W, 61-44
 D31 Oakland City W, 74-49
 J6 at Austin Peay* W, 59-56
 J8 at Tennessee Tech* L, 78-80
 J11 Eastern Illinois* W, 87-70
 J13 at Tennessee State* W, 67-59
 J20 Tennessee Tech* W, 62-45
 J22 Austin Peay* W, 84-52
 J27 Jacksonville State* W, 94-51
 J29 Samford* W, 85-49
 F3 at UT Martin* W, 79-56
 F5 at Murray State* W, 60-40
 F8 at Eastern Illinois* W, 71-56
 F12 Tennessee State* W, 74-54
 F17 at Eastern Kentucky* L, 62-66
 F19 at Morehead State* W, 82-70
 2-24 Murray State* W, 86-69
 2-26 UT Martin* W, 76-63
 OVC Tournament
 M1 vs. Samford W, 47-45
 M4 vs. Tennessee Tech W, 71-68
 M5 vs. Eastern Kentucky L, 73-84^{20T}
 * = Ohio Valley Conference Game
 # = Healthpoint Plaza Thanksgiving Classic
 @ = Waikiki Beach Marriott Invitational

2005-06
0-9, 0-4 OVC<
 N18 at Texas Tech L, 56-85
 N22 Arkansas Monticello W, 67-38
 N25 vs. Wisconsin-Milwaukee # L, 87-90
 N26 vs. Henderson State # W, 79-66
 N29 Southern Illinois W, 74-63
 D2 at Wisconsin-Milwaukee L, 70-73
 D8 Tennessee State* W, 71-53
 D10 Tennessee Tech* L, 77-81
 D18 at Samford* L, 76-91
 D20 at Jacksonville* W, 83-76
 D28 at East Tennessee L, 74-81
 J2 Eastern Kentucky* W, 84-78
 J5 Eastern Illinois* L, 61-70
 J7 at Murray State* W, 72-62
 J14 Austin Peay* W, 72-54
 J19 at Tennessee State* W, 78-35
 J21 at Tennessee Tech* W, 53-46
 J26 Morehead State* W, 62-50
 J28 Murray State* W, 71-52
 J30 at Austin Peay* W, 73-57
 F4 at UT Martin* W, 67-52
 F9 at Morehead State* W, 58-43
 F11 at Eastern Kentucky* W, 87-86^{20T}

F16 Eastern Illinois* W, 84-76
 F18 at UT Martin* W, 54-49
 F23 Samford* L, 53-57
 F25 Jacksonville* W, 87-72
 OVC Tournament
 F28 vs. Murray State W, 80-49
 M3 vs. Samford W, 59-52
 M4 vs. Tennessee Tech W, 71-50
 NCAA Tournament
 M18 vs. Stanford L, 42-72
 * = Ohio Valley Conference Game
 # = Southeast Hospital Classic



John Ishee
 77-74 (.510) - 5 Seasons

2006-07
24-8, 16-4 OVC (First)
 N11 at Tulsa L, 54-67
 N14 Central Arkansas W, 64-60
 N17 Florida State L, 50-64
 N21 Harris-Stowe W, 101-78
 D2 at Baylor L, 47-81
 D7 at Tennessee State* W, 67-53
 D9 at Tennessee Tech* L, 58-59
 D15 East Tennessee State W, 73-68
 D17 Jacksonville State* W, 90-83
 D19 Samford* W, 70-66^{20T}
 D22 at Buffalo W, 61-50
 D28 Martin Methodist W, 93-53
 J2 at Eastern Kentucky* W, 64-62
 J4 Eastern Illinois* W, 77-60
 J8 at Murray State* W, 67-61
 J13 at Austin Peay* L, 60-75
 J18 Tennessee State* W, 64-46
 J20 Tennessee Tech* W, 77-52
 J24 at Morehead State* L, 58-68
 J27 Murray State* W, 66-63^{20T}
 J29 Austin Peay* W, 67-56
 F3 at UT Martin* L, 54-63
 F8 Morehead State* W, 84-70
 F10 Eastern Kentucky* W, 73-72
 F14 at Eastern Illinois* W, 63-42
 F17 UT Martin* W, 58-52
 F22 at Samford* W, 66-58
 F24 at Jacksonville State* W, 85-50
 OVC Tournament
 F28 vs. Austin Peay W, 58-54
 M2 vs. Samford W, 57-51
 M3 vs. Murray State W, 62-60
 NCAA Tournament
 M17 Oklahoma L, 60-74
 * = Ohio Valley Conference Game

2007-08

23-9, 17-3 OVC (First)

N10	Tulsa	W, 67-45
N13	Henderson State	W, 59-58
N17	at Central Arkansas	W, 91-60
N20	Cumberland	W, 73-57
N23	vs Texas State	L, 47-80
N24	vs Northern Colorado	L, 49-60
N29	Baylor	L, 51-81
D2	at Purdue	L, 41-51
D6	Tennessee State*	L, 49-61
D8	Tennessee Tech*	W, 66-60
D18	at Samford*	W, 69-60
D20	at Jacksonville State*	W, 83-71
D29	Buffalo	W, 67-45
J5	at Eastern Illinois*	W, 55-51
J7	Murray State*	L, 68-71
J12	at Austin Peay*	W, 70-54
J17	at Tennessee State*	W, 70-51
J19	at Tennessee Tech*	W, 49-39
J24	Morehead State*	W, 66-58
J26	at Murray State*	W, 81-74
F2	UT Martin*	W, 58-51 ^{OT}
F7	at Morehead State*	W, 50-48
F9	at Eastern Kentucky*	W, 72-67
F14	Eastern Illinois*	W, 46-41
F16	at UT Martin*	W, 53-43
F20	Austin Peay*	W, 67-47
F23	Eastern Kentucky*	W, 68-52
F28	Samford*	L, 50-73
M1	Jacksonville State*	W, 85-42
OVC Tournament		
M4	Jacksonville State	W, 67-45
M7	vs. Eastern Illinois	L, 40-52
WNIT		
M20	at Evansville	L, 58-60

* = Ohio Valley Conference Game

2008-09

15-15, 10-8 OVC (t-Fifth)

N14	Missouri State	W, 67-64
N18	Central Arkansas	W, 60-41
N21	Ark Little Rock	W, 57-45
N25	at Florida State	L, 31-62
N28	Indiana State	L, 72-75
D4	Austin Peay*	L, 50-61
D6	Tennessee State*	L, 55-59
D10	Bethel College	W, 73-54
D13	at Southern Miss	L, 47-64
D20	vs. Providence \$	L, 59-67
D21	vs. Alabama State \$	L, 53-60
D29	at Missouri	L, 31-60
J3	at Tennessee Tech*	W, 56-41
J5	at Jacksonville State*	W, 82-60
J10	Eastern Illinois*	W, 58-51
J15	Morehead State*	L, 68-74
J17	Eastern Kentucky*	W, 71-54
J22	at UT Martin*	W, 62-54
J24	at Murray State*	L, 65-80
J29	Jacksonville State*	W, 57-37
J31	Tennessee Tech*	W, 61-55
F4	Harris-Stowe	W, 73-45
F7	at Eastern Illinois*	L, 53-73
F12	at Eastern Kentucky*	W, 66-56
F14	at Morehead State*	L, 54-55
F19	Murray State*	W, 69-51
F21	UT Martin*	W, 58-39
F26	at Tennessee State*	L, 54-70
F28	at Austin Peay*	L, 74-80 ^{OT}
OVC Tournament		
M3	at Tennessee State	L, 66-77

* = Ohio Valley Conference Game
\$ = Tulane DoubleTree Classic



The 2006-07 Redhawks were the first Southeast team to win the OVC regular season and Tournament titles in the same year.

2009-10

7-21, 4-14 OVC (10th)

N13	UMSL	W, 66-53
N16	Southern Miss	W, 73-63
N21	at Missouri State	L, 46-72
N24	at Indiana State	L, 28-72
N29	Green Bay	L, 50-88
D3	at Austin Peay*	L, 63-76
D5	at Tennessee State*	L, 50-54
D9	Bethel College	W, 73-60
D12	UT Arlington	L, 54-66
D19	at Central Arkansas	L, 64-72
D28	at Ark Little Rock	L, 55-87
J2	Tennessee Tech*	W, 61-56
J4	Jacksonville State*	W, 56-53
J9	at Eastern Illinois*	L, 39-67
J14	at Morehead State*	L, 37-75
J16	at Eastern Kentucky*	W, 43-41
J21	UT Martin*	L, 46-49
J23	Murray State*	L, 72-90
J28	at Jacksonville State*	W, 52-47
J30	at Tennessee Tech*	L, 56-59
F2	SIU Edwardsville	L, 57-59
F6	Eastern Illinois*	L, 41-71
F11	Eastern Kentucky*	L, 45-50

F13	Morehead State*	L, 50-65
F18	at Murray State*	L, 52-61
F20	at UT Martin*	L, 43-65
F25	Tennessee State*	L, 53-76
F27	Austin Peay*	L, 60-77

* = Ohio Valley Conference Game

2010-11

8-21, 4-14 OVC (10th)

N12	vs. Sam Houston \$	L, 51-60
N13	vs. Jackson State \$	W, 55-37
N17	Northern Iowa	L, 57-70
N19	at Louisville	L, 43-97
N23	Maryville (St. Louis)	W, 61-48
N27	at UT Arlington	L, 40-54
D2	Austin Peay*	L, 57-65
D4	Tennessee State*	W, 51-46
D7	Western Michigan	W, 60-56
D10	at Green Bay	L, 40-74
D11	at Jacksonville State*	L, 48-62
D19	at Tennessee Tech*	L, 48-62
D30	Lindenwood Belleville	W, 77-46
J2	at Notre Dame	L, 21-97
J8	Eastern Illinois*	L, 43-68
J13	Morehead State*	L, 69-85

J15	Eastern Kentucky*	W, 74-58
J19	at UT Martin*	L, 62-92
J22	at Murray State*	W, 48-44
J27	Jacksonville State*	L, 49-51
J29	Tennessee Tech*	L, 59-69
F5	at Eastern Illinois*	L, 49-74
F10	at Eastern Kentucky*	W, 64-57
F12	at Morehead State*	L, 40-89
F17	Murray State*	L, 34-54
F19	UT Martin*	L, 55-85
F21	at SIU Edwardsville	L, 51-60
F24	at Tennessee State*	L, 35-58
F26	at Austin Peay*	L, 51-71

* = Ohio Valley Conference Game
\$ = Inn at Ole Miss Classic



Ty Margenthaler

37-78 (.322) - 4 Seasons

2011-12

7-22, 4-12 OVC (10th)

N11	at NC State	L, 29-66
N13	at Saint Louis	L, 45-54
N15	at UIC	L, 54-69
N21	Ole Miss	L, 43-51
N25	at UAB !	L, 41-64
N26	vs. Samford !	L, 58-63
N29	Arkansas State	W, 56-52
D1	at Northern Iowa	L, 42-62
D3	Lindenwood	W, 66-56
D10	at Western Michigan	L, 34-67
D18	vs. Central Michigan @	L, 59-100
D19	at Wright State @	L, 53-74
D20	vs. Longwood @	W, 56-52
D28	Morehead State*	L, 57-61
D31	Murray State*	L, 75-80
J2	Jacksonville State*	W, 66-48
J7	at Eastern Kentucky*	L, 37-52
J14	Eastern Illinois*	L, 46-73
J16	SIU Edwardsville*	L, 43-58
J21	at Tennessee Tech*	L, 57-60 ^{OT}
J28	at UT Martin*	L, 47-88
J30	Austin Peay*	W, 69-60
F1	at Eastern Illinois*	L, 48-74
F4	Tennessee State*	W, 50-39
F11	at Murray State*	L, 62-63
F13	at SIU Edwardsville*	L, 48-63
F18	UT Martin*	L, 44-77
F23	at Jacksonville State*	W, 54-47
F25	at Austin Peay*	L, 84-88

* = Ohio Valley Conference Game
! = UAB Thanksgiving Classic
@ = Wright State Holiday Invitational

2012-13

11-18, 5-11 OVC (t-9th/5th West)

N9	Wright State	W, 78-66
N12	at UMKC	L, 64-69
N14	at Kansas	L, 58-68
N19	at Arkansas State	W, 52-51
N23	at Houston!	L, 44-61
N24	vs. UT-Pan American!	W, 55-54
N29	at Missouri	L, 51-80
D1	UIC	W, 67-62
D5	at Southern Illinois	L, 57-58
D8	Western Illinois	W, 56-47
D16	at Western Kentucky	L, 46-60
D21	Missouri State	L, 55-69
D31	at Belmont*	L, 58-71
J5	Austin Peay*	W, 71-57
J7	Murray State*	W, 70-58
J9	Saint Louis*	W, 59-52
J14	at Tennessee State*	L, 58-68
J16	UT Martin*	L, 71-82
J21	Morehead State*	L, 64-70
J26	at Eastern Illinois*	L, 62-82
J28	at SIU Edwardsville*	L, 65-78
F2	Eastern Kentucky*	L, 49-53
F4	at Austin Peay*	W, 69-51
F9	Eastern Illinois*	L, 46-64
F11	SIU Edwardsville*	W, 67-62
F16	at UT Martin*	L, 61-75
F23	at Jacksonville State*	L, 57-60
F25	Tennessee Tech*	L, 51-64
M2	at Murray State*	W, 61-58

* = Ohio Valley Conference Game
! = David Jones Classic

2013-14

10-19, 6-10 OVC (t-9th/t-4th West)

N8	at Alabama A&M	W, 76-64
N11	Bradley	L, 68-72
N14	Kansas City	W, 76-74
N19	Western Kentucky	L, 75-90
N21	at Missouri	L, 57-62
N23	at Wichita State	L, 46-67
N29	vs. Arkansas ^	L, 37-88
N30	vs. New Mexico ^	L, 55-73
D4	Southern Illinois	W, 72-50
D7	at Western Illinois	L, 58-79
D10	at Saint Louis	L, 34-52
D12	Illinois-Springfield	W, 72-56
D21	at Missouri State	L, 66-77
D31	Belmont*	L, 74-81
J4	at Austin Peay*	W, 75-64
J11	Tennessee State*	L, 67-75
J13	at UT Martin*	L, 71-100
J20	at Morehead State*	L, 59-62
J25	Eastern Illinois*	W, 66-49
J27	SIU Edwardsville*	W, 79-71
F1	at Eastern Kentucky*	L, 56-75
F3	Austin Peay*	L, 74-87
F8	at Eastern Illinois*	L, 48-53
F10	at SIU Edwardsville*	W, 69-60
F15	UT Martin*	L, 70-102
F19	at Murray State*	L, 55-66
F22	Jacksonville State*	W, 59-48
F24	at Tennessee Tech*	L, 61-63
M1	Murray State*	W, 65-57

* = Ohio Valley Conference Game
^ = New Mexico Tournament

2014-15

10-19, 3-13 OVC (t-9th)

N14	Alabama A&M	W, 66-38
N17	at Missouri	L, 42-88
N21	Saint Louis	L, 56-74
N25	at Ole Miss	L, 57-58
N28	at Southern Illinois	L, 62-78
N30	at Bradley	W, 70-65
D3	Western Illinois	L, 62-79
D6	at Central Arkansas	W, 48-46
D10	at Missouri-Kansas City	W, 65-50
D13	vs. Detroit*	W, 61-51
D14	vs. Idaho*	L, 62-78
D21	Illinois-Springfield	W, 73-56
D30	William Woods	W, 77-40
J1	at Belmont*	L, 39-62
J3	at Tennessee State*	L, 55-62
J8	Morehead State*	L, 59-64
J10	Eastern Kentucky*	L, 54-57
J14	at Jacksonville State*	L, 34-70
J17	Tennessee Tech*	W, 68-66 ^{OT}
J20	SIUE*	L, 48-60
J24	at UT Martin*	L, 55-96
J31	at Austin Peay*	L, 62-70
F5	at Murray State*	L, 81-86
F7	Eastern Illinois*	W, 69-65
F11	UT Martin*	L, 60-78
F14	Murray State*	W, 88-66
F21	at Eastern Illinois*	L, 48-49
F25	at SIUE*	L, 67-78
F28	Austin Peay*	L, 67-72

* = Ohio Valley Conference Game
^ = Glass City Classic



Rekha Patterson was named the eighth head coach in Southeast Missouri women's basketball history during a press conference at the Show Me Center on April 15, 2015.



Rekha Patterson
42-49 (.462) - Third Season

2015-16

15-15, 8-8 OVC (t-5th)

N14	at Saint Louis	L, 52-67
N16	Harris-Stowe	W, 78-66
N18	at Alabama A&M	W, 69-58
N20	UMKC	W, 78-65
N24	at Western Illinois	W, 89-84
N27	vs. Idaho State*	L, 64-65
N28	vs. UC Riverside*	L, 67-85
D2	at Missouri	L, 32-74
D4	at Wichita State	W, 66-62 ^{OT}
D8	at Lipscomb	W, 84-69
D13	Central Arkansas	L, 54-63
D22	Southern Illinois	L, 72-87
D30	William Woods	W, 94-58
D31	Belmont*	W, 81-74
J2	Tennessee State*	W, 75-65
J7	at Morehead State*	W, 89-79
J9	at Eastern Kentucky*	L, 55-56
J13	Jacksonville State*	W, 61-47
J16	at Tennessee Tech*	W, 60-57
J20	at SIUE*	L, 73-80
J24	UT Martin*	L, 74-84
J30	Austin Peay*	W, 71-69
F3	Murray State*	W, 96-59
F6	at Eastern Illinois*	L, 59-64
F10	at UT Martin*	L, 65-95
F13	at Murray State*	L, 61-80
F20	Eastern Illinois*	W, 82-52
F24	SIUE*	L, 75-89
F27	at Austin Peay*	L, 71-74

OVC Tournament
M3 vs. SIUE L, 76-80^{OT}
* = Ohio Valley Conference Game
^ = UTEP Thanksgiving Classic

2016-17

13-17, 7-9 OVC (t-6th)

N11	Cincinnati	L, 75-83
N14	Hannibal-LaGrange	W, 99-52
N16	Western Illinois	L, 87-100
N18	at Xavier	L, 48-54
N20	at Evansville	W, 76-74
N25	vs. Louisiana*	L, 78-82 ^{OT}
N26	vs. Alcorn State*	W, 68-50
N29	Saint Louis	L, 50-89
D4	Stephens College	W, 107-59
D6	Lipscomb	W, 79-63
D9	at Southern Illinois	L, 70-77
D16	at Memphis	L, 63-65
D19	Alabama A&M	W, 75-47
D29	Tennessee Tech*	L, 63-74
D31	Eastern Kentucky*	L, 63-74
J5	at Tennessee State*	W, 75-67
J7	at Belmont*	L, 77-89
J14	at UT Martin*	W, 82-79
J18	at SIUE*	L, 69-70
J21	Eastern Illinois*	L, 62-71
J25	Murray State*	W, 79-70
J28	at Austin Peay*	L, 74-84
F1	at Jacksonville State*	W, 65-58
F4	Morehead State*	L, 72-82
F8	SIUE*	W, 78-74
F11	at Eastern Illinois*	W, 107-65
F18	UT Martin*	L, 72-82
F22	at Murray State*	W, 80-67
F25	Austin Peay*	L, 64-74

OVC Tournament
M1 vs. Belmont L, 59-74
* = Ohio Valley Conference Game
^ = Southern Miss Thanksgiving Tournament

2017-18

14-17, 9-9 OVC (t-6th)

N10	at Louisville*	L, 40-80
N14	Missouri Valley	W, 69-34
N17	vs Saint Francis*	W, 82-50
N18	at George Mason*	L, 38-57
N22	Southern Illinois	L, 74-79
N24	Evangel&	W, 72-60
N25	Bradley&	W, 57-53
N30	at Cincinnati	L, 52-65
D5	at Western Illinois	L, 59-87
D7	at Ball State	L, 56-69
D10	at Kansas	L, 50-51
D19	Evansville	W, 74-65
D28	Belmont*	L, 57-67
D30	Tennessee State*	W, 71-66
J4	at Murray State*	W, 85-74
J6	at Austin Peay*	L, 65-66
J11	Morehead State*	L, 56-59
J13	Eastern Kentucky*	W, 69-55
J17	at SIUE*	L, 57-65
J20	at Eastern Illinois*	W, 77-54
J25	at Tennessee Tech*	W, 70-66
J27	at Jacksonville State*	L, 48-55
F1	Murray State*	W, 80-70
F3	Austin Peay*	L, 50-61
F8	at Morehead State*	L, 58-60
F10	at UT Martin*	L, 65-72
F14	Eastern Illinois*	W, 51-48
F17	SIUE*	W, 72-62
F22	at Eastern Kentucky*	W, 66-52
F24	UT Martin*	L, 68-69

OVC Tournament
F28 vs UT Martin L, 60-63
*=Ohio Valley Conference Game
^ = Preseason WNIT
&= SMO Thanksgiving Classic

ALL-TIME

Abilene Christian.....1-0	Hawaii.....1-0	Morningside.....2-0	Tennessee State.....21-21*
Alabama A&M.....4-0	Henderson State.....2-0*	Murray State.....34-26*	Tennessee Tech.....17-32*
Alabama at Birmingham.....0-1	Houston.....0-1	National Louis.....2-0	Texas A&M-Corpus Christi.....1-0
Alabama State.....0-1	Idaho.....0-1	Nebraska-Omaha.....2-0	Texas-El Paso.....0-1
Alaska-Anchorage.....1-0	Idaho State.....0-1	Nevada.....0-1	Texas Pan-American.....4-1
Alcorn State.....4-1	Illinois College.....1-1*	Nevada-Las Vegas.....0-1	Texas Southern.....1-0
Arkansas.....0-1	Illinois at Chicago.....2-2	New Mexico.....0-1	Texas State.....0-1
Arkansas Little-Rock.....2-2	Illinois-Springfield.....2-0	New Mexico State.....0-1	Texas Tech.....0-1*
Arkansas Monticello.....0-0*	Indiana State.....0-5	Nicholls State.....1-0	Troy.....0-2
Arkansas State.....5-4	IU-Southeast.....1-0	Norfolk State.....1-0	Truman State.....14-5
Augustana.....1-0	Indianapolis.....1-0	Notre Dame.....0-1	Tulsa.....3-2
Austin Peay.....22-33*	Jackson State.....1-0	North Carolina Central.....1-0	UC Riverside.....0-1
Ball State.....0-1	Jacksonville State.....14-6*	North Carolina State.....0-1	Union.....1-3
Baylor.....0-2	Johnson C. Smith.....1-0	North Central.....0-1	Utah.....0-1
Belleville Area CC.....0-1	Kansas.....0-2	North Dakota State.....0-2	UT Arlington.....0-2
Belmont.....4-8	Kansas State.....0-1	Northeastern Illinois.....2-0	UT Chattanooga.....1-0
Bethel College.....2-0	Kentucky Wesleyan.....5-1	Northern Colorado.....0-1	UT Martin.....28-36*
Bowling Green.....0-1	Langston.....0-1	Northern Illinois.....1-2	Washburn.....3-2
Bradley.....2-1	Lincoln.....18-8	Northern Iowa.....0-3	Washington State.....0-1
Brigham Young.....0-1	Lindenwood.....1-0	Northern Kentucky.....0-1	Washington-St. Louis.....1-0
Buffalo.....2-0	Lindenwood-Belleville.....1-0	Northwest Missouri State.....19-10	West Texas State.....1-2
Cal-Poly Pomona.....1-0	Lipscomb.....6-2*	Oakland City.....7-0*	West Virginia Tech.....1-0
Carthage.....2-0	Longwood.....1-0	Oral Roberts.....7-1	Western Illinois.....6-6
Central Arkansas.....4-3	Louisiana.....0-1	Prairie View A&M.....1-0	Western Kentucky.....0-2
Central Methodist.....1-0	Louisiana-Lafayette.....1-1	Pittsburg State.....5-0	Western Michigan.....1-1
Central Michigan.....0-1	Louisiana Tech.....0-1	Providence.....0-1	William Baptist.....1-0
Central Missouri.....8-25	Louisville.....0-2	Purdue.....0-1	William Woods.....4-7
Chicago State.....3-0*	Lyon College.....0-0*	Purdue-Fort Wayne.....1-1	Wisconsin-Green Bay.....0-3
Christian Brothers.....5-6	MacMurray.....1-0	Quincy.....5-0	Wisconsin-Milwaukee.....2-6*
Cincinnati.....0-2	Mankato State.....1-0	Quinnipiac.....1-0	Wichita State.....1-1
Cleveland State.....2-0	Martin Methodist.....1-0	Rhodes College.....2-0	Wright State.....2-1
Colorado Christian.....1-0	Maryville (St. Louis).....1-0	Rust.....1-1	Xavier.....0-1
Colorado College.....1-0	McKendree.....6-0	Saint Cloud State.....1-0	
Cumberland.....1-0	Memphis.....0-3	Saint Francis.....1-1	
Danville.....1-0	Meramec.....4-5	Saint Louis.....8-13	
Delta State.....3-1	Metropolitan State.....1-0	Saint Mary's.....1-0	
Detriot.....1-0	Middle Tennessee State.....4-16	Sam Houston.....0-1	
East Tennessee State.....1-2*	Milikin.....2-0	Samford.....7-4*	
Eastern Illinois.....24-20*	Mississippi.....0-3	Southeast Louisiana.....1-0	
Eastern Kentucky.....15-30*	Mississippi State.....0-1	SIUE.....21-19	
Eastern Washington.....0-1	Mississippi Valley State.....2-1	Southern.....0-1	
Elmhurst.....1-0	Missouri.....1-17	Southern Arkansas.....1-0	
Evangel.....2-1	Missouri Baptist.....8-0	Southern Illinois.....6-29*	
Evansville.....5-3	Missouri State.....2-12*	Southern Indiana.....11-1	
Florida International.....2-0	Missouri Southern State.....6-0	Southern Mississippi.....1-1	
Florida State.....0-2	Missouri Western State.....2-0	Southwest Baptist.....10-0	
Forest Park.....4-3	Missouri-Kansas City.....7-3	Stanford.....0-1*	
Gardner-Webb.....1-0	Missouri-Rolla.....23-8	Stephens College.....1-0	
George Mason.....0-1	Missouri-St. Louis.....27-5	Stetson.....1-0	
Greenville.....0-1	Missouri Valley.....1-0	Sul Ross.....1-0	
Hannibal-La Grange.....1-0	Montana.....0-1	Tabor.....1-0	
Harris-Stowe.....3-0	Morehead State.....23-20*	Tarleton.....1-0	

*-Denotes that Southeast Missouri vacated all wins in 2004-05 and 2005-06 season. The all-time record shows accurate record after wins were revoked. Team was cited for four season (2002-03, 2003-04, 2004-05, 2005-06).

SERIES

Abilene Christian

1-0

(H: 0-0, A: 0-0, N: 0-1)

Date	Location	Result
Mar. 1, 1983	--	W&!

&-Won by Forfeit
!-NCAA DII Tournament

Alabama A&M

4-0

(H: 2-0, A: 2-0, N: 0-0)

Date	Location	Result
Nov. 8, 2013	Huntsville, Ala.	W, 76-64
Nov. 14, 2014	Cape Girardeau, Mo.	W, 66-38
Nov. 18, 2015	Huntsville, Ala.	W, 69-58
Dec. 19, 2016	Cape Girardeau, Mo.	W, 75-47

Alabama at Birmingham

0-1

(H: 0-0, A: 0-1, N: 0-0)

Date	Location	Result
Nov. 25, 2011	Birmingham, Ala.	L, 41-64

Alabama State

0-1

(H: 0-0, A: 0-0, N: 0-1)

Date	Location	Result
Dec. 21, 2008	--	L, 53-60!

!-Tulane DoubleTree Classic

Alaska-Anchorage

1-0

(H: 0-0, A: 0-0, N: 1-0)

Date	Location	Result
Mar. 8, 1986	--	W, 80-65^

^~NCAA DII Tournament

Alcorn State

4-1

(H: 1-0, A: 0-0, N: 3-1)

Date	Location	Result
Dec. 6, 1986	Oxford, Miss.	W, 73-49%
Dec. 15, 1991	Cape Girardeau, Mo.	W, 83-54
Nov. 27, 1998	--	L, 59-66\$
Dec. 31, 2003	--	W, 73-63#
Nov. 26, 2016	--	W, 68-50!

%-Ole Miss Dial Classic

\$-Chateau Charles Cowgirl Classic

#-UTSA Classic

!-Southern Miss Thanksgiving Tournament

Arkansas

0-1

(H: 0-0, A: 0-0, N: 0-1)

Date	Location	Result
Nov. 29, 2013	--	L, 37-88\$

\$-New Mexico Tournament

Arkansas-Little Rock

2-2

(H: 1-1, A: 1-1, N: 0-0)

Date	Location	Result
Jan. 3, 2000	Little Rock, Ark.	W, 80-78 ^{OT}
Jan. 2, 2001	Cape Girardeau, Mo.	L, 55-76
Nov. 21, 2008	Cape Girardeau, Mo.	W, 57-45
Dec. 28, 2009	Little Rock, Ark.	L, 55-87

Arkansas Monticello

0-0

(H: 0-0, A: 0-0)

Date	Location	Result
Nov. 22, 2005	Cape Girardeau, Mo.	W, 67-38*

Arkansas State

5-4

(H: 3-1, A: 2-3, N: 0-0)

Date	Location	Result
Nov. 10, 1979	Cape Girardeau, Mo.	L, 36-53
Nov. 15, 1980	Jonesboro, Ark.	L, 65-94
Nov. 30, 1983	Cape Girardeau, Mo.	W, 82-74
Jan. 9, 1984	Jonesboro, Ark.	L, 56-66
Dec. 3, 1984	Cape Girardeau, Mo.	W, 81-68
Feb. 3, 1986	Jonesboro, Ark.	W, 83-73
Nov. 20, 1999	Jonesboro, Ark.	L, 69-74!
Nov. 29, 2011	Cape Girardeau, Mo.	W, 56-52
Nov. 19, 2012	Jonesboro, Ark.	W, 52-51

!-Arkansas St. Lady Indian Invitational

Augustana

1-0

(H: 0-0, A: 0-0, N: 1-0)

Date	Location	Result
Dec. 29, 1982	--	W, 86-70#

#-Miami Dial Classic

Austin Peay

22-33

(H: 12-14, A: 10-17, N: 0-2)

Date	Location	Result
Jan. 4, 1989	Clarksville, Tenn.	W, 72-58
Jan. 4, 1992	Cape Girardeau, Mo.	W, 79-72
Feb. 1, 1992	Clarksville, Tenn.	W, 69-68
Jan. 11, 1993	Clarksville, Tenn.	W, 70-63
Feb. 22, 1993	Cape Girardeau, Mo.	W, 77-45
Jan. 31, 1994	Clarksville, Tenn.	W, 76-66
Feb. 28, 1994	Cape Girardeau, Mo.	L, 69-78
Jan. 30, 1995	Cape Girardeau, Mo.	W, 88-86
Feb. 27, 1995	Clarksville, Tenn.	L, 73-82
Jan. 15, 1996	Clarksville, Tenn.	L, 60-81
Feb. 10, 1996	Cape Girardeau, Mo.	L, 50-64
Jan. 4, 1997	Clarksville, Tenn.	L, 58-86
Feb. 3, 1997	Cape Girardeau, Mo.	L, 60-77
Dec. 6, 1997	Cape Girardeau, Mo.	W, 77-76
Feb. 4, 1998	Clarksville, Tenn.	L, 58-69
Dec. 12, 1998	Clarksville, Tenn.	W, 69-55
Jan. 12, 1999	Cape Girardeau, Mo.	W, 76-56

Jan. 8, 2000	Cape Girardeau, Mo.	W, 74-72
Feb. 5, 2000	Clarksville, Tenn.	L, 71-95
Jan. 6, 2001	Clarksville, Tenn.	W, 87-80
Feb. 1, 2001	Cape Girardeau, Mo.	L, 66-67
Jan. 26, 2002	Cape Girardeau, Mo.	L, 73-77
Feb. 23, 2002	Clarksville, Tenn.	W, 80-68
Feb. 26, 2002	Clarksville, Tenn.	L, 67-76^
Jan. 25, 2003	Clarksville, Tenn.	L, 45-58
Feb. 22, 2003	Cape Girardeau, Mo.	L, 78-80
Mar. 8, 2003	Nashville, Tenn.	L, 61-85^
Jan. 8, 2004	Cape Girardeau, Mo.	L, 54-64
Jan. 24, 2004	Clarksville, Tenn.	L, 65-68
Mar. 5, 2004	Nashville, Tenn.	L, 55-72^
Jan. 6, 2005	Clarksville, Tenn.	W, 59-56*
Jan. 22, 2005	Cape Girardeau, Mo.	W, 84-52*
Jan. 14, 2006	Cape Girardeau, Mo.	W, 72-54*
Jan. 30, 2006	Clarksville, Tenn.	W, 73-57*
Jan. 13, 2007	Clarksville, Tenn.	L, 60-75
Jan. 29, 2007	Cape Girardeau, Mo.	W, 67-56
Feb. 28, 2007	Cape Girardeau, Mo.	W, 58-54^
Jan. 12, 2008	Clarksville, Tenn.	W, 70-54
Feb. 20, 2008	Cape Girardeau, Mo.	W, 67-47
Dec. 4, 2008	Cape Girardeau, Mo.	L, 50-61
Feb. 28, 2009	Clarksville, Tenn.	L, 74-80 ^{OT}
Dec. 3, 2009	Clarksville, Tenn.	L, 63-76
Feb. 27, 2010	Cape Girardeau, Mo.	L, 60-77
Dec. 2, 2010	Cape Girardeau, Mo.	L, 57-65
Feb. 26, 2011	Clarksville, Tenn.	L, 51-71
Jan. 30, 2012	Cape Girardeau, Mo.	W, 69-60
Feb. 25, 2012	Clarksville, Tenn.	L, 84-88
Jan. 5, 2013	Cape Girardeau, Mo.	W, 71-57
Feb. 4, 2013	Clarksville, Tenn.	W, 69-51
Jan. 4, 2014	Clarksville, Tenn.	W, 75-64
Feb. 3, 2014	Cape Girardeau, Mo.	L, 74-87
Jan. 31, 2015	Clarksville, Tenn.	L, 62-70
Feb. 28, 2015	Cape Girardeau, Mo.	L, 67-72
Jan. 30, 2016	Cape Girardeau, Mo.	W, 71-69
Feb. 27, 2016	Clarksville, Tenn.	L, 71-74
Jan. 28, 2017	Clarksville, Tenn.	L, 74-84
Feb. 25, 2017	Cape Girardeau, Mo.	L, 64-74
Jan. 6, 2018	Clarksville, Tenn.	L, 65-66
Feb. 3, 2018	Cape Girardeau, Mo.	L, 50-61

Ball State

0-01

(H: 0-0, A: 0-1, N: 0-0)

Date	Location	Result
Dec. 7, 2017	Muncie, Ind.	L, 56-69

Baylor

0-2

(H: 0-1, A: 0-1, N: 0-0)

Date	Location	Result
Dec. 2, 2006	Waco, Texas	L, 47-81
Nov. 29, 2007	Cape Girardeau, Mo.	L, 51-81

Belleville Area CC**0-1****(H: 0-0, A: 0-0, N: 0-0)**

Date	Location	Result
1978-1979	--	L, 58-67

Belmont**4-8****(H: 3-3, A: 1-4, N: 0-1)**

Date	Location	Result
Nov. 27, 1981	Cape Girardeau, Mo.	L, 65-66
Feb. 11, 1998	Cape Girardeau, Mo.	W, 63-61
Jan. 21, 1999	Nashville, Tenn.	L, 57-70
Feb. 16, 2000	Cape Girardeau, Mo.	W, 87-72
Dec. 9, 2000	Nashville, Tenn.	W, 81-72
Dec. 31, 2012	Nashville, Tenn.	L, 58-71
Dec. 31, 2013	Cape Girardeau, Mo.	L, 74-81
Jan. 1, 2015	Nashville, Tenn.	L, 39-62
Dec. 31, 2016	Cape Girardeau, Mo.	W, 81-74
Jan. 7, 2017	Nashville, Tenn.	L, 77-89
Mar. 1, 2017	Nashville, Tenn.	L, 59-74^
Dec. 28, 2017	Cape Girardeau, Mo.	L, 57-67

Bethel College**2-0****(H: 2-0, A: 0-0, N: 0-0)**

Date	Location	Result
Dec. 10, 2008	Cape Girardeau, Mo.	W, 73-54
Dec. 9, 2009	Cape Girardeau, Mo.	W, 73-60

Bowling Green**0-1****(H: 0-0, A: 0-0, N: 0-1)**

Date	Location	Result
Nov. 28, 2003	--	L, 60-70&

&-Texas-Corpus Christi Tournament

Bradley**2-1****(H: 1-1, A: 1-0, N: 0-0)**

Date	Location	Result
Nov. 11, 2013	Cape Girardeau, Mo.	L, 68-72
Nov. 30, 2014	Peoria, Ill.	W<, 70-65
Nov. 25, 2017	Cape Girardeau, Mo.	W, 57-53!

!-SEMO Thanksgiving Classic

Brigham Young**0-1****(H: 0-0, A: 0-0, N: 0-1)**

Date	Location	Result
Dec. 10, 2004	--	L, 52-62&*

&-Waikiki Beach Marriott Invitational

Buffalo**2-0****(H: 1-0, A: 1-0, N: 0-0)**

Date	Location	Result
Dec. 22, 2006	Buffalo, NY	W, 61-50
Dec. 29, 2007	Cape Girardeau, Mo.	W, 67-45

Cal Poly Pomona**1-0****(H: 0-0, A: 0-0, N: 1-0)**

Date	Location	Result
Mar. 15, 1991	--	W, 82-52^

^NCAA DII Tournament

Carthage**2-0****(H: 0-0, A: 0-0, N: 2-0)**

Date	Location	Result
Jan. 8, 1981	Dekalb, Ill.	W, 67-55%
Jan. 14, 1982	Dekalb, Ill.	W, 75-56%

%NIU Tournament (Dekalb, Ill.)

Central Arkansas**4-3****(H: 2-1, A: 2-2, N: 0-0)**

Date	Location	Result
Jan. 3, 1987	Conway, Ark.	L, 64-65
Nov. 14, 2006	Cape Girardeau, Mo.	W, 64-60
Nov. 17, 2007	Conway, Ark.	W, 91-60
Nov. 18, 2008	Cape Girardeau, Mo.	W, 60-41
Dec. 19, 2009	Conway, Ark.	L, 64-72
Dec. 6, 2014	Conway, Ark.	W, 48-46
Dec. 13, 2015	Cape Girardeau, Mo.	L, 54-63

Central Methodist**1-0****(H: 0-0, A: 1-0, N: 0-0)**

Date	Location	Result
Nov. 27, 1978	Fayette, Mo.	W, 82-48

Central Michigan**0-1****(H: 0-0, A: 0-0, N: 0-1)**

Date	Location	Result
Dec. 18, 2011	--	L, 59-100@

@-Wright State Holiday Invitational

Central Missouri**8-25****(H: 3-6, A: 2-7, N: 3-12)**

Date	Location	Result
1975-1976	--	L, 16-107
1976-1977	--	L, 42-105
Dec. 10, 1977	Warrensburg, Mo.	L, 37-111
Dec. 8, 1978	Cape Girardeau, Mo.	L, 41-82
Jan. 22, 1983	Cape Girardeau, Mo.	L, 85-93
Feb. 12, 1983	Warrensburg, Mo.	W, 46-70
Mar. 3, 1983	--	L, 50-71!
Jan. 21, 1984	Warrensburg, Mo.	W, 80-64
Feb. 11, 1984	Cape Girardeau, Mo.	L, 82-83
Mar. 3, 1984	--	L, 65-88^
Jan. 19, 1985	Cape Girardeau, Mo.	L, 62-68
Feb. 16, 1985	Warrensburg, Mo.	L, 71-84
Mar. 1, 1985	--	L, 67-72^
Jan. 18, 1986	Warrensburg, Mo.	L, 78-96
Feb. 15, 1986	Cape Girardeau, Mo.	W, 79-65
Mar. 1, 1986	--	L, 69-77

Mar. 11, 1986	--	L, 64-65!
Jan. 17, 1987	Cape Girardeau, Mo.	W, 70-65
Feb. 14, 1987	Warrensburg, Mo.	L, 51-72
Feb. 28, 1987	--	W, 78-55^
Mar. 7, 1987	--	L, 62-64!
Jan. 23, 1988	Cape Girardeau, Mo.	W, 92-85 ^{OT}
Feb. 20, 1988	Warrensburg, Mo.	L, 59-72
Mar. 5, 1988	--	L, 68-80^
Jan. 21, 1989	Warrensburg, Mo.	L, 78-84
Feb. 18, 1989	Cape Girardeau, Mo.	L, 65-72
Mar. 4, 1989	--	L, 64-68^
Jan. 13, 1990	Warrensburg, Mo.	L, 64-74
Mar. 3, 1990	--	L, 60-72^
Mar. 5, 1990	--	L, 68-79!
Jan. 12, 1991	Cape Girardeau, Mo.	L, 56-62
Mar. 2, 1991	--	W, 85-83^
Mar. 8, 1991	--	W, 80-65!

^MIAA Tournament

!-NCAA Division II Tournament

Chicago State**3-0****(H: 2-0, A: 1-0, N: 0-0)**

Date	Location	Result
Dec. 29, 1979	Cape Girardeau, Mo.	W, 84-53
Dec. 12, 1991	Cape Girardeau, Mo.	W, 64-48
Dec. 4, 1992	Chicago, Ill.	W, 69-58
Dec. 30, 2004	Cape Girardeau, Mo.	W, 61-44*

Christian Brothers**5-6****(H: 3-2, A: 2-4, N: 0-0)**

Date	Location	Result
Jan. 13, 1978	Cape Girardeau, Mo.	L, 50-57
Jan. 26, 1979	Memphis, Tenn.	W, 61-55
Dec. 1, 1979	Memphis, Tenn.	L, 93-103
Jan. 24, 1981	Memphis, Tenn.	L, 73-79
Nov. 19, 1981	Cape Girardeau, Mo.	W, 64-60
Feb. 6, 1982	Memphis, Tenn.	L, 63-68
Nov. 30, 1982	Cape Girardeau, Mo.	W, 60-57
Jan. 8, 1983	Memphis, Tenn.	L, 58-69
Dec. 11, 1987	Memphis, Tenn.	W, 67-38
Nov. 25, 1996	Cape Girardeau, Mo.	L, 57-73
Nov. 14, 1998	Cape Girardeau, Mo.	W, 94-51

Cincinnati**0-2****(H: 0-1, A: 0-1, N: 0-0)**

Date	Location	Result
Nov. 11, 2016	Cape Girardeau, Mo.	L, 75-83
Nov. 30, 2017	Cincinnati, Ohio	L, 52-65

Cleveland State**2-0****(H: 1-0, A: 1-0, N: 0-0)**

Date	Location	Result
Nov. 29, 1993	Cape Girardeau, Mo.	W, 76-57
Dec. 10, 1994	Cleveland, Ohio	W, 71-67

Colorado Christian		
1-0		
(H: 0-0, A: 1-0, N: 0-0)		
Date	Location	Result
Jan. 8, 1988	Lakewood, Colo.	W, 79-29

Colorado College		
1-0		
(H: 0-0, A: 1-0, N: 0-0)		
Date	Location	Result
Jan. 5, 1988	Colorado Springs, Colo.	W, 74-66

Cumberland		
1-0		
(H: 1-0, A: 0-0, N: 0-0)		
Date	Location	Result
Nov. 20, 2007	Cape Girardeau, Mo.	W, 73-57

Danville		
1-0		
(H: 0-0, A: 0-0, N: 1-0)		
Date	Location	Result
1976-77	--	W, 42-40!
!-Meramec Classic		

Delta State		
3-1		
(H: 2-0, A: 1-1, N: 0-0)		
Date	Location	Result
Nov. 19, 1988	Cleveland, Ms.	L, 55-74
Dec. 5, 1988	Cape Girardeau, Mo.	W, 65-59
Nov. 16, 1990	Cape Girardeau, Mo.	W, 90-73
Dec. 8, 1990	Cleveland, Ms.	W, 74-73

Detroit		
1-0		
(H: 0-0, A: 0-0, N: 1-0)		
Date	Location	Result
Dec. 13, 2014	--	W, 61-51\$
\$-Glass City Classic		

East Tennessee State		
1-2		
(H: 1-1, A: 0-1, N: 0-0)		
Date	Location	Result
Dec. 7, 1996	Cape Girardeau, Mo.	L, 58-61@
Dec. 28, 2005	Johnson City, Tenn.	L, 74-81*
Dec. 15, 2006	Cape Girardeau, Mo.	W, 73-68
@-Otahkian Shootout		

Eastern Illinois		
24-20		
(H: 14-7, A: 10-11, N: 0-2)		
Date	Location	Result
Nov. 24, 1978	Fulton, Mo.	L, 50-56#
Jan. 22, 1982	Charleston, Ill.	L, 66-81\$

Jan. 25, 1997	Cape Girardeau, Mo.	L, 70-77
Feb. 22, 1997	Charleston, Ill.	L, 54-89
Jan. 24, 1998	Cape Girardeau, Mo.	W, 48-41
Feb. 21, 1998	Charleston, Ill.	L, 54-72
Jan. 23, 1999	Charleston, Ill.	W, 75-64
Feb. 20, 1999	Cape Girardeau, Mo.	W, 101-86
Jan. 22, 2000	Cape Girardeau, Mo.	W, 83-70
Feb. 19, 2000	Charleston, Ill.	W, 89-75
Jan. 20, 2001	Charleston, Ill.	W, 77-71
Feb. 17, 2001	Cape Girardeau, Mo.	L, 47-70
Jan. 5, 2002	Charleston, Ill.	W, 77-68
Feb. 18, 2002	Cape Girardeau, Mo.	W, 79-51
Jan. 4, 2003	Cape Girardeau, Mo.	W, 74-59
Jan. 30, 2003	Charleston, Ill.	W, 82-64
Mar. 4, 2003	Cape Girardeau, Mo.	W, 79-76^
Jan. 13, 2004	Charleston, Ill.	W, 79-66
Feb. 10, 2004	Cape Girardeau, Mo.	W, 77-76
Jan. 11, 2005	Cape Girardeau, Mo.	W, 87-70*
Feb. 8, 2005	Charleston, Ill.	W, 71-56*
Jan. 5, 2006	Cape Girardeau, Mo.	L, 61-70*
Feb. 18, 2006	Cape Girardeau, Mo.	W, 84-76*
Jan. 4, 2007	Cape Girardeau, Mo.	W, 77-60
Feb. 14, 2007	Charleston, Ill.	W, 63-42
Jan. 5, 2008	Charleston, Ill.	W, 55-51
Feb. 14, 2008	Cape Girardeau, Mo.	W, 46-41
Mar. 7, 2008	Nashville, Tenn.	L, 40-52^
Jan. 10, 2009	Cape Girardeau, Mo.	W, 58-51
Feb. 7, 2009	Charleston, Ill.	L, 53-73
Jan. 9, 2010	Cape Girardeau, Mo.	L, 39-67
Feb. 6, 2010	Charleston, Ill.	L, 41-71
Jan. 8, 2011	Cape Girardeau, Mo.	L, 43-68
Feb. 5, 2011	Charleston, Ill.	L, 49-74
Jan. 14, 2012	Cape Girardeau, Mo.	L, 46-73
Feb. 1, 2012	Charleston, Ill.	L, 48-74
Jan. 26, 2013	Charleston, Ill.	L, 62-82
Feb. 9, 2013	Cape Girardeau, Mo.	L, 46-64
Jan. 25, 2014	Cape Girardeau, Mo.	W, 66-49
Feb. 8, 2014	Charleston, Ill.	L, 48-53
Feb. 7, 2015	Cape Girardeau, Mo.	W, 69-65
Feb. 21, 2015	Charleston, Ill.	L, 48-49
Feb. 6, 2016	Charleston, Ill.	L, 59-64
Feb. 20, 2016	Cape Girardeau, Mo.	W, 82-52
Jan. 21, 2017	Cape Girardeau, Mo.	L, 62-71
Feb. 11, 2017	Charleston, Ill.	W, 107-65
Jan. 20, 2018	Charleston, Ill.	W, 77-54
Feb. 14, 2018	Cape Girardeau, Mo.	W, 51-48
^~OVC Tournament		
#~Woods Owl Classic		
\$~EIU Tournament		

Eastern Kentucky		
15-30		
(H: 9-13, A: 6-16, N: 0-0)		
Date	Location	Result
Dec. 1, 1984	Richmond, Ky.	L, 64-70
Jan. 20, 1992	Cape Girardeau, Mo.	L, 57-79

Feb. 15, 1992	Richmond, Ky.	L, 59-78
Jan. 25, 1993	Cape Girardeau, Mo.	L, 60-66
Feb. 15, 1993	Richmond, Ky.	L, 58-65
Jan. 8, 1994	Richmond, Ky.	L, 58-74
Feb. 7, 1994	Cape Girardeau, Mo.	L, 67-83
Jan. 7, 1995	Cape Girardeau, Mo.	L, 79-86
Feb. 5, 1995	Richmond, Ky.	L, 71-78
Jan. 6, 1996	Richmond, Ky.	L, 73-79
Feb. 5, 1996	Cape Girardeau, Mo.	W, 90-82
Jan. 11, 1997	Cape Girardeau, Mo.	L, 55-71
Feb. 9, 1997	Richmond, Ky.	L, 44-81
Jan. 5, 1998	Richmond, Ky.	L, 58-97
Jan. 31, 1998	Cape Girardeau, Mo.	L, 77-86
Feb. 24, 1998	--	L, 75-92^
Jan. 2, 1999	Cape Girardeau, Mo.	W, 101-93 ^{20T}
Jan. 25, 1999	Richmond, Ky.	L, 61-62
Jan. 29, 2000	Cape Girardeau, Mo.	W, 87-66
Feb. 26, 2000	Richmond, Ky.	L, 86-91OT
Jan. 29, 2001	Richmond, Ky.	L, 82-89
Feb. 22, 2001	Cape Girardeau, Mo.	L, 82-91
Jan. 10, 2002	Cape Girardeau, Mo.	L, 67-94
Feb. 9, 2002	Richmond, Ky.	L, 73-82
Jan. 13, 2003	Richmond, Ky.	L, 77-88
Feb. 8, 2003	Cape Girardeau, Mo.	L, 75-81
Feb. 19, 2004	Cape Girardeau, Mo.	W, 88-78
Feb. 17, 2005	Richmond, Ky.	L, 62-66*
Mar. 5, 2005	Nashville, Tenn.	L, 73-84 ^{20T^*}
Jan. 2, 2006	Cape Girardeau, Mo.	W, 84-78*
Feb. 11, 2006	Richmond, Ky.	W, 87-86 ^{OT*}
Jan. 2, 2007	Richmond, Ky.	W, 64-62
Feb. 10, 2007	Cape Girardeau, Mo.	W, 73-72
Feb. 9, 2008	Richmond, Ky.	W, 72-67
Feb. 23, 2008	Cape Girardeau, Mo.	W, 68-52
Jan. 17, 2009	Cape Girardeau, Mo.	W, 71-54
Feb. 12, 2009	Richmond, Ky.	W, 66-56
Jan. 16, 2010	Richmond, Ky.	W, 43-41
Feb. 11, 2010	Cape Girardeau, Mo.	L, 45-50
Jan. 15, 2011	Cape Girardeau, Mo.	W, 74-58
Feb. 10, 2011	Richmond, Ky.	W, 64-57
Jan. 7, 2012	Richmond, Ky.	L, 37-52
Feb. 2, 2013	Cape Girardeau, Mo.	L, 49-53
Feb. 1, 2014	Richmond, Ky.	L, 56-75
Jan. 10, 2015	Cape Girardeau, Mo.	L, 54-57
Jan. 9, 2016	Richmond, Ky.	L, 55-56
Dec. 31, 2016	Cape Girardeau, Mo.	L, 63-74
Jan. 13, 2018	Cape Girardeau, Mo.	W, 69-55
Feb. 22, 2018	Richmond, Ky.	W, 66-52
^~OVC Tournament		

Eastern Washington		
0-1		
(H: 0-0, A: 0-0, N: 0-1)		
Date	Location	Result
Nov. 26, 2000--	--	L, 64-67#
#~Fresno State Classic		

Elmhurst 1-0 (H: 0-0, A: 0-0, N: 1-0)		
Date	Location	Result
Jan. 7, 1980	--	W, 77-36%
%Chicago Shootout		

Evangel 2-1 (H: 2-0, A: 0-1, N: 0-0)		
Date	Location	Result
Feb. 13, 1981	Springfield, Mo.	L, 47-66
Feb. 12, 1982	Cape Girardeau, Mo.	W, 76-48
Nov. 24, 2017	Cape Girardeau, Mo.	W, 72-60!
!-SEMO Thanksgiving Classic		

Evansville 5-3 (H: 3-0, A: 2-2, N: 0-1)		
Date	Location	Result
Jan. 28, 1981	Evansville, Ind.	W< 70-68
Feb. 16, 1982	Cape Girardeau, Mo.	W, 101-65
Dec. 8, 1982	Evansville, Ind.	L, 58-63
Feb. 8, 1984	Cape Girardeau, Mo.	W, 87-64
Nov. 26, 1991	Evansville, Ind.	L, 63-65
Jan. 3, 1994	Cape Girardeau, Mo.	W, 88-61
Mar. 20, 2008	--	L, 58-60^
Nov. 20, 2016	Evansville, Ind.	W, 76-74
^--WNIT		

Florida International 2-0 (H: 0-0, A: 0-0, N: 2-0)		
Date	Location	Result
Dec. 31, 1982	--	W, 81-67#
Jan. 7, 1984	--	W, 74-61
#-Miami Dial Classic		

Florida State 0-2 (H: 0-1, A: 0-1, N: 0-0)		
Date	Location	Result
Nov. 17, 2006	Cape Girardeau, Mo.	L, 50-64
Nov. 25, 2008	Tallahassee, Flo.	L, 31-62

Forest Park 4-3 (H: 1-0, A: 2-1, N: 0-0)		
Date	Location	Result
1975-1976	--	L, 43-47
1975-76	--	L, 43-68
1976-77	--	W, 64-47
Jan. 25, 1978	St. Louis, Mo.	W+
Feb. 3, 1978	St. Louis, Mo.	W+
Feb. 14, 1978	St. Louis, Mo.	L, 49-55
Dec. 20, 1978	Cape Girardeau, Mo.	W, 71-46
+-Game results not available		

Gardner-Webb 1-0 (H: 0-0, A: 0-0, N: 1-0)		
Date	Location	Result
Dec. 21, 2002	--	W, 98-63

George Mason 0-1 (H: 0-0, A: 0-0, N: 1-0)		
Date	Location	Result
Nov. 18, 2017	--	L, 38-57!
!-Preseason WNIT		

Greenville 0-1 (H: 0-0, A: 0-1, N: 0-0)		
Date	Location	Result
Feb. 14, 1979	Greenville, Ill.	L, 57-63

Hannibal-La Grange 1-0 (H: 1-0, A: 0-0, N: 0-0)		
Date	Location	Result
Nov. 14, 2016	Cape Girardeau, Mo.	W, 99-52

Harris-Stowe 3-0 (H: 3-0, A: 0-0, N: 0-0)		
Date	Location	Result
Nov. 21, 2006	Cape Girardeau, Mo.	W, 101-78
Feb. 4, 2008	Cape Girardeau, Mo.	W, 73-45
Nov. 16, 2015	Cape Girardeau, Mo.	W, 78-66

Hawaii 1-0 (H: 0-0, A: 0-0, N: 1-0)		
Date	Location	Result
Dec. 9, 2004	--	W, 79-69&*
&-Wakiki Beach Marriott Invitational		

Henderson State 2-0 (H: 2-0, A: 0-0, N: 0-0)		
Date	Location	Result
Nov. 22, 2002	Cape Girardeau, Mo.	W, 85-55
Nov. 26, 2005	Cape Girardeau, Mo.	W, 79-66%*
Nov. 13, 2007	Cape Girardeau, Mo.	W, 59-58
%Southeast Hospital Classic		

Houston 0-1 (H: 0-0, A: 0-0, N: 0-1)		
Date	Location	Result
Nov. 23, 2012	--	L, 44-61!
!-David Jones Classic		

Idaho 0-1 (H: 0-0, A: 0-0, N: 0-1)		
Date	Location	Result
Dec. 14, 2014	--	L, 62-78!
!-Glass City Classic		

Idaho State 0-1 (H: 0-0, A: 0-0, N: 0-1)		
Date	Location	Result
Nov. 27, 2015	--	L, 64-65!
!-UTEP Thanksgiving Classic		

Illinois College 1-1 (H: 0-0, A: 0-1, N: 1-0)		
Date	Location	Result
Feb. 21, 1981	Jacksonville, Ill.	W, 84-47
Nov. 27, 2004	--	W, 85-62&*
Dec. 18, 2004	Chicago, Ill.	L, 76-78*
&-Healthpoint Plaza Thanksgiving Classic		

Illinois at Chicago 2-2 (H: 1-1, A: 0-1, N: 0-0)		
Date	Location	Result
Nov. 25, 1995	Cape Girardeau, Mo.	L, 45-59!
Nov. 15, 2011	Chicago, Ill.	L, 54-69
Jan. 4, 1983	--	W, 74-61
Dec. 1, 2012	Cape Girardeau, Mo.	W, 67-62
!-Otahkian Shootout		

Illinois-Springfield 2-0 (H: 2-0, A: 0-0, N: 0-0)		
Date	Location	Result
Dec. 12, 2013	Cape Girardeau, Mo.	W, 72-56
Dec. 21, 2014	Cape Girardeau, Mo.	W, 73-56

Indiana State 0-5 (H: 0-2, A: 0-2, N: 0-0)		
Date	Location	Result
Nov. 21, 1998	Terre Haute, Ind.	L, 56-78
Dec. 10, 1999	Cape Girardeau, Mo.	L, 58-77
Dec. 20, 2002	--	L, 71-82
Nov. 28, 2008	Cape Girardeau, Mo.	L, 72-75
Nov. 24, 2009	Terre Haute, Ind.	L, 28-72

IU-Southeast 1-0 (H: 1-0, A: 0-0, N: 0-0)		
Date	Location	Result
Nov. 3, 2017	Cape Girardeau, Mo.	W, 76-53

Indianapolis**1-0****(H: 1-0, A: 0-0, N: 0-0)**

Date	Location	Result
Nov. 30, 1990	Cape Girardeau, Mo. @-Otahkian Shootout	W, 73-57@

Jackson State**1-0****(H: 0-0, A: 0-0, N: 1-0)**

Date	Location	Result
Nov. 13, 2010	-- !-Inn at Ole Miss Classic	W, 55-37!

Jacksonville State**14-6****(H: 8-1, A: 6-5, N: 0-0)**

Date	Location	Result
Jan. 29, 2004	Jacksonville, Ala.	L, 83-95
Jan. 27, 2005	Cape Girardeau, Mo.	W, 94-51*
Dec. 20, 2005	Jacksonville, Ala.	W, 83-76*
Feb. 25, 2006	Cape Girardeau, Mo.	W, 82-72*
Dec. 17, 2006	Cape Girardeau, Mo.	W, 90-83
Feb. 24, 2007	Jacksonville, Ala.	W, 85-50
Dec. 20, 2007	Jacksonville, Ala.	W, 83-71
Mar. 1, 2008	Cape Girardeau, Mo.	W, 85-42
Mar. 4, 2008	Cape Girardeau, Mo.	W, 67-45^
Jan. 5, 2009	Jacksonville, Ala.	W, 82-60
Jan. 29, 2009	Cape Girardeau, Mo.	W, 57-37
Jan. 4, 2010	Cape Girardeau, Mo.	W, 56-53
Jan. 28, 2010	Jacksonville, Ala.	W, 52-47
Dec. 19, 2011	Jacksonville, Ala.	L, 48-62
Jan. 27, 2011	Cape Girardeau, Mo.	L, 49-51
Jan. 2, 2012	Cape Girardeau, Mo.	W, 66-48
Feb. 23, 2012	Jacksonville, Ala.	W, 54-47
Feb. 23, 2013	Jacksonville, Ala.	L, 57-60
Feb. 22, 2014	Cape Girardeau, Mo.	W, 59-48
Jan. 14, 2015	Jacksonville, Ala.	L, 34-70
Jan. 13, 2016	Cape Girardeau, Mo.	W, 61-47
Feb. 1, 2017	Jacksonville, Ala.	W, 65-58
Jan. 27, 2018	Jacksonville, Ala.	L, 48-55

Johnson C. Smith**1-0****(H: 0-0, A: 1-0, N: 0-0)**

Date	Location	Result
Dec. 2, 1989	Charlotte, NC &-JC Smith Tournament	W, 78-43&

Kansas**0-2****(H: 0-0, A: 0-2, N: 0-0)**

Date	Location	Result
Nov. 14, 2012	Lawrence, Kan.	L, 58-68
Dec. 10, 2017	Lawrence, Kan.	L, 50-51

Kansas State**0-1****(H: 0-0, A: 0-0, N: 0-1)**

Date	Location	Result
Dec. 30, 2003	-- \$-UTSA Classic	L, 42-78\$

Kentucky Wesleyan**5-1****(H: 4-0, A: 1-1, N: 0-0)**

Date	Location	Result
Dec. 4, 1982	Cape Girardeau, Mo.	W, 75-51
Dec. 8, 1983	Owensboro, Ky.	W, 67-49
Dec. 7, 1985	Cape Girardeau, Mo.	W, 93-39
Dec. 7, 1989	Owensboro, Ky.	L, 70-73
Dec. 30, 1989	Cape Girardeau, Mo.	W, 77-43
Dec. 1, 1993	Cape Girardeau, Mo.	W, 90-54

Langston**0-1****(H: 0-1, A: 0-0, N: 0-0)**

Date	Location	Result
Nov. 24, 1979	Cape Girardeau, Mo.	L, 62-77

Lincoln**18-8****(H: 9-3, A: 8-4, N: 1-0)**

Date	Location	Result
1976-1977	--	L, 52-58
Jan. 18, 1978	Cape Girardeau, Mo.	L, 54-55
Feb. 11, 1978	Lincoln, Neb.	L, 44-77
Nov. 13, 1979	Lincoln, Neb.	L, 53-61
Jan. 19, 1980	Cape Girardeau, Mo.	L, 59-60
Nov. 14, 1980	Cape Girardeau, Mo.	L, 70-82
Feb. 6, 1981	Lincoln, Neb.	L, 60-73
Dec. 1, 1981	Lincoln, Neb.	W, 78-39
Jan. 20, 1982	Cape Girardeau, Mo.	W, 82-59
Jan. 29, 1983	Cape Girardeau, Mo.	W, 81-66
Feb. 19, 1983	Lincoln, Neb.	W, 68-60
Jan. 28, 1984	Lincoln, Neb.	W, 85-68
Feb. 18, 1984	Cape Girardeau, Mo.	W, 78-58
Jan. 30, 1985	Lincoln, Neb.	L, 54-67
Feb. 20, 1985	Cape Girardeau, Mo.	W, 64-56
Jan. 29, 1986	Cape Girardeau, Mo.	W, 92-46
Feb. 19, 1986	Lincoln, Neb.	W, 90-70
Feb. 27, 1986	--	W, 96-75^
Jan. 28, 1987	Lincoln, Neb.	W, 87-48
Feb. 18, 1987	Cape Girardeau, Mo.	W, 72-49
Feb. 3, 1988	Lincoln, Neb.	W, 74-56
Feb. 24, 1988	Cape Girardeau, Mo.	W, 83-48
Feb. 1, 1989	Cape Girardeau, Mo.	W, 84-67
Feb. 22, 1989	Lincoln, Neb.	W, 92-70
Feb. 24, 1990	Cape Girardeau, Mo.	W, 91-43
Feb. 23, 1991	Lincoln, Neb.	W, 81-44

^MIAA Tournament

Lindenwood**1-0****(H: 1-0, A: 0-0, N: 0-0)**

Date	Location	Result
Dec. 3, 2012	Cape Girardeau, Mo.	W, 66-56

Lindenwood-Belleville**1-0****(H: 1-0, A: 0-0, N: 0-0)**

Date	Location	Result
Dec. 30, 2010	Cape Girardeau, Mo.	W, 77-46

Lipscomb**6-2****(H: 3-1, A: 3-1, N: 0-0)**

Date	Location	Result
Dec. 9, 1986	Cape Girardeau, Mo.	W, 70-48
Jan. 7, 1989	Nashville, Tenn.	W, 86-75
Nov. 29, 2000	Cape Girardeau, Mo.	L, 60-61
Nov. 27, 2001	Nashville, Tenn.	W, 72-58
Dec. 5, 2002	Cape Girardeau, Mo.	W, 71-50
Dec. 20, 2003	Nashville, Tenn.	L, 47-52
Dec. 8, 2015	Nashville, Tenn.	W, 84-69
Dec. 6, 2016	Cape Girardeau, Mo.	W, 79-63

Longwood**1-0****(H: 0-0, A: 0-0, N: 1-0)**

Date	Location	Result
Dec. 20, 2011	-- &-Wright State Holiday Invitational	W, 56-52&

Louisiana**0-1****(H: 0-0, A: 0-0, N: 0-1)**

Date	Location	Result
Nov. 25, 2016	-- !-Southern Miss Thanksgiving Tournament	L, 78-82 ^{OT} !

**Louisiana-Lafayette
Previously SW Louisiana****1-1****(H: 1-0, A: 0-1, N: 0-0)**

Date	Location	Result
Jan. 3, 1986	Lafayette, LA	L, 70-72
Nov. 25, 1994	Cape Girardeau, Mo.	W, 73-60!

Louisiana Tech**0-1****(H: 0-0, A: 0-0, N: 0-1)**

Date	Location	Result
Nov. 27, 1999	Las Vegas, NV !-UNLV Lady Rebel Shootout	L, 54-96!

Louisville 0-2 (H: 0-0, A: 0-2, N: 0-0)		
Date	Location	Result
Nov. 19, 2010	Louisville, Ky.	L, 43-97
Nov. 10, 2017	Louisville, Ky.	L, 40-80
Lyon College 0-0 (H: 0-0, A: 0-0, N: 0-0)		
Date	Location	Result
Nov. 23, 2004	Cape Girardeau, Mo.	W, 105-45*
MacMurray 1-0 (H: 0-0, A: 1-0, N: 0-0)		
Date	Location	Result
Feb. 20, 1981	Jacksonville, Ill.	W, 92-49
Mankato State 1-0 (H: 0-0, A: 0-0, N: 1-0)		
Date	Location	Result
Dec. 2, 1988	Highland Hts., Ky.	W, 70-46#
#-Perkins NKU Classic		
Martin Methodist 1-0 (H: 1-0, A: 0-0, N: 0-0)		
Date	Location	Result
Dec. 28, 2006	Cape Girardeau, Mo.	W, 93-53
Maryville (St. Louis) 0-0 (H: 0-0, A: 0-0)		
Date	Location	Result
Nov. 23, 2010	Cape Girardeau, Mo.	W, 61-48
McKendree 0-0 (H: 0-0, A: 0-0, N: 0-0)		
Date	Location	Result
1978-1979	--	W, 85-36
Jan. 17, 1980	Cape Girardeau, Mo.	W, 93-55
Feb. 23, 1982	Cape Girardeau, Mo.	W, 77-58
Dec. 10, 1984	Cape Girardeau, Mo.	W, 85-50
Dec. 8, 1986	Cape Girardeau, Mo.	W, 89-46
Oct. 29, 2017	Cape Girardeau, Mo.	W, 61-34
Memphis Previously Memphis State 0-3 (H: 0-0, A: 0-1, N: 0-0)		
Date	Location	Result
1976-1977	--	L, 29-93
1976-1977	--	L, 24-109
Dec. 16, 2016	Memphis, Tenn.	L, 63-65

Meramec 4-5 (H: 1-0, A: 0-1, N: 0-0)		
Date	Location	Result
1975-1976	--	L, 61-66
1976-1977	--	L, 51-57!
1976-1977	--	L, 55-79
Nov. 10, 1977	--	L+
Nov. .29, 1977	--	L+
Jan. 9, 1978	--	W+
Jan. 16, 1978	--	W+
1978-1979	--	W, 61-59
Feb. 13, 1979	Cape Girardeau, Mo.	W, 61-59
+-Game results not available		
!-Meramec Classic		
Metropolitan State 1-0 (H: 0-0, A: 1-0, N: 0-0)		
Date	Location	Result
Jan. 6, 1988	Saint Paul, MN	W, 83-57
Middle Tennessee State 4-16 (H: 2-7, A: 2-7, N: 0-2)		
Date	Location	Result
Jan. 11, 1992	Murfreesboro, Tenn.	L, 57-81
Feb. 24, 1992	Cape Girardeau, Mo.	L, 67-82
Jan. 30, 1993	Cape Girardeau, Mo.	L, 58-65
Feb. 27, 1993	Murfreesboro, Tenn.	L, 65-75
Jan. 17, 1994	Cape Girardeau, Mo.	L, 67-70
Feb. 14, 1994	Murfreesboro, Tenn.	W, 68-64
Mar. 5, 1994	--	L, 70-71^
Jan. 16, 1995	Murfreesboro, Tenn.	L, 64-73
Feb. 11, 1995	Cape Girardeau, Mo.	L, 67-78
Jan. 13, 1996	Murfreesboro, Tenn.	L, 64-78
Feb. 12, 1996	Cape Girardeau, Mo.	W, 82-81
Jan. 18, 1997	Murfreesboro, Tenn.	W, 74-73 ^{OT}
Feb. 17, 1997	Cape Girardeau, Mo.	L, 63-78
Jan. 10, 1998	Cape Girardeau, Mo.	L, 71-89
Feb. 7, 1998	Murfreesboro, Tenn.	L, 67-95
Jan. 7, 1999	Murfreesboro, Tenn.	L, 75-82
Feb. 4, 1999	Cape Girardeau, Mo.	W, 76-73
Dec. 4, 1999	Murfreesboro, Tenn.	L, 81-85 ^{OT}
Feb. 8, 2000	Cape Girardeau, Mo.	L, 58-67
Feb. 29, 2000	--	L, 57-76^
^--OVC Tournament		
Milikin 2-0 (H: 0-1, A: 0-2, N: 0-0)		
Date	Location	Result
Dec. 28, 1982	--	W, 88-59#
Dec. 9, 1985	Decatur, Ill.	W, 93-67
#-Miami Dial Classic		

Mississippi 0-3 (H: 0-1, A: 0-2, N: 0-0)		
Date	Location	Result
Dec. 5, 1986	Oxford, Miss.	L, 63-72#
Nov. 21, 2011	Cape Girardeau, Mo.	L, 43-51
Nov. 25, 2014	Oxford, Miss.	L, 57-58
#-Ole Miss Dial Classic		
Mississippi State 0-1 (H: 0-0, A: 0-1, N: 0-0)		
Date	Location	Result
Dec. 11, 1982	Starkville, Miss.	L, 44-77
Mississippi Valley State 2-1 (H: 1-0, A: 0-1, N: 1-0)		
Date	Location	Result
Nov. 19, 1999	Jonesboro, Ark.	W, 77-42!
Dec. 4, 2000	Itta Bena, Miss.	L, 63-69 ^{OT}
Dec. 30, 2000	Cape Girardeau, Mo.	W, 78-44
!-Arkansas State Lady Indian Invitational		
Missouri 1-17 (H: 1-4, A: 0-12, N: 0-1)		
Date	Location	Result
1975-76	Columbia, Mo.	L, 44-95
1976-77	Cape Girardeau, Mo.	L, 39-97
1976-77	Columbia, Mo.	L, 55-89
Nov. 28, 1978	Columbia, Mo.	L, 36-101
Nov. 22, 1991	Cape Girardeau, Mo.	L, 57-68
Dec. 31, 1991	Columbia, Mo.	L, 50-58
Dec. 11, 1993	Columbia, Mo.	L, 60-89
Dec. 7, 1994	Cape Girardeau, Mo.	L, 58-69
Dec. 9, 1995	Columbia, Mo.	L, 62-75
Dec. 2, 1996	Cape Girardeau, Mo.	L, 65-103
Nov. 20, 1997	Columbia, Mo.	L, 53-76
Nov. 24, 1998	Cape Girardeau, Mo.	W, 90-71
Dec. 1, 2001	Edinburg, Texas	L, 62-80#
Dec. 29, 2008	Columbia, Mo.	L, 31-60
Nov. 29, 2012	Columbia, Mo.	L, 51-80
Nov. 21, 2013	Columbia, Mo.	L, 57-62
Nov. 17, 2014	Columbia, Mo.	L, 42-88
Dec. 2, 2015	Columbia, Mo.	L, 32-74
#-Texas-Pan American Classic		
Missouri Baptist 8-0 (H: 6-0, A: 2-0, N: 0-0)		
Date	Location	Result
Dec. 8, 1987	Cape Girardeau, Mo.	W, 106-57
Nov. 23, 1988	Creve Coeur, Mo.	W, 97-50
Nov. 17, 1989	Cape Girardeau, Mo.	W, 94-65
Dec. 29, 1990	Creve Coeur, Mo.	W, 86-54
Jan. 2, 2002	Cape Girardeau, Mo.	W, 70-53
Feb. 4, 1991	Cape Girardeau, Mo.	W, 94-44

Jan. 6, 1992	Cape Girardeau, Mo.	W, 81-42
Nov. 17, 2000	Cape Girardeau, Mo.	W, 83-53

**Missouri State
2-12
(H: 2-5, A: 0-5, N: 0-0)**

Date	Location	Result
1975-1976	--	L, 44-95
1976-1977	--	L, 38-93
Jan. 28, 1978	Cape Girardeau, Mo.	L, 49-73
Nov. 18, 1978	Springfield, Mo.	L, 67-69
Feb. 1, 1980	Cape Girardeau, Mo.	L, 54-63
Nov. 18, 1980	Cape Girardeau, Mo.	L, 69-84
Jan. 29, 1982	Cape Girardeau, Mo.	W, 84-68
Nov. 26, 2002	Springfield, Mo.	L, 76-85*
Dec. 23, 2003	Springfield, Mo.	L, 59-87*
Dec. 22, 2004	Cape Girardeau, Mo.	L, 64-73*
Nov. 14, 2008	Cape Girardeau, Mo.	W, 67-64
Nov. 21, 2009	Springfield, Mo.	L, 46-72
Dec. 21, 2012	Cape Girardeau, Mo.	L, 55-69
Dec. 21, 2013	Springfield, Mo.	L, 66-77

**Missouri Southern State
6-0**

(H: 2-0, A: 3-0, N: 1-0)

Date	Location	Result
Nov. 26, 1978	--	W, 73-66#
Dec. 11, 1981	Joplin, Mo.	W, 75-70
Jan. 17, 1990	Cape Girardeau, Mo.	W, 98-55
Feb. 7, 1990	Joplin, Mo.	W, 80-62
Jan. 16, 1991	Joplin, Mo.	W, 64-51
Feb. 6, 1991	Cape Girardeau, Mo.	W, 68-60
	#-Woods Owl Classic	

**Missouri Western State
2-0**

(H: 1-0, A: 0-0, N: 0-0)

Date	Location	Result
Jan. 20, 1990	St. Joseph, Mo.	W, 71-58
Jan. 19, 1991	Cape Girardeau, Mo.	W, 78-61

**Missouri-Kansas City
7-3**

(H: 4-1, A: 3-2)

Date	Location	Result
Dec. 3, 1991	Kansas City, Mo.	L, 51-70
Feb. 6, 1993	Cape Girardeau, Mo.	L, 50-75
Feb. 21, 1994	Kansas City, Mo.	W, 84-64
Nov. 28, 1994	Cape Girardeau, Mo.	W, 63-58
Nov. 23, 1999	Cape Girardeau, Mo.	W, 70-71^
Nov. 21, 2000	Kansas City, Mo.	W, 65-48
Nov. 12, 2012	Kansas City, Mo.	L, 64-69
Nov. 14, 2013	Cape Girardeau, Mo.	W, 76-74
Dec. 10, 2014	Kansas City, Mo.	W, 65-50
Nov. 20, 2015	Cape Girardeau, Mo.	W, 78-65

^UMKC forfeit due to using ineligible players.

Missouri-Rolla

23-8

(H: 11-4, A: 9-4, N: 0-0)

Date	Location	Result
Dec. 3, 1977	Cape Girardeau, Mo.	L, 41-99
Dec. 9, 1977	Rolla, Mo.	L+
Dec. 1, 1978	Cape Girardeau, Mo.	L, 49-58
Feb. 2, 1979	Rolla, Mo.	L, 50-71
Nov. 20, 1979	Rolla, Mo.	L, 60-69
Jan. 28, 1980	Cape Girardeau, Mo.	L, 49-71
Nov. 24, 1980	Cape Girardeau, Mo.	W, 60-57
Feb. 9, 1981	Cape Girardeau, Mo.	L, 56-57
Nov. 28, 1981	--	W, 83-68&
Dec. 4, 1981	Rolla, Mo.	W, 73-64
Feb. 13, 1982	Cape Girardeau, Mo.	W, 84-62
Jan. 26, 1983	Rolla, Mo.	W, 87-54
Feb. 16, 1983	Cape Girardeau, Mo.	W, 80-44
Jan. 25, 1984	Cape Girardeau, Mo.	W, 78-41
Feb. 15, 1984	Rolla, Mo.	W, 90-63
Jan. 9, 1985	Cape Girardeau, Mo.	W, 89-41
Feb. 2, 1985	Rolla, Mo.	L, 69-72
Jan. 8, 1986	Rolla, Mo.	W, 87-69
Feb. 1, 1986	Cape Girardeau, Mo.	W, 90-41
Jan. 7, 1987	Cape Girardeau, Mo.	W, 73-72
Jan. 31, 1987	Rolla, Mo.	W, 71-67
Feb. 26, 1987	--	W, 76-64^
Jan. 13, 1988	Rolla, Mo.	W, 72-40
Feb. 6, 1988	Cape Girardeau, Mo.	W, 60-47
Jan. 11, 1989	Cape Girardeau, Mo.	W, 86-73
Feb. 4, 1989	Rolla, Mo.	W, 63-54
Mar. 2, 1989	--	W, 68-53^
Feb. 3, 1990	Rolla, Mo.	W, 75-58
Feb. 21, 1990	Cape Girardeau, Mo.	W, 73-53
Feb. 2, 1991	Cape Girardeau, Mo.	W, 71-56
Feb. 20, 1991	Rolla, Mo.	W, 64-52

^MIAA Tournament

&-UMSL Tourn. (St. Louis, Mo.)

+-Game Results not available

Missouri-Saint Louis

27-5

(H: 16-0, A: 11-3, N: 0-0)

Date	Location	Result
1975-1976	--	L, 31-71
1976-1977	--	L, 34-70
Jan. 31, 1978	St. Louis, Mo.	W, 63-46
Jan. 23, 1979	Cape Girardeau, Mo.	W, 67-58
Jan. 21, 1980	Cape Girardeau, Mo.	W, 56-53
Jan. 30, 1980	St. Louis, Mo.	L, 35-60
Jan. 21, 1981	Cape Girardeau, Mo.	W, 83-66
Feb. 18, 1981	St. Louis, Mo.	L, 47-70
Nov. 29, 1981	St. Louis, Mo.	L, 69-72!
Dec. 9, 1981	St. Louis, Mo.	W, 80-63
Feb. 3, 1982	Cape Girardeau, Mo.	W, 70-63
Feb. 25, 1982	Cape Girardeau, Mo.	W, 56-45
Jan. 12, 1983	St. Louis, Mo.	W, 74-61
Feb. 26, 1983	Cape Girardeau, Mo.	W, 96-60

Jan. 11, 1984	Cape Girardeau, Mo.	W, 90-61
Feb. 25, 1984	St. Louis, Mo.	W, 83-66
Jan. 23, 1985	Cape Girardeau, Mo.	W, 69-59
Feb. 13, 1985	St. Louis, Mo.	W, 69-64
Jan. 22, 1986	St. Louis, Mo.	W, 70-66
Feb. 12, 1986	Cape Girardeau, Mo.	W, 84-56
Jan. 21, 1987	Cape Girardeau, Mo.	W, 75-50
Feb. 11, 1987	St. Louis, Mo.	W, 72-55
Jan. 27, 1988	St. Louis, Mo.	W, 70-64 ^{OT}
Feb. 17, 1988	Cape Girardeau, Mo.	W, 77-44
Jan. 25, 1989	Cape Girardeau, Mo.	W, 80-60
Feb. 15, 1989	St. Louis, Mo.	W, 76-52
Jan. 10, 1990	Cape Girardeau, Mo.	W, 89-63
Jan. 31, 1990	St. Louis, Mo.	W, 87-53
Jan. 9, 1991	St. Louis, Mo.	W, 91-67
Jan. 30, 1991	Cape Girardeau, Mo.	W, 78-38
Dec. 8, 1992	Cape Girardeau, Mo.	W, 81-58
Nov. 13, 2009	Cape Girardeau, Mo.	W, 66-53
	!-UMSL Tourn. (St. Louis, Mo.)	

Missouri Valley

1-0

(H: 1-0, A: 0-0, N: 0-0)

Date	Location	Result
Nov. 14, 2017	Cape Girardeau, Mo.	W, 69-34

Montana

0-1

(H: 0-0, A: 0-0, N: 0-1)

Date	Location	Result
Nov. 16, 2001	--	L, 63-78\$

\$-Lady Tiger Tournament

Morehead State

23-20

(H: 14-9, A: 9-11)

Date	Location	Result
Mar. 10, 1982	--	W, 60-46^
Jan. 18, 1992	Cape Girardeau, Mo.	W, 85-84
Feb. 17, 1992	Morehead, Ky.	W, 70-69
Jan. 23, 1993	Cape Girardeau, Mo.	W, 80-75
Feb. 13, 1993	Morehead, Ky.	W, 74-62
Jan. 10, 1994	Morehead, Ky.	L, 73-80
Feb. 5, 1994	Cape Girardeau, Mo.	W, 72-54
Jan. 9, 1995	Cape Girardeau, Mo.	W, 81-78
Feb. 4, 1995	Morehead, Ky.	W, 87-69
Jan. 8, 1996	Morehead, Ky.	L, 83-95
Feb. 3, 1996	Cape Girardeau, Mo.	W, 84-79
Jan. 13, 1997	Cape Girardeau, Mo.	W, 75-72
Feb. 8, 1997	Morehead, Ky.	L, 68-83
Jan. 3, 1998	Morehead, Ky.	L, 95-98 ^{OT}
Feb. 2, 1998	Cape Girardeau, Mo.	W, 82-74 ^{OT}
Jan. 4, 1999	Cape Girardeau, Mo.	W, 65-58
Jan. 30, 1999	Morehead, Ky.	W, 104-70
Jan. 27, 2000	Cape Girardeau, Mo.	W, 85-62
Feb. 24, 2000	Morehead, Ky.	W, 82-76
Jan. 27, 2001	Morehead, Ky.	W, 67-66

Feb. 24, 2001	Cape Girardeau, Mo.	W, 81-61
Jan. 12, 2002	Cape Girardeau, Mo.	L, 70-79
Feb. 7, 2002	Morehead, Ky.	L, 72-79
Jan. 11, 2003	Morehead, Ky.	W, 83-63
Feb. 10, 2003	Cape Girardeau, Mo.	W, 78-64
Feb. 21, 2004	Cape Girardeau, Mo.	W, 88-62
Feb. 19, 2005	Morehead, Ky.	W, 82-70*
Jan. 26, 2006	Cape Girardeau, Mo.	W, 62-50*
Feb. 9, 2006	Morehead, Ky.	W, 58-43*
Jan. 24, 2007	Morehead, Ky.	L, 58-68
Feb. 8, 2007	Cape Girardeau, Mo.	W, 84-70
Jan. 24, 2008	Cape Girardeau, Mo.	W, 66-58
Feb. 7, 2008	Morehead, Ky.	W, 50-48
Jan. 15, 2009	Cape Girardeau, Mo.	L, 68-74
Feb. 14, 2009	Morehead, Ky.	L, 54-55
Jan. 14, 2010	Morehead, Ky.	L, 37-75
Feb. 13, 2010	Cape Girardeau, Mo.	L, 50-65
Jan. 13, 2011	Cape Girardeau, Mo.	L, 69-85
Feb. 12, 2011	Morehead, Ky.	L, 40-89
Dec. 28, 2011	Cape Girardeau, Mo.	L, 57-61
Jan. 21, 2013	Cape Girardeau, Mo.	L, 64-70
Jan. 20, 2014	Morehead, Ky.	L, 59-62
Jan. 8, 2015	Cape Girardeau, Mo.	L, 59-64
Jan. 7, 2016	Morehead, Ky.	W, 89-79
Feb. 4, 2017	Cape Girardeau, Mo.	L, 72-82
Jan. 11, 2018	Cape Girardeau, Mo.	L, 56-59
Feb. 8, 2018	Morehead, Ky.	L, 58-60
^~AIAW DII Tournament		

Morningside

2-0

(H: 0-0, A: 0-0, N: 1-0)

Date	Location	Result
Nov. 25, 1983	--	W, 71-60
Nov. 29, 1985	Omaha, Neb.	W, 97-64#
#-Nebraska-Omaha Tournament		

Murray State

34-26

(H: 21-10, A: 12-16, N: 1-0)

Date	Location	Result
1976-77	Murray, Ky.	L, 47-105
1976-77	Cape Girardeau, Mo.	L, 38-63
Dec. 4, 1984	Murray, Ky.	L, 64-74
Jan. 16, 1985	Cape Girardeau, Mo.	L, 64-66
Nov. 28, 1989	Murray, Ky.	L, 68-72
Nov. 26, 1990	Cape Girardeau, Mo.	W, 76-56
Jan. 13, 1992	Murray, Ky.	W, 74-73
Feb. 22, 1992	Cape Girardeau, Mo.	W, 78-60
Jan. 16, 1993	Cape Girardeau, Mo.	W, 70-67
Feb. 8, 1993	Murray, Ky.	W, 86-72
Feb. 2, 1994	Murray, Ky.	W, 70-61
Feb. 19, 1994	Cape Girardeau, Mo.	W, 83-65
Feb. 1, 1995	Cape Girardeau, Mo.	L, 77-80
Feb. 18, 1995	Murray, Ky.	L, 64-65
Feb. 1, 1996	Murray, Ky.	L, 61-76
Feb. 22, 1996	Cape Girardeau, Mo.	W, 77-69
Mar. 2, 1996	Cape Girardeau, Mo.	L, 56-73^
Jan. 23, 1997	Murray, Ky.	L, 50-52

Feb. 6, 1997	Cape Girardeau, Mo.	W, 66-62
Jan. 17, 1998	Murray, Ky.	W, 74-65
Feb. 14, 1998	Cape Girardeau, Mo.	L, 65-66
Jan. 14, 1999	Cape Girardeau, Mo.	W, 78-59
Feb. 11, 1999	Murray, Ky.	L, 63-64
Feb. 23, 1999	Cape Girardeau, Mo.	W, 66-60^
Jan. 15, 2000	Murray, Ky.	L, 49-54
Feb. 12, 2000	Cape Girardeau, Mo.	L, 55-66
Jan. 11, 2001	Cape Girardeau, Mo.	W, 74-66
Feb. 8, 2001	Murray, Ky.	L, 61-62
Jan. 19, 2002	Murray, Ky.	W, 71-55
Feb. 16, 2002	Cape Girardeau, Mo.	W, 72-64
Jan. 18, 2003	Cape Girardeau, Mo.	W, 82-69
Feb. 15, 2003	Murray, Ky.	W, 62-53
Feb. 7, 2004	Cape Girardeau, Mo.	W, 74-60
Feb. 26, 2004	Murray, Ky.	L, 59-64
Mar. 2, 2004	Cape Girardeau, Mo.	W, 76-51^
Feb. 5, 2005	Murray, Ky.	W, 60-40*
Feb. 24, 2005	Cape Girardeau, Mo.	W, 86-69*
Jan. 7, 2006	Murray, Ky.	W, 72-62*
Jan. 28, 2006	Cape Girardeau, Mo.	W, 71-52*
Feb. 28, 2006	--	W, 80-49**
Jan. 8, 2007	Murray, Ky.	W, 67-61
Jan. 27, 2007	Cape Girardeau, Mo.	W, 66-63 ^{2OT}
Mar. 3, 2007	Nashville, Tenn.	W, 62-60^
Jan. 7, 2008	Cape Girardeau, Mo.	L, 68-71
Jan. 26, 2008	Murray, Ky.	W, 81-74
Jan. 24, 2009	Murray, Ky.	L, 65-80
Feb. 19, 2009	Cape Girardeau, Mo.	W, 69-51
Jan. 23, 2010	Cape Girardeau, Mo.	L, 72-90
Feb. 18, 2010	Murray, Ky.	L, 52-61
Jan. 22, 2011	Murray, Ky.	W, 48-44
Feb. 17, 2011	Cape Girardeau, Mo.	L, 34-54
Dec. 31, 2011	Cape Girardeau, Mo.	L, 75-80
Feb. 11, 2012	Murray, Ky.	L, 62-63
Jan. 7, 2013	Cape Girardeau, Mo.	W, 70-58
Mar. 2, 2013	Murray, Ky.	W, 61-58
Feb. 19, 2014	Murray, Ky.	L, 55-66
Mar. 1, 2014	Cape Girardeau, Mo.	W, 65-57
Feb. 5, 2015	Murray, Ky.	L, 81-86
Feb. 14, 2015	Cape Girardeau, Mo.	W, 88-66
Feb. 3, 2016	Cape Girardeau, Mo.	W, 96-59
Feb. 13, 2016	Murray, Ky.	L, 61-80
Jan. 25, 2017	Cape Girardeau, Mo.	W, 79-70
Feb. 22, 2017	Murray, Ky.	W, 80-67
Jan. 4, 2018	Murray, Ky.	W, 85-74
Feb. 1, 2018	Cape Girardeau, Mo.	W, 80-70
^~OVC Tournament		

National Louis

Previously National College of Education

2-0

(H: 2-0, A: 0-0, N: 0-0)

Date	Location	Result
Nov. 30, 1986	Cape Girardeau, Mo.	W, 77-52
Nov. 29, 1987	Cape Girardeau, Mo.	W, 99-30

Nebraska-Omaha

2-0

(H: 0-0, A: 1-0, N: 0-0)

Date	Location	Result
Jan. 5, 1984	--	W, 66-60
Nov. 30, 1985	Omaha, Neb.	W, 70-52#
#-Nebraska-Omaha Tournament		

Nevada

0-1

(H: 0-0, A: 0-0, N: 0-1)

Date	Location	Result
Nov. 28, 1997	--	L, 52-69!
!-Holiday Inn Classic		

Nevada-Las Vegas

0-1

(H: 0-0, A: 0-1, N: 0-0)

Date	Location	Result
Nov. 28, 1999	Las Vegas, Nev.	L, 58-69!
!-UNLV Lady Rebel Shootout		

New Mexico

0-1

(H: 0-0, A: 0-1, N: 0-0)

Date	Location	Result
Nov. 30, 2013	--	L, 55-73!
!-New Mexico Tournament		

New Mexico State

0-1

(H: 0-0, A: 0-0, N: 0-1)

Date	Location	Result
Nov. 25, 2000	--	L, 58-69!
!-Fresno State Classic		

Nicholls State

1-0

(H: 1-0, A: 0-0, N: 0-0)

Date	Location	Result
Nov. 24, 1995	Cape Girardeau, Mo.	W, 87-64!
!-Otahkian Shootout		

Norfolk State

1-0

(H: 0-0, A: 0-0, N: 1-0)

Date	Location	Result
Mar. 22, 1991	--	W, 85-52^
^~NCAA DII Tournament		

Notre Dame

0-1

(H: 0-0, A: 0-1, N: 0-0)

Date	Location	Result
Jan. 2, 2011	South Bend, Ind.	L, 21-97

North Carolina Central 1-0 (H: 0-0, A: 0-0, N: 1-0)		
Date	Location	Result
Dec. 1, 1989	--	W, 61-48\$
\$-J.C. Smith Tournament		

North Carolina State 0-1 (H: 0-0, A: 0-1, N: 0-0)		
Date	Location	Result
Nov. 11, 2011	Raleigh, NC	L, 29-66

North Central 0-1 (H: 0-0, A: 0-0, N: 0-1)		
Date	Location	Result
Jan. 16, 1982	Dekalb, Ill.	L, 60-77#
#-NIU Tournament		

North Dakota State 0-2 (H: 0-0, A: 0-0, N: 0-2)		
Date	Location	Result
Mar. 11, 1982	--	L, 70-85^
Mar. 23, 1991	--	L, 74-81!
^-AIAW DII Tournament		
!-NCAA DII Tournament		

Northeastern Illinois 2-0 (H: 0-0, A: 0-0, N: 2-0)		
Date	Location	Result
Nov. 29, 1986	Chicago, Ill.	W, 94-59
Nov. 29, 1991	Chicago, Ill.	W, 62-47

Northern Colorado 0-1 (H: 0-1, A: 0-0, N: 0-0)		
Date	Location	Result
Nov. 24, 2007	Cape Girardeau, Mo.	L, 49-60

Northern Illinois 1-2 (H: 1-0, A: 0-2, N: 0-0)		
Date	Location	Result
Jan. 15, 1982	Dekalb, Ill.	L, 44-91#
Dec. 5, 2001	Dekalb, Ill.	L, 63-71
Dec. 15, 2003	Cape Girardeau, Mo.	W, 59-57
#-NIU Tournament		

Northern Iowa 0-3 (H: 0-1, A: 0-1, N: 0-0)		
Date	Location	Result
Mar. 12, 1982	--	L, 56-59^
Nov. 17, 2010	Cape Girardeau, Mo.	L, 57-70
Dec. 1, 2011	Cedar Falls, Iowa	L, 42-62
^~AIAW DII Tournament		

Northern Kentucky 0-1 (H: 0-0, A: 0-1, N: 0-0)		
Date	Location	Result
Dec. 3, 1988	Highland Hts, Ky.	L, 54-62#
#-NKU Classic		

Northwest Missouri State 19-10 (H: 9-4, A: 8-3, N: 0-0)		
Date	Location	Result
1975-1976	--	L, 21-116
1976-1977	--	L, 30-92
Nov. 19, 1977	Cape Girardeau, Mo.	L, 44-90
Dec. 9, 1978	Cape Girardeau, Mo.	L, 41-75
Feb. 10, 1982	Maryville, Mo.	L, 60-85
Feb. 2, 1983	Cape Girardeau, Mo.	W, 87-59
Feb. 23, 1983	--	L, 64-66^
Nov. 27, 1983	Cape Girardeau, Mo.	L, 71-93
Feb. 27, 1985	--	W, 66-63^
Jan. 14, 1984	Maryville, Mo.	W, 83-66
Feb. 1, 1984	Maryville, Mo.	L, 81-87
Feb. 22, 1984	Cape Girardeau, Mo.	W, 87-67
Mar. 1, 1984	--	W, 99-77^
Jan. 12, 1985	Maryville, Mo.	L, 74-83
Feb. 9, 1985	Cape Girardeau, Mo.	W, 68-58
Feb. 23, 1985	Maryville, Mo.	W, 77-75
Jan. 11, 1986	Cape Girardeau, Mo.	W, 88-62
Feb. 8, 1986	Maryville, Mo.	W, 83-71
Jan. 10, 1987	Maryville, Mo.	W, 78-66
Feb. 7, 1987	Cape Girardeau, Mo.	W, 67-51
Jan. 16, 1988	Maryville, Mo.	W, 87-79
Feb. 11, 1988	Cape Girardeau, Mo.	W, 100-64
Jan. 14, 1989	Cape Girardeau, Mo.	W, 71-67
Feb. 11, 1989	Maryville, Mo.	W, 76-59
Feb. 25, 1989	Cape Girardeau, Mo.	W, 101-44
Jan. 6, 1990	Cape Girardeau, Mo.	L, 57-60
Feb. 10, 1990	Maryville, Mo.	W, 98-74
Mar. 1, 1990	--	W, 86-71^
Jan. 5, 1991	Maryville, Mo.	W, 65-53
Feb. 7, 1991	Cape Girardeau, Mo.	W, 95-82
^~MIAA Tournament		

Oakland City 7-0 (H: 7-0, A: 0-0, N: 0-0)		
Date	Location	Result
Jan. 2, 1997	Cape Girardeau, Mo.	W, 67-55
Dec. 13, 1997	Cape Girardeau, Mo.	W, 65-47
Dec. 8, 1998	Cape Girardeau, Mo.	W, 81-53
Dec. 7, 1999	Cape Girardeau, Mo.	W, 83-72
Dec. 6, 2000	Cape Girardeau, Mo.	W, 88-47
Nov. 20, 2001	Cape Girardeau, Mo.	W, 80-66
Dec. 16, 2002	Cape Girardeau, Mo.	W, 90-42
Dec. 31, 2004	Cape Girardeau, Mo.	W, 74-49*

Oklahoma 0-4 (H: 0-0, A: 0-3, N: 0-1)		
Date	Location	Result
Dec. 28, 2002	Norman, Okla.	L, 59-87
Nov. 24, 2003	Norman, Okla.	L, 48-83
Nov. 19, 2004	Norman, Okla.	L, 62-84*
Mar. 17, 2007	--	L, 60-74^
^~NCAA Tournament		

Oral Roberts 7-1 (H: 4-0, A: 3-1, N: 0-0)		
Date	Location	Result
Nov. 19, 1990	Tulsa, Okla.	W, 87-69
Nov. 28, 1990	Cape Girardeau, Mo.	W, 100-61
Dec. 9, 1993	Cape Girardeau, Mo.	W, 68-44
Jan. 5, 1994	Tulsa, Okla.	W, 64-54
Jan. 4, 1995	Tulsa, Okla.	W, 74-55
Feb. 20, 1995	Cape Girardeau, Mo.	W, 64-45
Feb. 24, 1996	Cape Girardeau, Mo.	W, 90-71
Jan. 15, 1997	Tulsa, Okla.	L, 50-74

Prairie View A&M 1-0 (H: 0-0, A: 0-0, N: 1-0)		
Date	Location	Result
Nov. 29, 2003	--	W, 85-38\$
\$-Texas-Corpus Christi Tournament		

Pittsburg State 5-0 (H: 2-0, A: 2-0, N: 1-0)		
Date	Location	Result
Jan. 24, 1990	Cape Girardeau, Mo.	W, 88-46
Feb. 14, 1990	Pittsburg, KS	W, 86-63
Jan. 23, 1991	Pittsburg, KS	W, 87-69
Feb. 13, 1991	Cape Girardeau, Mo.	W, 101-49
Feb. 26, 1991	--	W, 81-74^
^~MIAA Tournament		

Providence 0-1 (H: 0-0, A: 0-0, N: 0-0)		
Date	Location	Result
Dec. 20, 2008	--	L, 59-67

Purdue 0-1 (H: 0-0, A: 0-1, N: 0-0)		
Date	Location	Result
Dec. 2, 2007	West Lafayette, Ind.	L, 41-51

Purdue-Fort Wayne Previously IPFW 1-1 (H: 1-0, A: 0-1, N: 0-0)		
Date	Location	Result
Jan. 23, 2002	Cape Girardeau, Mo.	W, 86-67
Feb. 12, 2003	Fort Wayne, Ind.	L, 87-90 ^{OT}

Quincy**5-0****(H: 4-0, A: 1-0, N: 0-0)**

Date	Location	Result
Nov. 21, 1987	Quincy, Ill.	W, 91-72
Feb. 1, 1988	Cape Girardeau, Mo.	W, 88-56
Feb. 6, 1989	Cape Girardeau, Mo.	W, 93-74
Nov. 20, 1989	Cape Girardeau, Mo.	W, 85-68
Jan. 22, 1992	Cape Girardeau, Mo.	W, 69-62

Quinnipiac**1-0****(H: 0-0, A: 0-0, N: 1-0)**

Date	Location	Result
Nov. 30, 2002	Green Bay, Wis.	W, 93-87 ^{OT} %

%-UWGB Tournament

Rhodes College**Previously Southwestern (Tenn.)****2-0****(H: 1-0, A: 1-0, N: 0-0)**

Date	Location	Result
Jan. 27, 1979	Memphis, Tenn.	W, 65-39
Dec. 8, 1979	Cape Girardeau, Mo.	W, 69-47

Rust**1-1****(H: 1-0, A: 0-1, N: 0-0)**

Date	Location	Result
Nov. 23, 1985	Holly Springs, MS	L, 58-61
Jan. 15, 1986	Cape Girardeau, Mo.	W, 93-51

Saint Cloud State**1-0****(H: 0-0, A: 0-0, N: 0-0)**

Date	Location	Result
Nov. 26, 1983	--	W, 69-57

Saint Francis**1-1****(H: 0-0, A: 0-0, N: 1-0)**

Date	Location	Result
Jan. 8, 1980	Chicago, Ill.	L, 53-68
Nov. 17, 2017	--	W, 82-50!

!-Preseason WNIT

Saint Louis**8-13****(H: 5-6, A: 3-7, N: 0-0)**

Date	Location	Result
Nov. 18, 1977	St. Louis, Mo.	L, 58-67
Dec. 13, 1978	Cape Girardeau, Mo.	L, 54-66
Feb. 1, 1979	St. Louis, Mo.	L, 49-73
Nov. 16, 1979	St. Louis, Mo.	L, 57-79
Feb. 8, 1980	Cape Girardeau, Mo.	L, 61-78
Jan. 30, 1981	Cape Girardeau, Mo.	L, 54-71
Nov. 30, 1981	Cape Girardeau, Mo.	W, 69-63
Jan. 28, 1983	Cape Girardeau, Mo.	W, 77-45
Dec. 10, 1991	St. Louis, Mo.	W, 74-54

Dec. 30, 1992	St. Louis, Mo.	W, 64-51
Jan. 18, 1993	Cape Girardeau, Mo.	W, 58-52
Dec. 30, 1993	St. Louis, Mo.	W, 59-44
Jan. 13, 1994	Cape Girardeau, Mo.	L, 59-63
Dec. 3, 1994	St. Louis, Mo.	L, 54-64
Jan. 18, 1995	Cape Girardeau, Mo.	W, 89-69
Nov. 13, 2011	St. Louis, Mo.	L, 45-54
Jan. 9, 2013	Cape Girardeau, Mo.	W, 59-52
Dec. 10, 2013	St. Louis, Mo.	L, 34-52
Nov. 21, 2014	Cape Girardeau, Mo.	L, 56-74
Nov. 14, 2015	St. Louis, Mo.	L, 52-67
Nov. 29, 2016	Cape Girardeau, Mo.	L, 50-89

Saint Mary's**1-0****(H: 0-0, A: 0-0, N: 0-0)**

Date	Location	Result
Jan. 2, 1985	Leavenworth, KS	W, 75-65

Sam Houston**0-1****(H: 0-0, A: 0-0, N: 0-1)**

Date	Location	Result
Nov. 12, 2010	--	L, 51-60!

!-Inn at Ole Miss Classic

Samford**7-4****(H: 2-2, A: 4-1, N: 1-1)**

Date	Location	Result
Dec. 8, 2001	Cape Girardeau, Mo.	W, 90-41
Dec. 7, 2002	Birmingham, Ala.	W, 89-48
Jan. 31, 2004	Birmingham, Ala.	W, 71-53
Jan. 29, 2005	Cape Girardeau, Mo.	W, 85-49*
Mar. 1, 2005	--	W, 47-45**
Dec. 18, 2005	Birmingham, Ala.	L, 76-91*
Feb. 23, 2006	Cape Girardeau, Mo.	L, 53-57*
Mar. 3, 2006	--	W, 59-52*
Dec. 19, 2006	Cape Girardeau, Mo.	W, 70-66 ^{OT}
Feb. 22, 2007	Birmingham, Ala.	W, 66-58
Mar. 2, 2007	--	W, 57-51^
Dec. 18, 2007	Birmingham, Ala.	W, 69-60
Feb. 28, 2007	Cape Girardeau, Mo.	L, 50-73
Nov. 26, 2011	--	L, 41-64!

^OVC Tournament

!-UAB Thanksgiving Classic

Southeast Louisiana**1-0****(H: 0-0, A: 1-0, N: 0-0)**

Date	Location	Result
Jan. 2, 1986	Hammond, LA	W, 68-61

SIUE**23-19****(H: 15-6, A: 8-13, N: 0-2)**

Date	Location	Result
Jan. 20, 1978	Edwardsville, Ill.	L, 58-67
Feb. 16, 1978	Cape Girardeau, Mo.	L, 53-59

Dec. 5, 1978	Cape Girardeau, Mo.	L, 61-62
1978-79	Edwardsville, Ill.	W, 53-50
Dec. 8, 1979	Cape Girardeau, Mo.	W, 77-53
Jan. 12, 1980	Edwardsville, Ill.	W, 59-57
Nov. 22, 1980	Cape Girardeau, Mo.	W, 99-76
Jan. 9, 1981	DeKalb, Ill.	L, 67-71
Nov. 21, 1981	Cape Girardeau, Mo.	W, 75-71
Jan. 7, 1983	Cape Girardeau, Mo.	W, 78-60
Dec. 10, 1983	Edwardsville, Ill.	W, 76-52
Dec. 14, 1984	Cape Girardeau, Mo.	W, 72-58
Feb. 18, 1985	Edwardsville, Ill.	W, 52-46
Dec. 4, 1985	Cape Girardeau, Mo.	W, 80-48
Feb. 5, 1986	Edwardsville, Ill.	W, 71-54
Nov. 22, 1986	Edwardsville, Ill.	W, 55-50
Jan. 19, 1987	Cape Girardeau, Mo.	W, 83-55
Nov. 25, 1987	Cape Girardeau, Mo.	W, 77-55
Jan. 25, 1988	Edwardsville, Ill.	L, 57-65
Dec. 9, 1988	Edwardsville, Ill.	L, 66-74
Jan. 30, 1989	Cape Girardeau, Mo.	W, 87-52
Jan. 8, 1990	Edwardsville, Ill.	W, 91-72
Feb. 5, 1990	Cape Girardeau, Mo.	W, 99-68
Dec. 4, 1990	Edwardsville, Ill.	L, 57-58
Jan. 21, 1991	Cape Girardeau, Mo.	W, 98-64
Feb. 2, 2010	Cape Girardeau, Mo.	L, 57-59
Feb. 21, 2011	Edwardsville, Ill.	L, 51-60
Jan. 16, 2012	Cape Girardeau, Mo.	L, 43-58
Feb. 13, 2012	Edwardsville, Ill.	L, 48-63
Jan. 28, 2013	Edwardsville, Ill.	L, 65-78
Feb. 11, 2013	Cape Girardeau, Mo.	W, 67-62
Jan. 27, 2014	Cape Girardeau, Mo.	W, 79-71
Feb. 13, 2014	Edwardsville, Ill.	W, 69-60
Jan. 20, 2015	Cape Girardeau, Mo.	L, 48-60
Feb. 25, 2015	Edwardsville, Ill.	L, 67-78
Jan. 20, 2016	Edwardsville, Ill.	L, 73-80
Feb. 24, 2016	Cape Girardeau, Mo.	L, 75-89
Mar. 3, 2016	Nashville, Tenn.	L, 76-80 ^{OT} ^
Jan. 18, 2017	Edwardsville, Ill.	L, 69-70
Feb. 8, 2017	Cape Girardeau, Mo.	W, 78-74
Jan. 17, 2018	Edwardsville, Ill.	L, 57-65
Feb. 17, 2018	Cape Girardeau, Mo.	W, 72-62

Southern**0-1****(H: 0-0, A: 0-1, N: 0-0)**

Date	Location	Result
Jan. 4, 1986	Baton Rouge, LA	L, 74-75

Southern Arkansas**1-0****(H: 1-0, A: 0-0, N: 0-0)**

Date	Location	Result
Dec. 6, 2003	Cape Girardeau, Mo.	W, 84-57

Southern Illinois**6-29****(H: 4-9, A: 0-6, N: 0-0)**

Date	Location	Result
1961-1962	--	L^

1962-1963	Cape Girardeau, Mo.	L, 22-37
1963-1964	--	W, 31-30
1963-1964	--	L, 7-28
1964-1965	--	L, 36-37
1965-1966	--	L, 38-42
1965-1966	--	L, 6-30
1966-1967	Cape Girardeau, Mo.	L, 21-31
1966-1967	Cape Girardeau, Mo.	L, 19-35
1967-1968	--	L, 24-43
1968-1969	--	L, 31-53
1968-1969	--	L, 26-50
1969-1970	(State Tournament)	L, 27-54
1970-1971	(State Tournament)	W, 40-38
1970-1971	L, 27-38	
1971-1972	L, 24-39	
1971-1972	L, 22-61	
1972-1973	L, 34-54	
1973-1974	L, 25-52	
1973-1974	L, 43-62	
Jan. 25, 1975	Carbondale, Ill.	L, 35-64
Feb. 19, 1975	Cape Girardeau, Mo.	L, 57-67
Jan. 22, 1976	Cape Girardeau, Mo.	L, 20-70
Dec. 7, 1977	Cape Girardeau, Mo.	W, 42-36
Feb. 21, 1978	Carbondale, Ill.	L^
Nov. 21, 1980	Carbondale, Ill.	L, 58-93
Dec. 6, 1981	Cape Girardeau, Mo.	L, 55-68
Nov. 24, 2001	Cape Girardeau, Mo.	W, 81-70
Nov. 21, 2003	Cape Girardeau, Mo.	W, 73-64
Dec. 1, 2004	Carbondale, Ill.	W, 77-56*
Nov. 29, 2005	Cape Girardeau, Mo.	W, 74-63*
Dec. 5, 2012	Carbondale, Ill.	L, 57-58
Dec. 4, 2013	Cape Girardeau, Mo.	W, 72-50
Nov. 28, 2014	Carbondale, Ill.	L, 62-78
Dec. 22, 2015	Cape Girardeau, Mo.	L, 72-87
Dec. 9, 2016	Carbondale, Ill.	L, 70-77
Nov. 22, 2017	Cape Girardeau, Mo.	L, 74-79
^Results unavailable		

**Southern Indiana
Previously ISU-Evansville
11-1**

(H: 5-1, A: 6-0, N: 0-0)

Date	Location	Result
Dec. 10, 1980	Evansville, Ind.	W, 86-75
Feb. 18, 1982	Cape Girardeau, Mo.	W, 97-65
Jan. 19, 1983	Evansville, Ind.	W, 77-46
Jan. 17, 1984	Cape Girardeau, Mo.	W, 88-62
Nov. 26, 1984	Evansville, Ind.	W, 68-44
Dec. 10, 1985	Cape Girardeau, Mo.	W, 106-41
Dec. 13, 1986	Evansville, Ind.	W, 62-55
Dec. 5, 1987	Cape Girardeau, Mo.	W, 83-33
Nov. 21, 1988	Evansville, Ind.	W, 90-75
Nov. 25, 1989	Evansville, Ind.	W, 93-75
Dec. 9, 1989	Cape Girardeau, Mo.	W, 93-49
Dec. 1, 1992	Cape Girardeau, Mo.	L 86-94

Southern Mississippi

1-1

(H: 1-0, A: 0-1, N: 0-0)

Date	Location	Result
Dec. 13, 2008	Hattiesburg, Miss.	L, 47-64
Nov. 16, 2009	Cape Girardeau, Mo.	W, 73-63

Southwest Baptist

10-0

(H: 5-0, A: 5-0, N: 0-0)

Date	Location	Result
Jan. 14, 1987	Cape Girardeau, Mo.	W, 82-51
Feb. 3, 1987	Bolivar, Mo.	W, 84-45
Jan. 20, 1988	Cape Girardeau, Mo.	W, 84-71
Feb. 9, 1988	Bolivar, Mo.	W, 73-56
Jan. 17, 1989	Bolivar, Mo.	W, 67-57
Feb. 8, 1989	Cape Girardeau, Mo.	W, 76-47
Jan. 27, 1990	Bolivar, Mo.	W, 69-59
Feb. 17, 1990	Cape Girardeau, Mo.	W, 82-56
Jan. 26, 1991	Cape Girardeau, Mo.	W, 72-39
Feb. 16, 1991	Bolivar, Mo.	W, 74-58

Stanford

0-1

(H: 0-0, A: 0-0, N: 0-1)

Date	Location	Result
Mar. 18, 2006	--	L, 42-72**
^NCAA Tournament		

Stephens College

1-0

(H: 1-0, A: 0-0, N: 0-0)

Date	Location	Result
Dec. 4, 2016	Cape Girardeau, Mo.	W, 107-56

Stetson

1-0

(H: 0-0, A: 0-0, N: 1-0)

Date	Location	Result
Nov. 27, 1982	Martin, Tenn.	W, 78-51@
@-UTM Tournament		

Sul Ross

1-0

(H: 0-0, A: 0-0, N: 1-0)

Date	Location	Result
Jan. 3, 1985	Omaha, Neb.	W, 69-55!
!-Nebraska-Omaha Tournament		

Tabor

1-0

(H: 0-0, A: 0-0, N: 1-0)

Date	Location	Result
Nov. 23, 1979	--	W, 57-51\$
\$-Woods Owl Classic		

Tarleton

1-0

(H: 0-0, A: 0-0, N: 1-0)

Date	Location	Result
Jan. 4, 1985	Omaha, Neb.	W, 67-61!
!-Nebraska-Omaha Tournament		

Tennessee State

23-21

(H: 15-7, A: 8-14, N: 0-0)

Date	Location	Result
Jan. 27, 1992	Nashville, Tenn.	L, 44-50
Feb. 10, 1992	Cape Girardeau, Mo.	W, 70-48
Jan. 9, 1993	Nashville, Tenn.	L, 59-68
Feb. 20, 1993	Cape Girardeau, Mo.	L, 67-71
Jan. 22, 1994	Cape Girardeau, Mo.	W, 96-61
Jan. 29, 1994	Nashville, Tenn.	L, 59-68
Jan. 21, 1995	Cape Girardeau, Mo.	L, 51-88
Jan. 28, 1995	Nashville, Tenn.	L, 61-68
Jan. 20, 1996	Nashville, Tenn.	W, 69-48
Feb. 19, 1996	Cape Girardeau, Mo.	W, 71-68
Jan. 6, 1997	Cape Girardeau, Mo.	L, 54-82
Feb. 1, 1997	Nashville, Tenn.	L, 70-84
Dec. 8, 1997	Cape Girardeau, Mo.	W, 74-65
Jan. 14, 1998	Nashville, Tenn.	L, 39-73
Dec. 5, 1998	Cape Girardeau, Mo.	W, 63-48
Feb. 2, 1999	Nashville, Tenn.	W, 74-71
Jan. 6, 2000	Cape Girardeau, Mo.	W, 58-46
Feb. 3, 2000	Nashville, Tenn.	L, 60-65
Jan. 4, 2001	Nashville, Tenn.	W, 82-80
Feb. 3, 2001	Cape Girardeau, Mo.	W, 95-84
Jan. 14, 2002	Cape Girardeau, Mo.	W, 77-53
Jan. 31, 2002	Nashville, Tenn.	L, 79-88 ^{20T}
Feb. 3, 2003	Cape Girardeau, Mo.	W, 77-64
Mar. 1, 2003	Nashville, Tenn.	W, 81-72
Jan. 15, 2004	Cape Girardeau, Mo.	W, 102-45
Feb. 14, 2004	Nashville, Tenn.	W, 87-58
Jan. 13, 2005	Nashville, Tenn.	W, 67-59*
Feb. 12, 2005	Cape Girardeau, Mo.	W, 74-54*
Dec. 8, 2005	Cape Girardeau, Mo.	W, 71-53*
Jan. 19, 2006	Nashville, Tenn.	W, 78-35*
Dec. 7, 2006	Nashville, Tenn.	W, 67-53
Jan. 18, 2007	Cape Girardeau, Mo.	W, 64-46
Dec. 6, 2007	Cape Girardeau, Mo.	L, 49-61
Jan. 17, 2008	Nashville, Tenn.	W, 70-51
Dec. 6, 2008	Cape Girardeau, Mo.	L, 55-59
Feb. 26, 2009	Nashville, Tenn.	L, 54-70
Mar. 3, 2009	Nashville, Tenn.	L, 66-77^
Dec. 5, 2009	Nashville, Tenn.	L, 50-54
Feb. 25, 2010	Cape Girardeau, Mo.	L, 53-76
Dec. 4, 2010	Cape Girardeau, Mo.	W, 51-46
Feb. 24, 2011	Nashville, Tenn.	L, 35-58
Feb. 4, 2012	Cape Girardeau, Mo.	W, 50-39
Jan. 14, 2013	Nashville, Tenn.	L, 58-68
Jan. 11, 2014	Cape Girardeau, Mo.	L, 67-75
Jan. 3, 2015	Nashville, Tenn.	L, 55-62
Jan. 2, 2016	Cape Girardeau, Mo.	W, 75-65
Jan. 5, 2017	Nashville, Tenn.	W, 75-67
Dec. 30, 2017	Cape Girardeau, Mo.	W, 71-66

^OVC Tournament

Tennessee Tech
17-32
(H: 10-12, A: 6-18, N: 1-2)

Date	Location	Result
Jan. 25, 1992	Cookeville, Tenn.	L, 58-83
Feb. 8, 1992	Cape Girardeau, Mo.	L, 71-83
Mar. 9, 1992	Cookeville, Tenn.	L, 74-87^
Feb. 1, 1993	Cape Girardeau, Mo.	L, 67-69
Mar. 1, 1993	Cookeville, Tenn.	L, 53-73
Jan. 15, 1994	Cape Girardeau, Mo.	W, 70-56
Feb. 12, 1994	Cookeville, Tenn.	L, 53-71
Jan. 14, 1995	Cookeville, Tenn.	L, 49-73
Feb. 13, 1995	Cape Girardeau, Mo.	L, 62-72
Mar. 4, 1995	Nashville, Tenn.	L, 59-82^
Jan. 22, 1996	Cape Girardeau, Mo.	W, 87-81
Feb. 17, 1996	Cookeville, Tenn.	W, 63-62
Jan. 20, 1997	Cookeville, Tenn.	L, 68-75
Feb. 15, 1997	Cape Girardeau, Mo.	L, 67-85
Jan. 12, 1998	Cape Girardeau, Mo.	L, 60-66
Feb. 9, 1998	Cookeville, Tenn.	L, 52-65
Jan. 9, 1999	Cookeville, Tenn.	L, 64-82
Feb. 6, 1999	Cape Girardeau, Mo.	W, 74-70
Feb. 27, 1999	Nashville, Tenn.	L, 62-73^
Dec. 2, 1999	Cookeville, Tenn.	L, 61-65
Jan. 18, 2000	Cape Girardeau, Mo.	L, 65-82
Jan. 9, 2001	Cape Girardeau, Mo.	L, 79-80
Feb. 6, 2001	Cookeville, Tenn.	L, 75-89
Jan. 8, 2002	Cape Girardeau, Mo.	L, 77-80
Feb. 2, 2002	Cookeville, Tenn.	L, 69-87
Feb. 1, 2003	Cape Girardeau, Mo.	W, 86-80
Feb. 27, 2003	Cookeville, Tenn.	W, 76-72
Mar. 7, 2003	Nashville, Tenn.	W, 78-65^
Jan. 10, 2004	Cape Girardeau, Mo.	W, 102-90
Jan. 22, 2004	Cookeville, Tenn.	L, 57-65
Jan. 8, 2005	Cookeville, Tenn.	L, 78-80*
Jan. 20, 2005	Cape Girardeau, Mo.	W, 62-45*
Mar. 4, 2005	--	W, 71-68**
Dec. 10, 2005	Cape Girardeau, Mo.	L, 77-81*
Jan. 21, 2006	Cookeville, Tenn.	W, 53-46*
Mar. 4, 2006	--	W, 71-50**
Dec. 9, 2006	Cookeville, Tenn.	L, 58-59
Jan. 20, 2007	Cape Girardeau, Mo.	W, 77-52
Dec. 8, 2007	Cape Girardeau, Mo.	W, 66-60
Jan. 19, 2008	Cookeville, Tenn.	W, 49-39
Jan. 3, 2009	Cookeville, Tenn.	W, 56-41
Jan. 31, 2009	Cape Girardeau, Mo.	W, 61-55
Jan. 2, 2010	Cape Girardeau, Mo.	W, 61-56
Jan. 30, 2010	Cookeville, Tenn.	L, 56-59
Dec. 21, 2010	Cookeville, Tenn.	L, 48-62
Jan. 29, 2011	Cape Girardeau, Mo.	L, 59-69
Jan. 21, 2012	Cookeville, Tenn.	L, 57-60OT
Feb. 25, 2013	Cape Girardeau, Mo.	L, 51-64
Feb. 24, 2014	Cookeville, Tenn.	L, 61-63
Jan. 17, 2015	Cape Girardeau, Mo.	W, 68-66OT
Jan. 16, 2016	Cookeville, Tenn.	W, 60-57
Dec. 29, 2016	Cape Girardeau, Mo.	L, 63-74
Jan. 25, 2018	Cookeville, Tenn.	W, 70-66
^OVC Tournament		

Texas A&M-Corpus Christi
1-0
(H: 0-0, A: 0-0, N: 1-0)

Date	Location	Result
Nov. 30, 2001	Edinburg, Texas	W, 70-57!
!-Texas Pan-American Classic		
Texas-El Paso		
0-1		
(H: 0-0, A: 0-0, N: 0-1)		
Date	Location	Result
Nov. 29, 1997	--	L, 50-67#
#-Holiday Inn Classic		
Texas Pan-American		
4-1		
(H: 1-0, A: 0-1, N: 3-0)		
Date	Location	Result
Jan. 7, 1992	Cape Girardeau, Mo.	W, 65-53
Dec. 12, 1992	Edinburg, Texas	L, 54-56
Nov. 28, 1998	--	W, 77-53#
Nov. 17, 2001	--	W, 72-55!
Nov. 24, 2012	--	W, 55-54\$
#-Chateau Charles Cowgirl Classic		
!-Lady Tiger Tournament		
\$-David Jones Classic		
Texas Southern		
1-0		
(H: 0-0, A: 0-0, N: 1-0)		
Date	Location	Result
Nov. 26, 2004	--	W, 90-60#*
#-Healthpoint Plaza Thanksgiving Classic		
Texas State		
0-1		
(H: 0-0, A: 0-1, N: 0-0)		
Date	Location	Result
Nov. 23, 2007	Marcos, Texas	L, 47-80
Texas Tech		
0-1		
(H: 0-0, A: 0-0, N: 0-0)		
Date	Location	Result
Nov. 18, 2005	Lubbock, Texas	L, 56-85*
Troy		
Previously Troy State		
0-2		
(H: 0-1, A: 0-1, N: 0-0)		
Date	Location	Result
Dec. 30, 1995	Troy, Ala.	L, 80-89
Dec. 12, 1996	Cape Girardeau, Mo.	L, 46-75

Truman State
Previously Northeast Missouri State
14-5
(H: 9-1, A: 4-2, N: 1-0)

Date	Location	Result
1975-1976	--	L, 47-78
1976-1977	--	L, 39-56
Feb. 1, 1978	Kirksville, Mo.	L, 47-76
Dec. 5, 1980	Kirksville, Mo.	L, 51-90
Feb. 2, 1982	Cape Girardeau, Mo.	W, 82-55
Feb. 26, 1982	Cape Girardeau, Mo.	L, 70-72
Jan. 15, 1983	Cape Girardeau, Mo.	W, 74-67
Feb. 5, 1983	Cape Girardeau, Mo.	W, 75-66
Feb. 4, 1984	Cape Girardeau, Mo.	W, 80-50
Jan. 26, 1985	Cape Girardeau, Mo.	W, 87-65
Jan. 25, 1986	Kirksville, Mo.	W, 65-53
Feb. 22, 1986	Cape Girardeau, Mo.	W, 80-44
Jan. 24, 1987	Cape Girardeau, Mo.	W, 83-38
Feb. 21, 1987	Kirksville, Mo.	W, 67-51
Jan. 30, 1988	Cape Girardeau, Mo.	W, 89-59
Feb. 27, 1988	Kirksville, Mo.	W, 90-54
Mar. 3, 1988	--	W, 91-53^
Jan. 28, 1989	Kirksville, Mo.	W, 80-51
Jan. 2, 1996	Cape Girardeau, Mo.	W, 79-55
^MIAA Tournament		
Tulsa		
3-2		
(H: 3-0, A: 0-2, N: 0-0)		
Date	Location	Result
Dec. 6, 1996	Cape Girardeau, Mo.	W, 66-52!
Dec. 3, 1997	Tulsa, Okla.	L, 71-74
Dec. 3, 1998	Cape Girardeau, Mo.	W, 80-63
Nov. 11, 2006	Tulsa, Okla.	L, 54-67
Nov. 10, 2007	Cape Girardeau, Mo.	W, 67-45
!- Otahkian Shootout		
UC Riverside		
0-1		
(H: 0-0, A: 0-0, N: 0-1)		
Date	Location	Result
Nov. 28, 2015	--	L, 67-85!
!-UTEP Thanksgiving Classic		
Union		
1-3		
(H: 1-1, A: 0-1, N: 0-0)		
Date	Location	Result
1976-1977	--	L, 30-113
Nov. 12, 1977	Cape Girardeau, Mo.	L, 30-98
Dec. 6, 1983	Cape Girardeau, Mo.	W, 79-76
Jan. 28, 1985	Jackson, Tenn.	L, 67-79
Utah		
0-1		
(H: 0-0, A: 0-0, N: 0-1)		
Date	Location	Result
Nov. 14, 2003	--	L, 65-76#*
#-Preseason WNIT		

UT Arlington 0-2 (H: 0-1, A: 0-1, N: 0-0)		
Date	Location	Result
Nov. 27, 2010	Arlington, Texas	L, 40-54
Dec. 12, 2009	Cape Girardeau, Mo.	L, 54-66

UT Chattanooga 1-0 (H: 1-0, A: 0-0, N: 0-0)		
Date	Location	Result
Nov. 26, 1994	Cape Girardeau, Mo.	W, 57-48!
	!-Otahkian Shootout	

UT Martin 28-36 (H: 15-18, A: 13-17, N: 0-1)		
Date	Location	Result
1976-77	Cape Girardeau, Mo.	L, 47-66
1976-77	Martin, Tenn.	L, 33-83
Dec. 1, 1977	Cape Girardeau, Mo.	L, 35-74
Jan. 24, 1978	Martin, Tenn.	L, 47-67
1978-79	Cape Girardeau, Mo.	L, 48-73
Dec. 4, 1980	Cape Girardeau, Mo.	L, 61-64
Nov. 28, 1982	Martin, Tenn.	L, 72-82 ^{OT} \$
Dec. 7, 1984	Martin, Tenn.	W, 85-73
Feb. 6, 1985	Cape Girardeau, Mo.	W, 71-57
Nov. 25, 1985	Cape Girardeau, Mo.	W, 79-68
Dec. 12, 1985	Martin, Tenn.	W, 71-59
Nov. 26, 1986	Cape Girardeau, Mo.	W, 78-59
Jan. 26, 1987	Martin, Tenn.	W, 67-65
Dec. 2, 1987	Martin, Tenn.	W, 79-78
Feb. 13, 1988	Cape Girardeau, Mo.	W, 73-66
Nov. 28, 1988	Cape Girardeau, Mo.	W, 81-51
Jan. 2, 1989	Martin, Tenn.	W, 72-68
Dec. 1, 1990	Cape Girardeau, Mo.	W, 78-66@
Jan. 28, 1993	Martin, Tenn.	W, 69-50
Feb. 24, 1993	Cape Girardeau, Mo.	W, 80-56
Jan. 24, 1994	Cape Girardeau, Mo.	W, 96-61
Feb. 26, 1994	Martin, Tenn.	W, 84-76
Jan. 23, 1995	Martin, Tenn.	W, 63-61
Feb. 25, 1995	Cape Girardeau, Mo.	L, 89-91
Jan. 11, 1996	Cape Girardeau, Mo.	W, 86-68
Feb. 8, 1996	Martin, Tenn.	L, 84-86
Jan. 9, 1997	Cape Girardeau, Mo.	L, 53-66
Feb. 20, 1997	Martin, Tenn.	L, 60-61
Jan. 19, 1998	Martin, Tenn.	L, 58-80
Feb. 16, 1998	Cape Girardeau, Mo.	L, 64-79
Jan. 16, 1999	Cape Girardeau, Mo.	W, 75-55
Feb. 13, 1999	Martin, Tenn.	L, 70-84
Jan. 13, 2000	Martin, Tenn.	L, 65-71
Feb. 10, 2000	Cape Girardeau, Mo.	L, 64-74
Jan. 13, 2001	Cape Girardeau, Mo.	W, 79-66
Feb. 10, 2001	Martin, Tenn.	W, 80-67
Feb. 27, 2001	Cape Girardeau, Mo.	L, 63-68^
Jan. 17, 2002	Martin, Tenn.	W, 64-59
Feb. 14, 2002	Cape Girardeau, Mo.	W, 61-51
Jan. 20, 2003	Cape Girardeau, Mo.	W, 70-49
Feb. 17, 2003	Martin, Tenn.	L, 59-60

Feb. 5, 2004	Cape Girardeau, Mo.	W, 83-60
Feb. 28, 2004	Martin, Tenn.	L, 75-78
Feb. 3, 2005	Martin, Tenn.	W, 79-56*
Feb. 26, 2005	Cape Girardeau, Mo.	W, 76-63*
Feb. 4, 2006	Martin, Tenn.	W, 67-52*
Feb. 18, 2006	Martin, Tenn.	W, 54-49*
Feb. 3, 2007	Martin, Tenn.	L, 54-63
Feb. 17, 2007	Cape Girardeau, Mo.	W, 58-52
Feb. 2, 2008	Cape Girardeau, Mo.	W, 58-51 ^{OT}
Feb. 16, 2008	Martin, Tenn.	W, 53-43
Jan. 22, 2009	Martin, Tenn.	W, 62-54
Feb. 21, 2009	Cape Girardeau, Mo.	W, 58-39
Jan. 21, 2010	Cape Girardeau, Mo.	L, 46-49
Feb. 20, 2010	Martin, Tenn.	L, 43-65
Jan. 19, 2011	Martin, Tenn.	L, 69-92
Feb. 19, 2011	Cape Girardeau, Mo.	L, 55-85
Jan. 28, 2012	Martin, Tenn.	L, 47-88
Feb. 18, 2012	Cape Girardeau, Mo.	L, 44-77
Jan. 16, 2013	Cape Girardeau, Mo.	L, 71-82
Feb. 16, 2013	Martin, Tenn.	L, 61-75
Jan. 13, 2014	Martin, Tenn.	L, 71-100
Feb. 15, 2014	Cape Girardeau, Mo.	L, 70-102
Jan. 24, 2015	Martin, Tenn.	L, 55-96
Feb. 11, 2015	Cape Girardeau, Mo.	L, 60-78
Jan. 24, 2016	Cape Girardeau, Mo.	L, 74-84
Feb. 10, 2016	Martin, Tenn.	L, 65-95
Jan. 14, 2017	Martin, Tenn.	W, 82-79
Feb. 18, 2017	Cape Girardeau, Mo.	L, 73-82
Feb. 10, 2018	Martin, Tenn.	L, 65-72
Feb. 24, 2018	Cape Girardeau, Mo.	L, 68-69
Feb. 28, 2018	Evansville, Ind.	L, 60-63^
	\$-UTM Tournament (Martin, Tenn.)	
	@-Otahkian Shootout	
	^-OVC Tournament	

Washburn 3-2 (H: 1-0, A: 0-1, N: 2-1)		
Date	Location	Result
Nov. 25, 1978	--	W, 73-56#
Nov. 23, 1979	--	L, 58-73#
Jan. 4, 1990	Cape Girardeau, Mo.	W, 78-57
Jan. 3, 1991	Topeka, KS	L, 56-60
Feb. 28, 1992	--	W, 82-51^
	^--MIAA Tournament	
	#--Woods Owl Classic	

Washington State 0-1 (H: 0-0, A: 0-0, N: 0-1)		
Date	Location	Result
Dec. 1, 1995	--	L, 50-89!
	!-Dial Classic	

Washington-St. Louis 1-0 (H: 0-0, A: 1-0, N: 0-0)		
Date	Location	Result
Jan. 24, 1980	St. Louis	W, 63-30

West Texas State 1-2 (H: 0-0, A: 0-0, N: 1-2)		
Date	Location	Result
1987-1988	--	L, 61-64^
Mar. 10, 1989	--	L, 70-83^
Mar. 9, 1991	--	W, 71-70^
	^-NCAA DII Tournament	

West Virginia Tech 1-0 (H: 0-0, A: 1-0, N: 0-0)		
Date	Location	Result
Jan. 2, 1987	Montgomery, WV	W, 76-53

Western Illinois 6-6 (H: 3-2, A: 1-4, N: 2-0)		
Date	Location	Result
Jan. 2, 1983	Miami Dial Tourn.	W, 78-64
Dec. 28, 1993	Macomb, Ill.	L, 70-71
Jan. 11, 1995	Cape Girardeau, Mo.	W, 75-58
Dec. 2, 1995	Pullman, Wash.	W, 83-64
Jan. 25, 1996	Macomb, Ill.	L, 57-75
Nov. 25, 1997	Cape Girardeau, Mo.	W, 70-68
Dec. 8, 2012	Cape Girardeau, Mo.	W, 56-47
Dec. 7, 2013	Macomb, Ill.	L, 58-79
Dec. 3, 2014	Cape Girardeau, Mo.	L, 62-79
Nov. 24, 2015	Macomb, Ill.	W, 89-84
Nov. 16, 2016	Cape Girardeau, Mo.	L, 87-100
Dec. 5, 2017	Macomb, Ill.	L, 59-87

Western Kentucky 0-2 (H: 0-1, A: 0-1, N: 0-0)		
Date	Location	Result
Dec. 16, 2012	Bowling Green, Ky.	L, 46-60
Nov. 19, 2013	Cape Girardeau, Mo.	L, 75-90

Western Michigan 1-1 (H: 1-0, A: 0-1, N: 0-0)		
Date	Location	Result
Dec. 7, 2010	Cape Girardeau, Mo.	W, 60-56
Dec. 10, 2011	Kalamazoo, Mich.	L, 34-67

William Baptist 1-0 (H: 1-0, A: 0-0, N: 0-0)		
Date	Location	Result
Feb. 26, 1996	Cape Girardeau, Mo.	W, 82-74

William Woods 4-7 (H: 3-3, A: 1-3, N: 0-0)		
Date	Location	Result
Nov. 15, 1978	Fulton, Mo.	L, 62-85
1978	--	L, 50-78
Jan. 26, 1980	Cape Girardeau, Mo.	L, 49-54

Feb. 6, 1980	Fulton, Mo.	L, 42-90
Dec. 6, 1980	Cape Girardeau, Mo.	L, 53-71
Feb. 3, 1981	Fulton, Mo.	L, 51-62
Mar. 2, 1981	Cape Girardeau, Mo.	L, 56-58
Nov. 24, 1981	Cape Girardeau, Mo.	W, 76-51
Jan. 18, 1982	Fulton, Mo.	W, 64-44
Dec. 30, 2014	Cape Girardeau, Mo.	W, 77-40
Dec. 30, 2015	Cape Girardeau, Mo.	W, 94-58

Wisconsin-Green Bay
0-3

(H: 0-1, A: 0-2, N: 0-0)

Date	Location	Result
Nov. 29, 2002	Green Bay, Wis.	L, 49-74#
Nov. 29, 2009	Cape Girardeau, Mo.	L, 50-88
Dec. 10, 2010	Green Bay, Wis.	L, 40-74
	#-UWGB Tournament	

Wisconsin-Milwaukee
2-6

(H: 1-3, A: 1-3, N: 0-0)

Date	Location	Result
Nov. 30, 1991	Milwaukee, Wis.	W, 65-53
Jan. 16, 1992	Cape Girardeau, Mo.	W, 85-74
Dec. 5, 1992	Milwaukee, Wis.	L, 60-73
Jan. 7, 1993	Cape Girardeau, Mo.	L, 54-56
Nov. 29, 1996	Milwaukee, Wis.	L, 47-55
Nov. 15, 1997	Cape Girardeau, Mo.	L, 56-71
Nov. 25, 2005	Cape Girardeau, Mo.	L, 87-90#*
Dec. 2, 2005	Milwaukee, Wis.	L, 70-73*

Wichita State
1-1

(H: 0-0, A: 1-1, N: 0-0)

Date	Location	Result
Nov. 23, 2013	Wichita, Kan.	L, 46-67
Dec. 4, 2015	Wichita, Kan.	W, 66-62 ^{OT}

Wright State
2-1

(H: 1-0, A: 1-0, N: 0-1)

Date	Location	Result
Jan. 23, 1982	Charleston, Ill.	W, 90-55\$
Dec. 19, 2011	--	L, 53-74%
Nov. 9, 2012	Cape Girardeau, Mo.	W, 78-66
	\$-EIU Tournament (Charleston, Ill)	
	% -Wright State Holiday Invitational	

Xavier
0-1

(H: 0-0, A: 0-1, N: 0-0)

Date	Location	Result
Nov. 18, 2016	Cincinnati, Ohio	L, 48-54

*-Denotes that Southeast Missouri vacated all wins in the 2004-05 and 2005-06 seasons. The all-time record shows accurate record after wins were revoked. Team was cited for four season (2002-03, 2003-04, 2004-05, 2005-06).

POST SEASON

OVC Tournament (8-17)

1992 (Cookeville, Tenn. – Eblen Center)

Semifinals

#1 Tennessee Tech 87, #4 Southeast Missouri 74

1994 (Nashville, Tenn. – Municipal Auditorium)

First Round

#4 Middle Tennessee 71, #5 Southeast Missouri 70

1995 (Nashville, Tenn. – Municipal Auditorium)

First Round

#2 Tennessee Tech 82, #7 Southeast Missouri 59

1996 (Nashville, Tenn. – Municipal Auditorium)

First Round

#6 Murray State 73, #3 Southeast Missouri 56

1998 (Nashville, Tenn. – Nashville Arena)

First Round

#1 Eastern Kentucky 92, #8 Southeast Missouri 75

1999 (Nashville, Tenn. – Nashville Arena)

First Round (Campus Site)

#4 Southeast Missouri 66, #5 Murray State 60

Semifinals

#1 Tennessee Tech 73, #4 Southeast Missouri 62

2000 (Nashville, Tenn. – Gaylord Entertainment Center)

First Round (Campus Site)

#2 Middle Tennessee 76, #7 Southeast Missouri 57

2001 (Nashville, Tenn. – Gaylord Entertainment Center)

First Round (Campus Site)

#5 UT Martin 68, #4 Southeast Missouri 63

2002 (Louisville, Ky. – Kentucky International Convention Center)

First Round (Campus Site)

#4 Austin Peay 76, #5 Southeast Missouri 67

2003 (Nashville, Tenn. – Gaylord Entertainment Center)

First Round (Campus Site)

#2 Southeast Missouri 79, #7 Eastern Illinois 76

Semifinals

#2 Southeast Missouri 78, #6 Tennessee Tech 65

Championship

#1 Austin Peay 85, #2 Southeast Missouri 61

2004 (Nashville, Tenn. – Municipal Auditorium)

First Round (Campus Site)

#4 Southeast Missouri 76, #5 Murray State 51

Semifinals

#1 Austin Peay 72, #4 Southeast Missouri 55

2005 (Nashville, Tenn. – Gaylord Entertainment Center)

First Round (Campus Site)

#2 Southeast Missouri 47, #7 Samford 45*

Semifinals

#2 Southeast Missouri 71, #3 Tennessee Tech 68*

Championship

#1 Eastern Kentucky 84, #2 Southeast Missouri 73 (2OT)

*Win vacated due to NCAA sanctions

2006 (Nashville, Tenn. – Gaylord Entertainment Center)

First Round (Campus Site)

#2 Southeast Missouri 80, #7 Murray State 49*

Semifinals

#2 Southeast Missouri 59, #3 Samford 52*

Championship

#2 Southeast Missouri 71, #1 Tennessee Tech 50*

*Win vacated due to NCAA sanctions

2007 (Nashville, Tenn. – Gaylord Entertainment Center)

First Round (Campus Site)

#1 Southeast Missouri 58, #8 Austin Peay 54

Semifinals

#1 Southeast Missouri 57, #4 Samford 51

Championship

#1 Southeast Missouri 62, #2 Murray State 60

2008 (Nashville, Tenn. – Municipal Auditorium)

First Round

#1 Southeast Missouri 67, #8 Jacksonville State 45

Semifinals

#4 Eastern Illinois 52, #1 Southeast Missouri 40

2009 (Nashville, Tenn. – Sommet Center)

First Round (Campus Site)

#3 Tennessee State 77, #6 Southeast Missouri 66

2016 (Nashville, Tenn. – Municipal Auditorium)

First Round

#3 SIUE 80, #6 Southeast Missouri 76 ^{OT}

2017 (Nashville, Tenn. – Municipal Auditorium)

First Round

#1 Belmont 74, #8 Southeast Missouri 59

2018 (Evansville, Ind. – Ford Center)

First Round

#1 UT Martin 63, #7 Southeast Missouri 60

OVC Tournament Breakdown

W-L Records by Opponent

Austin Peay	1-3
Belmont.....	0-1
Eastern Illinois.....	1-1
Eastern Kentucky.....	0-2
Jacksonville State.....	1-0
Middle Tennessee*	0-2
Morehead State.....	N/A
Murray State.....	3-1
Samford*	1-0
SIUE	0-1
Tennessee State.....	0-1
Tennessee Tech.....	1-3
UT Martin.....	0-2

*No longer OVC members

NCAA Tournament (0-1)

2006 (Denver, Colo. – Pepsi Center)*

March 18: 4) #13 Stanford 72, 13) Southeast Missouri 45

*Tournament appearance vacated due to NCAA sanctions

2007 (Austin, Texas – Erwin Center)

March 17: 3) #11 Oklahoma 74, 14) Southeast Missouri 60

WNIT (0-1)

2008 (Evansville, Ind. – PAC Arena)

March 20: Evansville 60, Southeast Missouri 58

ALL-TIME ROSTER

A
 Lesley Adams 2008-09
 Jessica Aebi 2003-04
Celeste Akoro..... 2018-Pres.
Kennedi Allen..... 2017-Pres.
 Edith Allenworth 1981-82
 Jenny Anderson 2000-01
 Melissa Anthony 2003-04

B
 Tammy Babcock 1980-81
 Janice Baeten 1993-95
 Debbie Baldwin 1975-76
 TaKeela Ball 2001-02
Sarah Balfour..... 2018-Pres.
Dolapo Balogun 2015-Pres.
 Terri Baker 1979-80
 Cindy Bates 2000-02
 Lisa Bean 1981-83
 Bianca Beck 2008-12
 Mikal Bencomo 2006-08
 Veronica Benson 2000-02
 Pam Benton 1977-81
 Joann Betts 1977-82
 Debra Beussink 1976-78
 Kathy Blair 1981-82
 Brenda Blissett 1984-85
 Delborah Blissett 1979-80
 Virginia Blissett 1983-86
 Rachel Blunt 2005-09
 Erin Bollmann 2014-16
 Sherri Boswell 1975-76
 Allyson Bradshaw 2011-15
 Tami Branson 1980-81
 Gail Brink 1975-76
 Chandra Brown 2003-05
 Kim Brown 2000-01

C
 Moneik Campbell 1996-00
 Anne Cate 1990-95
 Jennifer Cavaness 1990-92
 Wilma Clark 1976-78
 Lori Chase 1999-03
 Candice Coffey 2001-02
 Jean Collette 1978-79
 Pat Colon 1982-87
Tionne Colyer..... 2018-Pres.
 Tatiana Conceicao 2004-06
 Anne Cook 1985-88
 Shauna Cook 1995-99
 Sherry Cook 1995-99
 Paula Corder-King 1998-00
 Sarah Costello 2002-04
 Sami Jo Cotton 2003-04
 Arie Crawford 1976-81
 Jayne Creek 1980-81
 Kathleen Crowe 1978-79
 Anne Crowley 1981-83
Brittney Cupp..... 2018-Pres.

D
 Michelle Daniel 1985-87
 Sonya Daugherty 2005-09
 Theresa Davidson 1983-85
 Jasmine Davis 2009-11
 Jodi Davis 1992-93
 Heather Diebold 2005-07
 Terri Doeiring 1980-81
 Mathilde Dufour 2006-09
 Christy Dunlap 1983-84
 Katrisha Dunn 2004-06

E

Mary Eldringhoff 1975-76
 Karley Evans 2010-12
 Leanne Evans 2004-05
 Becky Exman 1975-76

F

Stephanie Faith 1994-98
 Shelah Fields 2009-12
 Sandy File 1988-92
 Toré Fite 2007-08
 Gwen Fitzpatrick 1990-93
 Jenny Foeste 1989-90
 Lisa Foster 1987-88
 Sue Foster 1993-94
 Sarah Frazier 1996-98
 Liz Frischman 1978-80

G

Roberta Granderson 1991-95
 Jennifer Gries 1999-01
 Susan Guidicy 1980-81
 Many Ann Glaus 1981-82
 Crysta Glenn 2007-09
 Tanya Guell 2001-03
 Lakyn Gulley 2016-18

H

Olivia Hackmann 2012-17
 Dru Haertling 2012-13
 Debbie Hanneke 1976-77
 Brittany Harriel 2009-13
Jessie Harshberger..... 2016-Pres.
 Dana Hawkins 1996-98
 Gray C. Harris 1992-96
 Sheila Harris 1982-83
 Tonia Harris 1991-95
 Rachaelle Hayes 1982-84
 Sandy Heitschmidt 1983-87
 Julie Heitz 1994-97
 Mary Herring 1982-84
 Josie Herzog 1980-81
 Corneisha Henderson 2015-16
 Tammy Hoffmeister 1980-81
 Stephanie Holland 1990-95
 Amber Holmes 2008-12
 Michelle Horneker 1986-90
 Reagan Hughston 1998-00
 Jordan Hunter 2012-14

I

Rochelle Ikeni 2007-2009
 Allison Iversen 1998-00
 Pam Iversen 1998-02

J

Deana Jackson 1987-91
 Simone Jackson 2004-06
 Theresa Jackson 1984-85
 Angela James 1986-90
 Lisa Jensen 1978-80
 Imani Johnson 2015-16
 Tierra Johnson 2007-09
 Deja Jones 2014-2018
 Heather Jones 1995-96

K

Caryn Kaufman 1982-83
 Sandy Kearbey 1980-82
 Heather Keleman 1975-76
 Karen Kernerling 1983-84
 Connor King 2012-16
 Pat Kinder 1975-76
 Bertha King 1982-84
 Chytearra Kintchen 2005-06

Andrea Koeper 2001-02
 Jamie Koester 1996-98

L

June Lacy 1984-85
 Erika Lane 2009-11
 Cindy Leonard 1983-85
 Arletha Lewis 1991-93
 Kaley Leyhue 2014-18
 Hillary Lively 2013-15
 Vicki Lohmann 1986-88
 Ashley Lovelady 2006-08
Losmie Lutaya..... 2017-Pres.
 Ashton Luttrull 2014-18
 Lachelle Lyles 2005-07

M

Patricia Mack 2009-14
 Mandy Madden 2016-2018
 Selina Madison 1978-80
 MarySue Marxkors 1975-76
 Dawn Massani 1993-97
 Mary McClenning 1976-77
Iyanna McCurdy 2016-Pres.
 Louise McGoldrick 2002-03
 Wendy McNemarny 1979-81
 Hilma Mededovic 2015-17
 Julie Meier 1991-95
 Nina Menfee 1985-86
 Tiffany Melis 1998-02
 Janet Miller 1989-90
 Monica Miller 2009-11
 Shanece Miller 2009
 Sarah Miller 1995-97
 Tammie Minor 1985-86
 Brianna Mitchell 2013-17
 LaVetta Mitchell 1989-90
 Sherry Mitchell 1987-91
 Aisha Moreno 2004-06
 Linda Mouth 1976-77
 Zandra Moore 1995-96
 Alison Morris 1989-94
 Rachel Mueggenborg 2004-05
Adrianna Murphy 2015-Pres.
 Erica Muskrow 1991-93
 Susan Musselwhite 1989-90

N

Lisa Newman 1980-81
 Kimberly Nicholson 1999-01
 Tarina Nixon 2005-09
 Hannah Noe 2014-17
 Katie Norman 2009-11

O

Wanika Owsley 2004-06

P

Tammy Page 1978-80
 Szandra Pál 2005-09
 Kim Palmer 1993-97
 Leanna Peoples 1984-85
 Jill Pizzotti 1984-89
 Peggy Pollihan 1977-78
 LaShelle Porter 1998-03
Taelour Pruitt..... 2018-Pres.
 Jody Pugh 1990-92
 Susie Puhl 1975-76
 Natalie Purcell 2004-06
 Shannon Proffit 2002-04

R

Christine Rathke 2000-02
 Lisa Robert 1979-80
 Bailie Roberts 2009-13
 Lueveria Roberts 1986-90
 Jasmine Robinson 2014-15
 Renee Rogliardi 1987-92
 Kristy Roherty 1999-02
 Yelena Rosado 2011-15
 Brandi Russia 2003-05
 Tiffanne Ryan 2002-06

S

LaTrese Saine 2016-18
 Susie Schallenberg 1976-78
 Kelli Seaton 1981-83
 Liz Sharpe-Taylor 2004-05
 Lauren Sharpe 2007-09
 Miah Shelford 2002-05
Carrie Shepard..... 2017-Pres.
 Courtney Shiffer 2010-13
 Sherri Shirrell 1984-87
 Yashika Sidbury 2002-04
 Michelle Siemer 1975-76
 Sherre Simmons 1980-82
 Terri Smith 1988-89
 Carina Souza 2002-04
 Rusty Sowers 1997-99
 Natasha Starks 2002-03
 Katrina Stepney 1995-96
 Donna Steppleman 1976-78
 Lolita Still 1984-85
 Daryl Strong 1992-94
 Annie Struve 1996-00
 Cindy Stuck 1980-81
 Valarie Sullivan 1992-93
 Julie Sweetin 2004-05

T

Jocelyn Taylor 2018-Pres.
 Joiceline Thesing 2005-07
 Cheryle Thoele 1994-95
 Tisa Thomas 2000-02
Tesia Thompson..... 2017-Pres.
 Liea Toedte 1998-00
 Barb Truetken 1976-79

U

Michelle Ummel 1975-76

V

Jill VanLeer 1988-89
 Karen Vaughn 1979-83

W

Jamie Wahlert 1995-98
 Mary Walters 1981-82
 Jeri Wenneker 1976-79
 Sarita Wesley 1987-91
 Dawn Westman 1991-93
 Kay Westmoreland 1981-82
 Kenja White 2002-04
 Tajwana White 1997-99
 Missy Whitney 2006-08
 Kara Wright 2012-14
 Jerri Wiley 1989-91
 Stephanie Williams 1982-87

Z

Cindy Zadnick 1981-85



THIS IS THE OVC

Now in its 71st year, the Ohio Valley Conference continues to build on the success that has made it the nation's eighth-oldest NCAA Division I conference.

In May 2011 the Conference expanded for the second time in four years, adding Belmont University which began competition in the 2012-13 academic year. The addition of Belmont gave the OVC 12 members, the most the league has had at one time in its illustrious history. The move added a second team in the city of Nashville and was the first addition to the league since Southern Illinois University Edwardsville joined in 2008. Subsequently, the league has shown its stability over the past decade, seeing only one member institution depart over the past 18 years.

The 2009-10 school year saw a change in leadership as Beth DeBauche was named the seventh full-time Commissioner in league history on July 28, 2009. The last three commissioners of the OVC have moved onto jobs as the commissioner of the Big Ten, Big 12 and the Mid-American Conferences.

The OVC's proud history dates back to 1948, but seeds for the new league were actually planted in 1941. It was then that Roy Stewart, the athletics director at Murray State, Charles "Turkey" Hughes, the athletics director at Eastern Kentucky, and Kelly Thompson, the public relations director at Western Kentucky, first broached the idea of forming a new conference. Discussions were put on hold by World War II, but reemerged February 27-28, 1948 at the Kentucky Hotel in Louisville as the three original institutions combined with Morehead State, Louisville and Evansville to form the OVC.

In the 1950s, the OVC became a pioneer on a much more significant scale socially. During times of racial segregation, league member Morehead State became one of the first non-traditionally black mid-southern institutions to accept a black student. In 1958 Marshall Banks earned athletically-related aid at Morehead, which signed a second black athlete, Howard Murphy, a year later. In 1961 Murphy earned all-conference recognition as a halfback in football. With racial barriers broken, the rest of the institutions in the league began to provide educational and athletic opportunities to African-

when the NCAA became the governing body in 1982. The conference added women's golf and softball in 1994 and women's soccer in 1998.

Football wasn't the only sport in which the OVC was quickly gaining respect. In 1955, the OVC became only the second six-member league nationally to earn an automatic bid to the prestigious NCAA Men's Basketball Tournament, which, at that time, was limited to only 24 participants. The Conference quickly proved worthy of that bid, as Morehead State defeated Marshall (107-92) and Wayne State (95-84) in the 1956

tournament.

Fifteen years later, former OVC member Western Kentucky became the first and only Conference team to reach the Final Four. The Hilltoppers defeated Jacksonville, Kentucky and Ohio State before losing to Villanova in double overtime in the national semifinals. WKU went on to finish in third place after beating Kansas 77-75 in the consolation game.

Since that time, the OVC has recorded some of the biggest upsets in the history of the NCAA Tournament. Perhaps the most famous moment came in 1987, when Austin Peay came from

fourth place in the regular season to win the OVC Tournament and earn the league's automatic bid. The Governors drew powerful Illinois, and were such big underdogs, that ESPN broadcaster Dick Vitale promised to stand on his head if APSU won the game. After a 68-67 victory over the Illini, and a narrow 90-87 overtime loss to eventual Final Four participant Providence in the second round, Vitale made good on his promise in a visit to Clarksville two months later.

Murray State added to the OVC's string of upsets in 1988 when it knocked off 14th-ranked North Carolina State, 78-75. The Racers' M&M Boys - Jeff Martin and Don Mann - combined for 39 points in the win. MSU nearly went on to the Sweet 16 that



**INSPIRING EXCELLENCE
SINCE 1948**

Americans.

After Title IX legislation passed in 1972, women's athletics began a rebirth on the national scene as the NCAA began sponsoring and marketing women's sports. Recognizing the need to provide increased opportunities for female athletes, the OVC began formulating plans for women's athletics in 1975 and established women's championships in the sports of basketball, tennis and track in 1977, with cross country and volleyball added over the next four years. Those sports were initially governed by the Association of Intercollegiate Athletics for Women (IAAW), but the overall strength of women's programs in the league was demonstrated by the automatic bids the OVC instantly received

year, losing to eventual national champion Kansas, 61-58. A bank shot by Mann that would've given the Racers a one-point lead rolled off the rim with three seconds left. In 1990 as a No. 16 seed, Murray State took No. 1 seed Michigan State into overtime before falling 75-71; that game still marks the closest a No. 16 seed has come to knocking off a No. 1 in men's tournament action. More recently, Murray State has dominated the OVC Tournament, reaching the championship game every year in the 1990's. The Racers' 15 OVC Tournament Championships are the most among all OVC schools.

After former member Middle Tennessee State won a first round game in 1989, the league had a drought as no other OVC team won a NCAA Tournament game for the next 19 years. But Morehead State, coming off a thrilling double overtime OVC Tournament victory over Austin Peay, topped Alabama State 58-43 in the 2009 Opening Round game at University of Dayton Arena in Dayton, Ohio. The game was played in front of an Opening Round record crowd of 11,346 and included many MSU fans who made the three-hour drive from Morehead for the game.

In 2009-10, Murray State made OVC history by winning a record 31 games (31-5) on its way to the league's regular season and tournament championships. In the first round of the NCAA Tournament, the No. 13 seed Racers topped Vanderbilt in thrilling fashion when senior Danero Thomas hit a jumper as time expired to lift MSU to a 66-65 victory. It marked the first OVC team to advance to the second round of the NCAA Tournament since 1989 and snapped a skid of 71-straight losses to Southeastern Conference foes (dating back to 2000-01). In the second round, the Racers pushed eventual national runner-up Butler to the brink before losing 54-52.

In 2010-11 Morehead State would make it three NCAA Tournament wins in as many years for the league and got a bit of revenge for the 2009 tournament loss to Louisville in the process. After finishing second in the regular season and winning the OVC Tournament Championship, the

No. 13 seeded Eagles were shipped to Denver to play the in-state foe Cardinals. MSU jumped out to a 15-2 advantage but were down four points (61-57) with just over a minute to play in regulation. After two free throws from two-time OVC Player of the Year Kenneth Faried, the Eagles held for one final shot attempt and senior Demonte Harper pulled up off a cross-over dribble to nail a 3-pointer with 4.3 seconds left that gave Morehead State a 62-61 lead. UofL had one last attempt but Faried blocked the Cardinals last shot, giving MSU the win, its first over Louisville since the 1956-57 season.

In 2011-12 Murray State put together one of the greatest seasons in OVC history, beginning the year 23-0 (an all-time OVC best) and being ranked as high as No. 7 in the coaches poll on Feb. 6. The squad was the first OVC team to be nationally-ranked since Murray State was ranked in 1997-98; in addition, the top 10 ranking was the first for an OVC team since the 1970-71 campaign (WKU). The Racers would top nationally-ranked Memphis and Saint Mary's during the season and win the league's regular season and tournament championships. MSU earned a No. 6 seed in NCAA Tournament, the highest-ever seed for an OVC team since the NCAA began seeding the field in 1979. The Racers would top Colorado State 58-41 in the second round before falling to Marquette in the third round. Murray State would win 31 games overall, tying the OVC all-time record the Racers set in 2009-10.

After the Murray State win in 2011-12, the league had won NCAA Tournament games in four-straight seasons, something that had never happened in league history (three-game winning streaks from 1960-62 and 1987-89 had been the previous best streaks). Over that time period (2009-12) the OVC was one of just nine conferences nationally to win a NCAA Tournament game in each season and one of only three non-BCS leagues (joining the Atlantic 10 and WCC) to do so.

In 2013-14 Murray State won five games to claim the CollegeInsider.com Postseason Tournament (CIT) and in

the process became the first OVC men's basketball team to ever play games in the month of April.

The 2014-15 season saw five OVC men's basketball teams earn postseason bids, the most in league history, and a year later (2015-16) that number was eclipsed with six teams making national postseason tournaments. Entering 2017-18 OVC men's basketball teams have at least one national postseason tournament victory in nine-straight postseasons, an all-time league record.

In 2007-08, UT Martin guard Lester Hudson became the first men's Division I player to record a quadruple-double in a game, when he registered 25 points, 12 rebounds, 10 assists and 10 steals in a victory over Central Baptist College. Hudson, who ranked fourth in scoring nationally as a junior, returned for his senior season in 2008-09 and was second nationally in scoring (behind Davidson's Stephen Curry) at 27.5 points a contest. Hudson earned numerous honors (including OVC Player of the Year and OVC Male Athlete of the Year in each 2008 and 2009 and All-American status from several outlets) before being drafted by the Boston Celtics with the No. 58 pick of the 2009 NBA Draft.

During the 2010-11 year, Faried, the nation's leading rebounder during the season, became the NCAA's Modern Era (since 1973) career rebounding leader, totaling 1,673 rebounds which passed Tim Duncan for the record (he is 11th all-time in NCAA history). Faried also finished his career with 86 double-doubles, second all-time to only Duncan. He is one of only six players in NCAA history to finish with 2,000-plus career points (2,009) and 1,600-plus career rebounds. Faried was drafted 22nd overall by the Denver Nuggets in the 2011 NBA Draft, becoming the first OVC player selected in the first round since Tennessee State's Carlos Rogers 1994.

Murray State guard Isaiah Canaan, a first-team All-American in 2011-12, capped his illustrious career in 2012-13 by becoming just the 17th player in OVC

history to score 2,000 or more career points. Canaan, who was a key part of Murray State NCAA Tournament victories in both 2010 and 2012, earned a pair of OVC Player of the Year honors (2012 and 2013) during his career as well as being named OVC Freshman of the Year (2010), OVC Tournament MVP (2010) and OVC Male Athlete of the Year (2012). He was drafted by the Houston Rockets with the 34th overall pick (No. 2 pick of the second round) of the 2013 NBA Draft.

In 2014-15 Murray State became just the fifth OVC men's team to complete a perfect Conference season (16-0). The Racers were led by sophomore Cameron Payne who was named OVC Men's Basketball Player of the Year, OVC Male Athlete of the Year and earned third-team All-American honors from CBSSports.com. Following the season Payne declared for the NBA Draft, becoming the first sophomore in OVC history to do so and one of just four OVC players all-time to enter and stay in the draft with eligibility remaining. Payne was selected in the lottery by the Oklahoma City Thunder (pick No. 14 overall), making him just the ninth First Round NBA Draft pick in OVC history.

Austin Peay made history in winning the 2016 OVC Men's Basketball Tournament as the Governors became the first No. 8 seed to claim the championship. APSU had to win its two regular season games just to qualify for the event and then won four games in four days to capture its fifth tournament crown. Along the way the Gobs topped a No. 5 seed, No. 4 seed, No. 1 seed and No. 2 seed and were paced by MVP Chris Horton who averaged 22.5 points, 14.0 rebounds and 3.5 assists/game during the event including a 37-point, 21-rebound and 30-point, 16-rebounds performance during the run.

In 2016, former Belmont All-American and 2012-13 OVC Co-Player of the Year Ian Clark became the first former OVC player to advance to the NBA Finals since former Tennessee State star Anthony Mason played for the New York Knicks in 1994. Clark was part of a Golden State

Warriors team that won an NBA record 73 regular season games but lost in Game 7 of the Finals. A year later, Clark was part of the Warriors team that topped Cleveland to win the 2017 NBA Championship, becoming the first OVC player to win the crown since 1970-71 (Murray State's Dick Cunningham and Western Kentucky's Greg Smith with the Milwaukee Bucks).

Belmont's Evan Bradds finished his career in 2016-17 with a 66.7 career field goal percentage, tops in OVC history and fourth all-time in Division I history. Bradds capped his career with back-to-back OVC Player of the Year awards in addition to being named 2016-17 OVC Co-Male Athlete of the Year.

Through its 70 years, 13 teams have won or shared the league's regular season men's basketball title. Murray State heads the list with a Conference-record 25 outright or shared basketball crowns. Other past champions include former member Western Kentucky (19), Morehead State (9), Austin Peay (8), Eastern Kentucky (6), Tennessee Tech (5), former member Middle Tennessee (5), Belmont (4), Tennessee State (2), former member East Tennessee State (2), Southeast Missouri State (1), UT Martin (1) and former member Akron (1).

Among the coaching greats in men's basketball have been Western Kentucky's E.A. Diddle, who retired with 759 victories and 10 OVC titles; John Oldham, who was a member of the very first All-OVC squad and went on to win seven OVC crowns during his coaching tenure at Tennessee Tech and Western Kentucky; Paul McBayer, who guided Eastern Kentucky to 219 wins and three OVC crowns; and Cal Luther, who is the only person in Conference history to win men's basketball Coach of the Year honors at two league schools - Murray State and UT Martin. Following the 2016-17 season, Austin Peay's Dave Loos retired as the winningest coach in OVC history (he passed Luther for that crown in 2009-10). Loos, a five-time OVC Coach of the Year, finished his career with 420 wins in 27 years at Austin Peay (including a 258-194 OVC record)

and 502 total wins in 31 years as a head coach. Loos was inducted into the OVC Hall of Fame in 2018.

There have been an equal number of great players including Western Kentucky's Clem Haskins, who is the only three-time OVC Player of the Year. Several players have won OVC Player of the Year honors twice: Western Kentucky's Jim McDaniels (1969-70 and 1970-71), Murray State's Les Taylor (1971-72, 1972-73), Jeff Martin (1987-88, 1988-89), Popeye Jones (1989-90, 1990-91) and Marcus Brown (1994-95, 1995-96), Austin Peay's Otis Howard (1976-77, 1977-78), Middle Tennessee's Jerry Beck (1980-81, 1981-82), Akron's Joe Jakubick (1982-83, 1983-84), Tennessee State's Carlos Rogers (1992-93, 1993-94), UT Martin's Lester Hudson (2007-08, 2008-09), Morehead State's Kenneth Faried (2009-10, 2010-11) and Murray State's Isaiah Canaan (2011-12, 2012-13).

The OVC also has the honor of being the only conference to boast the nation's leaders in scoring, rebounding and assists all in one season. That feat was accomplished in 1991-92 by Morehead State's Brett Roberts (28.1 ppg), Murray State's Popeye Jones (14.4 rpg) and Tennessee Tech's Van Usher (8.8 apg).

In 2018, the OVC once again served as host for the NCAA Division I Men's Basketball Championship First and Second Rounds at Bridgestone Arena in Nashville. It marked the fourth-time the OVC served as hosts of the event (2000, 2005, 2012 and 2018).

Tennessee Tech has won or shared 18 regular-season women's basketball championships in addition to nine OVC Tournament crowns; both are tops in OVC history. UT Martin added its name to the list of championship by capturing its first OVC Tournament title in 2011 and also winning championships in 2012, 2013 and 2014. The Skyhawks became just the fourth team in OVC history (and first since Austin Peay from 2000-03) to win four-straight tournament titles. In 2016 Belmont won its first-ever OVC Tournament Championship, a feat it repeated in 2017

and 2018.

Several coaches have made their mark in the history of OVC women's basketball. Former Tennessee Tech coach Marynell Meadors posted an amazing 363-139 (72.3%) record at Tech, becoming the first woman in NCAA or AIAW history to win 300 games at the same institution, while former Tennessee State skipper Teresa Phillips earned National Coach of the Year honors from USA Today in 1990 for turning around the Lady Tigers' program before going on to lead TSU to the NCAA Tournament in 1994 and 1995. Tennessee Tech coach Bill Worrell capped a stellar 20-year career in 2005-06 and was inducted into the OVC Hall of Fame in 2007; he compiled a 408-190 record while leading the Golden Eagles to an unprecedented 16 OVC regular-season titles and eight NCAA Tournament appearances, including five straight from 1989-93. Larry Joe Inman, who retired at the conclusion of the 2007-08 season and was inducted into the OVC Hall of Fame in 2009, won more than 100 games at both Middle Tennessee and Eastern Kentucky, and earned OVC Coach of the Year honors a record eight times - five times at ECU and three at MTSU. In 2012-13 Inman came out of retirement to take the Tennessee State job; in 2014-15 he led the Lady Tigers to its first OVC Tournament Championship since 1995. Inman once again retired following the 2016-17 season, with 545 career victories.

Many great players have graced the hardwood over the years, including former OVC Players of the Year Brooke Armistead and Gerlonda Hardin from Austin Peay, Pam Chambers, Jerilynn Harper, Cheryl Taylor, Angela Moorehead, Roschelle Vaughn, Diane Seng, Janet Holt and Emily Christian from Tennessee Tech; Morehead State's Donna Murphy, Priscilla Blackford and Chynna Bozeman; Eastern Kentucky's Kim Mays; Southeast Missouri's Gray C. Harris; Murray State's Ashley Hayes; and UT Martin's Heather Butler and Jasmine Newsome.

Morehead State center Brittany Pittman set new school, league and NCAA

standards for blocked shots in 2008-09. Pittman swatted 164 shots during the season, setting a new NCAA single-season record (which has since been broken).

In 2012-13 the UT Martin duo of Jasmine Newsome and Heather Butler finished fifth and sixth nationally among NCAA scoring leaders. Newsome, the 2012 and 2013 OVC Player of the Year, averaged 22.6 points per game on the way to All-American honors while Butler averaged 22.4 points per contest. Butler set a NCAA record during the season by connecting on a 3-pointer in her 80th-straight game.

In 2013-14 Butler and Newsome capped their brilliant careers by ranking first and second in scoring in OVC history. Butler, the 2013-14 OVC Female Athlete of the Year, finished her career with 2,865 points, which ranked first in OVC and 16th in NCAA history. She also finished her career with 392 career 3-pointers (which was tied for the most in NCAA history following her career but now ranks second) and scored in double figures in all 129 career games, which ranks fifth in NCAA history. Following the season Butler was signed by the WNBA's San Antonio Stars where she became the first OVC player to make an active WNBA roster. Newsome capped her career with 2,566 points, second only to Butler in OVC history.

The league also had another historical moment in November 2008 when the NCAA awarded Nashville the 2014 NCAA Women's Division I Final Four. The OVC served as the host of the prestigious event, which is one of the biggest sporting events the city of Nashville can host. The event was held April 6 & 8 at Bridgestone Arena in downtown Nashville and was played in front of sold-out crowds for both the semifinals and championship as UConn topped Notre Dame in a battle of undefeated teams to win its ninth national title.

In 2017-18, Belmont completed its second-straight undefeated league season, increasing its winning streak in Conference games (both regular season and tournament) to 46 games. The Bruins were ranked in both the USA Today

Coaches Poll and Associated Press Poll during the year, becoming the first OVC team to be nationally-ranked since 1992-93. The Bruins finished the year ranked No. 23 in the AP poll.

Over its 70 years, OVC teams have garnered national championships and bowl games in football, along with national team or individual titles in the sports of rifle, cross country, track and golf.

The OVC has also produced several Olympic athletes, including Murray State's Morgan Hicks, who was a member of the 2004 United States Olympic Rifle Team and Morehead State's Brian Shimer who competed in five Winter Olympics in bobsled (winning a bronze medal in 2002) and coached the 2010 United States bobsled team to its first gold medal since 1948. Former Morehead State football and Eastern Kentucky track and field athlete Dallas Robinson competed with the U.S. bobsled team during the 2014 Sochi Winter Olympics. In addition, some of the greatest players in professional sports were educated at OVC institutions. The list includes former greats such as football's Phil Simms (Morehead State) and Tony Romo (Eastern Illinois), basketball's Clem Haskins (Western Kentucky) and Bubba Wells (Austin Peay) and two-sport star Steve Hamilton (Morehead State) to present-day standouts like basketball player Kenneth Faried (Morehead State) and Robert Covington (Tennessee State), football player Jimmy Garoppolo (Eastern Illinois) and baseball players A.J. Ellis (Austin Peay) and Shawn Kelley (Austin Peay). Hamilton is the only athlete to ever play in the NCAA Basketball Championship, a Major League Baseball World Series (New York Yankees) and an NBA Championship Series (Los Angeles Lakers).

The playing field is not the only place where OVC athletes are working hard. The league also recognizes excellence in the classroom. Six Scholar-Athlete Awards are presented yearly to male and female athletes, while others are commended for their academic success by being Medal of Honor recipients or earning

a spot on the Commissioner's Honor Roll. Additionally, the league annually presents one institutional Academic Achievement Award, as well as separate team awards in each Conference-sponsored sport. Since the College Sports Information Directors of America (CoSIDA) Academic All-America program began, the Ohio Valley Conference has had 275 student-athletes honored with the award, including 81 over the last eight years (2010-18).

Through the early years of the league, administrators wrestled with fan behavior due to the close proximity of the Conference members and the intense rivalries which developed. Just as it did decades ago, the OVC took the leadership role on what has become a national issue. In 1995, the OVC implemented a first-of-its-kind "Sportsmanship Statement," a policy which promotes principles of fair play, ethical conduct and respect for one's opponent. The statement has become a model for others to follow across the nation and has answered the challenge of the NCAA Presidents Commission to improve sportsmanship in collegiate athletics.

Additionally, the OVC annually presents the Steve Hamilton Sportsmanship Award, in honor of the former Morehead State student-athlete, coach and athletics director, to a junior or senior student-athlete with significant athletic contributions who best exemplifies the characteristics of sportsmanship and citizenship. Most recently, the Conference has also implemented the OVC Institutional and Team Sportsmanship Awards, which are presented to one institution and 18 sport-specific teams voted by their peers to have best exhibited the standards of sportsmanship and ethical conduct as outlined by the OVC and NCAA.

The vision of leadership demonstrated by the Founding Fathers in 1948 remains alive today as the Ohio Valley Conference prepares for the future. One example is in regard to the current trend in collegiate athletics administration for increased involvement of university presidents in

setting policies and making rules. The presidents of OVC institutions, however, have always governed the Conference, long before presidential governance became a national theme.

The Ohio Valley Conference sponsors the following sports: baseball, basketball, cross country, football, golf, tennis and track for men, and basketball, cross country, golf, soccer, softball, tennis, track and volleyball for women. In addition, the OVC also sponsors the combined men's and women's sport of rifle.

Now in its seventh decade of competition, the Ohio Valley Conference has grown significantly from its humble beginnings while increasing the number of athletics opportunities it provides for students. Current league representatives include charter members Eastern Kentucky University, Morehead State University and Murray State University, along with Austin Peay State University, Belmont University, Eastern Illinois University, Jacksonville State University, Southeast Missouri State University, Southern Illinois University Edwardsville, Tennessee State University, Tennessee Technological University and the University of Tennessee at Martin.

Updated June 2018



The Ohio Valley Conference Men's and Women's Basketball Championships presented by VisitMyrtleBeach.com, will be held March 6-9 at the Ford Center in Evansville, Indiana.

This marks the second-straight year the event will be held at the venue. The Ford Center, which opened in 2011, is a 11,000-seat arena located in the core of Evansville's downtown district. The 290,000-square foot facility serves as home of the Evansville Thunderbolts of the Southern Professional Hockey League. The Ford Center has served as host to numerous sporting events and concerts on an annual basis.

Last year No. 1 Murray State topped No. 2 Belmont on the men's side to capture its 16th OVC Tournament crown and first since 2012, while No. 1 Belmont bested No. 2 UT Martin to win its third-straight OVC Women's Tournament Championship.

Future OVC Basketball Tournament dates include March 4-7, 2020.

WOMEN'S TOURNAMENT -- SCHEDULE/RESULTS

First Round: Wednesday, March 6, 2019

Game 1: #1 Seed vs. #8 Seed, TBA

Game 2: #2 Seed vs. #7 Seed, TBA

First Round: Thursday, March 7, 2019

Game 3: #4 Seed vs. #5 Seed, TBA

Game 4: #3 Seed vs. #6 Seed, TBA

Semifinals: Friday, March 8, 2019

Game 5: Winner Game 1 vs. Winner Game 3, TBA

Game 6: Winner Game 2 vs. Winner Game 4, TBA

Championship: Saturday, March 9, 2019

Game 7: Semifinal Winners, TBA



/Ohio Valley Conference Office Staff



Beth DeBauche
Commissioner



Kate Barnett
Assistant Commissioner
Championships and
Compliance




Stephanie Castera
Assistant Commissioner
for Institutional
Services/Senior Woman
Administrator




Brian Pulley
Assistant Commissioner for
External Affairs



Kyle Schwartz
Assistant Commissioner for
Media Relations



Travis Tellitocci
Assistant Commissioner
for Football, Basketball and
Officiating




Lauren Berst
Director of Administration



Heather Brown
Director of
Communications



Jon Kuka
General Manager, OVC IMG
Sports Marketing



Bryce Robinson
Director of Digital Media




Jonathan Owens
Assistant Director of
Championships and
Administration

/Officials Coordinators



Michael Blalock
Coordinator of Volleyball
Officiating




Matt Young
Coordinator of Football
Officiating



Curtis Shaw
Coordinator of Men's
Basketball Officials

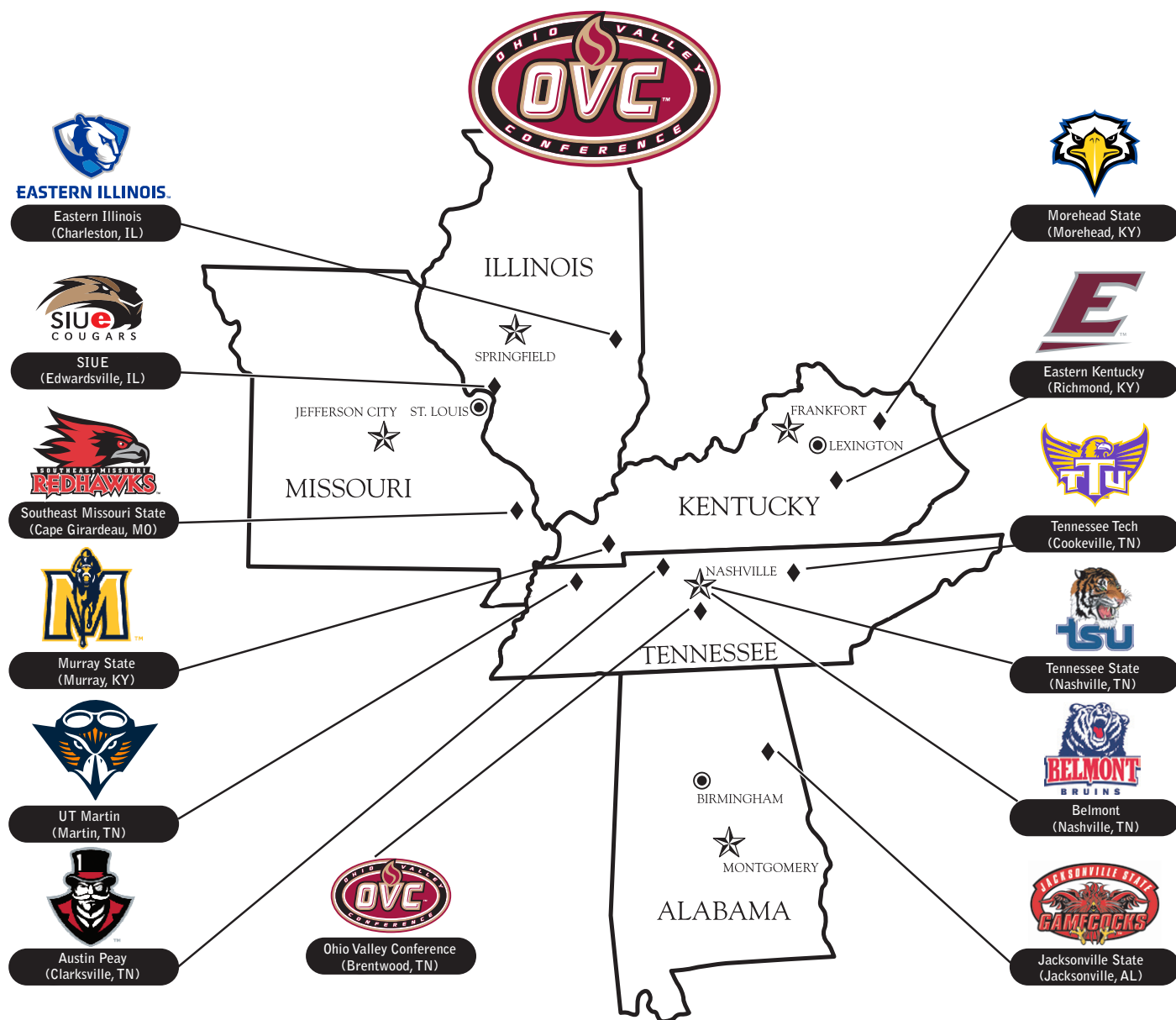


Kim Viera
Coordinator of Soccer
Officials



Jim Williams
Coordinator of Softball
Officials

#LETSSOAR







***THIS IS
SOUTHEAST***

BRING YOUR BIG IDEAS.

**And make
them count.**

Your big ideas will be in good company here. Whatever you choose to study, chances are the program is at the head of its class. And if you're at the head of yours, you can join our honors program and elevate your learning experience even further.



SOUTHEAST MISSOURI
STATE UNIVERSITY • 1873



**SOUTHEAST BOASTS 20+ NATIONALLY
AND INTERNATIONALLY ACCREDITED
PROGRAMS, INCLUDING:**

- / ATHLETIC TRAINING
- / BUSINESS
- / CHEMISTRY
- / COMPUTER SCIENCE
- / DIETETICS
- / EDUCATION
- / ENGINEERING PHYSICS
- / INTERIOR DESIGN
- / MASS COMMUNICATION
- / MUSIC
- / NURSING
- / SOCIAL WORK
- / THEATRE



**GETTING INTO MEDICAL
SCHOOL ISN'T EASY —
WE JUST MAKE IT LOOK
THAT WAY. SOUTHEAST'S
PRE-MED STUDENTS ARE
ACCEPTED TO**

**medical
school well
above the
national
average.**

Like our students, Southeast faculty members come from around the country, hailing from leading institutions such as:

- / Boston Conservatory of Music
- / Carnegie Mellon University
- / Harvard University
- / Pennsylvania State University
- / Purdue University
- / Texas A&M University
- / Tulane University
- / University of Florida
- / University of Michigan
- / Vanderbilt University
- / Yale University



**COME HERE
AS A STUDENT.**

**And go
anywhere
as a
teacher.**

Southeast education graduates work as faculty members in school districts across the nation, and in more than 35 countries around the world.

**1:21
faculty-
student
ratio**

**Full-time
faculty**

**lead most classes, not
teaching assistants —
starting with freshman year.**

**THE DONALD L. HARRISON
COLLEGE OF BUSINESS
CONSISTENTLY MAKES THE
PRINCETON REVIEW'S LIST OF
top business
schools.**



ROLL UP YOUR SLEEVES AND GET DOWN TO BUSINESS.

Or education, public policy, communications or journalism — whatever your major, expect to learn a lot in class and even more in practice. And here, that practice happens on the latest technology and in real-world settings. You'll experiment and collaborate in just about all of your coursework. And you'll put new knowledge into action right from the start.



YOUR NEXT BIG IDEA could happen anywhere. But you'll give it legs and watch it run at **Catapult Creative House**, our student-run idea incubator and launchpad for innovation. Get to work in our creative labs, 3D modeling and printing gallery, and impact studio. It's where you'll turn your concepts into prototypes, your prototypes into products, and your products into sales.

THE BEST PLACE TO LEARN ABOUT U.S. POLICY is where it's actually being shaped. So you'll go to the **Center for Strategic and International Studies (CSIS) in Washington, D.C.**, for part of our University Studies course. For four exhilarating days, you'll work directly with researchers and consultants who advise national leaders. And if you're really on top of your game, you may end up influencing the strategies you've come to study.

INTERNSHIPS

RÉSUMÉS ARE BUILT—NOT WRITTEN.

The workforce is just that: a force. And it's one you'll meet head on at Southeast Missouri State. We'll help you find internships (that's plural on purpose) and coach you through any challenges or questions that come your way.



SET OUT AND JOIN IN.

Earn your wings early. Chew your way into campus history. Share your musical gift. Meet your new brothers or sisters. Whatever you do — whether it's joining a club or carrying on a tradition — just know that you won't do it alone (except the chewing part).

21

SOCIAL FRATERNITIES AND SORORITIES

Representing the IFC, Panhellenic and NPHC Councils. Many of them call Greek Hill home.

And in Fall 2016, a new Greek Village will open on campus, providing an expanded Greek community where thousands of students will make new memories of brotherhood and sisterhood.



180+

student
groups

With organizations on campus from A (Adult Recess improv group) to Z (Zeta Phi Beta Sorority), there's something to meet every professional, social, recreational or religious interest. And if you can't find what you're looking for, form your own group.

We honor our heritage by sticking to our traditions.

Some of them, quite literally. For years, students have been making the trek up **Cardiac Hill** (a tradition in its own right) to add their chewing gum to our infamous **Gum Tree**.



MAKE ART THAT INSPIRES.

And do it on
a campus
that's equally
inspiring.



Built
our F
Miss
arts.
in th
Perfo
Com
the la
break

Dobbins River Campus Center

Inside this living-learning center, you can make a masterpiece, make dinner and make your bed without ever leaving the **River Campus**.

In addition to a residence hall, dining facilities and contemporary classrooms, the **Cultural Arts Center** offers professional-level theatres, costume and scene shops, music rehearsal and gallery space, and dance and art studios — each equipped to inspire ovation-worthy works of art.





on the banks of the Mississippi,
River Campus is the only one in
ouri dedicated entirely to the
But you don't have to be a student
e **Holland School of Visual and
forming Arts** to appreciate it.
e catch a performance. Explore
atest exhibits. Or just enjoy the
htaking river views.

Five venues for exhibiting your
talent — including theatres, a
recital hall and galleries — set
the stage for

**more than
a hundred
different
events
each year.**

Among our student-produced
musical performances, you'll hear
everything from the classics to the
contemporary — including Brahms'
Double Concerto in A Minor and
Andrew Lippa's *The Addams Family*.



**Southeast makes it
affordable to do what
you dream of doing,
and we're recognized
as one of the country's
institutions with
the least indebted
students.**

LEARN MORE

about our \$17 million in
annual scholarships at
semo.edu/scholarships.

**SEE FOR YOURSELF
WHAT YOU'LL DO HERE**

Call us at **(573) 651-2590**
or schedule a visit at
semo.edu/visit.

OFFICE OF ADMISSIONS

One University Plaza, MS 3550
Academic Hall 100D
Cape Girardeau, Missouri 63701

573.651.2590
admissions@semo.edu

APPLY

We can't wait to see what you do.
But first, you'll need to get in.
semo.edu/apply

**DO
YOU
HAVE
THE
WILL
TO**

**make a
medical
discovery?**



**SOUTHEAST MISSOURI
STATE UNIVERSITY • 1873**



2018-19 WOMEN'S BASKETBALL SCHEDULE



OCT. 27	ROCKHURST COLLEGE (EXHIB)	2:00 PM
OCT. 30	LINDENWOOD-BELLEVILLE (EXHIB)	6:30 PM
Nov. 6	Mississippi State	7:00 PM
Nov. 10	Bradley	7:00 PM
Nov. 14	Southern Illinois	12:00 PM
NOV. 20	WESTERN ILLINOIS	6:30 PM
Nov. 24	North Alabama	2:00 PM
Nov. 25	NJIT	1:00 PM
NOV. 29	INDIANA STATE	6:30 PM
DEC. 4	ILLINOIS-SPRINGFIELD &	11:00 AM
Dec. 8	Evansville	1:00 PM
Dec. 17	Memphis	7:00 PM
DEC. 29	HARRIS STOWE	11:00 AM
Jan. 3	SIUE*	5:30 PM
JAN. 5	UT MARTIN*	2:00 PM
JAN. 10	AUSTIN PEAY*	5:15 PM
JAN. 12	MURRAY STATE*	2:00 PM
Jan. 17	Morehead State*	4:05 PM
Jan. 19	Eastern Kentucky*	3:30 PM
JAN. 24	SIUE*	5:15 PM
JAN. 26	EASTERN ILLINOIS*	2:00 PM
Jan. 31	Belmont*	5:00 PM
Feb. 2	Tennessee State*	5:30 PM
FEB. 7	TENNESSEE TECH*	5:15 PM
FEB. 9	JACKSONVILLE STATE*	2:00 PM
Feb. 14	UT Martin*	5:30 PM
Feb. 16	Eastern Illinois*	1:00 PM
Feb. 21	Austin Peay*	5:15 PM
Feb. 23	Murray State*	5:00 PM
FEB. 28	TENNESSEE STATE*	5:15 PM
MAR. 2	BELMONT*	4:15 PM
OVC TOURNAMENT - EVANSVILLE, IND.		
Mar. 6	First Round	TBA
Mar. 7	Quarterfinals	TBA
Mar. 8	Semifinals	TBA
Mar. 9	Championship	TBA

Home Games in **RED** and played in the Show Me Center;
 All home and OVC games streamed live to ESPN+;
 All times Central and subject to change
 * Denotes Ohio Valley Conference Game

