

# YOUR REDHAWKS

2018-19 BASKETBALL MEDIA GUIDE



**#LETSSOAR**



**DO  
YOU  
HAVE  
THE  
WILL  
TO**

**make a  
medical  
discovery?**



**SOUTHEAST MISSOURI  
STATE UNIVERSITY · 1873**



# TABLE OF CONTENTS

## INTRO TO REDHAWK BASKETBALL

Media Information .....	2-5
Houck Field.....	6-7
Basketball Gameday.....	8-9
Academic Excellence.....	10-11
Social Development.....	12-13
Competitive Success.....	14-15
Sports Medicine.....	16-17
Redhawks in the NBA.....	18-19
Redhawks & Under Armour .....	20-21
President Carlos Vargas .....	22-23
Director of Athletics Brady Barke .....	24-25
Athletics Staff.....	26-28

## SEASON PREVIEW

Season Outlook.....	30-31
Roster.....	32
Radio/TV Roster .....	33
Schedule.....	34

## COACHES

Head Coach Rick Ray .....	36-41
Redhawk Coaches/Basketball Staff.....	42-44

## PLAYER PROFILES

Meet the Redhawks.....	46-65
Returnee Statistics vs. OVC Opponents .....	66

## YEAR IN REVIEW

2017-18 Final Statistics.....	68-73
Box Scores .....	74-81
2017-18 Review.....	82-83
2017-18 Notables .....	84

## OPPONENTS

2018-19 Opponents.....	86-91
Results vs. 2018-19 Opponents.....	92-94
Records vs. All Opponents.....	95
Rick Ray vs. All Opponents .....	96

## THIS IS THE OVC

OVC History .....	98-105
2017-18 Final OVC Statistics.....	106-109
2019 OVC Tournament.....	110-111
2018-19 OVC Composite Schedule.....	112-114

## RECORDS & HISTORY

Honors & Awards .....	116-118
Records .....	119
Team Single-Season Records.....	120-121
Career Rankings.....	122-123
Single-Season Rankings .....	124-125
Individual & Team Leaders.....	126
Annual Leaders .....	127
Records .....	128-129
OVC Tournament History.....	130-131
Yearly Results.....	132-142
All-Time Lettermen.....	143-145
Honored Teams.....	146-148

## THIS IS SEMO

University Pages.....	150-156
-----------------------	---------

## CREDITS

The 2018-19 Southeast Missouri Basketball Media Guide was written, edited and designed by Assistant Director of Athletics for Strategic Communications Jeff Honza. Additional assistance by Morgan Harding and Eric Mueller. Photography by Marc Mahnke, Josh Russell, Dave Winder, Aaron Palmer and Getty Images. Special thanks to opposing school media relations personnel for submitting information to the opponents section of this guide.





# MEDIA

## **CREDENTIALS**

Credentials are required for entrance to the Show Me Center. To request season or single game credentials, please contact Assistant Director of Athletics for Strategic Communications Jeff Honza by phone (573) 651-2933 or email [jhonza@semo.edu](mailto:jhonza@semo.edu) or [redhawk1@me.com](mailto:redhawk1@me.com). Credentials can be picked up at the NCAA pass gate located inside the main entrance of the Show Me Center.

## **PHOTOGRAPHERS**

Photographers working the floor level at the Show Me Center are required to shoot from behind the dash lines along the baselines and must sit on the floor in those areas. The Strategic Communications Department may

identify other positions off the court where photographers may work, provided the view is not blocked for fans. At no time may photographers work directly from behind the official scorer's table and team benches, and in front of any courtside signage. No tripods may be placed on or beside the court.

## **PRESS ROW**

Media will be issued assigned seats courtside on the north side of the Show Me Center. Press row is reserved for working media only. Professional decorum is expected at all times. Cheering or outward expression is strictly prohibited.

## **POSTGAME INTERVIEWS**

All interview requests for Southeast student-athletes must be made to a member of the Southeast Missouri Strategic Communications staff prior to the end of each game. Student-athletes will be escorted to postgame press conferences in the front meeting rooms of the Show Me Center. Media representatives are not allowed in the dressing room area. Redhawks head coach Rick Ray will address the media during press conferences after every game and the opposing head coach will be invited upon request. Ray will join press conferences immediately after his postgame radio obligation with the Redhawks Radio Network.

## **BASKETBALL EMAIL LIST**

If you would like to be added to the Southeast Missouri men's basketball email list to receive breaking news about the team, please email Jeff Honza. The official website, [GoSoutheast.com](http://GoSoutheast.com), is the best source for up-to-date information about the Redhawks.

## **STATBROADCAST LIVE**

StatBroadcast Live is the official live statistics platform for Southeast Missouri Athletics. Live stats for all of the Redhawks home games can be accessed online at [GoSoutheast.com](http://GoSoutheast.com). StatBroadcast Live is available on all mobile devices.







# INFORMATION

## **BASKETBALL PRACTICES**

All Southeast Missouri men's basketball practices are closed. Requested media interviews during the week should be made to Jeff Honza. Media interviews will be conducted before practices when arranged ahead of time.

## **PHONE LINES**

One phone line will be provided to the visiting team's official radio station courtesy of the Redhawks Radio Network. If additional phone lines are needed, they must be secured by calling (573) 651-2275 at least one week in advance.

## **WIRELESS INTERNET**

The Show Me Center is equipped with wireless internet. Please see a member of the Southeast Missouri sports information staff for login information.

## **RADIO SHOW**

Southeast's basketball radio show will be on Mondays at Wings Etc. with shows at both the Cape Girardeau (3047 William St.) and Jackson (2003 E. Jackson Blvd.) locations this season. The radio show airs live from Noon-1 p.m., CT, on ESPN 1220 & 1470 AM each week.

## **GOSOUTHEAST.COM**

The official athletics website, GoSoutheast.com, is the top source of information for all Redhawk teams.



@GOSOUTHEAST  
@SEMOMBB



GOSOUTHEAST



GOSOUTHEAST



SEMOREDHAWKS

#LETSOAR



**PROTECT  
THIS HOUSE.**  
PERFORMANCE



# MEDIA

## REDHAWKS RADIO NETWORK

All Redhawk basketball games will be broadcast live on the radio at Real Rock 99.3 FM, ESPN 1220 AM.com and GoSoutheast.com. Erik Sean is in his 19th year as the "Voice of the Redhawks." Sean is the Director of Sports Operations for Mississippi River Radio's eight radio stations in Cape Girardeau. He is an 11-time winner of the Missouri Broadcasters Association's Play-by-Play Award and three-time winner of the MBA's Sports Award. Sean will be assisted by Jess Bolen (color analyst) at home games.



## RADIO NETWORK AFFILIATES

Real Rock 99.3 FM (KCGQ)  
Cape Girardeau, Mo.

ESPN 93.5 FM  
Cape Girardeau, Mo.

ESPN 1220 AM (KGIR)  
Cape Girardeau, Mo.

ESPN 1470 (KMAL)  
Malden, Mo.

## SEMOESPN.COM

Listen and watch all of Southeast Missouri's football radio shows throughout the 2018 season live online at SEMOESPN.com. Visit GoSoutheast.com for the complete schedule of radio show dates, times and locations.

## LISTEN LIVE

## ESPN+

The Ohio Valley Conference and ESPN have reached an extension of their media rights agreement, which will now include a minimum of 600 conference events on ESPN+, the recently launched multi-sport, direct-to-consumer subscription streaming service from The Walt Disney Company Direct-to-Consumer & International segment and ESPN. All of Southeast Missouri's home and OVC games will air live on ESPN+ this season. ESPN+ is the first-ever multi-sport, direct-to-consumer subscription streaming service from The Walt Disney Company's Direct-to-Consumer and International division in partnership with ESPN. It offers fans thousands of additional live events, on-demand content and original programming not available on ESPN's linear TV or digital

## STRATEGIC COMMUNICATIONS



**JEFF HONZA, ASSISTANT ATHLETICS DIRECTOR FOR STRATEGIC COMMUNICATIONS**

Football, Men's Basketball, Softball, Administration

**Office:** (573) 651-2933

**Cell:** (618) 528-1145

**Email:** jhonza@semo.edu, redhawk1@me.com



**MORGAN HARDING, ASSISTANT DIRECTOR OF STRATEGIC COMMUNICATIONS**

Soccer, Women's Basketball, Baseball, Secondary Volleyball, Secondary Gymnastics

**Office:** (573) 651-2294

**Cell:** (812) 306-8211

**Email:** mharding@semo.edu



**ERIC MUELLER, GRADUATE ASSISTANT**

Volleyball, Cross Country, Gymnastics, Track & Field, Tennis

**Office:** (573) 651-2937

**Cell:** (630) 267-5145

**Email:** ejmueller@semo.edu

**GOSOUTHEAST.COM**

**SOUTHEAST MISSOURI  
STRATEGIC COMMUNICATIONS**

One University Plaza MS 0200

Cape Girardeau, MO 63701

**Phone:** (573) 651-2294

**Fax:** (573) 651-2810

**Press Box:** (573) 651-2191

# INFORMATION

networks. ESPN+ is an integrated part of the completely redesigned ESPN App. Already the leading sports app, the new ESPN App is the premier all-in-one digital sports platform for fans across mobile and tv-connected devices. ESPN+ is also available through ESPN.com.



**GOSOUTHEAST.COM**





# SHOW ME

The 7,000-seat Show Me Center (SMC) is the home of the Southeast Missouri State University men's and women's basketball teams. Additionally, the Show Me Center is the entertainment and meeting hub for the 250,000 residents of the tristate region.

A number of renovations were made to the Show Me Center prior to the 2015-16 season, including new telescopic seating, a state of the art center-hung video board and improvements to sound and lighting systems.

On June 26, 2014, the Southeast Missouri State University Board of Regents approved a list of high priority major capital renovation projects to be completed over the next two to three years to upgrade the Show Me Center to modern

arena standards.

The other phase of the project includes high priority items such as renovating the front meeting room and parking lot areas.

The facility first opened its doors in the summer of 1987 and celebrated its 25th Anniversary during the 2012-13 season.

One of the best arenas in the Ohio Valley Conference, the Show Me Center has served Southeast Missouri State University, the City of Cape Girardeau, and the citizens of Southeast Missouri, Southern Illinois, and Western Kentucky by providing quality concerts, sporting events, top-notch family entertainment, and a first-rate banquet, convention, and meeting facility.

The facility is a joint-venture of Southeast Missouri State and the City of Cape Girardeau. The

combined SMC and Student Recreation Center, which received a complete renovation and expansion in 1999, were originally built at a cost of \$18 million.

The building houses the Redhawks men's and women's locker rooms, which have been completely remodeled. New basketball offices on the north side of the SMC were completed during the fall of 2003. More recently, a portable floor and goals were purchased before the 2011-12 season.

Southeast's Student Recreation Center is adjoined to the Show Me Center, and it houses the Redhawks' practice facilities. The center has five full basketball courts (including two hardwood courts), a large weight room, six racquetball courts, an indoor track, two cardiovascular

equipment areas, a climbing wall, two multipurpose rooms, and full locker rooms. The new Student Aquatic Center, which opened in December 2007, features a four-lane lap pool, a recreational pool with a rock wall and zip line, hot tub and locker rooms.

In addition, the Redhawks had over 10,000 fans for the Western Kentucky (10,222) and Murray State (10,028) games in 2000, the Murray State (10,100) game in 2001 and the Southern Illinois matchups in 2005 (10,100) and 2011 (10,136).



# CENTER

## **LARGEST SHOW ME CENTER CROWDS**

vs. Murray State (Feb. 12, 2000).....	7,241
vs. Murray State (Feb. 22, 1992).....	7,195
vs. Murray State (Jan. 14, 1999).....	7,156
vs. Southwest Baptist (Feb. 17, 1990).....	7,142
vs. Murray State (Feb. 15, 2012).....	7,125
vs. Central Missouri (Feb. 18, 1990).....	6,911
vs. Central Missouri (Jan. 12, 1991).....	6,904
vs. Missouri Western (Feb. 25, 1989).....	6,893
vs. Northeast Missouri (Feb. 25, 1989).....	6,870
vs. Southern Illinois (Dec. 15, 1994).....	6,777
vs. Southwest Baptist (Jan. 26, 1991).....	6,670
vs. Central Missouri (Jan. 23, 1988).....	6,635
vs. Murray State (Feb. 19, 1994).....	6,630
vs. Austin Peay (Jan. 22, 2005).....	6,607
vs. Murray State (Feb. 14, 1998).....	6,593
vs. Missouri-St. Louis (Jan. 25, 1989).....	6,518
vs. Tennessee State (Feb. 20, 1993).....	6,518

## **YEAR-BY-YEAR HOME ATTENDANCE (SINCE JOINING NCAA DIVISION I)**

1991-92 (14 Dates).....	5,391
1992-93 (14 Dates).....	5,590
1993-94 (13 Dates).....	5,432

1994-95 (15 Dates).....	5,095
1995-96 (13 Dates).....	4,604
1996-97 (14 Dates).....	4,384
1997-98 (13 Dates).....	4,912
1998-99 (13 Dates).....	5,203
1999-00 (15 Dates).....	5,066
2000-01 (14 Dates).....	5,054
2001-02 (14 Dates).....	4,123
2002-03 (13 Dates).....	4,258
2003-04 (13 Dates).....	3,813
2004-05 (14 Dates).....	3,902
2005-06 (13 Dates).....	3,550
2006-07 (13 Dates).....	3,558
2007-08 (13 Dates).....	3,437
2008-09 (13 Dates).....	2,613
2009-10 (14 Dates).....	2,511
2010-11 (13 Dates).....	2,215
2011-12 (14 Dates).....	2,356
2012-13 (14 Dates).....	2,339
2013-14 (13 Dates).....	1,983
2014-15 (14 Dates).....	2,222
2015-16 (13 Dates).....	1,526
2016-17 (14 Dates).....	1,950
2017-18 (14 Dates).....	1,252



**PROTECT  
THIS HOUSE.**  
PERFORMANCE





# BASKETBALL







# GAMEDAY





# ACADEMIC

**T**he Holcomb Success Center offers Southeast Missouri student-athletes a place to study and develop as students and campus leaders.

It is located in the Student Recreation Center, just south of Houck Field. The Holcomb Success Center offers a computer lab with 18 work terminals, study areas and rooms for group meetings. The facility houses the Southeast Academic Services staff and main weight room for Redhawk student-athletes.

The beautiful facility has enhanced the outstanding work in the classroom already enjoyed by Southeast student-athletes.

Last year, the Redhawks recorded a 3.21 cumulative grade point average in the fall and spring semesters. Women's tennis paved the way with a

3.76 cumulative GPA, while gymnastics, women's cross country and women's soccer followed close behind with 3.70, 3.69 and 3.68 marks, respectively.

In all, 211 student-athletes finished with a 3.0 or higher cumulative GPA, including 12 with a 4.0 and 115 at 3.5 or better. That total accounted for over 64 percent of the entire student-athlete population.

During the spring semester alone, the Redhawks had nine programs post a 3.10 or better GPA, including women's tennis (3.87), women's cross country (3.66), women's soccer (3.65), gymnastics (3.60), softball (3.59), women's basketball (3.39), women's track & field (3.36), volleyball (3.29) and baseball (3.17).

Tutors are available for all

student-athletes as needed. In addition, both attendance and academic progress is monitored through regular checks with faculty.

A special course is required for all first time student-athletes at Southeast. The course, which offers three credit hours, is part of a comprehensive program developed to address study skills and life skills topics, and thus, enhance retention and academic success for student-athletes.

Entering student-athletes are evaluated for academic preparedness and assigned to appropriate categories.

Student-athletes can also receive individualized academic programs which include meeting with a mentor bi-weekly to discuss academic progress.

The Holcomb Success Center staff works to get athletes involved in campus and community projects, as well. This is done to provide a support structure and greater opportunity for academic success. Through the NCAA's CHAMPS/Life Skills Program, the Holcomb Success Center gives student-athletes personal and professional skills in order to facilitate successful and productive futures.



**EXCELLENCE**







# SOCIAL

**S**tudent-athletes and coaches at Southeast Missouri are dedicated to giving back to the community that so generously supports them.

Redhawk basketball student-athletes have opportunities to participate in a variety of community service activities each year. Community involvement helps provide a support structure and greater opportunity for academic success.

We are proud of the level of commitment shown by our student-athletes and always encourage them to participate in community service projects here at Southeast.

Southeast student-athletes also have the opportunity to participate in the Redhawks BRIDGE Program. The mission of the Redhawks BRIDGE Program

is to develop a comprehensive student-athlete development program by Building Responsible Individuals and Delivering Gainful Experiences. This program provides student-athletes with both leadership and life skills experiences through interactive programming that will prepare them to be successful in life after athletics. The leadership programming will teach student-athletes about Southeast's culture and allow them to learn, develop, and apply leadership skills. The life skills programming provides educational programs designed to assist student-athletes in identifying and applying transferable skills and experiences to prepare them to succeed outside of the athletic arena.





# DEVELOPMENT







# COMPETITIVE

**S**outheast Missouri's Strength and Conditioning program is committed to developing the total student-athlete through their experiences within a competitive training environment.

Southeast's weight room renovations at the Holcomb Success Center were completed in January, 2016.

Indoor turf, weights, equipment and lifting platforms were added as part of the renovation, which cost \$500,000. The facility now has more space and equipment to handle Southeast's larger teams or multiple teams training at the same time. Branding and new lighting were also included in the overall project.

The newly-renovated weight room enhances training with the best equipment available and is

able to accommodate larger teams or multiple teams training at the same time.

## **TRAINING PRINCIPLES FOR SOUTHEAST ATHLETES**

1. *Reduce the risk of injuries*
  - If a student-athlete is injured, he/she will not be able to compete at practice or games.
2. *Ensure the athletes are optimally prepared to compete*
  - It is our responsibility to best manage all stressors that are placed on the student-athletes body in order to achieve the best results on the playing field.

3. *Maximize athletic ability*
  - We challenge each athlete, both physically and mentally, in order to achieve optimal results.

## **EXERCISES FOR SOUTHEAST ATHLETES ARE BASED ON THE FOLLOWING PRINCIPLES:**

1. *Ground Based Movements*
  - Athletes compete with their feet on the ground, and therefore, should train that way. The ability to produce force against the ground determines how fast athletes can run and how high they can jump.

2. *Three-Dimensional Movements*
  - Athletes must be able to stabilize themselves in all planes of movement. A fancy way of saying we use free weights (barbells/dumbbells vs. machines).

3. *Multi-Joint Movements*
  - Very rarely in sport do athletes isolate one single joint at a time. Athletes can train more muscle mass at the same time.





**SUCCESS**





# SPORTS

**P**revention. Treatment. Rehabilitation. Education. Those are the four primary phases of athletic training, and the Southeast Missouri athletic training staff strives to fulfill all of those areas when working with student-athletes on a daily basis.

Southeast student-athletes are offered the best care possible by the athletic training staff. The Sports Medicine department includes five full-time athletic trainers, six graduate assistants and several student assistants. The staff serves student-athletes around-the-clock at numerous facilities on campus.

The athletic trainers begin treatments and rehabilitation starting as early as 6 a.m., and are available until the last student-athlete is through.

There are currently four athletic

training facilities on campus. The staff treats out of the Rosengarten Athletic Complex, where the primary training room is located. There are two other satellite athletic training rooms, including one at Houck Field House and one at the Show Me Center.

The Southeast athletic training rooms are equipped with stationary bikes, hand weights, therapeutic modalities and the latest physical therapy equipment. Each component is strategically designed to not only give the student-athlete the best care, but also to aid in returning to competition as quickly as possible.

Southeast Athletic Training has strong working relationships with local physicians and two hospitals in Cape Girardeau. It is from

these hospitals that the Athletic Training department is assisted by four orthopedic physicians.

The Southeast Athletic Training program prides and commits itself to providing the best comprehensive, personalized and efficient healthcare to its student-athletes. Delivery of healthcare focuses on the prevention and

management of athletic-related injuries or illnesses, while adhering to the National Athletic Trainers' Board of Certification Standards of Professional Practice. Our high quality of athletic healthcare is provided in combination with the education of athletic training students.





# MEDICINE







Photo by Garrett Ellwood  
NBAE/Getty Images



# REDHAWKS IN

**A**ntonius Cleveland was the most recent player on an active NBA roster from Southeast Missouri.

Cleveland, who was at SEMO for four years from 2013-17, became the first Redhawks player signed to a NBA roster since the NBA/ABA merger in 1976.

After going undrafted in the 2017 NBA Draft, Cleveland signed with the Portland Trail Blazers and joined the team for its 2017 NBA Summer League. He averaged 5.8 points per game in six games off the bench for the Trail Blazers.

On July 27, 2017, Cleveland signed with the Golden State Warriors on a training camp deal. He was later waived by the Warriors on September 30 and was then assigned to the Santa Cruz Warriors NBA G League affiliate on October 24, 2017.

Cleveland next signed a two-way contract with the Dallas Mavericks on November 17, 2017. He made his NBA debut later that night in a 111-87 loss to the Minnesota Timberwolves. Cleveland had two points and two rebounds in six minutes against Minnesota. He split his playing time between the Mavericks and their G League affiliate, the Texas Legends. On December 18, 2017, Cleveland was injured in a 97-91 loss to the Phoenix Suns and was waived from the team a day later.

The Atlanta Hawks then signed Cleveland to a 10-day contract on February 22, 2018. He signed a second 10-day contract with Atlanta on March 4, 2018. On March 14, 2018, the Hawks signed Cleveland to a multi-year contract. A week later, he was placed on

waivers by Atlanta on July 21, 2018.

Cleveland appeared in four games and averaged 3.3 points and one rebound in 10.5 minutes per game for the Hawks last season.

On July 23, 2018 the Chicago Bulls claimed Cleveland off waivers. The Bulls then waived Cleveland on October 13, 2018.



Photo by David Sherman  
NBAE/Getty Images

# THE NBA

## ***SOUTHEAST MISSOURI'S NBA DRAFT PICKS***

<u>Year</u>	<u>Round</u>	<u>Pick</u>	<u>Name</u>	<u>Name</u>	<u>Pos.</u>
1963	10	75	Carl Ritter	St. Louis Hawks	G
1979	4	71	Larry Rogers*	New York Knicks	F
1986	7	149	Ronnie Rankin	Sacramento Kings	G

\* - Played one season at Southeast Missouri in 1974-75.

## ***FORMER SOUTHEAST MISSOURI PLAYERS WHO PLAYED IN THE NBA***

<u>Draft Yr.</u>	<u>Name</u>	<u>Team(s)</u>	<u>Pos.</u>
1961	Rich Eichhorst	St. Louis Hawks	G
2017	Antoniou Cleveland	Dallas Mavericks Atlanta Hawks Chicago Bulls	G





# REDHAWKS &

**S**outheast Missouri and Under Armour, Inc. (NYSE: UA, UAA) announced a new partnership agreement. The Baltimore-based global leader in performance footwear, apparel and equipment became the official outfitter of Southeast Missouri Athletics on July 1, 2018.

As part of the multi-year agreement, Under Armour will provide on-field and training gear for 15 sports. Additionally, Under Armour will outfit members of the athletic department including coaches and staff.

"We are extremely excited to announce our partnership with Under Armour and BSN SPORTS to outfit our student-athletes and coaches with the highest quality apparel in the market," said Director of Athletics Brady Barke. "Having two of the industry

leaders in athletic apparel associated with us will expand the resources available to each of our teams and significantly benefit our student-athletes."

The new official outfitter agreement includes marketing entitlement that will complement Under Armour's brand marketing campaigns through print and venue presence at the University.

Southeast Missouri's athletic programs include football, men's basketball, women's basketball, baseball, men's cross country, women's cross country, softball, women's tennis, volleyball, women's soccer, men's outdoor track & field, men's indoor track & field, women's outdoor track & field, women's indoor track & field and women's gymnastics.

The Redhawks compete at the NCAA Division I level and

are part of the NCAA Football Championship Subdivision (formerly I-AA) in football. Southeast first became a member of the Ohio Valley Conference when it moved to NCAA Division I in 1991-92. The Redhawks have won 53 OVC regular-season championships and 18 OVC tournament titles during their first 26 years in the league. Southeast also won seven Women's All-Sports trophies in that span.

Southeast Missouri joins the growing Under Armour roster of NCAA partners that includes the University of California, Los Angeles, University of California, Berkeley, University of Wisconsin, University of Notre Dame, Naval Academy Athletic Association, University of Maryland, Texas Tech University, Northwestern University, University of

Cincinnati, Boston College, University of Utah, University of South Carolina and Auburn University.

## ***ABOUT UNDER ARMOUR***

Under Armour, Inc., headquartered in Baltimore, Maryland is a leading innovator, marketer and distributor of branded performance athletic apparel, footwear and accessories. Designed to make all athletes better, the brand's innovative products are sold worldwide to consumers with active lifestyles. The company's Connected Fitness™ platform powers the world's largest digitally connected health and fitness community. For further information, visit [www.uabiz.com](http://www.uabiz.com).





# UNDER ARMOUR





# PRESIDENT

**D**r. Carlos Vargas became the 18th president of Southeast Missouri State University July 1, 2015, after having served as acting president at Kutztown University of Pennsylvania.

Since becoming president, Dr. Vargas has launched initiatives to marshal the resources, leverage opportunities and address a variety of challenges and needs of Southeast Missouri State University. He has set as primary goals for the institution the support for student persistence and retention.

He has encouraged and supported the identification and development of innovative academic programs, including bachelor's degrees in Unmanned Aircraft Systems, Geographic Information Science, and

industrial and systems engineering. He has continued to support the globalization of the campus through expansion of study-abroad experiences, extensive engagement of international students, and encouragement of students on campus and abroad to explore cultural interaction. He has championed the work of the President's Task Force on Diversity Education and continued emphasizing the expectations for enhancement of the teacher-scholar model. Under President Vargas' leadership, regional partnerships and collaborations have been solidified, including several joint initiatives with Three Rivers, Mineral Area and other community colleges.

Prior to assuming the presidency at Southeast, Dr.

Vargas served one year as acting president of Kutztown University, where he also served as the provost and vice president for academic and student affairs.

Prior to his tenure at Kutztown, Dr. Vargas was at Central State University in Wilberforce, Ohio, where he served as provost and vice president for academic affairs. He previously served in several roles at Kent State University (Ohio) for a total of 18 years, including founding director of the program on electron beam technology. He was also Kent's associate dean for research, interim assistant dean for research and interim assistant dean for the School of Technology. He started his tenure at Kent State in 1985 as a professor, and continued to teach until his departure from the

university in 2003.

Dr. Vargas began his career in higher education at the National Autonomous University of Mexico (UNAM), from which he received a Bachelor of Science in physics.

He earned his Ph.D. in physics and aerospace science from the University of Michigan and he has Master of Science degrees from Michigan in both physics and aerospace science. He is married to Pam Vargas, who currently serves as director of Research and Grant Development at Southeast, and they have a son, a daughter, and two granddaughters.





# VARGAS


## SOUTHEAST MISSOURI STATE BOARD OF REGENTS



**DONALD G. LAFERLA**  
President



**EDWARD P. GARGAS**  
Vice President



**PHILLIP M. BRITT**



**TINA L. KLOCKE**



**JAY B. KNUDTSON**



**KENDRA NEELY-MARTIN**



**LUKE M. LEGRAND**  
Student Representative







# BRADY

**B**rady Barke is in his third year as Southeast Missouri's Director of Athletics.

Barke served as the Interim Director of Athletics since July, 2015, before being named to the permanent position of Director of Athletics on June 7, 2016.

Most recently, Barke reached a multi-year agreement with Under Armour. The Baltimore-based global leader in performance footwear, apparel and equipment became the official outfitter of Southeast Missouri Athletics on July 1, 2018.

As part of the multi-year agreement, Under Armour will provide on-field and training gear for 15 sports. Additionally, Under Armour will outfit members of the athletic department including coaches and staff.

Academically, Southeast's athletic teams recorded a 3.21

cumulative grade point average in 2017-18. Women's tennis paved the way with a 3.76 cumulative GPA, while gymnastics, women's cross country and women's soccer followed close behind with 3.70, 3.69 and 3.68 marks, respectively.

In all, 211 student-athletes finished with a 3.0 or higher cumulative GPA, including 12 with a 4.0 and 115 at 3.5 or better. That total accounted for over 64 percent of the entire student-athlete population.

During his first year in 2016-17, Barke introduced Andy Sawyers as the Redhawks head baseball coach and worked tirelessly on two major renovation projects.

Nearly a month after Sawyers was hired, Southeast Missouri State and the City of Cape Girardeau officially broke ground on Capaha Field. New synthetic turf, new fencing and a digital scoreboard in the outfield were

added as part of the \$1.8 million project that was completed before Southeast's season-opener. More improvements are in the works at Capaha Field.

On Feb. 3, 2017, Southeast formally dedicated Holcomb Success Center. To honor the long-time service and philanthropy of Dr. John and Judy Holcomb, the University named the facility the Holcomb Success Center located in the Student Recreation Center-South.

Indoor turf, weights, equipment and lifting platforms were added as part of the renovation at a cost of \$500,000. The facility now has more space and equipment to handle Southeast's larger teams or multiple teams training at the same time. Barke helped secure the Holcombs gift, the largest single cash gift in Southeast Athletics history.

Major improvements were also made to the second floor of the building where athletic academic services are housed. This space provides student-athletes with places to study and features a computer lab with 30 work terminals and rooms for group meetings. Staff members assist student-athletes with life skills development, academic advising and academic progress toward degree requirements and NCAA eligibility.

More than \$240,000 in pledges for the Redhawks Club unrestricted booster fund has been raised under Barke's leadership. It is the largest total since the 2003-04 school year. More than \$266,000 was raised in Sponsorship & Marketing contracts for FY18 marking the fourth-consecutive year of Sponsorship and Marketing revenues.



# BARKE

Football and volleyball ticket sales revenue were the second-highest total in the last 12 years.

Barke has also worked hard to enhance Redhawks branding around the community. Redhawk banners, S-E! M-O! billboards, Welcome to Redhawk country and Your Redhawks yard signs are prominently displayed all over Cape Girardeau.

Barke created the Redhawks Trivia Night & Auction, a sold out event that generated over \$40,000 in net revenue its first year. In addition, he launched the Redhawks BRIDGE program which provides student-athletes with both leadership and life skills experiences through interactive programming that will prepare them to be successful in life after athletics.

Barke, senior associate to the president and secretary to the Board of Regents at Southeast,

officially began as Director of Athletics on July 1, 2016.

Barke served as Interim Associate Director of Athletics for Compliance & Student Support Services before being named the Senior Associate to the President and Secretary to the Southeast Missouri State University Board of Regents in 2013.

He began his tenure at Southeast in 2008 as Assistant Director of Athletics for Compliance & Eligibility. Barke previously served as a governance intern with the NCAA national headquarters in Indianapolis, and as a law clerk with the Southern Illinois University-Carbondale Department of Athletics Compliance Office.


Barke has served as a member of the National Association of Athletics Compliance (NAAC), chaired the NAAC Education Committee, and was a member

of the NAAC Board of Directors. He has facilitated the NCAA Regional Leadership Academy, and served on both the NCAA Sports Wagering Task Force and the Olympic Sports Liaison Committee.


Barke has a juris doctorate degree from Southern Illinois University School of Law, an MBA from Southeast Missouri State University, and a bachelor of science degree in biology from Webster University. While a student at Webster, Barke was a member of both the basketball and golf teams and was inducted into the Webster Athletic Hall of Fame.

He and his wife, Halley, are parents of three children, Mabrie, Jackson, and Kolbe.





**NATE SAVERINO**  
Associate Director of  
Athletics/External Affairs



**DR. SHANNON YATES**  
Associate Director of Athletics/  
Senior Woman Administrator



**DR. ROBERT GREIM**  
Assistant Director of  
Athletics/Compliance



**JEFF HONZA**  
Assistant Director of  
Athletics/Strategic Communications



**ELIZABETH BRUCKER**  
Director of Business  
Operations

# ATHLETICS



**BETH EASTER**  
Faculty Athletics Representative



**KAREN GLEESON**  
Senior Administrative  
Assistant



**KENT PHILLIPS**  
Coordinator of Facilities &  
Event Management




**PHILLIP LADY**  
Coordinator of Marketing &  
Promotions



**BRAD KOESTER**  
Ticket Office Manager



**KATIE GRIFFIN**  
Academic Services Director



**MARCIA HENDRIX**  
Insurance Coordinator



**BARB KINSEY**  
Development



**SAMANTHA PAIGE**  
Academic Services  
Coordinator




**BEN FOX**  
Co-Head Athletic Trainer









**KRISTIN JONES**  
Assistant Athletic Trainer



**HOLLY REYNOLDS**  
Assistant Athletic Trainer



**RYAN NAPOLI**  
Strength & Conditioning



**TATIANNA PARHAM**  
Sundancers



**BILLY HOSKINS**  
Cheerleaders



**JARED WALHOFF**  
Assistant Director of  
Compliance




**CHARLIE BALCOM**  
Coordinator of Digital Media



**ANDY SAWYERS**  
Head Baseball Coach




**CRAIG RINGE**  
Assistant Baseball Coach



**MATTHEW KINNEY**  
Associate Baseball Coach

# STAFF



**BRIAN LEES**  
Volunteer Assistant  
Baseball Coach




**REKHA PATTERSON**  
Head Women's Basketball Coach



**CHANTE CRUTCHFIELD**  
Assistant Women's  
Basketball Coach



**MORGAN EYE**  
Assistant Women's  
Basketball Coach



**BROOKE HENGST**  
Women's Basketball  
Director of Operations



**BRITTANY WINBORNE**  
Women's Basketball  
Graduate Assistant




**RYAN LANE**  
Cross Country Coach



**TOM MATUKEWICZ**  
Head Football Coach



**BRYCE SAIA**  
Assistant Football Coach



**JEREMY MCDOWELL**  
Assistant Football Coach




**PROTECT  
THIS HOUSE.**



**MATT MARTIN**  
Assistant Football Coach




**RICKY COON**  
Assistant Football Coach




**JOE UHLS**  
Assistant Football Coach




**BEN BLAKE**  
Assistant Football Coach



**GHAALI MUHAMMAD-LANKFORD**  
Assistant Football Coach



**RAY SMITH**  
Assistant Football Coach



**TYLER FRENCH**  
Assistant Football Coach



**JUSTIN DRUDIK**  
Assistant Football Coach




**ASHLEY LAWSON**  
Head Women's Gymnastics Coach



**CHRIS LICAMELI**  
Assistant Gymnastics Coach



**HEATHER NELSON**  
Head Soccer Coach



**PAUL NELSON**  
Associate Head Soccer Coach



**MARK REDBURN**  
Head Softball Coach




**KRISTEN JONES**  
Assistant Softball Coach




**MARY BETH GUNN**  
Head Women's Tennis Coach



**ERIC CRUMPECKER**  
Head Track & Field Coach




**DANIELLE BURBAGE**  
Assistant Track & Field Coach



**CHRIS NAVARRO**  
Assistant Track & Field Coach



**JULIE YANKUS**  
Head Volleyball Coach




**BOB CRANK**  
Assistant Volleyball Coach



**CARLY THOMAS**  
Assistant Volleyball Coach



**MORGAN HARDING**  
Strategic Communications



**ERIC MUELLER**  
Strategic Communications



**TYLER NIEMANN**  
Marketing & Promotions





# SEASON PREVIEW





# SOUTHEAST MISSOURI BASKETBALL

## SEASON OUTLOOK

From top to bottom, Southeast Missouri has its most athletic roster under head coach Rick Ray and it will be exciting to see how the Redhawks put it all together this upcoming 2018-19 campaign.

Ray has his program trending in the right direction entering his fourth year as SEMO's head coach. In 2017-18, the Redhawks finished with an overall record of 14-17 and 8-10 Ohio Valley Conference mark. SEMO placed seventh in the OVC standings, three spots ahead of where it was picked in the league's preseason poll.

"I think it's our most talented and athletic roster," said Ray. "We may not have a singular talent like an Antonius Cleveland that we've had in the past, but I do think that from top to bottom we don't have one bad basketball player. I also think it's our deepest roster."

SEMO's 15-member team includes seven returnees and eight newcomers, although

three of those returnees did not play last season. Senior point guard Jonathan Dalton and Preseason All-OVC guard Ledarrius Brewer are the returning starters. In all, nine of the Redhawks players have never played a NCAA Division I basketball game.

"We continue to have a roster full of guys that can dribble, pass and shoot. I think there are a lot of guys on our team that have a lot of versatility to their game," said Ray. "We have guys that can go out and thrive in different situations and scenarios. I think we have lots of moving pieces."

### BACKCOURT

Senior **Jonathan Dalton (New Orleans, La.)** is back as SEMO's starting point guard.

Dalton started 30 games and led the Redhawks with 32.2 minutes per game last season. He ranked first on the team with 168 assists and 38 steals, while

averaging 5.3 points and 2.2 rebounds. Dalton has over 200 assists (209) in his career.

Three others, including fellow senior **Donnie Lewis (Lexington, Ky.)**, freshman **Alex Caldwell (Columbia, S.C.)** and sophomore **Oscar Kao (Tapei, Taiwan)** are also capable playing the point.

A walk-on, Lewis did a nice job in that role last season where he played in all 31 games and logged two starts. Of the seven Redhawks that participated in 30 or more contests in 2017-18, Lewis had the fewest turnovers with just 14.

Caldwell comes to SEMO after an impressive career at Wilson High School. He was South Carolina's Class 4A State Player of the Year and was named to the USA Today High School Sports American Family Insurance All-USA South Carolina Boys Basketball Team. Caldwell averaged 22 points, seven assists and five rebounds leading Wilson to the Class 4A state title as a senior.

Kao, who can play both the one and two guard spots, spent his freshman season at Marshalltown Community College. There, he averaged 13 points a game and shot 44.3 percent from the field en route to claiming Second-Team All-Region honors in 2017-18.

"This is the first time we have four guys that I feel comfortable playing the point guard position," said Ray. "Jonathan is a tremendous leader and now I think we'll be able to rest him a little bit more while he'll still be a huge contributor. You also have

Donnie coming back who did a great job running the team and taking care of the basketball. He continues to improve. Alex was the Player of the Year in South Carolina and is an explosive athletic point guard. Then, there's Oscar who is more than capable of just being a point guard by himself. He has a lot of international experience and just knows how to play basketball."

### PERIMETER

SEMO drained a single-season school record and led the OVC with 289 three-pointers a year ago.

Preseason All-OVC guard **Ledarrius Brewer (Meridian, Miss.)** is the Redhawks top 3-point shooter returning to the perimeter from last season.

Brewer landed a spot on the league's All-Newcomer Team after averaging 14.5 points in 31 games and 27 starts as a true freshman. He led the Redhawks with 71 three-pointers made and 16 blocks, while ranking second on the team in assists (57) and third in steals (29). Brewer, SEMO's second-leading scorer, had double-digit points in 24 of 27 starts.

"Ledarrius is all the sudden thrust into that role of being a leader while only being a sophomore," said Ray. "What he has to continue to do is figure out how he can help the team both individually and outside of scoring. To me, that's the whole key to how he matures as a basketball player."

**Skyler Hogan (Melbourne, Fla.)**, who sat out the 2017-18 season after transferring to



# SOUTHEAST MISSOURI BASKETBALL



## SEASON OUTLOOK

SEMO from Embry-Riddle, is ready to make his starting debut at the other wing.

Hogan led Embry-Riddle with 18.8 points and 8.2 rebounds per game while serving as the Eagles top 3-point shooter with a 42.8 percent clip during his last season of competition in 2016-17.

"Skyler is always in the gym and is a tireless worker," commented Ray. "I think that's going to pay dividends for him. He is an elite shooter. I also think he's a physical guy that's able to put the ball on the floor and use his body to get by people and cause problems by getting into the paint."

The rest of the perimeter consists of freshmen **Khalil Cuffee (Fairburn, Ga.)**, **Nygael Russell (Houston, Texas)** and **Jordan Love (Durham, N.C.)**.

Cuffee and Russell each redshirted, while Love was the final addition to this year's roster. Love averaged 20 points and 4.3 rebounds per game at Voyager Academy last season.

### FRONTCOURT

Two returnees and four newcomers present a long and athletic frontcourt for SEMO in 2018-19.

Senior center **Mark Laros (Hengelo, Netherlands)** is the most experienced of the group after playing in 27 games and making seven starts his first year with the Redhawks last season.

At 6'10", 223 pounds, Laros averaged 3.8 points and 3.5 rebounds per game and led the team with a .632 (48-of-76) field goal percentage. He also

battled through a bout with mononucleosis.

"Mark is a selfless player and a great teammate," quoted Ray. "He cares about the team and doing everything he can to help his fellow teammates out. We're really pleased with the way he has worked in the offseason getting bigger and stronger. We are looking for him to be more of a scorer."

Sophomore **Isaiah Gable (6'7", 195, Greenville, Ohio)**, like Laros, also saw his first NCAA Division I action a year ago.

Gable played in 15 games off the bench as a freshman. He averaged 4.3 points and 1.9 rebounds per contest and dropped in 13 three-pointers. Gable bounced back from a foot fracture which sidelined him for 14 games and is projected to start at the four position this season.

"Isaiah is a guy we wish we could have redshirted because of his foot injury," said Ray. "He doesn't have a ton of experience, but I really liked what I saw from him when he was on the court. Isaiah gives us that guy at the four position who can really make 3s and stretch the defense."

Widening the depth on the front line are freshmen **Sage Tolbert (Richmond, Texas)** and **Gabe McGlothlin (Gilbert, Ariz.)**, junior **Quatarrius Wilson (Mobile, Ala.)** and senior walk-on **Jack Lake (Jackson, Mo.)**.

Tolbert and McGlothlin will also be in the mix.

Tolbert, who stands at 6'8", 200, spent the 2017-18 season at Combine Academy

in Charlott, North Carolina. He was the team's top scorer and rebounder with 15.8 points and 8.4 boards in 38 starts. Tolbert also averaged nearly two blocks a game (1.7).

At 6'7", 225 pounds, McGlothlin joins the Redhawks from Putnam Science Academy in Connecticut. He played in 42 games and scored double figures on eight occasions for the 2017-18 National Prep Champion.

"I think both of our freshmen are unique because they can play either spot for us," added Ray. "We thought we needed to find guys that can affect the rim both offensively and defensively, and Sage and Gabe can do that."

Wilson (6'8", 200) was a Third-Team All-Southland Conference selection after averaging a double-double 10.9 points and 10.2 rebounds per game in 28 starts at McNeese State last season. He will sit out the 2018-19 campaign due to NCAA Division I transfer regulations.

Lake (6'8", 215), from nearby Jackson, completes this year's roster. He played the last two seasons at NCAA Division II member Fontbonne University, where he averaged 5.5 points and 2.5 rebounds.

"We want to put together a team that cares about being a team," concluded Ray. "I want a team that cares about each other and wants to be selfless. We want to play harder than the other team, play tougher than the other team and play smarter than the other team. I think we have grown a lot as a program offensively, but we need that same growth on the defensive

end. We have to have a little more grit defensively. I think guys are really competing and going out there to make each other better and I'm excited about our competitive fire."

### 2018-19 SCHEDULE

SEMO will play 31 regular-season games, including 14 at the Show Me Center in 2018-19.

The Redhawks play away from home in five of their first six contests with their opener two hours north on Interstate 55 at Saint Louis (Nov. 6). SEMO also visits Bradley (Nov. 10) during opening week.

SEMO hosts NCAA Division II Quincy University (Nov. 12) in its home-opener.

After that, the Redhawks face Jacksonville (Nov. 16), Chattanooga (Nov. 17) and South Alabama (Nov. 19) at the South Alabama Tournament in Mobile prior to Thanksgiving.

Home games with Missouri S&T (Nov. 27), Western Illinois (Dec. 1), regional-rival Southern Illinois (Dec. 8) and Abilene Christian (Dec. 21), and road tilts at Mississippi Valley State (Dec. 4), The Citadel (Dec. 15) and Atlantic Coast Conference member Florida State (Dec. 17) make up the the remainder of the non-conference slate.

SEMO's 18-game OVC schedule affords the Redhawks home games in three of their first four contests. The Redhawks begin league play at SIU Edwardsville (Jan. 3) before hosting a three-game home stand that includes UT Martin (Jan. 5), Austin Peay (Jan. 10) and Murray State (Jan. 12).



# SOUTHEAST MISSOURI BASKETBALL

## ROSTER



No.	Name	Pos.	Ht.	Wt.	Cl.	Yr.	Hometown (High School/College)
0	Alex Caldwell	G	6-0	170	Fr.	1st	Columbia, S.C. (Wilson)
1	Khalil Cuffee	G	6-4	210	Fr.	2nd	Fairburn, Ga. (Langston Hughes)
2	Jordan Love	G	6-5	165	Fr.	1st	Durham, N.C. (Voyager Academy)
3	Skyler Hogan	G	6-5	213	Jr.	4th	Melbourne, Fla. (Holy Trinity Episcopal/Embry-Riddle)
4	Oscar Kao	G	6-0	175	So.	2nd	Taipei, Taiwan (Songshan/Marshalltown CC)
5	Jonathan Dalton	G	5-10	155	Sr.	4th	New Orleans, La. (West Jefferson/Copiah-Lincoln CC)
11	Nygal Russell	G	6-4	195	Fr.	2nd	Houston, Texas (ASPIRE Academy Louisville, Ky.)
13	Isaiah Gable	F	6-7	195	So.	2nd	Greenville, Ohio (Greenville)
14	Quatarrius Wilson	F	6-8	200	Sr.	4th	Mobile, Ala. (Gardendale/McNeese State)
15	Donnie Lewis*	G	6-1	170	Sr.	4th	Lexington, Ky. (Paul Dunbar/Spalding University)
22	Jack Lake*	C	6-8	215	Sr.	5th	Jackson, Mo. (Saxony Lutheran/Fontbonne)
23	Sage Tolbert	F	6-8	200	Fr.	1st	Richmond, Texas (Combine Academy Charlotte, N.C.)
25	Ledarius Brewer	G	6-5	200	So.	2nd	Meridian, Miss. (Meridian)
30	Gabe McGlothan	F	6-7	225	Fr.	1st	Gilbert, Ariz. (Putnam Science Academy, Connecticut)
42	Mark Laros	C	6-10	223	Sr.	4th	Hengelo, Netherlands (Montessori College Twete/Mineral Area College)

**Head Coach:** Rick Ray, Fourth Season (Grand View College, 1994)

**Associate Head Coach:** Adam Gordon, Fourth Season (Tampa, 2006)

**Assistant Coaches:** Nick Lagroone, Fourth Season (Southern Wesleyan, 2011); Keith Pickens, First Season (Missouri State, 2013)

**Director of Operations:** Al Myers (Wichita State, 1992)

**Graduate Assistant:** Kevin Kozan (Henderson State, 2017)

\* - Walk-on



# SOUTHEAST MISSOURI BASKETBALL



## RADIO/TV ROSTER



**0 ALEX CALDWELL**  
G / 6-0 / 170 / Fr.  
Columbia, S.C.




**1 KHALIL CUFFEE**  
G / 6-4 / 210 / R-Fr.  
Fairburn, Ga.




**2 JORDAN LOVE**  
G / 6-5 / 165 / Fr.  
Durham, N.C.



**3 SKYLER HOGAN**  
G / 6-5 / 213 / Jr.  
Melbourne, Fla.



**4 OSCAR KAO**  
G / 6-0 / 175 / So.  
Taipei, Taiwan




**5 JONATHAN DALTON**  
G / 5-10 / 155 / Sr.  
New Orleans, La.




**11 NYGAL RUSSELL**  
G / 6-4 / 195 / R-Fr.  
Houston, Texas




**13 ISAIAH GABLE**  
F / 6-7 / 195 / So.  
Greenville, Ohio



**14 QUATARRUS WILSON**  
F / 6-8 / 200 / Sr.  
Mobile, Ala.



**15 DONNIE LEWIS**  
G / 6-1 / 170 / Sr.  
Lexington, Ky.




**22 JACK LAKE**  
C / 6-8 / 215 / Sr.  
Jackson, Mo.




**23 SAGE TOLBERT**  
F / 6-8 / 200 / Fr.  
Richmond, Texas



**25 LEDARRUS BREWER**  
G / 6-5 / 200 / So.  
Meridian, Miss.



**30 GABE MCGLOTHLIN**  
F / 6-7 / 225 / Fr.  
Gilbert, Ariz.



**42 MARK LAROS**  
C / 6-10 / 223 / Sr.  
Hengelo, Netherlands



**RICK RAY**  
Head Coach  
Fourth Season



**ADAM GORDON**  
Associate Head Coach  
Fourth Season



**NICK LAGROONE**  
Assistant Coach  
Fourth Season



**KEITH PICKENS**  
Assistant Coach  
First Season



**KEVIN KOZA**  
Graduate Assistant  
First Season



**AL MYERS**  
Director of Operations  
First Season

### » BREAKDOWN BY CLASS

Total Squad Members.....	15
Seniors.....	4
Juniors.....	2
Sophomores.....	3
Freshmen.....	6

### » BREAKDOWN BY POSITION

Guard.....	9
Forward.....	4
Center.....	2

### » PRONUNCIATION GUIDE

Khalil Cuffee.....	kah-leel
Oscar Kao.....	kay-oh
Mark Laros.....	lair-os
Nygal Russell.....	nye-juhl





# SOUTHEAST MISSOURI BASKETBALL

## SCHEDULE

Date	Opponent	Location	Time
<b>Saturday, October 27</b>	<b>Southwest Baptist (exhibition)</b>	<b>Cape Girardeau, Mo.</b>	<b>4:30 p.m.</b>
Tuesday, November 6	at Saint Louis	St. Louis, Mo.	7 p.m.
Saturday, November 10	at Bradley	Peoria, Ill.	1 p.m.
<b>Monday, November 12</b>	<b>Quincy</b>	<b>Cape Girardeau, Mo.</b>	<b>6:30 p.m.</b>
<i>South Alabama Tournament</i>			
Friday, November 16	vs. Jacksonville	Mobile, Ala.	5 p.m.
Saturday, November 17	vs. Chattanooga	Mobile, Ala.	5 p.m.
Monday, November 19	at South Alabama	Mobile, Ala.	7:05 p.m.
<b>Tuesday, November 27</b>	<b>Missouri S&amp;T</b>	<b>Cape Girardeau, Mo.</b>	<b>6:30 p.m.</b>
<b>Saturday, December 1</b>	<b>Western Illinois</b>	<b>Cape Girardeau, Mo.</b>	<b>6:30 p.m.</b>
Tuesday, December 4	at Mississippi Valley State	Itta Bena, Miss.	6 p.m.
<b>Saturday, December 8</b>	<b>Southern Illinois</b>	<b>Cape Girardeau, Mo.</b>	<b>6:30 p.m.</b>
Saturday, December 15	at The Citadel	Charleston, S.C.	12 p.m.
Monday, December 17	at Florida State	Tallahassee, Fla.	6 p.m.
<b>Friday, December 21</b>	<b>Abilene Christian</b>	<b>Cape Girardeau, Mo.</b>	<b>6:30 p.m.</b>
Thursday, January 3	at SIU Edwardsville*	Edwardsville, Ill.	7:30 p.m.
<b>Saturday, January 5</b>	<b>UT Martin*</b>	<b>Cape Girardeau, Mo.</b>	<b>4:30 p.m.</b>
<b>Thursday, January 10</b>	<b>Austin Peay*</b>	<b>Cape Girardeau, Mo.</b>	<b>7:45 p.m.</b>
<b>Saturday, January 12</b>	<b>Murray State*</b>	<b>Cape Girardeau, Mo.</b>	<b>4:30 p.m.</b>
Thursday, January 17	at Morehead State*	Morehead, Ky.	6:35 p.m.
Saturday, January 19	at Eastern Kentucky*	Richmond, Ky.	6 p.m.
<b>Thursday, January 24</b>	<b>SIU Edwardsville*</b>	<b>Cape Girardeau, Mo.</b>	<b>7:45 p.m.</b>
<b>Saturday, January 26</b>	<b>Eastern Illinois*</b>	<b>Cape Girardeau, Mo.</b>	<b>4:30 p.m.</b>
Thursday, January 31	at Belmont*	Nashville, Tenn.	7 p.m.
Saturday, February 2	at Tennessee State*	Nashville, Tenn.	7:30 p.m.
<b>Thursday, February 7</b>	<b>Tennessee Tech*</b>	<b>Cape Girardeau, Mo.</b>	<b>7:45 p.m.</b>
<b>Saturday, February 9</b>	<b>Jacksonville State*</b>	<b>Cape Girardeau, Mo.</b>	<b>4:30 p.m.</b>
Thursday, February 14	at UT Martin*	Martin, Tenn.	7:30 p.m.
Saturday, February 16	at Eastern Illinois*	Charleston, Ill.	3:15 p.m.
Thursday, February 21	at Austin Peay*	Clarksville, Tenn.	8 p.m.
Saturday, February 23	at Murray State*	Murray, Ky.	7 p.m.
<b>Thursday, February 28</b>	<b>Tennessee State*</b>	<b>Cape Girardeau, Mo.</b>	<b>7:45 p.m.</b>
<b>Saturday, March 2</b>	<b>Belmont*</b>	<b>Cape Girardeau, Mo.</b>	<b>7 p.m.</b>
<i>Ohio Valley Conference Tournament</i>			
Wednesday, March 6	First Round	Evansville, Ind.	TBA
Thursday, March 7	Quarterfinals	Evansville, Ind.	TBA
Friday, March 8	Semifinals	Evansville, Ind.	TBA
Saturday, March 9	Championship	Evansville, Ind.	TBA

All times Central and Subject to Change

Home Games in **Bold**

\* Denotes Ohio Valley Conference Game

Live video for all home and OVC games available online at ESPN+

All Games Broadcast Live on the radio at Real Rock 99.3 FM



COACHES





# SOUTHEAST MISSOURI BASKETBALL

## REDHAWK COACHES



► Head Coach  
► Fourth Year  
► Grand View College, 1994



## RICK RAY

### RICK RAY BEGINS HIS FOURTH SEASON AT SOUTHEAST MISSOURI IN 2018-19.

Rick Ray has the Southeast Missouri men's basketball program moving in the right direction as the Redhawks continue to show significant

improvement under his leadership.

SEMO finished its 2017-18 season with an overall record of 14-17 and 8-10 mark in the Ohio Valley Conference. The Redhawks finished seventh in the league standings, three spots ahead of where they were picked in the preseason poll.

The Redhawks drained a single-season school record 289 three-pointers in Ray's third year as head coach last season. SEMO made 10 or more 3-pointers in 15 contests and led the

OVC with a .392 three-point field goal percentage.

Guards Denzel Mahoney and Ledarrius Brewer represented SEMO on the 2017-18 All-Ohio Valley Conference teams. Mahoney earned first-team honors, while Brewer secured All-Newcomer accolades. Brewer, who ranked second on the team in scoring as a freshman, returns to the perimeter this upcoming season.

A year before that, Ray led SEMO to a +10 increase in the win column as the Redhawks were the 22nd Most Improved Team in NCAA Division I Basketball. SEMO finished at 15-18 overall and second in the Ohio Valley Conference West Division with a 9-7 mark after going 5-24 and placing last in the OVC in 2015-16.

SEMO made its 15th all-time OVC Tournament appearance with Ray winning the first game he coached at the event when the Redhawks erased a 14-point deficit to beat Tennessee State in overtime.

Statistically, SEMO made huge strides from the previous season. The Redhawks ranked among the top-five in the OVC in several categories, including steals (1st, 7.7), assist/turnover ratio (5th, 1.1) and 3-point field goals made (5th, 8.0). SEMO made its biggest jump from the 2015-16 season in turnover margin (8th to 1st), 3-point field goal percentage (last to 2nd) and free throw percentage (last to 2nd). Nationally, the Redhawks went from 331st to 49th in free throw percentage and 336th to 59th in total 3-point field goals made, while improving in many

other areas during the 2016-17 campaign.

Additionally, Ray coached a pair of All-OVC selections in guards Antonius Cleveland and Denzel Mahoney. Cleveland, who earned first-team honors, became the first SEMO player to make the national College Slam Dunk Championship and initially agreed to a deal with the Golden State Warriors. He played with both the Dallas Mavericks and Atlanta Hawks before joining the Chicago Bulls on July 23, 2018.

Mahoney was the league's Freshman of the Year, a second-team pick, All-Newcomer selection and OVC All-Tournament Team honoree. It was the first time the Redhawks had multiple All-OVC selections since 2013-14 (Tyler Stone, Jarekious Bradley).

Following the 2016-17 campaign, Ray received a two-year contract extension that runs through the 2020-21 season.

Ray was introduced as the 20th head coach in SEMO men's basketball history on April 13, 2015. He is the first African-American head coach in the 111-year history of the program.

A tireless worker, Ray is structuring his program to achieve success both on the court and in the classroom.

In his first summer on the job, Ray challenged his players to excel academically and they did so by accumulating a 3.38 grade point average, the program's highest in a summer term.

Twelve of the 15 players enrolled in summer classes posted a 3.0 or higher GPA. To



# SOUTHEAST MISSOURI BASKETBALL



## REDHAWK COACHES

take it even further, Ray convinced other players to remain on campus and finish what they started. As a result, seven players graduated. Nino Johnson, Jarekious Bradley, Darrian Gray and J.J. Thompson, along with former players Corey Wilford, Waylon Jones and Dainmon Gonner all earned their bachelor degrees.

The next summer, the Redhawks recorded a 3.33 GPA with six players achieving a 4.0 and 11 notching a 3.0 or higher GPA.

In Fall, 2017, SEMO's men's basketball team made the biggest improvement of all Redhawk athletic teams from the previous Fall, 2016 semester when it raised its grade point average .613 points to a 3.08. That fall, the basketball team was the only men's sport that registered a 3.0 GPA.

Ray's 2015-16 team was the first to play in a newly-renovated Show Me Center, which has served as home to Redhawk Basketball since 1987.

One of the best basketball arenas in the OVC, the Show Me Center received a new state-of-the-art center-hung video board, brand new telescopic seating, a new exterior roof and additional improvements to lighting and sound systems. All renovations were completed for the 2015-16 campaign.

Prior to SEMO, Ray spent three seasons as head coach at Mississippi State. He led the Bulldogs to a 2-2 mark in the SEC Tournament, including an upset win against Vanderbilt in 2013-14. Ray helped the development of two All-SEC

freshmen in Craig Sword and Gavin Ware, as his recruiting classes received national attention. In addition, Ray had a 100 percent graduation rate during his tenure at MSU.

Certainly no stranger to NCAA postseason play, Ray has been an assistant at three different institutions that enjoyed success at the highest level.

Before arriving in Starkville, Mississippi, Ray spent two seasons at Clemson, where he was associate head coach to Brad Brownell. Ray also spent four successful years on the staff of Matt Painter at Purdue. He began his Division I coaching career at Indiana State, serving seven seasons.

All three programs participated in the NCAA Tournament. While at Clemson coaching in the highly-competitive Atlantic Coast Conference, the Tigers won 38 games during Ray's two-year stint as associate head coach. In 2010-11, the Tigers finished the year with a 22-12 overall record and 9-7 mark in the ACC en route to making the NCAA Tournament for the fourth-straight season. Clemson advanced to the second round of the tournament that year.

Ray was an assistant coach from 2006-10 under Painter at Purdue, where the Boilermakers won 103 games during his first four years on staff, including 15 victories over Top 25 competition. During his tenure, Purdue advanced to the NCAA Tournament each season and made the Sweet 16 his last two years there.

In 2009, the Boilermakers won the Big Ten Tournament and secured a No. 5 seed in the NCAA Tournament. A year later, Ray helped the Boilermakers to 29 wins, tied for the most in Purdue history for a single season. Purdue earned a No. 4 seed and lost in the round of 16 to eventual NCAA champion Duke during the 2010 NCAA Tournament.

Ray was part of the 2006-07 Purdue staff that signed arguably the top class in school history, a group that was rated No. 5 nationally by Scout.com and No. 6 by Rivals.com. That class included All-Americans Robbie Hummel and JaJuan Johnson and current NBA player E'Twaun Moore.

While at Purdue, Ray was on Painter's staff that also included Cuonzo Martin, who recently completed his second season at Cal, and Paul Lusk, who is head coach at Missouri State.

Ray coached at Missouri Valley Conference member Indiana State for a period of seven years (1997-2004), helping ISU to consecutive 20-win seasons and NCAA Tournament appearances in 1999-2000 and 2000-01. In 1999-2000, the Sycamores compiled a 14-4 record in the MVC and won the regular season title. ISU then won the MVC Tournament the following season. The Sycamores later upset No. 4 seed Oklahoma in the first round of the 2001 NCAA Tournament. In addition, Ray was part of the ISU staff that defeated perennial power Indiana in back-to-back seasons.

Following his time at ISU, Ray spent two seasons (2004-06) as an assistant coach and recruiting coordinator at Northern Illinois. In 2005-06, the Huskies were regular season Western Division champions in the Mid-American Conference for the first time in school history with a 17-11 overall record and 12-6 ledger in the MAC.

Ray began his coaching career as a graduate assistant at the University of Nebraska-Omaha, a Division II program. He helped orchestrate a seven-win turnaround during his second season in 1996-97.

A standout player for Grand View College (Iowa), Ray was an All-American Scholar-Athlete and honorable mention all-conference performer in 1993.

He earned his undergraduate degree in applied mathematics and secondary education from Grand View in 1994. Ray received his master's degree in athletic administration from Nebraska-Omaha in 1997.

Those type of heralded credentials helped Ray make the transition to head coach.

In 2013, he was the recipient of Grand View's Distinguished Alumni Award.

Born in Gardena, California, Ray moved to Kansas City, Kansas with his family when he was six years old.

Ray and his wife, Breyana, have two sons, Deacon and Mason, and a daughter, Katriece.



# SOUTHEAST MISSOURI BASKETBALL

## RAY YEAR-BY-YEAR RECORDS

<u>Year</u>	<u>School</u>	<u>Assignment</u>	<u>Record</u>	<u>Conference</u>	<u>Postseason</u>
1995-96	Nebraska-Omaha	Graduate Assistant	-	-	-
1996-97	Nebraska-Omaha	Graduate Assistant	-	-	-
1997-98	Indiana State	Assistant Coach	16-11	10-8	-
1998-99	Indiana State	Assistant Coach	15-12	10-8	-
1999-2000	Indiana State	Assistant Coach	22-10	14-4	NCAA Tournament First Round
2000-01	Indiana State	Assistant Coach	22-12	10-8	NCAA Tournament Second Round
2001-02	Indiana State	Assistant Coach	6-22	4-14	-
2002-03	Indiana State	Assistant Coach	7-24	2-16	-
2003-04	Indiana State	Assistant Coach	9-19	5-13	-
2004-05	Northern Illinois	Assistant Coach	11-17	7-11	-
2005-06	Northern Illinois	Assistant Coach	17-11	12-6	-
2006-07	Purdue	Assistant Coach	22-12	9-7	NCAA Tournament Second Round
2007-08	Purdue	Assistant Coach	25-9	15-3	NCAA Tournament Second Round
2008-09	Purdue	Assistant Coach	27-10	11-7	NCAA Tournament Sweet 16
2009-10	Purdue	Assistant Coach	29-6	14-4	NCAA Tournament Sweet 16
2010-11	Clemson	Associate Head Coach	22-12	9-7	NCAA Tournament Second Round
2011-12	Clemson	Associate Head Coach	16-15	8-8	-
2012-13	Mississippi State	Head Coach	10-22	4-14	-
2013-14	Mississippi State	Head Coach	14-19	3-15	-
2014-15	Mississippi State	Head Coach	13-19	6-12	-
2015-16	Southeast Missouri	Head Coach	5-24	2-14	-
2016-17	Southeast Missouri	Head Coach	15-18	9-7	OVC Tournament Quarterfinals
2017-18	Southeast Missouri	Head Coach	14-17	8-10	-

**Career Record:** 71-119 (6 years)

Record at Southeast Missouri: 34-59, 19-31 OVC (3 years)

Record at Mississippi State: 37-60, 13-41 SEC (3 years)

Record as a college assistant/associate head coach: 266-202





# SOUTHEAST MISSOURI BASKETBALL



## RICK RAY FILE

### FAMILY

Wife: Breyana  
Children: Katriece  
Deacon  
Mason

### EDUCATIONAL BACKGROUND

High School: Sumner Academy of Arts & Sciences, 1988  
College: Grand View College, 1994  
Graduate School: Nebraska-Omaha, 1997

### PLAYING EXPERIENCE

Spent first two years of college basketball at Labette Community College in Parsons, Kan., before concluding his career at Grand View College in Des Moines, Iowa, where he was an honorable mention all-conference standout.





# SOUTHEAST MISSOURI BASKETBALL

## WHAT THEY SAY ABOUT RICK RAY



*"We have had the chance to compete against Rick's teams. They played extremely hard and were always well-prepared. Getting to know Rick personally, he is even a better guy."*

### **BILLY DONOVAN**

OKC Thunder Head Coach/  
Former Florida Head Coach



*"Rick Ray is an outstanding hire for Southeast Missouri State University. He is a terrific basketball coach with an excellent feel for the game. It won't take long for Southeast Missouri to become one of the best defensive teams in the Ohio Valley Conference. He has a true passion for recruiting and will be an excellent role model and mentor to the young men in his program."*

### **BRAD BROWNELL**

Clemson Head Coach



*"Rick is a great coach and a strong leader. I had the privilege of working alongside him on the Purdue coaching staff where we enjoyed great success. Rick is a very genuine person who values the people around him. His work ethic and knowledge of the game has made him a very well-respected mentor in our profession. I wish him all the best in his new post at Southeast Missouri State."*

### **CUONZO MARTIN**

Missouri Head Coach



*"Rick is one of the brightest young coaches in the country. He can do it all and will breathe life into the Southeast Missouri program. Not only is he an outstanding coach and recruiter, he's an even better person. Rick brings a wealth of basketball knowledge having worked for some of the best coaches in the country. There's no doubt he will be very successful. Southeast Missouri got a great one!"*

### **GREG LANSING**

Indiana State Head Coach



*"Rick Ray is a teacher of winning in life. He is a man of character that will bring excellence to Southeast Missouri State. His team will play the game the right way. No team will outwork, out-tough or be better prepared than a Rick Ray team."*

### **FRANK MARTIN**

South Carolina Head Coach



*"Rick Ray is a fantastic hire for Southeast Missouri State. He is not only a quality individual who can help build their program the right way, but he is a difference maker who has a proven track record as a recruiter and tactician. Their fans should be very excited about what's in store for the future of that program."*

### **PAUL LUSK**

Creighton Assistant Coach/  
Former Missouri State Head Coach



**PROTECT  
THIS HOUSE.**  
© 2018 UA

# SOUTHEAST MISSOURI BASKETBALL



"Rick Ray will have great success in the coaching business. He is an extremely hard worker, exhibits great passion for developing players and operates with high ethics. The Southeast Missouri basketball community should be ecstatic about having Rick Ray to captain the ship!"

**EARL GRANT**

College of Charleston Head Coach



"Rick has one of the most knowledgeable basketball minds in the business. Along with his ability to relate to his players, Southeast Missouri has made a home run hire."

**KAREEM RICHARDSON**

Missouri-Kansas City  
Head Coach



## WHAT FORMER PLAYERS ARE SAYING . . .

"The No. 1 thing I noticed from the beginning was his competitiveness to win. Whether it was practice, film sessions or games, that edge never changes. He was always competitive and wanted to win. He taught me to be competitive, no matter the situation. I know what kind of guy he is, and that he's going to bring it 100 percent every day."

**Carl Landry**, former Purdue standout who played with the Sacramento Kings and Philadelphia 76ers.

"I met Coach when I was 16. But before he was my coach, he was my math tutor. That's how we originally got to know each other. Algebra was not my strong suit, so thank goodness he knew all there was about math. He taught me a lot of things, but without question the thing he taught me the most was the value of hard work. That's a term we all throw around as if it is a given or that everybody does it."

**Nate Green**, former NBA and Indiana State great.

"I was fortunate to play under Coach Ray. The biggest thing about him is how great he is at developing your skills. I think we all really improved under his watch. Coach Ray knew his stuff offensively and defensively. Whether it's recruiting, or watching film, his work ethic has always been tremendous. But, his greatest strength is that he's a great person."

**Robbie Hummel**, former Purdue All-American who is now a TV commentator.

"I honor Coach Ray for his unwavering standards of excellence, work ethic and accountability on and off the court. He's a culture shifter and I've learned so much from him. I respect him for being a go-getter with a never quit attitude. I know the future is bright for Coach Ray."

**Tyson Cunningham**, former Mississippi State guard and team captain.





# SOUTHEAST MISSOURI BASKETBALL

## REDHAWK COACHES



► Associate Head Coach  
► Fourth Year  
► Tampa, 2006



## ADAM GORDON

Adam Gordon was elevated to Associate Head Coach prior to the 2018-19 season.

Gordon initially joined the Southeast men's basketball staff on May 26, 2015.

He worked for three years as director of operations on Rick Ray's staff at Mississippi State. Gordon was in charge of travel, camps, scheduling, on-campus recruiting and academic compliance during his stint with the Bulldogs.

A native of Los Angeles,

California, Gordon also spent time at Northern Colorado and was a graduate assistant at Clemson for three years, working alongside Ray.


A 2006 graduate of Tampa who studied Youth Development and Leadership at Clemson, Gordon was an assistant coach at Central Florida Community College in Ocala, Florida, from 2006-08 before going to Clemson. There, Gordon was responsible for recruiting, player development, opponent scouting, video editing and

exchange, and academic counseling. He helped lead the Patriots to a pair of NJCAA Florida State Tournament appearances.

Prior to Central Florida CC, Gordon was head manager and student assistant at the University of Tampa from 2002-06.

Additionally, Gordon was one of the founders of Rising Coaches Elite, an organization that assists young coaches, operations directors and managers with networking and clinics.

Gordon and his wife, Stephan, have two boys, Bentley and Oliver.



► Assistant Coach  
► Fourth Year  
► Southern Wesleyan, 2011



## NICK LAGROONE

Nick Lagroone is in his fourth year at Southeast Missouri. Lagroone was promoted to assistant coach on July 13, 2016.

Lagroone's promotion came after he spent one year as Southeast's Director of Basketball Operations.

As Director of Basketball Operations, Lagroone handled all the day-to-day operations, assisted with scheduling practice and skill workouts, on-campus recruiting, team travel, academics, camps, video and other duties.

Prior to Southeast, Lagroone coached one season at Greenforest Christian Academy in Atlanta, Georgia.

As head coach at Greenforest, Lagroone led the Eagles to a 27-2 overall record and undefeated 13-0 mark in the region during the 2014-

15 campaign. Greenforest advanced to the state championship game that year.

Before that, Lagroone worked as a graduate assistant coach under Ray for two years at Mississippi State.

Lagroone played four years (2007-11) as a guard at Southern Wesleyan University in Central, South Carolina. He was a two-time NAIA All-American and three-time Southern States Athletic Conference honoree. Lagroone finished his college career with 1,645 points and ranked among the top 10 in the NAIA in scoring his final two seasons.

Lagroone and his wife, Brittany, have a son, Braylen.



# SOUTHEAST MISSOURI BASKETBALL



## REDHAWK COACHES



Valley Conference regular-season championship squad, although a knee injury sidelined him for the 2011 campaign. His best season came in in 2012-13 when he started 19 games, scored a career-high 183 points and grabbed 142 rebounds. Pickens also led the team in rebounding average (4.7).

After his junior season, Pickens announced his intentions to retire from basketball, but progress over the summer of 2013 and a desire to play an impactful senior season led him to return to the Bears' rotation as a fifth-year senior. Although he did not play in the 2014 CIT, Pickens helped lead MSU to its first 20-win campaign and postseason

appearance in three years.

A product of Oakville High School, Pickens averaged 15.2 points and 9.3 rebounds per game while guiding his team to a 23-9 season and trip to the Missouri Class 5 final four as a senior. He was a consensus all-state selection by the MBCA and Associated Press while earning First-Team Post-Dispatch All-Metro and All-Conference laurels. Pickens' 114 blocked shots in 2008-09 rated seventh-best among all St. Louis-area players.

Pickens graduated from Missouri State with an undergraduate degree in Sports Administration in 2013. He completed his master's degree in Sports Management in 2016.



- ▶ Assistant Coach
- ▶ First Year
- ▶ Missouri State, 2013



## KEITH PICKENS

**K**eith Pickens joined the Southeast Missouri men's basketball program as an assistant coach on May 29, 2018.

Pickens spent the last two years in the same capacity at Missouri State.

A native of St. Louis, Pickens began his coaching career as a full-time assistant with the Bears in June 2016. Prior to that, he was an on-court standout at Missouri State from 2009-14, and then served as the team's graduate manager for the 2014-

15 and 2015-16 seasons.

Pickens played 19 games as a forward his senior year at Missouri State in 2013-14 at the end of an injury-laden career that saw him register 568 points and 253 rebounds in 111 games. He ranked 10th in school history in blocked shots (70) and led the Bears in rebounding a total of 24 times during his career.

Pickens was part of the 2010 CIT championship team his freshman season and was a member of the 2011 Missouri





# SOUTHEAST MISSOURI BASKETBALL

## BASKETBALL STAFF



- Director of Operations
- First Year
- Wichita State, 1992



### AL MYERS

Al Myers joined the Southeast Missouri men's basketball staff as Director of Operations on Oct. 3, 2018.

Myers brings a special skill set to his new role as he has spent over 17 years of broad-based success, driving revenue and market-share growth in critical, cross-cultural leadership roles.

Most recently, Myers worked as a Director of Talent Management with Supremacy Consulting, where he developed and directed end-to-end Talent Acquisition enterprise operations, national standards and regional and local support infrastructure among

other duties.

Prior to that, he was a Senior District Manager at Kelly Services in Des Moines, Iowa and worked as Business Development & Talent Acquisition Manager at AT-Tech in Overland Park, Kansas. In addition, Myers was the Co-Founder/President of Midwest Success LLC (IT Consulting and Staff-Augmentation Firm) in Kansas City, Missouri.

Myers graduated with a Bachelor of Science degree from Wichita State in 1992. He received his Juris Doctorate degree from the University of Missouri-Kansas City School of Law in 2003.



- Co-Head Athletic Trainer
- 13th Year
- Missouri, 2001



### AMANDA MARTIN


Amanda Martin has served as Southeast Missouri's assistant athletic trainer since 2005.

Martin provides athletic training support and care for the Redhawks' men's basketball team.

Before joining Southeast, Martin spent time as a

graduate assistant trainer with Oklahoma. She also worked with Oklahoma Sports Science and Orthopaedics.

Martin earned a Bachelor's degree from Missouri in 2001 and graduated from Oklahoma with a Master's degree in 2004.



- Graduate Assistant
- First Year
- Henderson State, 2017



### KEVIN KOZAN

Kevin Kozan is in his first year as a graduate assistant with the Southeast Missouri men's basketball program.

Kozan spent the previous year as a graduate assistant/head junior varsity coach at Judson University.

He played four years at Henderson State, where he earned All-Great American

Conference honors as a junior and honorable mention all-conference accolades as a senior. Kozan also scored over 1,000 points during his college career.

As a prep, Kozan played at Providence Catholic High School in New Lenox, Illinois. There, he amassed over 1,000 points and received several postseason awards.





# PLAYER PROFILES



# SOUTHEAST MISSOURI BASKETBALL

## MEET THE REDHAWKS



► Guard  
► Sophomore (2) ► 6-5 ► 200  
► Meridian, Miss.  
► Meridian H.S.



# 25

## LEDARRUS BREWER

Preseason All-Ohio Valley  
Conference selection.

**2017-18:** Earned a spot on the Ohio Valley Conference All-Newcomer Team as a true freshman...

Averaged 14.5 points in 31 games and 27 starts...Ranked second on the team in scoring and led the Redhawks with 71 three-pointers made, helping Southeast Missouri break a single-season school record in made threes...Led the team with 16 blocks, ranked third in steals (29) and second in assists (57)...Ranked 14th in the OVC in scoring, 15th in free throw percentage (.740), sixth in 3-point field goals made (2.3 per game) and 21st in minutes played (29.4 mpg)...Scored double figures in 24 of his 27 starts and poured in a career-best 34 points vs. Eastern Illinois (2/15)...Was named OVC Freshman of the Week on Feb. 19...Landed a spot on the Mayan Division Cancun Challenge All-Tournament Team...Dropped in 20 points in his first career start vs. Cal State Northridge (11/21)...Made at least

one 3-pointer in all but four games...Drained a season-high seven 3-pointers and scored 34 points vs. Eastern Illinois (2/15)...Knocked down three 3-pointers and scored 19 points at Murray State (1/4)...Pitched in 10 or more points in 17 of his last 18 starts...Scored double figures in nine-straight games from Dec. 28-Jan. 25...Ranked sixth in the OVC with 16.6 points per game in league contests and scored double figures in all but one of his OVC starts...Recorded the first double-double of his career with 19 points and 10 rebounds at UT Martin (2/10)...Led the Redhawks in scoring four times and was the team's top rebounder on three occasions.

**Prep:** Averaged 15 points and seven rebounds per game, leading Meridian High School to a 30-2 record and 6A state title as a senior...Notched three 28-point games as the Wildcats' top scorer...Three-year varsity starter who earned all-state, all-district and all-region honors, and was a

Mississippi/Alabama All-Star...Selected All-Mississippi Dandy Dozen, Mississippi's most prestigious basketball list.

**Personal:** Born September 24, 1998...Majoring in Multimedia Communications...Son of Verdell and Yolanda Davis.



### CAREER-HIGHS

Points .....	34
Total Rebounds .....	10
Offensive .....	2
Defensive .....	9
FG Made .....	11
FG Attempted .....	18
3-Point FG Made .....	7
3-Point FG Attempted .....	12
FT Made .....	11
FT Attempted .....	13
Assists .....	3
Blocks .....	3
Steals .....	2
Minutes .....	38

vs. Eastern Illinois (2/17/18)
at UT Martin (2/10/18)
at Louisiana Tech (11/13/17)
at UT Martin (2/10/18)
vs. Eastern Illinois (2/17/18)
2x, last vs. Eastern Illinois (2/17/18)
vs. Eastern Illinois (2/17/18)
vs. Tennessee State (12/31/17)
vs. SIU Edwardsville (2/17/18)
vs. SIU Edwardsville (2/17/18)
4x, last vs. UT Martin (2/24/18)
vs. Tennessee State (12/31/17)
5x, last at Morehead State (2/8/18)
at Austin Peay (1/6/18)



### BREWER'S GAME-BY-GAME STATISTICS

2017-18	FG	3P	FT	O/D	REB	E	PTS	A	TO	B	S	M
Missouri Baptist	4-10	3-6	3-4	0/5	5	2	14	3	1	0	2	26
at Louisiana Tech	7-14	4-8	2-2	2/4	6	3	20	1	2	1	1	31
at Evansville	3-12	2-8	0-2	0/3	3	5	8	1	3	2	0	25
vs. CSUN*	6-15	4-8	4-5	0/2	2	1	20	3	1	1	1	32
vs. Montana State	4-8	1-5	0-0	0/2	2	5	9	0	3	0	1	25
N.C. Central*	3-12	1-4	2-2	1/1	2	4	9	0	2	0	1	28
Hannibal-LaGrange*	6-9	2-3	1-2	0/3	3	1	15	2	2	0	1	26
at N.C. Central*	5-13	1-4	1-3	1/3	4	1	12	3	1	0	1	32
UMKC*	4-11	1-4	0-0	1/0	1	2	9	1	0	1	0	16
at Southern Illinois*	4-8	2-4	3-3	0/3	3	1	13	2	0	0	1	25
at Kansas State*	0-5	0-2	0-0	0/4	4	2	0	2	0	0	1	22
Bradley*	4-9	3-6	2-2	0/7	7	4	13	2	4	0	1	31
at Saint Louis*	4-12	0-2	0-0	1/1	2	1	8	1	2	0	2	23
Belmont*	7-11	6-9	1-2	0/0	0	3	21	1	2	0	0	22
Tennessee State*	7-18	2-12	0-1	0/6	6	1	16	1	0	3	1	30
at Murray State*	7-13	3-8	2-3	1/2	3	2	19	1	0	0	0	33
at Austin Peay*	5-15	4-9	4-6	0/1	1	2	18	1	1	1	2	38
Morehead State*	4-8	2-6	6-7	0/3	3	3	16	1	2	0	1	33
Eastern Kentucky*	4-12	4-10	1-2	0/5	5	1	13	1	3	0	2	34
at SIU Edwardsville*	3-14	1-7	4-5	1/5	6	0	11	0	1	0	1	29
at Eastern Illinois*	3-10	0-3	6-6	1/6	7	3	12	1	1	0	1	32
at Tennessee Tech*	3-11	1-7	6-6	1/1	2	0	13	0	2	1	0	29
at Jacksonville State*	4-8	1-5	0-0	0/4	4	2	9	1	2	1	1	30
Murray State*	7-13	1-6	3-4	1/6	7	5	18	1	2	0	0	32
Austin Peay*	4-7	3-6	0-0	0/3	3	1	11	2	2	1	2	29
at Morehead State*	5-14	2-6	0-0	0/3	3	1	12	1	0	0	2	32
at UT Martin*	7-14	0-7	5-6	1/9	10	1	19	2	5	0	1	36
Eastern Illinois*	11-18	7-10	5-11	1/0	1	2	34	0	4	0	1	33
SIU Edwardsville*	5-10	4-7	11-13	0/4	4	2	25	1	1	1	0	34
at Eastern Kentucky*	6-13	4-7	0-0	0/8	8	1	16	1	6	2	1	29
UT Martin*	6-15	2-7	2-3	1/0	1	4	16	3	2	1	0	35
Totals	152-362	71-196	74-100	14/104	118	66	449	40	57	16	29	912

\* - Game Started

### BREWER'S CAREER STATISTICS AT SOUTHEAST MISSOURI

Overall																			
Season	G-GS	Min	Avg	FG-FGA	Pct	3FG-3FGA	Pct	FT-FTA	Pct	Off	Def	Tot	Avg	PE	FO	A	TO	Blk	Stl
2017-18	31-27	912	29.4	152-362	.420	71-196	.362	74-100	.740	14	104	118	3.8	66	3	40	57	16	29
Ohio Valley Conference Games Only																			
Season	G-GS	Min	Avg	FG-FGA	Pct	3FG-3FGA	Pct	FT-FTA	Pct	Off	Def	Tot	Avg	PE	FO	A	TO	Blk	Stl
2017-18	18-18	570	31.7	98-224	.438	47-132	.356	56-75	.747	8	66	74	4.1	34	1	19	36	11	16





# SOUTHEAST MISSOURI BASKETBALL

## MEET THE REDHAWKS



► Guard  
► Senior (4) ► 5-10 ► 155  
► New Orleans, La.  
► West Jefferson H.S.  
► Copiah-Lincoln CC



5

## JONATHAN DALTON

**2017-18:** Started 30 games at point guard...Led the team with 32.2 minutes per game...Averaged 5.3 points and 2.2 rebounds per contest...Ranked first on the team with 168 assists and 38 steals...Scored double figures six times with a career-high 13 points vs. Eastern Kentucky (1/13)...Did not have a turnover in six of his starts...Dished out a career-high 10 assists on two occasions – vs. UMKC (12/6) and at UT Martin (2/10)...Ranked third in the Ohio Valley Conference with 5.4 assists per game, third in total assists, ninth in steals, second in assist/turnover ratio (2.7) and 13th in minutes played...Had five or more assists in 20 games...Drained a go-ahead 3-pointer with 5:36 left to play at Austin Peay (1/6)...Pitched in 10 points in 39 minutes vs. Morehead State (1/11)...Played a career-high 44 minutes at UT Martin (2/10)...Southeast Scholar-Athlete.

**2016-17:** Played in 30 games and made one start...First career start was at SIU Edwardsville (2/9)...Dished out three assists in that contest...Missed the second half of the UMKC (11/28) game and did not play against Central Arkansas (12/1) due to a concussion...Made his return to play seven minutes off the bench at #10 Indiana (12/4)...Came off the bench to score two points in nine minutes in his Southeast debut at Illinois (11/11)...One of seven different Redhawks who played their first Division I game against the Fighting Illini...Followed that up with five points in 12 minutes vs. Hannibal-LaGrange (11/13)...Contributed a season-high nine points in 21 minutes at Bradley (11/18)...Dished out 41 assists...Snapped a 0-of-16 drought from the field when he made 3-of-4 shots and scored seven points vs. Henderson State (12/29)...Scored his first career points in Ohio Valley Conference play when he finished with four in 11 minutes vs. Tennessee Tech (1/10)...Logged a season-high 26 minutes vs. SIU Edwardsville (1/19).

**Copiah-Lincoln CC:** Attended Copiah-Lincoln Community College for one year...Suffered an injury in the first game of the 2015-16 season, but returned for the second half of the season, where he averaged 20.1 points per game...Also accumulated 60 assists and was named Mississippi Association of Community and Junior College South Division All-State for his efforts.

**Prep:** Garnered New Orleans Metro Coaches' All-District 8-5A and All-New Orleans Boys Large School honors at West Jefferson High School.

**Personal:** Born March 26, 1997...Majoring in General Studies...Son of Freddie and Donna Dalton...Signed with the Redhawks on May 16, 2016.



### CAREER-HIGHS

Points .....	13
Total Rebounds .....	7
Offensive .....	2
Defensive .....	7
FG Made .....	5
FG Attempted .....	10
3-Point FG Made .....	2
3-Point FG Attempted .....	6
FT Made .....	5
FT Attempted .....	7
Assists .....	10
Blocks .....	-
Steals .....	3
Minutes .....	44

vs. Eastern Kentucky (1/13/18)
vs. UT Martin (2/24/18)
6x, last at Austin Peay (1/6/18)
vs. UT Martin (2/24/18)
vs. Eastern Kentucky (1/13/18)
at Bradley (11/18/16)
5x, last at Eastern Kentucky (2/22/18)
2x, last at Eastern Illinois (1/20/18)
2x, last at Jacksonville State (1/27/18)
at Jacksonville State (1/27/18)
2x, last at UT Martin (2/10/18)
-
3x, last at UT Martin (2/10/18)
at UT Martin (2/10/18)

# DALTON'S GAME-BY-GAME STATISTICS

2017-18	FG	3P	FT	O/D	REB	F	PTS	A	TO	B	S	M
Missouri Baptist*	3-3	2-2	3-4	1/1	2	3	11	7	0	0	0	32
at Louisiana Tech*	1-2	0-0	0-0	0/1	1	1	2	7	4	0	2	35
at Evansville*	2-4	0-2	0-0	2/1	3	2	4	5	3	0	3	30
vs. CSUN	0-0	0-0	0-0	0/0	0	2	0	5	0	0	0	19
vs. Montana State*	3-4	1-1	5-6	0/2	2	3	12	6	5	0	1	35
N.C. Central*	1-3	0-1	3-4	0/3	3	4	5	5	1	0	2	29
Hannibal-LaGrange*	0-1	0-1	0-0	1/2	3	1	0	2	0	0	2	24
at N.C. Central*	1-2	0-1	1-2	2/1	3	2	3	5	3	0	1	33
UMKC*	0-2	0-0	3-4	1/1	2	2	3	10	2	0	2	34
at Southern Illinois*	0-1	0-1	4-6	0/0	0	1	4	4	0	0	0	34
at Kansas State*	2-4	1-2	0-0	0/2	2	1	5	4	3	0	1	29
Bradley*	1-3	0-1	0-0	2/2	4	2	2	3	1	0	1	37
at Saint Louis*	1-1	0-0	0-0	0/3	3	0	2	4	2	0	1	29
Belmont*	1-4	0-0	1-3	0/2	2	0	3	6	1	0	2	31
Tennessee State*	0-2	0-1	2-2	2/1	3	2	2	4	3	0	0	29
at Murray State*	1-3	0-0	0-0	0/0	0	5	2	4	2	0	2	27
at Austin Peay*	3-4	1-1	0-0	2/1	3	1	7	9	3	0	0	33
Morehead State*	4-9	1-6	1-2	0/2	2	1	10	6	3	0	1	39
Eastern Kentucky*	5-8	2-4	1-2	1/2	3	1	13	5	3	0	0	39
at SIU Edwardsville*	2-4	2-2	2-3	1/2	3	3	8	7	1	0	2	32
at Eastern Illinois*	2-8	2-6	4-4	0/2	2	2	10	6	1	0	2	37
at Tennessee Tech*	3-3	1-1	0-2	0/2	2	2	7	6	4	0	0	33
at Jacksonville State*	0-1	0-1	5-7	1/0	1	0	5	2	4	0	3	32
Murray State*	4-6	1-2	1-2	1/2	3	3	10	2	2	0	2	26
Austin Peay*	1-2	0-1	4-6	0/0	0	1	6	6	1	0	0	31
at Morehead State*	2-3	1-2	0-0	0/1	1	3	5	5	3	0	3	31
at UT Martin*	2-5	0-3	0-0	1/3	4	3	4	10	1	0	3	44
Eastern Illinois*	1-6	0-1	0-1	1/2	3	3	2	7	0	0	0	31
SIU Edwardsville*	2-2	1-1	0-0	0/0	0	4	5	4	4	0	1	33
at Eastern Kentucky*	2-3	2-3	2-2	0/2	2	2	8	4	2	0	0	35
UT Martin*	1-4	1-3	0-0	0/7	7	1	3	8	0	0	1	35
Totals	51-107	19-50	42-62	19/50	69	61	163	168	62	0	38	998

2016-17	FG	3P	FT	O/D	REB	F	PTS	A	TO	B	S	M
at Illinois	1-2	0-0	0-0	0/0	0	2	2	1	0	0	0	9
Hannibal-LaGrange	2-3	0-1	1-2	0/0	0	2	5	1	2	0	1	12
at Western Illinois	0-2	0-1	0-0	0/1	1	0	0	3	2	0	0	13
at Bradley	4-10	1-4	0-0	0/0	0	4	9	4	1	0	0	21
UT Rio Grandy Valley	0-4	0-2	1-2	2/2	4	0	1	3	1	0	1	21
at UMKC	0-3	0-1	0-0	0/0	0	2	0	1	0	0	0	6
at Indiana	0-3	0-0	0-0	0/0	0	1	0	0	1	0	0	7
Missouri State	0-1	0-0	0-0	1/0	1	1	0	0	0	0	0	7
Northern Kentucky	0-4	0-0	0-0	1/2	3	1	0	2	1	0	1	14
at Missouri State	0-1	0-1	0-0	0/1	1	2	0	0	3	0	1	12
vs. Cornell	0-1	0-0	0-0	1/1	2	1	0	1	1	0	1	19
Henderson State	3-4	0-1	1-2	0/1	1	0	7	2	2	0	0	17
Eastern Kentucky	0-0	0-0	0-0	0/0	0	2	0	0	0	0	0	8
at Tennessee State	0-1	0-1	0-0	0/1	1	1	0	2	2	0	0	13
at Belmont	0-1	0-0	0-0	0/1	1	0	0	1	1	0	0	8
Tennessee Tech	2-2	0-0	0-0	0/0	0	2	4	1	1	0	2	11
at UT Martin	1-3	1-3	0-0	0/1	1	2	3	0	0	0	0	7
SIUE	1-2	0-1	3-4	0/0	0	0	5	3	3	0	2	26
Eastern Illinois	1-1	1-1	0-0	0/1	1	3	3	1	1	0	0	12
at Murray State	0-0	0-0	0-0	0/0	0	0	0	2	2	0	0	12
at Austin Peay	0-1	0-0	0-0	0/1	1	0	0	2	2	0	0	12
at Jacksonville State	1-2	0-0	0-0	0/1	1	1	2	1	1	0	1	21
Morehead State	1-1	1-1	0-0	0/0	0	0	3	0	0	0	0	18
at SIUE*	1-1	1-1	0-0	0/0	0	1	3	1	1	0	0	11
at Eastern Illinois	0-0	0-0	1-2	0/1	1	0	1	3	3	0	0	6
UT Martin	0-1	0-1	0-0	0/1	1	2	0	1	1	0	1	17
Murray State	1-1	0-0	0-0	0/0	0	0	2	0	0	0	0	4
Austin Peay	1-4	0-0	0-0	1/1	2	3	2	0	0	0	0	15
vs. Tennessee State	0-1	0-1	0-0	0/1	1	0	0	0	0	0	0	11
vs. Jacksonville State	0-0	0-0	2-2	0/1	1	1	2	0	0	0	0	18
Totals	20-60	5-21	9-14	6/19	25	34	54	41	32	0	11	388

\* - Game Started

## DALTON'S CAREER STATISTICS AT SOUTHEAST MISSOURI

### Overall

Season	G-GS	Min	Avg	FG-FGA	Pct	3FG-3FGA	Pct	FT-FTA	Pct	Off	Def	Tot	Avg	PF	FO	A	TO	Blk	Stl	Pts	Avg
2016-17	30-1	388	12.9	20-60	.333	5-21	.238	9-14	.643	6	19	25	0.8	34	0	41	32	0	11	54	1.8
2017-18	31-30	998	32.2	51-107	.477	19-50	.380	42-62	.677	19	50	69	2.2	61	1	168	62	0	38	163	5.3
Total	61-31	1386	22.7	71-167	.425	24-71	.338	51-76	.671	25	69	94	1.5	95	1	209	94	0	49	217	3.6


### Ohio Valley Conference Games Only

Season	G-GS	Min	Avg	FG-FGA	Pct	3FG-3FGA	Pct	FT-FTA	Pct	Off	Def	Tot	Avg	PF	FO	A	TO	Blk	Stl	Pts	Avg
2016-17	16-1	201	12.6	10-21	.476	4-9	.444	4-6	.667	1	9	10	0.6	17	0	20	18	0	6	28	1.8
2017-18	18-18	598	33.2	36-77	.468	15-38	.395	23-36	.639	10	31	41	2.3	37	1	101	38	0	22	110	6.1
Total	34-19	799	23.5	46-98	.469	19-47	.404	27-42	.643	11	40	51	1.5	54	1	121	56	0	28	138	4.1



# SOUTHEAST MISSOURI BASKETBALL

## MEET THE REDHAWKS



► Forward  
► Sophomore (2) ► 6-7 ► 195  
► Greenville, Ohio  
► Greenville H.S.



# 13

## ISAIAH GABLE

**2017-18:** Saw action in 15 games as a freshman, all off the bench... Averaged 4.3 points and 1.9 rebounds per game...Dropped in 13 three-pointers and shot 63.6 percent (7-of-11) at the free throw line...Shot 40 percent (22-of-55) from the field...Also dished out six assists...Missed 14 games with a fracture in his right foot...Was cleared from that injury before the Eastern Illinois game on Feb. 15...Appeared in his first NCAA Division I game vs. Missouri Baptist (11/10)...Scored a season-high nine points on a perfect 3-of-3 three-pointers in 12 minutes at N.C. Central (12/2)...Dropped in eight points and grabbed 10 rebounds in 19 minutes vs. Hannibal-LaGrange (11/28)...Matched a season-best nine points and three 3-pointers made vs. Bradley (12/20)...Scored eight points off the bench in his Ohio Valley Conference debut vs. Belmont (12/28)...Southeast Scholar-Athlete.

**Prep:** Averaged 21.2 points, 7.4 rebounds and 3.1 assists as Greenville High School's top scorer as a senior...Garnered First-Team Great Western Ohio Conference honors and was a Third-Team Southwest Ohio All-District selection...Earned Division I Academic All-Ohio accolades...Four-year letterman who finished his prep career with 136 three-pointers, most in Greenville High School history...Accumulated a total of 1,184 points which were good for third-most on the school's all-time scoring list.

**Personal:** Born July 27, 1998... Majoring in Business...Son of Jim and Liz Gable.

### CAREER-HIGHS

Points .....	9	2x, last vs. Bradley (12/20/17)
Total Rebounds .....	10	vs. Hannibal-LaGrange (11/28/17)
Offensive .....	4	vs. UT Martin (2/24/18)
Defensive .....	10	vs. Hannibal-LaGrange (11/28/17)
FG Made .....	3	3x, last vs. UT Martin (2/24/18)
FG Attempted .....	6	4x, last vs. UT Martin (2/24/18)
3-Point FG Made .....	3	2x, last vs. Bradley (12/20/17)
3-Point FG Attempted .....	5	at Southern Illinois (12/9/17)
FT Made .....	3	2x, last vs. Belmont (12/28/17)
FT Attempted .....	4	2x, last vs. Belmont (12/18/17)
Assists .....	1	6x, last vs. UT Martin (2/24/18)
Blocks .....	-	-
Steals .....	-	-
Minutes .....	23	vs. Belmont (12/18/17)





### GABLE'S GAME-BY-GAME STATISTICS

2017-18	FG	3P	FT	Q/D	REB	E	PTS	A	TO	B	S	M
Missouri Baptist	1-3	0-2	0-0	0/0	0	2	2	1	1	0	0	11
at Louisiana Tech	DNP	-	-	-	-	-	-	-	-	-	-	-
at Evansville	1-3	0-1	0-0	0/2	2	1	2	1	0	0	0	13
vs. CSUN	0-2	0-2	1-2	0/2	2	1	1	1	1	0	0	10
vs. Montana State	DNP	-	-	-	-	-	-	-	-	-	-	-
N.C. Central	0-0	0-0	0-0	0/0	0	0	0	0	0	0	0	0+
Hannibal-LaGrange	2-4	1-3	3-4	0/10	10	2	8	0	2	0	0	19
at N.C. Central	3-3	3-3	0-0	0/0	0	1	9	0	0	0	0	12
UMKC	1-2	1-1	0-0	0/0	0	0	3	0	0	0	0	9
at Southern Illinois	2-6	2-5	0-1	0/1	1	1	6	0	0	0	0	20
at Kansas State	1-4	0-2	0-0	0/0	0	2	2	0	0	0	0	12
Bradley	3-5	3-4	0-0	0/1	1	2	9	1	0	0	0	17
at Saint Louis	1-6	1-4	0-0	0/1	1	2	3	0	2	0	0	17
Belmont	2-6	1-3	3-4	1/3	4	2	8	0	0	0	0	23
Tennessee State	2-5	1-4	0-0	0/0	0	0	5	1	0	0	0	9
at Murray State	DNP	-	-	-	-	-	-	-	-	-	-	-
at Austin Peay	DNP	-	-	-	-	-	-	-	-	-	-	-
Morehead State	DNP	-	-	-	-	-	-	-	-	-	-	-
Eastern Kentucky	DNP	-	-	-	-	-	-	-	-	-	-	-
at SIU Edwardsville	DNP	-	-	-	-	-	-	-	-	-	-	-
at Eastern Illinois	DNP	-	-	-	-	-	-	-	-	-	-	-
at Tennessee Tech	DNP	-	-	-	-	-	-	-	-	-	-	-
at Jacksonville State	DNP	-	-	-	-	-	-	-	-	-	-	-
Murray State	DNP	-	-	-	-	-	-	-	-	-	-	-
Austin Peay	DNP	-	-	-	-	-	-	-	-	-	-	-
at Morehead State	DNP	-	-	-	-	-	-	-	-	-	-	-
at UT Martin	DNP	-	-	-	-	-	-	-	-	-	-	-
Eastern Illinois	DNP	-	-	-	-	-	-	-	-	-	-	-
SIU Edwardsville	DNP	-	-	-	-	-	-	-	-	-	-	-
at Eastern Kentucky	0-0	0-0	0-0	0/0	0	0	0	0	0	0	0	4
UT Martin	3-6	0-2	0-0	4/3	7	3	6	1	1	0	0	11
Totals	22-55	13-36	7-11	5/23	28	19	64	6	7	0	0	187

\* - Game Started


### GABLE'S CAREER STATISTICS AT SOUTHEAST MISSOURI

Overall																					
Season	G-GS	Min	Avg	FG-FGA	Pct	3FG-3FGA	Pct	FT-FTA	Pct	Off	Def	Tot	Avg	PE	FO	A	TO	Blk	Stl	Pts	Avg
2017-18	15-0	187	12.5	22-55	.400	13-36	.361	7-11	.636	5	23	28	1.9	19	0	6	7	0	0	64	4.3
Ohio Valley Conference Games Only																					
Season	G-GS	Min	Avg	FG-FGA	Pct	3FG-3FGA	Pct	FT-FTA	Pct	Off	Def	Tot	Avg	PE	FO	A	TO	Blk	Stl	Pts	Avg
2017-18	4-0	47	11.8	7-17	.412	2-9	.222	3-4	.750	5	6	11	2.8	5	0	2	1	0	0	19	4.8



# SOUTHEAST MISSOURI BASKETBALL

## MEET THE REDHAWKS



► Center  
► Senior (4) ► 6-10 ► 223  
► Hengelo, Netherlands  
► Montessori College Twente  
► Mineral Area College



# 42

## MARK LAROS

**2017-18:** Played in 27 games and started seven in his first year at Southeast Missouri...Scored 3.8 points and averaged 3.5 rebounds per contest...Ranked third on the team with 11 blocks...Added nine assists and eight steals...Led the team with a .632 field goal percentage (48-of-76)...Averaged 15 minutes a game...Started each of the Redhawks first five games of the season...Narrowly missed a double-double with nine points and nine rebounds in his first career start vs. Missouri Baptist (11/10)...Finished with a season-high 11 points and grabbed eight rebounds in his first career Ohio Valley Conference start vs. Morehead State (1/11)...Scored double figures on two other occasions when he dropped in 10 vs. Hannibal-LaGrange (11/28) and Austin Peay (2/3)...Pulled down at least eight rebounds in three of his starts...Missed four games with mononucleosis...OVC Commissioner's Honor Roll selection and Southeast Scholar-Athlete.

**Mineral Area College:** Played on Mineral Area College teams that ranked 18th and ninth in the nation during his junior college stint...Averaged 5.4 points and 4.1 rebounds, and ranked third on the team with 27 blocks in 29 games last season...Shot 51.9 percent (70-of-135) from the field...Boasted the team's best field goal percentage at 68.8 percent (33-of-48) in 24 games and one start as a freshman in 2015-16...Mineral Area went a combined 53-9 the last two seasons.

**Prep:** Attended Montessori College Twente.

**Personal:** Born December 10, 1996...Majoring in Political Science...Son of Erik Laros.

### CAREER-HIGHS

Points .....	11	vs. Morehead State (1/11/18)
Total Rebounds .....	9	vs. Missouri Baptist (11/10/17)
Offensive .....	4	3x, last vs. Cal State Northridge (11/21/17)
Defensive .....	5	3x, last vs. Morehead State (1/11/18)
FG Made .....	5	2x, last vs. Austin Peay (2/3/18)
FG Attempted .....	9	vs. Cal State Northridge (11/21/17)
3-Point FG Made .....	-	-
3-Point FG Attempted .....	1	2x, last vs. Morehead State (1/11/18)
FT Made .....	2	vs. N.C. Central (11/26/17)
FT Attempted .....	2	6x, last at Eastern Kentucky (2/22/18)
Assists .....	2	2x, last at Tennessee Tech (1/25/18)
Blocks .....	2	vs. Austin Peay (2/3/18)
Steals .....	2	at Tennessee Tech (1/25/18)
Minutes .....	33	vs. Morehead State (1/11/18)





### LAROS' GAME-BY-GAME STATISTICS

2017-18	FG	3P	FT	O/D	REB	E	PTS	A	TO	B	S	M
Missouri Baptist*	4-5	0-0	1-1	4/5	9	2	9	0	3	1	1	27
at Louisiana Tech*	2-4	0-0	1-1	4/0	4	1	5	0	1	1	1	13
at Evansville*	0-0	0-0	1-2	0/0	0	3	1	0	2	1	0	13
vs. CSUN*	4-9	0-0	0-0	4/5	9	2	8	1	3	1	0	24
vs. Montana State*	1-1	0-0	0-0	1/2	3	1	2	0	0	1	0	14
N.C. Central	1-2	0-0	2-2	2/2	4	0	4	1	0	0	1	13
Hannibal-LaGrange	5-6	0-0	0-2	3/2	5	1	10	0	0	1	1	20
at N.C. Central	DNP	-	-	-	-	-	-	-	-	-	-	-
UMKC	DNP	-	-	-	-	-	-	-	-	-	-	-
at Southern Illinois	DNP	-	-	-	-	-	-	-	-	-	-	-
at Kansas State	DNP	-	-	-	-	-	-	-	-	-	-	-
Bradley	1-1	0-0	0-0	0/0	0	0	2	0	0	0	0	6
at Saint Louis	2-5	0-0	0-0	1/2	3	1	4	0	1	0	0	15
Belmont	2-3	0-0	0-0	3/2	5	1	4	0	2	0	0	19
Tennessee State	0-0	0-0	0-0	1/2	3	0	0	0	0	0	0	11
at Murray State	4-5	0-1	1-2	0/2	2	0	9	0	1	0	0	8
at Austin Peay	1-3	0-0	0-0	2/1	3	2	2	0	0	0	0	13
Morehead State*	5-7	0-1	1-2	3/5	8	1	11	1	1	1	1	33
Eastern Kentucky*	1-3	0-1	0-0	2/3	5	0	2	0	2	1	0	11
at SIU Edwardsville	4-4	0-0	0-0	1/3	4	3	8	2	2	0	0	23
at Eastern Illinois	0-1	0-0	0-0	1/1	2	2	0	0	0	0	0	9
at Tennessee Tech	0-2	0-1	0-0	0/3	3	3	0	2	0	0	2	16
at Jacksonville State	1-1	0-0	0-0	0/1	1	2	2	0	1	0	0	17
Murray State	1-3	0-0	0-0	1/2	3	1	2	0	0	0	1	19
Austin Peay	5-5	0-0	0-1	1/2	3	3	10	0	2	2	0	20
at Morehead State	1-1	0-0	0-0	1/3	4	2	2	0	1	1	0	14
at UT Martin	0-0	0-0	0-0	0/0	0	0	0	0	1	0	0	5
Eastern Illinois	0-0	0-0	0-0	1/2	3	2	0	1	0	0	0	11
SIU Edwardsville	2-4	0-0	0-0	2/1	3	0	4	1	0	0	0	14
at Eastern Kentucky	1-1	0-0	0-2	1/2	3	2	2	0	2	0	0	12
UT Martin	0-0	0-0	0-0	1/1	2	1	0	0	3	0	0	5
Totals	48-76	0-4	7-15	40/54	94	36	103	9	28	11	8	405

\* - Game Started

### LAROS' CAREER STATISTICS AT SOUTHEAST MISSOURI


Overall																		
Season	G-GS	Min	Avg	FG-FGA	Pct	3FG-3FGA	Pct	FT-FTA	Pct	Off	Def	Tot	Avg	PE	FO	A	TO	Blk
2017-18	27-7	405	15.0	48-76	.632	0-4	.000	7-15	.467	40	54	94	3.5	36	0	9	28	11
Ohio Valley Conference Games Only																		
Season	G-GS	Min	Avg	FG-FGA	Pct	3FG-3FGA	Pct	FT-FTA	Pct	Off	Def	Tot	Avg	PE	FO	A	TO	Blk
2017-18	18-2	260	14.4	28-43	.651	0-4	.000	2-7	.286	21	36	57	3.2	25	0	7	18	5





# SOUTHEAST MISSOURI BASKETBALL

## MEET THE REDHAWKS



► Guard  
► Senior (4) ► 6-1 ► 170  
► Lexington, Ky.  
► Paul Dunbar H.S.  
► Spalding University



# 15

## DONNIE LEWIS

**2017-18:** Participated in all 31 games and started two...Scored 21 points, had 24 rebounds, dished out 41 assists and collected nine steals...Averaged 10.2 minutes per game...Dropped in four 3-pointers and went 7-of-15 at the free throw line...Made his first career start when he played 25 minutes vs. Morehead State (1/11)...Also started the next game vs. Eastern Kentucky (1/13)...Scored a season-high five points off the bench vs. Eastern Illinois (2/15)...Pulled down a season-best four rebounds vs. SIU Edwardsville (2/17)...Dished out a season-high four assists vs. Tennessee State (12/31) and at Jacksonville State (1/27)...Logged a season-high 20 minutes against TSU...Made two big free throws with 31 seconds left to help the Redhawks close out their win over Morehead State (1/11)...Ohio Valley Conference Commissioner's Honor Roll selection and Southeast Scholar-Athlete.

**2016-17:** Sat out the season due to NCAA Division I transfer regulations...Joined the team as a walk-on.

**Spalding University:** Joined the Redhawks from Spalding University...Played in 27 games and made two starts during the 2014-15 season...Averaged 2.3 points and 1.5 rebounds per contest...Had 34 steals and dished out 55 assists...Scored a season-high eight points vs. MacMurray (12/6).

**Prep:** Attended Paul Dunbar High School in Lexington, Kentucky.

**Personal:** Born March 7, 1996...Majoring in Human Environmental Studies...Son of Donnie Lewis and Thomasina Cowherd.

### CAREER-HIGHS

Points .....	5
Total Rebounds .....	4
Offensive .....	1
Defensive .....	4
FG Made .....	1
FG Attempted .....	2
3-Point FG Made .....	1
3-Point FG Attempted .....	2
FT Made .....	2
FT Attempted .....	4
Assists .....	4
Blocks .....	-
Steals .....	2
Minutes .....	25

vs. Eastern Illinois (2/15/18)
vs. SIU Edwardsville (2/17/18)
5x, last at Jacksonville State (1/27/18)
vs. SIU Edwardsville (2/17/18)
5x, last vs. Eastern Illinois (2/15/18)
3x, last vs. Eastern Illinois (2/15/18)
4x, last vs. Eastern Illinois (2/15/18)
2x, last at Morehead State (2/8/18)
2x, last vs. Eastern Illinois (2/15/18)
2x, last vs. UT Martin (2/24/18)
2x, last at Jacksonville State (1/27/18)
-
vs. Hannibal-LaGrange (11/28/17)
vs. Morehead State (1/11/18)










# SOUTHEAST MISSOURI BASKETBALL

## MEET THE REDHAWKS



► Guard  
► Freshman (1) ► 6-0 ► 170  
► Columbia, S.C.  
► Wilson H.S.



0

## ALEX CALDWELL

**Prep:** Named to the USA Today High School Sports American Family Insurance ALL-USA South Carolina Boys Basketball Team in 2017-18...Was the state's Class 4A Player of the Year who averaged 22 points, seven assists and five rebounds leading Wilson High School (20-4) to the Class 4A state final as a senior...Duke signee and McDonald's All-American Zion Williamson joined Caldwell on the ALL-USA First-Team...Garnered Class 4A All-State honors...ESPN Top-30 point guard...Averaged 14 points, nine assists, five rebounds and 2.5 steals per game as a junior...Played in the South Carolina State Showcase and was a member of the All-Hoop Zone Team...The Tigers (21-1) also made the Class 4A state final in 2016-17...Scored

over 1,000 points in his high school career.

**Personal:** Born November 18, 1999...Majoring in Recreation...Son of Precious Caldwell...Brother, A.J, played college basketball at Claflin University...His mother coached at five high schools (Elloree, Edisto, Orangeburg-Wilkinson, Eau Claire, Richland)...She coached basketball, track & field, softball, cross country and tennis...She was also an assistant coach at Claflin University and Assistant Athletic Director at Voorhees College...His mother has her high school jersey retired and is a member of the Claflin University Athletics Hall of Fame...She holds the all-time assists record in the NAIA and scored the most points in a single high school game with 42.






# SOUTHEAST MISSOURI BASKETBALL



MEET THE REDHAWKS



► Guard  
► Freshman (2) ► 6-4 ► 210  
► Fairburn, Ga.  
► Langston Hughes H.S.



1

## KHALIL CUFFEE

**2017-18:** Redshirted.

**Prep:** Boasted a 14.2 points per game average as a senior at Langston Hughes High School... Averaged double figures in the scoring column each of his final three varsity seasons... Scored a career-best 18.5 points a game as a sophomore... Finished his prep career with 1,372 points, 195 three-pointers made, 261 rebounds, 136 assists, 72 steals and nine blocks... Played a total of 95 career games and shot 45 percent (470-of-1048) from the field... Left Langston Hughes as the school's all-time leading scorer... Played with the Georgia Stars AAU program.


**Personal:** Born July 26, 1998... Majoring in Recreation/Park Administration... Son of Davids Cuffee.





# SOUTHEAST MISSOURI BASKETBALL

## MEET THE REDHAWKS



► Guard  
► Junior (4) ► 6-5 ► 213  
► Melbourne, Fla.  
► Holy Trinity Episcopal  
► Embry-Riddle



# 3

## SKYLER HOGAN

**2017-18:** A 4-4 transfer who sat out the 2017-18 season...Elite and efficient scorer who transferred to Southeast Missouri from a challenging conference at Embry-Riddle, which completed the transition from NAIA to NCAA Division II membership.

**Embry-Riddle:** Played two seasons at Embry-Riddle...Led the Eagles with 18.8 points and 8.2 rebounds per game in 2016-17...Was also the team's top 3-point shooter with a 42.8 percent (71-of-166) clip... Scored double figures a total of 21 times with a career-best 40 points in the season-finale against Barry University...Averaged 6.1 points

and 5.2 rebounds in 26 games and two starts as a freshman...Notched a season-high 13 points against Palm Beach Atlantic and recorded 13 points and 11 rebounds for his first career double-double vs. Saint Leo that year.

**Prep:** Graduated from Holy Trinity Episcopal Academy...Led Holy Trinity to the FHSAA 4A State Semifinals as a senior, averaging 17.2 points, nine rebounds, three assists and two steals...Helped lead the Tigers to a 26-4 record as a junior.


**Personal:** Born June 25, 1997... Majoring in Business Administration...Son of Erica Browne and Terry Hogan.



# SOUTHEAST MISSOURI BASKETBALL



MEET THE REDHAWKS



► Guard  
► Sophomore (2) ► 6-0 ► 175  
► Taipei, Taiwan  
► Songshan H.S.  
► Marshalltown CC



4

## OSCAR KAO

**Marshalltown CC:** Spent his freshman season at Marshalltown Community College, where he averaged 13 points a game in 2017-18...Shot 44.3 percent from the field and 39 percent from the 3-point line, earning Second-Team All-Region honors...Shot 11-of-15 from the field, 5-of-7 from 3-point range and scored 29 points in the Tigers dominating win over conference rival Iowa Western.

**Prep:** Averaged 23.6 points, 4.2 assists and 3.8 steals per game at Songshan High School in 2016-17...Shot 49 percent (103-of-210) from the field and 85 percent (65-of-76) at the free throw line...Was part of

two National Champion teams in the Taiwan High School Basketball League and won National League Most Valuable Player honors twice during his prep career...Also led the league in steals during the 2015-16 season.

**Personal:** Born September 22, 1998...Majoring in Recreation...Son Hui-Ming and Yu-Hua Kao...Has five siblings.








# SOUTHEAST MISSOURI BASKETBALL

## MEET THE REDHAWKS



► Center  
► Senior (5) ► 6-8 ► 215  
► Jackson, Mo.  
► Saxony Lutheran H.S.  
► Fontbonne



# 22

## JACK LAKE

**Fontbonne University:** Played two seasons at NCAA Division III member Fontbonne University... Averaged 5.5 points and 2.5 rebounds in four games and three starts in 2017-18... Led the Griffins in scoring (12.3 ppg) and rebounding (5.4 rpg) in 24 games and 11 starts during the 2016-17 campaign... Was the team's top shooter with a .575 (127-of-221) field goal percentage... Led the team with 30 blocks and averaged 21.5 minutes per contest.

**Prep:** Attended Saxony Lutheran High School in nearby Jackson, Missouri... Two-time Missouri Class 3 District 2 All-District honoree... Named to the 2014 Southeast Missouri All-Region Team... Team captain... MVP of the 2013 Crystal City "Rolla Duke Herbert" Tournament... Tied for the most points scored in the 2013 Bloomfield Christmas Tournament with 94 in four games... Named to the All-Tournament Team at the 2013 Chester Invitational Tour-

namment... Set single-season school records for points, rebounds and blocks in 2013-14... Selected to play in the 2014 BA Sports Class 3, 4 and 5 All-Star Game... One of two players in Missouri (as recorded by Maxpreps) to get over 500 points, 300 rebounds and 100 blocks in a season... Averaged a double-double 21.7 points and 13 rebounds as a senior... Posted three triple-doubles... Finished his prep career with 965 points, 584 rebounds, 294 blocks and a .500 field goal percentage (396-of-798) in 71 games.


**Personal:** Born March 14, 1996... Majoring in Accounting... Son of Thad and Morgan Lake... His grandfather, Dutch Meyr is a member of the Southeast Missouri Athletics Hall of Fame... Meyr started four years at tackle and played on three MIAA Championship football teams... As an assistant football coach at SEMO, he was part of five more MIAA Championships... Meyr was also a member of the track team in 1962, where he ran relays and competed in the discus.



# SOUTHEAST MISSOURI BASKETBALL



MEET THE REDHAWKS



► Guard  
► Freshman (1) ► 6-5 ► 165  
► Durham, N.C.  
► Voyager Academy



2

## JORDAN LOVE

**Prep:** Attended Voyager Academy in Durham, North Carolina...Averaged 20 points, 4.3 rebounds and two steals per game in 2017-18...Was the North Central Athletic Conference Basketball Player of the Year and claimed North Carolina Basketball Coaches Association All-District 6 honors... Named Voyager Academy's Most Valuable Player and finished his career with 1,000 points...Averaged 16 points, 2.3 assists, 4.6 rebounds and 1.6 steals en route to First-Team All-Conference and All-District accolades in 2016-17.


**Personal:** Born June 21, 2000... Majoring in Corporate Communication...Son of Emmanuel and Cindy Love.





# SOUTHEAST MISSOURI BASKETBALL

## MEET THE REDHAWKS



► Forward  
► Freshman (1) ► 6-7 ► 225  
► Gilbert, Ariz.  
► Putnam Science Academy



# 30

## GABE MCGLOTHAN

**Prep:** Played 42 games and scored double figures eight times at Putnam Science Academy in Connecticut, the 2017-18 National Prep Champion...Prior to attending Putnam Science Academy, he played three varsity seasons at Basha High School in Chandler, Arizona...Averaged 14.2 points and 9.4 rebounds per game while helping lead the Bears to a 6A State Championship in 2016-17... Was the large class (6A) Player of the Year as Basha went 31-1 that season...Averaged 11.1 points and 8.2 rebounds per contest as a junior.

**Personal:** Born March 3, 1999... Majoring in Engineering Technology...Son of Kevin McGlothlan and Janelle Danley.





# SOUTHEAST MISSOURI BASKETBALL



MEET THE REDHAWKS



► Guard  
► Freshman (2) ► 6-4 ► 195  
► Houston, Texas  
► ASPIRE Academy



11

## NYGAL RUSSELL

**2017-18:** Redshirted the spring semester after joining the team mid-season on Jan. 23, 2018.

**Personal:** Born February 2, 1999...  
Majoring in Computer Science...Son  
of Lenny and LaDonna Russell.


**Prep:** Averaged 11 points, five rebounds, three assists and 2.4 steals per game at ASPIRE Basketball Academy in Louisville, Kentucky...Prior to that, he spent his senior year at Chris Walker Academy in Houston, Texas... There, he averaged 12 points, five rebounds, four assists and two steals en route to All-Region honors...Attended Seven Lakes High School in Katy, Texas as a junior... Averaged 18 points, 11 rebounds, two assists and two steals for the Spartans.





# SOUTHEAST MISSOURI BASKETBALL

## MEET THE REDHAWKS



► Forward  
► Freshman(1) ► 6-8 ► 200  
► Richmond, Texas  
► Combine Academy



# 23

## SAGE TOLBERT

**Prep:** Spent the 2017-18 season at Combine Academy in Charlotte, North Carolina...Was Combine Academy's top scorer and rebounder with 15.8 points and 8.4 rebounds per game in 38 starts...Also averaged 1.7 blocks... First-Team All-District selection at Fort Bend Travis High School in Richmond, Texas before he attended Combine Academy...Played two varsity seasons at Fort Bend Travis...Averaged 11.4 points and 7.4 rebounds as a senior in 2016-17...Played 24 games, averaging 6.1 points and 3.5 rebounds the previous year.


**Personal:** Born July 16, 1999...  
Majoring in Engineering  
Technology...Son of Shea Gatlin.



# SOUTHEAST MISSOURI BASKETBALL



MEET THE REDHAWKS



► Forward  
► Senior (4) ► 6-8 ► 200  
► Mobile, Ala.  
► Gardendale H.S.  
► McNeese State



14

## QUATARRUS WILSON

*Will sit out the 2018-19 season due to NCAA Division I transfer regulations.*

**McNeese State:** Earned Third-Team All-Southland Conference honors...Averaged a double-double 10.9 points and 10.2 rebounds per game in 28 starts in 2017-18...Was McNeese State's top rebounder who also ranked third on the team in both blocks (28) and scoring... Shot 51.5 percent (123-of-239) from the field, dished out 39 assists and collected 21 steals...Led the Southland Conference with 14 double-doubles...Was arguably one of the most underrated players in the Southland Conference.

**Moberly Area CC:** Began his sophomore season as a starter at Moberly Area Community College... Played in 28 games during the 2015-16 and 2016-17 campaigns... Pulled down double-digit rebounds twice with a high of 13 in a 105-59 win over St. John's Academy (12/9/16).

**Prep:** Attended Gardendale High School.

**Personal:** Born June 26, 1996... Majoring in General Studies...Son of Kim Smith.







# SOUTHEAST MISSOURI BASKETBALL

## RETURNEE STATISTICS VS. OVC OPPONENTS

### AUSTIN PEAY

	G-GS	Min	Avg	FG-FGA	Pct	3FG-3FGA	Pct	FT-FTA	Pct	Off	Def	Tot	Avg	PF	FO	A	TO	Blk	Stl	Pts	Avg
Ledarrus Brewer	2-2	67	33.5	9-22	.409	7-15	.467	4-6	.667	0	4	4	2.0	3	0	3	3	2	4	29	14.5
Mark Laros	2-0	33	16.5	6-8	.750	0-0	.000	0-1	.000	3	3	6	3.0	5	0	0	2	2	0	12	6.0
Jonathan Dalton	4-2	91	22.8	5-11	.455	1-2	.500	4-6	.667	3	3	6	1.5	5	0	17	6	0	0	15	3.8
Donnie Lewis	2-0	21	10.5	0-0	.000	0-0	.000	0-0	.000	0	0	0	0.0	2	0	4	0	0	0	0	0.0

### BELMONT

	G-GS	Min	Avg	FG-FGA	Pct	3FG-3FGA	Pct	FT-FTA	Pct	Off	Def	Tot	Avg	PF	FO	A	TO	Blk	Stl	Pts	Avg
Ledarrus Brewer	1-1	22	22.0	7-11	.636	6-9	.667	1-2	.500	0	0	0	0.0	3	0	1	2	0	0	21	21.0
Isaiah Gable	1-0	23	23.0	2-6	.333	1-3	.333	3-4	.750	1	3	4	4.0	2	0	0	0	0	0	8	8.0
Mark Laros	1-0	19	19.0	2-3	.667	0-0	.000	0-0	.000	3	2	5	5.0	1	0	0	2	0	0	4	4.0
Jonathan Dalton	2-1	39	19.5	1-5	.200	0-0	.000	1-3	.333	0	3	3	1.5	0	0	6	2	0	2	3	1.5
Donnie Lewis	1-0	9	9.0	0-0	.000	0-0	.000	0-0	.000	0	0	0	0.0	0	0	1	0	0	1	0	0.0

### EASTERN ILLINOIS

	G-GS	Min	Avg	FG-FGA	Pct	3FG-3FGA	Pct	FT-FTA	Pct	Off	Def	Tot	Avg	PF	FO	A	TO	Blk	Stl	Pts	Avg
Ledarrus Brewer	2-2	65	32.5	14-28	.500	7-13	.538	11-17	.647	2	6	8	4.0	5	0	1	5	0	2	46	23.0
Jonathan Dalton	4-2	86	21.5	4-15	.267	3-8	.375	5-7	.714	1	6	7	1.8	8	0	15	5	0	2	16	4.0
Donnie Lewis	2-0	19	9.5	2-3	.667	2-2	1.000	2-2	1.000	0	1	1	0.5	0	0	2	1	0	1	8	4.0
Mark Laros	2-0	20	10.0	0-1	.000	0-0	.000	0-0	.000	2	3	5	2.5	4	0	1	0	0	0	0	0.0

### EASTERN KENTUCKY

	G-GS	Min	Avg	FG-FGA	Pct	3FG-3FGA	Pct	FT-FTA	Pct	Off	Def	Tot	Avg	PF	FO	A	TO	Blk	Stl	Pts	Avg
Ledarrus Brewer	2-2	65	32.5	14-28	.500	7-13	.538	11-17	.647	2	6	8	4.0	5	0	1	5	0	2	46	23.0
Jonathan Dalton	4-2	86	21.5	4-15	.267	3-8	.375	5-7	.714	1	6	7	1.8	8	0	15	5	0	2	16	4.0
Donnie Lewis	2-0	19	9.5	2-3	.667	2-2	1.000	2-2	1.000	0	1	1	0.5	0	0	2	1	0	1	8	4.0
Mark Laros	2-0	20	10.0	0-1	.000	0-0	.000	0-0	.000	2	3	5	2.5	4	0	1	0	0	0	0	0.0

### JACKSONVILLE STATE

	G-GS	Min	Avg	FG-FGA	Pct	3FG-3FGA	Pct	FT-FTA	Pct	Off	Def	Tot	Avg	PF	FO	A	TO	Blk	Stl	Pts	Avg
Ledarrus Brewer	1-1	30	30.0	4-8	.500	1-5	.200	0-0	.000	0	4	4	4.0	2	0	1	2	1	1	9	9.0
Jonathan Dalton	3-1	71	23.7	1-3	.333	0-1	.000	7-9	.778	1	2	3	1.0	2	0	7	5	0	4	9	3.0
Mark Laros	1-0	17	17.0	1-1	1.000	0-0	.000	0-0	.000	0	1	1	1.0	2	0	0	1	0	0	2	2.0
Donnie Lewis	1-0	8	8.0	0-1	.000	0-1	.000	0-0	.000	1	1	2	2.0	1	0	4	0	0	0	0	0.0

### MOREHEAD STATE

	G-GS	Min	Avg	FG-FGA	Pct	3FG-3FGA	Pct	FT-FTA	Pct	Off	Def	Tot	Avg	PF	FO	A	TO	Blk	Stl	Pts	Avg
Ledarrus Brewer	2-2	65	32.5	9-22	.409	4-12	.333	6-7	.857	0	6	6	3.0	4	0	2	2	0	3	28	14.0
Mark Laros	2-1	47	23.5	6-8	.750	0-1	.000	1-2	.500	4	8	12	6.0	3	0	1	2	2	1	13	6.5
Jonathan Dalton	3-2	88	29.3	7-13	.538	3-9	.333	1-2	.500	0	3	3	1.0	4	0	11	6	0	4	18	6.0
Donnie Lewis	2-1	36	18.0	1-4	.250	1-4	.250	2-3	.667	0	2	2	1.0	2	0	3	2	0	1	5	2.5

### MURRAY STATE

	G-GS	Min	Avg	FG-FGA	Pct	3FG-3FGA	Pct	FT-FTA	Pct	Off	Def	Tot	Avg	PF	FO	A	TO	Blk	Stl	Pts	Avg
Ledarrus Brewer	2-2	65	32.5	14-26	.538	4-14	.286	5-7	.714	2	8	10	5.0	7	1	2	2	0	0	37	18.5
Mark Laros	2-0	27	13.5	5-8	.625	0-1	.000	1-2	.500	1	4	5	2.5	1	0	0	1	0	1	11	5.5
Jonathan Dalton	4-2	69	17.3	6-10	.600	1-2	.500	1-2	.500	1	2	3	0.8	8	1	9	6	0	4	14	3.5
Donnie Lewis	2-0	27	13.5	1-1	1.000	1-1	1.000	0-0	.000	0	2	2	1.0	5	0	3	4	0	0	3	1.5

### SIU EDWARDSVILLE

	G-GS	Min	Avg	FG-FGA	Pct	3FG-3FGA	Pct	FT-FTA	Pct	Off	Def	Tot	Avg	PF	FO	A	TO	Blk	Stl	Pts	Avg
Ledarrus Brewer	2-2	63	31.5	8-24	.333	5-14	.357	15-18	.833	1	9	10	5.0	2	0	1	2	1	1	36	18.0
Mark Laros	2-0	37	18.5	6-8	.750	0-0	.000	0-0	.000	3	4	7	3.5	3	0	3	2	0	0	12	6.0
Jonathan Dalton	4-3	102	25.5	6-9	.667	4-5	.800	5-7	.714	1	2	3	0.8	8	0	17	9	0	5	21	5.3
Donnie Lewis	2-0	17	8.5	0-0	.000	0-0	.000	1-4	.250	1	4	5	2.5	1	0	3	1	0	0	1	0.5

### TENNESSEE STATE

	G-GS	Min	Avg	FG-FGA	Pct	3FG-3FGA	Pct	FT-FTA	Pct	Off	Def	Tot	Avg	PF	FO	A	TO	Blk	Stl	Pts	Avg
Ledarrus Brewer	1-1	30	30.0	7-18	.389	2-12	.167	0-1	.000	0	6	6	6.0	1	0	1	0	3	1	16	16.0
Isaiah Gable	1-0	9	9.0	2-5	.400	1-4	.250	0-0	.000	0	0	0	0.0	0	0	1	0	0	0	5	5.0
Jonathan Dalton	2-1	40	20.0	0-3	.000	0-2	.000	2-2	1.000	2	2	4	2.0	2	0	6	3	0	0	2	1.0
Mark Laros	1-0	11	11.0	0-0	.000	0-0	.000	0-0	.000	1	2	3	3.0	0	0	0	0	0	0	0	0.0
Donnie Lewis	1-0	20	20.0	0-0	.000	0-0	.000	0-0	.000	1	2	3	3.0	3	0	4	2	0	1	0	0.0

### TENNESSEE TECH

	G-GS	Min	Avg	FG-FGA	Pct	3FG-3FGA	Pct	FT-FTA	Pct	Off	Def	Tot	Avg	PF	FO	A	TO	Blk	Stl	Pts	Avg
Ledarrus Brewer	1-1	29	29.0	3-11	.273	1-7	.143	6-6	1.000	1	1	2	2.0	0	0	0	2	1	0	13	13.0
Jonathan Dalton	2-1	44	22.0	5-5	1.000	1-1	1.000	0-2	.000	0	2	2	1.0	4	0	6	5	0	2	11	5.5
Mark Laros	1-0	16	16.0	0-2	.000	0-1	.000	0-0	.000	0	3	3	3.0	3	0	2	0	0	2	0	0.0
Donnie Lewis	1-0	7	7.0	0-0	.000	0-0	.000	0-0	.000	0	0	0	0.0	1	0	2	0	0	0	0	0.0

### UT MARTIN

	G-GS	Min	Avg	FG-FGA	Pct	3FG-3FGA	Pct	FT-FTA	Pct	Off	Def	Tot	Avg	PF	FO	A	TO	Blk	Stl	Pts	Avg
Ledarrus Brewer	2-2	71	35.5	13-29	.448	2-14	.143	7-9	.778	2	9	11	5.5	5	0	5	7	1	1	35	17.5
Isaiah Gable	1-0	11	11.0	3-6	.500	0-2	.000	0-0	.000	4	3	7	7.0	3	0	1	1	0	0	6	6.0
Jonathan Dalton	4-2	103	25.8	4-13	.308	2-10	.200	0-0	.000	1	12	13	3.3	8	0	20	2	0	5	10	2.5
Donnie Lewis	2-0	11	5.5	0-0	.000	0-0	.000	1-4	.250	0	2	2	1.0	0	0	0	1	0	0	1	0.5
Mark Laros	2-0	10	5.0	0-0	.000	0-0	.000	0-0	.000	1	1	2	1.0	1	0	0	4	0	0	0	0.0





**YEAR IN  
REVIEW**



# SOUTHEAST MISSOURI BASKETBALL

## 2017-18 FINAL STATISTICS

ALL GAMES (14-17; 7-7 HOME; 6-9 AWAY; 1-1 NEUTRAL; 8-10 AND 7TH IN THE OVC)

							TOTAL			3-PTS			REBOUNDS																	
No.	Player	GP	GS	Min	Avg	FG	FGA	Pct	3FG	3FGA	Pct	FT	FTA	Pct	Off	Def	Tot	Avg	PF	FO	A	TO	Blk	Stl	Pts	Avg				
34	Denzel Mahoney	31	31	970	31.3	176	380	.463	64	155	.413	182	218	.835	45	113	158	5.1	91	2	39	51	5	28	598	19.3				
25	Ledarius Brewer	31	27	912	29.4	152	362	.420	71	196	.362	74	100	.740	14	104	118	3.8	66	3	40	57	16	29	449	14.5				
23	Daniel Simmons	31	15	776	25.0	131	284	.461	47	104	.452	71	105	.676	14	101	115	3.7	68	2	61	57	3	32	380	12.3				
20	Justin Carpenter	30	23	641	21.4	99	189	.524	6	22	.273	51	76	.671	58	83	141	4.7	80	0	21	35	13	13	255	8.5				
4	Milos Vranes	30	15	566	18.9	64	142	.451	33	85	.388	16	30	.533	29	91	120	4.0	62	1	18	43	6	12	177	5.9				
1	Dondre Duffus	3	0	43	14.3	5	10	.500	2	3	.667	5	6	.833	0	5	5	1.7	9	0	3	6	0	3	17	5.7				
5	Jonathan Dalton	31	30	998	32.2	51	107	.477	19	50	.380	42	62	.677	19	50	69	2.2	61	1	168	62	0	38	163	5.3				
3	Ray Kowalski	26	5	437	16.8	43	112	.384	30	74	.405	12	12	1.000	4	27	31	1.2	24	0	17	21	0	6	128	4.9				
13	Isaiah Gable	15	0	187	12.5	22	55	.400	13	36	.361	7	11	.636	5	23	28	1.9	19	0	6	7	0	0	64	4.3				
42	Mark Laros	27	7	405	15.0	48	76	.632	0	4	.000	7	15	.467	40	54	94	3.5	36	0	9	28	11	8	103	3.8				
15	Donnie Lewis	31	2	315	10.2	5	12	.417	4	9	.444	7	15	.467	7	17	24	0.8	37	0	41	14	0	9	21	0.7				
TM	TEAM														38	64	102	3.3	2			7			0					
	Total.....	31	31	6250	-	796	1729	.460	289	738	.392	474	650	.729	273	732	1005	32.4	555	9	423	388	54	178	2355	76.0				
	Opponents.....	31	31	6250	-	857	1795	.477	260	695	.374	439	617	.712	304	763	1067	34.4	568	-	431	383	121	153	2413	77.8				

## 2017-18 RESULTS

Date	Opponent	Result	Score	Attendance	Team Statistics	SEMO	Opponent
11-10-17	MISSOURI BAPTIST	W	81-69	1,239	SCORING.....	2355	2413
11-13-17	at Louisiana Tech \$	L	95-96 OT	2,456	Points per game.....	76.0	77.8
11-16-17	at Evansville \$	L	50-66	3,151	Scoring margin.....	-1.9	-
11-21-17	vs. Cal State Northridge \$	W	74-59	-	FIELD GOALS-ATT.....	796-1729	857-1795
11-22-17	vs. Montana State \$	L	82-88	-	Field goal pct.....	.460	.477
11-26-17	N.C. CENTRAL	L	70-77	645	3 POINT FG-ATT.....	289-738	260-695
11-28-17	HANNIBAL-LAGRANGE	W	83-59	815	3-point FG pct.....	.392	.374
12-02-17	at N.C. Central	W	86-77	873	3-pt FG made per game.....	9.3	8.4
12-06-17	UMKC	W	91-87	1,586	FREE THROWS-ATT.....	474-650	439-617
12-09-17	at Southern Illinois	W	75-69	4,493	Free throw pct.....	.729	.712
12-16-17	at Kansas State	L	71-89	7,389	F-Throws made per game.....	15.3	14.2
12-20-17	BRADLEY	L	67-75	702	REBOUNDS.....	1005	1067
12-22-17	at Saint Louis	L	48-78	8,021	Rebounds per game.....	32.4	34.4
12-28-17	BELMONT*	L	72-94	1,310	Rebounding margin.....	-2.0	-
12-31-17	TENNESSEE STATE*	W	77-65	615	ASSISTS.....	423	431
01-04-18	at Murray State*	L	73-89	2,728	Assists per game.....	13.6	13.9
01-06-18	at Austin Peay*	L	71-76	1,825	TURNOVERS.....	388	383
01-11-18	MOREHEAD STATE*	W	78-75	915	Turnovers per game.....	12.5	12.4
01-13-18	EASTERN KENTUCKY*	L	86-91	1,206	Turnover margin.....	-0.2	0
01-18-18	at SIU Edwardsville*	W	86-74	1,147	Assist/turnover ratio.....	1.1	1.1
01-20-18	at Eastern Illinois*	W	86-74	1,369	STEALS.....	178	153
01-25-18	at Tennessee Tech*	L	65-76	1,936	Steals per game.....	5.7	4.9
01-27-18	at Jacksonville State*	L	60-78	2,688	BLOCKS.....	54	121
02-01-18	MURRAY STATE*	L	75-87	2,035	Blocks per game.....	1.7	3.9
02-03-18	AUSTIN PEAY*	L	81-96	2,234	ATTENDANCE.....	17526	45128
02-08-18	at Morehead State*	W	78-62	3,315	Home games-Avg/Game.....	14-1252	15-3009
02-10-18	at UT Martin*	W	81-77 OT	1,897	Neutral site-Avg/Game.....	-	2-0
02-15-18	EASTERN ILLINOIS*	W	80-73	825			
02-17-18	SIU EDWARDSVILLE*	W	79-74	1,697			
02-22-18	at Eastern Kentucky*	L	88-91	1,840			
02-24-18	UT MARTIN*	L	66-72	1,702			

\* - Ohio Valley Conference Game  
 Home Games in CAPS  
 \$ - Cancun Challenge

Score by Periods	1st	2nd	OT	Totals
Southeast Missouri	1085	1247	23	2355
Opponents	1133	1260	20	2413





# SOUTHEAST MISSOURI BASKETBALL



## 2017-18 FINAL STATISTICS

### CONFERENCE GAMES (8-10 OVERALL; 4-5 HOME; 4-5 AWAY)

No.	Player	GP	GS	Min	Avg	TOTAL			3-PTS			REBOUNDS													Pts	Avg
						FG	FGA	Pct	3FG	3FGA	Pct	FT	FTA	Pct	Off	Def	Tot	Avg	PF	FO	A	TO	Blk	Stl		
34	Denzel Mahoney	18	18	584	32.4	101	230	.439	44	110	.400	110	129	.853	33	70	103	5.7	56	2	25	31	2	21	356	19.8
25	Ledarrius Brewer	18	18	570	31.7	98	224	.438	47	132	.356	56	75	.747	8	66	74	4.1	34	1	19	36	11	16	299	16.6
23	Daniel Simmons	18	9	469	26.1	81	165	.491	28	61	.459	41	63	.651	7	68	75	4.2	46	1	29	41	2	20	231	12.8
20	Justin Carpenter	18	16	387	21.5	53	106	.500	3	10	.300	28	44	.636	33	40	73	4.1	52	0	9	21	5	6	137	7.6
05	Jonathan Dalton	18	18	598	33.2	36	77	.468	15	38	.395	23	36	.639	10	31	41	2.3	37	1	101	38	0	22	110	6.1
4	Milos Vranes	17	7	310	18.2	31	70	.443	20	48	.417	9	16	.563	14	41	55	3.2	35	1	9	25	2	7	91	5.4
13	Isaiah Gable	4	0	47	11.8	7	17	.412	2	9	.222	3	4	.750	5	6	11	2.8	5	0	2	1	0	0	19	4.8
3	Ray Kowalski	14	0	207	14.8	20	43	.465	17	35	.486	4	4	1.000	1	11	12	0.9	11	0	7	11	0	3	61	4.4
42	Mark Laros	18	2	260	14.4	28	43	.651	0	4	.000	2	7	.286	21	36	57	3.2	25	0	7	18	5	4	58	3.2
15	Donnie Lewis	18	2	193	10.7	5	11	.455	4	8	.500	6	13	.462	3	14	17	0.9	20	0	31	12	0	5	20	1.1
TM TEAM																										
Total.....		18	18	-	-	460	986	.467	180	455	.396	282	391	.721	153	420	573	31.8	323	6	239	238	27	104	1382	76.8
Opponents.....		18	18	-	-	506	1055	.480	155	419	.370	257	352	.730	182	439	621	34.5	335	-	244	229	63	97	1424	79.1

### HOME GAMES (7-7 OVERALL; 4-5 OVC)

No.	Player	GP	GS	Min	Avg	TOTAL			3-PTS			REBOUNDS													Pts	Avg
						FG	FGA	Pct	3FG	3FGA	Pct	FT	FTA	Pct	Off	Def	Tot	Avg	PF	FO	A	TO	Blk	Stl		
34	Denzel Mahoney	14	14	454	32.4	78	193	.404	24	76	.316	87	104	.837	25	53	78	5.6	41	0	18	22	2	13	267	19.1
25	Ledarrius Brewer	14	13	409	29.2	76	163	.466	41	96	.427	37	53	.698	5	43	48	3.4	35	1	19	27	7	12	230	16.4
23	Daniel Simmons	14	7	339	24.2	58	129	.450	17	43	.395	47	62	.758	8	41	49	3.5	32	1	22	34	2	14	180	12.9
20	Justin Carpenter	14	11	277	19.8	35	76	.461	3	8	.375	22	31	.710	27	43	70	5.0	37	0	9	16	7	8	95	6.8
1	Dondre Duffus	1	0	10	10.0	2	5	.400	0	1	.000	2	2	1.000	0	0	0	0.0	1	0	2	0	0	0	6	6.0
3	Ray Kowalski	10	1	167	16.7	19	45	.422	12	29	.414	6	6	1.000	1	13	14	1.4	7	0	7	8	0	4	56	5.6
5	Jonathan Dalton	14	14	450	32.1	24	55	.436	8	24	.333	19	30	.633	10	27	37	2.6	28	0	75	21	0	14	75	5.4
13	Isaiah Gable	8	0	99	12.4	14	31	.452	7	19	.368	6	8	.750	5	17	22	2.8	11	0	4	4	0	0	41	5.1
4	Milos Vranes	13	5	232	17.8	24	60	.400	12	37	.324	6	12	.500	11	43	54	4.2	26	0	7	17	3	6	66	5.1
42	Mark Laros	13	3	209	16.1	27	39	.692	0	2	.000	4	8	.500	24	29	53	4.1	12	0	4	13	6	5	58	4.5
15	Donnie Lewis	14	2	154	11.0	2	5	.400	1	3	.333	7	15	.467	4	14	18	1.3	13	0	17	7	0	5	12	0.9
TM TEAM																										
Total.....		14	14	-	-	359	801	.448	125	338	.370	243	331	.734	139	351	490	35.0	243	2	184	172	27	81	1086	77.6
Opponents.....		14	14	-	-	390	813	.480	129	319	.404	185	256	.723	114	358	472	33.7	288	-	172	175	54	69	1094	78.1

### AWAY GAMES (6-9 OVERALL; 4-5 OVC)

No.	Player	GP	GS	Min	Avg	TOTAL			3-PTS			REBOUNDS													Pts	Avg
						FG	FGA	Pct	3FG	3FGA	Pct	FT	FTA	Pct	Off	Def	Tot	Avg	PF	FO	A	TO	Blk	Stl		
34	Denzel Mahoney	15	15	460	30.7	81	164	.494	37	75	.493	87	104	.837	19	49	68	4.5	44	2	20	27	2	14	286	19.1
25	Ledarrius Brewer	15	13	446	29.7	66	176	.375	25	87	.287	33	42	.786	9	57	66	4.4	25	1	18	26	8	15	190	12.7
23	Daniel Simmons	15	6	389	25.9	67	142	.472	28	57	.491	18	34	.529	6	50	56	3.7	31	0	34	21	1	14	180	12.0
20	Justin Carpenter	14	12	326	23.3	57	102	.559	2	12	.167	26	41	.634	25	33	58	4.1	36	0	11	16	5	4	142	10.1
4	Milos Vranes	15	10	299	19.9	36	73	.493	21	45	.467	10	18	.556	16	44	60	4.0	32	1	9	23	3	4	103	6.9
1	Dondre Duffus	2	0	33	16.5	3	5	.600	2	2	1.000	3	4	.750	0	5	5	2.5	8	0	1	6	0	3	11	5.5
5	Jonathan Dalton	15	15	494	32.9	24	48	.500	10	25	.400	18	26	.692	9	21	30	2.0	28	1	82	36	0	23	76	5.1
3	Ray Kowalski	14	2	223	15.9	19	51	.373	16	36	.444	5	5	1.000	3	13	16	1.1	15	0	8	11	0	1	59	4.2
13	Isaiah Gable	6	0	78	13.0	8	22	.364	6	15	.400	0	1	.000	0	4	4	0.7	7	0	1	2	0	0	22	3.7
42	Mark Laros	12	2	158	13.2	16	27	.593	0	2	.000	3	7	.429	11	18	29	2.4	21	0	4	12	3	3	35	2.9
15	Donnie Lewis	15	0	144	9.6	3	6	.500	3	5	.600	0	0	.000	3	1	4	0.3	21	0	23	7	0	4	9	0.6
TM TEAM																										
Total.....		15	15	-	-	380	816	.466	150	361	.416	203	282	.720	117	328	445	29.7	270	5	211	191	22	85	1113	74.2
Opponents.....		15	15	-	-	419	866	.484	118	337	.350	216	310	.697	169	364	533	35.5	245	-	238	188	62	73	1172	78.1



# SOUTHEAST MISSOURI BASKETBALL

## 2017-18 FINAL STATISTICS

**NON-CONFERENCE GAMES (6-7 OVERALL; 3-2 HOME; 2-4 AWAY; 1-1 NEUTRAL)**

		TOTAL					3-PTS			REBOUNDS																
No.	Player	GP	GS	Min	Avg	FG	FGA	Pct	3FG	3FGA	Pct	FT	FTA	Pct	Off	Def	Tot	Avg	PF	FO	A	TO	Blk	Stl	Pts	Avg
34	Denzel Mahoney	13	13	386	29.7	75	150	.500	20	45	.444	72	89	.809	12	43	55	4.2	35	0	14	20	3	7	242	18.6
25	Ledarius Brewer	13	9	342	26.3	54	138	.391	24	64	.375	18	25	.720	6	38	44	3.4	32	2	21	21	5	13	150	11.5
23	Daniel Simmons	13	6	307	23.6	50	119	.420	19	43	.442	30	42	.714	7	33	40	3.1	22	1	32	16	1	12	149	11.5
20	Justin Carpenter	12	7	254	21.2	46	83	.554	3	12	.250	23	32	.719	25	43	68	5.7	28	0	12	14	8	7	118	9.8
4	Milos Vranes	13	8	256	19.7	33	72	.458	13	37	.351	7	14	.500	15	50	65	5.0	27	0	9	18	4	5	86	6.6
1	Dondre Duffus	3	0	43	14.3	5	10	.500	2	3	.667	5	6	.833	0	5	5	1.7	9	0	3	6	0	3	17	5.7
3	Ray Kowalski	12	5	230	19.2	23	69	.333	13	39	.333	8	8	1.000	3	16	19	1.6	13	0	10	10	0	3	67	5.6
42	Mark Laros	9	5	145	16.1	20	33	.606	0	0	.000	5	8	.625	19	18	37	4.1	11	0	2	10	6	4	45	5.0
13	Isaiah Gable	11	0	140	12.7	15	38	.395	11	27	.407	4	7	.571	0	17	17	1.5	14	0	4	6	0	0	45	4.1
5	Jonathan Dalton	13	12	400	30.8	15	30	.500	4	12	.333	19	26	.731	9	19	28	2.2	24	0	67	24	0	16	53	4.1
15	Donnie Lewis	13	0	122	9.4	0	1	.000	0	1	.000	1	2	.500	4	3	7	0.5	17	0	10	2	0	4	1	0.1
TM	TEAM														20	27	47	3.6	0			3			0	
	Total.....	13	13			336	743	.452	109	283	.385	192	259	.741	120	312	432	33.2	232	3	184	150	27	74	973	74.8
	Opponents.....	13	13			351	740	.474	105	276	.380	182	265	.687	122	324	446	34.3	233	-	187	154	58	56	989	76.1

## GAME-BY-GAME COMPARISON

Game totals are displayed in the format SOUTHEAST MISSOURI/OPPONENT for each category

Opponent	1st	2nd	Score	Mar	Total FG	FG Pct	3-Pointers	3FG Pct	Free Throws	FT Pct	Rebounds (Mar)	Assist	T/Over	Block	Steal	Fouls
Missouri Baptist	37/27	44/42	81-69	+12	27-54/24-48	.500/.500	8-20/8-23	.400/.348	19-21/13-23	.905/.565	29/30 (1)	17/10	13/18	2/4	7/3	18/16
Louisiana Tech	39/39	40/40	95-96	(1)	36-75/31-60	.480/.517	9-25/6-21	.360/.286	14-19/28-34	.737/.824	37/37 -	20/16	9/9	4/8	6/1	20/17
Evansville	21/36	29/30	50-66	(16)	19-48/18-45	.396/.400	8-25/8-18	.320/.444	4-8/22-27	.500/.815	31/28 +3	9/12	18/10	5/2	5/5	24/14
Cal State Northridge	39/28	35/31	74-59	+15	28-61/21-62	.459/.339	10-24/5-19	.417/.263	8-11/12-17	.727/.706	39/36 +3	17/9	10/9	4/3	7/5	16/11
Montana State	34/41	48/47	82-88	(6)	29-51/27-54	.569/.500	4-15/8-20	.267/.400	20-26/26-34	.769/.765	31/26 +5	11/12	15/11	1/2	5/6	26/24
N.C. Central	32/41	38/36	70-77	(7)	22-63/28-54	.349/.519	5-20/7-19	.250/.368	21-27/14-22	.778/.636	42/34 +8	11/12	12/12	0/4	7/7	18/22
Hannibal-LaGrange	33/33	50/26	83-59	+24	31-63/25-58	.492/.431	6-19/4-18	.316/.222	15-21/5-12	.714/.417	37/33 +4	14/13	10/18	3/6	10/5	12/19
N.C. Central	38/35	48/42	86-77	+9	31-55/29-57	.564/.509	10-16/5-15	.625/.333	14-22/14-19	.636/.737	31/30 +1	18/17	10/13	2/2	6/2	16/20
UMKC	48/37	43/50	91-87	+4	28-58/31-72	.483/.431	12-22/15-34	.545/.441	23-30/10-14	.767/.714	39/41 (2)	21/17	10/9	5/6	3/4	15/25
Southern Illinois	39/25	36/44	75-69	+6	22-50/25-63	.440/.397	12-26/11-28	.462/.393	19-30/8-15	.633/.533	34/41 (7)	9/15	11/15	0/6	8/3	20/23
Kansas State	39/53	32/36	71-89	(18)	25-57/35-56	.439/.625	11-25/11-23	.440/.478	10-10/8-16	1.000/.500	19/37 (18)	16/25	9/11	0/4	4/5	16/9
Bradley	29/41	38/34	67-75	(8)	21-55/25-53	.382/.472	9-25/9-18	.360/.500	16-22/16-23	.727/.696	35/36 (1)	11/12	12/10	0/5	3/4	20/20
Saint Louis	23/35	25/43	48-78	(30)	17-53/32-58	.321/.552	5-21/8-20	.238/.400	9-12/6-9	.750/.667	28/37 (9)	10/17	11/9	1/6	3/6	11/13
Belmont	36/47	36/47	72-94	(22)	24-59/36-60	.407/.600	9-23/14-28	.391/.500	15-23/8-10	.652/.800	29/34 (5)	13/21	12/10	0/5	7/4	13/21
Tennessee State	29/27	48/38	77-65	+12	24-53/24-56	.453/.429	12-35/8-22	.343/.364	17-20/9-11	.850/.818	39/27 +12	15/8	14/10	4/2	5/7	15/20
Murray State	34/45	39/44	73-89	(16)	25-55/29-54	.455/.537	8-21/8-17	.381/.471	15-20/23-30	.750/.767	31/31 -	13/12	15/12	0/3	5/9	22/19
Austin Peay	27/36	44/40	71-76	(5)	24-51/28-62	.471/.452	11-24/6-25	.458/.240	12-17/14-20	.706/.700	23/44 (21)	14/13	12/13	2/0	4/4	21/15
Morehead State	37/28	41/47	78-75	+3	26-51/28-58	.510/.483	8-29/7-25	.276/.280	18-25/12-17	.720/.706	30/36 (6)	11/10	13/17	2/0	5/6	19/22
Eastern Kentucky	36/44	50/47	86-91	(5)	30-60/29-64	.500/.453	11-28/12-29	.393/.414	15-21/21-22	.714/.955	37/29 +8	14/15	16/10	1/2	6/5	17/19
SIU Edwardsville	35/28	51/46	86-74	+12	26-55/25-63	.473/.397	11-24/10-33	.458/.303	23-29/14-23	.793/.609	35/38 (3)	16/16	11/10	1/5	7/4	17/21
Eastern Illinois	36/43	50/31	86-74	+12	27-56/27-58	.482/.466	12-26/8-24	.462/.333	20-22/12-18	.909/.667	29/34 (5)	20/16	10/14	0/4	6/3	14/17
Tennessee Tech	33/29	32/47	65-76	(11)	21-49/29-63	.429/.460	10-26/8-25	.385/.320	13-20/10-11	.650/.909	23/43 (20)	11/18	11/15	1/5	8/6	15/15
Jacksonville State	27/39	33/39	60-78	(18)	18-47/28-57	.383/.491	8-25/7-21	.320/.333	16-23/15-19	.696/.789	26/39 (13)	11/19	17/15	1/3	6/8	18/21
Murray State	34/32	41/55	75-87	(12)	28-68/30-58	.412/.517	5-22/11-23	.227/.478	14-19/16-24	.737/.667	38/38 -	5/10	11/15	2/4	8/7	19/21
Austin Peay	49/51	32/45	81-96	(15)	30-54/37-67	.556/.552	8-21/11-19	.381/.579	13-20/11-14	.650/.786	27/34 (7)	13/23	14/10	4/4	3/2	18/21
Morehead State	35/36	43/26	78-62	+16	28-53/21-51	.528/.412	9-23/5-22	.391/.227	13-19/15-28	.684/.536	33/33 -	14/7	15/17	2/4	8/4	19/16
UT Martin	29/39	45/35	81-77	+4	30-55/31-59	.545/.525	10-27/8-23	.370/.348	11-15/7-12	.733/.583	30/29 +1	15/18	17/17	0/4	7/7	14/11
Eastern Illinois	45/30	35/43	80-73	+7	24-54/23-51	.444/.451	13-22/9-20	.591/.450	19-28/18-25	.679/.720	34/32 +2	14/9	9/2	0/5	9/4	19/19
SIU Edwardsville	35/28	44/46	79-74	+5	22-51/25-57	.431/.439	7-18/7-21	.389/.333	28-35/17-23	.800/.739	36/33 +3	10/6	11/12	2/5	3/8	22/25
Eastern Kentucky	46/43	42/48	88-91	(3)	31-57/31-60	.544/.517	16-27/9-22	.593/.409	10-16/20-29	.625/.690	35/32 +3	15/17	15/8	3/6	2/6	23/1
UT Martin	31/37	35/35	66-72	(6)	22-58/25-57	.379/.439	12-34/7-20	.353/.350	10-19/15-16	.526/.938	38/35 +3	15/6	15/12	2/2	5/3	18/18



# SOUTHEAST MISSOURI BASKETBALL



## 2017-18 FINAL STATISTICS

### GAME-BY-GAME STATISTICS

	Score	FG-A	Pct.	3FG-A	Pct.	FT-A	Pct.	OFF	DEF	Total	F	A	TO	B	S
<b>Southeast Missouri</b>	<b>W, 81-69</b>	<b>27-54</b>	<b>.500</b>	<b>8-20</b>	<b>.400</b>	<b>19-21</b>	<b>.905</b>	<b>8</b>	<b>21</b>	<b>29</b>	<b>18</b>	<b>17</b>	<b>13</b>	<b>2</b>	<b>7</b>
Missouri Baptist		24-48	.500	8-23	.348	13-23	.565	11	19	30	16	10	18	4	3
<b>Southeast Missouri</b>	<b>L, 95-96 OT</b>	<b>36-75</b>	<b>.480</b>	<b>9-25</b>	<b>.360</b>	<b>14-19</b>	<b>.737</b>	<b>13</b>	<b>24</b>	<b>37</b>	<b>20</b>	<b>20</b>	<b>9</b>	<b>4</b>	<b>6</b>
Louisiana Tech		31-60	.517	6-21	.286	28-34	.824	7	30	37	17	16	9	8	1
<b>Southeast Missouri</b>	<b>L, 50-66</b>	<b>19-48</b>	<b>.396</b>	<b>8-25</b>	<b>.320</b>	<b>4-8</b>	<b>.500</b>	<b>5</b>	<b>26</b>	<b>31</b>	<b>24</b>	<b>9</b>	<b>18</b>	<b>5</b>	<b>5</b>
Evansville		18-45	.400	8-18	.444	22-27	.815	4	24	28	14	12	10	2	5
<b>Southeast Missouri</b>	<b>W, 74-59</b>	<b>28-61</b>	<b>.459</b>	<b>10-24</b>	<b>.417</b>	<b>8-11</b>	<b>.727</b>	<b>9</b>	<b>30</b>	<b>39</b>	<b>16</b>	<b>17</b>	<b>10</b>	<b>4</b>	<b>7</b>
Cal State Northridge		21-62	.339	5-19	.263	12-17	.706	12	24	36	11	9	9	3	5
<b>Southeast Missouri</b>	<b>L, 82-88</b>	<b>29-51</b>	<b>.569</b>	<b>4-15</b>	<b>.267</b>	<b>20-26</b>	<b>.769</b>	<b>8</b>	<b>23</b>	<b>31</b>	<b>26</b>	<b>11</b>	<b>15</b>	<b>1</b>	<b>5</b>
Montana State		27-54	.500	8-20	.400	26-34	.765	9	17	26	24	12	11	2	6
<b>Southeast Missouri</b>	<b>L, 70-77</b>	<b>22-63</b>	<b>.349</b>	<b>5-20</b>	<b>.250</b>	<b>21-27</b>	<b>.778</b>	<b>15</b>	<b>27</b>	<b>42</b>	<b>18</b>	<b>11</b>	<b>12</b>	<b>0</b>	<b>7</b>
N.C. Central		28-54	.519	7-19	.368	14-22	.636	4	30	34	22	12	12	4	7
<b>Southeast Missouri</b>	<b>W, 83-59</b>	<b>31-63</b>	<b>.492</b>	<b>6-19</b>	<b>.316</b>	<b>15-21</b>	<b>.714</b>	<b>10</b>	<b>27</b>	<b>37</b>	<b>12</b>	<b>14</b>	<b>10</b>	<b>3</b>	<b>10</b>
Hannibal-LaGrange		25-58	.431	4-18	.222	5-12	.417	9	24	33	19	13	18	6	5
<b>Southeast Missouri</b>	<b>W, 86-77</b>	<b>31-55</b>	<b>.564</b>	<b>10-16</b>	<b>.625</b>	<b>14-22</b>	<b>.636</b>	<b>8</b>	<b>23</b>	<b>31</b>	<b>16</b>	<b>18</b>	<b>10</b>	<b>2</b>	<b>6</b>
N.C. Central		29-57	.509	5-15	.333	14-19	.737	8	22	30	20	17	13	2	2
<b>Southeast Missouri</b>	<b>W, 91-87</b>	<b>28-58</b>	<b>.483</b>	<b>12-22</b>	<b>.545</b>	<b>23-30</b>	<b>.767</b>	<b>11</b>	<b>28</b>	<b>39</b>	<b>15</b>	<b>21</b>	<b>10</b>	<b>5</b>	<b>3</b>
UMKC		31-72	.431	15-34	.441	10-14	.714	16	25	41	25	17	9	6	4
<b>Southeast Missouri</b>	<b>W, 75-69</b>	<b>22-50</b>	<b>.440</b>	<b>12-26</b>	<b>.462</b>	<b>19-30</b>	<b>.633</b>	<b>7</b>	<b>27</b>	<b>34</b>	<b>20</b>	<b>9</b>	<b>11</b>	<b>0</b>	<b>8</b>
Southern Illinois		25-63	.397	11-28	.393	8-15	.533	14	27	41	23	15	15	6	3
<b>Southeast Missouri</b>	<b>L, 71-89</b>	<b>25-57</b>	<b>.439</b>	<b>11-25</b>	<b>.440</b>	<b>10-10</b>	<b>1.000</b>	<b>5</b>	<b>14</b>	<b>19</b>	<b>16</b>	<b>16</b>	<b>9</b>	<b>0</b>	<b>4</b>
Kansas State		35-56	.625	11-23	.478	8-16	.500	10	27	37	9	25	11	4	5
<b>Southeast Missouri</b>	<b>L, 67-75</b>	<b>21-55</b>	<b>.382</b>	<b>9-25</b>	<b>.360</b>	<b>16-22</b>	<b>.727</b>	<b>10</b>	<b>25</b>	<b>35</b>	<b>20</b>	<b>11</b>	<b>12</b>	<b>0</b>	<b>3</b>
Bradley		25-53	.472	9-18	.500	16-23	.696	7	29	36	20	12	10	5	4
<b>Southeast Missouri</b>	<b>L, 48-78</b>	<b>17-53</b>	<b>.321</b>	<b>5-21</b>	<b>.238</b>	<b>9-12</b>	<b>.750</b>	<b>11</b>	<b>17</b>	<b>28</b>	<b>11</b>	<b>10</b>	<b>11</b>	<b>1</b>	<b>3</b>
Saint Louis		32-58	.552	8-20	.400	6-9	.667	11	26	37	13	17	9	6	6
<b>Southeast Missouri</b>	<b>L, 72-94</b>	<b>24-59</b>	<b>.407</b>	<b>9-23</b>	<b>.391</b>	<b>15-23</b>	<b>.652</b>	<b>12</b>	<b>17</b>	<b>29</b>	<b>13</b>	<b>13</b>	<b>12</b>	<b>0</b>	<b>7</b>
Belmont		36-60	.600	14-28	.500	8-10	.800	7	27	34	21	21	10	5	4
<b>Southeast Missouri</b>	<b>W, 77-65</b>	<b>24-53</b>	<b>.453</b>	<b>12-35</b>	<b>.343</b>	<b>17-20</b>	<b>.850</b>	<b>10</b>	<b>29</b>	<b>39</b>	<b>15</b>	<b>15</b>	<b>14</b>	<b>4</b>	<b>5</b>
Tennessee State		24-56	.429	8-22	.364	9-11	.818	5	22	27	20	8	10	2	7
<b>Southeast Missouri</b>	<b>L, 73-89</b>	<b>25-55</b>	<b>.455</b>	<b>8-21</b>	<b>.381</b>	<b>15-20</b>	<b>.750</b>	<b>10</b>	<b>21</b>	<b>31</b>	<b>22</b>	<b>13</b>	<b>15</b>	<b>0</b>	<b>5</b>
Murray State		29-54	.537	8-17	.471	23-30	.767	8	23	31	19	12	12	3	9
<b>Southeast Missouri</b>	<b>L, 71-76</b>	<b>24-51</b>	<b>.471</b>	<b>11-24</b>	<b>.458</b>	<b>12-17</b>	<b>.706</b>	<b>7</b>	<b>16</b>	<b>23</b>	<b>21</b>	<b>14</b>	<b>12</b>	<b>2</b>	<b>4</b>
Austin Peay		28-62	.452	6-25	.240	14-20	.700	22	22	44	15	13	13	0	4
<b>Southeast Missouri</b>	<b>W, 78-75</b>	<b>26-51</b>	<b>.510</b>	<b>8-29</b>	<b>.276</b>	<b>18-25</b>	<b>.720</b>	<b>8</b>	<b>22</b>	<b>30</b>	<b>19</b>	<b>11</b>	<b>13</b>	<b>2</b>	<b>5</b>
Morehead State		28-58	.483	7-25	.280	12-17	.706	12	24	36	22	10	17	0	6
<b>Southeast Missouri</b>	<b>L, 86-91</b>	<b>30-60</b>	<b>.500</b>	<b>11-28</b>	<b>.393</b>	<b>15-21</b>	<b>.714</b>	<b>9</b>	<b>28</b>	<b>37</b>	<b>17</b>	<b>14</b>	<b>16</b>	<b>1</b>	<b>6</b>
Eastern Kentucky		29-64	.453	12-29	.414	21-22	.955	7	22	29	19	15	10	2	5
<b>Southeast Missouri</b>	<b>W, 86-74</b>	<b>26-55</b>	<b>.473</b>	<b>11-24</b>	<b>.458</b>	<b>23-29</b>	<b>.793</b>	<b>10</b>	<b>25</b>	<b>35</b>	<b>17</b>	<b>16</b>	<b>11</b>	<b>1</b>	<b>7</b>
SIU Edwardsville		25-63	.397	10-33	.303	14-23	.609	14	24	38	21	16	10	5	4
<b>Southeast Missouri</b>	<b>W, 86-74</b>	<b>27-56</b>	<b>.482</b>	<b>12-26</b>	<b>.462</b>	<b>20-22</b>	<b>.909</b>	<b>7</b>	<b>22</b>	<b>29</b>	<b>14</b>	<b>20</b>	<b>10</b>	<b>0</b>	<b>6</b>
Eastern Illinois		27-58	.466	8-24	.333	12-18	.667	11	23	34	17	16	14	4	3
<b>Southeast Missouri</b>	<b>L, 65-76</b>	<b>21-49</b>	<b>.429</b>	<b>10-26</b>	<b>.385</b>	<b>13-20</b>	<b>.650</b>	<b>4</b>	<b>19</b>	<b>23</b>	<b>15</b>	<b>11</b>	<b>11</b>	<b>1</b>	<b>8</b>
Tennessee Tech		29-63	.460	8-25	.320	10-11	.909	16	27	43	15	18	15	5	6
<b>Southeast Missouri</b>	<b>L, 60-78</b>	<b>18-47</b>	<b>.383</b>	<b>8-25</b>	<b>.320</b>	<b>16-23</b>	<b>.696</b>	<b>7</b>	<b>19</b>	<b>26</b>	<b>18</b>	<b>11</b>	<b>17</b>	<b>1</b>	<b>6</b>
Jacksonville State		28-57	.491	7-21	.333	15-19	.789	14	25	39	21	19	15	3	8
<b>Southeast Missouri</b>	<b>L, 75-87</b>	<b>28-68</b>	<b>.412</b>	<b>5-22</b>	<b>.227</b>	<b>14-19</b>	<b>.737</b>	<b>15</b>	<b>23</b>	<b>38</b>	<b>19</b>	<b>5</b>	<b>11</b>	<b>2</b>	<b>8</b>
Murray State		30-58	.517	11-23	.478	16-24	.667	9	29	38	21	10	15	4	7
<b>Southeast Missouri</b>	<b>L, 81-96</b>	<b>30-54</b>	<b>.556</b>	<b>8-21</b>	<b>.381</b>	<b>13-20</b>	<b>.650</b>	<b>6</b>	<b>21</b>	<b>27</b>	<b>18</b>	<b>13</b>	<b>14</b>	<b>4</b>	<b>3</b>
Austin Peay		37-67	.552	11-19	.579	11-14	.786	11	23	34	21	23	10	4	2
<b>Southeast Missouri</b>	<b>W, 78-62</b>	<b>28-53</b>	<b>.528</b>	<b>9-23</b>	<b>.391</b>	<b>13-19</b>	<b>.684</b>	<b>8</b>	<b>25</b>	<b>33</b>	<b>19</b>	<b>14</b>	<b>15</b>	<b>2</b>	<b>8</b>
Morehead State		21-51	.412	5-22	.227	15-28	.536	12	21	33	16	7	17	4	4
<b>Southeast Missouri</b>	<b>W, 81-77 OT</b>	<b>30-55</b>	<b>.545</b>	<b>10-27</b>	<b>.370</b>	<b>11-15</b>	<b>.733</b>	<b>8</b>	<b>22</b>	<b>30</b>	<b>14</b>	<b>15</b>	<b>17</b>	<b>0</b>	<b>7</b>
UT Martin		31-59	.525	8-23	.348	7-12	.583	9	20	29	11	18	17	4	7
<b>Southeast Missouri</b>	<b>W, 80-73</b>	<b>24-54</b>	<b>.444</b>	<b>13-22</b>	<b>.591</b>	<b>19-28</b>	<b>.679</b>	<b>7</b>	<b>27</b>	<b>34</b>	<b>19</b>	<b>14</b>	<b>9</b>	<b>0</b>	<b>9</b>
Eastern Illinois		23-51	.451	9-20	.450	18-25	.720	4	28	32	19	9	12	5	4
<b>Southeast Missouri</b>	<b>W, 79-74</b>	<b>22-51</b>	<b>.431</b>	<b>7-18</b>	<b>.389</b>	<b>28-35</b>	<b>.800</b>	<b>8</b>	<b>28</b>	<b>36</b>	<b>22</b>	<b>10</b>	<b>11</b>	<b>2</b>	<b>3</b>
SIU Edwardsville		25-57	.439	7-21	.333	17-23	.739	8	25	33	25	6	12	5	8
<b>Southeast Missouri</b>	<b>L, 88-91</b>	<b>31-57</b>	<b>.544</b>	<b>16-27</b>	<b>.593</b>	<b>10-16</b>	<b>.625</b>	<b>7</b>	<b>28</b>	<b>35</b>	<b>23</b>	<b>15</b>	<b>15</b>	<b>3</b>	<b>2</b>
Eastern Kentucky		31-60	.517	9-22	.409	20-29	.690	9	23	32	14	17	8	6	6
<b>Southeast Missouri</b>	<b>L, 66-72</b>	<b>22-58</b>	<b>.379</b>	<b>12-34</b>	<b>.353</b>	<b>10-19</b>	<b>.526</b>	<b>10</b>	<b>28</b>	<b>38</b>	<b>18</b>	<b>15</b>	<b>15</b>	<b>2</b>	<b>5</b>
UT Martin		25-57	.439	7-20	.350	15-16	.938	4	31	35	18	6	12	2	3





# SOUTHEAST MISSOURI BASKETBALL

## 2017-18 FINAL STATISTICS

### GAME-BY-GAME LEADERS

Opponent	W/L	Score	Points	Rebounds	Assists	Blocks	Steals
Missouri Baptist	W	81-69	Mahoney - 21	Laros - 9	Dalton - 7	Laros, Mahoney - 1	Brewer - 2
Louisiana Tech	L	95-96 <sup>OT</sup>	Mahoney - 25	Mahoney - 7	Dalton - 7	Simmons, Laros, Carpenter, Brewer - 1	Dalton - 2
Evansville	L	50-66	Vranes - 16	Vranes - 10	Dalton - 5	Brewer - 2	Dalton - 3
Cal State Northridge	W	74-59	Brewer - 20	Laros - 9	Dalton - 5	Laros, Brewer, Mahoney, Carpenter - 1	Simmons - 3
Montana State	L	82-88	Mahoney - 27	Carpenter - 8	Dalton - 6	Laros - 1	Dalton, Simmons, Vranes, Carpenter, Brewer - 1
N.C. Central	L	70-77	Mahoney, Simmons - 15	Carpenter - 11	Dalton - 5	-	Simmons, Dalton - 2
Hannibal-LaGrange	W	83-59	Mahoney - 27	Gable - 10	Mahoney, Lewis, Simmons - 3	Vranes, Carpenter, Laros - 1	Dalton, Lewis - 2
N.C. Central	W	86-77	Carpenter - 20	Carpenter - 6	Dalton - 5	Vranes - 2	Mahoney - 2
UMKC	W	91-87	Simmons - 18	Carpenter - 11	Dalton - 10	Carpenter - 3	Dalton - 2
Southern Illinois	W	75-69	Mahoney - 18	Vranes, Simmons - 6	Dalton - 4	-	Duffus - 3
Kansas State	L	71-89	Mahoney - 23	Vranes - 6	Dalton, Simmons - 4	-	Carpenter, Dalton, Brewer, Lewis - 1
Bradley	L	67-75	Mahoney - 17	Brewer - 7	Dalton - 3	-	Vranes, Dalton, Brewer - 1
Saint Louis	L	48-78	Mahoney - 12	Carpenter - 7	Dalton - 4	Carpenter - 1	Brewer - 2
Belmont	L	72-94	Brewer - 21	Mahoney - 8	Dalton - 6	-	Mahoney, Dalton - 2
Tennessee State	W	77-65	Mahoney - 22	Mahoney - 11	Dalton, Lewis - 4	Brewer - 3	Mahoney - 2
Murray State	L	73-89	Brewer - 19	Vranes - 10	Dalton - 4	-	Dalton, Simmons - 2
Austin Peay	L	71-76	Mahoney - 24	Vranes - 5	Dalton - 9	Brewer, Mahoney - 1	Brewer - 2
Morehead State	W	78-75	Mahoney - 22	Laros - 8	Dalton - 6	Mahoney, Laros - 1	Mahoney, Laros, Dalton, Brewer, Simmons - 1
Eastern Kentucky	L	86-91	Mahoney - 25	Mahoney - 9	Dalton - 5	Laros - 1	Brewer - 2
SIU Edwardsville	W	86-74	Mahoney - 36	Mahoney - 7	Dalton - 7	Carpenter - 1	Simmons - 3
Eastern Illinois	W	86-74	Simmons - 26	Brewer - 7	Dalton - 6	-	Dalton - 2
Tennessee Tech	L	65-76	Mahoney - 19	Carpenter - 5	Dalton - 6	Brewer - 1	Mahoney - 4
Jacksonville State	L	60-78	Mahoney - 17	Simmons, Brewer - 4	Lewis - 4	Brewer - 1	Dalton - 3
Murray State	L	75-87	Mahoney - 30	Mahoney - 8	Dalton, Simmons - 2	Carpenter - 2	Mahoney - 3
Austin Peay	L	81-96	Mahoney - 20	Simmons - 7	Dalton - 6	Laros - 2	Brewer - 2
Morehead State	W	78-62	Carpenter - 20	Simmons - 9	Dalton - 5	Vranes, Laros - 1	Dalton - 3
UT Martin	W	81-77 <sup>OT</sup>	Mahoney - 27	Brewer - 10	Dalton - 10	-	Dalton - 3
Eastern Illinois	W	80-73	Brewer - 34	Mahoney - 10	Dalton - 7	-	Carpenter - 3
SIU Edwardsville	W	79-74	Brewer - 25	Simmons - 11	Dalton - 4	Simmons, Brewer - 1	Mahoney, Dalton, Simmons - 1
Eastern Kentucky	L	88-91	Mahoney - 26	Simmons - 9	Mahoney - 5	Brewer - 2	Brewer, Simmons - 1
UT Martin	L	66-72	Brewer - 16	Gable, Dalton - 7	Dalton - 8	Brewer, Vranes - 1	Simmons - 2

# SOUTHEAST MISSOURI BASKETBALL



## 2017-18 FINAL STATISTICS

### GAME-BY-GAME STARTERS

Opponent	W/L	Score	Guard	Guard	Guard	Forward	Center/Guard	First Man Off the Bench
Missouri Baptist	W	81-69	Dalton	Simmons	Kowalski	Mahoney	Laros, C	Brewer, 14 pts., 5 reb., 3 assists, 2 steals, 26 min.
Louisiana Tech	L	95-96 OT	Dalton	Simmons	Kowalski	Mahoney	Laros, C	Brewer, 20 pts., 6 reb., 1 assist, 1 block, 31 min.
Evansville	L	50-66	Dalton	Simmons	Kowalski	Mahoney	Laros, C	Carpenter, 2 pts., 1 reb., 1 block, 14 min.
Cal State Northridge	W	74-59	Brewer	Simmons	Kowalski	Mahoney	Laros, C	Carpenter, 9 pts., 5 reb., 13 min.
Montana State	L	82-88	Dalton	Simmons	Kowalski	Mahoney	Laros, C	Brewer, 9 pts., 2 reb., 25 min.
N.C. Central	L	70-77	Dalton	Brewer	Mahoney	Vranes	Carpenter, C	Simmons, 15 pts., 4 reb., 26 min.
Hannibal-LaGrange	W	83-59	Dalton	Brewer	Mahoney	Vranes	Carpenter, C	Gable, 8 pts., 10 reb., 19 min.
N.C. Central	W	86-77	Dalton	Brewer	Mahoney	Vranes	Carpenter, C	Simmons, 10 pts., 3 reb.
UMKC	W	91-87	Dalton	Brewer	Mahoney	Vranes	Carpenter, C	Simmons, 18 pts., 3 reb., 3 assists, 21 min.
Southern Illinois	W	75-69	Dalton	Brewer	Mahoney	Vranes	Simmons, G	Gable, 6 pts., 1 reb., 20 min.
Kansas State	L	71-89	Dalton	Brewer	Mahoney	Vranes	Carpenter, C	Simmons, 17 pts., 4 assists, 33 min.
Bradley	L	67-75	Dalton	Brewer	Mahoney	Vranes	Carpenter, C	Gable, 9 pts., 1 reb., 1 assist, 17 min.
Saint Louis	L	48-78	Dalton	Brewer	Mahoney	Vranes	Carpenter, C	Gable, 3 pts., 17 min.
Belmont	L	72-94	Dalton	Brewer	Simmons	Mahoney	Carpenter, C	Kowalski, 2 pts., 9 min.
Tennessee State	W	77-65	Dalton	Brewer	Mahoney	Vranes	Carpenter, C	Simmons, 6 pts., 1 reb., 12 min.
Murray State	L	73-89	Dalton	Brewer	Mahoney	Vranes	Carpenter, C	Simmons, 8 pts., 3 reb., 18 min.
Austin Peay	L	71-76	Dalton	Brewer	Mahoney	Vranes	Carpenter, C	Simmons, 11 pts., 2 reb., 22 min.
Morehead State	W	78-75	Dalton	Brewer	Lewis	Mahoney	Laros, C	Simmons, 15 pts., 3 reb., 29 min.
Eastern Kentucky	L	86-91	Dalton	Brewer	Lewis	Mahoney	Laros, C	Simmons, 22 pts., 3 reb., 1 assist, 28 min.
SIU Edwardsville	W	86-74	Dalton	Brewer	Mahoney	Vranes	Carpenter, C	Simmons, 7 pts., 3 reb., 3 steals, 24 min.
Eastern Illinois	W	86-74	Dalton	Brewer	Mahoney	Vranes	Carpenter, C	Simmons, 26 pts., 5 reb., 5 assists, 27 min.
Tennessee Tech	L	65-76	Dalton	Brewer	Mahoney	Vranes	Carpenter, C	Simmons, 13 pts., 23 min.
Jacksonville State	L	60-78	Dalton	Brewer	Mahoney	Vranes	Carpenter, C	Simmons, 9 pts., 4 reb., 24 min.
Murray State	L	75-87	Dalton	Brewer	Simmons	Mahoney	Carpenter, C	Laros, 2 pts., 3 reb., 19 min.
Austin Peay	L	81-96	Dalton	Brewer	Simmons	Mahoney	Carpenter, C	Laros, 10 pts., 2 reb., 2 blocks, 20 min.
Morehead State	W	78-62	Dalton	Brewer	Simmons	Mahoney	Carpenter, C	Lewis, 3 pts., 11 min.
UT Martin	W	81-77 OT	Dalton	Brewer	Simmons	Mahoney	Carpenter, C	Vranes, 3 pts., 2 reb., 11 min.
Eastern Illinois	W	80-73	Dalton	Brewer	Simmons	Mahoney	Carpenter, C	Laros, 3 reb., 11 min.
SIU Edwardsville	W	79-74	Dalton	Brewer	Simmons	Mahoney	Carpenter, C	Vranes, 10 pts., 5 reb., 23 min.
Eastern Kentucky	L	88-91	Dalton	Brewer	Simmons	Mahoney	Carpenter, C	Laros, 2 pts., 3 reb., 12 min.
UT Martin	L	66-72	Dalton	Brewer	Simmons	Mahoney	Carpenter, C	Kowalski, 9 pts., 2 reb., 19 min.

### STARTING LINEUP COMBINATIONS

Record	Guard	Guard	Guard	Forward/Guard	Center
1-3	Dalton	Simmons	Kowalski	Mahoney, F	Laros
1-0	Brewer	Simmons	Kowalski	Mahoney, F	Laros
6-8	Dalton	Brewer	Mahoney	Vranes, F	Carpenter
1-0	Dalton	Brewer	Mahoney	Simmons, G	Vranes
4-5	Dalton	Brewer	Simmons	Mahoney, F	Carpenter
1-1	Dalton	Brewer	Lewis	Mahoney, F	Laros



# SOUTHEAST MISSOURI BASKETBALL

## BOX SCORES

### GAME #1 - Southeast Missouri 81, Missouri Baptist 69 November 10, 2017 / Show Me Center / Cape Girardeau, Mo.

MBU	FG	3P	FT	Q/D	REB	E	PTS	A	TO	B	S	M
Jahmouri Robinson, f	7-9	0-1	0-3	0/0	0	0	14	2	3	0	1	24
Andrew Howard, f	3-5	0-0	3-5	4/3	7	2	9	0	2	0	0	23
Karson King, f	1-2	0-1	0-0	2/1	3	1	2	3	1	0	2	20
Johnny Benson, g	2-3	1-2	3-4	0/2	2	3	8	0	4	0	0	23
Jesus Castillo, g	2-4	2-4	0-0	0/2	2	0	6	1	1	1	0	12
Joel Baskin	1-5	0-2	0-0	0/0	0	1	2	1	0	1	0	10
Fitzgerald Hopkins	3-9	2-7	1-2	0/0	0	0	9	1	1	1	0	23
James McKelvin	2-5	2-3	2-4	0/4	4	2	8	0	2	0	0	22
Hasaan DeCarolis	0-0	0-0	0-0	0/0	0	0	0	0	0	0	0	0+
Pablo Hernandez	2-5	0-2	4-5	2/4	6	1	8	1	2	0	0	22
Torrance Littles	0-0	0-0	0-0	0/0	0	4	0	0	0	0	0	9
Zach Beel	1-1	1-1	0-0	0/1	1	2	3	1	0	1	0	8
John Yaeger	0-0	0-0	0-0	0/0	0	0	0	0	0	0	0	4
TEAM				3/2	5				2			
Totals.....	24-48	8-23	13-23	11/19	30	16	69	10	18	4	3	200
SEMO (1-0)	FG	3P	FT	Q/D	REB	E	PTS	A	TO	B	S	M
Denzel Mahoney, f	5-9	0-2	11-11	0/2	2	1	21	1	2	1	0	32
Mark Laros, c	4-5	0-0	1-1	4/5	9	2	9	0	3	1	1	27
Ray Kowalski, g	1-6	0-1	0-0	0/0	0	3	2	1	1	0	1	16
Jonathan Dalton, g	3-3	2-2	3-4	1/1	2	3	11	7	0	0	0	32
Daniel Simmons, g	5-12	2-4	1-1	0/2	2	2	13	2	2	0	1	28
Milos Vranes	2-4	1-3	0-0	0/3	3	2	5	0	0	0	0	13
Isaiah Gable	1-3	0-2	0-0	0/0	0	2	2	1	1	0	0	11
Donnie Lewis	0-0	0-0	0-0	0/0	0	0	0	0	0	0	0	5
Justin Carpenter	2-2	0-0	0-0	0/2	2	1	4	2	1	0	1	10
Ledarius Brewer	4-10	3-6	3-4	0/5	5	2	14	3	1	0	2	26
TEAM				3/1	4				2			
Totals.....	27-54	8-20	19-21	8/21	29	18	81	17	13	2	7	200
By Periods	1	2	Final									
Missouri Baptist	27	42	69									
Southeast Missouri	37	44	81									
FG Percentage: MBU 50.0, SEMO 50.0 3-Point FG Percentage: MBU 34.8, SEMO 40.0 FT Percentage: MBU 56.5, SEMO 90.5 Attendance: 1,239												

### GAME #2 - Louisiana Tech 96, Southeast Missouri 95<sup>OT</sup> November 13, 2017 / Thomas Assembly Center / Ruston, La.

SEMO (1-1)	FG	3P	FT	Q/D	REB	E	PTS	A	TO	B	S	M
Denzel Mahoney, f	9-18	1-5	6-8	3/4	7	2	25	3	1	0	1	36
Mark Laros, c	2-4	0-0	1-1	4/0	4	1	5	0	1	1	1	13
Ray Kowalski, g	4-10	3-5	1-1	1/1	2	1	12	1	0	0	0	22
Jonathan Dalton, g	1-2	0-0	0-0	0/1	1	1	2	7	4	0	2	35
Daniel Simmons, g	5-15	0-3	1-2	1/2	3	4	11	3	1	1	1	34
Milos Vranes	1-3	1-3	0-0	0/5	5	1	3	2	0	0	0	13
Donnie Lewis	0-0	0-0	0-0	0/0	0	4	0	3	0	0	0	9
Justin Carpenter	7-9	0-1	3-5	2/4	6	3	17	0	0	1	0	32
Ledarius Brewer	7-14	4-8	2-2	2/4	6	3	20	1	2	1	1	31
TEAM				0/3	3							
Totals.....	36-75	9-25	14-19	13/24	37	20	95	20	9	4	6	225
LATECH (2-0)	FG	3P	FT	Q/D	REB	E	PTS	A	TO	B	S	M
Jylan Washington, g	3-7	1-3	0-0	0/3	3	1	7	2	0	0	0	27
Joniah White, c	2-3	0-0	2-2	2/3	5	1	6	2	2	3	0	29
Jacobi Boykins, g	3-10	1-7	2-2	1/6	7	4	9	0	0	0	1	28
Jalen Harris, g	7-13	1-4	11-14	1/7	8	2	26	5	3	2	0	36
Daquan Bracey, g	8-13	1-2	3-4	0/5	5	2	20	4	4	0	0	37
Derric Jean	4-6	2-4	4-6	0/1	1	3	14	3	0	1	0	30
Jacoby Pemberton	1-1	0-0	2-2	1/1	2	2	4	0	0	1	0	9
Exavian Christon	1-3	0-1	0-0	1/0	1	0	2	0	0	0	0	13
Oliver Powell	2-4	0-0	4-4	0/4	4	2	8	0	0	1	0	16
TEAM				1/0	1							
Totals.....	31-60	6-21	28-34	7/30	37	17	96	16	9	8	1	225
By Periods	1	2	OT	Final								
Southeast Missouri	39	40	16	95								
Louisiana Tech	39	40	17	96								
FG Percentage: SEMO 48.8, LATECH 51.7 3-Point FG Percentage: SEMO 36.0, LATECH 28.6 FT Percentage: SEMO 73.7, LATECH 82.4 Attendance: 2,456												

### GAME #3 - Evansville 66, Southeast Missouri 50 November 16, 2017 / Ford Center / Evansville, Ind.

SEMO (1-2)	FG	3P	FT	Q/D	REB	E	PTS	A	TO	B	S	M
Denzel Mahoney, f	1-7	1-4	0-0	0/5	5	2	3	1	2	1	1	26
Mark Laros, c	0-0	0-0	1-2	0/0	0	3	1	0	2	1	0	13
Ray Kowalski, g	2-4	1-2	0-0	0/3	3	2	5	0	4	0	0	25
Jonathan Dalton, g	2-4	0-2	0-0	2/1	3	2	4	5	3	0	3	30
Daniel Simmons, g	3-3	1-1	2-2	0/2	2	1	9	1	0	0	0	16
Milos Vranes	6-11	3-6	1-2	3/7	10	3	16	0	1	0	0	28
Isaiah Gable	1-3	0-1	0-0	0/2	2	1	2	1	0	0	0	13
Donnie Lewis	0-0	0-0	0-0	0/0	0	2	0	0	0	0	1	10
Justin Carpenter	1-4	0-1	0-0	0/1	1	3	2	0	3	1	0	14
Ledarius Brewer	3-12	2-8	0-2	0/3	3	5	8	1	3	2	0	25
TEAM				0/2	2							
Totals.....	19-48	8-25	4-8	5/26	31	24	50	9	18	5	5	200
UE (3-0)	FG	3P	FT	Q/D	REB	E	PTS	A	TO	B	S	M
Blake Simmons, f	3-6	3-5	2-2	0/4	4	2	11	0	1	0	0	34
Dalen Traore, c	0-0	0-0	2-2	1/3	4	1	2	0	0	0	0	13
Ryan Taylor, g	4-18	3-10	6-6	0/3	3	1	17	2	0	0	1	38
Dru Smith, g	5-6	2-2	5-6	0/6	6	3	17	9	5	1	1	38
Duane Gibson, g	4-7	0-0	0-0	0/3	3	0	8	1	1	0	1	21
Solomon Hainna	0-1	0-0	7-10	0/1	1	3	7	0	1	0	1	16
Evan Kuhlman	0-1	0-0	0-0	0/0	0	0	0	0	0	0	0	1
Dainiu Chatkevicius	0-2	0-0	0-0	1/0	1	1	0	0	1	0	0	3
Noah Frederking	0-0	0-0	0-0	0/0	0	0	0	0	0	0	0	2
K.J. Riley	0-1	0-1	0-0	1/2	3	0	0	0	1	0	1	17
John Hall	2-3	0-0	0-1	0/0	0	3	4	0	0	1	0	17
TEAM				1/2	3							
Totals.....	18-45	8-18	22-27	4/24	28	14	66	12	10	2	5	200
By Periods	1	2	Final									
Southeast Missouri	21	29	50									
Evansville	36	30	66									
FG Percentage: SEMO 39.6, UE 40.0 3-Point FG Percentage: SEMO 32.0, UE 44.4 FT Percentage: SEMO 50.0, UE 81.5 Attendance: 3,151												

### GAME #4 - Southeast Missouri 74, Cal State Northridge 59 November 21, 2017 / Hard Rock Hotel / Riviera Maya, Mexico

CSUN (1-3)	FG	3P	FT	Q/D	REB	E	PTS	A	TO	B	S	M
Zeno Lake, f	3-5	0-0	2-4	5/2	7	0	8	1	1	1	0	30
Reggie Theus, Jr., f	3-8	1-2	0-0	0/3	3	1	7	1	0	1	1	31
Michael Warren, g	4-16	0-5	6-6	1/8	9	2	14	3	1	0	1	30
Terrell Gomez, g	1-4	1-2	0-2	1/2	3	0	3	1	1	0	0	29
Lyric Shreiner, g	6-11	2-4	0-0	0/5	5	4	14	1	0	0	2	31
Jalon Pipkins	2-6	1-1	3-3	0/2	2	1	8	0	2	0	0	20
Tavon Dawson	1-7	0-1	1-2	2/1	3	0	3	0	3	0	0	10
Anthony Swan	1-5	0-4	0-0	0/0	0	0	2	2	0	0	1	15
Blair Orr	0-0	0-0	0-0	0/0	0	2	0	0	0	1	0	4
TEAM				3/1	4	1						
Totals.....	21-62	5-19	12-17	12/24	36	11	59	9	9	3	5	200
SEMO (2-2)	FG	3P	FT	Q/D	REB	E	PTS	A	TO	B	S	M
Mark Laros, f	4-9	0-0	0-0	4/5	9	2	8	1	3	1	0	24
Ray Kowalski, g	4-12	2-7	0-0	0/1	1	0	10	1	0	0	1	29
Daniel Simmons, g	3-6	1-2	1-2	0/6	6	0	8	4	1	0	3	24
Ledarius Brewer, g	6-15	4-8	4-5	0/2	2	1	20	3	1	1	1	32
Denzel Mahoney, g	7-9	2-2	2-2	0/6	6	3	18	1	1	1	1	23
Milos Vranes	0-3	0-2	0-0	0/2	2	2	0	0	2	0	1	14
Jonathan Dalton	0-0	0-0	0-0	0/0	0	2	0	5	0	0	0	19
Isaiah Gable	0-2	0-2	1-2	0/2	2	1	1	1	1	0	0	10
Donnie Lewis	0-0	0-0	0-0	0/1	1	2	0	1	0	0	0	12
Justin Carpenter	4-5	1-1	0-0	2/3	5	3	9	0	1	1	0	13
TEAM				3/2	5							
Totals.....	28-61	10-24	8-11	9/30	39	16	74	17	10	4	7	200
By Periods	1	2	Final									
CSUN	28	31	59									
SEMO	39	35	74									
FG Percentage: CSUN 33.9, SEMO 45.9 3-Point FG Percentage: CSUN 26.3, SEMO 41.7 FT Percentage: CSUN 70.6, SEMO 72.7 Cancun Challenge												





# SOUTHEAST MISSOURI BASKETBALL



## BOX SCORES

### GAME #5 - Montana State 88, Southeast Missouri 82

November 22, 2017 / Hard Rock Hotel / Riviera Maya, Mexico

SEMO (2-3)	FG	3P	FT	Q/D	REB	E	PTS	A	TO	B	S	M
Mark Laros, f	1-1	0-0	0-0	1/2	3	1	2	0	0	1	0	14
Ray Kowalski, g	1-4	0-2	1-1	0/0	0	2	3	1	2	0	0	18
Jonathan Dalton, g	3-4	1-1	5-6	0/2	2	3	12	6	5	0	1	35
Daniel Simmons, g	3-7	1-2	5-7	0/4	4	5	12	1	1	0	1	24
Denzel Mahoney, g	10-14	1-2	6-8	1/5	6	3	27	0	1	0	0	33
Milos Vranes	4-6	0-1	0-0	2/2	4	2	8	2	1	0	1	21
Donnie Lewis	0-1	0-1	0-0	0/1	1	1	0	0	0	0	0	5
Justin Carpenter	3-6	0-1	3-4	4/4	8	4	9	1	2	0	1	25
Ledarius Brewer	4-8	1-5	0-0	0/2	2	5	9	0	3	0	1	25
TEAM				0/1	1							
Totals.....	29-51	4-15	20-26	8/23	31	26	82	11	15	1	5	200
MSU (4-2)	FG	3P	FT	Q/D	REB	E	PTS	A	TO	B	S	M
Keljin Blevins, f	2-4	0-0	3-6	1/4	5	0	7	3	0	1	0	29
Sam Neumann, f	2-2	0-0	4-5	1/1	2	4	8	0	0	0	0	14
Tyler Hall, g	11-19	8-15	4-4	1/3	4	2	34	0	0	1	0	36
Herald Frey, g	3-10	0-3	2-3	0/1	1	2	8	5	2	0	2	29
Devonte Klines, g	1-2	0-0	0-1	1/2	3	3	2	2	4	0	2	26
Zach Green	1-2	0-0	3-4	0/1	1	3	5	0	0	0	0	12
Joe Mvuzolo, Jr.	2-4	0-0	0-0	2/0	2	3	4	0	1	0	0	7
Isaac Bonton	3-6	0-1	6-6	0/0	0	4	12	1	1	0	1	22
Konner Frey	2-5	0-1	2-3	1/5	6	3	6	1	2	0	1	21
Luke Schultz	0-0	0-0	2-2	2/0	2	0	2	0	0	0	0	4
TEAM												
Totals.....	27-54	8-20	26-34	9/17	26	24	88	12	11	2	6	200
By Periods	1	2	Final									
Southeast Missouri	34	48	82									
Montana State	41	47	88									

### GAME #6 - N.C. Central 77, Southeast Missouri 70

November 26, 2017 / Show Me Center / Cape Girardeau, Mo.

NCC (3-5)	FG	3P	FT	Q/D	REB	E	PTS	A	TO	B	S	M
Zacary Douglas, f	1-3	1-2	0-2	0/6	6	1	3	0	0	1	1	23
Reggie Gardner, Jr., f	3-12	1-8	3-4	0/1	1	3	10	1	1	0	1	30
Raasean Davis, c	9-12	0-0	2-5	2/8	10	4	20	0	1	1	1	34
C.J. Wiggins, g	4-8	3-4	0-1	0/2	2	0	11	3	2	0	0	33
Brandon Goldsmith, g	0-0	0-0	2-2	1/1	2	1	2	0	0	0	0	8
Larry McKnight, Jr.	0-1	0-1	0-0	0/1	1	1	0	0	0	0	0	6
Jordan Perkins	5-10	0-2	3-4	0/3	3	4	13	7	4	0	2	33
Alston Jones	3-4	0-0	2-2	0/1	1	4	8	1	3	0	0	10
Pablo Rivas	2-3	2-2	2-2	0/2	2	3	8	0	0	1	2	18
Dominique Reid	1-1	0-0	0-0	0/1	1	1	2	0	1	1	0	5
TEAM				1/4	5							
Totals.....	28-54	7-19	14-22	4/30	34	22	77	12	12	4	7	200
SEMO (2-4)	FG	3P	FT	Q/D	REB	E	PTS	A	TO	B	S	M
Milos Vranes, f	1-6	1-3	0-0	1/6	7	2	3	0	4	0	0	19
Justin Carpenter, f	5-10	1-2	3-5	4/7	11	3	14	1	0	0	1	27
Jonathan Dalton, g	1-3	0-1	3-4	0/3	3	4	5	5	1	0	2	29
Ledarius Brewer, g	3-12	1-4	2-2	1/1	2	4	9	0	2	0	1	28
Denzel Mahoney, g	6-19	1-7	2-2	2/3	5	4	15	1	2	0	0	33
Ray Kowalski	1-2	0-1	2-2	0/1	1	0	4	1	1	0	0	16
Isaiah Gable	0-0	0-0	0-0	0/0	0	0	0	0	0	0	0	0+
Donnie Lewis	0-0	0-0	1-2	1/0	1	0	1	0	0	0	0	9
Daniel Simmons	4-9	1-2	6-8	2/2	4	1	15	2	2	0	2	26
Mark Laros	1-2	0-0	2-2	2/2	4	0	4	1	0	0	1	13
TEAM				2/2	4							
Totals.....	22-63	5-20	21-27	15/27	42	18	70	11	12	0	7	200
By Periods	1	2	Final									
N.C. Central	41	36	77									
Southeast Missouri	32	38	70									

FG Percentage: NCC 51.9, SEMO 34.9 3-Point FG Percentage: NCC 36.8, SEMO 25.0  
FT Percentage: NCC 63.6, SEMO 77.8 Attendance: 645

### GAME #7 - Southeast Missouri 83, Hannibal-LaGrange 59

November 28, 2017 / Show Me Center / Cape Girardeau, Mo.

HLG	FG	3P	FT	Q/D	REB	E	PTS	A	TO	B	S	M
Tyrone Hueitt, f	6-10	0-1	1-2	0/0	0	3	13	0	3	2	0	29
Brady Smith, f	9-13	2-3	1-2	2/2	4	2	21	3	3	2	1	31
Tim Pace, g	4-11	0-3	1-3	0/5	5	2	9	3	3	1	1	30
Lincoln Elbe, g	1-7	0-5	0-0	0/2	2	1	2	4	1	1	2	30
Demetrius Early, g	2-6	2-5	2-4	1/7	8	2	8	1	1	0	0	30
Adam Ingle	0-1	0-0	0-0	0/1	1	0	0	0	1	0	0	6
Clay Thebeau	0-0	0-0	0-0	1/0	1	1	0	0	2	0	0	4
Trevor Ison	3-7	0-0	0-1	2/2	4	5	6	0	1	0	0	15
Tyler Ison	0-1	0-0	0-0	0/0	0	0	0	0	0	0	1	2
Bruce Ogalat	0-1	0-0	0-0	1/1	2	0	0	0	0	0	0	2
Reed Plunkett	0-1	0-1	0-0	0/0	0	0	0	1	1	0	0	5
Izack Hively	0-0	0-0	0-0	1/0	1	3	0	1	2	0	0	16
TEAM				1/4	5							
Totals.....	25-58	4-18	5-12	9/24	33	19	59	13	18	6	5	200
SEMO (3-4)	FG	3P	FT	Q/D	REB	E	PTS	A	TO	B	S	M
Milos Vranes, f	1-5	0-2	1-2	2/1	3	1	3	0	0	1	0	13
Justin Carpenter, c	2-4	0-0	2-2	0/4	4	3	6	0	2	1	1	20
Jonathan Dalton, g	0-1	0-1	0-0	1/2	3	1	0	2	0	0	2	24
Ledarius Brewer, g	6-9	2-3	1-2	0/3	3	1	15	2	2	0	1	26
Denzel Mahoney, g	9-16	3-4	6-7	1/1	2	1	27	3	0	0	1	24
Ray Kowalski	1-5	0-3	0-0	0/1	1	1	2	1	1	0	1	17
Isaiah Gable	2-4	1-3	3-4	0/10	10	2	8	0	2	0	0	19
Donnie Lewis	0-0	0-0	0-0	0/0	0	0	0	3	1	0	2	16
Daniel Simmons	5-13	0-3	2-2	1/2	3	1	12	3	1	0	1	21
Mark Laros	5-6	0-0	0-2	3/2	5	1	10	0	0	1	1	20
TEAM				2/1	3							
Totals.....	31-63	6-19	15-21	10/27	37	12	83	14	10	3	10	200
By Periods	1	2	Final									
Hannibal-LaGrange	33	26	59									
Southeast Missouri	33	50	83									

FG Percentage: HLG 43.1, SEMO 49.2 3-Point FG Percentage: HLG 22.2, SEMO 31.6  
FT Percentage: HLG 41.7, SEMO 71.4 Attendance: 815

### GAME #8 - Southeast Missouri 86, N.C. Central 77

December 2, 2017 / McDougald-McLendon Arena / Durham, N.C.

SEMO (4-4)	FG	3P	FT	Q/D	REB	E	PTS	A	TO	B	S	M
Milos Vranes, f	4-7	1-2	1-2	1/3	4	3	10	1	1	2	0	26
Justin Carpenter, f	8-8	1-1	3-3	1/5	6	3	20	3	1	0	1	26
Jonathan Dalton, g	1-2	0-1	1-2	2/1	3	2	3	5	3	0	1	33
Ledarius Brewer, g	5-13	1-4	1-3	1/3	4	1	12	3	1	0	1	32
Denzel Mahoney, g	5-9	1-1	8-11	1/4	5	3	19	1	1	0	2	23
Ray Kowalski	1-3	1-2	0-0	1/2	3	2	3	1	1	0	0	16
Isaiah Gable	3-3	3-3	0-0	0/0	0	1	9	0	0	0	0	12
Donnie Lewis	0-0	0-0	0-0	1/0	1	1	0	1	0	0	0	7
Daniel Simmons	4-10	2-2	0-1	0/4	4	0	10	3	2	0	1	25
TEAM				0/1	1							
Totals.....	31-55	10-16	14-22	8/23	31	16	86	18	10	2	6	200
NCC (4-6)	FG	3P	FT	Q/D	REB	E	PTS	A	TO	B	S	M
Zacary Douglas, f	0-1	0-0	0-0	0/2	2	2	0	0	2	0	0	7
Raasean Davis, c	5-7	0-0	1-1	2/2	4	1	11	0	3	1	1	29
C.J. Wiggins, g	1-4	0-1	0-0	0/0	0	1	2	2	0	0	0	23
Brandon Goldsmith, g	3-6	0-0	0-0	2/0	2	1	6	0	1	0	0	14
Reggie Gardner, Jr., g	6-13	3-8	11-12	0/1	1	3	26	2	2	0	0	33
Larry McKnight, Jr.	0-0	0-0	0-0	0/0	0	2	0	0	0	0	0	3
Jordan Perkins	0-8	0-2	1-2	1/1	2	3	1	10	4	0	0	30
Alston Jones	4-4	0-0	0-0	0/1	1	0	8	0	0	0	0	17
Pablo Rivas	8-11	2-4	1-4	2/10	12	3	19	2	0	1	1	30
Dominique Reid	2-3	0-0	0-0	0/4	4	4	4	1	1	0	0	14
TEAM				1/1	2							
Totals.....	29-57	5-15	14-19	8/22	30	20	77	17	13	2	2	200
By Periods	1	2	Final									
Southeast Missouri	38	48	86									
N.C. Central	35	42	77									

FG Percentage: SEMO 56.4, NCC 50.9 3-Point FG Percentage: NCC 62.5 SEMO 33.3  
FT Percentage: SEMO 63.6, NCC 73.7 Attendance: 873





# SOUTHEAST MISSOURI BASKETBALL

## BOX SCORES

### GAME #9 - Southeast Missouri 91, UMKC 87

December 6, 2017 / Show Me Center / Cape Girardeau, Mo.

UMKC (3-7)	FG	3P	FT	Q/D	REB	E	PTS	A	TO	B	S	M
Jordan Giles, f	1-3	0-2	0-0	0/2	2	3	2	0	1	0	1	14
Aleer Leek, f	1-3	1-1	0-0	2/3	5	4	3	0	1	5	0	16
Xavier Bishop, g	5-10	1-3	7-11	1/0	1	5	18	5	3	0	0	31
Isaiah Ross, g	2-12	2-8	0-0	1/0	1	3	6	3	2	0	1	27
Broderick Robinson, g	8-19	5-10	3-3	2/8	10	2	24	3	1	0	2	39
Marco Smith	1-3	0-1	0-0	1/0	1	3	2	4	0	0	0	16
Brandon McKissic	3-7	3-4	0-0	0/6	6	4	9	0	1	1	0	20
Mo Ahmed	0-0	0-0	0-0	0/0	0	0	0	0	0	0	0	0+
Robert Knar	1-1	0-0	0-0	0/1	1	0	2	0	0	0	0	2
Steve Dulle	3-5	0-1	0-0	1/1	2	0	6	1	0	0	0	12
Marvin Nesbitt Jr.	6-9	3-4	0-0	4/2	6	1	15	1	0	0	0	23
TEAM				4/2	6							
Totals	31-72	15-34	10-14	16/25	41	25	87	17	9	6	4	200
SEMO (5-4)	FG	3P	FT	Q/D	REB	E	PTS	A	TO	B	S	M
Milos Vranes, f	2-5	1-3	0-1	1/6	7	3	5	1	2	1	0	24
Justin Carpenter, f	5-12	0-1	4-6	5/6	11	0	14	2	1	3	1	25
Jonathan Dalton, g	0-2	0-0	3-4	1/1	2	2	3	10	2	0	2	34
Ledarius Brewer, g	4-11	1-4	0-0	1/0	1	2	9	1	0	1	0	16
Denzel Mahoney, g	5-7	3-3	4-5	0/3	3	4	17	1	4	0	0	30
Dondre Duffus	2-5	0-1	2-2	0/0	0	1	6	2	0	0	0	10
Ray Kowalski	5-7	4-5	2-2	1/2	3	1	16	1	0	0	0	25
Isaiah Gable	1-2	1-1	0-0	0/0	0	0	3	0	0	0	0	9
Donnie Lewis	0-0	0-0	0-0	1/1	2	1	0	0	0	0	0	6
Daniel Simmons	4-7	2-4	8-10	0/3	3	1	18	3	1	0	0	21
TEAM				1/6	7							
Totals	28-58	12-22	23-30	11/28	39	15	91	21	10	5	3	200
By Periods	1	2	Final									
UMKC	37	50	87									
Southeast Missouri	48	43	91									

FG Percentage: UMKC 43.1, SEMO 48.3 3-Point FG Percentage: UMKC 44.1, SEMO 54.5  
FT Percentage: UMKC 71.4, SEMO 76.7 Attendance: 1,586

### GAME #10 - Southeast Missouri 75, Southern Illinois 69

December 9, 2017 / SIU Arena / Carbondale, Ill.

SEMO (6-4)	FG	3P	FT	Q/D	REB	E	PTS	A	TO	B	S	M
Milos Vranes, f	4-7	2-3	4-6	2/4	6	3	14	0	1	0	1	22
Jonathan Dalton, g	0-1	0-1	4-6	0/0	0	1	4	4	0	0	0	34
Daniel Simmons, g	4-11	2-6	2-4	2/4	6	4	12	3	3	0	2	22
Ledarius Brewer, g	4-8	2-4	3-3	0/3	3	1	13	2	0	0	1	25
Denzel Mahoney, f	6-12	3-4	3-6	2/2	4	4	18	0	3	0	1	33
Dondre Duffus	2-2	1-1	3-4	0/5	5	4	8	0	4	0	3	17
Ray Kowalski	0-3	0-2	0-0	0/2	2	1	0	0	0	0	0	17
Isaiah Gable	2-6	2-5	0-1	0/1	1	1	6	0	0	0	0	20
Donnie Lewis	0-0	0-0	0-0	0/0	0	1	0	0	0	0	0	10
TEAM				1/6	7							
Totals	22-50	12-26	19-30	7/27	34	20	75	9	11	0	8	200
SIU (4-4)	FG	3P	FT	Q/D	REB	E	PTS	A	TO	B	S	M
Kavion Pippen, c	3-5	0-0	0-0	3/2	5	1	6	0	1	2	0	18
Jonathan Wiley, g	1-7	0-0	0-2	2/3	5	1	2	1	1	3	0	20
Marcus Bartley, g	1-7	1-5	0-0	0/6	6	4	3	6	2	0	0	38
Sean Lloyd, g	5-9	3-3	2-2	1/5	6	5	15	1	2	1	0	28
Armon Fletcher, g	3-6	0-1	4-7	1/7	8	4	10	1	4	0	1	28
Eric McGill	2-8	1-3	0-2	2/1	3	3	5	1	2	0	1	22
Aaron Cook	6-11	4-9	2-2	1/0	1	1	18	3	2	0	0	26
Tyler Smithpeters	3-8	2-7	0-0	0/0	0	3	8	2	0	0	1	16
Rudy Stradnieks	1-2	0-0	0-0	2/0	2	1	2	0	1	0	0	4
TEAM				2/3	5							
Totals	25-63	11-28	8-15	14/27	41	23	69	15	15	6	3	200
By Periods	1	2	Final									
Southeast Missouri	39	36	75									
Southern Illinois	25	44	69									

FG Percentage: SEMO 44.0, SIU 39.7 3-Point FG Percentage: SEMO 46.2, SIU 39.3  
FT Percentage: SEMO 63.3, SIU 53.3 Attendance: 4,493

### GAME #11 - Kansas State 89, Southeast Missouri 71

December 16, 2017 / Bramlage Coliseum / Manhattan, Kan.

SEMO (6-5)	FG	3P	FT	Q/D	REB	E	PTS	A	TO	B	S	M
Milos Vranes, F	3-4	2-3	0-0	1/5	6	2	8	1	2	0	0	19
Justin Carpenter, f	6-13	0-3	1-1	3/1	4	0	13	2	1	0	1	27
Jonathan Dalton, g	2-4	1-2	0-0	0/2	2	1	5	4	3	0	1	29
Ledarius Brewer, g	0-5	0-2	0-0	0/4	4	2	0	2	0	0	1	22
Denzel Mahoney, g	6-9	2-3	9-9	0/1	1	2	23	0	1	0	0	30
Dondre Duffus	1-3	1-1	0-0	0/0	0	4	3	1	2	0	0	16
Isaiah Gable	1-4	0-2	0-0	0/0	0	2	2	0	0	0	0	12
Donnie Lewis	0-0	0-0	0-0	0/0	0	2	0	2	0	0	1	12
Daniel Simmons	6-15	5-9	0-0	0/1	1	1	17	4	0	0	0	33
TEAM				1/0	1							
Totals	25-57	11-25	10-10	5/14	19	16	71	16	9	0	4	200
KSU (9-2)	FG	3P	FT	Q/D	REB	E	PTS	A	TO	B	S	M
Mako Mawien, f	5-6	1-1	0-0	2/2	4	1	11	1	0	1	0	21
Xavier Sneed, f	9-10	4-5	1-1	0/7	7	1	23	2	0	0	0	26
Dean Wade, f	7-8	0-1	5-8	0/3	3	3	19	1	2	0	1	19
Kamau Stokes, g	5-10	2-5	0-0	1/4	5	1	12	9	5	0	1	33
Barry Brown, g	3-10	1-5	0-0	1/3	4	0	7	7	2	1	3	37
Mawdo Sallah	0-1	0-0	0-0	0/1	1	1	0	1	1	1	0	5
Cartier Diarra	0-1	0-0	0-0	0/0	0	0	0	0	0	0	0	4
Brian Patrick	3-5	1-3	0-0	0/1	1	2	7	1	0	0	0	17
Mason Schoen	0-1	0-0	0-0	0/0	0	0	0	0	0	0	0	2
Amaad Wainright	2-3	2-3	1-4	4/5	9	0	7	3	1	0	0	24
Pierson McAtee	0-0	0-0	0-0	0/0	0	0	0	0	0	0	0	1
Levi Stockard III	1-1	0-0	1-2	0/0	0	0	3	0	0	0	0	7
Kade Kinnamon	0-0	0-0	0-0	0/0	0	0	0	0	0	1	0	1
Nigel Shadd	0-0	0-0	0-1	1/0	1	0	0	0	0	0	0	3
TEAM				1/1	2							
Totals	35-56	11-23	8-16	10/27	37	9	89	25	11	4	5	200
By Periods	1	2	Final									
Southeast Missouri	39	32	71									
Kansas State	53	36	98									

FG Percentage: SEMO 43.9, KSU 62.5 3-Point FG Percentage: SEMO 44.0, KSU 47.8  
FT Percentage: SEMO 1.00, KSU 50.0 Attendance: 7,389

### GAME #12 - Bradley 75, Southeast Missouri 67

December 20, 2017 / Show Me Center / Cape Girardeau, Mo.

BU (10-2)	FG	3P	FT	Q/D	REB	E	PTS	A	TO	B	S	M
Donte Thomas, f	2-3	0-0	2-4	2/4	6	4	6	0	4	0	2	15
Koch Bar, c	3-4	0-0	2-3	2/4	6	3	8	1	1	2	0	20
Darrell Brown, g	6-13	1-3	5-8	0/2	2	1	18	3	3	0	0	35
D. Lautier-Ogunleye, g1-6	0-2	0-0	0/2	2	2	2	2	2	0	0	1	34
Nate Kennell, g	4-10	2-6	2-2	1/1	2	2	12	5	1	1	1	34
Luqman Lundy,	0-0	0-0	0-0	0/0	0	0	0	0	0	0	0	1
Elijah Childs,	5-9	3-3	2-2	1/5	6	1	15	0	0	2	0	19
Luuk van Bree	4-8	3-4	3-4	1/5	6	3	14	1	1	0	0	25
Ryan Stipanovich	0-0	0-0	0-0	0/0	0	0	0	0	0	0	0	4
Jayden Hodgson	0-0	0-0	0-0	0/1	1	4	0	0	0	0	0	13
TEAM				0/5	5							
Totals	25-53	9-18	16-23	7/29	36	20	75	12	10	5	4	200
BU (2-1)	FG	3P	FT	Q/D	REB	E	PTS	A	TO	B	S	M
Milos Vranes, f	2-7	0-4	0-1	1/5	6	1	4	2	3	0	1	25
Justin Carpenter, c	3-5	0-0	0-2	2/1	3	4	6	0	2	0	0	17
Jonathan Dalton, g	1-3	0-1	0-0	2/2	4	2	2	3	1	0	1	37
Ledarius Brewer, g	4-9	3-6	2-2	0/7	7	4	13	2	4	0	1	31
Denzel Mahoney, g	3-12	1-4	10-12	1/4	5	4	17	1	1	0	0	33
Ray Kowalski	3-8	2-5	2-2	0/3	3	0	10	1	0	0	0	20
Isaiah Gable	3-5	3-4	0-0	0/1	1	2	9	1	0	0	0	17
Donnie Lewis	0-0	0-0	0-0	1/0	1	2	0	0	0	0	0	3
Daniel Simmons	1-5	0-1	2-3	0/0	0	1	4	1	1	0	0	11
Mark Laros	1-1	0-0	0-0	0/0	0	0	2	0	0	0	0	6
TEAM				3/2	5							
Totals	21-55	9-25	16-22	10/25	35	20	67	11	12	0	3	200
By Periods	1	2	Final									
Bradley	41	34	75									
Southeast Missouri	29	38	67									

FG Percentage: BU 47.2, 38.2 3-Point FG Percentage: 50.0, 36.0  
FT Percentage: 69.6, 72.7 Attendance: 702



# SOUTHEAST MISSOURI BASKETBALL



## BOX SCORES

### GAME #13 - Saint Louis 78, Southeast Missouri 48 December 22, 2017 / Chaifetz Arena / St. Louis, Mo.

SEMO (6-7)	FG	3P	FT	Q/D	REB	E	PTS	A	TO	B	S	M
Milos Vranes, f	3-4	1-2	0-0	1/1	2	2	7	0	1	0	0	19
Denzel Mahoney, f	3-9	1-4	5-8	1/3	4	2	12	1	1	0	0	30
Justin Carpenter, c	0-5	0-1	4-4	2/5	7	1	4	1	0	1	0	18
Jonathan Dalton, g	1-1	0-0	0-0	0/3	3	0	2	4	2	0	1	29
Ledarius Brewer, g	4-12	0-2	0-0	1/1	2	1	8	1	2	0	2	23
Ray Kowalski	0-5	0-4	0-0	0/0	0	0	0	1	0	0	0	9
Isaiah Gable	1-6	1-4	0-0	0/1	1	2	3	0	2	0	0	17
Donnie Lewis	0-0	0-0	0-0	0/0	0	1	0	0	1	0	0	18
Daniel Simmons	3-6	2-4	0-0	1/1	2	1	8	2	1	0	0	22
Mark Laros	2-5	0-0	0-0	1/2	3	1	4	0	1	0	0	15
TEAM				4/0	4							
Totals	17-53	5-21	9-12	11/17	28	11	48	10	11	1	3	200
SLU (7-6)	FG	3P	FT	Q/D	REB	E	PTS	A	TO	B	S	M
Jalen Johnson, f	1-5	1-4	0-0	0/3	3	3	3	2	1	0	0	29
Hasahn French, f	2-6	0-0	1-2	3/4	7	2	5	4	1	0	1	29
Jordan Goodwin, g	9-13	1-2	1-1	2/6	8	3	20	2	3	0	1	33
Javon Bess, g	6-10	0-1	2-3	3/7	10	2	14	5	1	1	1	32
Davell Roby, g	9-15	4-8	1-1	0/2	2	1	23	3	1	0	2	32
D.J. Foreman	0-1	0-0	0-0	0/0	0	0	0	0	0	1	0	8
Markos Psimitis	0-1	0-1	0-0	0/0	0	0	0	0	0	0	0	3
Aaron Hines	5-7	2-4	0-0	0/1	1	2	12	1	1	0	1	20
Rashed Anthony	0-0	0-0	1-2	2/3	5	0	1	0	0	4	0	14
TEAM				1/0	1							
Totals	32-58	8-20	6-9	11/26	37	13	78	17	9	6	6	200
By Periods	1	2	Final									
Southeast Missouri	23	25	48									
Saint Louis	35	43	78									

FG Percentage: SEMO 32.1, SLU 55.2 3-Point FG Percentage: SEMO 23.0, SLU 40.0  
FT Percentage: SEMO 75.0, SLU 66.7 Attendance: 8,021

### GAME #14 - Belmont 94, Southeast Missouri 72 December 28, 2017 / Show Me Center / Cape Girardeau, Mo.

BEL (9-5, 1-0)	FG	3P	FT	Q/D	REB	E	PTS	A	TO	B	S	M
Mack Mercer, f	4-5	0-1	0-0	2/3	5	4	8	2	0	0	0	14
Amanze Egekeze, f	7-7	3-3	4-4	0/3	3	2	21	0	0	0	1	24
Austin Luke, g	0-0	0-0	0-0	0/0	0	4	0	8	2	1	1	24
Dylan Windler, g	6-9	3-6	1-2	1/8	9	1	16	4	1	3	1	34
Kevin McClain, g	5-12	1-4	1-2	3/3	6	1	12	2	2	0	0	35
Grayson Murphy	2-5	0-2	0-0	0/2	2	0	4	4	0	0	1	10
Nick Hopkins	7-13	7-11	0-0	0/3	3	3	21	0	3	0	0	28
Burton Sampson	0-0	0-0	2-2	0/0	0	0	2	1	0	0	0	5
Michael Benkert	0-0	0-0	0-0	0/0	0	1	0	0	1	0	0	4
Tyler Hadden	3-6	0-1	0-0	1/2	3	4	6	0	1	0	0	14
Seth Adelsperger	2-3	0-0	0-0	0/0	0	1	4	0	0	1	0	8
TEAM				0/3	3							
Totals	36-60	14-28	8-10	7/27	34	21	94	21	10	5	4	200
SEMO (6-8, 0-1)	FG	3P	FT	Q/D	REB	E	PTS	A	TO	B	S	M
Denzel Mahoney, f	5-13	2-5	7-10	5/3	8	2	19	1	1	0	2	32
Justin Carpenter, c	2-7	0-1	0-0	2/0	2	2	4	0	0	0	0	19
Jonathan Dalton, g	1-4	0-0	1-3	0/2	2	0	3	6	1	0	2	31
Daniel Simmons, g	4-10	0-2	3-4	0/5	5	2	11	2	4	0	1	28
Ledarius Brewer, g	7-11	6-9	1-2	0/0	0	3	21	1	2	0	0	22
Ray Kowalski	1-3	0-2	0-0	0/0	0	0	2	1	1	0	1	9
Milos Vranes	0-2	0-1	0-0	1/1	2	1	0	1	1	0	0	8
Isaiah Gable	2-6	1-3	3-4	1/3	4	2	8	0	0	0	0	23
Donnie Lewis	0-0	0-0	0-0	0/0	0	0	0	1	0	0	1	9
Mark Laros	2-3	0-0	0-0	3/2	5	1	4	0	2	0	0	19
TEAM				0/1	1							
Totals	24-59	9-23	15-23	12/17	29	13	72	13	12	0	7	200
By Periods	1	2	Final									
Belmont	47	47	94									
Southeast Missouri	36	36	72									

FG Percentage: BEL 60.0, SEMO 40.7 3-Point FG Percentage: BEL 50.0, SEMO 39.1  
FT Percentage: BEL 80.0, SEMO 65.2 Attendance: 1,310

### GAME #15 - Southeast Missouri 77, Tennessee State 65 December 31, 2017 / Show Me Center / Cape Girardeau, Mo.

TSU (5-8, 0-2)	FG	3P	FT	Q/D	REB	E	PTS	A	TO	B	S	M
K. Hamilton, f	5-11	2-5	0-0	2/2	4	4	12	1	0	0	2	26
Christian Mekowulu, f	3-7	0-0	2-3	1/2	3	3	8	1	2	2	2	25
Armani Chaney, g	0-3	0-0	0-0	0/4	4	2	0	0	2	0	0	18
Delano Spencer, g	6-18	4-11	1-1	0/3	3	1	17	1	1	0	2	32
Darreon Reddick, g	3-6	0-1	5-5	0/1	1	3	11	1	3	0	1	25
Kamar McKnight	1-3	0-2	1-2	0/3	3	1	3	2	0	0	0	12
Tripp Davis	0-0	0-0	0-0	0/0	0	1	0	0	0	0	0	9
Daniel Cummings	1-3	1-2	0-0	0/1	1	3	3	1	2	0	0	16
Stokely Chaffee, Jr.	1-1	0-0	0-0	0/2	2	2	2	0	0	0	0	16
Jalen Duke	4-4	1-1	0-0	1/2	3	0	9	1	0	0	0	21
TEAM				1/2	3							
Totals	24-56	8-22	9-11	5/22	27	20	65	8	10	2	7	200
SEMO (7-8, 1-1)	FG	3P	FT	Q/D	REB	E	PTS	A	TO	B	S	M
Milos Vranes, f	4-7	3-6	1-2	1/5	6	1	12	2	3	0	1	21
Denzel Mahoney, f	4-8	2-4	12-13	3/8	11	1	22	2	2	0	2	34
Justin Carpenter, c	5-8	2-3	2-2	0/2	2	4	14	1	1	1	0	25
Jonathan Dalton, g	0-2	0-1	2-2	2/1	3	2	2	4	3	0	0	29
Ledarius Brewer, g	7-18	2-12	0-1	0/6	6	1	16	1	0	3	1	30
Ray Kowalski	0-2	0-2	0-0	0/2	2	1	0	0	1	0	0	9
Isaiah Gable	2-5	1-4	0-0	0/0	0	0	5	1	0	0	0	9
Donnie Lewis	0-0	0-0	0-0	1/2	3	3	0	4	2	0	1	20
Daniel Simmons	2-3	2-3	0-0	0/1	1	2	6	0	2	0	0	12
Mark Laros	0-0	0-0	0-0	1/2	3	0	0	0	0	0	0	11
TEAM				2/0	2							
Totals	24-53	12-35	17-20	10/29	39	15	77	15	14	4	5	200
By Periods	1	2	Final									
Tennessee State	27	38	65									
Southeast Missouri	29	48	77									

FG Percentage: TSU 42.9, SEMO 45.3 3-Point FG Percentage: TSU 36.4, SEMO 34.3  
FT Percentage: TSU 81.8, SEMO 85.0 Attendance: 615

### GAME #16 - Murray State 89, Southeast Missouri 73 January 4, 2018 / CFSB Center / Murray, Ky.

SEMO (7-9, 1-2)	FG	3P	FT	Q/D	REB	E	PTS	A	TO	B	S	M
Milos Vranes, f	3-7	2-4	2-4	3/7	10	2	10	0	1	0	0	29
Justin Carpenter, c	2-6	0-1	1-2	1/3	4	2	5	1	3	0	0	29
Jonathan Dalton, g	1-3	0-0	0-0	0/0	0	5	2	4	2	0	2	27
Ledarius Brewer, g	7-13	3-8	2-3	1/2	3	2	19	1	0	0	0	33
Denzel Mahoney, g	3-10	0-4	8-8	2/2	4	5	14	1	1	0	1	27
Ray Kowalski	1-2	1-1	0-0	1/0	1	1	3	1	1	0	0	13
Donnie Lewis	1-1	1-1	0-0	0/0	0	3	3	3	3	0	0	16
Daniel Simmons	3-8	1-1	1-1	0/3	3	1	8	2	3	0	2	18
Mark Laros	4-5	0-1	1-2	0/2	2	0	9	0	1	0	0	8
TEAM				2/2	4	1						
Totals	25-55	8-21	15-20	10/21	31	22	73	13	15	0	5	200
MUR (11-3, 3-0)	FG	3P	FT	Q/D	REB	E	PTS	A	TO	B	S	M
Terrell Miller, Jr., f	4-8	2-5	1-1	2/5	7	3	11	2	2	0	2	36
Jalen Dupree, f	4-5	0-0	2-2	0/3	3	2	10	0	3	2	1	21
Jonathan Stark, g	9-16	4-7	14-14	0/1	1	1	36	3	1	0	1	38
Shaq Buchanan, g	3-7	0-1	0-0	0/3	3	2	6	0	2	1	0	24
Ja Morant, g	6-10	1-2	4-7	3/2	5	1	17	7	2	0	5	33
Brion Sanchious	1-1	0-0	0-0	1/2	3	4	2	0	0	0	0	10
Devin Gilmore	0-0	0-0	0-0	0/0	0	0	0	0	0	0	0	1
Brion Whitley	0-0	0-0	0-0	0/0	0	0	0	0	0	0	0	1
Jachai Taylor	0-1	0-0	0-0	0/0	0	0	0	0	0	0	0	1
Anthony Smith	0-1	0-0	0-0	2/4	6	4	0	0	2	0	0	13
Byron Hawkins	2-5	1-2	2-2	0/1	1	2	7	0	0	0	0	21
Zach Hopewell	0-0	0-0	0-4	0/0	0	0	0	0	0	0	0	1
TEAM				0/2	2							
Totals	29-54	8-17	23-30	8/23	31	19	89	12	12	3	9	200
By Periods	1	2	Final									
Southeast Missouri	34	39	73									
Murray State	45	44	89									

FG Percentage: SEMO 45.5, MUR 53.7 3-Point FG Percentage: SEMO 38.1, MUR 47.1  
FT Percentage: SEMO 75.0, MUR 76.7 Attendance: 2,728



PROTECT  
THIS HOUSE





# SOUTHEAST MISSOURI BASKETBALL

## BOX SCORES

### GAME #17 - Austin Peay 76, Southeast Missouri 71 January 6, 2018 / Dunn Center / Clarksville, Tenn.

SEMO (7-10, 1-3)	FG	3P	FT	Q/D	REB	F	PTS	A	TO	B	S	M
Milos Vranes, f	2-5	2-5	1-2	1/4	5	5	7	0	2	0	0	35
Justin Carpenter, f	1-3	0-0	0-0	1/1	2	3	2	1	2	0	1	15
Jonathan Dalton, g	3-4	1-1	0-0	2/1	3	1	7	9	3	0	0	33
Ledarius Brewer, g	5-15	4-9	4-6	0/1	1	2	18	1	1	1	2	33
Denzel Mahoney, g	7-11	4-6	6-6	1/5	6	3	24	0	3	1	0	26
Ray Kowalski	0-0	0-0	0-0	0/0	0	0	0	0	0	0	1	6
Donnie Lewis	0-0	0-0	0-0	0/0	0	2	0	2	0	0	0	12
Daniel Simmons	5-10	0-3	1-3	0/2	2	3	11	1	1	0	0	22
Mark Laros	1-3	0-0	0-0	2/1	3	2	2	0	0	0	0	13
TEAM				0/1	1							
Totals.....	24-51	11-24	12-17	7/16	23	21	71	14	12	2	4	200
APSU (9-7, 4-0)	FG	3P	FT	Q/D	REB	F	PTS	A	TO	B	S	M
Chris Porter-Buntun, f	3-11	2-7	3-4	1/2	3	4	11	1	1	0	2	23
Terry Taylor, f	9-14	2-6	9-11	9/5	14	1	29	1	2	0	0	35
Averyl Ugba, f	5-6	1-2	2-4	5/3	8	4	13	0	2	0	0	21
Tre' Ivory, g	3-9	0-2	0-0	1/3	4	0	6	6	3	0	0	33
Dayton Gumm, g	2-6	0-3	0-1	1/2	3	0	4	2	1	0	1	27
Acodyan McCarthy	0-0	0-0	0-0	0/0	0	0	0	0	1	0	0	1
Ivan Cucak	0-0	0-0	0-0	0/0	0	2	0	0	0	0	1	6
Richard Henderson	2-5	0-0	0-0	2/1	3	3	4	0	2	0	0	10
Steve Harris	3-6	0-2	0-0	1/3	4	0	6	1	0	0	0	24
Zach Glotta	1-5	1-3	0-0	0/1	1	1	3	2	1	0	0	20
TEAM				2/2	4							
Totals.....	28-62	6-25	14-20	22/22	44	15	76	13	13	0	4	200
By Periods	1	2	Final									
Southeast Missouri	27	44	71									
Austin Peav	36	40	76									

FG Percentage: SEMO 47.1, APSU 45.2 3-Point FG Percentage: SEMO 45.8, APSU 24.0  
FT Percentage: SEMO 70.5, APSU 70.0 Attendance: 1,825

### GAME #18 - Southeast Missouri 78, Morehead State 75 January 11, 2018 / Show Me Center / Cape Girardeau, Mo.

MOR (4-12, 0-5)	FG	3P	FT	Q/D	REB	E	PTS	A	TO	B	S	M
Malek Green, f	2-3	0-0	3-3	3/3	6	3	7	0	0	0	0	20
Lamontray Harris, f	7-14	1-4	0-0	1/9	10	2	15	1	3	0	0	31
A.J. Hicks, g	8-14	1-5	4-6	0/1	1	1	21	5	3	0	2	34
Jordan Walker, g	2-7	0-3	5-7	1/2	3	4	9	3	1	0	2	37
Djimon Henson, g	1-6	0-4	0-0	1/2	3	4	2	1	3	0	0	28
Londell King	3-6	0-2	0-0	4/2	6	5	6	0	2	0	1	23
De'von Cooper	5-7	5-7	0-0	1/4	5	1	15	0	2	0	1	21
Alonzo Chatman	0-1	0-0	0-1	0/0	0	2	0	0	3	0	0	6
TEAM				1/1	2							
Totals.....	28-58	7-25	12-17	12/24	36	22	75	10	17	0	6	200
SEMO (8-10, 2-3)	FG	3P	FT	Q/D	REB	E	PTS	A	TO	B	S	M
Denzel Mahoney, f	8-15	3-9	3-5	1/3	4	4	22	1	1	1	1	28
Mark Laros, c	5-7	0-1	1-2	3/5	8	1	11	1	1	1	1	33
Jonathan Dalton, g	4-9	1-6	1-2	0/2	2	1	10	6	3	0	1	39
Donnie Lewis, g	0-2	0-2	2-3	0/2	2	2	2	2	1	0	0	25
Ledarius Brewer, g	4-8	2-6	6-7	0/3	3	3	16	1	2	0	1	33
Justin Carpenter	0-1	0-1	2-2	2/2	4	3	2	0	3	0	0	13
Daniel Simmons	5-9	2-4	3-4	1/2	3	5	15	0	2	0	1	29
TEAM				1/3	4							
Totals.....	26-51	8-29	18-25	8/22	30	19	78	11	13	2	5	200
By Periods	1	2	Final									
Morehead State	28	47	75									
Southeast Missouri	37	41	78									

FG Percentage: MOR 48.3, SEMO 51.0 3-Point FG Percentage: MOR 28.0, SEMO 27.6  
FT Percentage: MOR 70.6, SEMO 72.0 Attendance: 915

### GAME #19 - Eastern Kentucky 91, Southeast Missouri 86 January 13, 2018 / Show Me Center / Cape Girardeau, Mo.

EKU (8-11, 2-4)	FG	3P	FT	Q/D	REB	E	PTS	A	TO	B	S	M
DeAndre Dishman, f	7-13	0-0	3-3	2/2	4	1	17	0	2	1	0	28
Nick Mayo, f	4-6	3-3	0-0	0/5	5	4	11	5	0	1	0	27
Djuanta Weaver, g	4-6	3-4	4-4	0/5	5	3	15	0	1	0	1	23
JacQuess Hobbs, g	3-5	2-3	0-0	0/0	0	0	8	0	0	0	0	8
Dedric Boyd, g	1-10	0-9	7-8	0/4	4	2	9	5	3	0	2	35
Peyton Broughton	2-5	1-2	0-0	1/0	1	0	5	2	0	0	0	15
Dillon Avare	0-3	0-3	0-0	0/1	1	1	0	2	2	0	1	18
A.J. Youngman	2-3	2-3	0-0	0/1	1	5	6	0	2	0	0	18
Zach Charles	1-1	0-0	0-0	0/3	3	3	2	1	0	0	1	12
Jackson Davis	5-12	1-2	7-7	4/1	5	0	18	0	0	0	0	16
TEAM				0/0	0							
Totals.....	29-64	12-29	21-22	7/22	29	19	91	15	10	2	5	200
SEMO (8-11, 2-4)	FG	3P	FT	Q/D	REB	E	PTS	A	TO	B	S	M
Denzel Mahoney, f	7-16	2-7	9-10	2/7	9	3	25	3	3	0	1	38
Mark Laros, c	1-3	0-1	0-0	2/3	5	0	2	0	2	1	0	11
Jonathan Dalton, g	5-8	2-4	1-2	1/2	3	1	13	5	3	0	0	39
Donnie Lewis, g	1-1	0-0	0-0	0/0	0	2	2	3	1	0	1	12
Ledarius Brewer, g	4-12	4-10	1-2	0/5	5	1	13	1	3	0	2	34
Milos Vranes	2-3	1-2	0-0	0/2	2	3	5	1	0	0	0	16
Justin Carpenter	2-5	0-0	0-1	3/4	7	4	4	0	1	0	1	22
Daniel Simmons	8-12	2-4	4-6	0/3	3	3	22	1	3	0	1	28
TEAM				1/2	3							
Totals.....	30-60	11-28	15-21	9/28	37	17	86	14	16	1	6	200
By Periods	1	2	Final									
Eastern Kentucky	44	47	91									
Southeast Missouri	36	50	86									

FG Percentage: ECU 45.3, SEMO 50.0 3-Point FG Percentage: ECU 41.4, SEMO 39.3  
FT Percentage: ECU 95.5, SEMO 71.4 Attendance: 1,206

### GAME #20 - Southeast Missouri 86, SIU Edwardsville 74 January 1, 2018 / Vadalabene Center / Edwardsville, Ill.

SEMO (9-11, 3-4)	FG	3P	FT	Q/D	REB	E	PTS	A	TO	B	S	M
Milos Vranes, f	1-2	0-1	1-2	0/1	1	2	3	1	2	0	1	15
Jonathan Dalton, g	2-4	2-2	2-3	1/2	3	3	8	7	1	0	2	32
Justin Carpenter, c	2-6	0-1	1-2	1/2	3	3	5	0	1	1	0	17
Ledarius Brewer, g	3-14	1-7	4-5	1/5	6	0	11	0	1	0	1	29
Denzel Mahoney, f	9-14	5-7	13-15	2/5	7	4	36	1	3	0	0	34
Ray Kowalski	2-4	2-4	2-2	0/0	0	1	8	1	0	0	0	15
Donnie Lewis	0-0	0-0	0-0	1/0	1	0	0	2	0	0	0	8
Daniel Simmons	3-7	1-2	0-0	0/3	3	1	7	2	1	0	3	27
Mark Laros	4-4	0-0	0-0	1/3	4	3	8	2	2	0	0	23
TEAM				3/4	7							
Totals.....	26-55	11-24	23-29	10/25	35	17	86	16	11	1	7	200
SIUE (7-11, 3-4)	FG	3P	FT	Q/D	REB	E	PTS	A	TO	B	S	M
Christian Ellis, *	2-8	0-0	2-2	0/5	5	5	6	5	2	0	2	29
David McFarland, *	7-18	5-14	3-4	4/5	9	2	22	1	0	0	1	32
Justin Benton, *	3-6	3-6	1-3	1/1	2	2	10	5	2	1	0	37
Jalen Henry, *	3-10	1-6	4-8	3/5	8	3	11	1	2	2	0	24
Keenan Simmons, *	3-4	0-0	0-0	2/2	4	3	6	2	1	1	1	22
D.J. Jackson	2-3	0-1	1-2	1/2	3	2	5	0	0	0	0	9
Daniel Kinchen	1-7	1-5	3-4	0/0	0	1	6	2	2	0	0	23
Bill Awet	0-1	0-0	0-0	0/1	1	1	0	0	0	1	0	5
Brandon Jackson	4-6	0-1	0-0	0/3	3	2	8	0	1	0	0	19
TEAM				3/0	3							
Totals.....	25-63	10-33	14-23	14/24	38	21	74	16	10	5	4	200
By Periods	1	2	Final									
Southeast Missouri	35	51	86									
SIU Edwardsville	28	46	74									

FG Percentage: SEMO 47.3, SIUE 39.7 3-Point FG Percentage: SEMO 45.8, SIUE 30.3  
FT Percentage: SEMO 79.3, SIUE 60.9 Attendance: 1,147



# SOUTHEAST MISSOURI BASKETBALL



## BOX SCORES

### GAME #21 - Southeast Missouri 86, Eastern Illinois 74 January 20, 2018 / Lantz Arena / Charleston, Ill.

SEMO (10-11, 4-4)	FG	3P	FT	Q/D	REB	E	PTS	A	TO	B	S	M
Milos Vranes, f	1-7	1-5	0-0	1/1	2	0	3	3	0	0	0	20
Justin Carpenter, f	10-16	1-1	3-4	3/1	4	2	24	1	0	0	1	30
Jonathan Dalton, g	2-8	2-6	4-4	0/2	2	2	10	6	1	0	2	37
Ledarius Brewer, g	3-10	0-3	6-6	1/6	7	3	12	1	1	0	1	32
Denzel Mahoney, g	2-4	2-4	2-2	1/4	5	3	8	2	2	0	1	30
Ray Kowalski	0-0	0-0	0-0	0/1	1	0	0	1	2	0	0	11
Donnie Lewis	1-1	1-1	0-0	0/0	0	0	3	1	1	0	1	4
Daniel Simmons	8-9	5-6	5-6	0/5	5	2	26	5	1	0	0	27
Mark Laros	0-1	0-0	0-0	1/1	2	2	0	0	0	0	0	9
TEAM				0/1	1				2			
Totals	27-56	12-26	20-22	7/22	29	14	86	20	10	0	6	200
EIU (7-12, 3-5)	FG	3P	FT	Q/D	REB	E	PTS	A	TO	B	S	M
Ray Crossland, f	4-8	1-2	2-4	2/5	7	3	11	3	3	2	2	33
Jajuan Starks, f	7-11	0-2	3-4	1/2	3	1	17	1	3	0	1	27
Musa Dama, f	5-8	0-0	6-8	4/8	12	4	16	2	3	2	0	26
Mack Smith, g	6-10	5-8	0-0	1/5	6	5	17	2	1	0	0	31
Montell Goodwin, g	5-17	2-10	1-2	1/1	2	2	13	5	1	0	0	39
Logan Koch	0-2	0-2	0-0	0/0	0	0	0	3	1	0	0	18
Lucas Jones	0-1	0-0	0-0	0/0	0	1	0	0	2	0	0	12
Aboubacar Diallo	0-1	0-0	0-0	2/1	3	1	0	0	0	0	0	14
TEAM				0/1	1							
Totals	27-58	8-24	12-18	11/23	34	17	74	16	14	4	3	200
By Periods	1	2	Final									
Southeast Missouri	36	50	86									
Eastern Illinois	43	31	74									

FG Percentage: SEMO 48.2, EIU 46.6 3-Point FG Percentage: SEMO 46.2, EIU 33.3  
FT Percentage: SEMO 90.9, EIU 66.7 Attendance: 1,369

### GAME #22 - Tennessee Tech 76, Southeast Missouri 65 January 25, 2018 / Eblen Center / Cookeville, Tenn.

SEMO (10-12, 4-5)	FG	3P	FT	Q/D	REB	E	PTS	A	TO	B	S	M
Milos Vranes, f	2-4	1-2	0-0	1/2	3	1	5	0	3	0	0	20
Justin Carpenter, f	1-5	0-2	1-2	1/4	5	3	3	0	0	0	0	19
Jonathan Dalton, g	3-3	1-1	0-2	0/2	2	2	7	6	4	0	0	33
Ledarius Brewer, g	3-11	1-7	6-6	1/1	2	0	13	0	2	1	0	29
Denzel Mahoney, g	6-12	4-6	3-4	1/2	3	2	19	0	1	0	4	36
Ray Kowalski	1-1	1-1	2-2	0/1	1	0	5	0	1	0	0	17
Donnie Lewis	0-0	0-0	0-0	0/0	0	1	0	2	0	0	0	7
Daniel Simmons	5-11	2-6	1-4	0/1	1	3	13	1	0	0	2	23
Mark Laros	0-2	0-1	0-0	0/3	3	3	0	2	0	0	2	16
TEAM				0/3	3							
Totals	21-49	10-26	13-20	4/19	23	15	65	11	11	1	8	200
TTU (14-8, 6-3)	FG	3P	FT	Q/D	REB	E	PTS	A	TO	B	S	M
Courtney Alexander, f	3-5	0-0	0-1	4/3	7	2	6	1	2	0	0	34
Mason Ramsey, f	5-10	0-0	0-0	2/1	3	4	10	0	3	1	0	30
Micaiah Henry, c	1-2	0-0	0-0	1/2	3	2	2	0	2	2	0	15
Shaq Calhoun, g	6-13	2-8	0-0	3/3	6	2	14	3	4	0	1	27
Kajon Mack, g	8-16	4-7	2-2	3/5	8	1	22	4	1	1	2	40
Corey Tiller	0-2	0-2	0-0	0/0	0	0	0	0	0	0	0	5
Curtis Phillips	5-13	1-6	8-8	1/9	10	0	19	6	3	1	2	35
Cade Crosland	1-2	1-2	0-0	0/0	0	4	3	4	0	0	1	14
TEAM				2/4	6							
Totals	29-63	8-25	10-11	16/27	43	15	76	18	15	5	6	200
By Periods	1	2	Final									
Southeast Missouri	33	32	65									
Tennessee Tech	29	47	76									

FG Percentage: SEMO 42.9, TTU 46.0 3-Point FG Percentage: SEMO 38.5, 32.0  
FT Percentage: 65.0, 90.9 Attendance: 1,936

### GAME #23 - Jacksonville State 78, Southeast Missouri 60 January 27, 2018 / Pete Mathews Coliseum / Jacksonville, Ala.

SEMO (10-13, 4-6)	FG	3P	FT	Q/D	REB	E	PTS	A	TO	B	S	M
Milos Vranes, f	1-3	1-2	0-0	0/0	0	2	3	1	3	0	1	13
Justin Carpenter, c	4-8	0-0	4-6	2/1	3	3	12	1	2	0	0	23
Jonathan Dalton, g	0-1	0-1	5-7	1/0	1	0	5	2	4	0	3	32
Ledarius Brewer, g	4-8	1-5	0-0	0/4	4	2	9	1	2	1	1	30
Denzel Mahoney, g	4-12	3-8	6-8	2/1	3	2	17	0	1	0	0	32
Ray Kowalski	1-3	1-3	0-0	0/1	1	4	3	1	1	0	0	21
Donnie Lewis	0-1	0-1	0-0	1/1	2	1	0	4	0	0	0	8
Daniel Simmons	3-10	2-5	1-2	0/4	4	2	9	1	2	0	1	24
Mark Laros	1-1	0-0	0-0	0/1	1	2	2	0	1	0	0	17
TEAM				1/6	7				1			
Totals	18-47	8-25	16-23	7/19	26	18	60	11	17	1	6	200
JSU (16-7, 7-3)	FG	3P	FT	Q/D	REB	E	PTS	A	TO	B	S	M
Jamall Gregory, *	4-10	2-5	2-2	0/3	3	2	12	6	1	1	3	31
Norbertas Giga, *	2-6	1-3	0-0	2/7	9	3	5	3	5	1	1	27
Jason Burnell, *	4-5	0-1	3-4	1/1	2	3	11	1	2	1	2	20
Malcolm Drumwright, *	4-12	3-7	0-0	0/2	2	1	11	5	1	0	0	31
Christian Cunningham, *	3-7	0-0	4-6	8/7	15	3	10	0	3	0	0	27
Maurice Dunlap	0-0	0-0	0-0	0/0	0	0	0	0	0	0	0	2
Mohamed Abuarisha	0-1	0-1	0-0	0/1	1	0	0	0	0	0	0	1
Tyrik Edwards	0-0	0-0	0-0	0/0	0	2	0	1	0	0	0	8
Deon Wright	0-0	0-0	2-2	0/0	0	0	2	0	0	0	0	1
Des Curry	0-0	0-0	0-0	0/0	0	0	0	0	0	0	0	2
Jacara Cross	0-0	0-0	0-0	0/1	1	0	0	0	0	0	0	3
Marlon Hunter	9-12	0-1	4-5	2/1	3	3	22	1	0	0	1	21
Cam Martin	1-2	0-1	0-0	0/0	0	2	2	1	0	0	0	8
Ashton Spears	1-2	1-2	0-0	0/1	1	2	3	1	1	0	1	18
TEAM				1/1	2				2			
Totals	28-57	7-21	15-19	14/25	39	21	78	19	15	3	8	200
By Periods	1	2	Final									
Southeast Missouri	27	33	60									
Jacksonville State	39	39	78									

FG Percentage: SEMO 38.3, JSU 49.1 3-Point FG Percentage: SEMO 32.0, JSU 33.3  
FT Percentage: SEMO 69.6, JSU 78.9 Attendance: 2,688

### GAME #24 - Murray State 87, Southeast Missouri 75 February 1, 2018 / Show Me Center / Cape Girardeau, Mo.

MUR (17-5, 9-2)	FG	3P	FT	Q/D	REB	E	PTS	A	TO	B	S	M
Terrell Miller, Jr., f	5-13	4-10	1-4	1/3	4	1	15	1	2	1	1	39
Jalen Dupree, f	1-2	0-0	2-2	2/3	5	4	4	0	1	0	0	13
Jonathan Stark, g	11-20	5-10	2-3	0/3	3	3	29	4	2	0	0	39
Shaq Buchanan, g	0-4	0-0	0-0	1/2	3	1	0	0	1	0	1	23
Ja Morant, g	8-12	1-2	6-7	3/6	9	4	23	4	5	1	2	38
Brion Sanchious	1-1	0-0	0-2	0/2	2	3	2	0	1	0	1	11
Anthony Smith	2-3	0-0	1-2	1/4	5	3	5	0	2	2	1	18
Byron Hawkins	2-3	1-1	4-4	0/3	3	2	9	1	1	0	1	19
TEAM				1/3	4							
Totals	30-58	11-23	16-24	9/29	38	21	87	10	15	4	7	200
SEMO (10-14, 4-7)	FG	3P	FT	Q/D	REB	E	PTS	A	TO	B	S	M
Denzel Mahoney, f	11-26	2-7	6-7	4/4	8	3	30	0	1	0	3	38
Justin Carpenter, c	1-3	0-0	0-2	4/1	5	2	2	0	2	2	0	21
Jonathan Dalton, g	4-6	1-2	1-2	1/2	3	3	10	2	2	0	2	26
Daniel Simmons, g	4-14	1-5	4-4	2/0	2	3	13	2	2	0	2	28
Ledarius Brewer, g	7-13	1-6	3-4	1/6	7	5	18	1	2	0	0	32
Ray Kowalski	0-2	0-1	0-0	0/0	0	0	0	0	0	0	0	17
Milos Vranes	0-1	0-1	0-0	0/2	2	0	0	0	1	0	0	8
Donnie Lewis	0-0	0-0	0-0	0/2	2	2	0	0	1	0	0	11
Mark Laros	1-3	0-0	0-0	1/2	3	1	2	0	0	0	1	19
TEAM				2/4	6							
Totals	28-68	5-22	14-19	15/23	38	19	75	5	11	2	8	200
By Periods	1	2	Final									
Murray State	32	55	87									
Southeast Missouri	34	41	75									

FG Percentage: MUR 51.7, SEMO 41.2 3-Point FG Percentage: MUR 47.8, SEMO 22.7  
FT Percentage: MUR 66.7, SEMO 73.7 Attendance: 2,035



# SOUTHEAST MISSOURI BASKETBALL

## BOX SCORES

### GAME #25 - Austin Peay 96, Southeast Missouri 81

February 3, 2018 / Show Me Center / Cape Girardeau, Mo.

APSU (14-10, 9-3)	FG	3P	FT	Q/D	REB	E	PTS	A	TO	B	S	M
Chris Porter-Bunton, f	3-5	3-4	0-0	1/1	2	3	9	3	2	0	1	20
Averyl Ugba, f	11-16	1-3	5-5	3/5	8	3	28	3	0	2	0	33
Tre' Ivory, g	0-2	0-0	0-0	0/2	2	3	0	4	1	0	0	22
Dayton Gumm, g	5-10	2-2	2-2	0/3	3	1	14	6	1	0	1	30
Terry Taylor, g	9-15	1-3	0-0	4/8	12	3	19	2	1	2	0	34
Acodyan McCarthy	0-0	0-0	0-0	0/0	0	0	0	0	0	0	0	1
Ivan Cucak	0-1	0-0	0-0	1/0	1	1	0	1	1	0	0	3
Richard Henderson	0-2	0-0	0-1	0/2	2	0	0	0	0	0	0	8
Steve Harris	2-6	1-1	2-4	0/0	0	3	7	3	2	0	0	23
Zach Glotta	7-10	3-6	2-2	0/2	2	4	19	1	2	0	0	26
TEAM				2/0	2							
Totals	37-67	11-19	11-14	11/23	34	21	96	23	10	4	2	200
SEMO (10-15, 4-8)	FG	3P	FT	Q/D	REB	E	PTS	A	TO	B	S	M
Denzel Mahoney, f	7-18	1-6	5-6	2/3	5	4	20	0	3	0	0	30
Justin Carpenter, c	0-1	0-0	0-0	0/0	0	1	0	0	0	0	0	5
Jonathan Dalton, g	1-2	0-1	4-6	0/0	0	1	6	6	1	0	0	31
Daniel Simmons, g	7-13	0-3	4-7	1/6	7	3	18	3	3	1	1	29
Ledarius Brewer, g	4-7	3-6	0-0	0/3	3	1	11	2	2	1	2	29
Ray Kowalski	4-4	3-3	0-0	0/2	2	1	11	0	1	0	0	19
Milos Vranes	2-4	1-2	0-0	2/4	6	4	5	0	2	0	0	28
Donnie Lewis	0-0	0-0	0-0	0/0	0	0	0	2	0	0	0	9
Mark Laros	5-5	0-0	0-1	1/2	3	3	10	0	2	2	0	20
TEAM				0/1	1							
Totals	30-54	8-21	13-20	6/21	27	18	81	13	14	4	3	200
By Periods	1	2	Final									
Austin Peay	51	45	96									
Southeast Missouri	49	32	81									

FG Percentage: APSU 55.2, SEMO 55.6 3-Point FG Percentage: APSU 57.9, SEMO 38.1  
FT Percentage: APSU 78.6, SEMO 65.0 Attendance: 2,234

### GAME #26 - Southeast Missouri 78, Morehead State 62

February 8, 2018 / Johnson Arena / Morehead, Ky.

SEMO (11-15, 5-8)	FG	3P	FT	Q/D	REB	E	PTS	A	TO	B	S	M
Justin Carpenter, f	8-10	0-0	4-8	4/2	6	2	20	1	3	0	0	27
Jonathan Dalton, g	2-3	1-2	0-0	0/1	1	3	5	5	3	0	3	31
Daniel Simmons, g	4-7	0-2	4-6	0/9	9	3	12	3	3	0	1	30
Ledarius Brewer, g	5-14	2-6	0-0	0/3	3	1	12	1	0	0	2	32
Denzel Mahoney, g	4-8	2-5	5-5	1/3	4	5	15	3	1	0	1	23
Ray Kowalski	1-3	1-1	0-0	0/0	0	1	3	0	0	0	0	18
Milos Vranes	2-5	2-5	0-0	1/2	3	1	6	0	3	1	0	14
Donnie Lewis	1-2	1-2	0-0	0/0	0	0	3	1	1	0	1	11
Mark Laros	1-1	0-0	0-0	1/3	4	2	2	0	1	1	0	14
TEAM				1/2	3	1						
Totals	28-53	9-23	13-19	8/25	33	19	78	14	15	2	8	200
MOR (6-18, 2-11)	FG	3P	FT	Q/D	REB	E	PTS	A	TO	B	S	M
Londell King, f	3-7	0-3	3-6	4/3	7	3	9	1	4	2	0	26
Malek Green, f	5-9	0-1	1-2	3/7	10	1	11	0	4	1	0	29
A.J. Hicks, g	5-12	2-4	1-5	0/1	1	1	13	3	3	0	1	34
Jordan Walker, g	4-10	1-6	8-11	1/5	6	4	17	1	4	0	1	32
Djimon Henson, g	1-5	0-3	1-2	0/4	4	0	3	1	1	0	0	27
James Baker	0-2	0-2	1-2	2/0	2	3	1	1	0	1	1	16
De'von Cooper	1-4	1-2	0-0	0/0	0	2	3	0	0	0	1	19
Alonzo Chatman	1-1	0-0	0-0	1/0	1	2	2	0	1	0	0	7
Richard Feagin	1-1	1-1	0-0	0/1	1	0	3	0	0	0	0	10
TEAM				1/0	1							
Totals	21-51	5-22	15-28	12/21	33	16	62	7	17	4	4	200
By Periods	1	2	Final									
Southeast Missouri	35	43	78									
Morehead State	36	26	62									

FG Percentage: SEMO 52.8, MOR 41.2 3-Point FG Percentage: SEMO 39.1, MOR 22.7  
FT Percentage: SEMO 68.4, MOR 53.6 Attendance: 3,315

### GAME #27 - Southeast Missouri 81, UT Martin 77<sup>OT</sup>

February 10, 2018 / Elam Center / Martin, Tenn.

SEMO (12-15, 6-8)	FG	3P	FT	Q/D	REB	E	PTS	A	TO	B	S	M
Jonathan Dalton, g	2-5	0-3	0-0	1/3	4	3	4	10	1	0	3	44
Justin Carpenter, c	5-6	0-0	0-2	4/2	6	4	10	0	0	0	0	37
Daniel Simmons, g	6-9	3-3	0-0	0/2	2	1	15	1	2	0	0	36
Ledarius Brewer, g	7-14	0-7	5-6	1/9	10	1	19	2	5	0	1	36
Denzel Mahoney, f	8-14	5-8	6-7	0/4	4	3	27	2	4	0	2	37
Ray Kowalski	1-5	1-5	0-0	0/0	0	1	3	0	0	0	0	13
Milos Vranes	1-2	1-1	0-0	0/2	2	1	3	0	2	0	1	11
Donnie Lewis	0-0	0-0	0-0	0/0	0	0	0	0	1	0	0	6
Mark Laros	0-0	0-0	0-0	0/0	0	0	0	0	1	0	0	5
TEAM				2/0	2							
Totals	30-55	10-27	11-15	8/22	30	14	81	15	17	0	7	225
UTM (9-18, 4-10)	FG	3P	FT	Q/D	REB	E	PTS	A	TO	B	S	M
Delfinco Bogan, *	4-11	2-7	2-2	1/4	5	1	12	9	3	0	3	41
Darius Thompson, *	6-7	1-1	0-0	0/2	2	3	13	2	2	0	1	41
Mike Fofana, *	1-2	0-0	0-0	0/0	0	0	2	1	1	0	0	6
Dominique Williams*	3-5	0-0	3-3	0/2	2	0	9	1	1	1	0	16
Jailen Gill, *	5-7	0-0	0-1	2/4	6	2	10	2	2	1	1	25
Matthew Butler	4-12	3-9	0-0	0/2	2	1	11	3	1	0	1	41
Parrish Hewitt	1-2	1-2	0-0	0/0	0	0	3	0	0	0	0	7
Terrence Parker	1-1	0-0	0-2	1/2	3	3	2	0	2	1	0	12
Fatodd Lewis	6-12	1-4	2-4	4/3	7	1	15	0	2	1	1	36
TEAM				1/1	2							
Totals	31-59	8-23	7-12	9/20	29	11	77	18	17	4	7	225
By Periods	1	2	OT	Final								
Southeast Missouri	29	45	7	81								
UT Martin	39	35	3	77								

FG Percentage: SEMO 54.5, UTM 52.5 3-Point FG Percentage: SEMO 37.0, UTM 34.8  
FT Percentage: SEMO 73.3, UTM 58.3 Attendance: 1,897

### GAME #28 - Southeast Missouri 80, Eastern Illinois 73

February 15, 2018 / Show Me Center / Cape Girardeau, Mo.

EIU (9-17, 5-10)	FG	3P	FT	Q/D	REB	E	PTS	A	TO	B	S	M
Muusa Dama, f	5-7	1-1	6-8	0/10	10	5	17	0	0	2	0	24
Lucas Jones, f	0-3	0-2	0-0	0/2	2	0	0	1	0	0	0	16
Mack Smith, g	5-12	3-7	2-4	0/6	6	1	15	2	2	0	1	35
Montell Goodwin, g	7-13	4-6	0-0	1/2	3	1	18	3	1	0	1	38
Ray Crossland, g	2-6	1-3	1-3	0/4	4	4	6	1	3	1	1	37
D'Angelo Jackson	3-7	0-1	7-8	2/1	3	3	13	2	5	0	0	25
Justice Green	0-0	0-0	0-0	0/0	0	0	0	0	0	0	0	0+
DeVantae' Price	1-2	0-0	0-0	1/1	2	1	2	0	0	0	0	3
Jajuan Starks	0-1	0-0	0-0	0/0	0	1	0	0	1	0	0	6
Aboubacar Diallo	0-0	0-0	2-2	0/2	2	3	2	0	0	2	1	16
TEAM				0/0								
Totals	23-51	9-20	18-25	4/28	32	19	73	9	12	5	4	200
SEMO (13-15, 7-8)	FG	3P	FT	Q/D	REB	E	PTS	A	TO	B	S	M
Denzel Mahoney, f	3-12	2-6	5-6	2/8	10	2	13	2	1	0	2	38
Justin Carpenter, c	1-5	0-0	4-4	1/6	7	3	6	1	1	0	3	29
Jonathan Dalton, g	1-6	0-1	0-1	1/2	3	3	2	7	0	0	0	31
Daniel Simmons, g	3-5	1-1	2-2	0/3	3	3	9	2	3	0	1	21
Ledarius Brewer, g	11-18	7-10	5-11	1/0	1	2	34	0	4	0	1	33
Milos Vranes	4-6	2-3	1-2	1/3	4	4	11	0	0	0	2	23
Donnie Lewis	1-2	1-1	2-2	0/1	1	0	5	1	0	0	0	15
Mark Laros	0-0	0-0	0-0	1/2	3	2	0	1	0	0	0	11
TEAM				0/2	2							
Totals	24-54	13-22	19-28	7/27	34	19	80	14	9	0	9	200
By Periods	1	2	Final									
Eastern Illinois	30	43	73									
Southeast Missouri	45	35	80									

FG Percentage: EIU 45.1, SEMO 44.4 3-Point FG Percentage: EIU 45.0, SEMO 59.1  
FT Percentage: EIU 72.0, SEMO 67.9 Attendance: 825





# SOUTHEAST MISSOURI BASKETBALL



## BOX SCORES

### GAME #29 - Southeast Missouri 79, SIU Edwardsville 74 February 17, 2018 / Show Me Center / Cape Girardeau, Mo.

SIUE (9-18, 5-11)	FG	3P	FT	Q/D	REB	E	PTS	A	TO	B	S	M
Jalen Henry, f	4-11	1-2	2-4	1/6	7	4	11	0	1	0	1	30
Keenan Simmons, f	5-8	0-0	2-3	5/4	9	1	12	0	2	5	0	33
Christian Ellis, g	5-12	1-3	8-11	1/3	4	5	19	1	2	0	1	34
David McFarland, g	3-5	1-2	4-4	0/1	1	5	11	0	1	0	2	23
Justin Benton, g	4-6	3-5	0-0	0/3	3	4	11	1	1	0	3	36
Daniel Kinchen	2-7	1-5	0-0	0/2	2	2	5	4	3	0	1	18
Kevion Stewart	0-0	0-0	0-0	0/0	0	0	0	0	0	0	0	0+
Bill Awet	0-0	0-0	0-0	0/0	0	1	0	0	0	0	0	0+
Jaylen McCoy	2-7	0-4	1-1	0/2	2	0	5	0	1	0	0	10
Brandon Jackson	0-1	0-0	0-0	0/1	1	3	0	0	1	0	0	16
TEAM				1/3	4							
Totals.....	25-57	7-21	17-23	8/25	33	25	74	6	12	5	8	200
SEMO (14-15, 8-8)	FG	3P	FT	Q/D	REB	E	PTS	A	TO	B	S	M
Justin Carpenter, f	5-10	0-0	3-3	3/3	6	4	13	2	2	0	0	20
Denzel Mahoney, f	3-11	0-4	2-2	0/2	2	4	8	1	0	0	1	33
Jonathan Dalton, g	2-2	1-1	0-0	0/0	0	4	5	4	4	0	1	33
Daniel Simmons, g	2-7	1-2	8-9	1/10	11	4	13	0	3	1	1	34
Ledarius Brewer, g	5-10	4-7	11-13	0/4	4	2	25	1	1	1	0	34
Milos Vranes	3-7	1-4	3-4	1/4	5	3	10	0	0	0	0	23
Donnie Lewis	0-0	0-0	1-4	0/4	4	1	1	1	1	0	0	9
Mark Laros	2-4	0-0	0-0	2/1	3	0	4	1	0	0	0	14
TEAM				1/0	1							
Totals.....	22-51	7-18	28-35	8/28	36	22	79	10	11	2	3	200
By Periods	1	2	Final									
SIU Edwardsville	28	46	74									
Southeast Missouri	35	44	79									

FG Percentage: SIUE 43.9, SEMO 43.1 3-Point FG Percentage: SIUE 33.3, SEMO 38.9  
FT Percentage: SIUE 73.9, SEMO 80.0 Attendance: 1,697

### GAME #30 - Eastern Kentucky 91, Southeast Missouri 88 February 22, 2018 / McBrayer Arena / Richmond, Ky.

SEMO (14-16, 8-9)	FG	3P	FT	Q/D	REB	E	PTS	A	TO	B	S	M
Justin Carpenter, f	2-3	0-0	1-2	0/1	1	4	5	0	0	1	0	12
Ledarius Brewer, g	6-13	4-7	0-0	0/8	8	1	16	1	6	2	1	29
Denzel Mahoney, f	8-15	3-6	7-7	2/4	6	2	26	5	2	0	0	37
Jonathan Dalton, g	2-3	2-3	2-2	0/2	2	2	8	4	2	0	0	35
Daniel Simmons, g	5-11	2-4	0-3	2/7	9	4	12	2	1	0	1	30
Ray Kowalski	5-8	4-6	0-0	0/2	2	1	14	1	1	0	0	20
Milos Vranes	2-2	1-1	0-0	1/0	1	4	5	0	1	0	0	15
Isaiah Gable	0-0	0-0	0-0	0/0	0	0	0	0	0	0	0	4
Donnie Lewis	0-1	0-0	0-0	0/0	0	3	0	2	0	0	0	6
Mark Laros	1-1	0-0	0-2	1/2	3	2	2	0	2	0	0	12
TEAM				1/2	3							
Totals.....	31-57	16-27	10-16	7/28	35	23	88	15	15	3	2	200
EKU (11-19, 5-12)	FG	3P	FT	Q/D	REB	E	PTS	A	TO	B	S	M
DeAndre Dishman, f	6-9	0-0	2-5	1/4	5	3	14	4	1	0	0	31
Nick Mayo, f	8-16	0-3	9-11	1/8	9	2	25	3	4	2	1	39
Zach Charles, f	3-8	1-1	1-2	3/1	4	3	8	2	2	3	1	23
JacQuess Hobbs, g	5-11	1-4	5-6	1/4	5	3	16	4	0	0	3	36
Dillon Avare, g	4-7	4-7	0-0	0/1	1	1	12	1	1	1	0	23
Djuanta Weaver	2-6	2-6	2-2	1/3	4	2	8	2	0	0	1	32
Peyton Broughton	1-1	0-0	0-0	1/0	1	0	2	0	0	0	0	6
A.J. Youngman	1-1	1-1	0-0	0/0	0	0	3	0	0	0	0	5
Lachian Anderson	1-1	0-0	1-3	0/0	0	0	3	1	0	0	0	5
TEAM				1/2	3							
Totals.....	31-60	9-22	20-29	9/23	32	14	91	17	8	6	6	200
By Periods	1	2	Final									
Southeast Missouri	46	42	88									
Eastern Kentucky	43	48	91									

FG Percentage: SEMO 54.5, EKU 51.7 3-Point FG Percentage: SEMO 59.3, EKU 40.9  
FT Percentage: SEMO 62.5, 69.0 Attendance: 1,840

### GAME #31 - UT Martin 72, Southeast Missouri 66 February 24, 2018 / Show Me Center / Cape Girardeau, Mo.

UTM (10-21, 6-12)	FG	3P	FT	Q/D	REB	E	PTS	A	TO	B	S	M
Matthew Butler, *	8-16	5-11	4-4	0/3	3	3	25	1	2	0	1	40
Delfinco Bogan, *	6-16	1-3	4-4	0/1	1	3	17	3	0	0	1	37
Terrence Parker, *	1-6	0-0	0-0	2/5	7	1	2	1	0	0	0	28
Darius Thompson, *	2-5	1-2	2-2	1/5	6	2	7	1	2	0	1	40
Mike Fofana, *	1-1	0-0	0-0	0/1	1	0	2	0	1	0	0	3
Parrish Hewitt	5-9	0-3	5-6	0/9	9	3	15	0	5	1	0	36
Jailen Gill	2-3	0-0	0-0	1/2	3	5	4	0	2	1	0	15
Lorenzen Wright, Jr.	0-1	0-1	0-0	0/1	1	1	0	0	0	0	0	1
TEAM				0/4	4							
Totals.....	25-57	7-20	15-16	4/31	35	18	72	6	12	2	3	200
SEMO (14-17, 8-10)	FG	3P	FT	Q/D	REB	E	PTS	A	TO	B	S	M
Denzel Mahoney, f	2-11	2-8	5-8	2/2	4	4	11	1	1	0	0	31
Justin Carpenter, c	2-3	0-0	2-2	1/5	6	3	6	0	0	0	0	24
Jonathan Dalton, g	1-4	1-3	0-0	0/7	7	1	3	8	0	0	1	35
Daniel Simmons, g	4-10	3-5	0-2	0/2	2	1	11	1	5	0	2	24
Ledarius Brewer, g	6-15	2-7	2-3	1/0	1	4	16	3	2	1	0	35
Ray Kowalski	3-6	3-6	0-0	0/2	2	0	9	1	2	0	1	19
Milos Vranes	1-3	1-3	0-0	0/1	1	1	3	0	1	1	1	11
Isaiah Gable	3-6	0-2	0-0	4/3	7	3	6	1	1	0	0	11
Donnie Lewis	0-0	0-0	1-4	0/2	2	0	1	0	0	0	0	5
Mark Laros	0-0	0-0	0-0	1/1	2	1	0	0	3	0	0	5
TEAM				1/3	4							
Totals.....	22-58	12-34	10-19	10/28	38	18	66	15	15	2	5	200
By Periods	1	2	Final									
UT Martin	37	35	72									
Southeast Missouri	31	35	66									

FG Percentage: UTM 43.9, SEMO 37.9 3-Point FG Percentage: UTM 35.0, 35.3  
FT Percentage: UTM 93.8, SEMO 52.6 Attendance: 1,702



# SOUTHEAST MISSOURI BASKETBALL

## 2017-18 REVIEW

**Overall Record:** 14-17

Home: 7-7 / Away: 6-9 / Neutral: 1-1

**OVC Record:** 8-10

Home: 4-5 / Away: 4-5

**OVC Finish:** 7th

**2017-18 Honors**

NABC First-Team All-Region

Denzel Mahoney, G/F

First-Team All-OVC

Denzel Mahoney, G/F

OVC All-Newcomer Team

Ledarius Brewer, G

OVC Player of the Week

Denzel Mahoney, G/F, Feb. 12

OVC Freshman of the Week

Ledarius Brewer, G, Feb. 19

Preseason All-OVC

Denzel Mahoney, G/F

Mayan Division Cancun Challenge All-Tournament Team

Denzel Mahoney, G/F

Ledarius Brewer, G

College Sports Madness OVC Player of the Week

Denzel Mahoney, G/F, Dec. 2

Ledarius Brewer, G, Feb. 19

## STATISTICAL IMPROVEMENT

### Ohio Valley Conference (All Games)

	2016-17	2017-18
3-Point Field Goal Percentage	3rd (.369)	1st (.392)
3-Point Field Goals Made	5th (8.0)	2nd (9.3)
Scoring Offense	6th (75.3)	3rd (76.0)
Field Goal Percentage	6th (.453)	3rd (.460)
Assist/Turnover Ratio	5th (1.1)	4th (1.1)
Assists	9th (13.8)	5th (13.6)

### Ohio Valley Conference (League Games Only)

	2016-17	2017-18
3-Point Field Goals Made	4th (8.2)	2nd (10.0)
Scoring Offense	4th (77.1)	3rd (76.8)
Rebounding Defense	8th (34.6)	7th (34.5)
Defensive Rebounds	9th (23.1)	8th (23.3)

### NCAA Division I National Rankings

	2016-17	2017-18
3-Point Field Goal Percentage	96th (.367)	29th (.392)
Total 3-Point Field Goals Made	59th (263)	32nd (289)
3-Point Field Goals Per Game	124th (8.0)	45th (9.3)
Free Throws Made	77th (493)	56th (474)
3-Point Field Goal Attempts	67th (716)	65th (738)
Free Throw Attempts	128th (664)	73rd (650)

## INDIVIDUAL STATISTICAL RANKINGS

### NCAA Division I (Top-50 Only)

	2017-18
Jonathan Dalton	31st in Assist/Turnover Ratio (2.71) 31st in Total Assists (168) 48th in Assists Per Game (5.4)
Denzel Mahoney	12th in Free Throws Made (182) 12th in Free Throws Attempted (218) 36th in Total Points (598)

### Ohio Valley Conference (All Games)

	2017-18
Denzel Mahoney	2nd in Scoring (19.3 ppg) 5th in Free Throw Percentage (.835) 8th in 3-Point FG Percentage (.413) 11th in 3-Point FG Made (2.1 per game) 16th in Minutes Played (31.3 mpg)
Ledarius Brewer	6th in 3-Point FG Made (2.3 per game) 13th in Scoring (14.5 ppg) 22nd in Minutes Played (29.4 mpg)
Ray Kowalski	9th in 3-Point FG Percentage (.405)

# SOUTHEAST MISSOURI BASKETBALL



## 2017-18 REVIEW

Daniel Simmons 1st in 3-Point FG Percentage (.452)  
23rd in Scoring (12.3 ppg)

Justin Carpenter 9th in Field Goal Percentage (.524)  
14th in Offensive Rebounds (1.9 per game)

Jonathan Dalton 2nd in Assist/Turnover Ratio (2.7)  
3rd in Assists (5.4 apg)  
8th in Steals (1.2 spg)  
13th in Minutes Played (32.2 mpg)

### Ohio Valley Conference (League Games Only)

#### 2017-18

Denzel Mahoney 2nd in Scoring (19.8 ppg)  
4th in Free Throw Percentage (.853)  
10th in 3-Point FG Made (2.4 per game)  
16th in Minutes Played (32.4 mpg)

Ledarius Brewer 6th in Scoring (16.6 ppg)  
7th in 3-Point FG Made (2.6 per game)  
14th in Free Throws Percentage (.747)  
20th in Minutes Played (31.7 mpg)

Daniel Simmons 5th in 3-Point FG Percentage (.459)  
15th in Field Goal Percentage (.491)  
20th in Scoring (12.8 ppg)

Jonathan Dalton 3rd in Assists (5.6 apg)  
3rd in Assist/Turnover Ratio (2.7)  
12th in Minutes Played (33.2 mpg)  
13th in Steals (1.2 spg)

Ray Kowalski 3rd in 3-Point FG Percentage (.486)

Milos Vranes 13th in 3-Point FG Percentage (.417)

### Southeast Missouri Statistical Leaders

Games Started	Denzel Mahoney (31)
Points	Denzel Mahoney (598)
Scoring Average	Denzel Mahoney (19.3)
Field Goals Made	Denzel Mahoney (176)
Field Goal Attempts	Denzel Mahoney (380)
Field Goal Percentage	Mark Laros (.632)
3-Point Field Goals Made	Ledarius Brewer (71)
3-Point Field Goals Attempted	Ledarius Brewer (196)
3-Point Percentage	Daniel Simmons (.452)
Free Throws Made	Denzel Mahoney (182)
Free Throws Attempted	Denzel Mahoney (218)
Free Throw Percentage	Denzel Mahoney (.835)
Rebounds	Denzel Mahoney (158)
Rebounding Average	Denzel Mahoney (5.1)
Offensive Rebounds	Justin Carpenter (58)
Defensive Rebounds	Denzel Mahoney (113)
Assists	Jonathan Dalton (168)
Steals	Jonathan Dalton (38)
Blocked Shots	Ledarius Brewer (16)

Fouls  
Minutes Played  
Denzel Mahoney (91)  
Denzel Mahoney (970)

### Double Figure Scoring Games

Denzel Mahoney	28
Ledarius Brewer	22
Daniel Simmons	21
Justin Carpenter	12
Milos Vranes	7
Ray Kowalski	6
Jonathan Dalton	5
Dondre Duffus	2
Mark Laros	2

### Double Figure Rebound Games

Justin Carpenter	2
Milos Vranes	2
Denzel Mahoney	2
Isaiah Gable	1
Ledarius Brewer	1
Daniel Simmons	1

### 20+ Point Games

Denzel Mahoney	14
Ledarius Brewer	4
Justin Carpenter	3
Daniel Simmons	2

### Double-Doubles

Justin Carpenter	2
Milos Vranes	2
Denzel Mahoney	2
Ledarius Brewer	1
Daniel Simmons	1

### 2017-18 Team Single-Season Rankings in Southeast Missouri's Program History

Most 3-Point Field Goals Made	1st (289)
Most 3-Point Field Goals Attempted	2nd (738)
Most Games	14th (31)
Most Steals	4th (248)
Most OVC Wins	14th (9)
Best 3-Point Field Goal Percentage	7th (39.2)
Free Throw Percentage	8th (72.9)
Most Assists	10th (423)

### 2017-18 Individual Single-Season Rankings in Southeast Missouri's Program History

Denzel Mahoney	2nd in Free Throws Made (182) 7th in Points (598)
Ledarius Brewer	7th in 3-Point FG Attempted (196) 18th in 3-Point FG Made (71)
Daniel Simmons	6th in 3-Point FG Percentage (.452)
Jonathan Dalton	5th in Assists (168)





# SOUTHEAST MISSOURI BASKETBALL

## 2017-18 NOTABLES

### Redhawks Finish Seventh in OVC

Southeast Missouri finished its 2017-18 season with an overall record of 14-17 and 8-10 Ohio Valley Conference mark. The Redhawks finished seventh in the OVC standings, three spots ahead of where they were picked in the league's preseason poll (10th).

### Mahoney and Brewer Earn All-OVC Honors

Sophomore guard Denzel Mahoney was named First-Team All-Ohio Valley Conference and freshman guard Ledarius Brewer was named to the league's All-Newcomer Team. A native of Oviedo, Florida, Mahoney ranked second in the OVC in scoring with 19.3 points per game in 31 starts this season. He led the Redhawks in scoring, rebounding (5.1) and free throw percentage (.835), and ranked second in 3-pointers made (64) and minutes played (31.3). Mahoney also dished out 39 assists and had 28 steals. Mahoney ranked among league leaders in five categories, including scoring, free throw percentage (7th), 3-point field goal percentage (9th, .413), 3-point field goals made (10th, 2.1 per game) and minutes played (15th). He scored double figures in 28 starts and pitched in 20 or more points on 14 occasions. Mahoney dropped in a career-high 36 points at SIU Edwardsville on Jan. 18. He went over 1,000 points in his career and finished the year ranked 19th among Southeast's all-time career scoring leaders. Mahoney, who earned Second-Team All-OVC honors and was the league's Freshman of the Year in 2016-17, is the eighth First-Team All-OVC selection in school history. Additionally, Southeast had a player claim First-Team All-OVC accolades for the second-straight season, marking the first time in program history the Redhawks had a First-Team All-OVC pick in back-to-back years. Brewer, who hails from Meridian, Mississippi, had a big rookie season. He averaged 14.5 points per game in 31 games and 27 starts as the Redhawks second-leading scorer. Brewer led the team with 71 three-pointers made, helping Southeast break a single-season school record with 289 made threes. He led the Redhawks with 16 blocks, ranked third in steals (29) and finished with 29 assists, as well. As a true freshman, Brewer ranked 14th in the OVC in scoring, 15th in free throw percentage (.740), sixth in 3-point field goals made (2.3 per game) and 21st in minutes played (29.4 mpg). He scored double figures in 24 of his 27 starts and poured in a career-best 34 points vs. Eastern Illinois on Feb. 15. Brewer was named OVC Freshman of the Week on Feb. 19.

### Mahoney Claims NBCA All-District Accolades

In addition to earning First-Team All-Ohio Valley Conference honors, Denzel Mahoney claimed First-Team National Association of Basketball Coaches All-District laurels in 2017-18. Mahoney was one of 10 OVC players elected to the District 19 All-Region units. Selected and voted on by member coaches of the NABC in NCAA Division I, the All-District honorees represent the finest basketball players across America.

### Mahoney Clears 1,000 Points

Denzel Mahoney scored 15 points at Morehead State (Feb. 8) and went over 1,000 points in his career. Mahoney officially cleared the mark on a 3-pointer with 14:51 remaining in the second half. He presently ranks 19th all-time at Southeast with 1,091 points. Mahoney became the second player under

head coach Rick Ray to score 1,000 points at Southeast and the fifth different Redhawk to score over 1,000 career points since 2012-13.

### 3-Point Record Again

The Redhawks drained a single-season school record 289 three-pointers in 2017-18, averaging 9.3 per game. Southeast made 10 or more 3-pointers in 15 contests. The Redhawks buried a season-best 16 three-pointers at Eastern Kentucky (Feb. 26). Southeast's 289 threes surpassed its previous record of 263 a year ago. The Redhawks led the Ohio Valley Conference with a .392 three-point field goal percentage.

### 80 or More

Southeast scored 80 or more points a total of 13 times in 2017-18. The Redhawks 24-point victory (83-59) over Hannibal-LaGrange (Nov. 28) was their largest of the year. That was Southeast's biggest margin of victory in a non-conference game since the Redhawks beat Central Arkansas, 87-63, on Dec. 1, 2016. Southeast scored a season-high 95 points at Louisiana Tech (Nov. 13), its most in a game under head coach Rick Ray.

### Season Sweeps

The Redhawks recorded three sweeps of Ohio Valley Conference opponents in 2017-18. Southeast swept SIU Edwardsville, Morehead State and Eastern Illinois. The Redhawks now have a total of five season sweeps of league opponents under head coach Rick Ray.

### Dalton Clears 200 Assists

Point guard Jonathan Dalton dished out four assists at Eastern Kentucky (Feb. 26) surpassing 200 in his career. Dalton finished the year with 168 assists and now has 209 as a Redhawk.

### Rise of the Freshmen

Ledarius Brewer and Justin Carpenter ranked among the team's top scorers as true freshmen. Brewer ranked second with 14.5 points per game, while Carpenter was fourth with 8.5. Brewer and Carpenter combined for 34 double-digit scoring games, three double-digit rebound performances, seven 20-point games, three double-doubles and 50 starts.



# 2018-19 OPPONENTS



# SOUTHEAST MISSOURI BASKETBALL

## OPPONENTS

### SAINT LOUIS BILLIKENS

Nov. 6 / 7 p.m., CT  
St. Louis, Mo.



Location.....St. Louis, Mo.  
Founded.....1818  
Enrollment.....12,949  
Colors.....Blue & White  
Nickname.....Billikens  
Conference.....Atlantic 10  
Arena.....Chaifetz Arena (10,600)  
President.....Dr. Fred Pestello  
Athletics Director.....Chris May  
Media Relations.....Brian Kunderman  
Office Phone.....(314) 977-3346  
Cell Phone.....(314) 808-4868  
Email.....brian.kunderman@slu.edu  
Fax.....N/A  
Press Row.....(314) 977-5212  
Website.....SLUBillikens.com  
Head Coach.....Travis Ford  
Alma Mater.....Kentucky, 1994  
Career Record.....374-294  
School Record (Yrs.).....29-37  
2017-18 Record.....17-16  
Conference Record/Finish.....9-9/15th  
Starters Returning/Lost.....N/A  
Lettermen Returning/Lost.....N/A

SLUBILLIKENS.COM

### QUINCY UNIVERSITY HAWKS

Nov. 12 / 6:30 p.m., CT  
Cape Girardeau, Mo.



Location.....Quincy, Ill.  
Founded.....1860  
Enrollment.....1,098  
Colors.....Brown & White  
Nickname.....Hawks  
Conference.....Great Lakes Valley  
Arena.....Pepsi Arena  
President.....Phil Conover  
Athletics Director.....Marty Bell  
Media Relations.....Ryan Snyder  
Office Phone.....(217) 228-5291  
Cell Phone.....N/A  
Email.....snnyder@quincy.edu  
Fax.....N/A  
Press Row.....N/A  
Website.....QUHawks.com  
Head Coach.....Ryan Hellenthal  
Alma Mater.....Illinois-Chicago, 2002  
Career Record.....9-18  
School Record (Yrs.).....9-18 (1)  
2017-18 Record.....9-18  
Conference Record.....5-13  
Starters Returning/Lost.....N/A  
Lettermen Returning/Lost.....N/A

QUHAWKS.COM

### SAINT LOUIS SCHEDULE

**November**  
6 Southeast Missouri  
10 Troy  
13 North Alabama  
17 at Seton Hall  
21 vs. Pittsburgh  
24 Central Arkansas  
**December**  
1 Butler  
5 at Southern Illinois  
9 Oregon State  
16 at Houston  
19 N.C. Central  
22 vs. Florida State  
30 Appalachian State  
**January**  
6 Rhode Island  
9 UMass  
12 at La Salle  
15 at Fordham  
18 Saint Joseph's  
23 at Duquesne  
26 Davidson  
30 Richmond  
**February**  
2 at Rhode Island  
5 Dayton  
8 at Saint Joseph's  
13 at George Washington  
15 La Salle  
23 at Dayton  
27 at VCU  
**March**  
2 George Mason  
6 Duquesne  
9 at St. Bonaventure  
13 Atlantic 10 Tournament

### BRADLEY BRAVES

Nov. 10 / 1 p.m., CT  
Peoria, Ill.



Location.....Peoria, Ill.  
Founded.....1898  
Enrollment.....5,813  
Colors.....Red & White  
Nickname.....Braves  
Conference.....Missouri Valley  
Arena.....Carver Arena (11,164)  
President.....Gary R. Roberts  
Athletics Director.....Chris Reynolds  
Media Relations.....Jason Veniskey  
Office Phone.....(309) 677-3636  
Cell Phone.....N/A  
Email.....jveniskey@bradley.edu  
Fax.....(309) 677-3626  
Press Row.....(309) 680-3795  
Website.....BUBraves.com  
Head Coach.....Brian Wardle  
Alma Mater.....Marquette, 2001  
Career Record.....38-60  
School Record (Yrs.).....38-60 (3)  
2017-18 Record.....20-13  
Conference Record/Finish.....9-9/5th  
Starters Returning/Lost.....N/A  
Lettermen Returning/Lost.....N/A

BUBRAVES.COM

### BRADLEY SCHEDULE

**November**  
7 UW-Parkside  
10 Southeast Missouri  
14 Jacksonville State  
17 at Illinois-Chicago  
20 vs. SMU  
21 vs. Penn State/Wright State  
24 Chicago State  
28 at IUPUI  
**December**  
1 New Mexico  
4 at Little Rock  
15 Eastern Illinois  
18 at Georgia Southern  
22 Southeastern Louisiana  
**January**  
2 Northern Iowa  
5 at Indiana State  
8 at Valparaiso  
12 Missouri State  
16 Drake  
20 at Southern Illinois  
23 Illinois State  
26 at Missouri State  
30 at Evansville  
**February**  
2 Southern Illinois  
6 at Northern Iowa  
9 Indiana State  
13 Loyola  
16 at Illinois State  
19 at Drake  
23 Evansville  
27 Valparaiso  
**March**  
2 at Loyola  
7 MVC Tournament

### QUINCY SCHEDULE

**November**  
9 at Cedarville  
10 vs. Findlay  
12 at Southeast Missouri  
16 at Upper Iowa  
20 Missouri Western  
24 Harris-Stowe  
29 William Jewell  
**December**  
1 Rockhurst  
8 Hannibal-LaGrange  
15 Lincoln  
16 Grand Valley State  
18 MacMurray College  
30 St. Louis College of Pharmacy  
**January**  
3 at Indianapolis  
5 at Lewis University  
10 at Bellarmine  
12 at Southern Indiana  
17 Maryville  
19 UMSL  
24 McKendree  
26 Illinois-Springfield  
31 at Drury  
**February**  
2 at Missouri S&T  
9 at Truman State  
14 at Rockhurst  
16 at William Jewell  
23 Truman State  
28 Lewis University  
**March**  
2 Indianapolis  
7 GLVC Tournament

### JACKSONVILLE DOLPHINS

Nov. 16 / 4:05 p.m., CT  
Mobile, Ala.



Location.....Jacksonville, Fla.  
Founded.....1934  
Enrollment.....4,060  
Colors.....Green & White  
Nickname.....Dolphins  
Conference.....ASUN  
Arena.....Historic Swisher Gym (1,360)  
President.....Tim Cost  
Athletics Director.....Alex Ricker-Gilbert  
Media Relations.....Matt Moretti III  
Office Phone.....(904) 256-7531  
Cell Phone.....N/A  
Email.....mmoretti@ju.edu  
Fax.....(904) 256-7400  
Press Row.....(904) 256-7400  
Website.....JUDolphins.com  
Head Coach.....Tony Jasick  
Alma Mater.....Mars Hill/Lincoln, 2002  
Career Record.....110-119  
School Record (Yrs.).....58-72 (4)  
2017-18 Record.....15-18  
Conference Record/Finish.....8-6/3rd  
Starters Returning/Lost.....2/3  
Lettermen Returning/Lost.....N/A

JUDOLPHINS.COM

### JACKSONVILLE SCHEDULE

**November**  
6 Florida A&M  
10 at Northern Arizona  
12 at Grand Canyon  
16 vs. Southeast Missouri  
17 at South Alabama  
18 vs. Chattanooga  
21 Florida Memorial  
24 at Western Carolina  
**December**  
1 South Carolina State  
4 at Presbyterian  
8 Middle Georgia State  
15 at Bethune-Cookman  
20 at Notre Dame  
22 at Indiana  
30 Presbyterian  
**January**  
5 Lipscomb  
9 at Kennesaw State  
12 at Liberty  
16 North Alabama  
19 at NJIT  
24 at North Florida  
27 Liberty  
30 Stetson  
**February**  
2 at Florida Gulf Coast  
6 Kennesaw State  
9 at Lipscomb  
13 at Stetson  
20 North Florida  
23 NJIT  
26 at North Alabama  
**March**  
1 Florida Gulf Coast  
4 ASUN Tournament





# SOUTHEAST MISSOURI BASKETBALL



## OPPONENTS

### CHATTANOOGA MOCs

Nov. 17 / 4:05 p.m., CT  
Mobile, Ala.



Location..... Chattanooga, Tenn.  
Founded.....1886  
Enrollment.....11,587  
Colors..... Navy, Old Gold & Silver  
Nickname..... Mocs  
Conference..... Southern  
Arena..... McKenzie Arena (10,995)  
President..... Dr. Joe DiPietro  
Athletics Director..... Mark Wharton  
Media Relations..... Jim Horten  
Office Phone.....(423) 425-2350  
Cell Phone.....(423) 645-8733  
Email.....james-horten@utc.edu  
Fax.....N/A  
Press Row.....(423) 756-5476  
Website.....GoMocs.com  
Head Coach.....Lamont Paris  
Alma Mater.....College of Wooster, 1996  
Career Record.....10-23  
School Record (Yrs.).....10-23 (1)  
2017-18 Record.....10-23  
Conference Record/Finish.....3-15/10th  
Starters Returning/Lost.....1/4  
Lettermen Returning/Lost.....2/10

GOMOCs.COM

### MISSOURI S&T MINERS

Nov. 27 / 6:30 p.m., CT  
Cape Girardeau, Mo.



Location.....Rolla, Mo.  
Founded.....1870  
Enrollment.....8,884  
Colors..... Silver, Gold & Green  
Nickname.....Miners  
Conference.....Great Lakes Valley  
Arena.....Gibson Arena  
Chancellor.....Christopher G. Maples  
Athletics Director.....Mark Mullin  
Media Relations.....John Kean  
Office Phone.....(573) 341-4140  
Cell Phone.....N/A  
Email.....jkean@mst.edu  
Fax.....(573) 341-4880  
Press Row.....N/A  
Website.....MinerAthletics.com  
Head Coach.....Jim Glash  
Alma Mater.....Northeastern Illinois, 1981  
Career Record.....72-165  
School Record (Yrs.).....72-165 (9)  
2017-18 Record.....3-23  
Conference Record/Finish.....1-17/5th, West  
Starters Returning/Lost.....N/A  
Lettermen Returning/Lost.....N/A

MINERATHLETICS.COM

### CHATTANOOGA SCHEDULE

**November**  
6 at Charlotte  
10 Eastern Kentucky  
13 Cumberland  
16 at South Alabama  
17 vs. Southeast Missouri  
18 vs. Jacksonville  
23 at Michigan  
27 Hiwassee  
**December**  
1 Tennessee Tech  
9 VMI  
12 at Georgia State  
16 at Ole Miss  
18 at UT Martin  
21 Bryan  
29 at UNC Greensboro  
**January**  
3 at Western Carolina  
5 at East Tennessee State  
12 Samford  
17 Mercer  
19 The Citadel  
24 at Furman  
26 at Wofford  
31 Western Carolina  
**February**  
2 East Tennessee State  
7 at VMI  
9 UNC Greensboro  
16 at Samford  
21 at The Citadel  
23 at Mercer  
28 Wofford  
**March**  
2 Furman  
8 SoCon Tournament

### SOUTH ALABAMA JAGUARS

Nov. 19 / 7:05 p.m., CT  
Mobile, Ala.



Location..... Mobile, Ala.  
Founded.....1963  
Enrollment.....16,699  
Colors..... Blue, Red & White  
Nickname..... Jaguars  
Conference..... Sun Belt  
Arena..... Mitchell Center (10,000)  
President..... Dr. Tony G. Waldrop  
Athletics Director..... Dr. Joel Erdmann  
Media Relations..... Matt Horne  
Office Phone.....(251) 414-8184  
Cell Phone.....(912) 536-5806  
Email.....mhorne@southalabama.edu  
Fax.....(251) 460-7297  
Press Row.....(251) 460-7418  
Website.....USAJaguars.com  
Head Coach.....Richie Riley  
Alma Mater.....Eastern Kentucky, 2005  
Career Record.....35-28  
School Record (Yrs.).....First Year  
2017-18 Record.....14-18  
Conference Record/Finish.....7-11/t9th  
Starters Returning/Lost.....4/1  
Lettermen Returning/Lost.....7/7

USAJAGUARS.COM

### SOUTH ALABAMA SCHEDULE

**November**  
6 at Auburn  
11 Huntington  
16 Chattanooga  
17 Jacksonville  
19 Southeast Missouri  
23 at Texas A&M  
28 at Southern Miss  
**December**  
1 Florida A&M  
5 at New Orleans  
8 Tulane  
19 Alabama A&M  
20 Mobile  
29 Richmond  
**January**  
3 Appalachian State  
5 Coastal Carolina  
10 at Arkansas State  
12 at Little Rock  
17 Georgia State  
19 Georgia Southern  
24 at Louisiana  
26 at ULM  
**February**  
2 Troy  
7 Arkansas State  
9 Little Rock  
14 at Georgia Southern  
16 at Georgia State  
23 at Troy  
28 UT Arlington  
**March**  
7 at Coastal Carolina  
9 at Appalachian State  
14 Sun Belt Tournament

### MISSOURI S&T SCHEDULE

**November**  
10 Blackburn  
13 Central Christian (Mo.)  
17 Missouri Western  
19 at Lincoln  
23 vs. Upper Iowa  
24 vs. Newman  
27 at Southeast Missouri  
**December**  
1 at Drury  
4 Lincoln College  
17 Northeastern State  
30 at SIU Edwardsville  
**January**  
3 at Rockhurst  
5 at William Jewell  
10 Lewis University  
12 Indianapolis  
17 at Illinois-Springfield  
19 at McKendree  
24 at Southern Indiana  
26 at Bellarmine  
31 Truman State  
**February**  
2 Quincy  
7 UMSL  
9 Maryville  
16 Drury  
21 at Maryville  
23 at UMSL  
28 William Jewell  
**March**  
2 Rockhurst  
7 GLVC Tournament

### WESTERN ILLINOIS LEATHERNECKS

Dec. 1 / 6:30 p.m., CT  
Cape Girardeau, Mo.



Location.....Macomb, Ill.  
Founded.....1899  
Enrollment.....10,373  
Colors..... Purple & Gold  
Nickname.....Leathernecks  
Conference.....The Summit League  
Arena.....Western Hall (5,139)  
President.....Dr. Jack Thomas  
Athletics Director.....Danielle Surprenant  
Media Relations.....Aury St. Germain  
Office Phone.....(309) 298-1133  
Cell Phone.....(828) 674-8982  
Email.....ae-stgermain@wiu.edu  
Fax.....N/A  
Press Row.....N/A  
Website.....GoLeathernecks.com  
Head Coach.....Billy Wright  
Alma Mater.....Bradley, 1996  
Career Record.....38-73  
School Record (Yrs.).....38-73 (4)  
2017-18 Record.....12-16  
Conference Record/Finish.....3-11/8th  
Starters Returning/Lost.....N/A  
Lettermen Returning/Lost.....N/A

GOLEATHERNECKS.COM

### WESTERN ILLINOIS SCHEDULE

**November**  
6 at Creighton  
10 North Park University  
14 Dominican University (Ill.)  
17 at Eastern Illinois  
21 at UT Martin  
24 at Nebraska  
28 SIU Edwardsville  
**December**  
1 at Southeast Missouri  
5 at Stetson  
8 Eastern Illinois  
15 at IUPUI  
17 at Northern Illinois  
20 Chicago State  
28 South Dakota State  
30 Denver  
**January**  
5 at Oral Roberts  
10 at North Dakota State  
12 at North Dakota  
17 Omaha  
19 Purdue Fort Wayne  
26 at South Dakota  
31 North Dakota  
**February**  
2 North Dakota State  
7 at Purdue Fort Wayne  
16 South Dakota  
20 at Omaha  
23 Oral Roberts  
28 at Denver  
**March**  
9 Summit League Tournament





# SOUTHEAST MISSOURI BASKETBALL

## OPPONENTS

### MISSISSIPPI VALLEY DEVILS

Dec. 4 / 6 p.m., CT  
Itta Bena, Miss.



Location..... Itta Bena, Miss.  
Founded.....1950  
Enrollment.....2,452  
Colors.....Forest Green & White  
Nickname.....Delta Devils  
Conference.....Southwestern Athletic  
Arena..... Harrison HPER Complex (5,000)  
President..... Jerry Briggs  
Athletics Director..... Dianthia Ford-Kee  
Media Relations..... Alan Wiederhold-Sohn  
Office Phone..... (662) 254-3550  
Cell Phone..... N/A  
Email..... alan.sohn@mvsu.edu  
Fax..... (662) 254-3639  
Press Row..... N/A  
Website..... MVSUSports.com  
Head Coach..... Andre Payne  
Alma Mater..... Alabama A&M  
Career Record..... 233-270  
School Record (Yrs.)..... 25-106 (4)  
2017-18 Record..... 4-28  
Conference Record/Finish..... 4-14/9th  
Starters Returning/Lost..... N/A  
Lettermen Returning/Lost..... N/A

MVSUSPORTS.COM

### THE CITADEL BULLDOGS

Dec. 15 / 12 p.m., CT  
Charleston, S.C.



Location..... Charleston, S.C.  
Founded.....1842  
Enrollment.....2,300  
Colors.....Citadel Blue, Navy & White  
Nickname.....Bulldogs  
Conference..... Southern  
Arena..... McAlister Field House (6,000)  
President..... Gen. Glenn M. Walters  
Athletics Director..... Mike Capaccio  
Media Relations..... Milledge Austin  
Office Phone..... (843) 953-6567  
Cell Phone..... N/A  
Email..... maustin7@citadel.edu  
Fax..... N/A  
Press Row..... (843) 953-2138  
Website..... CitadelSports.com  
Head Coach..... Duggar Baucom  
Alma Mater..... Charlotte, 1995  
Career Record..... 221-242  
School Record (Yrs.)..... 33-64 (3)  
2017-18 Record..... 11-21  
Conference Record/Finish..... 5-13/8th  
Starters Returning/Lost..... 3/2  
Lettermen Returning/Lost..... 8/5

CITADELSPORTS.COM

### MISSISSIPPI VALLEY SCHEDULE

#### November

6 at Nebraska  
9 at Texas Tech  
13 at Utah State  
15 at Utah  
17 at Robert Morris  
20 Southeastern Louisiana  
25 at Illinois  
28 Rust College

#### December

1 at California Baptist  
4 Southeast Missouri  
11 at Louisiana Tech  
12 at Santa Clara  
16 at Hawai'i  
22 at Grand Canyon

#### January

5 at Arkansas-Pine Bluff  
12 Alabama A&M  
14 Alabama State  
19 at Alcorn State  
21 at Southern  
26 Prairie View A&M  
28 Texas Southern

#### February

2 at Jackson State  
4 at Grambling State  
9 at Alabama A&M  
11 at Alabama State  
16 Alcorn State  
18 Southern  
23 at Prairie View A&M  
25 at Texas Southern

#### March

2 Jackson State  
4 Grambling State  
9 Arkansas-Pine Bluff  
12 SWAC Tournament

### SOUTHERN ILLINOIS SALUKIS

Dec. 8 / 6:30 p.m., CT  
Cape Girardeau, Mo.



Location..... Carbondale, Ill.  
Founded.....1869  
Enrollment.....13,346  
Colors.....Maroon & White  
Nickname.....Salukis  
Conference..... Missouri Valley  
Arena..... SIU Arena (8,284)  
President..... J. Kevin Dorsey  
Athletics Director..... Jerry Kill  
Media Relations..... John Lock  
Office Phone..... (618) 453-7102  
Cell Phone..... (309) 333-0132  
Email..... jtlack2@siu.edu  
Fax..... (618) 453-2648  
Press Row..... (618) 453-4667  
Website..... SIUSalukis.com  
Head Coach..... Barry Hinson  
Alma Mater..... Oklahoma State, 1983  
Career Record..... 304-236  
School Record (Yrs.)..... 99-96 (6)  
2017-18 Record..... 20-13  
Conference Record/Finish..... 11-7/2nd  
Starters Returning/Lost..... 5/0  
Lettermen Returning/Lost..... 10/3

SIUSALUKIS.COM

### SOUTHERN ILLINOIS SCHEDULE

#### November

9 at Kentucky  
12 Buffalo  
17 Arkansas-Pine Bluff  
19 Howard  
22 vs. UMass  
23 vs. Tulsa/Nevada  
27 at Colorado State

#### December

1 at SIU Edwardsville  
5 Saint Louis  
8 at Southeast Missouri  
12 Murray State  
15 at Buffalo  
22 Winthrop

#### January

2 Missouri State  
5 at Northern Iowa  
8 at Drake  
12 Valparaiso  
15 at Illinois State  
20 Bradley  
23 Northern Iowa  
27 at Loyola  
30 Indiana State

#### February

2 at Bradley  
6 at Missouri State  
9 Evansville  
12 Drake  
16 at Indiana State  
20 at Valparaiso  
24 Loyola  
27 at Evansville

#### March

2 Illinois State  
7 MVC Tournament

### THE CITADEL SCHEDULE

#### November

6 at Clemson  
12 Mid-Atlantic Christian  
14 Johnson (Fla.)  
16 at Texas  
20 at James Madison  
24 at South Florida  
27 High Point

#### December

1 Mercer  
5 Johnson & Whales  
15 Southeast Missouri  
18 at Campbell  
29 Longwood

#### January

3 at Wofford  
5 at Furman  
10 East Tennessee State  
12 Western Carolina  
17 at Samford  
19 at Chattanooga  
24 at UNC Greensboro  
26 VMI  
30 Furman

#### February

2 Wofford  
9 at Mercer  
14 at East Tennessee State  
16 at Western Carolina  
21 Chattanooga  
23 Samford  
28 UNC Greensboro

#### March

2 at VMI  
7 SoCon Tournament

### FLORIDA STATE SEMINOLES

Dec. 17 / 6 p.m., CT  
Tallahassee, Fla.



Location..... Tallahassee, Fla.  
Founded.....1851  
Enrollment.....41,900  
Colors.....Garnet & Gold  
Nickname.....Seminoles  
Conference..... Atlantic Coast  
Arena..... Donald L. Tucker Center (11,500)  
President..... Dr. John Thrasher  
Athletics Director..... Stan Wilcox  
Media Relations..... Chuck Walsh  
Office Phone..... (850) 644-1077  
Cell Phone..... (850) 694-2540  
Email..... cwalsh@fsu.edu  
Fax..... (850) 644-3820  
Press Row..... (850) 224-2098  
Website..... Seminoles.com  
Head Coach..... Leonard Hamilton  
Alma Mater..... UT Martin, 1971  
Career Record..... 505-418  
School Record (Yrs.)..... 305-208 (16)  
2017-18 Record..... 23-12  
Conference Record..... 9-9  
Starters Returning/Lost..... 3/2  
Lettermen Returning/Lost..... 12/4

SEMINOLES.COM

### FLORIDA STATE SCHEDULE

#### November

6 Florida  
11 at Tulane  
19 Canisius  
22 vs. UAB  
23 vs. LSU/College of Charleston  
25 vs. TBA  
28 Purdue

#### December

3 Troy  
8 vs. UConn  
17 Southeast Missouri  
19 North Florida

#### January

1 Winthrop  
5 at Virginia  
9 Miami  
12 Duke  
14 at Pittsburgh  
20 Boston College  
22 Clemson  
27 at Miami

#### February

2 Georgia Tech  
5 at Syracuse  
9 Louisville  
13 Wake Forest  
16 at Georgia Tech  
19 at Clemson  
23 at North Carolina  
25 Notre Dame

#### March

2 N.C. State  
5 Virginia Tech  
9 at Wake Forest  
12 ACC Tournament



# SOUTHEAST MISSOURI BASKETBALL



## OPPONENTS

### ABILENE CHRISTIAN WILDCATS

Dec. 21 / 6:30 p.m., CT  
Cape Girardeau, Mo.



Location.....Abilene, Texas  
Founded.....1906  
Enrollment.....4,910  
Colors.....Purple & White  
Nickname.....Wildcats  
Conference.....Southland  
Arena.....Moody Coliseum (\$5,500)  
President.....Dr. Phil Schubert  
Athletics Director.....Allen Ward  
Media Relations.....Lance Fleming  
Office Phone.....(325) 674-2693  
Cell Phone.....(325) 665-3543  
Email.....flemingl@acu.edu  
Fax.....(325) 674-6798  
Press Row.....N/A  
Website.....ACUSports.com  
Head Coach.....Joe Golding  
Alma Mater.....Abilene Christian, 1999  
Career Record.....87-121  
School Record (Yrs.).....87-121 (7)  
2017-18 Record.....16-16  
Conference Record/Finish.....8-10/18th  
Starters Returning/Lost.....N/A  
Lettermen Returning/Lost.....N/A

ACUSPORTS.COM

### UT MARTIN SKYHAWKS

Jan. 5 / 4:30 p.m., CT  
Cape Girardeau, Mo.  
Feb. 14 / 7:30 p.m., CT  
Martin, Tenn.



Location.....Martin, Tenn.  
Founded.....1951  
Enrollment.....6,705  
Colors.....Navy Blue & Orange  
Nickname.....Skyhawks  
Conference.....Ohio Valley  
Arena.....Elam Center (4,300)  
Chancellor.....Dr. Keith Carver  
Athletics Director.....Kurt McGuffin  
Media Relations.....Ryne Rickman  
Office Phone.....(731) 881-7632  
Cell Phone.....(270) 703-2601  
Email.....rrickman@utm.edu  
Fax.....N/A  
Press Row.....(731) 881-7694  
Website.....UTMSports.com  
Head Coach.....Anthony Stewart  
Alma Mater.....Mount Union, 1993  
Career Record.....32-34  
School Record (Yrs.).....32-34 (2)  
2017-18 Record.....10-21  
Conference Record/Finish.....5-13/10th  
Starters Returning/Lost.....2/3  
Lettermen Returning.....7

UTMSPORTS.COM

### ABILENE CHRISTIAN SCHEDULE

#### November

6 Arlington Baptist  
9 Arkansas State  
15 at Denver  
22 vs. Elon  
23 at Pacific  
24 vs. UC-Riverside  
27 Howard Payne

#### December

1 at Pepperdine  
4 Campbell  
8 Schreiner  
15 at Texas Tech  
21 at Southeast Missouri  
29 McMurry

#### January

2 New Orleans  
5 at Sam Houston State  
9 at McNeese  
12 at Southeastern Louisiana  
16 Houston Baptist  
19 Northwestern State  
23 at Stephen F. Austin  
26 Central Arkansas  
30 Texas A&M-Corpus Christi

#### February

6 at Lamar  
9 Sam Houston State  
13 at Nicholls  
16 at Incarnate Word  
23 Southeastern Louisiana  
27 at Texas A&M-Corpus Christi

#### March

2 at Central Arkansas  
5 Stephen F. Austin  
9 Incarnate Word  
13 Southland Tournament

### SIU EDWARDSVILLE COUGARS

Jan. 3 / 7:30 p.m., CT  
Edwardsville, Ill.  
Jan. 24 / 7:45 p.m., CT  
Cape Girardeau, Mo.



Location.....Edwardsville, Ill.  
Founded.....1957  
Enrollment.....14,265  
Colors.....Red & White  
Nickname.....Cougars  
Conference.....Ohio Valley  
Arena.....Vandalabene Center (4,000)  
Chancellor.....Dr. Stephen Hansen  
Athletics Director.....Dr. Brad Hewitt  
Media Relations.....Joe Pott  
Office Phone.....(618) 650-2860  
Cell Phone.....(314) 707-1712  
Email.....jpott@siue.edu  
Fax.....(618) 650-2296  
Press Row.....(618) 558-4112

Website.....SIUECougars.com  
Head Coach.....Jon Harris  
Alma Mater.....Marquette, 2002  
Career Record.....21-67  
School Record (Yrs.).....21-67 (3)  
2017-18 Record.....9-21  
Conference Record/Finish.....5-13/19th  
Starters Returning/Lost.....3/2  
Lettermen Returning/Lost.....N/A

SIUECOUGARS.COM

### AUSTIN PEAY GOVERNORS

Jan. 10 / 7:45 p.m., CT  
Cape Girardeau, Mo.  
Feb. 21 / 8 p.m., CT  
Clarksville, Tenn.



Location.....Clarksville, Tenn.  
Founded.....1927  
Enrollment.....10,597  
Colors.....Red & White  
Nickname.....Governors  
Conference.....Ohio Valley  
Arena.....Dunn Center (7,257)  
President.....Alisa White  
Athletics Director.....Gerald Harrison  
Media Relations.....Colby Wilson  
Office Phone.....(931) 221-6561  
Cell Phone.....N/A  
Email.....wilsonrc@apsu.edu  
Fax.....(931) 221-7562  
Press Row.....(931) 221-7191

Website.....LetsGoPeay.com  
Head Coach.....Matt Figger  
Alma Mater.....Eastern Kentucky, 1995  
Career Record.....19-14  
School Record (Yrs.).....19-14 (1)  
2017-18 Record.....19-14  
Conference Record/Finish.....12-6/3rd  
Starters Returning/Lost.....3/2  
Lettermen Returning/Lost.....N/A

LETSGOPEAY.COM

### SIU EDWARDSVILLE SCHEDULE

#### November

6 Pacific  
10 Winthrop  
21 at Valparaiso  
25 Incarnate Word  
28 at Western Illinois

#### December

1 Southern Illinois  
8 Harris-Stowe  
17 at Drake  
19 at Washington State  
22 vs. Cal State Northridge  
23 vs. Northern Colorado/Rider  
30 Missouri S&T

#### January

3 Southeast Missouri  
5 at Eastern Illinois  
10 at Tennessee Tech  
12 at Jacksonville State  
17 Austin Peay  
19 Murray State  
24 at Southeast Missouri  
26 at UT Martin  
31 Morehead State

#### February

2 Eastern Kentucky  
7 at Austin Peay  
9 at Murray State  
14 Eastern Illinois  
16 UT Martin  
21 at Tennessee State  
23 at Belmont  
28 at Tennessee Tech

#### March

2 Jacksonville State  
6 OVC Tournament

### AUSTIN PEAY SCHEDULE

#### November

6 Oakland City  
9 at Mississippi State  
12 at South Florida  
16 vs. Central Connecticut  
18 vs. Campbell  
24 at Ohio  
29 at Troy

#### December

1 at Alabama A&M  
8 Calvary  
15 Purdue Fort Wayne  
21 at Campbell  
22 vs. Liberty/Alabama State  
28 at Arkansas

#### January

3 Eastern Kentucky  
5 Morehead State  
10 at Southeast Missouri  
12 at UT Martin  
17 at SIU Edwardsville  
19 at Eastern Illinois  
24 Tennessee State  
26 Belmont  
31 at Tennessee Tech

#### February

2 at Jacksonville State  
7 SIU Edwardsville  
9 Eastern Illinois  
14 Murray State  
16 at Morehead State  
21 Southeast Missouri  
23 UT Martin  
28 at Eastern Kentucky

#### March

2 at Murray State  
6 OVC Tournament



PROTECT  
THIS HOUSE.  
PERFORMANCE

GOSOUTHEAST.COM





# SOUTHEAST MISSOURI BASKETBALL

## OPPONENTS

### MURRAY STATE RACERS

Jan. 12 / 4:30 p.m., CT  
Cape Girardeau, Mo.  
Feb. 23 / 7 p.m., CT  
Murray, Ky.

Location.....Murray, Ky.  
Founded.....1922  
Enrollment.....8,636  
Colors.....Navy & Old Gold  
Nickname.....Racers  
Conference.....Ohio Valley  
Arena.....CFSB Center (8,600)  
President.....Dr. Bob Jackson  
Athletics Director.....Velvet Milkman  
Media Relations.....Dave Winder  
Office Phone.....(270) 809-4271  
Cell Phone.....(270) 293-0566  
Email.....dwinder@murraystate.edu  
Fax.....(270) 809-6814  
Press Row.....(270) 809-5551  
Website.....GoRacers.com  
Head Coach.....Matt McMahon  
Alma Mater.....Appalachian State, 2000  
Career Record.....59-37  
School Record (Yrs.).....59-37 (3)  
2017-18 Record.....26-6  
Conference Record/Finish.....16-2/1st  
Starters Returning/Lost.....3/2  
Lettermen Returning.....7



GORACERS.COM

### MURRAY STATE SCHEDULE

**November**  
10 Wright State  
16 Spalding  
24 Missouri State  
26 at Alabama

**December**  
1 Prairie View A&M  
8 at Middle Tennessee  
12 at Southern Illinois  
15 Jackson State  
18 Evansville  
22 at Auburn  
29 Bethel

**January**  
3 Morehead State  
5 Eastern Kentucky  
10 at UT Martin  
12 at Southeast Missouri  
17 at Eastern Illinois  
19 at SIU Edwardsville  
24 Belmont  
26 Tennessee State  
31 at Jacksonville State

**February**  
2 at Tennessee Tech  
7 Eastern Illinois  
9 SIU Edwardsville  
14 at Austin Peay  
16 at Eastern Kentucky  
21 UT Martin  
23 Southeast Missouri  
28 at Morehead State

**March**  
2 Austin Peay  
6 OVC Tournament

### MOREHEAD STATE EAGLES

Jan. 17 / 6:35 p.m., CT  
Morehead, Ky.

Location.....Morehead, Ky.  
Founded.....1887  
Enrollment.....10,951  
Colors.....Blue & Gold  
Nickname.....Eagles  
Conference.....Ohio Valley  
Arena.....Ellis T. Johnson Arena (6,500)  
President.....Dr. Joseph A. Morgan  
Athletics Director.....Brian Hutchinson  
Media Relations.....Matt Schabert  
Office Phone.....(606) 783-2556  
Cell Phone.....N/A  
Email.....m.schabert@moreheadstate.edu  
Fax.....(606) 783-2550  
Press Row.....(606) 783-2500  
Website.....MSUEagles.com  
Head Coach.....Preston Spradlin  
Alma Mater.....Alice Lloyd (Ky.), 2009  
Career Record.....20-30  
School Record (Yrs.).....20-30 (2)  
2017-18 Record.....8-21  
Conference Record/Finish.....4-14/12th  
Starters Returning/Lost.....5/0  
Lettermen Returning/Lost.....N/A



MSUEAGLES.COM

### MOREHEAD STATE SCHEDULE

**November**  
6 Kentucky Christian  
8 at UConn  
10 at Syracuse  
16 vs. UMKC  
17 vs. Green Bay/Eastern Washington  
25 Lipscomb  
27 Northern Kentucky  
30 Ohio-Chillicothe

**December**  
10 at Marshall  
13 at Samford  
18 at Wright State  
21 IUPUI  
29 at Missouri

**January**  
3 at Murray State  
5 at Austin Peay  
10 at Belmont  
12 at Tennessee State  
17 Southeast Missouri  
19 UT Martin  
24 Tennessee Tech  
26 Jacksonville State  
31 at SIU Edwardsville

**February**  
2 at Eastern Illinois  
7 Tennessee State  
9 Belmont  
14 Eastern Kentucky  
16 Austin Peay  
21 at Jacksonville State  
23 at Tennessee Tech  
28 Murray State

**March**  
2 at Eastern Kentucky  
6 OVC Tournament

### EASTERN KENTUCKY COLONELS

Jan. 19 / 6 p.m., CT  
Richmond, Ky.

Location.....Richmond, Ky.  
Founded.....1906  
Enrollment.....17,034  
Colors.....Maroon & White  
Nickname.....Colonels  
Conference.....Ohio Valley  
Arena.....McBrayer Arena (6,500)  
President.....Dr. Michael T. Benson  
Athletics Director.....Stephen Lochmueller  
Media Relations.....Steve Fohl  
Office Phone.....(859) 622-1253  
Cell Phone.....(859) 200-1958  
Email.....steve.fohl@eku.edu  
Fax.....(859) 622-5108  
Press Row.....(859) 622-5908  
Website.....EKUSports.com  
Head Coach.....A.W. Hamilton  
Alma Mater.....Marshall, 2005  
Career Record.....First Year  
School Record (Yrs.).....First Year  
2017-18 Record.....11-20  
Conference Record/Finish.....5-13/9th  
Starters Returning/Lost.....2/3  
Lettermen Returning/Lost.....N/A



EKUSPORTS.COM

### EASTERN KENTUCKY SCHEDULE

**November**  
7 Marshall  
10 at Chattanooga  
13 Midway University  
16 vs. Kansas State  
17 vs. TBA  
19 vs. TBA  
28 at Tennessee

**December**  
1 at High Point  
5 South Carolina-Upstate  
8 Northern Kentucky  
15 at Xavier  
22 at Duquesne  
29 Brescia

**January**  
3 at Austin Peay  
5 at Murray State  
10 at Tennessee State  
12 at Belmont  
17 UT Martin  
19 Southeast Missouri  
24 Jacksonville State  
26 Tennessee Tech  
31 at Eastern Illinois

**February**  
2 at SIU Edwardsville  
7 Belmont  
9 Tennessee State  
14 at Morehead State  
16 Murray State  
21 at Tennessee Tech  
23 at Jacksonville State  
28 Austin Peay

**March**  
2 Morehead State  
6 OVC Tournament

### EASTERN ILLINOIS PANTHERS

Jan. 26 / 4:30 p.m., CT  
Cape Girardeau, Mo.  
Feb. 16 / 3:15 p.m., CT  
Charleston, Ill.

Location.....Charleston, Ill.  
Founded.....1895  
Enrollment.....7,526  
Colors.....Blue & Gray  
Nickname.....Panthers  
Conference.....Ohio Valley  
Arena.....Lantz Arena  
President.....5,300  
Athletics Director.....Tom Michael  
Media Relations.....Rich Moser  
Office Phone.....(217) 581-7480  
Cell Phone.....(217) 508-8317  
Email.....rlmoser@eiu.edu  
Fax.....(217) 581-7001  
Press Row.....(217) 581-5135  
Website.....EIUPanthers.com  
Head Coach.....Jay Spoonhour  
Alma Mater.....Pittsburg State, 1994  
Career Record.....185-138  
School Record (Yrs.).....79-106 (6)  
2017-18 Record.....12-19  
Conference Record/Finish.....7-11/8th  
Starters Returning/Lost.....2/3  
Lettermen Returning/Lost.....6/7



EIUPANTHERS.COM

### EASTERN ILLINOIS SCHEDULE

**November**  
6 at Texas  
10 at IUPUI  
17 Western Illinois  
23 vs. Garner-Webb  
24 vs. Arkansas State  
25 vs. UNC Wilmington  
28 Purdue Fort Wayne

**December**  
1 at Chicago State  
4 Fontbonne  
8 at Western Illinois  
15 at Bradley  
21 at Iowa State  
30 North Alabama

**January**  
3 UT Martin  
5 SIU Edwardsville  
10 at Jacksonville State  
12 at Tennessee Tech  
17 Murray State  
19 Austin Peay  
24 at UT Martin  
26 at Southeast Missouri  
31 Eastern Kentucky

**February**  
2 Morehead State  
7 at Murray State  
9 at Austin Peay  
14 at SIU Edwardsville  
16 Southeast Missouri  
21 at Belmont  
23 at Tennessee State  
28 Jacksonville State

**March**  
2 Tennessee Tech  
6 OVC Tournament



# SOUTHEAST MISSOURI BASKETBALL



## OPPONENTS

### BELMONT BRUINS



Jan. 31 / 7 p.m., CT  
Nashville, Tenn.  
Mar. 2 / 7 p.m., CT  
Cape Girardeau, Mo.

Location.....Nashville, Tenn.  
Founded.....1890  
Enrollment.....8,318  
Colors.....Navy, Red & White  
Nickname.....Bruins  
Conference.....Ohio Valley  
Arena.....Curb Event Center (5,000)  
President.....Dr. Robert C. Fisher  
Athletics Director.....Scott Corley  
Media Relations.....Greg Sage  
Office Phone.....(615) 460-6698  
Cell Phone.....(615) 512-3633  
Email.....greg.sage@belmont.edu  
Fax.....(615) 460-5584  
Press Row.....(615) 460-8554  
Website.....BelmontBruins.com  
Head Coach.....Rick Byrd  
Alma Mater.....Tennessee, 1976  
Career Record.....778-395  
School Record (Yrs.).....686-340  
2017-18 Record.....24-9  
Conference Record/Finish.....15-3/2nd  
Starters Returning/Lost.....2/3  
Lettermen Returning/Lost.....6/4

BELMONTBRUINS.COM

### BELMONT SCHEDULE

<b>November</b>	
10	Illinois State
12	Middle Tennessee
15	at Lipscomb
20	Trevecca Nazarene
24	at Kennesaw State
29	at Samford
<b>December</b>	
1	at Green Bay
4	Lipscomb
15	at UCLA
19	Western Kentucky
29	at Purdue
<b>January</b>	
3	Jacksonville State
5	Tennessee Tech
10	Morehead State
12	Eastern Kentucky
17	at Jacksonville State
19	Tennessee State
24	at Murray State
26	at Austin Peay
31	Southeast Missouri
<b>February</b>	
2	UT Martin
7	at Eastern Kentucky
9	at Morehead State
14	at Tennessee State
16	at Tennessee Tech
21	Eastern Illinois
23	SIU Edwardsville
28	at UT Martin
<b>March</b>	
2	at Southeast Missouri
6	OVC Tournament

### TENNESSEE STATE TIGERS



Feb. 2 / 7:30 p.m., CT  
Nashville, Tenn.  
Feb. 28 / 7:45 p.m., CT  
Cape Girardeau, Mo.

Location.....Nashville, Tenn.  
Founded.....1912  
Enrollment.....9,165  
Colors.....Reflex Blue & White  
Nickname.....Tigers  
Conference.....Ohio Valley  
Arena.....Gentry Center (9,100)  
President.....Dr. Glenda Baskin Glover  
Athletics Director.....Teresa Phillips  
Media Relations.....Gavin Nevill  
Office Phone.....(629) 202-1091  
Cell Phone.....(610) 442-3431  
Email.....tneville@tnstate.edu  
Fax.....(615) 963-7692  
Press Row.....(615) 963-7616  
Website.....TSUTigers.com  
Head Coach.....Brian "Penny" Collins  
Alma Mater.....Belmont, 2006  
Career Record.....First Year  
School Record (Yrs.).....First Year  
2017-18 Record.....15-15  
Conference Record/Finish.....10-8/6th  
Starters Returning/Lost.....1/4  
Lettermen Returning/Lost.....6/7

TSUTIGERS.COM

### TENNESSEE STATE SCHEDULE

<b>November</b>	
10	at Lipscomb
13	Little Rock
15	Carver
17	Fisk
20	at Cal State Northridge
23	at Kentucky
<b>December</b>	
1	at Western Kentucky
9	at Coppin State
15	North Carolina A&T
18	at Akron
22	at Memphis
29	at Vanderbilt
<b>January</b>	
3	Tennessee Tech
5	Jacksonville State
10	Eastern Kentucky
12	Morehead State
17	at Tennessee Tech
19	at Belmont
24	at Austin Peay
26	at Murray State
31	UT Martin
<b>February</b>	
2	Southeast Missouri
7	at Morehead State
9	at Eastern Kentucky
14	Belmont
16	at Jacksonville State
21	SIU Edwardsville
23	Eastern Illinois
28	at Southeast Missouri
<b>March</b>	
2	at UT Martin
6	OVC Tournament

### TENNESSEE TECH GOLDEN EAGLES



Feb. 7 / 7:45 p.m., CT  
Cape Girardeau, Mo.

Location.....Cookeville, Tenn.  
Founded.....1915  
Enrollment.....10,492  
Colors.....Purple & Gold  
Nickname.....Golden Eagles  
Conference.....Ohio Valley  
Arena.....Eblen Center (7,500)  
President.....Dr. Phil Oldham  
Athletics Director.....Mark Wilson  
Media Relations.....Mike Lehman  
Office Phone.....(931) 372-3088  
Cell Phone.....(931) 319-3975  
Email.....mlehman@tnitech.edu  
Fax.....(931) 372-6139  
Press Row.....(931) 372-6077  
Website.....TTUSports.com  
Head Coach.....Steve Payne  
Alma Mater.....Union College, 1990  
Career Record.....110-111  
School Record (Yrs.).....110-111 (6)  
2017-18 Record.....19-14  
Conference Record/Finish.....10-8/5th  
Starters Returning/Lost.....1/4  
Lettermen Returning/Lost.....N/A

TTUSPORTS.COM

### TENNESSEE TECH SCHEDULE

<b>November</b>	
6	at Memphis
10	Presbyterian
13	at Savannah State
16	at North Carolina
18	at Michigan State
23	ULM
28	Winthrop
<b>December</b>	
1	at Chattanooga
6	Warren Wilson College
9	Hiwassee College
15	at Kennesaw State
20	Savannah State
29	at Tennessee
<b>January</b>	
3	at Tennessee State
5	at Belmont
10	SIU Edwardsville
12	Eastern Illinois
17	Tennessee State
19	at Jacksonville State
24	at Morehead State
26	at Eastern Kentucky
31	Austin Peay
<b>February</b>	
2	Murray State
7	at Southeast Missouri
9	at UT Martin
14	Jacksonville State
16	Belmont
21	Eastern Kentucky
23	Morehead State
28	at SIU Edwardsville
<b>March</b>	
2	at Eastern Illinois
6	OVC Tournament

### JACKSONVILLE STATE GAMECOCKS



Feb. 9 / 4:30 p.m., CT  
Cape Girardeau, Mo.

Location.....Jacksonville, Ala.  
Founded.....1883  
Enrollment.....8,567  
Colors.....Red & White  
Nickname.....Gamecocks  
Conference.....Ohio Valley  
Arena.....Pete Mathews Coliseum (3,500)  
President.....Dr. John M. Beehler  
Athletics Director.....Greg Seitz  
Media Relations.....Tyler Brown  
Office Phone.....(256) 782-5977  
Cell Phone.....(423) 619-0557  
Email.....tabrown@jsu.edu  
Fax.....(256) 782-5958  
Press Row.....(256) 782-5528  
Website.....JSUGamecockSports.com  
Head Coach.....Ray Harper  
Alma Mater.....Kentucky Wesleyan, 1985  
Career Record.....474-155  
School Record (Yrs.).....43-28 (2)  
2017-18 Record.....23-13  
Conference Record/Finish.....11-7/4th  
Starters Returning/Lost.....3/2  
Lettermen Returning/Lost.....N/A

JSUGAMECOCKSPORTS.COM

### JACKSONVILLE STATE SCHEDULE

<b>November</b>	
9	at Samford
12	at Penn State
14	at Bradley
20	vs. Western Carolina
21	vs. TBA
28	Carver College
<b>December</b>	
1	at North Alabama
8	at Delaware State
12	at Wichita State
15	at Evansville
18	North Alabama
22	at West Virginia
29	Reinhardt
<b>January</b>	
3	at Belmont
5	at Tennessee State
10	Eastern Illinois
12	SIU Edwardsville
17	Belmont
19	Tennessee Tech
24	at Eastern Kentucky
26	at Morehead State
31	Murray State
<b>February</b>	
2	Austin Peay
7	at UT Martin
9	at Southeast Missouri
14	at Tennessee Tech
16	Tennessee State
21	Morehead State
23	Eastern Kentucky
28	Eastern Illinois
<b>March</b>	
2	at SIU Edwardsville
6	OVC Tournament





# SOUTHEAST MISSOURI BASKETBALL

## RESULTS VS. 2018-19 OPPONENTS

<b>ABILENE CHRISTIAN</b>				<b>EASTERN ILLINOIS</b>				<b>MISSOURI S&amp;T</b>			
Overall: 3-0	12/2/10	L, 60-78	H	Overall: 28-24	2/11/17	L, 80-86 <sup>OT</sup>	A	Overall: 102-31	1/10/15	L, 55-68	H
1961-62 W, 57-55 N	2/26/11	L, 52-75	A	1965-66 W, 115-78 -	1/20/18	W, 86-74	A	1910-11 W, 33-28 A	1/9/16	L, 69-88	A
1963-64 W, 90-87 N	3/3/11 •	L, 60-76	N	1966-67 W, 73-72 -	2/15/18	W, 80-73	H	2/5/20 L, 10-14 A	12/31/16	W, 81-48	H
1985-86 W, 94-72 H	1/26/12	W, 65-60	H	1968-69 L, 72-76 -	<b>EASTERN KENTUCKY</b>				1/13/18	L, 86-91	H
(all games at NCAA Regional)	2/25/12	L, 59-68	A	1969-70 W, 87-80 -	Overall: 19-31			2/23/21 W, 14-12 -	2/22/18	L, 88-91	A
	1/3/13	W, 86-84	H	3/1/71 L, 78-88 -	1/20/92	W, 76-74	H	2/24/21 L, 24-31 -			
	2/28/13	W, 108-81	A	2/26/75 L, 77-92 -	2/15/92	L, 69-83	A	1/22/23 W, 21-20 H			
<b>AUSTIN PEAY</b>				1/25/97 L, 61-65 H	2/15/93	W, 79-63	H	1/23/23 L, 23-26 H			
Overall: 22-38	1/4/14	L, 74-80	A	2/22/97 L, 71-92 A	2/15/93	L, 65-86	A	2/26/23 W, 25-19 A			
12/7/68 L, 85-92 A	2/27/14	W, 83-80	H	1/24/98 L, 78-81 <sup>OT</sup> H	2/15/93	L, 65-86	A	2/27/24 L, 26-38 A			
1/18/69 W, 82-81 H	1/31/15	W, 70-64	A	2/21/98 W, 84-77 <sup>OT</sup> A	1/8/94	L, 62-86	A	2/25/26 W, 25-12 A			
12/18/71 W, 96-93 H	2/28/15	W, 89-65	H	1/23/99 W, 81-70 A	2/7/94	L, 75-84	H	12/18/30 W, 19-14 H			
1/4/92 W, 79-76 H	1/30/16	L, 80-86	H	2/20/99 W, 92-70 H	1/7/95	W, 59-52	H	1/11/33 W, 27-7 A			
2/1/92 L, 86-92 A	2/27/16	L, 75-83	A	2/23/99 • W, 78-57 H	2/6/95	L, 66-71	A	2/10/33 W, 25-21 A			
1/11/93 W, 90-68 A	1/28/17	W, 82-71	A	1/22/00 W, 77-66 H	1/6/96	L, 73-89	A	1/26/34 W, 26-19 -			
2/22/93 W, 77-64 H	2/25/17	L, 79-88	H	2/19/00 W, 72-71 A	2/5/96	L, 76-79	H	12/15/34 L, 25-26 A			
1/31/94 L, 69-75 A	1/6/18	L, 71-76	A	1/20/01 L, 71-83 A	1/11/97	W, 70-68	H	2/25/35 W, 46-38 H			
2/28/94 W, 98-72 H	2/3/18	L, 81-96	H	2/17/01 W, 75-73 H	2/10/97	L, 76-84	A	12/18/35 W, 31-21 H			
1/30/95 L, 63-79 H	<b>BELMONT</b>			1/5/02 L, 74-84 A	1/5/98	L, 79-82 <sup>2OT</sup>	A	1/29/36 W, 29-17 A			
2/27/95 W, 90-87 A	Overall: 0-6			2/19/02 W, 102-87 H	1/31/98	W, 87-78	H	12/17/06 L, 67-70 H			
1/15/96 L, 69-82 A	1/10/13	L, 72-107	A	1/4/03 L, 75-85 H	12/10/98	W, 78-58	H	2/24/07 L, 72-78 A			
2/10/96 L, 71-84 H	1/9/14	L, 94-107	H	2/4/03 L, 73-85 A	2/16/99	W, 77-61	A	12/20/07 W, 81-80 <sup>^</sup> A			
1/4/97 L, 85-96 A	1/1/15	L, 77-78	A	1/13/04 W, 84-64 A	1/29/00	W, 77-65	H	3/1/08 L, 83-86 H			
2/3/97 W, 73-72 H	12/31/15	L, 82-92	H	2/10/04 L, 85-89 H	2/26/00	W, 76-74	A	1/5/09 L, 66-71 A			
12/6/97 W, 73-61 H	1/7/17	L, 75-87	A	1/11/05 W, 79-60 H	1/29/01	W, 65-59	A	1/29/09 L, 68-78 H			
2/2/98 W, 81-57 A	12/28/17	L, 72-94	H	2/8/05 W, 88-79 A	2/22/01	W, 81-70	H	1/4/10 W, 78-66 H			
2/24/98 • L, 46-76 A	<b>BRADLEY</b>			1/5/06 W, 72-60 A	1/10/02	W, 95-75	H	1/28/10 L, 55-58 A			
12/3/98 W, 74-65 A	Overall: 2-8			2/15/06 L, 49-60 H	2/9/02	W, 81-74	A	12/19/10 W, 76-67 A			
1/12/99 W, 87-71 H	12/4/76	L, 80-119	A	1/4/07 W, 80-65 H	1/9/03	W, 93-77	A	1/27/11 L, 56-65 <sup>OT</sup> H			
1/8/00 W, 62-60 H	11/26/97	W, 79-71	H	2/13/07 L, 69-77 A	2/8/03	L, 75-79	H	1/2/12 W, 74-56 H			
2/5/00 L, 64-67 A	11/7/98	L, 47-49	A	1/5/08 W, 82-71 <sup>^</sup> A	2/19/04	L, 81-85	H	2/23/12 L, 59-69 A			
1/6/01 L, 60-88 A	12/22/99	W, 65-60	A	2/14/08 L, 70-90 H	2/17/05	L, 72-83	A	2/20/13 L, 65-67 A			
2/1/01 L, 72-77 H	11/19/04	L, 73-77	A	1/10/09 L, 63-83 H	3/4/05 •	L, 52-69	N	2/20/14 W, 87-70 H			
2/27/01 • L, 70-72 A	12/1/07	L, 72-90	A	2/7/09 L, 62-70 A	1/2/06	W, 68-62	H	1/14/15 W, 69-52 A			
1/26/01 L, 67-68 H	12/14/08	L, 62-75	A	1/9/10 L, 68-88 A	2/11/06	L, 51-80	A	1/13/16 L, 60-74 H			
2/23/01 L, 47-80 A	11/16/11	L, 65-66	A	2/6/10 L, 49-75 H	1/2/07	W, 88-74	A	2/1/17 L, 62-74 A			
1/25/03 L, 49-62 A	11/18/16	L, 78-84	A	1/8/11 W, 78-75 H	2/10/07	L, 61-66	H	3/2/17 L, 51-74 N			
2/22/03 L, 56-63 H	12/20/17	L, 67-75	H	2/5/11 W, 70-64 A	1/2/08	W, 66-55 <sup>^</sup> H	H	1/27/18 L, 60-78 A			
1/8/04 L, 48-52 H	<b>CHATTANOOGA</b>			1/14/12 W, 80-73 H	2/9/08	L, 69-80 <sup>OT</sup> A	A	2/18/47 W, 64-54 H			
1/24/04 L, 52-54 A	Overall: 1-0			1/30/12 W, 74-53 A	1/17/09	L, 71-74	H	2/28/47 W, 44-43 A			
1/6/05 L, 50-60 A	11/18/12	W, 77-65	A	1/26/13 L, 72-78 <sup>OT</sup> A	2/12/09	L, 64-84	A	1/9/48 L, 51-63 A			
1/22/05 W, 65-52 H	<b>CITADEL</b>			2/9/13 W, 77-64 H	1/16/10	L, 63-79	A	Overall: 0-3			
1/14/06 L, 56-63 H	First Meeting			3/6/13 • W, 78-68 N	2/11/10	L, 56-59	H	12/2/95 L, 80-84 H			
1/30/06 L, 62-73 A				1/25/14 L, 74-77 H	1/15/11	L, 52-64	H	11/29/00 L, 77-83 A			
1/13/07 L, 67-68 A				2/8/14 W, 74-68 A	2/10/11	L, 64-77	A	12/17/01 L, 70-82 H			
1/29/07 L, 73-75 H				3/5/14 • W, 79-61 N	3/2/11 • W, 65-49 N			2/11/50 W, 61-51 H			
1/12/08 L, 82-85 A				2/7/15 W, 68-64 H	1/7/12	L, 59-63	A	2/18/50 L, 46-50 A			
1/29/08 W, 121-116 H				2/22/15 L, 65-73 A	2/29/12 • W, 75-65 N			12/15/50 L, 60-62 H			
12/4/08 L, 67-91 H				2/6/16 L, 69-78 A	2/2/13	L, 72-81	H	1/13/51 L, 75-79 A			
2/28/09 L, 78-88 A				2/20/16 L, 68-71 H	3/6/13 • L, 69-84 N			12/20/51 W, 75-67 H			
12/3/09 L, 71-76 A				1/21/17 W, 83-71 H	2/1/14	L, 78-79	A	1/5/52 L, 68-69 A			
2/27/10 L, 68-71 H					3/6/14 • L, 76-84 N			12/17/52 W, 89-55 H			
								1/15/53 W, 78-63 A			





# SOUTHEAST MISSOURI BASKETBALL



## RESULTS VS. 2018-19 OPPONENTS

12/19/53	W, 73-48	H	1/12/78	L, 72-76	A	1/27/01	W, 74-71	H	1948-49	L, 55-68	H	2/4/16	L, 72-78	H	2/18/16	L, 19-25 <sup>OT</sup>	A
1/9/54	W, 101-65	A	2/6/78	W, 87-75	H	2/24/01	W, 63-61	A	1/13/92	L, 76-86	A	2/13/16	L, 56-83	A	1916-17	L, 15-30	A
1/12/55	W, 72-56	H	1/6/79	W, 62-54	N	1/12/02	L, 53-59	H	2/22/92	W, 80-75	H	1/26/17	W, 75-74	A	1916-17	L, 25-48	A
2/12/55	W, 90-87	A	1/11/79	W, 78-61	H	2/7/02	L, 75-91	A	1/16/93	L, 95-111	H	2/23/17	W, 82-69	H	1916-17	L, 25-34	A
12/17/55	W, 81-70	A	2/5/79	W, 74-69	A	1/11/03	L, 63-77	A	2/6/93	L, 96-100	A	1/4/18	L, 73-89	A	1917-18	L, 15-30	A
1/14/56	W, 82-45	H	1/3/80	L, 63-93	N	2/6/03	L, 69-79	H	2/2/94	L, 74-81	A	2/1/18	L, 75-87	H	1917-18	L, 25-48	A
2/5/57	L, 69-74	A	2/4/80	W, 88-75	H	3/4/03 •	L, 84-91	A	2/19/94	L, 95-96	H				1917-18	L, 16-23	H
2/23/57	L, 67-69	H	2/27/80	W, 100-93	A	2/21/04	W, 80-77	H	2/1/95	L, 79-83	H	<b>QUINCY</b>			1917-18	L, 16-21	H
1/8/58	W, 74-68	H	1/7/81	L, 69-71	H	2/19/05	L, 66-88	A	2/18/95	L, 55-83	A	<b>Overall: 9-6</b>			1918-19	W, 36-8	H
2/15/58	W, 76-56	A	2/2/81	L, 56-62	A	1/26/06	L, 55-60	H	2/1/96	L, 77-81	A	1968-69	W, 95-91	-	1918-19	W, 24-21	H
2/10/59	W, 77-63	H	1/23/82	W, 80-68	H	2/9/06	L, 59-62	A	2/22/96	L, 61-79	H	12/3/84	W, 58-52 <sup>OT</sup>	H	1919-20	W, 30-22	A
2/21/59	W, 91-78	A	2/13/82	W, 93-74	A	1/24/07	W, 61-59	A	1/23/97	L, 75-77	A	1/16/85	L, 77-91	A	1919-20	W, 22-12	A
2/6/60	W, 94-56	H	1/26/83	W, 77-75	A	2/8/07	W, 81-78	H	2/6/97	L, 75-86	H	12/11/85	L, 66-76	A	1919-20	W, 38-22	H
2/16/60	W, 88-79	A	2/16/83	W, 95-67	H	1/24/08	L, 78-82	H	1/17/98	L, 66-101	A	1/13/86	W, 66-63	H	1919-20	W, 23-10	H
1/24/61	W, 74-70	H	1/25/84	W, 68-65	H	2/7/08	L, 63-75	A	2/14/98	L, 71-82	H	1/12/87	L, 75-78 <sup>OT</sup>	A	1/14/21	W, 36-8	H
2/25/61	W, 73-70	A	2/15/84	L, 71-80	A	1/15/09	L, 67-73	H	1/14/99	L, 70-71	H	1/26/87	W, 77-46	H	1/15/21	W, 24-21	H
12/27/61	W, 93-71	H	1/9/85	W, 72-60	H	2/14/09	L, 67-79	A	2/11/99	L, 52-62	A	12/9/87	W, 79-56	A	1/28/21	L, 17-18	A
2/3/62	W, 93-68	H	2/2/85	W, 80-57	A	1/14/10	L, 40-80	A	2/27/99 •	L, 61-62	N	1/4/88	W, 104-91	H	1/29/21	L, 16-34	A
2/24/62	W, 95-91	A	1/8/86	L, 67-80	A	2/13/10	L, 54-73	H	1/15/00	W, 84-78	A	12/7/88	L, 56-82	A	1/13/22	W, 19-18	A
12/27/62	W, 95-79	N	2/1/86	W, 65-56	H	1/13/11	L, 63-76	H	2/12/00	L, 60-77	H	1/5/89	L, 89-92	H	2/10/22	W, 55-15	H
1/12/63	W, 102-88	A	1/7/87	W, 75-66	H	2/12/11	L, 52-64	A	3/5/00 •	W, 67-56	N	1/8/90	L, 77-86	H	1/26/23	L, 25-37	A
12/19/63	W, 74-63	N	1/31/87	W, 88-79	A	12/28/11	W, 67-51	H	1/11/01	L, 58-60	H	2/26/90	W, 103-65	A	1/27/23	L, 11-28	A
1/18/64	W, 105-62	H	1/13/88	W, 90-83	A	1/17/13	L, 59-75	H	2/8/01	L, 54-65	A	12/3/90	W, 90-68	H	2/9/23	W, 26-19	H
2/22/64	W, 93-73	A	2/6/88	W, 95-78	H	1/16/14	L, 67-80	A	1/19/02	L, 72-85	A	1/5/91	W, 96-81	A	2/10/23	L, 19-22	H
12/22/64	W, 82-79	A	1/11/89	W, 77-65	H	1/8/15	L, 57-70	H	2/16/02	L, 86-92	H				1/25/24	W, 38-17	H
1/30/65	W, 97-62	H	2/4/89	W, 85-59	A	3/4/15 •	L, 74-79	N	1/18/03	W, 78-68	H	<b>SAINT LOUIS</b>			1/26/24	W, 22-12	H
2/20/65	L, 78-81	A	2/3/90	W, 57-56	A	1/7/16	L, 69-96	A	2/15/03	L, 65-71	A	<b>Overall: 4-10</b>			2/8/24	W, 24-15	A
2/5/66	L, 83-88	A	2/21/90	W, 84-72	H	2/4/17	L, 81-89	H	2/7/04	L, 74-80	H	1915-16	L, 12-20	-	2/9/24	W, 17-13	A
2/12/66	W, 92-81	H	2/2/91	W, 70-59	H	1/11/18	W, 78-75	H	2/26/04	L, 63-76	A	1915-16	L, 15-30	-	1/24/25	W, 31-15	A
2/4/67	W, 74-69	A	2/20/91	W, 87-65	A	2/8/18	W, 78-62	A	2/5/05	W, 61-58	A	1916-17	L, 24-26	-	2/28/25	W, 33-19	A
2/11/67	W, 78-73	H	11/21/00	W, 87-63	H				2/24/05	L, 57-61	H	1/24/19	L, 15-20	-	1/29/26	W, 36-11	H
12/16/67	W, 57-55	H				<b>MURRAY STATE</b>			3/1/05 •	W, 61-58	A	1/25/19	W, 20-9	-	3/5/26	W, 22-17	A
2/10/68	L, 63-80	A	<b>MOREHEAD STATE</b>			<b>Overall: 21-56</b>			1/7/06	L, 68-81	A	1919-20	L, 28-36	-	1/28/27	L, 24-29	A
12/14/68	W, 79-78	A	<b>Overall: 19-29</b>			1930-31	W, 29-47	H	1/28/06	L, 69-76	H	1919-20	W, 34-20	-	3/5/27	L, 23-40	H
2/8/69	W, 90-69	H	1/18/92	W, 85-74	H	1930-31	L, 41-45	A	1/8/07	W, 96-85	A	1/6/37	W, 40-26	-	2/27/29	L, 25-35	A
1/10/70	W, 71-62	A	2/17/92	L, 80-84	A	1938-39	L, 41-49	A	1/27/07	L, 67-85	H	12/14/45	L, 28-29	-	1/12/31	L, 22-30	H
2/21/70	W, 101-82	H	1/23/93	W, 107-96	H	1939-40	L, 40-42	H	1/7/08	L, 51-79	H	12/15/01	L, 62-88	A	1930-31	L, 19-31	A
12/14/70	W, 78-75	A	2/13/93	L, 85-92	A	1939-40	L, 28-41	A	1/26/08	L, 85-86	A	12/29/04	W, 65-49	A	1931-32	W, 35-23	H
1/16/71	W, 87-78	H	1/10/94	L, 72-85	A	1940-41	L, 32-38	H	1/24/09	L, 55-80	A	11/14/09	L, 41-59	A	1931-32	L, 24-31	A
1/15/72	L, 86-95	A	2/5/94	L, 80-94	H	1940-41	W, 36-25	A	2/17/09	L, 62-70	H	11/8/13	L, 64-87	A	1/25/33	L, 26-31	H
1/22/72	W, 85-73	H	1/9/95	L, 72-74 <sup>OT</sup>	H	1941-42	L, 56-58	H	1/23/10	L, 61-80	H	12/22/17	L, 48-78	A	2/20/33	L, 33-40	A
1/27/73	L, 72-91	A	2/4/95	L, 49-80	A	1941-42	L, 30-32	A	2/16/10	L, 68-80	A				1/19/34	L, 24-32	H
2/3/73	L, 61-75	H	1/8/96	W, 81-64	A	1942-43	W, 46-42	H	1/22/11	L, 58-96	A	<b>SOUTH ALABAMA</b>			2/13/34	L, 21-35	H
1/3/74	L, 67-76	N	2/3/96	W, 76-74	H	1942-43	W, 36-29	A	2/16/11	W, 64-57	H	<b>First Meeting</b>			1/23/35	L, 25-37	H
1/26/74	W, 79-76	H	1/13/97	W, 94-75	H	1942-43	W, 38-32	H	2/2/12	L, 73-81	A				2/5/35	L, 37-44	H
2/2/74	L, 79-87	A	2/8/97	L, 80-83	A	1943-44	W, 61-45	H	2/15/12	L, 66-75	H	<b>SOUTHERN ILLINOIS</b>			1/11/36	L, 30-34	H
1/25/75	L, 54-79	A	1/3/98	W, 64-61	A	1944-45	L, 37-43	H	1/5/13	L, 66-74	H	<b>Overall: 46-69</b>			2/11/36	W, 31-21	H
2/1/75	W, 90-61	H	1/29/98	W, 99-79	H	1944-45	W, 38-34	A	3/2/13	W, 84-68	A	2/20/14	L, 7-11	A	1/11/37	W, 27-23	H
1/24/76	L, 73-74	H	1/4/99	W, 71-69	H	1945-46	L, 42-46	H	1/2/14	L, 75-82	A	1914-15	L, 15-23	A	2/16/37	W, 31-27	H
1/31/76	L, 73-84	A	1/30/99	W, 72-60	A	1945-46	W, 47-44	A	3/1/14	W, 118-115 <sup>20T</sup>	H	1914-15	L, 17-20	A	1/5/38	W, 43-29	H
1/29/77	L, 75-89	A	1/27/00	W, 80-59	H	1946-47	W, 53-51	H	2/5/15	L, 72-82	A	2/4/16	W, 56-26	H	2/21/38	W, 36-24	H
2/5/77	L, 80-88	H	2/24/00	W, 74-58	A	1947-48	L, 51-55	H	2/14/15	L, 92-94 <sup>OT</sup>	H	2/5/16	W, 37-26	H	12/31/38	L, 24-27	N



# SOUTHEAST MISSOURI BASKETBALL

## RESULTS VS. 2018-19 OPPONENTS

1/13/39	W, 34-23	H	12/3/03	L, 58-71	A	2/1/97	W, 78-75	H	1/8/98	W, 69-51	H	2/26/72	L, 87-91	A	1/24/16	W, 68-60 <sup>OT</sup>	H
2/10/39	W, 46-45 <sup>2OT</sup>	A	12/9/09	L, 65-86	H	12/4/97	L, 77-79 <sup>OT</sup>	H	2/5/98	L, 57-77	A	12/22/72	W, 81-72	H	2/11/16	L, 64-77	A
1/30/40	L, 25-38	H	12/8/10	L, 68-83	A	1/13/98	W, 60-59	A	1/9/99	W, 64-51	A	2/13/79	W, 81-72	A	1/14/17	L, 69-79	A
2/26/40	L, 36-52	A	12/10/14	W, 55-54	H	12/5/98	W, 70-49	A	2/6/99	L, 62-68	H	1/30/80	L, 74-85	A	2/18/17	W, 90-61	H
1/9/41	L, 33-43	A	12/2/15	L, 50-74	A	2/2/99	W, 61-54	H	12/2/99	W, 84-79	A	1/5/81	W, 73-71	H	2/10/18	W, 81-77 <sup>OT</sup>	A
2/7/41	W, 51-46	H	12/9/17	W, 75-69	A	1/6/00	W, 79-46	H	1/18/00	W, 61-50	H	1/13/82	L, 43-77	A	2/24/18	L, 66-72	H
1/7/42	W, 62-34	H				2/3/00	L, 52-56	A	12/9/00	L, 68-70	H	12/10/82	W, 92-65	H			
2/27/42	L, 36-39	A	<b>SIV EDWARDSVILLE</b>			1/4/01	W, 88-57	A	2/6/01	L, 69-79	A	1/3/84	L, 64-78	A	<b>WESTERN ILLINOIS</b>		
12/16/42	L, 42-47	H	Overall: 20-9			2/3/01	L, 94-96	H	1/24/02	L, 62-75	H	12/1/84	W, 74-59	H	Overall: 6-5		
12/17/43	L, 43-53	A	2/24/72	W, 87-82	H	1/7/02	L, 82-94	H	2/2/02	L, 67-82	A	12/9/85	L, 67-84	A	1/6/66	L, 81-84	A
1/2/43	L, 40-52	A	3/5/72	L, 84-89	A	1/31/02	L, 65-72	A	2/26/02 •	L, 58-73	A	12/6/86	L, 64-66	A	1/21/67	W, 93-78	H
2/20/43	W, 52-48	H	1/2/76	L, 75-99	N	1/30/03	W, 87-67	H	2/1/03	W, 75-71	H	12/5/87	W, 89-77	H	1/25/71	W, 103-90	H
1/12/44	W, 42-38	H	11/24/81	W, 67-57	H	3/1/03	W, 89-82	A	2/27/03	L, 73-89	A	12/3/88	W, 86-65	H	1/24/72	W, 94-93	A
2/16/44	W, 41-37	H	12/5/81	W, 87-61	A	1/15/04	W, 81-75	H	1/10/04	L, 69-71	H	12/9/89	W, 87-76	A	12/1/01	L, 58-71	H
12/12/44	L, 41-53	A	2/4/82	W, 81-62	H	2/14/04	L, 86-90	A	1/22/04	L, 73-74	A	12/1/90	W, 101-73	H	1/2/02	L, 75-82	A
2/14/45	W, 52-50	H	12/14/84	W, 101-64	H	1/13/05	L, 101-105 <sup>2OT</sup>	A	1/8/05	L, 61-63	A	1/27/93	L, 89-90	A	1/21/03	L, 75-84	A
1/22/46	L, 47-61	A	1/5/85	W, 63-58	A	2/12/05	W, 85-68	H	1/20/05	L, 81-82 <sup>OT</sup>	H	2/24/93	W, 69-68	H	2/18/03	W, 53-52	H
2/12/46	L, 46-58	H	2/10/86	W, 90-79	H	12/8/05	W, 70-69	H	12/10/05	L, 65-79	H	1/24/94	W, 86-63	H	12/10/08	L, 66-71	A
1/14/47	L, 39-42	A	11/22/86	L, 62-72	A	1/19/06	L, 63-68	A	1/21/06	L, 76-87	A	2/26/94	L, 87-103	A	12/21/08	W, 64-63	H
1/29/47	W, 51-40	H	11/23/90	W, 111-85	N	12/7/06	L, 72-75	A	12/9/06	L, 76-91	A	1/23/95	W, 61-59	A	11/16/16	W, 74-71	A
12/13/47	L, 45-54	H	11/14/98	W, 78-35	H	1/18/07	W, 92-78	H	1/20/07	L, 80-87	H	2/25/95	W, 75-66	H			
1/1/48	L, 43-63	N	12/31/08	L, 69-70	H	12/6/07	W, 102-95 ^	H	2/27/07 •	L, 60-88	A	1/11/96	W, 71-61	H	^ Indicates win vacated due to NCAA infractions.		
1/14/48	L, 45-72	A	2/2/10	W, 68-49	H	1/17/08	L, 75-87	A	12/8/07	W, 84-74 ^	H	2/8/96	L, 59-79	A			
2/9/49	W, 53-47	H	2/7/11	W, 83-63	A	12/6/08	L, 72-83	H	1/19/08	L, 76-93	A	1/9/97	W, 82-72 <sup>OT</sup>	H			
2/22/49	L, 75-88	A	1/12/12	W, 85-68	H	2/26/09	L, 82-87	A	1/3/09	L, 76-103	A	2/20/97	L, 62-92	A			
12/13/49	L, 48-60	A	2/11/12	W, 85-72	A	12/5/09	W, 74-66	A	1/31/09	L, 75-91	H	1/15/98	L, 82-91 <sup>2OT</sup>	A			
2/8/50	L, 50-60	H	1/24/13	L, 77-80	A	2/25/10	L, 67-74	H	1/2/10	L, 73-82	H	2/12/98	W, 87-61	H			
12/6/50	L, 46-74	A	2/7/13	W, 76-67	H	12/4/10	L, 67-77	H	1/30/10	L, 68-82	A	1/16/99	W, 84-75 <sup>OT</sup>	H			
1/2/51	L, 56-67	H	1/23/14	W, 82-78	H	2/24/11	L, 52-57	A	12/21/10	W, 77-75	A	2/13/99	W, 60-49	A			
1/3/52	W, 59-57	H	2/6/14	L, 88-93 <sup>OT</sup>	A	2/4/12	L, 72-75	H	1/29/11	L, 86-93	H	1/13/00	L, 66-75	A			
1/22/52	L, 42-44	A	1/29/15	L, 61-75	H	1/12/13	L, 69-81	A	1/21/12	L, 62-77	A	2/10/00	W, 80-68	H			
12/9/52	L, 62-67	H	2/19/15	L, 72-75	A	1/11/14	W, 102-94	H	3/1/12 •	L, 73-77	N	2/29/00 •	W, 76-74	H			
1/27/53	L, 68-74	A	1/28/16	W, 58-51	A	1/3/15	W, 77-62	A	1/19/13	W, 74-62	H	12/3/05	L, 60-72	A			
12/7/53	L, 50-55	A	2/18/16	L, 69-72	H	1/2/16	L, 66-72	H	1/18/14	W, 83-74	A	2/4/06	L, 55-66	H			
1/28/54	W, 69-66	H	1/19/17	W, 79-76	H	1/5/17	L, 62-65	A	1/17/15	W, 65-61	H	12/2/06	W, 81-79	H			
3/11/61	W, 87-84	H	2/9/17	W, 71-67	A	3/1/17	W, 78-75 <sup>OT</sup>	N	1/16/16	L, 55-91	A	2/3/07	W, 73-69	A			
1/16/63	W, 72-68	A	1/18/18	W, 86-74	A	12/31/17	W, 77-65	H	1/10/17	W, 83-78	H	2/2/08	L, 71-90	H			
2/13/63	W, 67-60	H	2/17/18	W, 79-74	H				1/25/18	L, 65-76	A	2/16/08	L, 85-98	A			
3/8/63	L, 79-87	N				<b>TENNESSEE TECH</b>						1/12/09	L, 67-81	H			
12/20/63	L, 62-70	N	<b>TENNESSEE STATE</b>			Overall: 16-33			<b>UT MARTIN</b>			1/22/09	L, 73-86	A			
11/28/81	L, 67-91	A	Overall: 21-26			1/27/92	L, 51-84	A	Overall: 42-27			1/21/10	W, 77-63	H			
12/4/82	W, 55-50	A	1/25/92	L, 62-63	A	2/8/92	L, 78-88	H	12/14/62	W, 93-77	H	2/9/10	L, 70-73	A			
12/16/93	L, 54-82	A	2/10/92	W, 76-66	H	2/1/93	W, 79-74	H	12/14/63	W, 110-80	H	1/3/11	W, 82-75	H			
12/15/94	L, 72-74	H	1/9/93	L, 70-95	A	3/1/93	L, 99-113	A	1/8/64	W, 63-56	A	1/20/11	L, 69-79	A			
12/14/95	L, 64-70	A	2/20/93	W, 94-77	H	1/15/94	W, 87-77	H	12/11/64	W, 71-55	A	1/5/12	W, 73-71	A			
12/12/96	L, 68-78	H	1/22/94	L, 83-94	H	2/12/94	W, 89-83	A	12/18/64	W, 76-66	H	2/9/12	W, 86-56	H			
12/11/97	L, 62-81	A	1/29/94	L, 87-96	A	1/14/95	L, 58-97	A	1965-66	L, 84-92	A	12/29/12	W, 65-60	H			
12/28/98	L, 49-70	H	1/21/95	L, 80-83	A	2/13/95	W, 89-73	H	1965-66	W, 113-86	A	2/16/13	W, 96-74	A			
1/2/00	L, 51-62	A	1/28/95	W, 66-64	H	1/22/96	W, 81-78 <sup>OT</sup>	H	12/22/66	W, 75-71	H	2/12/14	L, 70-79	H			
12/5/00	W, 87-84	H	1/20/96	L, 70-82	H	2/17/96	L, 69-102	A	1/25/67	L, 77-87	A	2/22/14	W, 77-74	A			
12/22/01	L, 80-92	A	2/19/96	L, 73-76	A	1/20/97	L, 82-86	A	12/17/71	W, 95-87	H	1/24/15	L, 53-70	A			
12/7/02	L, 69-85	H	1/6/97	W, 71-53	A	2/15/97	W, 78-65	H	12/17/71	W, 95-87	H	2/12/15	W, 98-76	H			



# SOUTHEAST MISSOURI BASKETBALL



## RECORDS VS. ALL OPPONENTS

<b>Abilene Christian</b> ..... <b>3-0</b>	East Texas .....1-0	Midwestern University..... 2-1	Sacramento State .....2-0	Southwestern Oklahoma ..1-0	West Texas State.....1-1
Alabama A&M .....2-1	<b>Eastern Illinois*</b> ..... <b>28-24</b>	Middle Tennessee.....14-7	Sacred Heart.....0-1	Sparks College.....1-1	Western Carolina.....1-0
Alabama-Birmingham.....0-1	<b>Eastern Kentucky*</b> ..... <b>19-31</b>	Millikin.....2-3	<b>Saint Louis</b> ..... <b>4-10</b>	Spring Hill (Mobile).....1-0	Western Colorado.....1-0
Alabama-Huntsville.....0-2	Eastern Michigan .....0-2	Mississippi.....0-3	Samford* .....3-6	State College of Iowa.....0-1	<b>Western Illinois</b> ..... <b>6-5</b>
Alaska.....1-0	Eastern Tennessee State..1-0	Mississippi State.....0-1	Sam Houston State.....1-0	St. Bonaventure.....0-1	Western Kentucky .....0-4
Alcorn State.....2-0	Eastern Washington .....1-0	<b>Mississippi Valley State .. 0-3</b>	San Diego.....0-1	St. Regis (Denver).....901	Western Michigan.....0-1
Arkansas.....1-8	Emporia State.....1-0	Missouri .....0-8	San Francisco.....1-0	<b>Tennessee State*</b> ..... <b>21-26</b>	Westminster College.....7-5
Arkansas College .....1-0	Evangel College.....1-0	Missouri Baptist .....18-0	San Jose State.....1-0	<b>Tennessee Tech*</b> ..... <b>16-33</b>	Wheaton .....1-0
Arkansas-Little Rock.....1-3	Evansville* .....5-10	Missouri-Kansas City.....8-3	Savannah State .....1-0	Texas Arlington.....2-0	William Jewell.....0-1
Arkansas State .....31-29	Fairfield .....1-1	Missouri State .....54-92	School of the Ozarks.....1-2	Texas Rio Grande Valley.....3-1	William Penn.....1-0
Arkansas Tech.....0-1	Florida Gulf Coast.....0-1	Missouri-St. Louis.....26-11	Sewanee .....1-0	Texas State.....1-0	Williams Baptist.....1-0
Augustana .....1-0	Florida Southern.....0-2	<b>Missouri S&amp;T</b> ..... <b>102-31</b>	SMU.....0-2	Texas Wesleyan.....1-0	Wisconsin.....0-1
<b>Austin Peay</b> ..... <b>22-38</b>	<b>Florida State</b> ..... <b>0-1</b>	Missouri Southern .....8-1	South Dakota State.....3-0	Toledo .....0-1	Wisconsin-Green Bay .....2-2
Baker University .....3-0	Fort Wayne.....1-1	Missouri Western .....4-2	South Florida .....0-2	Transylvania .....1-0	Wisconsin-Milwaukee.....5-1
Ball State .....0-2	Fresno State.....0-1	Montana.....0-4	Southeastern Louisiana ..6-0	Troy .....4-1	Wittenberg .....0-1
<b>Belmont</b> ..... <b>0-6</b>	Grambling State.....0-1	Montana State.....0-1	Southeastern Oklahoma ..1-0	Truman State.....83-62	Xavier (Ohio).....0-2
Benedictine.....1-0	Hannibal-LaGrange .....7-0	<b>Morehead State</b> ..... <b>19-29</b>	Southern Arkansas.....1-0	Tulane .....1-1	
Bethel College.....1-0	Harding .....1-0	Morris Brown.....2-0	Southern Calif. College.....1-0	Tulsa .....0-2	* Indicates opponents SEMO
Birmingham Southern.....0-1	Harris-Stowe.....9-2	<b>Murray State</b> ..... <b>21-56</b>	<b>Southern Illinois</b> ..... <b>46-69</b>	Union University.....16-6	had to vacate one win against
Bowling Green.....0-2	Henderson State.....4-2	Nebraska.....0-1	<b>SIU Edwardsville</b> ..... <b>20-9</b>	Upper Iowa.....1-0	during the 2007-08 season
<b>Bradley</b> ..... <b>2-8</b>	Hendrix College.....0-1	Nebraska-Kearney.....0-1	Southern Indiana.....3-2	<b>UT Martin</b> ..... <b>42-27</b>	due to NCAA infractions.
Cal State Bakersfield.....0-1	Houston .....0-1	New Haven University.....0-1	Southern Mississippi.....1-2	Vanderbilt.....0-1	
Cal State Hayward.....1-0	Illinois .....0-3	New Mexico Highlands.....0-1	Southern Utah.....1-1	Washburn.....3-2	2018-19 Opponents in <b>Bold</b>
Cal State Northridge.....1-0	Illinois-Chicago.....0-2	New Mexico.....0-1	Southwest Baptist .....6-7	West Florida .....0-1	
Cal State Riverside.....2-1	Illinois College.....5-0	New Orleans.....2-0	Southwest of Memphis.....1-0	West Georgia .....1-0	
Cal State Santa Barbara...1-0	Illinois State.....1-7	Nicholls State .....0-1			
Campbell .....1-0	Indiana.....0-1	Norfolk State.....2-0			
Canterbury College.....3-0	Indiana State.....0-2	North Alabama.....2-0			
Centenary.....0-1	Iowa.....0-1	North Carolina Central...1-2			
Central Arkansas.....9-6	Iowa State.....0-2	North Texas .....1-1			
Central Baptist College ....1-0	IUPUI.....2-0	Northern Illinois.....1-1			
Central Florida.....1-0	Jackson State.....2-0	Northern Kentucky.....1-2			
Central Methodist* .....7-0	<b>Jacksonville State*</b> ..... <b>6-16</b>	Northwest Missouri.....65-60			
Central Michigan.....1-0	Kansas.....0-1	Northwest Oklahoma.....1-0			
Central Missouri.....38-37	Kansas State .....0-2	Oakland City.....17-0			
<b>Chattanooga</b> ..... <b>1-0</b>	Kentucky Christian.....1-0	Oakland University.....0-1			
Cheyney State.....1-0	Kentucky Wesleyan.....6-12	Ohio Northern .....1-0			
Chicago State.....1-2	Lewis University.....1-0	Oklahoma.....0-1			
Christian Brothers.....13-3	Lincoln University.....28-20	Oklahoma State.....0-1			
Cincinnati.....0-2	Lindenwood College.....1-0	Old Dominion.....0-1			
Cleveland State.....1-1	Longwood* .....1-0	Oral Roberts .....1-4			
Colorado State.....0-2	Louisiana State.....0-1	Oregon.....0-1			
Columbia College .....1-0	Louisiana Tech* .....1-4	Ottawa University.....2-2			
Concordia Seminary .....22-12	Louisville .....0-1	Ouachita Baptist.....2-0			
Coppin State .....0-1	Loyola Marymount .....0-2	Panhandle A&M.....2-0			
Cornell .....0-1	Loyola (New Orleans).....1-0	Parks College.....1-0			
Creighton.....0-1	Lyon College .....1-0	Peru State.....2-0			
Culver-Stockton* .....3-1	Maine.....1-0	Philander Smith.....1-0			
Dakota Wesleyan.....1-0	Maryville College.....4-0	Pittsburg State.....5-0			
Dayton .....0-1	MacMurray College.....1-0	Prairie View A&M.....1-0			
Delta State .....8-10	McKendree College.....19-5	Purdue .....0-2			
DePaul.....0-4	McNeese State .....1-1	<b>Quincy</b> ..... <b>9-6</b>			
Drake.....0-1	Memphis.....2-5	Robert Morris .....1-0			
Drury College.....1-0	Miami (Ohio).....1-1	Rockhurst .....2-0			
Earlham College.....1-0	Mid-Continent.....1-0	Rust College.....2-0			







# SOUTHEAST MISSOURI BASKETBALL

## RAY VS. ALL OPPONENTS

Team	W-L		
Alabama.....	0-4	Florida A&M .....	1-0
Alabama A&M.....	0-2	Florida Gulf Coast.....	1-0
Alcorn State.....	1-0	Florida State.....	1-0
Arkansas.....	0-4	Georgia.....	1-3
Arkansas State.....	0-1	Hannibal-LaGrange .....	3-0
Auburn.....	3-2	Harris-Stowe.....	1-0
Austin Peay .....	1-5	Henderson State.....	1-0
Belmont.....	0-3	Illinois .....	0-1
Bowling Green.....	0-1	Indiana.....	0-1
Bradley .....	0-2	Jackson State.....	1-0
Cal State Northridge.....	1-0	Jacksonville.....	1-0
Central Arkansas.....	2-0	Jacksonville State.....	0-4
Chicago State.....	0-1	Kansas State.....	0-1
Clayton State.....	1-0	Kennesaw State.....	1-0
Cornell .....	0-1	Kentucky .....	0-4
Dayton.....	0-1	Louisiana Tech.....	0-1
DePaul.....	0-1	Loyola Chicago.....	1-1
Eastern Illinois.....	3-3	Loyola Marymount.....	0-1
Eastern Kentucky .....	1-3	LSU .....	1-3
Evansville.....	0-2	Marquette.....	0-1
Florida.....	0-4	Maryland Eastern Shore.....	1-0
Florida Atlantic.....	1-0	McNeese State .....	0-1
		Memphis.....	0-1
		Mississippi Valley State.....	2-0
		Missouri .....	2-2
		Missouri Baptist.....	1-0
		Missouri State.....	1-2
		Montana State.....	0-1
		Morehead State .....	2-2
		Murray State.....	2-4
		New Orleans.....	1-0
		North Carolina .....	0-1
		North Carolina Central .....	1-1
		Northern Kentucky .....	0-2
		Ole Miss.....	2-6
		Oregon State .....	0-1
		Prairie View A&M.....	1-0
		Providence.....	0-1
		Saint Louis .....	1-1
		South Carolina.....	2-3
		South Carolina Upstate.....	0-1
		South Florida .....	1-0
		Southeastern Louisiana .....	1-0
		Southern Illinois.....	1-1
		SIU Edwardsville.....	5-1
		TCU .....	0-2
		Tennessee.....	1-4
		Tennessee State.....	2-2
		Tennessee Tech.....	1-2
		Texas.....	0-1
		Texas Rio Grande Valley.....	1-1
		Troy.....	0-1
		Texas A&M .....	1-3
		Texas-San Antonio .....	1-0
		Tulane.....	0-1
		UMKC.....	1-1
		UNLV .....	0-1
		Utah State.....	1-1
		UT Martin.....	3-3
		Vanderbilt.....	2-3
		Western Carolina.....	1-0
		Western Illinois.....	1-0
<b>Total</b>			<b>71-119</b>





THIS IS  
THE OVC



# SOUTHEAST MISSOURI BASKETBALL

## OVC HISTORY

Now in its 71st year, the Ohio Valley Conference continues to build on the success that has made it the nation's eighth-oldest NCAA Division I conference.

In May 2011 the Conference expanded for the second time in four years, adding Belmont University which began competition in the 2012-13 academic year. The addition of Belmont gave the OVC 12 members, the most the league has had at one time in its illustrious history. The move added a second team in the city of Nashville and was the first addition to the league since Southern Illinois University Edwardsville joined in 2008.

Subsequently, the league has shown its stability over the past decade, seeing only one member institution depart over the past 18 years.

The 2009-10 school year saw a change in leadership as Beth DeBauche was named the seventh full-time Commissioner in league history on July 28, 2009. The last three commissioners of the OVC have moved onto jobs as the commissioner of the Big Ten, Big 12 and the Mid-American Conferences.

The OVC's proud history dates back to 1948, but seeds for the new league were actually planted in 1941. It was then that Roy Stewart, the athletics director at Murray State, Charles "Turkey" Hughes, the athletics director at Eastern Kentucky, and Kelly Thompson, the public relations director at Western Kentucky, first broached the idea of forming a new conference. Discussions were put on hold by World War II, but reemerged February 27-28, 1948 at the Kentucky Hotel in Louisville as the three original institutions combined with Morehead State, Louisville and Evansville to form the OVC.

In the 1950s, the OVC became a

pioneer on a much more significant scale socially. During times of racial segregation, league member Morehead State became one of the first non-traditionally black mid-southern institutions to accept a black student. In 1958 Marshall Banks earned athletically-related aid at Morehead, which signed a second black athlete, Howard Murphy, a year later. In 1961 Murphy earned all-conference recognition as a halfback in football. With racial barriers broken, the rest of the institutions in the league began to provide educational and athletic opportunities to African-Americans.

After Title IX legislation passed in 1972, women's athletics began a rebirth on the national scene as the NCAA began sponsoring and marketing women's sports. Recognizing the need to provide increased opportunities for female athletes, the OVC began formulating plans for women's athletics in 1975 and established women's championships in the sports of basketball, tennis and track in 1977, with cross country and volleyball added over the next four years. Those sports were initially governed by the Association of Intercollegiate Athletics for Women (AIAW), but the overall strength of women's programs in the league was demonstrated by the automatic bids the OVC instantly received when the NCAA became the governing body in 1982. The conference added women's golf and softball in 1994 and women's soccer in 1998.

Through the past 70 years, 15 teams have won or shared the league's football title. The list is led by Eastern Kentucky, winner of 21 outright or shared football crowns, which is tied for the most in Football Championship Subdivision history (with Massachusetts). Among OVC teams, former member Middle

Tennessee is next with 11 titles, followed by Tennessee Tech with 10, and Murray State and former member Western Kentucky with eight apiece. Eastern Illinois and Jacksonville State have claimed seven football crowns apiece, while Morehead State, Tennessee State and former members Evansville and East Tennessee State have captured two apiece. Austin Peay, Southeast Missouri, UT Martin and former member Youngstown State have one title apiece.

Murray State and Evansville tied for the initial football championship, and the Racers participated in the first-ever bowl game by an OVC team, tying Sul Ross State 21-21 in the 1948 Tangerine Bowl. From 1948 to 1975, OVC teams played in 15 bowl games, winning eight of them. Eastern Kentucky and Western Kentucky were also participants in the NCAA Division II playoffs in the early and mid-1970s prior to the NCAA's reclassification of football programs into Division I-AA. The term "I-AA" lasted until the end of the 2006 season when it was changed to Division I Football Championship Subdivision (FCS).

The first Division I-AA/FCS football playoff was held in 1978 with only four teams, which is the only year through present day that the OVC did not field a playoff representative. In 1979, four of the nation's top teams were invited to the playoffs, and two of them - Eastern Kentucky and Murray State - were from the OVC. Murray dropped its semifinal game to Lehigh, but the Colonels nipped Nevada-Reno in double overtime and claimed the national championship a week later with a 30-7 victory over Lehigh. EKV was coached by former All-America quarterback Roy Kidd, who was in his 16th year at the helm of his alma mater and who skipped the

Colonels to a second national title three years later. Following the 2002 season, Kidd retired after 39 years at EKV; upon retirement, he ranked sixth all-time among Division I coaches with 315 victories, earning him a spot in the College Football Hall of Fame. EKV's 21 FCS playoff appearances are the second most all-time (behind only Montana's 23 berths).

In addition to Kidd, other coaching legends in the OVC include Charles "Bubber" Murphy, who coached at Middle Tennessee from 1947-1968, Western Kentucky's Jimmy Feix (1968-83), Wilburn Tucker (1954-67) and Don Wade (1968-82) of Tennessee Tech, Bill Ferguson (1967-77) of Murray State, Guy Penny (1959-67) of Morehead State and Boots Donnelly (1977-78 at Austin Peay; 1979-1998 at Middle Tennessee). Following the 2011 season Eastern Illinois head coach Bob Spoo retired after 25 years at the school (the last 16 as members of the OVC). In his time as an OVC coach he compiled 92 total victories (fifth-most in league history) and 68 OVC wins (fourth-most in league history) and was inducted into the OVC Hall of Fame in 2012. In 2016 former Murray State head coach Frank Beamer (1981-86) was inducted into the OVC Hall of Fame; he introduced his wide tackle six defense to the OVC and compiled a 43-23-2 record with the Racers before leaving for his alma mater Virginia Tech where he won 280 games in 29 seasons.

A sampling of former OVC football stars, some of whom were All-Americans during their collegiate careers before achieving stardom at the professional ranks, include Jim Youngblood and Larry Schreiber (Tennessee Tech), Phil Simms (Morehead State), Virgil Livers and Dale Lindsey (Western Kentucky), Myron Guyton and





# SOUTHEAST MISSOURI BASKETBALL



## OVC HISTORY

Chad Bratzke (Eastern Kentucky), Cortland Finnegan (Samford) and Tony Romo and Jimmy Garoppolo (Eastern Illinois). In 2008, former Tennessee State standout Dominique Rodgers-Cromartie became just the fourth NFL First Round draft pick in OVC history when he was selected 16th overall by the Arizona Cardinals. He would break into the starting lineup halfway through his rookie season and started at cornerback for the Cardinals in Super Bowl XLIII.

The 2007 season marked a return to scholarship football and the OVC for the Austin Peay Governors. Following the 1996 season the Governors dropped scholarship football and competed as both an independent (1997-00, 2006) and as a member of the Pioneer Football League (2001-05).

The 2007 season also brought new vernacular to the Ohio Valley Conference and the division formerly known as I-AA. Beginning with the 2006 National Championship game the term I-AA was changed to NCAA Football Championship Subdivision (FCS) in a decision by the Division I Board of Directors. The new label was chosen to communicate in a positive and clear manner the unique differences between Division I football categories (chiefly, the post-season opportunity) while still defining them within the Division I experience. The FCS includes programs that compete in an effort to participate in the NCAA championship postseason structure (one of 90 NCAA national championships) as opposed to the Football Bowl Subdivision (FBS) which competes in an effort to participate in the postseason bowl system (the 40 NCAA-licensed events which includes the College Football Playoff).

In 2010 Southeast Missouri

State, picked to finish seventh in the preseason poll, compiled a 7-1 Conference record on the way to its first OVC Championship since joining the league in 1991. Overall the Redhawks were 9-2 during the regular season and earned a berth in the FCS Playoffs, its first playoff berth at any level in the program's 104-year history. Southeast would lose to eventual national champion Eastern Washington in the second round of the playoffs. Head coach Tony Samuel capped the year by winning the Sports Network's Eddie Robinson Award, given to the National Coach of the Year. Samuel was the second OVC coach to win the award (joining Murray State's Houston Nutt who won the award in 1995).

For only the second time in league history in 2011, three teams shared the OVC football championship, as Eastern Kentucky, Jacksonville State and Tennessee Tech finished with 6-2 records. The only other time in league history more than two champions were crowned at the end of the year was 1962 (when four teams shared the crown).

In 2012 Eastern Illinois became just the fourth football team in OVC history to go from worst-to-first in winning the OVC Championship. The Panthers were led by head coach Dino Babers who became just the fourth first-year head coach to win an OVC Championship (joining Boots Donnelly in 1977, Jason Simpson in 2006 and Dean Hood in 2008 – Jacksonville State head coach John Grass would become the fifth coach to achieve that feat in 2014). During the year Eastern Illinois junior wide receiver Erik Lora shattered the FCS single-season receptions record, hauling in 136 passes in 12 games; that mark was 13 more than the previous NCAA record and 44 more than the

previous OVC mark.

In 2013 Eastern Illinois repeated as OVC Champions behind Walter Payton Award winner Jimmy Garoppolo. The quarterback became just the second OVC player to earn the National Player of the Year Award, joining former EIU signal caller Tony Romo (2002). Garoppolo passed for 5,050 yards (second most in NCAA single-season history) and 53 touchdowns (fourth in NCAA history) in leading the Panthers to a 12-2 record and berth to the quarterfinals of the FCS Playoffs. Garoppolo was drafted by the New England Patriots in the second round of the 2014 NFL Draft, becoming just the fifth OVC player selected in that round and just the fifth OVC quarterback ever selected (and first since 1998). Garoppolo was a part of Patriots teams that won Super Bowls in 2015 and 2017.

The 2013 season saw the OVC snap a 19-game playoff losing streak dating back to the 2000 season. Tennessee State shutout Butler (marking the first OVC road playoff victory since 1986) to snap the streak while later that day Jacksonville State smashed Samford in the first round. A week later Eastern Illinois beat Tennessee State while Jacksonville State won at McNeese State to each advance to the quarterfinals; that marked the first time the OVC put two teams in the quarterfinals in the same season since 1991. Overall the four total playoff wins in the same season established a new OVC record.

In 2015 Jacksonville State ascended to No. 1 in both major Top 25 polls, becoming the first OVC team to be ranked No. 1 since the 1999 season. The Gamecocks would go on to complete its second-straight 8-0 Conference mark and won three playoff games to become the first OVC team to advance to the Division I National

Championship Game since 1982 (Eastern Kentucky). JSU lost to North Dakota State in the title game but finished the year 13-2 overall and ranked No. 2 in the final Top 25 polls. Head coach John Grass became the first OVC coach honored as the AFCA National Coach of the Year while quarterback Eli Jenkins was named the FCS ADA National Quarterback of the Year, finishing the year with 2,788 passing and 1,161 rushing yards (one of just three Division I quarterbacks – FBS or FCS - to achieve those numbers during the year).

Jenkins would conclude his career in 2016 with 3,796 rushing yards, the seventh-most ever by a FCS quarterback. Jenkins, who was named OVC Male Athlete of the Year in back-to-back seasons, capped his career with 11,448 yards of total offense, second-most in OVC history (behind only Garoppolo).

In 2017, Jacksonville State senior defensive end Darius Jackson became the first OVC player to win the Buck Buchanan Award, given to the FCS National Defensive Player of the Year. Jackson tallied 51 tackles, 19.0 tackles-for-loss, 7.0 sacks, 19 quarterback hurries, 3 forced fumbles and 2 fumbles recoveries in 11 regular season games

2017 also saw the third OVC coach named the winner of the Eddie Robinson Award as the FCS National Coach of the Year. The honor went to Austin Peay second-year coach Will Healy who orchestrated a tremendous turnaround for the Govs program. After going 0-11 during his initial season and starting 2017 with back-to-back losses to FBS opponents, the team's losing streak had reached 29 games and overall the team had won just one of its previous 48 games overall. But a win



# SOUTHEAST MISSOURI BASKETBALL

## OVC HISTORY

during week three catapulted the team to an 8-4 record and 7-1 OVC record and second-place league finish. The eight wins matched the school record, while the seven Conference wins established a new school record. Along the way the team snapped a 21-game OVC losing streak and a 45-game road losing streak and finished the year with four road victories, which was more than the program won in the previous nine years combined.

Football wasn't the only sport in which the OVC was quickly gaining respect. In 1955, the OVC became only the second six-member league nationally to earn an automatic bid to the prestigious NCAA Men's Basketball Tournament, which, at that time, was limited to only 24 participants. The Conference quickly proved worthy of that bid, as Morehead State defeated Marshall (107-92) and Wayne State (95-84) in the 1956 tournament.

Fifteen years later, former OVC member Western Kentucky became the first and only Conference team to reach the Final Four. The Hilltoppers defeated Jacksonville, Kentucky and Ohio State before losing to Villanova in double overtime in the national semifinals. WKU went on to finish in third place after beating Kansas 77-75 in the consolation game.

Since that time, the OVC has recorded some of the biggest upsets in the history of the NCAA Tournament. Perhaps the most famous moment came in 1987, when Austin Peay came from fourth place in the regular season to win the OVC Tournament and earn the league's automatic bid. The Governors drew powerful Illinois, and were such big underdogs, that ESPN broadcaster Dick Vitale promised to stand on his head if APSU won the game. After a 68-67 victory over the Illini, and a narrow

90-87 overtime loss to eventual Final Four participant Providence in the second round, Vitale made good on his promise in a visit to Clarksville two months later.

Murray State added to the OVC's string of upsets in 1988 when it knocked off 14th-ranked North Carolina State, 78-75. The Racers' M&M Boys - Jeff Martin and Don Mann - combined for 39 points in the win. MSU nearly went on to the Sweet 16 that year, losing to eventual national champion Kansas, 61-58. A bank shot by Mann that would've given the Racers a one-point lead rolled off the rim with three seconds left. In 1990 as a No. 16 seed, Murray State took No. 1 seed Michigan State into overtime before falling 75-71; that game still marks the closest a No. 16 seed has come to knocking off a No. 1 in men's tournament action. More recently, Murray State has dominated the OVC Tournament, reaching the championship game every year in the 1990's. The Racers' 15 OVC Tournament Championships are the most among all OVC schools.

After former member Middle Tennessee State won a first round game in 1989, the league had a drought as no other OVC team won a NCAA Tournament game for the next 19 years. But Morehead State, coming off a thrilling double overtime OVC Tournament victory over Austin Peay, topped Alabama State 58-43 in the 2009 Opening Round game at University of Dayton Arena in Dayton, Ohio. The game was played in front of an Opening Round record crowd of 11,346 and included many MSU fans who made the three-hour drive from Morehead for the game.

In 2009-10, Murray State made OVC history by winning a record 31 games (31-5) on its way to the league's regular season

and tournament championships. In the first round of the NCAA Tournament, the No. 13 seed Racers topped Vanderbilt in thrilling fashion when senior Danero Thomas hit a jumper as time expired to lift MSU to a 66-65 victory. It marked the first OVC team to advance to the second round of the NCAA Tournament since 1989 and snapped a skid of 71-straight losses to Southeastern Conference foes (dating back to 2000-01). In the second round, the Racers pushed eventual national runner-up Butler to the brink before losing 54-52.

In 2010-11 Morehead State would make it three NCAA Tournament wins in as many years for the league and got a bit of revenge for the 2009 tournament loss to Louisville in the process. After finishing second in the regular season and winning the OVC Tournament Championship, the No. 13 seeded Eagles were shipped to Denver to play the in-state foe Cardinals. MSU jumped out to a 15-2 advantage but were down four points (61-57) with just over a minute to play in regulation. After two free throws from two-time OVC Player of the Year Kenneth Faried, the Eagles held for one final shot attempt and senior Demonte Harper pulled up off a cross-over dribble to nail a 3-pointer with 4.3 seconds left that gave Morehead State a 62-61 lead. UofL had one last attempt but Faried blocked the Cardinals last shot, giving MSU the win, its first over Louisville since the 1956-57 season.

In 2011-12 Murray State put together one of the greatest seasons in OVC history, beginning the year 23-0 (an all-time OVC best) and being ranked as high as No. 7 in the coaches poll on Feb. 6. The squad was the first OVC team to be nationally-ranked since Murray State was ranked in 1997-98; in

addition, the top 10 ranking was the first for an OVC team since the 1970-71 campaign (WKU). The Racers would top nationally-ranked Memphis and Saint Mary's during the season and win the league's regular season and tournament championships. MSU earned a No. 6 seed in NCAA Tournament, the highest-ever seed for an OVC team since the NCAA began seeding the field in 1979. The Racers would top Colorado State 58-41 in the second round before falling to Marquette in the third round. Murray State would win 31 games overall, tying the OVC all-time record the Racers set in 2009-10.

After the Murray State win in 2011-12, the league had won NCAA Tournament games in four-straight seasons, something that had never happened in league history (three-game winning streaks from 1960-62 and 1987-89 had been the previous best streaks). Over that time period (2009-12) the OVC was one of just nine conferences nationally to win a NCAA Tournament game in each season and one of only three non-BCS leagues (joining the Atlantic 10 and WCC) to do so.

In 2013-14 Murray State won five games to claim the CollegeInsider.com Postseason Tournament (CIT) and in the process became the first OVC men's basketball team to ever play games in the month of April.

The 2014-15 season saw five OVC men's basketball teams earn postseason bids, the most in league history, and a year later (2015-16) that number was eclipsed with six teams making national postseason tournaments. Entering 2017-18 OVC men's basketball teams have at least one national postseason tournament victory in nine-straight postseasons, an all-time league record.

In 2007-08, UT Martin guard Lester Hudson became the first

# SOUTHEAST MISSOURI BASKETBALL



## OVC HISTORY

men's Division I player to record a quadruple-double in a game, when he registered 25 points, 12 rebounds, 10 assists and 10 steals in a victory over Central Baptist College. Hudson, who ranked fourth in scoring nationally as a junior, returned for his senior season in 2008-09 and was second nationally in scoring (behind Davidson's Stephen Curry) at 27.5 points a contest. Hudson earned numerous honors (including OVC Player of the Year and OVC Male Athlete of the Year in each 2008 and 2009 and All-American status from several outlets) before being drafted by the Boston Celtics with the No. 58 pick of the 2009 NBA Draft.

During the 2010-11 year, Faried, the nation's leading rebounder during the season, became the NCAA's Modern Era (since 1973) career rebounding leader, totaling 1,673 rebounds which passed Tim Duncan for the record (he is 11th all-time in NCAA history). Faried also finished his career with 86 double-doubles, second all-time to only Duncan. He is one of only six players in NCAA history to finish with 2,000-plus career points (2,009) and 1,600-plus career rebounds. Faried was drafted 22nd overall by the Denver Nuggets in the 2011 NBA Draft, becoming the first OVC player selected in the first round since Tennessee State's Carlos Rogers 1994.

Murray State guard Isaiah Canaan, a first-team All-American in 2011-12, capped his illustrious career in 2012-13 by becoming just the 17th player in OVC history to score 2,000 or more career points. Canaan, who was a key part of Murray State NCAA Tournament victories in both 2010 and 2012, earned a pair of OVC Player of the Year honors (2012 and 2013) during his career as well as being named OVC Freshman of the Year (2010), OVC Tournament

MVP (2010) and OVC Male Athlete of the Year (2012). He was drafted by the Houston Rockets with the 34th overall pick (No. 2 pick of the second round) of the 2013 NBA Draft.

In 2014-15 Murray State became just the fifth OVC men's team to complete a perfect Conference season (16-0). The Racers were led by sophomore Cameron Payne who was named OVC Men's Basketball Player of the Year, OVC Male Athlete of the Year and earned third-team All-American honors from CBSSports.com. Following the season Payne declared for the NBA Draft, becoming the first sophomore in OVC history to do so and one of just four OVC players all-time to enter and stay in the draft with eligibility remaining. Payne was selected in the lottery by the Oklahoma City Thunder (pick No. 14 overall), making him just the ninth First Round NBA Draft pick in OVC history.

Austin Peay made history in winning the 2016 OVC Men's Basketball Tournament as the Governors became the first No. 8 seed to claim the championship. APSU had to win its two regular season games just to qualify for the event and then won four games in four days to capture its fifth tournament crown. Along the way the Gobs topped a No. 5 seed, No. 4 seed, No. 1 seed and No. 2 seed and were paced by MVP Chris Horton who averaged 22.5 points, 14.0 rebounds and 3.5 assists/game during the event including a 37-point, 21-rebound and 30-point, 16-rebounds performance during the run.

In 2016, former Belmont All-American and 2012-13 OVC Co-Player of the Year Ian Clark became the first former OVC player to advance to the NBA Finals since former Tennessee State star

Anthony Mason played for the New York Knicks in 1994. Clark was part of a Golden State Warriors team that won an NBA record 73 regular season games but lost in Game 7 of the Finals. A year later, Clark was part of the Warriors team that topped Cleveland to win the 2017 NBA Championship, becoming the first OVC player to win the crown since 1970-71 (Murray State's Dick Cunningham and Western Kentucky's Greg Smith with the Milwaukee Bucks).

Belmont's Evan Bradds finished his career in 2016-17 with a 66.7 career field goal percentage, tops in OVC history and fourth all-time in Division I history. Bradds capped his career with back-to-back OVC Player of the Year awards in addition to being named 2016-17 OVC Co-Male Athlete of the Year.

Through its 70 years, 13 teams have won or shared the league's regular season men's basketball title. Murray State heads the list with a Conference-record 25 outright or shared basketball crowns. Other past champions include former member Western Kentucky (19), Morehead State (9), Austin Peay (8), Eastern Kentucky (6), Tennessee Tech (5), former member Middle Tennessee (5), Belmont (4), Tennessee State (2), former member East Tennessee State (2), Southeast Missouri State (1), UT Martin (1) and former member Akron (1).

Among the coaching greats in men's basketball have been Western Kentucky's E.A. Diddle, who retired with 759 victories and 10 OVC titles; John Oldham, who was a member of the very first All-OVC squad and went on to win seven OVC crowns during his coaching tenure at Tennessee Tech and Western Kentucky; Paul McBryer, who guided Eastern Kentucky to 219 wins and three OVC crowns; and

Cal Luther, who is the only person in Conference history to win men's basketball Coach of the Year honors at two league schools - Murray State and UT Martin. Following the 2016-17 season, Austin Peay's Dave Loos retired as the winningest coach in OVC history (he passed Luther for that crown in 2009-10). Loos, a five-time OVC Coach of the Year, finished his career with 420 wins in 27 years at Austin Peay (including a 258-194 OVC record) and 502 total wins in 31 years as a head coach. Loos was inducted into the OVC Hall of Fame in 2018.

There have been an equal number of great players including Western Kentucky's Clem Haskins, who is the only three-time OVC Player of the Year. Several players have won OVC Player of the Year honors twice: Western Kentucky's Jim McDaniels (1969-70 and 1970-71), Murray State's Les Taylor (1971-72, 1972-73), Jeff Martin (1987-88, 1988-89), Popeye Jones (1989-90, 1990-91) and Marcus Brown (1994-95, 1995-96), Austin Peay's Otis Howard (1976-77, 1977-78), Middle Tennessee's Jerry Beck (1980-81, 1981-82), Akron's Joe Jakubick (1982-83, 1983-84), Tennessee State's Carlos Rogers (1992-93, 1993-94), UT Martin's Lester Hudson (2007-08, 2008-09), Morehead State's Kenneth Faried (2009-10, 2010-11) and Murray State's Isaiah Canaan (2011-12, 2012-13).

The OVC also has the honor of being the only conference to boast the nation's leaders in scoring, rebounding and assists all in one season. That feat was accomplished in 1991-92 by Morehead State's Brett Roberts (28.1 ppg), Murray State's Popeye Jones (14.4 rpg) and Tennessee Tech's Van Usher (8.8 apg).

In 2018, the OVC once again served as host for the NCAA





# SOUTHEAST MISSOURI BASKETBALL

## OVC HISTORY

Division I Men's Basketball Championship First and Second Rounds at Bridgestone Arena in Nashville. It marked the fourth-time the OVC served as hosts of the event (2000, 2005, 2012 and 2018).

Tennessee Tech has won or shared 18 regular-season women's basketball championships in addition to nine OVC Tournament crowns; both are tops in OVC history. UT Martin added its name to the list of championship by capturing its first OVC Tournament title in 2011 and also winning championships in 2012, 2013 and 2014. The Skyhawks became just the fourth team in OVC history (and first since Austin Peay from 2000-03) to win four-straight tournament titles. In 2016 Belmont won its first-ever OVC Tournament Championship, a feat it repeated in 2017 and 2018.

Several coaches have made their mark in the history of OVC women's basketball. Former Tennessee Tech coach Marynell Meadors posted an amazing 363-139 (72.3%) record at Tech, becoming the first woman in NCAA or AIAW history to win 300 games at the same institution, while former Tennessee State skipper Teresa Phillips earned National Coach of the Year honors from USA Today in 1990 for turning around the Lady Tigers' program before going on to lead TSU to the NCAA Tournament in 1994 and 1995. Tennessee Tech coach Bill Worrell capped a stellar 20-year career in 2005-06 and was inducted into the OVC Hall of Fame in 2007; he compiled a 408-190 record while leading the Golden Eagles to an unprecedented 16 OVC regular-season titles and eight NCAA Tournament appearances, including five straight from 1989-93. Larry Joe Inman, who retired at the conclusion of the 2007-08 season and was inducted into the OVC Hall of Fame

in 2009, won more than 100 games at both Middle Tennessee and Eastern Kentucky, and earned OVC Coach of the Year honors a record eight times - five times at EKU and three at MTSU. In 2012-13 Inman came out of retirement to take the Tennessee State job; in 2014-15 he led the Lady Tigers to its first OVC Tournament Championship since 1995. Inman once again retired following the 2016-17 season, with 545 career victories.

Many great players have graced the hardwood over the years, including former OVC Players of the Year Brooke Armistead and Gerlonda Hardin from Austin Peay, Pam Chambers, Jerilyn Harper, Cheryl Taylor, Angela Moorehead, Roschelle Vaughn, Diane Seng, Janet Holt and Emily Christian from Tennessee Tech; Morehead State's Donna Murphy, Priscilla Blackford and Chynna Bozeman; Eastern Kentucky's Kim Mays; Southeast Missouri's Gray C. Harris; Murray State's Ashley Hayes; and UT Martin's Heather Butler and Jasmine Newsome.

Morehead State center Brittany Pittman set new school, league and NCAA standards for blocked shots in 2008-09. Pittman swatted 164 shots during the season, setting a new NCAA single-season record (which has since been broken).

In 2012-13 the UT Martin duo of Jasmine Newsome and Heather Butler finished fifth and sixth nationally among NCAA scoring leaders. Newsome, the 2012 and 2013 OVC Player of the Year, averaged 22.6 points per game on the way to All-American honors while Butler averaged 22.4 points per contest. Butler set a NCAA record during the season by connecting on a 3-pointer in her 80th-straight game.

In 2013-14 Butler and Newsome capped their brilliant careers by

ranking first and second in scoring in OVC history. Butler, the 2013-14 OVC Female Athlete of the Year, finished her career with 2,865 points, which ranked first in OVC and 16th in NCAA history. She also finished her career with 392 career 3-pointers (which was tied for the most in NCAA history following her career but now ranks second) and scored in double figures in all 129 career games, which ranks fifth in NCAA history. Following the season Butler was signed by the WNBA's San Antonio Stars where she became the first OVC player to make an active WNBA roster. Newsome capped her career with 2,566 points, second only to Butler in OVC history.

The league also had another historical moment in November 2008 when the NCAA awarded Nashville the 2014 NCAA Women's Division I Final Four. The OVC served as the host of the prestigious event, which is one of the biggest sporting events the city of Nashville can host. The event was held April 6 & 8 at Bridgestone Arena in downtown Nashville and was played in front of sold-out crowds for both the semifinals and championship as UConn topped Notre Dame in a battle of undefeated teams to win its ninth national title.

In 2017-18, Belmont completed its second-straight undefeated league season, increasing its winning streak in Conference games (both regular season and tournament) to 46 games. The Bruins were ranked in both the USA Today Coaches Poll and Associated Press Poll during the year, becoming the first OVC team to be nationally-ranked since 1992-93. The Bruins finished the year ranked No. 23 in the AP poll.

Over its 70 years, OVC teams have garnered national championships and bowl games in

football, along with national team or individual titles in the sports of rifle, cross country, track and golf.

The OVC has also produced several Olympic athletes, including Murray State's Morgan Hicks, who was a member of the 2004 United States Olympic Rifle Team and Morehead State's Brian Shimer who competed in five Winter Olympics in bobsled (winning a bronze medal in 2002) and coached the 2010 United States bobsled team to its first gold medal since 1948. Former Morehead State football and Eastern Kentucky track and field athlete Dallas Robinson competed with the U.S. bobsled team during the 2014 Sochi Winter Olympics. In addition, some of the greatest players in professional sports were educated at OVC institutions. The list includes former greats such as football's Phil Simms (Morehead State) and Tony Romo (Eastern Illinois), basketball's Clem Haskins (Western Kentucky) and Bubba Wells (Austin Peay) and two-sport star Steve Hamilton (Morehead State) to present-day standouts like basketball player Kenneth Faried (Morehead State) and Robert Covington (Tennessee State), football player Jimmy Garoppolo (Eastern Illinois) and baseball players A.J. Ellis (Austin Peay) and Shawn Kelley (Austin Peay). Hamilton is the only athlete to ever play in the NCAA Basketball Championship, a Major League Baseball World Series (New York Yankees) and an NBA Championship Series (Los Angeles Lakers).

The OVC's first volleyball tournament was held in 1981, the same year Eastern Kentucky began a string of six-straight tournament crowns. Former EKU skipper Dr. Geri Polvino compiled a 627-439 record in 32 seasons as head coach of the Colonels, earning OVC Coach of the Year honors eight times. More



# SOUTHEAST MISSOURI BASKETBALL



## OVC HISTORY

recently, former Austin Peay coach Cheryl Holt and former Southeast Missouri skipper Cindy Gannon also earned their peers' recognition multiple times with four awards each.

Throughout the last 35 years, 11 different teams have won an OVC regular-season or tournament volleyball crown. Since joining the league in 1991, Southeast Missouri has dominated the scene, winning seven of its eight regular-season titles during the 1990's, including five straight from 1993-97. The Redhawks have also won five tournament crowns (1994, 1996, 1998, 1999 and 2000). Jacksonville State won back-to-back OVC Tournament Championships (2005, 2006) including going through the OVC undefeated (16-0) in 2006 and winning a NCAA Tournament match in 2010, the league's first NCAA victory since 2000.

Following the 2007 season, Jacksonville State's Abbey Breit was named the OVC Offensive Player of the Year for the third-straight season, becoming the first player in OVC history to accomplish that feat. She was later joined by Murray State's Scottie Ingram who won three-straight awards from 2014-16. Four other individuals - Eastern Kentucky's Angela Boykins (1985-86), Morehead State's Dayle Hammontree (1988-89), Southeast Missouri's Tuba Meto (1996-97) and Morehead State's Amy Almond (2001-02) - were back-to-back winners of the award.

Morehead State won its fourth-straight OVC volleyball regular season championship in 2013. Over that four-year period (2010-13) the Eagles compiled an impressive 67-3 league record.

In 2007, Eastern Kentucky's Jacob Korir won his fourth-straight Conference cross country title becoming just the third OVC

student-athlete and 13th athlete nationally to accomplish that feat. Korir was a three-time All-American in cross country, earning two top-10 finishes at the NCAA Cross Country Championship. The Nairobi, Kenya, native was also named a track and field All-American twice during his career, was selected as the OVC Male Athlete of the Year in 2006-07 and received the NCAA post graduate scholarship in 2008.

In 2011 the Eastern Kentucky men's cross country team earned a national ranking in the USTFCCCA poll, climbing to as high as No. 17; the ranking was the highest for an OVC team since the polls began in the early 1980s. The EKU men would qualify for the NCAA Championship, becoming the first OVC team to reach the national championship meet since 1980. Eastern Kentucky finished 26th overall at the event as junior Soufiane Bouchikhi was 47th in a field of 252 runners. On the women's side Eastern Kentucky senior Lydia Kosgei became the first EKU woman to ever qualify for the NCAA Championship and went on to finish 37th at the national meet to earn All-American honors.

A year later (2012) the EKU men's cross country team was ranked as high as No. 11 nationally and finished 24th at the NCAA Championship. Wade Meddles led the team with a 38th place finish at the event while Bouchikhi was 40th. In 2013 Eastern Kentucky placed 15th at the NCAA Championship, the highest national finish for an OVC team since 1980. Soufiane Bouchikhi capped his career by winning his fourth-straight OVC Championship and earning National Runner of the Week honors during the season. Bouchikhi finished 26th at the NCAA Championship in 2013, earning All-American honors for the second-straight season. In 2014

EKU qualified for its fourth-straight NCAA Championship and finished 23rd overall and in 2015 earned its fifth-straight bid and finished 17th overall. EKU is only the second OVC team to ever qualify for five-straight NCAA Championships (ETSU being the other).

In 2016, Eastern Kentucky's Charlotte Imer finished 31st at the NCAA Championship, the second-highest finish ever by an OVC female (trailing only a 24th place finish by Samford's Lauren Blankenship in 2007).

In 2017, the Eastern Kentucky women's team earned its first national ranking as well as becoming the first OVC women's team to qualify for the NCAA Championship. The Colonels finished 23rd at the National Championship meet.

Following the 2017-18 season, long-time coaches Tom Akers (Eastern Illinois) and Rick Erdmann (Eastern Kentucky) retired. The duo combined for 118 OVC Championships and 115 OVC Coach of the Year Awards.

In 2007 the Conference had two teams in the NCAA Women's Soccer Tournament for the first time in league history, as former OVC member Samford earned an at-large selection while Southeast Missouri was the Conference's automatic bid.

Former Austin Peay standout and 2012 OVC Soccer Player of the Year Tatiana Ariza represented her native country of Colombia in both the 2012 Summer Olympics in London (earning a start against the United States) as well as the 2015 FIFA Women's World Cup. In the 2015 event she assisted on the first World Cup goal in her country's history and in the following match helped her team to a 2-0 victory over France, giving Colombia its first-ever win at the event.

In 2016 SIUE turned in a major upset in the first round of the NCAA Division I Soccer Championship, advancing on penalty kicks 5-4 over No. 11-ranked Notre Dame. The Cougars became just the second OVC team to advance to the second round (joining Samford who topped Vanderbilt on penalty kicks in 2005).

For the first time under the current format, OVC men's golfers qualified for the NCAA National Championship in back-to-back years in 2013 and 2014. Austin Peay's Dustin Korte advanced from the regional to the national championship in 2013 (finishing 116th overall) while APSU's Marco Iten won the Auburn Regional in 2014 to qualify for the National Championship (finishing 55th). In 2015 OVC three individual men's golfers competed in the NCAA Regionals (one automatic berth and two at-large berths) in addition to the Eastern Kentucky team; the three individuals were the most from the OVC to qualify in one year under the current format.

In April 2016 Danny Willett won The Masters Championship in Augusta, Georgia. The former JSU standout, who was the 2006 OVC Freshman of the Year and the 2007 OVC Championship Medalist, entered the final round tied for fifth, three shots behind 2015 champion Jordan Spieth after rounds of 70-74-72. In the final round Willett fired a 5-under par round of 67 to finish at 283 (-5) and top the field by three shots. He became just the eighth player in Masters' history to win the event in his first or second start and just the second Englishman to win the event.

Prior to 2018, no female women's golf had earned an at-large spot in the NCAA Regionals field. That changed when Jacksonville State junior Valentina Giraldo and Eastern



# SOUTHEAST MISSOURI BASKETBALL

## OVC HISTORY

Kentucky junior Elsa Moberly earned two of the 24 at-large spots in the NCAA field.

In 2009 it was OVC softball that accomplished several firsts as UT Martin (tournament champion) and Jacksonville State (at-large) were each selected for the NCAA Championship. Jacksonville State would take it a step farther by winning the Knoxville Regional (beating No. 13 national seed Tennessee along the way) to become the first OVC softball program to advance to a Super Regional. Jax State would fall to No. 4 Alabama in that Super Regional but finished the season 43-16 (19-2 OVC) and ranked 21st nationally in the ESPN.com/USA Softball poll and 24th nationally in the USA Today/NFCA poll.

In 2016 the OVC Softball Championship was held at a neutral site for the first time, as it was played at Choccolocco Park in Oxford, Alabama.

In 2018 Eastern Kentucky won its first OVC softball regular season championship since 2004 and earned a berth in the National Invitational Softball Championship, where they hosted and won the Richmond Regional to make them one of four teams to advance to the championship round in Los Angeles.

The league's baseball presence has continued to evolve since its inception. The OVC baseball tournament moved to a neutral site for the first time in 2001 with Paducah, Kentucky and Brooks Stadium hosting the tournament in front of raucous crowds. The success of the tournament led to Jackson, Tennessee and The Ballpark at Jackson (the home of the Seattle Mariner's Class AA affiliate) – hosting the event for the first time in 2010. The championship moved to Choccolocco Park in Oxford, Alabama for two years

(2017-18) before agreeing to a two-year stay at Rent One Park in Marion, Illinois (home of the Frontier League Southern Illinois Miners).

The OVC also has made a statement in the NCAA Baseball Championship in recent years, with its teams involved in several memorable contests in the last decade. Tennessee Tech surprised Wake Forest in the opening round of the 2001 tournament and Southeast Missouri stunned host Alabama in the opening round of the 2002 championship. Five years later, Austin Peay captured the collegiate baseball world's attention by taking Vanderbilt, the 2007 No. 1 overall seed, to extra innings. Eastern Illinois pushed host Nebraska to the limit in 2008 followed by Tennessee Tech's memorable contest against host Clemson in 2009.

After not making the OVC Tournament field in either 2009 or 2010, Austin Peay, who was picked to finish seventh in the 2011 preseason poll, won the regular season and tournament championships to garner its fourth NCAA Tournament appearance. In the first game of NCAA Regional play the Govs knocked off host and No. 1 seed Georgia Tech 2-1.

In 2012 Austin Peay completed a "repeat squared" (back-to-back regular season and tournament championships) for the first-time in OVC history. The Govs would go on to top Indiana State and Cal State Fullerton at the Eugene Regional, before falling to host Oregon in the regional final. It marked the first time since the 2000 season (Middle Tennessee) that an OVC team had won multiple NCAA Tournaments games in the same season.

Austin Peay completed a "3-Peayt" by winning its third-straight OVC Tournament crown in 2013. Along the way the Govs garnered the first nationally-

ranking by an OVC team since 2009 (climbing to as high as 21st nationally) and tied the OVC single-season record with 47 victories.

The Govs earned the No. 2 seed in the NCAA Bloomington Regional, becoming the first OVC team in the current regional format (since 1999) to earn anything other than a No. 4 seed. The squad topped Florida and Valparaiso to advance to the regional final for the second-straight season before losing to host Indiana. Govs senior closer Tyler Rogers was a big part of his team's success during the year, setting the NCAA single-season record for saves (23 – a mark that was later eclipsed during the College World Series).

In 2016 six OVC teams reached the 30-win plateau for the first time in league history; the previous single-season high had been four teams.

In 2017 the league could have been named the "Offensive Valley Conference" as teams combined for 753 home runs during the season, the most in league history. That was highlighted by a record 50 combined home runs being hit in 13 games at the OVC Tournament. Included in that was Morehead State sophomore Niko Hulsizer who hit his 27th home run of the season, establishing a new OVC single-season record.

In 2018 Tennessee Tech had a 28-game winning streak in becoming a consensus nationally-ranked team across the six major Division I polls (reaching as high as No. 10, an all-time high rank by an OVC team). The Golden Eagles won a record 27 OVC games after losing in the OVC Tournament Championship game, became the first OVC team to earn an at-large berth into the NCAA Baseball Championship. Tech would go on to win three-straight elimination

games in the Oxford Regional (including back-to-back games on the same day against host and No. 4 national seed Ole Miss) to become the first OVC team to reach the Super Regionals. The Golden Eagles would win game one against Texas before eventually losing two-straight to the Longhorns. Tennessee Tech finished the season with an OVC record 53 overall victories.

In 2018, a record 16 OVC players were selected in the Major League Baseball First-Year Player Draft (breaking the previous record of 12). Among the 16 players were eight Tennessee Tech players, a new record for an OVC school in a single-season. Overall the OVC has had 101 players selected over the past nine years (2010-18).

A first in the OVC occurred in 2008, when the league had a first round draft pick in both the NFL (Tennessee State's Dominique Rodgers-Cromartie) and Major League Baseball (Eastern Kentucky's Christian Friedrich) Drafts in the same school year. A year later (2009) the league had a Major League Baseball First Round Compensation Round pick (Eastern Illinois' Tyler Kehrner who was No. 48 overall) and NBA Second Round pick (UT Martin's Lester Hudson) in the same season.

The playing field is not the only place where OVC athletes are working hard. The league also recognizes excellence in the classroom. Six Scholar-Athlete Awards are presented yearly to male and female athletes, while others are commended for their academic success by being Medal of Honor recipients or earning a spot on the Commissioner's Honor Roll. Additionally, the league annually presents one institutional Academic Achievement Award, as well as separate team awards



# SOUTHEAST MISSOURI BASKETBALL



## OVC HISTORY

in each Conference-sponsored sport. Since the College Sports Information Directors of America (CoSIDA) Academic All-America program began, the Ohio Valley Conference has had 275 student-athletes honored with the award, including 81 over the last eight years (2010-18).

Through the early years of the league, administrators wrestled with fan behavior due to the close proximity of the Conference members and the intense rivalries which developed. Just as it did decades ago, the OVC took the leadership role on what has become a national issue. In 1995, the OVC implemented a first-of-its-kind "Sportsmanship Statement," a policy which promotes principles of fair play, ethical conduct and respect for one's opponent. The statement has become a model for others to follow across the nation and has answered the challenge of the NCAA Presidents Commission to improve sportsmanship in collegiate athletics.

Additionally, the OVC annually presents the Steve Hamilton Sportsmanship Award, in honor of the former Morehead State student-athlete, coach and athletics director, to a junior or senior student-athlete with significant athletic contributions who best exemplifies the characteristics of sportsmanship and citizenship. Most recently, the Conference has also implemented the OVC Institutional and Team Sportsmanship Awards, which are presented to one institution and 18 sport-specific teams voted by their peers to have best exhibited the standards of sportsmanship and ethical conduct as outlined by the OVC and NCAA.

The vision of leadership demonstrated by the Founding Fathers in 1948 remains alive today

as the Ohio Valley Conference prepares for the future. One example is in regard to the current trend in collegiate athletics administration for increased involvement of university presidents in setting policies and making rules. The presidents of OVC institutions, however, have always governed the Conference, long before presidential governance became a national theme.

The Ohio Valley Conference sponsors the following sports: baseball, basketball, cross country, football, golf, tennis and track for men, and basketball, cross country, golf, soccer, softball, tennis, track and volleyball for women. In addition, the OVC also sponsors the combined men's and women's sport of rifle.

Now in its seventh decade of competition, the Ohio Valley Conference has grown significantly from its humble beginnings while increasing the number of athletics opportunities it provides for students. Current league representatives include charter members Eastern Kentucky University, Morehead State University and Murray State University, along with Austin Peay State University, Belmont University, Eastern Illinois University, Jacksonville State University, Southeast Missouri State University, Southern Illinois University Edwardsville, Tennessee State University, Tennessee Technological University and the University of Tennessee at Martin



# SOUTHEAST MISSOURI BASKETBALL

## 2017-18 STATISTICS

### STANDINGS

	OVC	Pct.	PF	PA	Overall	Pct.	PF	PA	Home	Away	Neutral	Streak
Murray State * @ \$	16-2	.889	78.2	65.5	26-6	.813	78.6	66.2	14-2	10-3	2-1	L1
Belmont *	15-3	.833	79.5	66.4	24-9	.727	77.6	69.2	14-2	9-6	1-1	L1
Austin Peay * !	12-6	.667	74.5	72.6	19-15	.559	73.9	71.9	13-5	5-9	1-1	L1
Jacksonville State * %	11-7	.611	67.7	64.9	23-13	.639	71.9	65.8	12-4	9-8	2-1	L1
Tennessee Tech *	10-8	.556	69.2	71.7	19-14	.576	73.1	72.4	11-3	5-10	3-1	L1
Tennessee State *	10-8	.556	67.3	66.1	15-15	.500	66.6	67.0	9-5	6-9	0-1	L4
<b>Southeast Missouri #</b>	<b>8-10</b>	<b>.444</b>	<b>76.8</b>	<b>79.1</b>	<b>14-17</b>	<b>.452</b>	<b>76.0</b>	<b>77.8</b>	<b>7-7</b>	<b>6-9</b>	<b>1-1</b>	<b>L2</b>
Eastern Illinois *	7-11	.389	64.7	68.9	12-19	.387	66.6	68.4	7-6	4-12	1-1	L1
SIU Edwardsville *	5-13	.278	69.7	76.7	9-21	.300	69.7	78.7	5-9	5-12	0-0	W1
Eastern Kentucky	5-13	.278	71.3	76.6	11-20	.355	71.9	76.5	4-9	5-11	0-1	L4
UT Martin	5-13	.278	64.2	69.5	10-21	.323	68.9	72.7	6-7	5-11	0-2	L1
Morehead State	4-14	.222	68.4	73.3	8-21	.276	70.4	76.0	7-6	1-15	0-0	W2

\$ - OVC Regular Season Champions @ - OVC Tournament Champions & NCAA Tournament Participant \* - OVC Tournament Participant ! - CIT % - CBI

# - Due to a NCAA Academic Progress Rate (APR) historic penalty, Southeast Missouri was ineligible for the OVC and NCAA Tournaments in 2017-18.

### SCORING OFFENSE

	G	W-L	Pts	Avg/G
Murray State	32	26-6	2515	78.6
Belmont	33	24-9	2562	77.6
<b>Southeast Missouri</b>	<b>31</b>	<b>14-17</b>	<b>2355</b>	<b>76.0</b>
Austin Peay	34	19-15	2512	73.9
Tennessee Tech	33	19-14	2413	73.1
Eastern Kentucky	31	11-20	2230	71.9
Jacksonville State	36	23-13	2587	71.9
Morehead State	29	8-21	2043	70.4
SIUE	30	9-21	2090	69.7
UT Martin	31	10-21	2135	68.9
Eastern Illinois	31	12-19	2065	66.6
Tennessee State	30	15-15	1997	66.6

### SCORING DEFENSE

	G	Pts	Avg/G
Jacksonville State	36	2369	65.8
Murray State	32	2117	66.2
Tennessee State	30	2010	67.0
Eastern Illinois	31	2120	68.4
Belmont	33	2284	69.2
Austin Peay	34	2446	71.9
Tennessee Tech	33	2388	72.4
UT Martin	31	2253	72.7
Morehead State	29	2204	76.0
Eastern Kentucky	31	2371	76.5
<b>Southeast Missouri</b>	<b>31</b>	<b>2413</b>	<b>77.8</b>
SIUE	30	2362	78.7

### SCORING MARGIN

	G	Off	Def	Margin
Murray State	32	78.6	66.2	+12.4
Belmont	33	77.6	69.2	+8.4
Jacksonville State	36	71.9	65.8	+6.1
Austin Peay	34	73.9	71.9	+1.9
Tennessee Tech	33	73.1	72.4	+0.8
Tennessee State	30	66.6	67.0	-0.4
Eastern Illinois	31	66.6	68.4	-1.8
<b>Southeast Missouri</b>	<b>31</b>	<b>76.0</b>	<b>77.8</b>	<b>-1.9</b>
UT Martin	31	68.9	72.7	-3.8
Eastern Kentucky	31	71.9	76.5	-4.5
Morehead State	29	70.4	76.0	-5.6
SIUE	30	69.7	78.7	-9.1

### FREE THROW PCT

	G	FTM	FTA	Pct
Eastern Kentucky	31	448	600	.747
Tennessee State	30	436	590	.739
Belmont	33	382	517	.739
Murray State	32	504	687	.734
<b>Southeast Missouri</b>	<b>31</b>	<b>474</b>	<b>650</b>	<b>.729</b>
UT Martin	31	309	426	.725
Jacksonville State	36	468	657	.712
SIUE	30	410	580	.707
Morehead State	29	415	592	.701
Eastern Illinois	31	377	551	.684
Tennessee Tech	33	483	710	.680
Austin Peay	34	480	737	.651

### FG PERCENTAGE

	G	FGM	FGA	Pct
Belmont	33	901	1853	.486
Murray State	32	870	1803	.483
<b>Southeast Missouri</b>	<b>31</b>	<b>796</b>	<b>1729</b>	<b>.460</b>
Jacksonville State	36	954	2091	.456
Austin Peay	34	915	2012	.455
UT Martin	31	808	1806	.447
Tennessee Tech	33	844	1924	.439
Eastern Kentucky	31	778	1779	.437
Morehead State	29	712	1655	.430
Tennessee State	30	669	1574	.425
Eastern Illinois	31	732	1726	.424
SIUE	30	734	1759	.417

### FG PCT DEFENSE

	G	FGM	FGA	Pct
Jacksonville State	36	821	2016	.407
Murray State	32	761	1841	.413
UT Martin	31	764	1798	.425
Belmont	33	836	1943	.430
Tennessee State	30	683	1586	.431
Eastern Illinois	31	740	1696	.436
Tennessee Tech	33	838	1918	.437
Austin Peay	34	845	1821	.464
Morehead State	29	765	1634	.468
Eastern Kentucky	31	849	1801	.471
SIUE	30	792	1664	.476
<b>Southeast Missouri</b>	<b>31</b>	<b>857</b>	<b>1795</b>	<b>.477</b>

### 3PT FG PCT

	G	3FGM	3FGA	Pct
<b>Southeast Missouri</b>	<b>31</b>	<b>289</b>	<b>738</b>	<b>.392</b>
Murray State	32	271	719	.377
Belmont	33	378	1005	.376
Eastern Illinois	31	224	627	.357
Eastern Kentucky	31	226	638	.354
Tennessee Tech	33	242	697	.347
Austin Peay	34	202	592	.341
Tennessee State	30	223	665	.335
Jacksonville State	36	211	650	.325
SIUE	30	212	654	.324
Morehead State	29	204	631	.323
UT Martin	31	210	650	.323

### 3PT FG PCT DEFENSE

	G	3FGM	3FGA	Pct
Murray State	32	199	649	.307
Tennessee Tech	33	243	747	.325
Jacksonville State	36	275	836	.329
Belmont	33	228	680	.335
Morehead State	29	233	661	.352
Tennessee State	30	271	760	.357
UT Martin	31	310	869	.357
Austin Peay	34	240	661	.363
SIUE	30	217	590	.368
<b>Southeast Missouri</b>	<b>31</b>	<b>260</b>	<b>695</b>	<b>.374</b>
Eastern Illinois	31	246	643	.383
Eastern Kentucky	31	256	654	.391

### REBOUNDING OFFENSE

	G	Rebounds	Avg/G
Jacksonville State	36	1371	38.1
Murray State	32	1186	37.1
Morehead State	29	1041	35.9
Austin Peay	34	1213	35.7
Tennessee Tech	33	1174	35.6
UT Martin	31	1087	35.1
Belmont	33	1133	34.3
Eastern Illinois	31	1063	34.3
SIUE	30	1024	34.1
Eastern Kentucky	31	1023	33.0
Tennessee State	30	988	32.9
<b>Southeast Missouri</b>	<b>31</b>	<b>1005</b>	<b>32.4</b>



# SOUTHEAST MISSOURI BASKETBALL



## 2017-18 STATISTICS

<i>REBOUNDING DEFENSE</i>	G	Rebounds	Avg/G
Murray State	32	1005	31.4
Belmont	33	1068	32.4
Jacksonville State	36	1169	32.5
Austin Peay	34	1111	32.7
Tennessee State	30	1000	33.3
Morehead State	29	983	33.9
<b>Southeast Missouri</b>	<b>31</b>	<b>1067</b>	<b>34.4</b>
Eastern Illinois	31	1071	34.5
Eastern Kentucky	31	1106	35.7
UT Martin	31	1108	35.7
SIUE	30	1075	35.8
Tennessee Tech	33	1208	36.6

<i>BLOCKED SHOTS</i>	G	Blocks	Avg/G
Jacksonville State	36	176	4.89
Eastern Illinois	31	138	4.45
Eastern Kentucky	31	113	3.65
UT Martin	31	105	3.39
Tennessee Tech	33	108	3.27
Murray State	32	104	3.25
Austin Peay	34	103	3.03
Morehead State	29	86	2.97
Tennessee State	30	86	2.87
SIUE	30	82	2.73
Belmont	33	82	2.48
<b>Southeast Missouri</b>	<b>31</b>	<b>54</b>	<b>1.74</b>

<i>ASSISTS</i>	G	Assists	Avg/G
Belmont	33	529	16.03
Jacksonville State	36	542	15.06
Murray State	32	471	14.72
Tennessee Tech	33	471	14.27
<b>Southeast Missouri</b>	<b>31</b>	<b>423</b>	<b>13.65</b>
Austin Peay	34	453	13.32
Eastern Kentucky	31	405	13.06
Eastern Illinois	31	392	12.65
UT Martin	31	390	12.58
SIUE	30	373	12.43
Morehead State	29	344	11.86
Tennessee State	30	326	10.87

<i>STEALS</i>	G	Steals	Avg/G
Tennessee Tech	33	252	7.64
Tennessee State	30	214	7.13
UT Martin	31	214	6.90
Murray State	32	216	6.75
Austin Peay	34	225	6.62
Eastern Kentucky	31	193	6.23
Jacksonville State	36	220	6.11
Eastern Illinois	31	182	5.87
<b>Southeast Missouri</b>	<b>31</b>	<b>178</b>	<b>5.74</b>
Morehead State	29	165	5.69
Belmont	33	161	4.88
SIUE	30	144	4.80

<i>OFFENSIVE REBOUNDS</i>	G	Rebounds	Avg/G
Austin Peay	34	444	13.06
Morehead State	29	339	11.69
Jacksonville State	36	412	11.44
SIUE	30	324	10.80
Eastern Illinois	31	331	10.68
Murray State	32	341	10.66
Tennessee Tech	33	338	10.24
UT Martin	31	308	9.94
Eastern Kentucky	31	297	9.58
<b>Southeast Missouri</b>	<b>31</b>	<b>273</b>	<b>8.81</b>
Tennessee State	30	261	8.70
Belmont	33	258	7.82

<i>DEFENSIVE REBOUNDS</i>	G	Rebounds	Avg/G
Jacksonville State	36	959	26.64
Belmont	33	875	26.52
Murray State	32	845	26.41
Tennessee Tech	33	836	25.33
UT Martin	31	779	25.13
Tennessee State	30	727	24.23
Morehead State	29	702	24.21
Eastern Illinois	31	732	23.61
<b>Southeast Missouri</b>	<b>31</b>	<b>732</b>	<b>23.61</b>
Eastern Kentucky	31	726	23.42
SIUE	30	700	23.33
Austin Peay	34	769	22.62

<i>3PT FG MADE</i>	G	3FGM	Avg/G
Belmont	33	378	11.45
<b>Southeast Missouri</b>	<b>31</b>	<b>289</b>	<b>9.32</b>
Murray State	32	271	8.47
Tennessee State	30	223	7.43
Tennessee Tech	33	242	7.33
Eastern Kentucky	31	226	7.29

<i>TURNOVER MARGIN</i>	G	Team	Avg.	Opponent	Avg.	Margin
Austin Peay.....	34	478	14.1	549	16.1	+2.09
Tennessee State.....	30	442	14.7	473	15.8	+1.03
Tennessee Tech.....	33	471	14.3	494	15.0	+0.70
Murray State.....	32	384	12.0	402	12.6	+0.56
Eastern Kentucky.....	31	401	12.9	412	13.3	+0.35
Jacksonville State.....	36	469	13.0	473	13.1	+0.11
<b>Southeast Missouri.....</b>	<b>31</b>	<b>388</b>	<b>12.5</b>	<b>383</b>	<b>12.4</b>	<b>-0.16</b>
Eastern Illinois.....	31	417	13.5	410	13.2	-0.23
Belmont.....	33	410	12.4	382	11.6	-0.85
UT Martin.....	31	449	14.5	421	13.6	-0.90
SIUE.....	30	409	13.6	369	12.3	-1.33
Morehead State.....	29	456	15.7	407	14.0	-1.69

<i>ASSIST/TURNOVER RATIO</i>	G	Assist	Avg.	Turnover	Avg.	Ratio
Belmont.....	33	529	16.0	410	12.4	1.29
Murray State.....	32	471	14.7	384	12.0	1.23
Jacksonville State.....	36	542	15.1	469	13.0	1.16
<b>Southeast Missouri.....</b>	<b>31</b>	<b>423</b>	<b>13.6</b>	<b>388</b>	<b>12.5</b>	<b>1.09</b>
Eastern Kentucky.....	31	405	13.1	401	12.9	1.01
Tennessee Tech.....	33	471	14.3	471	14.3	1.00
Austin Peay.....	34	453	13.3	478	14.1	0.95
Eastern Illinois.....	31	392	12.6	417	13.5	0.94
SIUE.....	30	373	12.4	409	13.6	0.91
UT Martin.....	31	390	12.6	449	14.5	0.87
Morehead State.....	29	344	11.9	456	15.7	0.75
Tennessee State.....	30	326	10.9	442	14.7	0.74

Eastern Illinois	31	224	7.23
SIUE	30	212	7.07
Morehead State	29	204	7.03
UT Martin	31	210	6.77
Austin Peay	34	202	5.94
Jacksonville State	36	211	5.86

<i>DEFENSIVE REB. PCT.</i>	G	D-REB	O-REB	Pct
Belmont	33	875	302	0.743
Jacksonville State	36	959	341	0.738
Tennessee State	30	727	267	0.731
Murray State	32	845	317	0.727
Morehead State	29	702	283	0.713
Austin Peay	34	769	312	0.711
<b>Southeast Missouri</b>	<b>31</b>	<b>732</b>	<b>304</b>	<b>0.707</b>
SIUE	30	700	292	0.706
Tennessee Tech	33	836	350	0.705
Eastern Illinois	31	732	313	0.700
Eastern Kentucky	31	726	328	0.689
UT Martin	31	779	357	0.686

<i>OFFENSIVE REB. PCT.</i>	G	O-REB	D-REB	Pct
Austin Peay	34	444	799	0.357
Jacksonville State	36	412	828	0.332
Murray State	32	341	688	0.331
Morehead State	29	339	700	0.326
Eastern Illinois	31	331	758	0.304
SIUE	30	324	783	0.293
UT Martin	31	308	751	0.291
Tennessee Tech	33	338	858	0.283
Eastern Kentucky	31	297	778	0.276
<b>Southeast Missouri</b>	<b>31</b>	<b>273</b>	<b>763</b>	<b>0.264</b>
Tennessee State	30	261	733	0.263
Belmont	33	258	766	0.252





# SOUTHEAST MISSOURI BASKETBALL

## 2017-18 STATISTICS

### SCORING

	G	FG	3FG	FT	Points	Avg/G
Jonathan Stark, MUR	32	221	110	133	685	21.4
<b>Denzel Mahoney, SEMO</b>	<b>31</b>	<b>176</b>	<b>64</b>	<b>182</b>	<b>598</b>	<b>19.3</b>
Nick Mayo, EKU	31	202	33	120	557	18.0
Dylan Windler, BEL	33	204	69	94	571	17.3
Amanze Egekeze, BELE	33	185	96	89	555	16.8
Jalen Henry, SIUE	29	157	37	118	469	16.2
Matthew Butler, UTM	31	180	90	47	497	16.0
Averyl Ugba, APSU	34	202	16	114	534	15.7
Terry Taylor, APSU	34	196	38	100	530	15.6
Delano Spencer, TSU	30	152	85	75	464	15.5
Terrell Miller, Jr., MUR	32	178	70	57	483	15.1
Montell Goodwin, EIU	31	164	73	64	465	15.0
<b>Ledarius Brewer, SEMO</b>	<b>31</b>	<b>152</b>	<b>71</b>	<b>74</b>	<b>449</b>	<b>14.5</b>
Curtis Phillips, TTU	33	152	61	107	472	14.3
Dedric Boyd, EKU	24	104	34	75	317	13.2
Malcolm Drumwright, JSU	36	162	73	75	472	13.1
Kajon Mack, TTU	32	132	38	105	407	12.7
Christian Mekowulu, TSU	30	121	2	137	381	12.7
Ja Morant, MUR	32	133	27	112	405	12.7
Kevin McClain, BEL	33	145	57	68	415	12.6
Mack Smith, EIU	25	106	54	44	310	12.4
Fatodd Lewis, UTM	30	143	22	63	371	12.4
<b>Daniel Simmons, SEMO</b>	<b>31</b>	<b>131</b>	<b>47</b>	<b>71</b>	<b>380</b>	<b>12.3</b>
Jordan Walker, MOR	29	111	43	88	353	12.2
DeAndre Dishman, EKU	30	130	0	92	352	11.7
Daniel Kinchen, SIUE	30	103	61	75	342	11.4
Jason Burnell, JSU	35	144	27	78	393	11.2
Lamontray Harris, MOR	26	106	17	58	287	11.0
A.J. Hicks, MOR	29	98	25	99	320	11.0
Shaq Calhoun, TTU	33	122	59	53	356	10.8

### REBOUNDING

	G	Off	Def	Total	Avg/G
Dylan Windler, BEL	33	57	250	307	9.3
Terrell Miller, Jr., MUR	32	34	241	275	8.6
Terry Taylor, APSU	34	133	158	291	8.6
Averyl Ugba, APSU	34	101	172	273	8.0
Courtney Alexander, TTU	33	72	190	262	7.9
Christian Mekowulu, TSU	30	73	164	237	7.9
Fatodd Lewis, UTM	30	63	157	220	7.3
Jalen Henry, SIUE	29	45	166	211	7.3
Christian Cunningham, JSU	33	84	150	234	7.1
Nick Mayo, EKU	31	47	162	209	6.7
Londell King, MOR	26	69	104	173	6.7
Ja Morant, MUR	32	55	153	208	6.5
Lamontray Harris, MOR	26	57	108	165	6.3
Norbertas Giga, JSU	36	71	157	228	6.3
Muusa Dama, EIU	31	64	131	195	6.3
Amanze Egekeze, BEL	33	39	166	205	6.2
DeAndre Dishman, EKU	30	66	120	186	6.2
Jason Burnell, JSU	35	64	146	210	6.0
Malek Green, MOR	28	46	101	147	5.3
Keenan Simmons, SIUE	30	68	89	157	5.2

### FIELD GOAL PERCENTAGE

	G	FG	FGA	Pct
Christian Cunningham, JSU	33	109	165	.661
DeAndre Dishman, EKU	30	130	229	.568
Dylan Windler, BEL	33	204	365	.559
Averyl Ugba, APSU	34	202	368	.549
Muusa Dama, EIU	31	124	227	.546
Terry Taylor, APSU	34	196	362	.541
Londell King, MOR	26	83	154	.539
Nick Mayo, EKU	31	202	384	.526
<b>Justin Carpenter, SEMO</b>	<b>30</b>	<b>99</b>	<b>189</b>	<b>.524</b>
Christian Mekowulu, TSU	30	121	233	.519
Jason Burnell, JSU	35	144	282	.511
Amanze Egekeze, BEL	33	185	365	.507
Shaq Buchanan, MUR	32	117	231	.506
Marlon Hunter, JSU	35	152	303	.502
Terrell Miller, Jr., MUR	32	178	355	.501

### FREE THROW PERCENTAGE

	G	FT	FTA	Pct
Daniel Kinchen, SIUE	30	75	83	.904
Jonathan Stark, MUR	32	133	149	.893
Lamontray Harris, MOR	26	58	67	.866
Malcolm Drumwright, JSU	36	75	89	.843
Nick Mayo, EKU	31	120	143	.839
<b>Denzel Mahoney, SEMO</b>	<b>31</b>	<b>182</b>	<b>218</b>	<b>.835</b>
Delano Spencer, TSU	30	75	90	.833
Dedric Boyd, EKU	24	75	90	.833
Ja Morant, MUR	32	112	139	.806
Amanze Egekeze, BEL	33	89	111	.802
Jason Burnell, JSU	35	78	99	.788
Kajon Mack, TTU	32	105	136	.772
Montell Goodwin, EIU	31	64	83	.771
Mason Ramsey, TTU	33	68	91	.747
Christian Mekowulu, TSU	30	137	184	.745

### 3PT FG PERCENTAGE

	G	3FG	3FGA	Pct
<b>Daniel Simmons, SEMO</b>	<b>31</b>	<b>47</b>	<b>104</b>	<b>.452</b>
Nick Mayo, EKU	31	33	74	.446
Terry Taylor, APSU	34	38	88	.432
Dylan Windler, BEL	33	69	162	.426
Amanze Egekeze, BEL	33	96	226	.425
Delano Spencer, TSU	30	85	201	.423
Austin Luke, BEL	33	72	174	.414
<b>Denzel Mahoney, SEMO</b>	<b>31</b>	<b>64</b>	<b>155</b>	<b>.413</b>
<b>Ray Kowalski, SEMO</b>	<b>26</b>	<b>30</b>	<b>74</b>	<b>.405</b>
Terrell Miller, Jr., MUR	32	70	174	.402
Delfinco Bogan, UTM	31	41	102	.402
Jonathan Stark, MUR	32	110	276	.399
Byron Hawkins, MUR	30	35	88	.398
Nick Hopkins, BEL	28	56	141	.397
A.J. Youngman, EKU	28	30	76	.395



# SOUTHEAST MISSOURI BASKETBALL



## 2017-18 STATISTICS

### ASSISTS

	G	Assists	Avg/G
Austin Luke, BEL	33	246	7.45
Ja Morant, MUR	32	201	6.28
<b>Jonathan Dalton, SEMO</b>	<b>31</b>	<b>168</b>	<b>5.42</b>
A.J. Hicks, MOR	29	122	4.21
Tre' Ivory, APSU	34	134	3.94
Kajon Mack, TTU	32	126	3.94
Jonathan Stark, MUR	32	126	3.94
Armani Chaney, TSU	30	111	3.70
Malcolm Drumwright, JSU	36	130	3.61
Christian Ellis, SIUE	30	101	3.37
Montell Goodwin, EIU	31	103	3.32
Delfinco Bogan, UTM	31	93	3.00
Matthew Butler, UTM	31	92	2.97
Jamall Gregory, JSU	36	106	2.94
Dylan Windler, BEL	33	90	2.73

### STEALS

	G	Steals	Avg/G
Delfinco Bogan, UTM	31	58	1.87
Curtis Phillips, TTU	33	59	1.79
A.J. Hicks, MOR	29	51	1.76
Shaq Buchanan, MUR	32	50	1.56
Jamall Gregory, JSU	36	53	1.47
Armani Chaney, TSU	30	43	1.43
Jonathan Stark, MUR	32	43	1.34
Chris Porter-Bunton, APSU	34	42	1.24
<b>Jonathan Dalton, SEMO</b>	<b>31</b>	<b>38</b>	<b>1.23</b>
Jordan Walker, MOR	29	35	1.21
Shaq Calhoun, TTU	33	38	1.15
Dayton Gumm, APSU	33	38	1.15
Tre' Ivory, APSU	34	39	1.15
Delano Spencer, TSU	30	34	1.13
David McFarland, SIUE	29	32	1.10

### 3PT FG MADE

	G	3FG	Avg/G
Jonathan Stark, MUR	32	110	3.44
Amanze Egekeze, BEL	33	96	2.91
Matthew Butler, UTM	31	90	2.90
Delano Spencer, TSU	30	85	2.83
Montell Goodwin, EIU	31	73	2.35
<b>Ledarrius Brewer, SEMO</b>	<b>31</b>	<b>71</b>	<b>2.29</b>
Terrell Miller, Jr., MUR	32	70	2.19
Austin Luke, BEL	33	72	2.18
SMITH, Mack-EIU	25	54	2.16
Dylan Windler, BEL	33	69	2.09
<b>Denzel Mahoney, SEMO</b>	<b>31</b>	<b>64</b>	<b>2.06</b>
Daniel Kinchen, SIUE	30	61	2.03
Malcolm Drumwright, JSU	36	73	2.03
Nick Hopkins, BEL	28	56	2.00
Curtis Phillips, TTU	33	61	1.85

### BLOCKED SHOTS

	G	Blocks	Avg/G
Christian Cunningham, JSU	33	57	1.73
Christian Mekowulu, TSU	30	46	1.53
Aboubacar Diallo, EIU	31	47	1.52
Nick Mayo, EKU	31	46	1.48
Muusa Dama, EIU	31	36	1.16
Averyl Ugba, APSU	34	36	1.06
Londell King, MOR	26	27	1.04
Keenan Simmons, SIUE	30	31	1.03
Jason Burnell, JSU	35	35	1.00
Terry Taylor, APSU	34	34	1.00
Jailen Gill, UTM	30	29	0.97
Zach Charles, EKU	30	29	0.97
Jamall Gregory, JSU	36	34	0.94
Dylan Windler, BEL	33	31	0.94
Jalen Dupree, MUR	30	25	0.83

### OFFENSIVE REBOUNDS

	G	Rebounds	Avg/G
Terry Taylor, APSU	34	133	3.91
Averyl Ugba, APSU	34	101	2.97
Londell King, MOR	26	69	2.65
Christian Cunningham, JSU	33	84	2.55
Christian Mekowulu, TSU	30	73	2.43
Keenan Simmons, SIUE	30	68	2.27
DeAndre Dishman, EKU	30	66	2.20
Lamontray Harris, MOR	26	57	2.19
Courtney Alexander, TTU	33	72	2.18
Fatodd Lewis, UTM	30	63	2.10
Muusa Dama, EIU	31	64	2.06
Jalen Dupree, MUR	30	60	2.00
Norbertas Giga, JSU	36	71	1.97
Ray Crossland, EIU	30	58	1.93
<b>Justin Carpenter, SEMO</b>	<b>30</b>	<b>58</b>	<b>1.93</b>

### ASSIST/TURNOVER RATIO

	G	Assist	Avg.	Turnover	Avg.	Ratio
Malcolm Drumwright, JSU	36	130	3.6	47	1.3	2.77
<b>Jonathan Dalton, SEMO</b>	<b>31</b>	<b>168</b>	<b>5.4</b>	<b>62</b>	<b>2.0</b>	<b>2.71</b>
Ja Morant, MUR	32	201	6.3	79	2.5	2.54
Austin Luke, BEL	33	246	7.5	104	3.2	2.37
Tre' Ivory, APSU	34	134	3.9	62	1.8	2.16
Kajon Mack, TTU	32	126	3.9	60	1.9	2.10
Montell Goodwin, EIU	31	103	3.3	61	2.0	1.69
Jonathan Stark, MUR	32	126	3.9	78	2.4	1.62
Delfinco Bogan, UTM	31	93	3.0	61	2.0	1.52
A.J. Hicks, MOR	29	122	4.2	84	2.9	1.45
Armani Chaney, TSU	30	111	3.7	84	2.8	1.32
Christian Ellis, SIUE	30	101	3.4	81	2.7	1.25

### DEFENSIVE REBOUNDS

	G	Rebounds	Avg/G
Dylan Windler, BEL	33	250	7.58
Terrell Miller, Jr., MUR	32	241	7.53
Courtney Alexander, TTU	33	190	5.76
Jalen Henry, SIUE	29	166	5.72
Christian Mekowulu, TSU	30	164	5.47
Fatodd Lewis, UTM	30	157	5.23
Nick Mayo, EKU	31	162	5.23
Averyl Ugba, APSU	34	172	5.06
Amanze Egekeze, BEL	33	166	5.03
Ja Morant, MUR	32	153	4.78
Terry Taylor, APSU	34	158	4.65
Christian Cunningham, JSU	33	150	4.55
Norbertas Giga, JSU	36	157	4.36
Muusa Dama, EIU	31	131	4.23
Jason Burnell, JSU	35	146	4.17

### MINUTES PLAYED

	G	Minutes	Avg/G
Matthew Butler, UTM	31	1169	37.71
Jonathan Stark, MUR	32	1165	36.41
Montell Goodwin, EIU	31	1100	35.48
Dylan Windler, BEL	33	1168	35.39
Kajon Mack, TTU	32	1107	34.59
Amanze Egekeze, BEL	33	1139	34.52
Nick Mayo, EKU	31	1062	34.26
Malcolm Drumwright, JSU	36	1231	34.19
Ja Morant, MUR	32	1088	34.00
Austin Luke, BEL	33	1084	32.85
Delano Spencer, TSU	30	984	32.80
Kevin McClain, BEL	33	1068	32.36
<b>Jonathan Dalton, SEMO</b>	<b>31</b>	<b>998</b>	<b>32.19</b>
Jordan Walker, MOR	29	916	31.59
Terry Taylor, APSU	34	1070	31.47



# SOUTHEAST MISSOURI BASKETBALL

## OVC TOURNAMENT



**T**he Ohio Valley Conference Men's and Women's Basketball Championships will be held March 6-9 at the Ford Center in Evansville, Indiana.

This marks the second-straight year the event will be held at the venue. The Ford Center, which opened in 2011, is a 11,000-seat arena located in the core of Evansville's downtown district. The 290,000-square foot facility serves as home of the Evansville

Thunderbolts of the Southern Professional Hockey League. The Ford Center has served as host to numerous sporting events and concerts on an annual basis.

Last year No. 1 Murray State topped No. 2 Belmont on the men's side to capture its 16th OVC Tournament crown and first since 2012, while No. 1 Belmont bested No. 2 UT Martin to win its third-straight OVC Women's Tournament Championship.

All eight men's and all eight women's teams that qualify for the tournament gather at a single site for the entire tournament. Prior to 2011, the first round games were played on campus sites with the semifinals and finals being held in Nashville.

The bracket shifted from a traditional 1 vs. 8, 2 vs. 7, etc. format to a merit-based format in 2011. It rewards the top teams during the regular season with byes into the quarterfinals and semifinals.

Now, the first round of each the men's and women's tournament will feature the No. 5

seed against the No. 8 seed and the No. 6 seed against the No. 7 seed. The winners of those games will advance to the quarterfinals to face the No. 3 and No. 4 seeds (who received a bye). The winners of those quarterfinal matchups will advance to the semifinals to face the No. 1 and No. 2 seeds (who received a pair of byes).

The 2019 Championship marks the 56th time the men's event has been held, making it the fourth oldest Division I championship in the country (behind only the Southern, ACC and SEC).

Future OVC Basketball Tournament dates include March 4-7, 2020.





# SOUTHEAST MISSOURI BASKETBALL



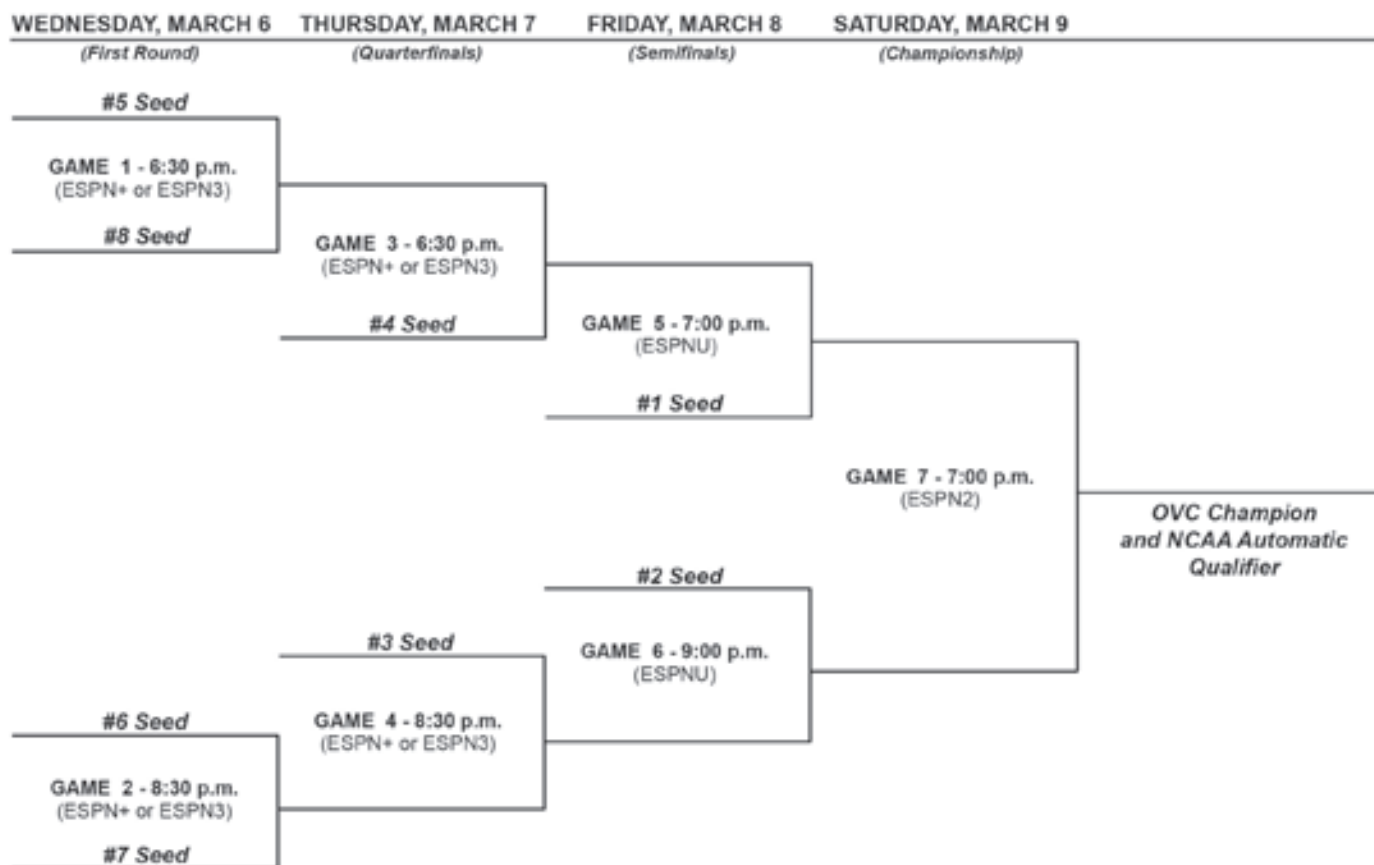
OVC TOURNAMENT



**2019 Ohio Valley Conference  
Basketball Championships**  
**March 6-9**  
**Ford Center**  
**Evansville, Indiana**



## Men's Championship Bracket



All Times Central



# SOUTHEAST MISSOURI BASKETBALL

## 2018-19 SCHEDULE

### THURSDAY, OCTOBER 25

Berea College at Morehead State, 5 p.m. (exhibition)

### SATURDAY, OCTOBER 27

Southwest Baptist at Southeast Missouri, 4:30 p.m. (exhibition)

### WEDNESDAY, OCTOBER 31

Tennessee Wesleyan at Tennessee State, 7 p.m. (exhibition)

### THURSDAY, NOVEMBER 1

Kentucky Christian at Eastern Kentucky, 6 p.m. (exhibition)  
St. Louis College of Pharmacy at UT Martin, 7:30 p.m. (exhibition)

### FRIDAY, NOVEMBER 2

Eureka College at Eastern Illinois, 7 p.m. (exhibition)  
Kentucky State at SIUE, 7 p.m. (exhibition)

### MONDAY, NOVEMBER 5

Brescia at Murray State, 7 p.m. (exhibition)

### TUESDAY, NOVEMBER 6

Kentucky Christian at Morehead State, 5:05 p.m. (ESPN+)  
Oakland City at Austin Peay, 7 p.m. (ESPN+)  
Pacific at SIUE, 7 p.m. (ESPN+)  
Tennessee Tech at Memphis, 7 p.m.  
Cumberland at UT Martin, 7:30 p.m. (ESPN+)  
Eastern Illinois at Texas, TBA  
Southeast Missouri at Saint Louis, 7 p.m.

### WEDNESDAY, NOVEMBER 7

Marshall at Eastern Kentucky, 6 p.m. (ESPN+)

### THURSDAY, NOVEMBER 8

Morehead State at UConn, 6 p.m.

### FRIDAY, NOVEMBER 9

Jacksonville State at Samford, 6:30 p.m.  
Austin Peay at Mississippi State, TBA

### SATURDAY, NOVEMBER 10

Eastern Illinois at IUPUI, Noon  
Southeast Missouri at Bradley, 1 p.m.  
Tennessee State at Lipscomb, 3 p.m.  
Eastern Kentucky at Chattanooga, 6 p.m. (ESPN+)  
Presbyterian at Tennessee Tech, 6 p.m. (ESPN+)  
Morehead State at Syracuse, 6 p.m. (ACC Network Extra)  
Illinois State at Belmont, 7 p.m. (ESPN+)  
Wright State at Murray State, 7 p.m. (ESPN+)  
Winthrop at SIUE, 7 p.m. (ESPN+)  
UT Martin at Western Kentucky, TBA

### MONDAY, NOVEMBER 12

Austin Peay at South Florida, 6 p.m.  
Jacksonville State at Penn State, 6 p.m. (BTN)  
Quincy at Southeast Missouri, 6:30 p.m. (ESPN+)  
Middle Tennessee at Belmont, 7 p.m. (ESPN+)

### TUESDAY, NOVEMBER 13

Midway University at Eastern Kentucky, 6 p.m. (ESPN+)  
Little Rock at Tennessee State, 7 p.m. (ESPN+)  
Tennessee Tech at Savannah State, TBA

### WEDNESDAY, NOVEMBER 14

Jacksonville State at Bradley, 7 p.m.

### THURSDAY, NOVEMBER 15

Carver at Tennessee State, 6 p.m. (ESPN+)  
Belmont at Lipscomb, 6:30 p.m.

### FRIDAY, NOVEMBER 16

Austin Peay vs. Central Connecticut, 11:30 a.m.  
(Montego Bay)  
Morehead State vs. UMKC, 4:35 p.m. (Cheney, Wash.)  
Southeast Missouri vs. Jacksonville, 4:05 p.m. (Mobile, Ala.)  
UT Martin at Mercer, 6 p.m.  
Tennessee Tech at North Carolina, 6 p.m.  
Eastern Kentucky vs. Kansas State, 6:30 p.m.  
(St. Thomas, V.I.)  
Spalding at Murray State, 7 p.m. (ESPN+)

### SATURDAY, NOVEMBER 17

Southeast Missouri vs. Chattanooga, 4:05 p.m.  
(Mobile, Ala.)  
Fisk at Tennessee State, 6 p.m. (ESPN+)  
Western Illinois at Eastern Illinois, 7 p.m. (ESPN+)  
Eastern Kentucky vs. TBD, TBA (St. Thomas, V.I.)  
Morehead State vs. E. Washington/Green Bay, TBD  
(Cheney, Wash.)

### SUNDAY, NOVEMBER 18

Austin Peay vs. Campbell, 2 p.m. (Montego Bay, Jamaica)  
Tennessee Tech at Michigan State, 5 p.m. (BTN)

### MONDAY, NOVEMBER 19

Southeast Missouri at South Alabama, 7:05 p.m.  
Eastern Kentucky vs. TBD, TBA (St. Thomas, V.I.)

### TUESDAY, NOVEMBER 20

Trevecca Nazarene at Belmont, 6:30 p.m. (ESPN+)  
Tennessee State at Cal State Northridge, 9 p.m.  
Jacksonville State vs. Western Carolina, 11:30 p.m. (Cancun)

### WEDNESDAY, NOVEMBER 21

Western Illinois at UT Martin, 3:30 p.m. (ESPN+)  
SIUE at Valparaiso, 7 p.m.  
Jacksonville State vs. TBD, TBA (Cancun, Mexico)

### FRIDAY, NOVEMBER 23

Eastern Illinois vs. Gardner-Webb, 4 p.m. (Asheville, N.C.)  
Tennessee State at Kentucky, 6 p.m. (SEC Network)  
ULM at Tennessee Tech, 6 p.m. (ESPN+)

### SATURDAY, NOVEMBER 24

Austin Peay at Ohio, 2 p.m.  
Belmont at Kennesaw State, 3 p.m.  
Eastern Illinois vs. Arkansas State, 4 p.m. (Asheville, N.C.)  
Missouri State at Murray State, 7 p.m. (ESPN+)

### SUNDAY, NOVEMBER 25

Eastern Illinois vs. UNC Wilmington, Noon (Asheville, N.C.)  
Lipscomb at Morehead State, 1:05 p.m. (ESPN+)  
Incarnate Word at SIUE, 2 p.m. (ESPN+)

### MONDAY, NOVEMBER 26

Murray State at Alabama, 7 p.m. (SEC Network+)

### TUESDAY, NOVEMBER 27

Missouri S&T at Southeast Missouri, 6:30 p.m. (ESPN+)  
Northern Kentucky at Morehead State, 6:35 p.m. (ESPN+)

### WEDNESDAY, NOVEMBER 28

Eastern Kentucky at Tennessee, 5:30 p.m. (SEC Network)  
Winthrop at Tennessee Tech, 6 p.m. (ESPN+)  
Purdue Fort Wayne at Eastern Illinois, 7 p.m. (ESPN+)  
Carver College at Jacksonville State, TBA (ESPN+)  
SIUE at Western Illinois, TBA

### THURSDAY, NOVEMBER 29

Belmont at Samford, 6:30 p.m.  
Austin Peay at Troy, TBA

### FRIDAY, NOVEMBER 30

Ohio-Chillicothe at Morehead State, 10:05 a.m. (ESPN+)

### SATURDAY, DECEMBER 1

Belmont at Green Bay, 1 p.m.  
Eastern Kentucky at High Point, 1 p.m.  
Jacksonville State at North Alabama, Noon  
Tennessee Tech at Chattanooga, 1 p.m. (ESPN+)  
Southern Illinois at SIUE, 2 p.m. (ESPN+)  
Western Illinois at Southeast Missouri, 6:30 p.m. (ESPN+)  
Prairie View A&M at Murray State, 7 p.m. (ESPN+)  
UNC Asheville at UT Martin, 7:30 p.m. (ESPN+)  
Austin Peay at Alabama A&M, TBA  
Eastern Illinois at Chicago State, TBA  
Tennessee State at Western Kentucky, TBA

### TUESDAY, DECEMBER 4

Southeast Missouri at Mississippi Valley State, 6 p.m.  
Lipscomb at Belmont, 7 p.m. (ESPN+)  
Fontbonne University at Eastern Illinois, 7 p.m. (ESPN+)

### WEDNESDAY, DECEMBER 5

USC Upstate at Eastern Kentucky, 6 p.m. (ESPN+)  
UT Martin at Tulane, 7 p.m.



# SOUTHEAST MISSOURI BASKETBALL



## 2018-19 SCHEDULE

### THURSDAY, DECEMBER 6

Warren Wilson College at Tennessee Tech, 6 p.m. (ESPN+)

### SATURDAY, DECEMBER 8

Harris-Stowe at SIUE, 2 p.m. (ESPN+)

UT Martin at East Tennessee State, 3 p.m.

Calvary at Austin Peay, 4 p.m. (ESPN+)

Jacksonville State at Delaware State, 4:30 p.m.

Northern Kentucky at Eastern Kentucky, 5 p.m. (ESPN+)

**Southern Illinois at Southeast Missouri, 6:30 p.m. (ESPN+)**

Eastern Illinois at Western Illinois, TBA

Murray State at Middle Tennessee, TBA

### SUNDAY, DECEMBER 9

Tennessee State at Coppin State, 2 p.m.

Hiwassee College at Tennessee Tech, 2 p.m. (ESPN+)

### MONDAY, DECEMBER 10

Morehead State at Marshall, 6 p.m.

### WEDNESDAY, DECEMBER 12

Jacksonville State at Wichita State, 7 p.m.

Murray State at Southern Illinois, TBA

### THURSDAY, DECEMBER 13

Morehead State at Samford, 6:30 p.m.

### SATURDAY, DECEMBER 15

**Southeast Missouri at The Citadel, Noon**

Tennessee Tech at Kennesaw State, 3 p.m.

Purdue Fort Wayne at Austin Peay, 4 p.m. (ESPN+)

North Carolina A&T at Tennessee State, 4 p.m. (ESPN+)

Belmont at UCLA, 4 p.m. (Pac-12 Networks)

Jackson State at Murray State, 7 p.m. (ESPN+)

Eastern Kentucky at Xavier, 7 p.m. (FS1)

Eastern Illinois at Bradley, 7 p.m.

Brescia at UT Martin, 7:30 p.m. (ESPN+)

Jacksonville State at Evansville, TBA

### MONDAY, DECEMBER 17

SIUE at Drake, 2 p.m.

**Southeast Missouri at Florida State, 6 p.m.**

### TUESDAY, DECEMBER 18

Morehead State at Wright State, 6 p.m.

Evansville at Murray State, 7 p.m. (ESPN+)

North Alabama at Jacksonville State, 7:15 p.m. (ESPN+)

Chattanooga at UT Martin, 7:30 p.m. (ESPN+)

Tennessee State at Akron, TBA

### WEDNESDAY, DECEMBER 19

Western Kentucky at Belmont, 6:30 p.m. (ESPN+)

SIUE at Washington State, 9:30 p.m. (Pac-12 Networks)

### THURSDAY, DECEMBER 20

Savannah State at Tennessee Tech, 6 p.m. (ESPN+)

### FRIDAY, DECEMBER 21

IUPUI at Morehead State, 4:35 p.m. (ESPN+)

Eastern Illinois at Iowa State, 6 p.m.

**Abilene Christian at Southeast Missouri, 6:30 p.m. (ESPN+)**

Austin Peay vs. Campbell, TBA (St. Petersburg, Fla.)

### SATURDAY, DECEMBER 22

Jacksonville State at West Virginia, 11 a.m.

SIUE vs. CSUN, 1 p.m. (Las Vegas, Nev.)

Eastern Kentucky at Duquesne, 1 p.m.

Murray State at Auburn, 2:30 p.m.

UT Martin at Fresno State, 6 p.m.

Austin Peay vs. Liberty/Alabama State, TBA

(St. Petersburg, Fla.)

Tennessee State at Memphis, TBA

### SUNDAY, DECEMBER 23

SIUE vs. Northern Colorado/Rider, TBD (Las Vegas, Nev.)

### FRIDAY, DECEMBER 28

Austin Peay at Arkansas, 7 p.m. (SEC Network+)

### SATURDAY, DECEMBER 29

Tennessee Tech at Tennessee, Noon (SEC Network+)

Morehead State at Missouri, 1 p.m. (SEC Network+)

Belmont at Purdue, 3:30 p.m. (FS1)

Reinhardt at Jacksonville State, 4 p.m. (ESPN+)

Brescia at Eastern Kentucky, 5 p.m. (ESPN+)

Bethel at Murray State, 7 p.m. (ESPN+)

Tennessee State at Vanderbilt, TBA (SEC Network+)

### SUNDAY, DECEMBER 30

UT Martin at Bowling Green, 1:30 p.m.

North Alabama at Eastern Illinois, 2 p.m. (ESPN+)

Missouri S&T at SIUE, 5 p.m. (ESPN+)

### THURSDAY, JANUARY 3

\*Morehead State at Murray State, 7 p.m. (ESPN+)

\*UT Martin at Eastern Illinois, 7:30 p.m. (ESPN+)

\*Tennessee Tech at Tennessee State, 7:30 p.m. (ESPN+)

**\*Southeast Missouri at SIUE, 7:30 p.m. (ESPN+)**

\*Eastern Kentucky at Austin Peay, 7:30 p.m. (ESPN+)

\*Jacksonville State at Belmont, 8 p.m. (ESPNU)

### SATURDAY, JANUARY 5

\*SIUE at Eastern Illinois, 3:15 p.m. (ESPN+)

\*Morehead State at Austin Peay, 3:30 p.m. (ESPN+)

**\*UT Martin at Southeast Missouri, 4:30 p.m. (ESPN+)**

\*Tennessee Tech at Belmont, 5 p.m. (ESPN+)

\*Jacksonville State at Tennessee State, 5 p.m. (ESPN+)

\*Eastern Kentucky at Murray State, 7 p.m. (ESPN+)

### THURSDAY, JANUARY 10

\*Morehead State at Belmont, 6:30 p.m. (ESPN+)

\*Eastern Illinois at Jacksonville State, 7:15 p.m. (ESPN+)

\*Eastern Kentucky at Tennessee State, 7:30 p.m. (ESPN+)

\*Murray State at UT Martin, 7:30 p.m. (ESPN+)

\*SIUE at Tennessee Tech, 7:30 p.m. (ESPN+)

**\*Austin Peay at Southeast Missouri, 7:45 p.m. (ESPN+)**

### SATURDAY, JANUARY 12

\*Austin Peay at UT Martin, 3:30 p.m. (ESPN+)

\*SIUE at Jacksonville State, 4 p.m. (ESPN+)

**\*Murray State at Southeast Missouri, 4:30 p.m. (ESPN+)**

\*Eastern Kentucky at Belmont, 5 p.m. (ESPN+)

\*Morehead State at Tennessee State, 7:30 p.m. (ESPN+)

\*Eastern Illinois at Tennessee Tech, 7:30 p.m. (ESPN+)

### THURSDAY, JANUARY 17

\*UT Martin at Eastern Kentucky, 6 p.m. (ESPN+)

\*Tennessee State at Tennessee Tech, 6 p.m. (ESPNU)

**\*Southeast Missouri at Morehead State, 6:35 p.m. (ESPN+)**

\*Belmont at Jacksonville State, 7:15 p.m. (ESPN+)

\*Murray State at Eastern Illinois, 7:30 p.m. (ESPN+)

\*Austin Peay at SIUE, 7:30 p.m. (ESPN+)

### SATURDAY, JANUARY 19

\*Austin Peay at Eastern Illinois, 3:15 p.m. (ESPN+)

\*Tennessee State at Belmont, 5 p.m. (ESPN+)

\*UT Martin at Morehead State, 5:35 p.m. (ESPN+)

**\*Southeast Missouri at Eastern Kentucky, 6 p.m. (ESPN+)**

\*Murray State at SIUE, 7 p.m. (ESPN+)

\*Tennessee Tech at Jacksonville State, 7 p.m. (ESPN+)

### THURSDAY, JANUARY 24

\*Jacksonville St. at Eastern Kentucky, 6 p.m. (Berea, KY) (ESPN+)

\*Tennessee Tech at Morehead State, 6:35 p.m. (ESPN+)

\*Eastern Illinois at UT Martin, 7:30 p.m. (ESPN+)

\*Tennessee State at Austin Peay, 7:30 p.m. (ESPN+)

**\*SIUE at Southeast Missouri, 7:45 p.m. (ESPN+)**

\*Belmont at Murray State, 8 p.m. (ESPNU)

### SATURDAY, JANUARY 26

\*Jacksonville State at Morehead State, 2:35 p.m. (ESPN+)

\*Belmont at Austin Peay, 3:30 p.m. (ESPN+)

\*SIUE at UT Martin, 3:30 p.m. (ESPN+)

**\*Eastern Illinois at Southeast Missouri, 4:30 p.m. (ESPN+)**

\*Tennessee Tech at Eastern Ky., 6 p.m. (Georgetown, KY) (ESPN+)

\*Tennessee State at Murray State, 7 p.m. (ESPN+)

### THURSDAY, JANUARY 31

\*Austin Peay at Tennessee Tech, 6 p.m. (ESPNU/ESPNEWS)

**\*Southeast Missouri at Belmont, 7 p.m. (ESPN+)**

\*Morehead State at SIUE, 7 p.m. (ESPN+)

\*Murray State at Jacksonville State, 7:15 p.m. (ESPN+)

\*Eastern Kentucky at Eastern Illinois, 7:30 p.m. (ESPN+)

\*UT Martin at Tennessee State, 7:30 p.m. (ESPN+)





# SOUTHEAST MISSOURI BASKETBALL

## 2018-19 SCHEDULE

### SATURDAY, FEBRUARY 2

\*Morehead State at Eastern Illinois, 3:15 p.m. (ESPN+)  
 \*Austin Peay at Jacksonville State, 4 p.m. (ESPN+)  
 \*UT Martin at Belmont, 5 p.m. (ESPN+)  
 \*Eastern Kentucky at SIUE, 7 p.m. (ESPN+)  
 \*Southeast Missouri at Tennessee State, 7:30 p.m. (ESPN+)  
 \*Murray State at Tennessee Tech, 7:30 p.m. (ESPN+)

### THURSDAY, FEBRUARY 7

\*Belmont at Eastern Kentucky, 6:00 p.m. (ESPN+)  
 \*Tennessee State at Morehead State, 6:35 p.m. (ESPN+)  
 \*Eastern Illinois at Murray State, 7 p.m. (ESPN+)  
 \*Jacksonville State at UT Martin, 7:30 p.m. (ESPN+)  
 \*SIUE at Austin Peay, 7:30 p.m. (ESPN+)  
 \*Tennessee Tech at Southeast Missouri, 7:45 p.m. (ESPN+)

### SATURDAY, FEBRUARY 9

\*Tennessee Tech at UT Martin, 3:30 p.m. (ESPN+)  
 \*Eastern Illinois at Austin Peay, 3:30 p.m. (ESPN+)  
 \*Belmont at Morehead State, 3:35 p.m. (ESPN+)  
 \*Jacksonville State at Southeast Missouri, 4:30 p.m. (ESPN+)  
 \*Tennessee State at Eastern Kentucky, 6 p.m. (ESPN+)  
 \*SIUE at Murray State, 7 p.m. (ESPN+)

### THURSDAY, FEBRUARY 14

\*Eastern Illinois at SIUE, 5:30 p.m. (ESPN+)  
 \*Murray State at Austin Peay, 6 p.m. (ESPN+)  
 \*Eastern Kentucky at Morehead State, 6:35 p.m. (ESPN+)  
 \*Belmont at Tennessee State, 7:30 p.m. (ESPN+)  
 \*Southeast Missouri at UT Martin, 7:30 p.m. (ESPN+)  
 \*Jacksonville State at Tennessee Tech, 7:30 p.m. (ESPN+)

### SATURDAY, FEBRUARY 16

\*UT Martin at SIUE, 2 p.m. (ESPN+)  
 \*Southeast Missouri at Eastern Illinois, 3:15 p.m. (ESPN+)  
 \*Austin Peay at Morehead State, 3:35 p.m. (ESPN+)  
 \*Murray State at Eastern Kentucky, 6 p.m. (ESPN+)  
 \*Tennessee State at Jacksonville State, 7 p.m. (ESPN+)  
 \*Belmont at Tennessee Tech, 7:30 p.m. (ESPN+)

### THURSDAY, FEBRUARY 21

\*Eastern Illinois at Belmont, 7 p.m. (ESPN+)  
 \*UT Martin at Murray State, 7 p.m. (ESPN+)  
 \*Morehead State at Jacksonville State, 7:15 p.m. (ESPN+)  
 \*SIUE at Tennessee State, 7:30 p.m. (ESPN+)  
 \*Eastern Kentucky at Tennessee Tech, 7:30 p.m. (ESPN+)  
 \*Southeast Missouri at Austin Peay, 7:30 p.m. (ESPN+)

### SATURDAY, FEBRUARY 23

\*UT Martin at Austin Peay, 3:30 p.m. (ESPN+)  
 \*Eastern Kentucky at Jacksonville State, 4 p.m. (ESPN+)  
 \*SIUE at Belmont, 5 p.m. (ESPN+)  
 \*Southeast Missouri at Murray State, 7 p.m. (ESPN+)  
 \*Eastern Illinois at Tennessee State, 7:30 p.m. (ESPN+)  
 \*Morehead State at Tennessee Tech, 7:30 p.m. (ESPN+)

### THURSDAY, FEBRUARY 28

\*Austin Peay at Eastern Kentucky, 6 p.m. (ESPN+)  
 \*Murray State at Morehead State, 6:35 p.m. (ESPN+)  
 \*Tennessee Tech at SIUE, 7:30 p.m. (ESPN+)  
 \*Belmont at UT Martin, 7:30 p.m. (ESPN+)  
 \*Tennessee State at Southeast Missouri, 7:45 p.m. (ESPN+)  
 \*Jacksonville State at Eastern Illinois, 8 p.m. (ESPNU/ESPNEWS)

### SATURDAY, MARCH 2

\*Tennessee Tech at Eastern Illinois, 3:15 p.m. (ESPN+)  
 \*Tennessee State at UT Martin, 3:30 p.m. (ESPN+)  
 \*Jacksonville State at SIUE, 5 p.m. (ESPN+)  
 \*Morehead State at Eastern Kentucky, 6 p.m. (ESPN+)  
 \*Belmont at Southeast Missouri, 7:30 p.m. (ESPN+)  
 \*Austin Peay at Murray State, 7 p.m. (ESPN+)

### WEDNESDAY, MARCH 6

OVC Tournament First Round, 6:30/8:30 p.m.  
 (ESPN+ or ESPN3)  
 (Ford Center – Evansville, Ind.)

### THURSDAY, MARCH 7

OVC Tournament Quarterfinals, 6:30/8:30 p.m.  
 (ESPN+ or ESPN3)  
 (Ford Center – Evansville, Ind.)

### FRIDAY, MARCH 8

OVC Tournament Semifinals, 7:00/9:00 p.m. (ESPNU)  
 (Ford Center – Evansville, Ind.)

### SATURDAY, MARCH 9

OVC Tournament Championship, 7:00 p.m. (ESPN2)  
 (Ford Center – Evansville, Ind.)

\* - Denotes OVC contest

All Times CENTRAL; dates and times subject to change





*RECORDS*



# SOUTHEAST MISSOURI BASKETBALL

## HONORS & AWARDS

### ALL-AMERICANS

#### Bill Giessing (1962, 1963)

Bill Giessing won third-team Little All-America honors in 1962 when he scored 660 points. In 1963, he was named second-team All-America by the Associated Press and third-team All-America by United Press International. Giessing was an inaugural inductee into the Southeast Athletics Hall of Fame.

#### Jack Klosterman (1943)

Jack Klosterman won NAIA All-America honors in 1943 after the Indians won the NAIA National Tournament. Klosterman, who served as the athletic director at Effingham High School (Ill.) for 27 years, died on October 17, 1991 at the age of 68.

#### Otto Porter (1981)

Otto Porter won second-team All-America honors from the National Association of Basketball Coaches in 1981 following a stellar two-year career. Porter averaged 25.1 points and 8.9 rebounds per game during his senior season. He finished with a career average of 25.8 points per game, the best-ever in the MIAA. He was inducted into the Southeast Hall of Fame in 2004.

#### Ray Pugh (1988, 1989)

Ray Pugh was named third-team All-America by the United States Basketball Coaches Association and the Basketball News after the 1988-89 season. The Indians ranked second in the nation that year. Pugh averaged 17.8 points and 5.2 rebounds per game. As a junior, Pugh was named second-team All-America by the Basketball News after leading the Indians to a 28-4 record in 1987-88. He was also selected as the MIAA's Most Valuable Player.

#### Carl Ritter (1961, 1963)

Carl Ritter, Southeast's all-time career scoring leader, earned both second-team National Association of Basketball Coaches (1963) and Associated Press (1961) All-America honors. He is a member of the Missouri Basketball Hall of Fame and was part of Southeast's inaugural Hall of Fame class. Ritter's jersey number 32 is the only retired number in Southeast Missouri State men's basketball history.

#### Jack Russell (1943)

Jack Russell won NAIA All-America honors in 1943 along with teammate Jack Klosterman. The Indians won the NAIA National Title that year. Russell, who retired after a long teaching career at Cape Central, died on November 20, 2003.

#### Dwayne Rutherford (1990)

Dwayne Rutherford was a third-team All-America by the Basketball Gazette after leading the Indians to a 26-5 record and a spot in the Elite Eight. Rutherford is Southeast's all-time leader in assists.

### NCAA STATISTICAL CHAMPIONS

Field Goal Percentage

Leon Powell, F, 2010-11.....63.0

### OVC COACH OF THE YEAR

Gary Garner.....1998-99

### OVC PLAYER OF THE YEAR

Bud Eley, C.....1998-99

### OVC MALE ATHLETE OF THE YEAR

Bud Eley, C.....1998-99

### OVC FRESHMAN OF THE YEAR

Derek Winans, G.....2001-02

Denzel Mahoney, G.....2016-17

### OVC NEWCOMER OF THE YEAR

Bud Eley, C.....1995-96

\* - The OVC Newcomer of the Year

Award was discontinued after the 2004 season.

### OVC FIRST-TEAM SELECTIONS

Devon Lake, G.....1992-93

Bud Eley, C.....1996-97

Bud Eley, C.....1998-99

Dainmon Gonner, F.....2004-05

Reggie Golson, F.....2004-05

Tyler Stone, F.....2013-14

Antonius Cleveland, G.....2016-17

Denzel Mahoney, G/F.....2017-18

### OVC SECOND-TEAM SELECTIONS

Curtis Shelton, G.....1993-94

Bud Eley, C.....1995-96

Cory Johnson, G.....1997-98

Roderick Johnson, F.....1999-00

Michael Stokes, G.....2000-01

Roy Booker, G.....2005-06

Leon Powell, F.....2010-11

Tyler Stone, F.....2011-12

Tyler Stone, F.....2012-13

Jarekious Bradley, G/F.....2013-14

Jarekious Bradley, G/F.....2014-15

Denzel Mahoney, G/F.....2016-17

### OVC THIRD-TEAM SELECTIONS

Mike Branson, F.....1999-00

Michael Stokes, G.....1999-00

Derek Winans, G.....2001-02

Derek Winans, G.....2002-03

### OVC ALL-NEWCOMER TEAM SELECTIONS

Luther Bonds, F.....1992-93

Jermall Morgan, C.....1993-94

Jerome Days, C.....1994-95

Bud Eley, C.....1995-96

Calvert White, F.....1996-97

Cory Johnson, G.....1997-98

Roderick Johnson, F.....1998-99

Roy Booker, G.....2005-06

Brandon Foust, F.....2006-07

Leon Powell, F.....2010-11

Tyler Stone, F.....2011-12

Jarekious Bradley, G/F.....2013-14

Denzel Mahoney, G.....2016-17

Ledarrius Brewer, G.....2017-18

### NABC HONORS COURT

Zach House, C, 2010-11

Nick Niemczyk, G, 2010-11

Nick Niemczyk, G, 2011-12

### OVC ALL-FRESHMAN TEAM SELECTIONS

Jerry Freshwater, G.....1991-92

### OVC ALL-TOURNAMENT MVP

Roderick Johnson, F.....2000

### OVC ALL-TOURNAMENT TEAM SELECTIONS

Mike Branson, F.....1999

Bud Eley, C.....1999

Mike Branson, F.....2000

Roderick Johnson, F.....2000

Denzel Mahoney, G.....2017

### COSIDA FIRST-TEAM ACADEMIC ALL-AMERICANS

Derek Winans, G.....2005

### COSIDA SECOND-TEAM ACADEMIC ALL-AMERICANS

Derek Winans, G.....2004

### NABC ALL-DISTRICT FIRST-TEAM

Tyler Stone, F.....2011-12

Jarekious Bradley, G/F.....2013-14

Denzel Mahoney, G/F.....2017-18

### NABC ALL-DISTRICT SECOND-TEAM

Leon Powell, F.....2011-12

Marland Smith, G.....2011-12

Tyler Stone, F.....2013-14





# SOUTHEAST MISSOURI BASKETBALL



## HONORS & AWARDS

### OVC PLAYER OF THE WEEK

Devon Lake, G.....	2/27/93
Curtis Shelton, G.....	12/5/93
Jermall Morgan, C.....	12/4/94
Bud Eley, C.....	1/15/96
Bud Eley, C.....	1/12/97
Bud Eley, C.....	12/7/98
Bud Eley, C.....	1/4/99
Bud Eley, C.....	1/11/99
Roderick Johnson, F.....	12/13/99
Michael Stokes, G.....	12/18/00
Brandon Griffin, C.....	12/15/03
Derek Winans, G.....	1/19/04
Reggie Golson, F.....	12/13/04
Dainmon Gonner, F.....	1/17/05
Reggie Golson, F.....	2/14/05
Roy Booker, G.....	11/28/05
Brandon Foust, F.....	1/7/08
Marland Smith, G.....	12/26/11
Corey Wilford, G.....	3/4/13
Jarekious Bradley, G/F.....	11/11/13
Jarekious Bradley, G/F.....	12/30/13
Tyler Stone, F.....	2/24/14
Tyler Stone, F.....	3/3/14
Denzel Mahoney, G/F.....	2/12/18

### OVC NEWCOMER OF THE WEEK

Alex Beason, F.....	12/17/91
Alex Beason, F.....	12/23/91
Brandon Samuels.....	2/4/92
Luther Bonds, F.....	12/15/92
Jermall Morgan, C.....	1/30/94
Jerome Days, C.....	1/29/95
Bud Eley, C.....	12/3/95
Bud Eley, C.....	12/18/95
Bud Eley, C.....	2/4/96
Calvert White, F.....	12/2/96
Calvert White, F.....	1/19/97
Cory Johnson, G.....	11/24/97
Cory Johnson, G.....	2/1/98
Roderick Johnson, F.....	12/14/98
Michael Stokes, G.....	12/20/99
Michael Stokes, G.....	1/17/00
Michael Stokes, G.....	1/31/00
Terry Rogers, C.....	1/8/01
Derek Winans, G.....	11/26/01
Derek Winans, G.....	12/3/01
Derek Winans, G.....	1/14/02
Derek Winans, G.....	1/21/02
Brett Hale, G.....	2/4/02
Brett Hale, G.....	2/11/02
Derek Winans, G.....	2/18/02
Derek Winans, G.....	2/28/02
Brandon Griffin, C.....	12/2/02

Carl Ritter became the first Southeast Missouri State University basketball player to have his number retired. His number 32 was retired during ceremonies at the Show Me Center on January 24, 1994. Ritter scored a school record 1,916 points from 1959-63.

Following an emotional ceremony, Ritter stepped behind the three-point line and made a perfect shot in front of a big Show Me Center crowd and regional television audience.

32



Brandon Griffin, C.....	12/9/02
Brandon Griffin, C.....	1/20/03
Brandon Griffin, C.....	2/10/03
Brandon Griffin, C.....	3/3/03
Dainmon Gonner, F.....	12/8/03
Dainmon Gonner, F.....	1/5/04
Mike Nelke, G.....	1/19/04
Roy Booker, G.....	1/2/06
Roy Booker, G.....	1/9/06
Michael Rembert, C.....	12/18/06
Brandon Foust, F.....	1/15/07
Brandon Foust, F.....	1/22/07
Michael Rembert, C.....	1/29/07
Brandon Foust, F.....	2/26/07
Calvin Williams, F.....	11/26/07
Calvin Williams, F.....	12/10/07
Jaycen Herring, F.....	2/4/08
LaMont Russell, F.....	2/16/09
Cameron Butler, F.....	1/11/10
Leon Powell, F.....	11/22/10
Leon Powell, F.....	1/10/11
Leon Powell, F.....	2/7/11
Leon Powell, F.....	2/14/11
Leon Powell, F.....	2/21/11
Tyler Stone, F.....	11/14/11
Nick Niemczyk, G.....	11/28/11
Tyler Stone, F.....	12/5/11
Tyler Stone, F.....	12/12/11
Tyler Stone, F.....	12/26/11
Tyler Stone, F.....	1/9/12
Tyler Stone, F.....	2/13/12
A.J. Jones, G.....	3/4/13
Jarekious Bradley, G/F.....	11/11/13
Jarekious Bradley, G/F.....	11/25/13
Jarekious Bradley, G/F.....	12/2/13
Jarekious Bradley, G/F.....	12/9/13
Jarekious Bradley, G/F.....	12/16/13

Jarekious Bradley, G/F.....	12/30/13
Jarekious Bradley, G/F.....	2/24/14

### OVC FRESHMAN OF THE WEEK

Anthony Holt.....	1/8/95
Nathan Owen, G.....	12/22/97
Paul Paradoski, G.....	11/29/04
Roderick Pearson, G.....	1/8/07
Derek Thompson, G.....	11/23/09
Derek Thompson, G.....	12/7/09
Marland Smith, G.....	12/28/09
Marland Smith, G.....	2/22/10
Lucas Nutt, G.....	12/20/10
Antoniuss Cleveland, G.....	11/18/13
Antoniuss Cleveland, G.....	12/2/13
Antoniuss Cleveland, G.....	12/23/13
Antoniuss Cleveland, G.....	2/24/14
Antoniuss Cleveland, G.....	3/3/14
Marcus Wallace, G.....	2/9/15
Marcus Wallace, G.....	2/16/15
Denzel Mahoney, G.....	1/16/17
Denzel Mahoney, G.....	1/23/17
Denzel Mahoney, G.....	1/30/17
Denzel Mahoney, G.....	2/13/17
Denzel Mahoney, G.....	2/20/17
Ledarius Brewer, G.....	2/19/18

### COLLEGE SPORTS MADNESS OVC PLAYER OF THE WEEK

Leon Powell, F.....	1/16/12
Tyler Stone, F.....	12/31/12
Corey Wilford, G.....	3/3/13
Jarekious Bradley, G/F.....	12/30/13
Jarekious Bradley, G/F.....	1/12/14
Denzel Mahoney, G/F.....	12/2/17
Ledarius Brewer, G.....	2/19/18



William "Bud" Eley



Dwayne Rutherford



Derek Winans





# SOUTHEAST MISSOURI BASKETBALL

## HONORS & AWARDS

### COLLEGE SPORTS MADNESS MID-MAJOR PLAYER OF THE WEEK

Tyler Stone, F.....12/31/12  
Corey Wilford, G.....3/3/13

### NETSCOUTS OVC PLAYER OF THE WEEK

Leon Powell, F.....1/16/12

### COLLEGEHOOPSAILY.COM OVC PLAYER OF THE MONTH

Jarekious Bradley, G/F.....11/13  
Jarekious Bradley, G/F.....1/14  
Tyler Stone, F.....1/14

### "DARK HORSE" DUNKER CHAMPION

Antonius Cleveland, G.....2017

### NATIONAL SLAM DUNK CONTEST PARTICIPANT

Antonius Cleveland, G.....2017

### PORTSMOUTH INVITATIONAL PARTICIPANTS

Tyler Stone, F.....2014

### MAYAN DIVISION CANCUN CHALLENGE

#### ALL-TOURNAMENT TEAM

Denzel Mahoney, G/F  
Ledarrus Brewer, G

### SOUTHEAST BASKETBALL HALL OF FAMERS (YEAR INDUCTED)

Bill Giessing, 1959-63 (2002)  
Carl Ritter, 1959-63 (2002)  
Abe Stuber, 1932-46 (2002)  
1943 Team (2002)  
Herb Mulkey, 1939-42 (2003)  
Tom Upton, 1944-49 (2003)  
Otto Porter, 1979-81 (2004)  
Don Pritchard, 1931-36 (2005)  
Ray Rippelmeyer, 1953-55 (2005)  
1960-61 Team (2005)  
Royal Tibe, 1919-23 (2006)  
Ed Kiehne, 1919-22, 1924-25 (2007)  
1965-86 Team (2007)  
Jack Behrens, 1940-43 (2008)  
Rich Eichhorst, 1952-56 (2009)  
Bud Eley, 1995-99 (2009)  
1988-89 Team (2009)  
Ted Henderson, 1952-54 (2010)

1999-2000 Team (2012)  
Donald Metz, 1967-70 (2014)  
Derek Winans, 2001-05 (2014)  
Ron Shumate (2016)

### OVC MEDAL OF HONOR WINNERS

Reggie Crisp.....1996-97  
Ben Pranger.....1998-99  
Matt Morris.....2000-01  
Derek Winans.....2000-01  
Derek Winans.....2001-02  
Derek Winans.....2002-03  
Derek Winans.....2004-05  
Nick Niemczyk.....2011-12  
Nick Niemczyk.....2012-13  
Jamaal Calvin.....2013-14

### OVC COMMISSIONER'S HONOR ROLL SELECTIONS

Chris Chambers.....1994-95  
Travis Smith.....1994-95  
Reggie Crisp.....1995-96  
Reggie Crisp.....1996-97  
Matt Morris.....1997-98  
Mike Branson.....1998-99  
Matt Morris.....1998-99  
Ben Pranger.....1998-99  
Mike Branson.....1999-00  
Matt Morris.....1999-00  
Matt Morris.....2000-01  
Derek Winans.....2000-01  
Brett Hale.....2001-02  
Derek Winans.....2001-02  
John Boggio.....2002-03  
Brett Hale.....2002-03  
Derek Winans.....2002-03  
John Boggio.....2003-04  
Brett Hale.....2003-04  
Derek Winans.....2003-04  
Brett Hale.....2004-05  
Derek Winans.....2004-05  
Roderick Pearson.....2006-07  
Israel Kirk.....2009-10  
Derek Thompson.....2009-10  
Zach House.....2010-11  
Nick Niemczyk.....2010-11  
Zach House.....2011-12  
Nick Niemczyk.....2011-12  
Lucas Nutt.....2011-12  
Matt Floyd.....2012-13  
Nick Niemczyk.....2012-13  
Jamaal Calvin.....2013-14  
Will Holifield.....2013-14  
Jamaal Calvin.....2014-15

Marcus Wallace.....2014-15  
Jamaal Calvin.....2015-16  
Antonius Cleveland.....2015-16  
Jamaal Calvin.....2016-17  
Milos Vranes.....2016-17  
Mark Laros.....2017-18  
Donnie Lewis.....2017-18



Leon Powell led the nation in field goal percentage with a 63.0 percent clip in 2010-11. That mark stands as the second-best single-season field goal percentage in school history. Powell also led the Redhawks in scoring, rebounding and blocked shots.



Antonius Cleveland became the first-ever Southeast Missouri player to participate in the National College Basketball Slam Dunk Contest in 2017.



# SOUTHEAST MISSOURI BASKETBALL



## RECORDS

### YEAR-BY-YEAR RECORDS

1926-27	1-7
1927-28	3-11
1928-29	0-15
1929-30	1-15
1930-31	3-11
1931-32	7-7
1932-33	8-9
1933-34	8-8
1934-35	6-12
1935-36	14-3
1936-37	13-3
1937-38	10-6
1938-39	11-7
1939-40	7-12
1940-41	9-11
1941-42	12-6
1942-43	19-6 (NAIA Champions)
1943-44	11-3
1944-45	13-3
1945-46	13-3
1946-47	11-8
1947-48	10-9
1948-49	7-12
1949-50	6-13
1950-51	3-16
1951-52	5-12
1952-53	13-8
1953-54	12-8
1954-55	15-6
1955-56	12-7
1956-57	5-13
1957-58	11-9
1958-59	11-9
1959-60	13-9
1960-61	25-3
1961-62	18-7
1962-63	21-4
1963-64	18-5
1964-65	15-8
1965-66	13-9
1966-67	15-6
1967-68	8-14
1968-69	7-15
1969-70	9-12
1970-71	13-10
1971-72	15-9
1972-73	11-13
1973-74	10-14
1974-75	14-12
1975-76	5-21
1976-77	8-18
1977-78	11-15
1978-79	19-9
1979-80	14-12
1980-81	11-16
1981-82	21-10
1982-83	25-6
1983-84	16-12
1984-85	24-8

1985-86	27-7
1986-87	20-11
1987-88	28-4
1988-89	27-6
1989-90	26-5
1990-91	21-7

### NCAA DIVISION I ERA

1991-92	12-16
1992-93	16-11
1993-94	10-17
1994-95	13-14
1995-96	8-19
1996-97	12-18
1997-98	14-13
1998-99	20-9
1999-00	24-7
2000-01	18-12
2001-02	6-22
2002-03	11-19
2003-04	11-16
2004-05	15-14
2005-06	7-20
2006-07	11-20
2007-08	1-19*
2008-09	3-27
2009-10	7-23
2010-11	10-22
2011-12	15-16
2012-13	17-16
2013-14	18-14
2014-15	13-17
2015-16	5-24
2016-17	15-18
2017-18	14-17

\* - Southeast Missouri State vacated 11 wins during the 2007-08 season.

All-Time NCAA Division I Record:  
326-460 (.415)

All-Time OVC Record:  
183-269 (.405)

### SOUTHEAST VS. RANKED TEAMS (0-13)

at #21 Cincinnati (12/11/92)	L, 58-83
at #6 Missouri (2/23/94)	L, 61-83
at #21 Illinois (12/8/95)	L, 70-89
vs. #6 Cincinnati (1/7/97)	L, 57-80
vs. #10 LSU* (3/16/00)	L, 61-64
at #20 Creighton (12/29/02)	L, 70-93
at #6 Illinois (12/28/05)	L, 64-89
at #25 Missouri (11/11/11)	L, 68-83
at #9 Murray State (2/2/12)	L, 73-81
vs. #14 Murray State (2/15/12)	L, 66-75
at #7 Kansas (11/9/12)	L, 55-74
at #11 Missouri (12/4/12)	L, 65-81
at #10 Indiana (12/4/16)	L, 55-83

\* - NCAA Tournament

### COACHING HISTORY

Coach	Years	Record	Pct.
Clyde Elder	1906-07	0-2	.000
Eugene Wells	1907-08	3-0	1.00
Ferdinal Courleux	1908-09	98-97	.502
	1915-28	-	-
	1929-30	-	-
H.F. Schulte	1909-12	12-6	.667
W.F. Cobb	1912-15	10-5	.667
Jerry Lewis	1928-29	0-15	.000
George Flamank	1930-32	13-19	.406
Emmitt Stuber	1932-35	60-42	.588
	1943-46	-	-
Charles Harris	1935-43	68-55	.567
Joe McDonald	1946-49	28-33	.459
John Adams	1949-52	14-41	.255
Ralph Pink	1952-58	70-53	.569
Charles Parsley	1958-70	175-101	.634
Bob Cradic	1970-76	76-71	.517
Carroll Williams	1976-81	57-75	.432
Ron Shumate	1981-97	306-171	.641
Gary Garner	1997-06	126-132	.488
Scott Edgar	2006-09	15-48*	.238
Zac Roman	2008-09	0-18	.000
Dickey Nutt	2009-15	80-108	.408
Rick Ray	2015-present	34-59	.366

\* - Southeast Missouri vacated 11 wins during the 2007-08 season.

### YEAR-BY-YEAR OVC RECORD AND FINISH

Year	Record	Finish
1991-92	5-9	7th
1992-93	9-7	4th
1993-94	5-11	6th
1994-95	7-9	6th
1995-96	5-11	8th
1996-97	9-9	t4th
1997-98	10-8	5th
1998-99	15-3	2nd
1999-00	14-4	t1st
2000-01	8-8	5th
2001-02	4-12	8th
2002-03	5-11	7th
2003-04	4-12	10th
2004-05	9-7	5th
2005-06	4-16	10th
2006-07	9-11	6th
2007-08	1-13*	11th
2008-09	0-18	10th
2009-10	3-15	9th
2010-11	6-12	t7th
2011-12	9-7	5th
2012-13	8-8	t5th/2nd in OVC West
2013-14	8-8	6th/2nd in OVC West
2014-15	7-9	8th/5th in OVC West
2015-16	2-14	12th/6th in OVC West
2016-17	9-7	5th/2nd in OVC West
2017-18	8-10	7th

\* - Southeast Missouri vacated six OVC wins during the 2007-08 season.







# SOUTHEAST MISSOURI BASKETBALL

## TEAM SINGLE-SEASON RECORDS

### MOST GAMES

1985-86 .....	34
2016-17 .....	33
2012-13 .....	33
1988-89 .....	33
2013-14 .....	32
2010-11 .....	32
1987-88 .....	32
1984-85 .....	32
<b>2017-18 .....</b>	<b>31</b>
2011-12 .....	31
2006-07 .....	31
1999-00 .....	31
1989-90 .....	31
1986-87 .....	31
1982-83 .....	31
1981-82 .....	31

### MOST WINS

1987-88 .....	28
1988-89 .....	27
1985-86 .....	27
1989-90 .....	26
1982-83 .....	25
1999-00 .....	24
1984-85 .....	24
1990-91 .....	21
1981-82 .....	21
1962-63 .....	21

### MOST OHIO VALLEY CONFERENCE WINS

1998-99 .....	15
1999-00 .....	14
1997-98 .....	10
2016-17 .....	9
2011-12 .....	9
2006-07 .....	9
2004-05 .....	9
1996-97 .....	9
1992-93 .....	9

### MOST LOSSES

2008-09 .....	27
2009-10 .....	23
2010-11 .....	22
2006-07 .....	20
2005-06 .....	20

### MOST OHIO VALLEY CONFERENCE LOSSES

2008-09 .....	18
2009-10 .....	15
2007-08 .....	13
2010-11 .....	12
2003-04 .....	12
2001-02 .....	12

### MOST POINTS SCORED

1987-88 .....	2,791
1986-87 .....	2,782
1988-89 .....	2,775
1989-90 .....	2,700
2013-14 .....	2,654
1984-85 .....	2,484
2016-17 .....	2,460
1990-91 .....	2,457
1986-87 .....	2,453
2012-13 .....	2,446

### HIGHEST SCORING AVERAGE

1990-91 .....	87.7
1971-72 .....	87.6
1965-66 .....	87.2
1989-90 .....	87.1
1987-88 .....	86.9
1970-71 .....	86.8
1963-64 .....	86.4
1988-89 .....	84.1
1977-78 .....	83.0
2013-14 .....	82.9

### MOST FIELD GOALS MADE

1985-86 .....	1,108
1987-88 .....	1,061
1988-89 .....	1,003
1982-83 .....	992
1986-87 .....	978
1984-85 .....	971
2013-14 .....	961
1989-90 .....	959
1978-79 .....	917
1990-91 .....	886
1977-78 .....	886

### MOST FIELD GOALS ATTEMPTED

1985-86 .....	2,204
1988-89 .....	2,128
1987-88 .....	2,101
1989-90 .....	2,075
1986-87 .....	2,022
1982-83 .....	2,000
1984-85 .....	1,978
1971-72 .....	1,971
1976-77 .....	1,931
2013-14 .....	1,924

### BEST FIELD GOAL PERCENTAGE

1978-79 .....	51.9
1987-88 .....	50.5
1985-86 .....	50.3
2013-14 .....	49.9
1977-78 .....	49.9
1983-84 .....	49.8
1982-83 .....	49.6
1984-85 .....	49.1
1990-91 .....	49.0
1980-81 .....	48.4

### MOST 3-POINT FIELD GOALS MADE

<b>2017-18 .....</b>	<b>289</b>
2016-17 .....	263
2012-13 .....	256
2006-07 .....	254
2013-14 .....	218
1988-89 .....	215
2002-03 .....	212
2000-01 .....	209
1997-98 .....	208
2007-08 .....	206

### MOST 3-POINT FIELD GOALS ATTEMPTED

2006-07 .....	765
<b>2017-18 .....</b>	<b>738</b>
2016-17 .....	716
2012-13 .....	644
2013-14 .....	607
2007-08 .....	594
2005-06 .....	580
1997-98 .....	575
1999-00 .....	558
2014-15 .....	553
2003-04 .....	534

### BEST 3-POINT FIELD GOAL PERCENTAGE

1988-89 .....	44.6
1987-88 .....	42.5
2002-03 .....	40.1
2012-13 .....	39.8
2000-01 .....	39.8
1991-92 .....	39.7
<b>2017-18 .....</b>	<b>39.2</b>
2004-05 .....	37.6
2003-04 .....	37.6
2011-12 .....	36.9

# SOUTHEAST MISSOURI BASKETBALL



## TEAM SINGLE-SEASON RECORDS

### MOST FREE THROWS MADE

1989-90.....	618
1985-86.....	575
1990-91.....	570
1988-89.....	554
1984-85.....	542
1987-88.....	525
2013-14.....	514
1992-93.....	510
1971-72.....	503
2007-08.....	494

### MOST FREE THROWS ATTEMPTED

1989-90.....	962
1985-86.....	856
1984-85.....	844
1990-91.....	806
1988-89.....	798
2010-11.....	794
1987-88.....	775
2007-08.....	745
2013-14.....	743
1971-72.....	739

### BEST FREE THROW PERCENTAGE

2001-02.....	76.4
1979-80.....	75.4
2005-06.....	74.9
1978-79.....	74.4
2016-17.....	74.2
2000-01.....	73.9
2002-03.....	73.4
<b>2017-18.....</b>	<b>72.9</b>
1992-93.....	72.6
1977-78.....	72.3

### MOST REBOUNDS

1989-90.....	1,492
1985-86.....	1,410
1987-88.....	1,377
1984-85.....	1,331
1988-89.....	1,324
1986-87.....	1,304
1996-97.....	1,299
1962-63.....	1,292
1990-91.....	1,271
1961-62.....	1,261

### BEST REBOUNDING AVERAGE

1965-66.....	53.3
1964-65.....	53.3
1963-64.....	52.6
1962-63.....	51.7
1966-67.....	50.6
1961-62.....	50.4
1989-90.....	48.1
1969-70.....	43.4
1973-74.....	42.5
1975-76.....	41.7

### MOST ASSISTS

1988-89.....	544
2002-03.....	535
2013-14.....	533
2012-13.....	522
1990-91.....	489
2011-12.....	462
2016-17.....	454
1994-95.....	439
2007-08.....	427
<b>2017-18.....</b>	<b>423</b>

### MOST TURNOVERS

2007-08.....	558
1996-97.....	553
2006-07.....	528
1995-96.....	500
1988-89.....	493
1993-94.....	487
1999-00.....	478
1992-93.....	472
2009-10.....	465
2010-11.....	463
1990-91.....	463

### MOST BLOCKED SHOTS

1999-00.....	164
2012-13.....	162
2013-14.....	136
2014-15.....	132
2006-07.....	126
1996-97.....	126
2007-08.....	125
2010-11.....	121
2004-05.....	119
1991-92.....	115

### MOST STEALS

2007-08.....	262
1992-93.....	250
2006-07.....	249
2016-17.....	248
2004-05.....	237
2013-14.....	228
1996-97.....	220
2015-16.....	218
2014-15.....	218
1995-96.....	204

### MOST PERSONAL FOULS

1988-89.....	704
1985-86.....	695
1984-85.....	688
2007-08.....	679
2010-11.....	677
1989-90.....	674
1987-88.....	663
1986-87.....	658
2009-10.....	653
2016-17.....	644



**TYLER STONE**



# SOUTHEAST MISSOURI BASKETBALL

## CAREER RANKINGS

### POINTS

1. Carl Ritter, 1959-63	1,916
2. Jewell Crawford, 1980-84	1,862
3. Bill Giessing, 1960-64	1,686
4. William "Bud" Eley, 1995-99	1,611
5. Antonius Cleveland, 2013-17	1,556
6. Tyler Stone, 2011-14	1,546
7. Derek Winans, 2001-05	1,505
8. Marland Smith, 2009-13	1,423
9. Ronny Rankin, 1984-86	1,277
10. Riley Ellis, 1984-86	1,241
11. Ray Pugh, 1985-89	1,237
12. Otto Porter, 1979-81	1,216
Devon Lake, 1990-93	1,216
14. Dwayne Rutherford, 1986-90	1,191
15. Kermit Meystedt, 1963-67	1,141
16. Anthony Venson, 1980-84	1,131
17. Curtis Shelton, 1990-94	1,112
18. John Sanchez, 1976-80	1,104
19. Denzel Mahoney, 2016-18	1,091
20. Lawrence Wilson, 1986-90	1,086

### SCORING AVERAGE

1. Otto Porter, 1979-81	25.9
2. Fred Anderson, 1968-69	23.3
3. Roy Booker, 2005-06	22.0
4. Ronny Rankin, 1984-86	20.6
5. Jim Anderson, 1970-72	19.7
6. Riley Ellis, 1984-86	19.1
7. Jarekious Bradley, 2013-15	17.7
8. Danny Dohogne, 1990-91	17.4
9. Denzel Mahoney, 2016-18	17.0
10. Jewell Crawford, 1980-84	16.6
William "Bud" Eley, 1995-99	16.6

### FIELD GOALS MADE

1. Jewell Crawford, 1980-84	763
2. William "Bud" Eley, 1995-99	629
3. Tyler Stone, 2011-14	621
4. Antonius Cleveland, 2013-2017	585
5. Derek Winans, 2001-05	524
6. Otto Porter, 1979-81	515
7. Ronny Rankin, 1984-86	483
8. Riley Ellis, 1984-86	478
Ray Pugh, 1985-89	478
10. Marland Smith, 2009-13	476

### FIELD GOALS ATTEMPTED

1. Jewell Crawford, 1980-84	1,470
2. Marland Smith, 2009-13	1,201
3. Tyler Stone, 2011-14	1,191
4. Antonius Cleveland, 2013-17	1,184
5. Derek Winans, 2001-05	1,172

6. William "Bud" Eley, 1995-99	1,170
7. Otto Porter, 1979-81	1,044
8. Joe Cagle, 1973-77	1,026
9. Dave Shipley, 1975-79	1,010
10. Ray Pugh, 1985-89	975

### FIELD GOAL PERCENTAGE

(Minimum 100 FG Made)	FG-A	Pct.
1. Danny Dohogne, 1990-91	191-297	.643
2. Leon Powell, 2010-12	298-486	.613
3. Carl Nicholson, 1985-88	105-173	.607
4. Eddie Hart, 1984-86	181-303	.597
5. Roderick Johnson, 1998-00	293-500	.586
6. Brandon Griffin, 2002-04	267-465	.574
Drew Demond, 1999-02	132-230	.574
8. Matt Sisley, 1992-94	142-248	.573
9. Desi Barmore, 1978-79	185-329	.562
10. Nino Johnson, 2011-15	369-661	.558

### 3-POINT FIELD GOALS MADE


1. Marland Smith, 2009-13	251
2. Derek Winans, 2001-05	219
3. Churtis Shelton, 1990-94	215
4. Terrick Willoughby, 2003-07	175
5. Kenard Moore, 2007-09	174
6. Mike Lewis, 1987-91	166
7. Cory Johnson, 1997-99	162
8. Brett Hale, 2001-05	140
9. Jamaal Calvin, 2013-17	132
10. Denzel Mahoney, 2016-18	121

### 3-POINT FIELD GOALS ATTEMPTED

1. Marland Smith, 2009-13	697
2. Derek Winans, 2001-05	564
3. Kenard Moore, 2007-09	482
4. Curtis Shelton, 1990-94	480
5. Terrick Willoughby, 2003-07	434
6. Cory Johnson, 1997-99	391
7. Mike Lewis, 1987-91	372
8. Jamaal Calvin, 2013-17	371
9. Jarekious Bradley, 2013-15	342
Brett Hale, 2001-05	342

### 3-POINT FIELD GOAL PERCENTAGE

(Minimum 100 3FG Made)	3FG-A	Pct.
1. Curtis Shelton, 1990-94	215-480	.448
2. Mike Lewis, 1987-91	166-372	.446
3. Cory Johnson, 1997-99	162-391	.414
4. Brett Hale, 2001-05	140-342	.409
5. Corey Wilford, 2011-13	114-280	.407
6. Terrick Willoughby, 2003-07	175-434	.403
7. Dwayne Rutherford, 1986-90	107-266	.402
8. Denzel Mahoney, 2016-18	121-306	.395



**DEREK WINANS**

9. Derek Winans, 2001-05	219-564	.388
10. Lucas Nutt, 2009-14	118-315	.375

### FREE THROWS MADE

1. Carl Ritter, 1959-63	580
2. William "Bud" Eley, 1995-99	341
3. Jewell Crawford, 1980-84	336
4. Antonius Cleveland, 2013-17	324
5. Denzel Mahoney, 2016-18	314
6. Ronny Rankin, 1984-86	311
7. Devon Lake, 1990-93	309
8. Lucas Nutt, 2009-14	300
9. Dwayne Rutherford, 1986-90	286
10. Riley Ellis, 1984-86	285

### FREE THROWS ATTEMPTED

1. Carl Ritter, 1959-63	664
2. William "Bud" Eley, 1995-99	580
3. Antonius Cleveland, 2013-17	529
4. Jewell Crawford, 1980-84	495
5. Riley Ellis, 1984-86	462
6. Nino Johnson, 2011-15	434
7. Lawrence Wilson, 1986-90	402
8. Dwayne Rutherford, 1986-90	395
9. Devon Lake, 1990-93	384
10. Denzel Mahoney, 2016-18	380



# SOUTHEAST MISSOURI BASKETBALL



## CAREER RANKINGS

### FREE THROW PERCENTAGE

(Minimum 100 FT Made)	FT-A	Pct.
1. Cory Johnson, 1997-99	130-146	.890
2. Robin Wilhoit, 1976-80	122-142	.859
Brett Hale, 2001-05	164-191	.859
4. Ronny Rankin, 1984-86	311-371	.838
5. Lucas Nutt, 2009-14	300-362	.829
Curtis Shelton, 1990-94	257-310	.829
7. Denzel Mahoney, 2016-18	314-380	.826
8. Roy Booker, 2005-06	165-200	.825
9. Jarekious Bradley, 2013-15	180-219	.822
10. Mike Payne, 1969-72	113-140	.807

### REBOUNDS

1. William "Bud" Eley, 1995-99	955
2. John Sanchez, 1976-80	839
3. Kermit Meystedt, 1963-67	834
4. Paul Ranson, 1961-64	815
5. Anthony Thomas, 1978-82	796
Bill Giessing, 1960-64	796
7. Tyler Stone, 2011-14	768
8. Dan Milligan, 1965-69	758
9. Jewell Crawford, 1980-84	741
10. Nino Johnson, 2011-15	730

### REBOUNTING AVERAGE

(Minimum 50 Games)	G	Avg.
1. William "Bud" Eley, 1995-99	97	9.8
2. Brandon Griffin, 2002-04	53	9.1
3. Riley Ellis, 1984-86	65	8.7



NINO JOHNSON

4. Tyler Stone, 2011-14	94	8.2
5. Leon Powell, 2010-12	62	7.4
6. Roderick Johnson, 1998-00	60	7.3
7. Derick Turner, 1985-87	65	6.7
8. Reggie Golson, 2002-05	53	6.5
9. Calvin Williams, 2007-09	50	6.4
10. Jermall Morgan, 1993-95	54	6.3

### ASSISTS

1. Lucas Nutt, 2009-14	610
2. Dwayne Rutherford, 1986-90	541
3. Michael Morris, 1984-88	478
4. Dave Shipley, 1975-79	396
5. Jerry Freshwater, 1991-95	367
6. Joe Cagle, 1973-77	357
7. John Sanchez, 1976-80	327
8. Anthony Venson, 1980-84	321
9. Derek Winans, 2001-05	282
10. Paul Paradoski, 2004-07	263

### STEALS

1. Michael Morris, 1984-88	191
2. Antonius Cleveland, 2013-17	159
3. Derek Winans, 2001-05	153
Dwayne Rutherford, 1986-90	153
5. William "Bud" Eley, 1995-99	135
6. Jerry Freshwater, 1991-95	121
7. Marland Smith, 2009-13	112
8. Dainmon Gonner, 2003-05	111
9. Paul Paradoski, 2004-07	110
10. Nino Johnson, 2011-15	100

### BLOCKS

1. Nino Johnson, 2011-15	184
2. William "Bud" Eley, 1995-99	156
3. Tyler Stone, 2011-14	124
4. Drew Demond, 1999-02	112
5. Leon Powell, 2010-12	92
6. Anthony Thomas, 1978-82	83
7. Reggie Golson, 2002-05	79
8. Antonius Cleveland, 2013-17	76
9. Calvin Williams, 2007-09	71
10. Malcomn Henry, 1985-90	60

### GAMES PLAYED

1. Malcomn Henry, 1985-90	148
2. Lucas Nutt, 2009-14	137
3. Dwayne Rutherford, 1986-90	129
4. Lawrence Wilson, 1986-90	128
5. Marland Smith, 2009-13	126
6. Michael Morris, 1984-88	122
7. Antonius Cleveland, 2013-17	121
Mike Lewis, 1987-91	121



BUD ELEY

### GAMES STARTED

1. Antonius Cleveland, 2013-17	109
2. Lucas Nutt, 2009-14	106
3. Derek Winans, 2001-05	101
4. Marland Smith, 2009-13	98
5. Bud Eley, 1995-99	93
6. Tyler Stone, 2011-14	84
7. Terrick Willoughby, 2003-07	80

\* - Southeast Missouri State University men's basketball Top-10 lists were generated with statistics dating back to 1968-69. Any cumulative statistical reports prior to that season were incomplete. Therefore, some individuals who played before 1968-69 may be excluded from certain statistical categories on these lists.



# SOUTHEAST MISSOURI BASKETBALL

## SINGLE-SEASON RANKINGS

### POINTS

1. Otto Porter, 1980-81	677
2. Riley Ellis, 1985-86	667
3. Ronny Rankin, 1985-86	656
4. Ronny Rankin, 1984-85	621
5. Jarekious Bradley, 2013-14	608
6. Jewell Crawford, 1983-84	606
7. Devon Lake, 1992-93	603
8. Denzel Mahoney, 2017-18	598
9. Roy Booker, 2005-06	594
10. Tyler Stone, 2013-14	578
11. Riley Ellis, 1984-85	574
12. Kenard Moore, 2008-09	570
13. Antonius Cleveland, 2016-17	549
14. Dainmon Gonner, 2004-05	547
15. Derick Turner, 1986-87	545
16. Otto Porter, 1979-80	539
17. Cleo Conley, 1986-87	537
18. William "Bud" Eley, 1996-97	536
19. Ray Pugh, 1987-88	533
20. Tyler Stone, 2012-13	512

### SCORING AVERAGE

1. Otto Porter, 1979-80	27.0
2. Otto Porter, 1980-81	25.1
3. Fred Anderson, 1968-69	23.3
4. Jim Anderson, 1970-71	23.1
5. Jewell Crawford, 1983-84	22.4
6. Devon Lake, 1992-93	22.3
7. Roy Booker, 2005-06	22.0
8. Ronny Rankin, 1984-85	20.7
9. Ronny Rankin, 1985-86	20.5
10. Dainmon Gonner, 2004-05	20.3

### FIELD GOALS MADE

1. Otto Porter, 1980-81	287
2. Ronny Rankin, 1985-86	252
3. Riley Ellis, 1985-86	250
4. Jewell Crawford, 1983-84	238
5. Ronny Rankin, 1984-85	231
6. Otto Porter, 1979-80	228
Riley Ellis, 1984-85	228
8. Tyler Stone, 2013-14	223
Cleo Conley, 1986-87	223
10. Derick Turner, 1986-87	221
Fred Anderson, 1968-69	221

### FIELD GOALS ATTEMPTED

1. Otto Porter, 1980-81	568
2. Ronny Rankin, 1985-86	524
3. Roy Booker, 2005-06	504
4. Riley Ellis, 1985-86	495
5. Fred Anderson, 1968-69	488
6. Kenard Moore, 2008-09	483
7. Otto Porter, 1979-80	476
Cleo Conley, 1986-87	476
9. Riley Ellis, 1984-85	460
10. Jarekious Bradley, 2013-14	438

### FIELD GOAL PERCENTAGE

(Minimum 75 FG Made)

	FG-A	Pct.
1. Danny Dohogne, 1990-91	191-297	.643
2. Leon Powell, 2010-11	172-273	.630
3. Cornall Henderson, 1987-88	75-117	.641
Carl Nicholson, 1987-88	75-117	.641
5. Eddie Hart, 1985-86	119-186	.640
6. David Montgomery, 1997-98	141-227	.621
7. Roderick Johnson, 1999-00	163-270	.604
8. William "Bud" Eley, 1998-99	170-286	.594
9. Leon Powell, 2011-12	126-213	.592
10. John Sanchez, 1977-78	149-256	.582

### 3-POINT FIELD GOALS MADE

1. Kenard Moore, 2008-09	97
2. Cory Johnson, 1997-98	95
3. Curtis Shelton, 1993-94	86
4. Corey Wilford, 2012-13	82
5. Kenard Moore, 2007-08	77
6. Jarekious Bradley, 2013-14	75
7. Roy Booker, 2005-06	73
<b>8. Ledarius Brewer, 2017-18</b>	<b>71</b>
Derek Winans, 2002-03	71
10. Cory Johnson, 1998-99	67

### 3-POINT FIELD GOALS ATTEMPTED

1. Kenard Moore, 2008-09	285
2. Roy Booker, 2005-06	233
3. Cory Johnson, 1997-98	219
4. Marland Smith, 2010-11	207
5. Jarekious Bradley, 2013-14	201
6. Kenard Moore, 2007-08	197
<b>7. Ledarius Brewer, 2017-18</b>	<b>196</b>
8. Corey Wilford, 2012-13	193
9. Curtis Shelton, 1993-94	190
10. Marland Smith, 2009-10	185



**DAINMON GONNER**

### 3-POINT FIELD GOAL PERCENTAGE

(Minimum 50 3FG Made)

	3FG-A	Pct.
1. Amory Sanders, 2000-01	53-95	.558
2. Mike Lewis, 1989-90	64-130	.492
Mike Lewis, 1988-89	64-130	.492
4. Curtis Shelton, 1991-92	58-121	.479
5. Curtis Shelton, 1993-94	86-190	.453
6. Terrick Willoughby, 2006-07	51-116	.440
7. Cory Johnson, 1997-98	95-219	.434
8. Mark Johnson, 1994-95	55-128	.430
9. Marland Smith, 2012-13	63-147	.429
Brett Hale, 2002-03	54-126	.429

### FREE THROWS MADE

1. Carl Ritter, 1960-61	184
2. Denzel Mahoney, 2017-18	182
3. Riley Ellis, 1985-86	167
4. Roy Booker, 2005-06	165
5. Devon Lake, 1992-93	162
6. Ronny Rankin, 1984-85	159
7. Ronny Rankin, 1985-86	152
8. Denzel Mahoney, 2016-17	132
9. Jewell Crawford, 1983-84	130
Andrew Reed, 1971-72	130
10. Jermall Morgan, 1994-95	123

# SOUTHEAST MISSOURI BASKETBALL



## SINGLE-SEASON RANKINGS

### FREE THROWS ATTEMPTED

1. Riley Ellis, 1985-86	259
2. Denzel Mahoney, 2017-18	218
3. William "Bud" Eley, 1996-97	217
4. Devon Lake, 1992-93	205
Leon Powell, 2010-11	205
6. Riley Ellis, 1984-85	203
7. Roy Booker, 2005-06	200
8. Jermall Morgan, 1994-95	199
9. Ronny Rankin, 1984-85	190
10. Jewell Crawford, 1983-84	183

### FREE THROW PERCENTAGE

(Minimum 75 FT Made)

	FT-A	Pct.
1. Curtis Shelton, 1993-94	94-106	.887
2. Jarekious Bradley, 2014-15	83-94	.883
3. Ronny Rankin, 1985-86	152-181	.840
4. Ronny Rankin, 1984-85	159-190	.837
5. Denzel Mahoney, 2017-18	182-218	.835
6. Michael Stokes, 2000-01	118-143	.825
Roy Booker, 2005-06	165-200	.825
8. Lucas Nutt, 2010-11	96-117	.821
9. Lucas Nutt, 2013-14	80-98	.816
10. Denzel Mahoney, 2016-17	132-162	.815

### REBOUNDS

1. Brandon Griffin, 2002-03	314
2. William "Bud" Eley, 1996-97	310
William "Bud" Eley, 1998-99	310
4. Riley Ellis, 1985-86	293
5. Nino Johnson, 2012-13	289
6. Tyler Stone, 2013-14	284
7. Derick Turner, 1986-87	282
8. Riley Ellis, 1984-85	275
9. Roderick Johnson, 1999-00	266
10. William "Bud" Eley, 1995-96	260

### REBOUNDING AVERAGE

(Minimum 20 Games)

	G	Avg.
1. William "Bud" Eley, 1998-99	29	10.7
2. Brandon Griffin, 2002-03	30	10.5
3. William "Bud" Eley, 1996-97	30	10.3
4. Thomas Thames, 1990-91	20	10.1
5. William "Bud" Eley, 1995-96	27	9.6
6. Tyler Stone, 2013-14	30	9.5
7. Derick Turner, 1986-87	31	9.1
8. Riley Ellis, 1985-86	33	8.9
9. Nino Johnson, 2012-13	33	8.8
Danny Dohogne, 1990-91	28	8.8



REGGIE GOLSON



LEON POWELL

### ASSISTS

1. Dwayne Rutherford, 1988-89	200
2. Lucas Nutt, 2013-14	191
3. Kevin Roberts, 2002-03	179
4. Lucas Nutt, 2012-13	178
<b>5. Jonathan Dalton, 2017-18</b>	<b>168</b>
6. Jerry Freshwater, 1994-95	153
7. Dwayne Rutherford, 1987-88	143
8. Michael Morris, 1986-87	139
9. Michael Morris, 1985-86	136
10. Michael Morris, 1987-88	130

### STEALS

1. Dainmon Gonner, 2004-05	74
2. Dwayne Rutherford, 1988-89	71
3. Michael Morris, 1986-87	63
Michael Morris, 1987-88	63
5. William "Bud" Eley, 1996-97	58
Calvert White, 1996-97	58
7. Johnnie Coleman, 1990-91	57
8. Ernest Taylor, 1988-89	50
9. Isiah Jones, 2015-16	49
10. Cleo Conley, 1986-87	48

### BLOCKS

1. Nino Johnson, 2012-13	84
2. William "Bud" Eley, 1998-99	75
3. Nino Johnson, 2014-15	64
Reggie Golson, 2004-05	64
5. William "Bud" Eley, 1995-96	51
6. Leon Powell, 2010-11	50
7. Drew Demond, 2000-01	48
8. Tyler Stone, 2013-14	46
9. Anthony Thomas, 1981-82	45
10. Tyler Stone, 2012-13	44

\* - Southeast Missouri State University men's basketball Top-10 lists were generated with statistics dating back to 1968-69. Any cumulative statistical reports prior to that season were incomplete. Therefore, some individuals who played before 1968-69 may be excluded from certain statistical categories on these lists.

\* 2017-18 mark in **Bold**





# SOUTHEAST MISSOURI BASKETBALL

## INDIVIDUAL & TEAM LEADERS

### TEAM RECORDS

#### Single-Game

Points	135	vs. Fort Leonard Wood (2/6/64); vs. McKendree (1/14/67)
Points in a Half	74	vs. Harris-Stowe (2/4/85)
Combined Points	237	vs. Austin Peay (1/29/08)
Field Goals	59	vs. McKendree (1/4/67); vs. Parks (11/24/86)
Field Goals Attempted	98	vs. Parks (11/24/86)
Field Goal Percentage	68.9 (59-of-88)	vs. McKendree (1/14/67)
Free Throws	40	vs. Christian Brothers (12/5/88)
Free Throws Attempted	50	vs. Christian Brothers (12/5/88)
Free Throw Percentage	1.00 (14-14)	vs. Missouri-Rolla (1/12/78)
	1.00 (10-10)	vs. Sacramento State (2/19/11)
	1.00 (10-10)	at Kansas State (12/16/17)
3-Point Field Goals	20	at Austin Peay (2/28/13)
3-Point Field Goals Att.	40	vs. UT Martin (1/15/98)
3-Point Field Goal Pct.	1.00 (5-5)	vs. Southern Arkansas (11/21/87)
Rebounds	68	vs. Central Methodist (11/18/88)
Assists	33	vs. Missouri Baptist (11/19/90)
Blocked Shots	14	vs. Morehead State (1/4/99)
Largest Margin of Victory	+89	Southeast 127, Parks 38 (11/24/86)
Largest Margin of Defeat	-58	NW Missouri 74, Southeast 16 (2/1/29)

#### Single-Season

Points	2791	1985-86
Points Per Game	87.8	1990-91
Field Goals	1108	1985-86
Field Goals Attempted	2204	1985-86
Field Goal Percentage	51.9	1978-79
Free Throws	621	1960-61
Free Throws Attempted	856	1985-86
Free Throw Percentage	76.4 (428-of-560)	2001-02
3-Point Field Goals	289	2017-18
3-Point Field Goals Att.	738	2017-18
3-Point Field Goal Pct.	44.6	1988-89
Rebounds	1313	1985-86
Assists	544	1985-86; 1988-89
Blocked Shots	164	1999-00
Largest Margin of Victory	+15.7	1984-85
Most Victories	28	1987-88
Most Losses	27	2008-09

#### Miscellaneous

Longest Winning Streak	20 games	12/5/87-2/17/88
Longest Home Win Streak	28 games	11/29/85-1/7/87

### INDIVIDUAL RECORDS

#### Single-Game

Points	52	Kermit Meystedt, vs. McKendree, 1/14/67
Field Goals	24	Kermit Meystedt, vs. McKendree, 1/14/67
Field Goals Attempted	34	Kermit Meystedt, vs. McKendree, 1/14/67
Free Throws	18	Carl Ritter, vs. NW Missouri St, 12/30/60
Free Throws Attempted	22	Carl Ritter, vs. NW Missouri St, 12/30/60
3-Point Field Goals	9	3x, last by Marland Smith, vs. Eastern Illinois, 2/9/13
3-Point Field Goals Att.	19	Cory Johnson, vs. UT Martin, 1/15/98
Rebounds	29	Paul Ranson, vs. MacMurray, 12/8/61
Assists	13	2x, last by Kevin Roberts, vs. Morehead State, 2/6/03
Blocked Shots	10	Bud Eley, vs. Morehead State, 1/4/99

#### Single-Season

Games Played	34	Michael Morris, Ray Pugh, Derick Turner, 1985-86
Points	677	Otto Porter, 1980-81
Field Goals	287	Otto Porter, 1980-81
Field Goals Attempted	568	Otto Porter, 1980-81
Field Goal Percentage	64.3 (191-297)	Danny Dohogne, 1990-91
Free Throws	184	Carl Ritter, 1960-61
Free Throws Attempted	259	Riley Ellis, 1985-86
Free Throw Percentage	88.7 (94-106)	Curtis Shelton, 1993-94
3-Point Field Goals	97	Kenard Moore, 2008-09
3-Point Field Goals Att.	285	Kenard Moore, 2008-09
3-Point Field Goal Pct.	55.8 (53-95)	Amory Sanders, 2000-01
Rebounds	314	Brandon Griffin, 2002-03
Assists	200	Dwayne Rutherford, 1988-89
Blocked Shots	84	Nino Johnson, 2012-13
Highest Scoring Average	27.0	Otto Porter, 1979-80
Highest Rebounding Avg.	10.7	"Bud" Eley, 1998-99

# SOUTHEAST MISSOURI BASKETBALL



## ANNUAL LEADERS

### POINTS

Year	Player	G	Pts	Avg
1970-71	Jim Anderson	22	509	23.1
1971-72	Fred Johnson	24	403	16.7
1972-73	Larry Lawrence	23	342	14.9
1973-74	Larry Lawrence	24	410	17.1
1974-75	Steve Valli	26	402	15.4
1975-76	Dave Shipley	26	212	8.2
1976-77	Joe Cagle	26	429	16.5
1977-78	Steve Tappmeyer	26	424	16.5
1978-79	Desi Barmore	28	431	15.4
	Marcus Harvey			
1979-80	Otto Porter	20	539	27.0
1980-81	Otto Porter	27	677	25.1
1981-82	Terry Mead	30	503	16.8
1982-83	Terry Mead	30	453	15.1
1983-84	Jewell Crawford	27	606	22.4
1984-85	Ronny Rankin	30	621	20.6
1985-86	Ronny Rankin	32	656	20.5
1986-87	Derick Turner	31	545	17.6
1987-88	Ray Pugh	31	545	17.9
1988-89	Ray Pugh	27	482	17.9
1989-90	Earnest Taylor	27	491	18.1
1990-91	Danny Dohogne	28	487	17.4
1991-92	Curtis Shelton	28	410	15.2
1992-93	Devon Lake	28	332	11.9
1993-94	Curtis Shelton	27	410	15.2
1994-95	Jermall Morgan	27	436	17.2
1995-96	William "Bud" Eley	27	465	17.2
1996-97	William "Bud" Eley	30	536	17.9
1997-99	Cory Johnson	27	391	14.5
1998-99	William "Bud" Eley	29	445	15.3
1999-00	Roderick Johnson	31	437	14.1
2000-01	Michael Stokes	30	449	15.0
2001-02	Derek Winans	27	402	14.9
2002-03	Derek Winans	30	459	15.3
2003-04	Derek Winans	27	392	14.5
2004-05	Dainmon Gonner	27	446	16.5
2005-06	Roy Booker	27	594	22.0
2006-07	Brandon Foust	31	374	12.1
2007-08	Jaycen Herring	29	381	13.1
2008-09	Kenard Moore	30	570	19.0
2009-10	Marland Smith	30	325	10.8
2010-11	Leon Powell	32	452	14.1
2011-12	Tyler Stone	31	456	14.7
2012-13	Tyler Stone	33	512	15.5
2013-14	Tyler Stone	30	578	19.3
2014-15	Jarekious Bradley	26	421	16.2
2015-16	Antonius Cleveland	26	394	15.2
2016-17	Antonius Cleveland	33	549	16.6
2017-18	Denzel Mahoney	31	598	19.3

### REBOUNDS

Year	Player	G	Reb	Avg
1970-71	Andrew Reid	23	239	10.3
1971-72	Andrew Reid	24	269	11.2
1972-73	Larry Lawrence	23	213	9.1
1973-74	Arvin Haynes	24	202	8.4
1974-75	Steve Valli	25	183	7.1
1975-76	Russ Mothershead	26	112	4.3
1976-77	John Sanchez	26	200	7.7
1977-78	John Sanchez	26	265	10.2
1978-79	Desi Barmore	28	203	7.3
1979-80	Anthony Thomas	26	245	9.4
1980-81	Otto Porter	27	240	8.9
1981-82	Anthony Thomas	26	245	9.4
1982-83	Donnie McClinton	31	245	6.9
1983-84	Jewell Crawford	27	204	7.5
1984-85	Riley Ellis	32	275	8.6
1985-86	Riley Ellis	33	293	8.9
1986-87	Derick Turner	31	282	9.1
1987-88	Ray Pugh	31	207	6.7
1988-89	Malcomn Henry	32	213	6.7
1989-90	Thomas Thames	31	277	8.9
1990-91	Thomas Thames	20	201	10.1
1991-92	James Barnes	28	187	6.7
1992-93	Eelco Derks	27	143	5.3
1993-94	Jermall Morgan	27	151	5.6
1994-95	Jermall Morgan	27	188	7.0
1995-96	William "Bud" Eley	27	260	9.6
1996-97	William "Bud" Eley	20	310	10.3
1997-98	Calvert White	27	160	5.9
1998-99	William "Bud" Eley	29	310	10.7
1999-00	Roderick Johnson	31	266	8.6
2000-01	Emanuel McCuthison	30	149	5.0
2000-02	Tim Scheer	28	138	4.9
2002-03	Brandon Griffin	30	314	10.5
2003-04	Brandon Griffin	23	170	7.4
2004-05	Reggie Golson	29	211	7.3
2005-06	Waylon Francis	27	155	5.7
2006-07	Brandon Foust	31	174	5.6
2007-08	Calvin Williams	31	169	5.5
2008-09	LaMont Russell	30	183	6.1
2009-10	LaMont Russell	30	204	6.8
2010-11	Leon Powell	32	247	7.7
2011-12	Tyler Stone	31	227	7.3
2012-13	Nino Johnson	33	289	8.8
2013-14	Tyler Stone	30	284	9.5
2014-15	Nino Johnson	30	211	7.0
2015-16	Joel Angus III	29	172	5.9
2016-17	Trey Kellum	28	178	6.4
2017-18	Denzel Mahoney	31	158	5.1

### ASSISTS

Year	Player	A
1972-73	Leonard Bishop	88
1973-74	Kevin Arand	83
1974-75	Joe Cagle	87
1975-76	Joe Cagle	127
1976-77	Joe Cagle	123
1977-78	Dave Shipley	112
1978-79	Dave Shipley	134
1979-80	John Sanchez	125
1980-81	Otto Porter	76
1981-82	Anthony Venson	101
1982-83	Lew Brookins	126
1983-84	Michael Poole	76
1984-85	Anthony Hall	120
1985-86	Michael Morris	136
1986-87	Michael Morris	139
1987-88	Dwayne Rutherford	143
1988-89	Dwayne Rutherford	200
1989-90	Dwayne Rutherford	121
1990-91	Johnnie Coleman	90
1991-92	Curtis Shelton	63
1992-93	Tony Wofford	83
1993-94	Jerry Freshwater	106
1994-95	Jerry Freshwater	153
1995-96	Allen Hatchett	85
1996-97	Allen Hatchett	89
1997-98	Kahn Cotton	104
1998-99	Kahn Cotton	83
1999-00	Michael Stokes	128
2000-01	Michael Stokes	144
2001-02	Derek Winans	80
2002-03	Kevin Roberts	179
2003-04	Mike Nelke/Brandon Griffin	75
2004-05	Paul Paradoski	81
2005-06	Paul Paradoski	119
2006-07	Roderick Pearson	68
2007-08	Roderick Pearson	82
2008-09	Jaycen Herring	77
2009-10	Sam Pearson	94
2010-11	Lucas Nutt	112
2011-12	Marcus Brister	103
2012-13	Lucas Nutt	178
2013-14	Lucas Nutt	191
2014-15	J.J. Thompson	78
2015-16	Isiah Jones	86
2016-17	Jaylen Benton	77
2017-18	Jonathan Dalton	168



# SOUTHEAST MISSOURI BASKETBALL

## RECORDS

### 25+ POINT GAMES NCAA DIVISION I ERA (SINCE 1991-92)

Player	Points	Opponent	Date	Player	Points	Opponent	Date
Tyler Stone	37	at SIU Edwardsville	Feb. 6, 2014	Tyler Stone	27	vs. Eastern Illinois	Mar. 5, 2014
Dainmon Gonner	37	at Tennessee State	Jan. 13, 2005	Tyler Stone	27	vs. Tennessee State	Jan. 11, 2014
Denzel Mahoney	36	at SIU Edwardsville	Jan. 18, 2018	Jarekious Bradley	27	vs. Belmont	Jan. 9, 2014
Leon Powell	36	vs. UT Martin	Jan. 3, 2011	Jarekious Bradley	27	vs. IUPUI	Dec. 23, 2013
Kenard Moore	36	vs. Northern Illinois	Feb. 21, 2009	Corey Wilford	27	vs. Eastern Kentucky	Feb. 2, 2013
Dainmon Gonner	36	at Bradley	Nov. 19, 2004	Marland Smith	27	at SIU Edwardsville	Feb. 7, 2011
Mark Johnson	35	vs. UW-Milwaukee	Mar. 2, 1995	Marland Smith	27	vs. Tennessee Tech	Jan. 29, 2011
Ledarrus Brewer	34	vs. Eastern Illinois	Feb. 15, 2018	Marland Smith	27	at Murray State	Jan. 22, 2011
Denzel Mahoney	34	vs. Tennessee State	Mar. 1, 2017	Kenard Moore	27	at Morehead State	Feb. 14, 2009
Devon Lake	34	at Austin Peay	Nov. 11, 1993	Roy Booker	27	at Tennessee State	Jan. 19, 2006
Roy Booker	33	vs. Austin Peay	Jan. 14, 2006	Roy Booker	27	vs. Tennessee State	Dec. 8, 2005
Brett Hale	33	at Tennessee State	Mar. 1, 2003	Dainmon Gonner	27	at UT Martin	Feb. 3, 2005
Derek Winans	33	at Western Illinois	Jan. 21, 2003	Brett Hale	27	vs. Rockhurst	Nov. 23, 2004
Curtis Shelton	33	vs. Tennessee Tech	Jan. 15, 1994	Brett Hale	27	at Eastern Kentucky	Jan. 9, 2003
Devon Lake	33	at Murray State	Feb. 6, 1993	Michael Stokes	27	vs. Tennessee State	Feb. 3, 2001
Jarekious Bradley	32	at Eastern Kentucky	Feb. 1, 2014	Bud Eley	27	at Murray State	Feb. 1, 1996
Tyler Stone	32	vs. Central Arkansas	Dec. 8, 2012	Bud Eley	27	at Morehead State	Jan. 8, 1996
Tim Scheer	32	vs. Tennessee State	Jan. 30, 2003	Devon Lake	27	vs. Eastern Kentucky	Jan. 25, 1993
Derek Winans	32	vs. Eastern Illinois	Feb. 19, 2002	Devon Lake	27	at Morehead State	Feb. 13, 1993
Jaycen Herring	31	at Austin Peay	Feb. 28, 2009	Devon Lake	27	at Middle Tennessee	Feb. 27, 1993
Kenard Moore	31	vs. Morehead State	Jan. 15, 2009	Daniel Simmons	26	at Middle Tennessee	Feb. 27, 1993
Kenard Moore	31	at Kansas State	Nov. 16, 2008	Antonius Cleveland	26	at UW-Milwaukee	Feb. 26, 1992
Bud Eley	31	at Austin Peay	Jan. 4, 1997	Jarekious Bradley	26	at Eastern Illinois	Jan. 20, 2018
Jermall Morgan	31	vs. Maine	Dec. 3, 1994	Jarekious Bradley	26	vs. Chicago State	Dec. 22, 2016
Curtis Shelton	31	at Prairie View A&M	Dec. 11, 1993	Corey Wilford	26	at Missouri State	Dec. 29, 2013
Devon Lake	31	at UT Martin	Jan. 27, 1993	Leon Powell	26	at Ball State	Nov. 18, 2013
Devon Lake	31	vs. Murray State	Jan. 16, 1993	Jaycen Herring	26	at Austin Peay	Feb. 28, 2013
Denzel Mahoney	30	vs. Murray State	Feb. 1, 2018	Roy Booker	26	at Florida Gulf Coast	Nov. 16, 2010
Jarekious Bradley	30	at Austin Peay	Jan. 4, 2014	Roy Booker	26	at Eastern Kentucky	Feb. 12, 2009
Marland Smith	30	at SIU Edwardsville	Feb. 11, 2012	Roy Booker	26	vs. Murray State	Jan. 28, 2006
Tyler Stone	30	at Central Arkansas	Dec. 5, 2011	Roy Booker	26	at Eastern Illinois	Jan. 5, 2006
Marland Smith	30	vs. Tennessee State	Feb. 25, 2010	Michael Stokes	26	at Illinois	Dec. 28, 2005
Roy Booker	30	at Tennessee Tech	Jan. 21, 2006	Roderick Johnson	26	at Morehead State	Jan. 27, 2001
Reggie Golson	30	vs. Rockhurst	Nov. 23, 2004	Bud Eley	26	at Eastern Illinois	Feb. 19, 2000
Jarekious Bradley	29	at Tennessee State	Jan. 3, 2015	Jermall Morgan	26	vs. Central Methodist	Nov. 21, 1997
Marland Smith	29	vs. Eastern Illinois	Feb. 9, 2013	Curtis Shelton	26	at Eastern Kentucky	Feb. 6, 1995
Marland Smith	29	at UT Martin	Jan. 20, 2011	Curtis Shelton	26	at UW-Milwaukee	Dec. 10, 1994
Jaycen Herring	29	vs. Austin Peay	Jan. 29, 2008	Denzel Mahoney	25	at Southern Illinois	Dec. 16, 1993
Derek Winans	29	at Eastern Illinois	Jan. 13, 2004	Denzel Mahoney	25	vs. Oakland City	Jan. 5, 1993
Brett Hale	29	at Eastern Illinois	Feb. 4, 2003	Antonius Cleveland	25	vs. Eastern Kentucky	Jan. 13, 2018
Derek Winans	29	vs. Arkansas-Little Rock	Nov. 27, 2001	Nino Johnson	25	at Louisiana Tech	Nov. 13, 2017
Emmanuel McCuthison	29	vs. Southern Illinois	Dec. 5, 2000	Tyler Stone	25	vs. Ole Miss	Dec. 12, 2015
Devon Lake	29	at Alcorn State	Dec. 4, 1992	Kenard Moore	25	vs. Murray State	Feb. 14, 2015
Antonius Cleveland	28	at DePaul	Dec. 19, 2016	Jaycen Herring	25	vs. Lyon College	Nov. 12, 2012
Jarekious Bradley	28	vs. Austin Peay	Feb. 28, 2015	Jaycen Herring	25	vs. Murray State	Feb. 17, 2009
Tyler Stone	28	vs. Jacksonville State	Feb. 20, 2014	Calvin Williams	25	at Morehead State	Feb. 14, 2009
Jarekious Bradley	28	at Morehead State	Jan. 16, 2014	Brandon Foust	25	vs. Eastern Kentucky	Jan. 17, 2009
Jarekious Bradley	28	vs. Illinois-Chicago	Dec. 14, 2013	Roy Booker	25	vs. Western Illinois	Dec. 21, 2008
Tyler Stone	28	at UMKC	Dec. 22, 2012	Terrick Willoughby	25	at Eastern Illinois	Jan. 5, 2008
Leon Powell	28	at Eastern Illinois	Feb. 5, 2011	Reggie Golson	25	vs. IPFW	Nov. 21, 2005
Marland Smith	28	at Miami (Ohio)	Feb. 20, 2010	Tim Scheer	25	vs. Jacksonville State	Jan. 27, 2005
Kenard Moore	28	at UT Martin	Jan. 22, 2009	Damarcus Hince	25	vs. Morehead State	Feb. 21, 2004
Kenard Moore	28	vs. Austin Peay	Jan. 29, 2008	Derek Winans	25	vs. Eastern Kentucky	Feb. 8, 2003
Reggie Golson	28	at Eastern Kentucky	Feb. 17, 2005	Amory Sanders	25	at UMKC	Dec. 14, 2002
Derek Winans	28	vs. Eastern Kentucky	Feb. 19, 2004	Roderick Johnson	25	vs. Wisconsin-Milwaukee	Nov. 28, 2002
Derek Winans	28	vs. UT Martin	Feb. 5, 2004	Derek Winans	25	vs. Tennessee State	Jan. 7, 2002
Curtis Shelton	28	vs. Troy	Dec. 3, 1993	Derek Winans	25	vs. Robert Morris	Nov. 25, 2000
Curtis Shelton	28	at Morehead State	Feb. 17, 1992	Jermall Morgan	25	at Eastern Kentucky	Feb. 26, 2000
Denzel Mahoney	27	at UT Martin	Feb. 10, 2018	Devon Lake	25	at Middle Tennessee	Jan. 16, 1995
Denzel Mahoney	27	vs. Hannibal-LaGrange	Nov. 28, 2017	Curtis Shelton	25	at Central Michigan	Dec. 12, 1992
Denzel Mahoney	27	vs. Montana State	Nov. 22, 2017	Curtis Shelton	25	at Austin Peay	Feb. 1, 1992
						at Arkansas-Little Rock	Dec. 30, 1991





# SOUTHEAST MISSOURI BASKETBALL



## RECORDS

### 15+ REBOUND GAMES NCAA DIVISION I ERA (SINCE 1991-92)

Player	Rebounds	Opponent	Date	Year	Score	Result
Bud Eley	21	at Missouri State	Dec. 22, 1998	1971-72	Central Missouri	109-88 W
Bud Eley	20	at Murray State	Jan. 23, 1997	1972-73	Central Missouri	106-78 W
Leon Powell	19	at Central Arkansas	Dec. 5, 2011	1975-76	Northwest Missouri	101-104 L
Michael Rembert	19	at Eastern Kentucky	Feb. 9, 2008	1976-77	New Haven	100-79 W
Bud Eley	19	vs. McKendree	Dec. 5, 1996	1977-78	Northwest Missouri	109-82 W
Leon Powell	18	vs. Austin Peay	Jan. 26, 2012	1977-78	Northwest Missouri	110-81 W
Jermall Morgan	18	at Murray State	Feb. 2, 1994	1977-78	Kentuck Wesleyan	119-101 W
Tyler Stone	17	vs. Mid-Continent	Nov. 22, 2013	1978-79	McKendree	114-80 W
Tyler Stone	17	vs. Southeastern Louisiana	Dec. 3, 2011	1978-79	Central Missouri	109-102 W
LaMont Russell	17	at Kansas State	Nov. 16, 2008	1978-79	Illinois College	106-70 W
Roderick Johnson	17	vs. Middle Tennessee	Mar. 4, 2000	1979-80	Missouri S&T	100-93 W
Roderick Johnson	17	at Middle Tennessee	Jan. 10, 2000	1983-84	Harris-Stowe	110-56 W
Bud Eley	17	at Oklahoma	Dec. 7, 1996	1984-85	Maryville	104-59 W
Bud Eley	17	vs. Troy	Dec. 1, 1995	1984-85	SIU Edwardsville	101-64 W
Tyler Stone	16	at UT Martin	Feb. 12, 2014	1984-85	Lindenwood	113-59 W
Tyler Stone	16	at Tennessee Tech	Jan. 18, 2014	1984-85	Harris-Stowe	126-58 W
Nino Johnson	16	vs. Central Arkansas	Dec. 8, 2012	1984-85	Missouri-St. Louis	100-86 W
Nino Johnson	16	at Southeastern Louisiana	Dec. 1, 2012	1985-86	Harris-Stowe	127-49 W
LaMont Russell	16	at Northern Illinois	Nov. 22, 2009	1985-86	Harris-Stowe	113-57 W
Bud Eley	16	at Eastern Kentucky	Feb. 16, 1999	1985-86	Missouri Baptist	101-55 W
Bud Eley	16	vs. UT Martin	Jan. 9, 1997	1985-86	Truman State	104-85 W
Bud Eley	16	at Austin Peay	Jan. 4, 1997	1986-87	St. Louis-Parks	127-38 W
Bud Eley	16	at Southern Illinois	Dec. 14, 1995	1987-88	Christian Brothers	105-73 W
Luther Bonds	16	vs. Alcorn State	Dec. 4, 1992	1987-88	Quincy	104-91 W
Trey Kellum	15	vs. UT Martin	Jan. 24, 2016	1987-88	Truman State	102-74 W
Tyler Stone	15	vs. IUPUI	Dec. 23, 2013	1987-88	Northwest Missouri	109-77 W
Tyler Stone	15	vs. Tennessee Tech	Jan. 19, 2013	1987-88	Angelo State	111-75 W
Leon Powell	15	at Jacksonville State	Dec. 19, 2010	1988-89	Central Methodist	112-66 W
Nate Schulte	15	vs. Hannibal-LaGrange	Dec. 11, 2010	1988-89	Concordia (Wis.)	121-79 W
Brandon Griffin	15	at Eastern Kentucky	Jan. 9, 2003	1988-89	Missouri Baptist	118-84 W
Roderick Johnson	15	vs. Robert Morris	Dec. 11, 1999	1988-89	Union University	101-80 W
Bud Eley	15	at Middle Tennessee	Feb. 25, 1997	1988-89	Illinois College	105-77 W
Bud Eley	15	vs. Morehead State	Feb. 3, 1996	1988-89	William Penn	111-67 W
				1989-90	Univ. of North Carolina	126-83 W
				1989-90	Savannah State	104-51 W
				1989-90	Union University	108-102 W
				1989-90	Missouri Southern	111-75 W
				1989-90	Truman State	106-93 W
				1989-90	Quincy	103-65 W
				1990-91	Missouri Baptist	120-99 W
				1990-91	SIU Edwardsville	111-85 W
				1990-91	Troy	117-111 W
				1990-91	UT Martin	101-73 W
				1990-91	Oral Roberts	109-107 W
				1990-91	Oakland City	121-67 W
				1992-93	Oakland City	108-69 W
				1992-93	Morehead State	107-96 W
				1993-94	Troy	119-113 W
				1993-94	Prairie View A&M	100-63 W
				1995-96	Troy	109-91 W
				02-19-02	Eastern Illinois	102-87 W
				01-13-05	Tennessee State	101-105 <sup>20T</sup> L
				12-06-07	Tennessee State	102-95 W
				01-29-08	Austin Peay	121-116 <sup>30T</sup> W
				12-12-09	Williams Baptist College	116-60 W
				12-11-10	Hannibal-LaGrange	101-52 W
				02-28-13	Austin Peay	108-81 W
				11-11-13	Central Baptist	118-56 W
				11-22-13	Mid-Continent	109-64 W
				11-30-13	Tulane	102-72 W
				01-11-14	Tennessee State	102-94 W
				03-01-14	Murray State	118-115 <sup>20T</sup> W

### SOUTHEAST MISSOURI'S 100-POINT GAMES (SINCE 1960-61)

12-28-60	Arkansas State	100-78	W	1989-90	Truman State	106-93 W
1962-63	Missouri S&T	102-88	W	1989-90	Quincy	103-65 W
1962-63	McKendree	104-70	W	1990-91	Missouri Baptist	120-99 W
1963-64	Concordia Seminary	104-71	W	1990-91	SIU Edwardsville	111-85 W
1963-64	UT Martin	110-80	W	1990-91	Troy	117-111 W
1963-64	Missouri S&T	105-62	W	1990-91	UT Martin	101-73 W
1963-64	Northwest Missouri	102-71	W	1990-91	Oral Roberts	109-107 W
1963-64	Delta State	107-72	W	1990-91	Oakland City	121-67 W
1963-64	Ft. Leonard Wood	135-80	W	1992-93	Oakland City	108-69 W
1964-65	Harris Teachers College	122-76	W	1992-93	Morehead State	107-96 W
1965-66	McKendree	114-81	W	1993-94	Troy	119-113 W
1965-66	New Mexico Highlands	111-96	W	1993-94	Prairie View A&M	100-63 W
1965-66	Harris Teachers College	114-91	W	1995-96	Troy	109-91 W
1965-66	Eastern Illinois	115-78	W	02-19-02	Eastern Illinois	102-87 W
1965-66	UT Martin	113-86	W	01-13-05	Tennessee State	101-105 <sup>20T</sup> L
1966-67	McKendree	135-76	W	12-06-07	Tennessee State	102-95 W
1968-69	Arkansas State	102-111	L	01-29-08	Austin Peay	121-116 <sup>30T</sup> W
1968-69	Concordia Seminary	101-70	W	12-12-09	Williams Baptist College	116-60 W
1968-69	Illinois State	114-102	W	12-11-10	Hannibal-LaGrange	101-52 W
1969-70	Missouri S&T	101-82	W	02-28-13	Austin Peay	108-81 W
1970-71	Illinois State	111-115	L	11-11-13	Central Baptist	118-56 W
1970-71	Western Illinois	103-90	W	11-22-13	Mid-Continent	109-64 W
1970-71	Lincoln University	113-92	W	11-30-13	Tulane	102-72 W
1970-71	Union University	109-83	W	01-11-14	Tennessee State	102-94 W
1971-72	Northwest Missouri	105-87	W	03-01-14	Murray State	118-115 <sup>20T</sup> W
1971-72	Union University	108-93	W			



PROTECT  
THIS HOUSE.  
PERFORMANCE



# SOUTHEAST MISSOURI BASKETBALL

## OVC TOURNAMENT HISTORY

### SOUTHEAST MISSOURI'S OVC TOURNAMENT BREAKDOWN

Appearances (Years).....	15
(1997, 1998, 1999, 2000, 2001, 2002, 2003, 2005, . 2007, 2011, 2012, 2013, 2014, 2015, 2017)	
Record.....	11-14
Record at Municipal Auditorium .....	5-6
Titles.....	1 (2000)
First Appearance.....	1997
Last Appearance.....	2017
Last OVC Tournament Result	
Lost to #4 Jacksonville State, 74-51 on Mar. 2, 2017	
Championship Game Appearances.....	2
(1999, 2000)	

### SOUTHEAST MISSOURI'S OVC TOURNAMENT RECORD AS:

#2 Seed .....	5-1
#5 Seed .....	2-4
#6 Seed .....	3-5
#7 Seed .....	1-2
#8 Seed .....	0-2

### SOUTHEAST MISSOURI'S OVC TOURNAMENT RECORD VERSUS:

#1 Seed .....	1-2
#2 Seed .....	0-2
#3 Seed .....	2-5
#4 Seed .....	0-4
#5 Seed .....	0-1
#6 Seed .....	3-0
#7 Seed .....	3-0
#8 Seed .....	2-0

### RESULTS OF OVC TOURNAMENTS WHICH SOUTHEAST MISSOURI PARTICIPATED

#### 1997 - Nashville, Tennessee Gaylord Entertainment Center

First Round (at campus sites)  
#1 Austin Peay 106, #8 Morehead State 83  
#2 Murray State 76, #7 Tennessee State 63  
#3 Middle Tennessee 89, #6 Southeast Missouri 74  
#4 Tennessee Tech 83, #5 Eastern Illinois 81  
Semifinals  
Austin Peay 70, Tennessee Tech 60  
Murray State 74, Middle Tennessee 48  
Championship  
Murray State 88, Austin Peay 85<sup>OT</sup>

#### 1998 - Nashville, Tennessee Gaylord Entertainment Center

First Round (at campus sites)  
#1 Murray State 84, #8 Tennessee Tech 63  
#7 Tennessee State 84, #2 Eastern Illinois 79  
#3 Middle Tennessee 61, #6 Eastern Kentucky 49  
#4 Austin Peay 76, #5 Southeast Missouri 46  
Semifinals  
Murray State 81, Austin Peay 56  
Tennessee State 74, Middle Tennessee 70

Championship  
Murray State 92, Tennessee State 69

#### 1999 - Nashville, Tennessee Gaylord Entertainment Center

First Round (at campus sites)  
#1 Murray State 96, #8 Tennessee Tech 61  
#2 Southeast Missouri 78, #7 Eastern Illinois 57  
#3 Middle Tennessee 75, #6 Tennessee State 68  
#5 Morehead State 82, #4 Austin Peay 77  
Semifinals  
Murray State 92, Morehead State 69  
Southeast Missouri 82, Middle Tennessee 74  
Championship  
Murray State 62, Southeast Missouri 61

#### 2000 - Nashville, Tennessee Gaylord Entertainment Center

First Round (at campus sites)  
#1 Murray State 83, #8 Tennessee State 58  
#2 Southeast Missouri 76, #7 UT Martin 74  
#6 Middle Tennessee 87, #3 Tennessee Tech 70  
#4 Eastern Illinois 107, #5 Austin Peay 100<sup>2OT</sup>  
Semifinals  
Murray State 89, Eastern Illinois 70  
Southeast Missouri 78, Middle Tennessee 60  
Championship  
Southeast Missouri 67, Murray State 56

#### 2001 - Nashville, Tennessee Gaylord Entertainment Center

First Round (at campus sites)  
#1 Tennessee Tech 69, #8 UT Martin 58  
#2 Eastern Illinois 102, #7 Morehead State 80  
#3 Murray State 114, #6 Tennessee State 100  
#4 Austin Peay 72, #5 Southeast Missouri 70<sup>OT</sup>  
Semifinals  
Austin Peay 83, Tennessee Tech 63  
Eastern Illinois 97, Murray State 71  
Championship  
Eastern Illinois 84, Austin Peay 83

#### 2002 - Louisville, Kentucky Kentucky International Convention Center

First Round (at campus sites)  
#1 Tennessee Tech 73, #8 Southeast Missouri 56  
#2 Morehead State 91, #7 Tennessee State 82  
#3 Murray State 103, #6 Eastern Illinois 56  
#4 Austin Peay 72, #5 UT Martin 69  
Semifinals  
Tennessee Tech 86, Austin Peay 77  
Murray State 89, Morehead State 75  
Championship  
Murray State 70, Tennessee Tech 69

#### 2003 - Nashville, Tennessee Gaylord Entertainment Center

First Round (at campus sites)  
#1 Austin Peay 83, #8 Eastern Kentucky 80  
#2 Morehead State 91, #7 Southeast Missouri 84  
#3 Tennessee Tech 76, #6 UT Martin 62  
#4 Murray State 74, #5 Eastern Illinois 63  
Semifinals  
Austin Peay 59, Murray State 58<sup>OT</sup>  
Tennessee Tech 88, Morehead State 71  
Championship  
Austin Peay 63, Tennessee Tech 57

#### 2005 - Nashville, Tennessee Gaylord Entertainment Center

First Round (at campus sites)  
#1 Tennessee Tech 72, #8 Eastern Illinois 68  
#2 Eastern Kentucky 74, #7 Tennessee State 68  
#6 Southeast Missouri 61, #3 Murray State 58  
#5 Austin Peay 71, #4 Samford 60  
Semifinals  
Austin Peay 67, Tennessee Tech 61  
Eastern Kentucky 69, Southeast Missouri 52  
Championship  
Eastern Kentucky 52, Austin Peay 46

#### 2007 - Nashville, Tennessee Gaylord Entertainment Center

First Round (at campus sites)  
#1 Austin Peay 89, #8 Tennessee State 84<sup>OT</sup>  
#2 Eastern Kentucky 63, #7 Morehead State 45  
#3 Tennessee Tech 88, #6 Southeast Missouri 60  
#5 Samford 70, #4 Murray State 60  
Semifinals  
Austin Peay 65, Samford 55  
Eastern Kentucky 57, Tennessee Tech 54  
Championship  
Eastern Kentucky 63, Austin Peay 62

#### 2011 - Nashville, Tennessee Municipal Auditorium

First Round  
#8 UT Martin 68, #5 Tennessee State 64  
#7 Southeast Missouri 65, #6 Eastern Kentucky 49  
Quarterfinals  
#4 Tennessee Tech 83, UT Martin 59  
#3 Austin Peay 76, Southeast Missouri 60  
Semifinals  
Tennessee Tech 64, #1 Murray State 59  
#2 Morehead State 68, Austin Peay 49  
Championship  
Morehead State 80, Tennessee Tech 73

#### 2012 - Nashville, Tennessee Municipal Auditorium

First Round  
#5 Southeast Missouri 75, #8 Eastern Kentucky 65  
#7 Jacksonville State 75, #6 Austin Peay 70  
  
Quarterfinals  
#4 Tennessee Tech 77, #5 Southeast Missouri 73  
#3 Morehead State 68, #6 Jacksonville State 54



# SOUTHEAST MISSOURI BASKETBALL



## Semifinals

#1 Murray State 78, #4 Tennessee Tech 58  
#2 Tennessee State 59, #3 Morehead State 52

## Championship

#1 Murray State 54, #2 Tennessee St. 52

### 2013 - Nashville, Tennessee Municipal Auditorium

#### First Round

#5 Morehead State 73, #8 UT Martin 66  
#6 Southeast Missouri 78, #7 Eastern Illinois 68

#### Quarterfinals

#4 Tennessee State 88, #5 Morehead State 75  
#3 Eastern Kentucky 84, #6 Southeast Missouri 69

#### Semifinals

#1 Belmont 82, #4 Tennessee State 73  
#2 Murray State 81, #3 Eastern Kentucky 73

#### Championship

#1 Belmont 70, #2 Murray State 68

### 2014 - Nashville, Tennessee Municipal Auditorium

#### First Round

#5 Tennessee Tech 74, #8 SIU Edwardsville 67  
#6 Southeast Missouri 79, #7 Eastern Illinois 61

#### Quarterfinals

#4 Morehead State 76, #5 Tennessee Tech 61  
#3 Eastern Kentucky 84, #6 Southeast Missouri 76

#### Semifinals

#1 Belmont 86, #4 Morehead State 63  
#3 Eastern Kentucky 86, #2 Murray State 83

#### Championship

#3 Eastern Kentucky 79, #1 Belmont 73

### 2015 - Nashville, Tennessee Municipal Auditorium

#### First Round

#5 Morehead State 79, #8 Southeast Missouri 74  
#6 Eastern Illinois 78, #7 SIU Edwardsville 66

#### Quarterfinals

#5 Morehead State 76, #4 UT Martin 65  
#3 Belmont 97, #6 Eastern Illinois 64

#### Semifinals

#1 Murray State 80, #5 Morehead State 77  
#3 Belmont 53, #2 Eastern Kentucky 52

#### Championship

#3 Belmont 88, #1 Murray State 87

### 2017 - Nashville, Tennessee Municipal Auditorium

#### First Round

#5 Southeast Missouri 78, #8 Tennessee State 75 <sup>OT</sup>  
#7 Murray State 85, #6 Tennessee Tech 84 <sup>2OT</sup>

#### Quarterfinals

#4 Jacksonville State 74, #5 Southeast Missouri 51  
#7 Murray State 75, #3 Morehead State 69

#### Semifinals

#4 Jacksonville State 65, #1 Belmont 59  
#2 UT Martin 73, #7 Murray State 67

#### Championship

#4 Jacksonville State 66, #2 UT Martin 55

## SOUTHEAST MISSOURI'S NCAA TOURNAMENT BREAKDOWN

Appearances (Year)..... 1 (2000)

Record.....0-1

#### Result

Lost to LSU, 64-61, in First Round at  
Salt Lake City, Utah

## YEAR-BY-YEAR OVC TOURNAMENT WINNERS

1948-49	Western Kentucky
1949-50	Eastern Kentucky
1950-51	Murray State
1951-52	Western Kentucky
1952-53	Western Kentucky
1953-54	Western Kentucky
1954-55	Eastern Kentucky
1963-64	Murray State
1964-65	Western Kentucky
1965-66	Western Kentucky
1966-67	Tennessee Tech
1974-75	Middle Tennessee
1975-76	Western Kentucky
1976-77	Middle Tennessee
1977-78	Western Kentucky
1978-79	Eastern Kentucky
1979-80	Western Kentucky
1981-82	Middle Tennessee
1982-83	Morehead State
1983-84	Morehead State
1984-85	Middle Tennessee
1985-86	Akron
1986-87	Austin Peay
1987-88	Murray State
1988-89	Middle Tennessee
1989-90	Murray State
1990-91	Murray State
1991-92	Murray State
1992-93	Tennessee State
1993-94	Tennessee State
1994-95	Murray State
1995-96	Austin Peay
1996-97	Murray State
1997-98	Murray State
1998-99	Murray State
1999-00	Southeast Missouri
2000-01	Eastern Illinois
2001-02	Murray State
2002-03	Austin Peay
2003-04	Murray State
2004-05	Eastern Kentucky
2005-06	Murray State
2006-07	Eastern Kentucky
2007-08	Austin Peay
2008-09	Morehead State
2009-10	Murray State
2010-11	Morehead State
2011-12	Murray State
2012-13	Belmont
2013-14	Eastern Kentucky
2014-15	Belmont
2015-16	Austin Peay
2016-17	Jacksonville State
2017-18	Murray State

## OVC TOURNAMENT HISTORY

### TEAM RECORDS IN OVC TOURNAMENT

Akron (1978-87).....	4-2
<b>Austin Peay (1962-present).....</b>	<b>43-34</b>
<b>Belmont (2012-present).....</b>	<b>7-4</b>
East Tennessee State (1957-78).....	3-6
<b>Eastern Illinois (1996-present).....</b>	<b>7-14</b>
<b>Eastern Kentucky (1948-present).....</b>	<b>38-34</b>
Evansville (1948-52).....	1-4
<b>Jacksonville State (2003-present).....</b>	<b>6-5</b>
Louisville (1948-50).....	2-1
Marshall (1949-52).....	2-4
Middle Tennessee State (1952-00).....	23-24
<b>Morehead State (1948-present).....</b>	<b>32-43</b>
<b>Murray State (1948-present).....</b>	<b>69-37</b>
Samford (2003-08).....	3-5
<b>Southeast Missouri (1991-present).....</b>	<b>11-14</b>
<b>SIU Edwardsville (2012-present).....</b>	<b>0-3</b>
<b>Tennessee State (1986-present).....</b>	<b>12-26</b>
<b>Tennessee Tech (1949-present).....</b>	<b>25-44</b>
<b>UT Martin (1992-present).....</b>	<b>4-11</b>
Western Kentucky (1948-82).....	34-7
Youngstown State (1980-88).....	3-5

Current OVC Members in Bold

### ALL-TIME TOURNAMENT CHAMPIONSHIP BREAKDOWN

Murray State.....	16
Western Kentucky.....	10
Eastern Kentucky.....	6
Middle Tennessee.....	5
Austin Peay.....	5
Morehead State.....	4
Belmont.....	2
Tennessee State.....	2
Akron.....	1
Eastern Illinois.....	1
Southeast Missouri.....	1
Tennessee Tech.....	1
Jacksonville State.....	1

### SOUTHEAST MISSOURI'S OVC ALL-TOURNAMENT SELECTIONS

Mike Branson, F.....	1999
Bud Eley, C.....	1999
Mike Branson, F.....	2000
Roderick Johnson, F.....	2000
Denzel Mahoney, G.....	2017

### SOUTHEAST MISSOURI'S OVC TOURNAMENT RECORDS VS.

*Austin Peay (last played in 2011).....	0-3
*Eastern Illinois (last played in 2014).....	3-0
*Eastern Kentucky (last played in 2014).....	2-3
Middle Tennessee (last played in 2000).....	2-1
*Morehead State (last played in 2003).....	0-2
*Murray State (last played in 2005).....	2-1
*Tennessee Tech (last played in 2012).....	0-3
*UT Martin (last played in 2000).....	1-0

\* - Active OVC Members







# SOUTHEAST MISSOURI BASKETBALL

## YEARLY RESULTS (SINCE 1962)

### 1961-62

Overall Record: 18-7  
Head Coach: Charles Parsley

Opponent		SE	OPP
Arkansas State Teachers	W	83	74
Arkansas State	L	65	66
MacMurray (Ill.)	W	91	66
Kentucky Wesleyan	W	71	69
Concordia (St. Louis)	W	74	58
Peru State (Neb.)	L	61	65
Ottawa (Kan.)	W	88	66
Missouri S&T	W	93	71
Arkansas Tech	L	83	84
Central Missouri	L	69	76
Arkansas State	W	83	58
Northwest Missouri	W	65	62
Truman State	W	72	59
Northwest Missouri	W	86	56
Kentucky Wesleyan	L	83	93
Missouri State	W	91	67
Central Missouri	W	76	69
Missouri State	L	56	64
Missouri S&T	W	93	68
Truman State	W	77	74
Central Missouri	W	74	66
Missouri S&T	W	95	91 <sup>OT</sup>
Abilene Christian	W	57	55
Arkansas State	W	76	64
Nebraska Wesleyan	L	61	71 <sup>OT</sup>

\* MIAA Champions

\* NCAA Southwest Regional Participant

### 1962-63

Overall Record: 21-4  
Head Coach: Charles Parsley

Opponent		SE	OPP
Union University	W	97	73
Arkansas State	W	90	81
Concordia (St. Louis)	W	91	74
UT Martin	W	93	77
Panhandle A&M	W	95	68
Missouri S&T	W	95	79
Missouri State	W	71	64
Northwest Missouri	W	92	70
Central Missouri	W	76	75
Concordia (St. Louis)	W	78	62
Missouri S&T	W	102	88
Southern Illinois	W	72	68
Truman State	W	76	70
Northwest Missouri	W	66	55
Truman State	W	55	52
Arkansas State	L	65	79
Missouri State	W	74	70
Northwest Missouri	W	72	58
Southern Illinois	W	67	60
Missouri State	W	74	73
Central Missouri	L	70	90
Missouri S&T	W	85	80
McKendree	W	104	70
Southern Illinois	L	79	86
Arkansas State	L	75	77

\* MIAA Champions

### 1963-64

Overall Record: 18-5  
Head Coach: Charles Parsley

Opponent		SE	OPP
Union University	W	95	90
Arkansas State	W	80	75
Concordia (St. Louis)	W	104	71
UT Martin	W	110	80
McKendree	W	84	66
Missouri S&T	W	74	63
Southern Illinois	L	62	70
Truman State	L	66	84
Truman State	W	80	77
UT Martin	W	63	56
Central Missouri	W	68	66
Arkansas State	L	53	75
Missouri S&T	W	105	62
Missouri State	L	76	83
Central Missouri	W	82	81
Northwest Missouri	W	102	71
Delta State	W	107	72
Ft. Leonard Wood	W	135	80
Missouri State	W	77	70
Truman State	W	88	86
Northwest Missouri	W	94	77
Missouri S&T	W	93	73
Delta State	L	90	92

\* MIAA Champions

### 1964-65

Overall Record: 15-8  
Head Coach: Charles Parsley

Opponent		SE	OPP
UT Martin	W	71	55
Union University	W	99	63
Concordia (St. Louis)	L	76	81
Union University	W	91	76
Harris Teachers	W	93	83
Arkansas State	W	72	58
UT Martin	W	76	66
Lincoln University	L	81	90
Missouri S&T	W	82	79
Truman State	L	72	73
Northwest Missouri*	W	96	64
Truman State*	W	80	67
McKendree	W	85	65
Northwest Missouri*	W	90	57
Missouri State*	W	88	80
Central Missouri*	L	57	62
Missouri State*	L	64	68
Missouri S&T*	W	97	62
Arkansas State	L	69	97
Truman State*	W	83	79
Central Missouri*	L	70	80
Harris Teachers	W	122	76
Missouri S&T*	L	78	81

\* Conference Game

### 1965-66

Overall Record: 13-9  
Head Coach: Charles Parsley

Opponent		SE	OPP
McKendree	W	114	81
Concordia (St. Louis)	W	72	68
Arkansas State	L	72	73
Missouri State	L	65	72
Central Missouri	W	81	75
New Mexico Highlands	W	111	96
Ohio Northern	W	92	79
UT Martin	L	84	92
Western Illinois	L	81	84
Northwest Missouri	W	96	70
Truman State	W	62	54
Harris Teachers	W	114	91
Eastern Illinois	W	115	78
Arkansas State	L	81	96
Northwest Missouri	W	88	75
Truman State	W	84	78
Missouri S&T	L	83	88
Missouri S&T	W	92	81
Eastern Illinois	L	80	81
Missouri State	L	77	91
Central Missouri	L	61	68
UT Martin	W	113	86

### 1966-67

Overall Record: 15-6  
Head Coach: Charles Parsley

Opponent		SE	OPP
Eastern Illinois	W	86	74
Concordia (St. Louis)	W	76	71
Harris Teachers	L	82	84
Central Missouri*	W	79	73
Missouri State*	L	69	78
Sam Houston State	W	72	68
UT Martin	W	75	71
Truman State*	W	90	76
Northwest Missouri*	W	81	76
Eastern Illinois	W	73	72
McKendree	W	135	76
Western Illinois	W	93	78
UT Martin	L	77	87
Truman State*	W	82	78
Northwest Missouri*	L	77	78
Missouri S&T*	W	74	69
Missouri S&T*	W	78	73
Arkansas State	L	85	99
Central Missouri*	W	75	65
Missouri State*	L	69	85
Arkansas State	W	74	68

\* Conference Game

### 1968-69

Overall Record: 7-15  
Head Coach: Charles Parsley

Opponent		SE	OPP
Missouri-St. Louis	L	68	73
McKendree	L	71	75
Austin Peay	L	85	92
Kentucky Wesleyan	L	83	97
Missouri S&T*	W	79	78
Arkansas State	W	78	77
Eastern Illinois	L	72	76



# SOUTHEAST MISSOURI BASKETBALL



## YEARLY RESULTS (SINCE 1962)

Central Missouri*	L	78	92
Missouri State*	L	66	107
Truman State*	L	62	82
Northwest Missouri*	L	74	76
Arkansas State	L	102	111
Austin Peay	W	82	81
Truman State*	L	86	88
Northwest Missouri*	L	69	89
Washington University	L	69	95
Missouri S&T*	W	90	69
Central Missouri*	L	97	98 <sup>OT</sup>
Missouri State*	L	63	77
Concordia (St. Louis)	W	101	70
Illinois State	W	114	102
Quincy	W	95	91

\* Conference Game

### 1969-70

Overall Record: 9-12  
Head Coach: Charles Parsley

Opponent		SE	OPP
Peru State (Neb.)	W	81	70
McKendree	L	83	95
Illinois State	L	76	84
Missouri-St. Louis*	W	88	86
Missouri State*	L	63	87
Central Missouri*	L	66	88
North Park College	L	88	91
Missouri S&T*	W	71	62
Arkansas State	W	79	57
Kentucky Wesleyan	L	81	91
Concordia (St. Louis)	L	72	76
Arkansas State	L	66	76
Missouri State*	L	73	84
Central Missouri*	W	93	88
Northwest Missouri*	L	82	99
Truman State*	W	84	75
Washington-St. Louis	L	62	80
Northwest Missouri*	L	69	84
Truman State*	W	82	81
Eastern Illinois	W	87	80
Missouri S&T*	W	101	82

\* Conference Game

### 1970-71

Overall Record: 13-10  
Head Coach: Bob Cradic

Date	Opponent		SE	OPP
D1	Union University (forfeit)	W	2	0
D3	Missouri-St. Louis	W	90	87
D5	Concordia (St. Louis)	L	77	87
D12	Lincoln University*	W	94	87
D14	Missouri S&T	W	78	75
D19	Illinois State	L	111	115
J5	Arkansas State	L	77	116
J9	Truman State*	L	81	89
J11	Northwest Missouri*	L	65	80
J16	Missouri S&T*	W	87	78
J25	Western Illinois	W	103	90
J30	Northwest Missouri*	W	92	85
F1	Truman State*	L	86	93
F6	Central Missouri*	L	62	91
F8	Missouri State*	L	81	85
F11	Washington-St. Louis	W	98	61
F13	Lincoln University*	W	113	92

F15	Arkansas State	W	97	88
F17	Kentucky Wesleyan	L	79	88
F20	Central Missouri*	W	75	74
F22	Missouri State*	W	89	76
F25	Union University	W	109	83
M1	Eastern Illinois	L	78	88

\* Conference Game

### 1971-72

Overall Record: 15-9  
Head Coach: Bob Cradic

Date	Opponent		SE	OPP
D1	Concordia (St. Louis)	W	99	71
D3	Missouri-St. Louis	W	79	78
D8	Illinois State	L	72	99
D11	Lincoln University*	L	77	88
D17	UT Martin	W	97	85
D18	Austin Peay	W	96	93
J6	Christian Brothers College	W	86	70
J10	Truman State*	L	74	77
J11	Northwest Missouri*	W	105	87
J15	Missouri S&T*	L	86	95
J20	Union University	L	98	116
J22	Missouri S&T*	W	85	73
J24	Western Illinois	W	94	93
J31	Northwest Missouri*	W	85	80
F3	Union University	W	108	93
F5	Central Missouri*	W	77	73
F7	Missouri State*	W	79	78
F10	Kentucky Wesleyan	L	85	90
F12	Lincoln University*	L	79	87
F14	Truman State*	W	81	78
F19	Central Missouri*	W	109	88
F21	Missouri State*	L	78	96
F24	SIU Edwardsville	W	87	82
F26	UT Martin	L	87	91

\* Conference Game

### 1972-73

Overall Record: 11-13  
Head Coach: Bob Cradic

Date	Opponent		SE	OPP
D1	Northwestern Oklahoma	W	63	59
D5	SIU Edwardsville	L	84	89
D12	Concordia (St. Louis)	W	82	64
D15	Benedictine	W	80	58
D16	Pennsylvania	W	82	71
D22	UT Martin	W	81	72
J4	Missouri State	L	62	66
J5	Central Missouri	W	106	78
J6	Truman State	L	73	75
J10	Christian Brothers College	L	63	66
J13	Truman State*	W	80	71
J15	Northwest Missouri*	W	66	65
J20	Missouri State*	L	58	75
J22	Central Missouri*	L	76	87
J27	Missouri S&T*	L	73	91
J29	Lincoln University*	L	62	65
F3	Missouri S&T*	L	61	75
F5	Lincoln University*	L	67	70
F10	Northwest Missouri*	L	68	85
F12	Truman State*	L	80	94
F15	Kentucky Wesleyan	W	94	93
F17	College of Racine	W	83	57

F24	Missouri State*	L	64	72
F26	Central Missouri*	W	93	78

\* Conference Game

### 1973-74

Overall Record: 10-14  
Head Coach: Bob Cradic

Date	Opponent		SE	OPP
N30	West Florida	L	70	78
D1	Samford	L	66	80
D5	Peru State (Neb.)	W	99	70
D7	Bethel College	W	81	64
D8	Henderson State	L	63	66
J3	Missouri S&T	L	67	76
J4	Truman State	W	74	64
J5	Central Missouri	W	84	80
J8	Arkansas State	L	55	67
J12	Truman State*	W	95	82
J14	Northwest Missouri*	L	73	74
J18	Central Missouri*	W	94	73
J19	Missouri State*	L	69	70
J21	Arkansas State	L	87	90
J26	Missouri S&T*	W	79	76
J28	Lincoln University*	W	72	67
F2	Missouri S&T*	L	79	87
F4	Lincoln University*	L	86	87
F9	Northwest Missouri*	L	65	66
F11	Truman State*	W	83	73
F16	Christian Brothers College	W	84	55
F18	Kentucky Wesleyan	L	87	93
F22	Central Missouri*	L	71	89
F23	Missouri State*	L	67	77

\* Conference Game

### 1974-75

Overall Record: 14-12  
Head Coach: Bob Cradic

	Opponent		SE	OPP
N30	Concordia (St. Louis)	W	101	65
D5	at Arkansas State	L	80	100
D7	Indiana State	W	92	68
D10	at Delta State	L	71	78
D18	Earlham College	W	90	62
J2	vs. Central Missouri	W	105	100
J3	vs. Lincoln University	W	90	57
J4	vs. Missouri State	W	64	62
J9	at Indiana State	L	81	92
J11	Truman State	W	92	82
J13	Northwest Missouri	W	91	85
J17	at Central Missouri	L	76	99
J18	at Missouri State	L	67	79
J25	at Missouri S&T	L	54	79
J27	at Lincoln University	L	66	75
J30	Delta State	L	76	94
F1	Missouri S&T	W	90	61
F3	Lincoln University	W	75	67
F5	Arkansas State	L	80	82
F8	at Northwest Missouri	W	87	80
F10	at Truman State	L	73	97
F15	at Christian Brothers College	W	71	68
F19	at Kentucky Wesleyan	L	73	107
F21	Central Missouri	W	102	96
F22	Missouri State	W	87	86
F26	at Eastern Illinois	L	77	92





# SOUTHEAST MISSOURI BASKETBALL

## YEARLY RESULTS (SINCE 1962)

### 1975-76

Overall Record: 5-19  
Head Coach: Bob Cradic

Date	Opponent		SE	OPP
N28	Culver-Stockton	W	84	78
D3	Oral Roberts	L	56	89
D9	Arkansas State	L	63	94
D11	Kentucky Wesleyan	L	78	81
D13	Delta State	W	76	75
J1	Northwest Missouri	L	80	91
J2	SIU Edwardsville	L	75	77
J3	Lincoln University	L	60	68
J10	Truman State	L	81	88
J12	Northwest Missouri	W	86	84
J16	Central Missouri	L	72	83
J17	Missouri State	L	67	80
J21	Christian Brothers College	W	95	94
J24	Missouri S&T	L	73	74
J26	Lincoln University	L	76	89
J28	Delta State	L	77	94
J31	Missouri S&T	L	69	84
F2	Lincoln University	L	73	78
F7	Northwest Missouri	L	101	104
F9	Truman State	L	84	89
F14	Arkansas State	L	78	93
F16	Christian Brothers College	W	92	72
F20	Central Missouri	L	65	91
F21	Missouri State	L	49	80

### 1976-77

Overall Record: 8-18  
Head Coach: Carroll Williams

Date	Opponent		SE	OPP
D1	Missouri Baptist	W	96	65
D3	at Culver-Stockton	L	81	96
D4	at Bradley	L	80	119
D9	Christian Brothers College	W	82	78
D11	Union University	W	82	73
J6	at Truman State	L	82	87
J7	at Central Missouri	L	79	108
J8	at Northwest Missouri	W	78	67
J11	New Haven	W	100	79
J15	Truman State	L	73	82
J17	Northwest Missouri	W	82	81
J22	at Missouri State	L	77	95
J24	at Central Missouri	L	58	60
J26	Missouri-St. Louis	L	81	93
J29	at Missouri S&T	L	75	89
J31	at Lincoln University	L	70	99
F2	at Kentucky Wesleyan	W	86	79
F5	Missouri S&T	L	80	88
F7	Lincoln University	L	57	77
F10	Arkansas State	L	72	74
F12	at Northwest Missouri	L	77	83
F14	Truman State	W	95	91
F19	at Missouri-St. Louis	L	76	103
F21	at Arkansas State	L	77	85
F26	Missouri State	L	83	85
F28	Central Missouri	L	77	92

### 1977-78

Overall Record: 11-15  
Head Coach: Carroll Williams

Date	Opponent		SE	OPP
D3	at Christian Brothers College	L	61	64
D5	Westminster College	W	89	67
D9	Missouri Southern	W	73	71
D14	McKendree	W	91	65
D17	Culver-Stockton	W	76	72
D31	at Missouri Baptist	W	81	45
J5	at Central Missouri	L	70	84
J6	at Northwest Missouri	W	109	82
J7	at Lincoln University	L	77	80
J12	at Missouri S&T	L	72	76
J14	at Lincoln University	L	71	72
J18	at Missouri-St. Louis	L	73	88
J21	Truman State	L	82	92
J23	Northwest Missouri	W	110	81
J28	at Central Missouri	L	81	105
J30	at Missouri State	L	72	79
F1	Missouri Baptist	W	96	69
F4	Missouri-St. Louis	W	82	59
F6	Missouri S&T	W	87	75
F11	Lincoln University	L	77	78
F13	Kentucky Wesleyan	W	119	101
F15	at McKendree	L	77	83
F18	at Northwest Missouri	L	68	83
F20	at Truman State	L	92	111
F25	Missouri State	L	82	84
F27	Central Missouri	L	91	96

### 1978-79

Overall Record: 19-9  
Head Coach: Carroll Williams

Date	Opponent		SE	OPP
N27	Christian Brothers College	W	89	78
N29	McKendree	W	114	80
D6	at Westminster College	L	70	75
D9	at Missouri Southern	W	73	71
D11	at Arkansas	L	51	90
D29	at Missouri-St. Louis	W	95	78
<i>MIAA Tournament (Springfield, Mo.)</i>				
J4	vs. Lincoln University	L	63	64
J5	vs. Evangel University	W	79	64
J6	vs. Missouri S&T	W	62	54
J11	Missouri S&T	W	78	61
J13	Lincoln University	W	69	64 <sup>OT</sup>
J20	at Truman State	L	84	86
J22	at Northwest Missouri	L	68	81
J27	Central Missouri	W	109	102
J29	Missouri State	W	78	64
F1	Illinois College	W	106	70
F3	Missouri Baptist	W	81	58
F5	at Missouri S&T	W	74	69
F7	at McKendree	W	96	81
F10	at Lincoln University	W	74	70
F13	UT Martin	W	81	72
F17	Northwest Missouri	W	96	84
F19	Truman State	L	68	70
F24	at Missouri State	L	71	81
F26	at Central Missouri	L	71	77
F28	Missouri-St. Louis	W	98	75

<i>NCAA Division II South Central Regional (Thibodaux, La.)</i>				
M2	vs. Nicholls State	L	74	89
M3	vs. Truman State	W	86	82

### 1979-80

Overall Record: 14-12  
Head Coach: Carroll Williams

Date	Opponent		SE	OPP
D1	Maryville	W	69	53
D4	at Illinois College	W	63	53
D8	at Delta State	L	78	85
D10	Alabama-Huntsville	L	65	85
D12	Evansville	L	80	89
D28	Hendrix College	L	67	85
J2	Missouri S&T	L	63	93
J3	Lincoln University	L	65	67
J4	Missouri Southern	L	87	95
J8	McKendree	W	98	90
J12	Lincoln University	W	84	74
J15	Missouri-St. Louis	W	80	76
J19	Truman State	W	91	70
J21	Northwest Missouri	W	80	76 <sup>OT</sup>
J26	at Central Missouri	L	80	95
J28	at Missouri State	L	65	77
J30	at UT Martin	L	74	85
F2	at Missouri-St. Louis	W	70	67
F4	Missouri S&T	W	88	75
F9	Lincoln University	W	81	72
F11	Missouri Baptist	W	92	84
F16	at Northwest Missouri	L	75	89
F18	at Truman State	W	76	75 <sup>2OT</sup>
F23	Missouri State	W	90	71
F25	Central Missouri	L	81	85
F27	at Missouri S&T	W	100	93

### 1980-81

Overall Record: 11-16  
Head Coach: Carroll Williams

Date	Opponent		SE	OPP
D1	Lindenwood College	W	84	66
D3	Drury College	L	66	78
D6	Maryville	W	95	63
D8	Oakland City	W	99	75
D10	at Evansville	W	89	84
D19	at Alabama-Huntsville	L	87	120
J3	at Drury College	L	72	74
J5	UT Martin	W	73	71
J7	Missouri S&T	L	69	71
J10	Lincoln University	W	80	77
J14	at Oakland City	W	78	73
J17	at Truman State	L	81	96
J19	at Northwest Missouri	L	58	73
J21	at McKendree	L	78	90
J24	Central Missouri	L	85	86
J26	Missouri State	L	76	84
J29	Missouri Baptist	W	88	81
J31	at Missouri-St. Louis	L	59	61
F2	at Missouri S&T	L	56	62
F7	at Lincoln University	L	76	79
F9	Missouri-St. Louis	L	69	72
F12	Illinois College	W	88	67
F14	Northwest Missouri	W	77	72
F16	Truman State	L	59	65
F19	at Central Missouri	L	70	103
F21	at Missouri State	W	73	68
<i>MIAA Tournament</i>				
F24	at Central Missouri	L	66	80





# SOUTHEAST MISSOURI BASKETBALL



## YEARLY RESULTS (SINCE 1962)

### 1981-82

Overall Record: 21-10  
Conference Record: 9-3  
Head Coach: Ron Shumate

Date	Opponent	SE	OPP
N21	at Central Arkansas	L	46 64
N24	SIU Edwardsville	W	67 57
N28	at Southern Illinois	L	67 91

#### Coke Classic (St. Louis, Mo.)

D4	vs. Southwest Baptist	L	54 59
D5	vs. SIU Edwardsville	W	87 61
D7	Maryville	W	97 62
D10	Central Arkansas	W	79 72
D14	Missouri Baptist	W	64 53
J6	at Missouri-St. Louis*	L	52 64
J9	at Northwest Missouri*	L	58 83
J11	at Truman State*	L	72 78
J13	at UT Martin	L	43 77
J16	Missouri State	W	58 54
J18	Central Missouri*	W	56 54
J20	Oakland City	W	68 61
J23	Missouri S&T*	W	80 68
J25	Lincoln University*	W	66 65
J27	McKendree	W	91 87
J30	Northwest Missouri*	W	78 62
F1	Truman State*	W	78 70
F4	at SIU Edwardsville	W	81 62
F8	at Central Missouri*	W	52 51
F10	at Missouri State	L	65 79
F13	at Missouri S&T*	W	93 74
F15	at Lincoln University*	W	61 58
F20	Missouri-St. Louis*	W	67 60

#### MIAA Tournament

F21	vs. Truman State	W	67 64
F22	vs. Central Missouri	L	64 67

#### NCAA Division II South Central Regional

##### (Warrensburg, Mo.)

vs. Central Florida	W	60 55
vs. UT Martin	W	56 53

#### NCAA Division II Quarterfinals

##### (Lakeland, Fla.)

vs. Florida Southern	L	73 87
----------------------	---	-------

\* Conference Game

\* MIAA Champions

### 1982-83

Overall Record: 25-6  
Conference Record: 10-2  
Head Coach: Ron Shumate

Date	Opponent	SE	OPP
N22	Central Arkansas	W	63 50
N24	UMKC	W	75 65
N27	at Arkansas	L	57 74
N29	Arkansas College	W	75 63
D2	at McKendree	W	94 86
D4	at Southern Illinois	W	55 50
D8	at Central Arkansas	L	63 78
D10	UT Martin	W	92 65
D18	School of the Ozarks	W	85 43
J4	Oakland City	W	84 61
J12	at Missouri-St. Louis*	W	78 65
J15	Truman State*	W	84 62
J20	at Southwest Baptist	L	63 67
J22	Central Missouri*	W	99 80
J24	at School of the Ozarks	W	76 73
J26	at Missouri S&T*	W	77 75

J29	Lincoln University*	L	72 73
J31	Southwest Baptist	W	92 58
F2	Northwest Missouri*	W	74 52
F5	at Truman State*	W	80 69
F7	at UMKC	W	70 60
F12	at Central Missouri*	L	77 88
F16	Missouri S&T*	W	95 67
F19	at Lincoln University*	W	68 60
F23	at Northwest Missouri*	W	92 58
F26	Missouri-St. Louis*	W	92 75

#### MIAA Tournament

vs. Missouri-St. Louis	W	84 72
------------------------	---	-------

vs. Central Missouri	W	83 59
----------------------	---	-------

#### NCAA Division II South Central Regional

vs. UT Martin	W	83 71
---------------	---	-------

vs. Central Missouri	W	74 69
----------------------	---	-------

#### NCAA Division II Quarterfinals

vs. Cal State-Bakersfield	L	70 75
---------------------------	---	-------

\* Conference Game

\* MIAA Champions

### 1983-84

Overall Record: 16-12  
Conference Record: 7-5  
Head Coach: Ron Shumate

Date	Opponent	SE	OPP
N28	at Central Arkansas	W	74 70
N29	McKendree	W	93 69
D1	at Arkansas	L	69 98
D3	Missouri Southern	W	84 79
D5	Central Arkansas	W	77 63
D8	Drury College	W	75 58
D17	Christian Brothers College	W	69 61
D28	at Montana State	L	58 83
D29	at Montana	L	50 72
J3	at UT Martin	L	64 78
J6	Harris-Stowe	W	110 56
J7	at Missouri Southern	W	77 60
J9	at Drury	L	68 70 OT
J11	Missouri-St. Louis*	W	67 62
J14	at Truman State*	L	75 80
J18	Missouri Baptist	W	68 57
J21	at Central Missouri*	L	47 49 OT
J25	Missouri S&T*	W	68 65
J28	at Lincoln University*	W	57 45
F1	at Northwest Missouri*	L	56 61
F4	Truman State*	W	88 78
F11	Central Missouri*	L	54 56
F13	at Missouri Baptist	W	76 74
F15	at Missouri S&T*	L	71 81
F18	Lincoln University*	W	67 61
F22	Northwest Missouri*	W	78 62
F25	at Missouri-St. Louis*	W	77 73

#### MIAA Tournament

vs. Northwest Missouri	L	72 80
------------------------	---	-------

\* Conference Game

### 1984-85

Overall Record: 24-8  
Conference Record: 9-3  
Head Coach: Ron Shumate

Date	Opponent	SE	OPP
N21	Christian Brothers College	L	61 63
N29	Henderson State	W	70 54
D1	UT Martin	W	74 59

D3	Quincy	W	58 52 OT
D6	at Henderson State	W	70 65
D8	at Mississippi State	L	56 63
D10	Maryville	W	104 59
D14	SIU Edwardsville	W	101 64
D22	at Purdue	L	54 70
J5	at SIU Edwardsville	W	63 58
J7	Missouri Baptist	W	83 49
J9	Missouri S&T*	W	72 60
J12	at Northwest Missouri*	L	67 73
J14	Lindenwood	W	113 59
J16	at Quincy	L	77 91
J19	Central Missouri*	L	67 68
J23	Missouri-St. Louis*	W	95 73
J26	Truman State*	W	86 67
J30	at Lincoln University*	W	65 62
F2	at Missouri S&T*	W	80 57
F4	Harris-Stowe	W	126 58
F7	at Missouri Baptist	W	74 41
F9	Northwest Missouri*	W	73 53
F13	at Missouri-St. Louis*	W	100 86
F16	at Central Missouri*	W	46 40
F20	Lincoln University*	W	87 58
F23	at Truman State*	L	44 47

#### MIAA Tournament

vs. Truman State	W	92 65
------------------	---	-------

vs. Central Missouri	W	90 84
----------------------	---	-------

#### NCAA Division II South Central Regional

##### (Warrensburg, Mo.)

vs. Alabama A&M	W	85 74
-----------------	---	-------

vs. Delta State	W	67 59
-----------------	---	-------

#### NCAA Division II Quarterfinals

##### (Cape Girardeau, Mo.)

vs. Jacksonville State	L	79 80
------------------------	---	-------

\* Conference Game

\* MIAA Champions

### 1985-86

Overall Record: 27-7  
Conference Record: 10-2  
Head Coach: Ron Shumate

Date	Opponent	SE	OPP
N23	at Illinois State	L	73 79
N25	at Henderson State	L	72 74
N29	Rust College	W	64 41
D2	Harris-Stowe	W	127 49
D9	at UT Martin	L	67 84
D10	Christian Brothers College	W	74 67
D11	at Quincy	L	66 76
D14	Henderson State	W	96 50
D21	at Rust College	W	63 60
River City Classic (Cape Girardeau, Mo.)			
J3	vs. UMKC	W	70 60
J4	vs. Central Arkansas	W	59 46
J8	at Missouri S&T*	L	67 80
J11	Northwest Missouri*	W	67 66
J13	Quincy	W	66 63
J18	at Central Missouri*	L	73 78
J22	at Missouri-St. Louis*	W	96 65
J25	at Truman State*	W	73 60
J27	at Harris-Stowe	W	113 57
J29	Lincoln University*	W	77 58
F1	Missouri S&T*	W	65 56
F6	at Missouri Baptist	W	101 55
F8	at Northwest Missouri*	W	84 80
F10	SIU Edwardsville	W	90 79
F12	Missouri-St. Louis*	W	99 85





# SOUTHEAST MISSOURI BASKETBALL

## YEARLY RESULTS (SINCE 1962)

F15	Central Missouri*	W	92	75
F19	at Lincoln University*	W	77	73
F22	Truman State*	W	104	85

### MIAA Tournament

vs. Truman State	W	99	85
vs. Central Missouri	W	84	63

### NCAA Division II South Central Regional

#### (Cape Girardeau, Mo.)

vs. Abilene Christian	W	94	72
vs. Delta State	W	75	74

### NCAA Division II National Finals

#### (Springfield, Mass.)

vs. Cal State-Hayward	W	85	69
vs. Cheyney State	W	90	81
vs. Sacred Heart	L	87	93

\* Conference Game

\* MIAA Champions

## 1986-87

Overall Record: 20-11

Conference Record: 8-6

Head Coach: Ron Shumate

Date	Opponent		SE	OPP
N22	at SIU Edwardsville	L	62	72
N24	St. Louis Parks University	W	127	38
N29	Christian Brothers College	W	75	65
D3	at Delta State	L	73	76
D6	at UT Martin	L	64	66
D8	Sewanee	W	96	71
D10	Philander Smith College	W	91	60
D20	Delta State	W	74	70
<u>River City Classic (Cape Girardeau, Mo.)</u>				
J2	vs. Harding	W	75	67
J3	vs. Central Arkansas	W	77	76 <sup>OT</sup>
J7	Missouri S&T*	W	75	66
J10	at Northwest Missouri*	L	69	79
J12	at Quincy	L	75	78 <sup>OT</sup>
J14	Southwest Baptist*	L	75	83
J17	Central Missouri*	W	68	66
J21	Missouri-St. Louis*	W	83	64
J24	Truman State*	W	90	59
J26	Quincy	W	77	46
J28	at Lincoln University*	L	65	68
J31	at Missouri S&T*	W	88	79
F3	at Southwest Baptist*	L	55	71
F5	Missouri Baptist	W	95	70
F7	Northwest Missouri*	W	84	57
F11	at Missouri-St. Louis*	L	81	82 <sup>OT</sup>
F14	at Central Missouri*	L	82	83
F18	Lincoln University*	W	76	68
F21	at Truman State*	W	89	72

### MIAA Tournament

vs. Northwest Missouri	W	79	78
vs. Lincoln University	W	77	74

### NCAA Division II South Central Regional

#### (Amarillo, Texas)

vs. West Texas State	W	72	71
vs. Delta State	L	84	90 <sup>OT</sup>

\* Conference Game

## 1987-88

Overall Record: 28-4

Conference Record: 13-1

Head Coach: Ron Shumate

Date	Opponent		SE	OPP
N21	Southern Arkansas	W	84	66
<u>River City Classic (Cape Girardeau, Mo.)</u>				
N27	vs. North Alabama	W	75	63
N28	vs. West Georgia	W	76	62
D2	Delta State	L	60	68
D5	UT Martin	W	89	77
D7	Christian Brothers College	W	105	73
D9	at Quincy	W	79	56
D12	at Missouri Western	W	85	65
D19	at Delta State	W	81	79
J4	Quincy	W	104	91
J5	Missouri Western	W	84	71
J9	Central Methodist	W	94	73
J13	at Missouri S&T*	W	90	83
J16	at Northwest Missouri*	W	93	71
J20	Southwest Baptist*	W	97	65
J23	Central Missouri*	W	86	65
J27	at Missouri-St. Louis*	W	76	74
J30	Truman State*	W	102	74
F3	at Lincoln University*	W	76	63
F4	at Missouri Baptist	W	81	69
F6	Missouri S&T*	W	95	78
F9	at Southwest Baptist*	W	82	80
F13	Northwest Missouri*	W	109	77
F17	Missouri-St. Louis*	W	89	80 <sup>OT</sup>
F20	at Central Missouri*	L	79	81
F24	Lincoln University*	W	99	77
F27	at Truman State*	W	85	64

### MIAA Tournament

vs. Central Missouri	W	93	78
vs. Missouri-St. Louis	L	78	81

### NCAA Division II South Central Regional

#### (Cape Girardeau, Mo.)

vs. Angelo State	W	111	75
vs. Missouri-St. Louis	W	73	69

### NCAA Division II Quarterfinals

#### (Normal, Ala.)

vs. Florida Southern	L	75	78
----------------------	---	----	----

\* Conference Game

\* MIAA Champions

## 1988-89

Overall Record: 27-6

Conference Record: 12-2

Head Coach: Ron Shumate

Date	Opponent		SE	OPP
N18	Central Methodist	W	112	66
N19	Concordia (Wis.)	W	121	79
N22	Missouri Baptist	W	118	84
<u>River City Classic (Cape Girardeau, Mo.)</u>				
N25	vs. Union University	W	101	80
N26	vs. Troy	W	73	72
N30	at Delta State	W	68	66 <sup>OT</sup>
D3	UT Martin	W	86	65
D5	Christian Brothers College	W	87	74
D7	at Quincy	L	56	82
D9	Columbia College	W	79	67
D17	Delta State	W	79	77
J5	Quincy	L	89	92
J7	Illinois College	W	105	77

J11	Missouri S&T*	W	77	65
J14	Northwest Missouri*	W	88	85 <sup>OT</sup>
J17	at Southwest Baptist*	W	70	68
J21	at Central Missouri*	W	67	57
J25	Missouri-St. Louis*	W	79	59
J28	at Truman State*	W	84	79 <sup>OT</sup>
F1	Lincoln University*	W	98	75
F4	at Missouri S&T*	W	85	59
F8	Southwest Baptist*	W	96	77
F11	at Northwest Missouri*	L	69	71
F15	at Missouri-St. Louis*	L	78	91
F18	Central Missouri*	W	81	72
F22	at Lincoln University*	W	83	68
F25	Truman State*	W	97	76

### MIAA Tournament

vs. Central Missouri	L	72	74
----------------------	---	----	----

### NCAA Division II South Central Regional

#### (Cape Girardeau, Mo.)

vs. Angelo State	W	65	60
vs. Central Missouri	W	88	73

### NCAA Division II Elite Eight

#### (Springfield, Mass.)

vs. Wisconsin-Milwaukee	W	93	84
vs. Cal State-Riverside	W	84	83 <sup>OT</sup>
vs. North Carolina Central	L	46	73

\* Conference Game

\* MIAA Champions

## 1989-90

Overall Record: 26-5

Conference Record: 14-2

Head Coach: Ron Shumate

Date	Opponent		SE	OPP
N17	William Penn	W	111	67
N20	Union University	W	126	83
<u>River City Classic (Cape Girardeau, Mo.)</u>				
N24	vs. Savannah State	W	104	51
N25	vs. East Texas State	W	83	69
D2	at Union University	W	108	102
D5	Missouri Baptist	W	94	87
D9	at UT Martin	W	87	76
J2	Christian Brothers College	W	77	58
J6	Oakland City	W	91	48
J8	Quincy	L	77	86
J10	Missouri-St. Louis*	W	92	76
J13	at Central Missouri*	L	67	74
J17	Missouri Southern*	W	111	75
J20	at Missouri Western*	W	73	68
J24	Pittsburg State*	W	73	53
J27	at Southwest Baptist*	L	66	68
J31	at Missouri-St. Louis*	W	77	75
F3	at Missouri S&T*	W	57	56
F7	at Missouri Southern*	W	96	85 <sup>OT</sup>
F10	at Truman State*	W	106	93
F14	at Pittsburg State*	W	80	73
F17	Southwest Baptist*	W	75	72
F21	Missouri S&T*	W	84	72
F24	Lincoln University*	W	74	69
F26	at Quincy	W	103	65
F28	Washburn*	W	79	62
M3	Northwest Missouri*	W	90	69

### MIAA Tournament

vs. Central Missouri	L	69	79
----------------------	---	----	----

### NCAA Division II South Central Regional

#### (Cape Girardeau, Mo.)

vs. Southern Indiana	W	91	73
vs. Missouri Western	W	88	73



# SOUTHEAST MISSOURI BASKETBALL



## YEARLY RESULTS (SINCE 1962)

### NCAA Division II Quarterfinals (Springfield, Mass.)

vs. Kentucky Wesleyan L 90 91 OT

\* Conference Game

### 1990-91

Overall Record: 21-7

Conference Record: 12-4

Head Coach: Ron Shumate

Date	Opponent	SE	OPP
N19	Missouri Baptist	W 120	99
N20	Union University	W 88	70

### River City Classic (Cape Girardeau, Mo.)

N23	vs. SIU Edwardsville	W 111	85
N24	vs. Troy	W 117	111
N28	Oral Roberts	L 89	100
D1	UT Martin	W 101	73
D3	Quincy	W 90	68
D8	at Union University	L 75	85
D15	at Oral Roberts	W 109	107
J2	Oakland City	W 121	67
J5	at Quincy	W 96	81
J9	at Missouri-St. Louis*	L 67	85
J12	Central Missouri*	W 81	77
J16	at Missouri Southern*	W 84	66
J19	Missouri Western*	L 71	77
J23	at Pittsburg State*	W 71	66
J26	Southwest Baptist*	L 67	82
J30	Missouri-St. Louis*	W 90	74
F2	Missouri S&T*	W 70	59
F6	Missouri Southern*	W 69	63
F9	Truman State*	W 87	83
F13	Pittsburg State*	W 77	67
F16	at Southwest Baptist*	L 80	103
F20	at Missouri S&T*	W 87	65
F23	at Lincoln University*	W 85	78
F27	at Washburn*	W 88	73
M2	at Northwest Missouri*	W 93	83

### MIAA Tournament

vs. Missouri Western L 73 85

\* Conference Game

## NCAA DIVISION I ERA

### 1991-92

Overall Record: 12-16

OVC Record: 5-9/7th

Head Coach: Ron Shumate

Date	Opponent	SE	OPP
N23	at Wisconsin-Green Bay	L 54	82
N25	at Wisconsin	L 71	82 OT

### River City Classic (Cape Girardeau, Mo.)

N29	Cleveland State	L 80	88
N30	Nicholls State	W 76	73
D2	UT-Pan American	W 85	56
D5	at Southern Utah	L 62	98
D7	at Montana State	L 67	70
D14	Lewis University	W 80	56
D19	at UT-Pan American	W 70	68
D30	at Arkansas-Little Rock	L 77	85 OT
J2	Oakland City	W 84	69
J4	Austin Peay*	W 79	76
J6	Wisconsin-Milwaukee	L 71	83
J11	at Middle Tennessee*	L 58	61

J13	at Murray State*	L 76	86
J18	Morehead State*	W 85	74
J20	Eastern Kentucky*	W 76	74
J25	at Tennessee State*	L 62	63
J27	at Tennessee Tech*	L 51	84
F1	at Austin Peay*	L 86	92 OT
F3	Arkansas-Little Rock	W 80	78
F8	Tennessee Tech*	L 78	88
F10	Tennessee State*	W 76	66
F15	at Eastern Kentucky*	L 69	83
F17	at Morehead State*	L 80	84
F22	Murray State*	W 80	75
F24	Middle Tennessee*	L 76	87
F26	at Wisconsin-Milwaukee	W 80	64

\* - OVC Game

### 1992-93

Overall Record: 16-11

OVC Record: 9-7/4th

Head Coach: Ron Shumate

Date	Opponent	SE	OPP
D1	Wisconsin-Green Bay	W 67	65

### River City Classic (Cape Girardeau, Mo.)

D4	Alcorn State	W 86	81
D5	Arkansas State	W 71	69 OT
D7	Montana State	W 72	56

### Bearcat Classic (Cincinnati, Ohio)

D11	at Cincinnati	L 58	83
D12	vs. Central Michigan	W 74	61
D17	vs. Arkansas @	L 72	96
D21	at Evansville	L 68	92
J2	at Chicago State	L 71	91
	Oakland City	W 108	69
J9	at Tennessee State*	L 70	95
J11	at Austin Peay*	W 90	68
J16	Murray State*	L 95	111
J18	Southern Utah	W 91	74
J23	Morehead State*	W 107	96
J25	Eastern Kentucky*	W 79	63
J27	at UT Martin*	L 89	90
J30	Middle Tennessee*	W 80	69
F1	Tennessee Tech*	W 79	74
F6	at Murray State*	L 96	100
F13	at Morehead State*	L 85	92
F15	at Eastern Kentucky*	L 65	86
F20	Tennessee State*	W 94	77
F22	Austin Peay*	W 77	64
F24	UT Martin*	W 69	68
F27	at Middle Tennessee*	W 67	63 OT
M1	at Tennessee Tech*	L 99	113

\* - OVC Game

# - Played at Convention Center (Little Rock, Ark.)

### 1993-94

Overall Record: 10-17

Conference Record: 5-11/8th

Head Coach: Ron Shumate

Date	Opponent	SE	OPP
N27	Evansville	L 60	76
D1	Southern California College	W 65	52

### River City Classic (Cape Girardeau, Mo.)

D3	Troy State	W 119	113
D4	UT-Arlington	W 86	83
D9	Chicago State	W 125	95

### Runnin' Joe Classic (Jonesboro, Ark.)

D10	vs. Samford	L 71	72
D11	vs. Prairie View A&M	W 100	63
D16	at Southern Illinois	L 54	82
D21	at Colorado State	L 72	104
J8	at Eastern Kentucky*	L 62	86
J10	at Morehead State*	L 72	85
J15	Tennessee Tech*	W 87	77
J17	Middle Tennessee*	W 99	77
J22	Tennessee State*	L 83	94
J24	UT Martin*	W 86	63
J29	at Tennessee State*	L 87	96
J31	at Austin Peay*	L 69	75
F2	at Murray State*	L 74	81
F5	Morehead State*	L 80	94
F7	Eastern Kentucky*	L 75	84
F12	at Tennessee Tech*	W 89	83
F14	at Middle Tennessee*	L 68	94
F19	Murray State*	L 95	96
F23	at Missouri	L 61	83
F26	at UT Martin*	L 87	103
F28	Austin Peay*	W 98	72
M2	at Memphis	L 83	109

\* - OVC Game

### 1994-95

Overall Record: 13-14

Conference Record: 7-9/6th

Head Coach: Ron Shumate

Date	Opponent	SE	OPP
N28	Drury College	W 90	79

### River City Classic (Cape Girardeau, Mo.)

D2	Fairfield	W 82	75
D3	Maine	W 92	78
D6	at Missouri	L 77	84
D10	at Wisconsin-Milwaukee	W 75	71
D15	Southern Illinois	L 72	74
D20	Colorado State	L 70	90
D22	at Florida State	L 75	100
J3	Oakland City	W 90	76
J7	Eastern Kentucky*	W 59	52
J9	Morehead State*	L 72	74 OT
J14	at Tennessee Tech*	L 58	97
J16	at Middle Tennessee*	L 63	65
J21	at Tennessee State*	L 80	83
J23	at UT Martin*	W 61	59
J28	Tennessee State*	W 66	64
J30	Austin Peay*	L 63	79
F1	Murray State*	L 79	83
F4	at Morehead State*	L 49	80
F6	at Eastern Kentucky*	L 66	71
F11	Middle Tennessee	W 78	63
F13	Tennessee Tech*	W 89	73
F18	at Murray State*	L 55	83
F25	UT Martin*	W 75	66
F27	at Austin Peay*	W 90	87 OT
M2	Wisconsin-Milwaukee	W 98	90 OT
M4	at South Florida	L 48	75

\* - OVC Game







# SOUTHEAST MISSOURI BASKETBALL

## YEARLY RESULTS (SINCE 1962)

### 1995-96

Overall Record: 8-19  
Conference Record: 5-11/8th  
Head Coach: Ron Shumate

Date	Opponent	SE	OPP
N27	Oakland City	W	82 78
<u>Capital Bank Classic (Cape Girardeau, Mo.)</u>			
D1	Troy	W	109 91
D2	Mississippi Valley State	L	80 84
D5	at Fairfield	L	65 73

#### Pepsi Illini Classic (Champaign, Ill.)

D8	at Illinois	L	70 89
D9	vs. San Jose State	W	55 48
D14	at Southern Illinois	L	64 70
D16	Oral Roberts	L	58 74
J3	at Missouri	L	65 102
J6	at Eastern Kentucky*	L	73 89
J8	at Morehead State*	W	81 64
J11	UT Martin*	W	71 61
J13	at Middle Tennessee*	W	65 63
J15	at Austin Peay*	L	69 82
J20	Tennessee State*	L	70 82
J22	Tennessee Tech*	W	81 78 <sup>OT</sup>
J25	South Florida	L	41 67
F1	at Murray State*	L	77 81
F3	Morehead State*	W	76 74
F5	Eastern Kentucky*	L	76 79
F8	at UT Martin*	L	59 79
F10	Austin Peay*	L	71 84
F12	Middle Tennessee*	L	75 78
F17	at Tennessee Tech*	L	69 102
F19	at Tennessee State*	L	73 76
F22	Murray State*	L	61 79
F24	at Oral Roberts	L	69 85

\* - OVC Game

### 1996-97

Overall Record: 12-18  
Conference Record: 9-9/t4th  
Head Coach: Ron Shumate

Date	Opponent	SE	OPP
N29	Norfolk State	W	68 63
N30	Samford	L	57 63
D5	McKendree	L	59 72
D7	at Oklahoma	L	52 83
D9	at Louisiana Tech	W	69 65
D12	Southern Illinois	L	68 78
D15	at Missouri	L	50 64
D18	Oakland City	W	87 57

#### Puerto Rico Classic (Puerto Rico)

D30	vs. Cincinnati	L	57 80
D31	vs. Old Dominion	L	61 74
J1	vs. Fresno State	L	77 83
J4	at Austin Peay*	L	85 96
J6	at Tennessee State*	W	71 53
J9	UT Martin*	W	82 72 <sup>OT</sup>
J11	Eastern Kentucky*	W	70 68
J13	Morehead State*	W	94 75
J18	at Middle Tennessee*	W	78 76
J20	at Tennessee Tech*	L	82 86
J23	at Murray State*	L	75 77
J25	Eastern Illinois*	L	61 65
F1	Tennessee State*	W	78 75
F3	Austin Peay*	W	73 72
F6	Murray State*	L	75 86

F8	at Morehead State*	L	80 83
F10	at Eastern Kentucky*	L	76 84
F15	Tennessee Tech*	W	78 65
F17	Middle Tennessee*	W	85 76
F20	at UT Martin*	L	62 92
F22	at Eastern Illinois*	L	71 92

#### OVC Tournament

F25	at Middle Tennessee	L	74 89
-----	---------------------	---	-------

\* - OVC Game

### 1997-98

Overall Record: 14-13  
Conference Record: 10-8/5th  
Head Coach: Gary Garner

Date	Opponent	SE	OPP
N16	at Colorado	L	59 62
N21	Central Methodist	W	94 78
N26	Bradley	W	79 71
N29	Oakland City	W	60 27
D4	Tennessee State*	L	77 79 <sup>OT</sup>
D6	Austin Peay*	W	73 61
D11	at Southern Illinois	L	62 81
D13	at Missouri	L	64 65
D18	Truman State	W	79 65
D29	at Louisville	L	69 91
J3	at Morehead State*	W	64 61
J5	at Eastern Kentucky*	L	79 82 <sup>2OT</sup>
J8	Tennessee Tech*	W	69 51
J10	Middle Tennessee*	L	55 70
J13	at Tennessee State*	W	60 59
J15	at UT Martin*	L	82 91 <sup>2OT</sup>
J17	at Murray State*	L	66 101
J24	Eastern Illinois*	L	78 81 <sup>OT</sup>
J29	Morehead State*	W	99 79
J31	Eastern Kentucky*	W	97 78
F2	at Austin Peay*	W	81 57
F5	at Tennessee Tech*	L	57 77
F7	at Middle Tennessee*	W	85 76
F12	UT Martin	W	87 61
F14	Murray State*	L	71 82
F21	at Eastern Illinois*	W	84 77 <sup>OT</sup>

#### OVC Tournament

F24	at Austin Peay	L	46 76
-----	----------------	---	-------

\* - OVC Game

### 1998-99

Overall Record: 20-9  
Conference Record: 15-3/2nd  
Head Coach: Gary Garner

Date	Opponent	SE	OPP
N14	SIU Edwardsville	W	78 35
N17	at Bradley	L	47 49
N20	Central Methodist	W	84 65
N23	Louisiana Tech	L	72 84
D3	at Austin Peay*	W	74 65
D5	at Tennessee State*	W	70 49
D8	at Arkansas State	W	76 75
D10	Eastern Kentucky*	W	78 58
D22	at Missouri State	L	56 67
D28	vs. Southern Illinois ^	L	49 70
D30	at Oklahoma State	L	64 75
J4	Morehead State*	W	71 69
J7	at Middle Tennessee*	W	73 63
J9	at Tennessee Tech*	W	64 51
J12	Austin Peay*	W	87 71

J14	Murray State*	L	70 71
J16	UT Martin*	W	84 75 <sup>OT</sup>
J23	at Eastern Illinois*	W	81 70
J30	at Morehead State*	W	72 60
F2	Tennessee State*	W	61 54
F4	Middle Tennessee*	W	69 55
F6	Tennessee Tech*	L	62 68
F11	at Murray State*	L	52 62
F13	at UT Martin*	W	60 49
F16	at Eastern Kentucky*	W	77 61
F20	Eastern Illinois*	W	92 70

#### OVC Tournament

F23	Eastern Illinois	W	78 57
F26	vs. Middle Tennessee	W	82 74
F27	vs. Murray State	L	61 62

\* - OVC Game

^ - Game played at TWA Dome (St. Louis, Mo.)

### 1999-2000

Overall Record: 24-7  
Conference Record: 14-4/t1st  
Head Coach: Gary Garner

Date	Opponent	SE	OPP
N19	Western Carolina	W	93 69
N22	Rockhurst	W	67 58
N27	Montana	W	66 61
D2	at Tennessee Tech*	W	84 79
D4	Oakland City	W	79 45
<u>KGVO Coca-Cola Classic (Missoula, Mont.)</u>			
D10	at Montana	L	48 60
D11	vs. Robert Morris	W	55 44
D18	Arkansas State	W	74 71
D22	at Bradley	W	65 60
J2	at Southern Illinois	L	51 62
J6	Tennessee State*	W	79 46
J8	Austin Peay*	W	62 60
J10	at Middle Tennessee*	W	79 46
J13	at UT Martin*	L	66 75
J15	at Murray State*	W	84 78
J18	at Tennessee Tech*	W	61 50
J22	Eastern Illinois*	W	77 66
J27	Morehead State*	W	80 59
J29	Eastern Kentucky*	W	77 65
F3	at Tennessee State*	L	52 56
F5	at Austin Peay*	L	64 67 <sup>2OT</sup>
F8	Middle Tennessee*	W	76 56
F10	UT Martin*	W	80 68
F12	Murray State*	L	60 77
F19	at Eastern Illinois*	W	72 71
F24	at Morehead State*	W	74 58
F26	at Eastern Kentucky*	W	76 74

#### OVC Tournament

F29	UT Martin	W	76 74
M4	vs. Middle Tennessee	W	78 60
M5	vs. Murray State	W	67 56
<u>NCAA Tournament (Salt Lake City, Utah)</u>			
M16	vs. Louisiana State	L	61 64

\* - OVC Game



# SOUTHEAST MISSOURI BASKETBALL



## YEARLY RESULTS (SINCE 1962)

### 2000-01

Overall Record: 18-12  
Conference Record: 8-8/5th  
Head Coach: Gary Garner

Date	Opponent		SE	OPP
N17	Truman State	W	70	59
N21	Missouri S&T	W	87	63

#### Energia Systems Thanksgiving Tournament (Kansas City, Mo.)

N24	vs. Toledo	L	43	59
N25	vs. Robert Morris	W	78	53
N26	vs. Cleveland State	W	72	71
N29	at Mississippi Valley State	L	77	83
D5	Southern Illinois	W	87	84
D9	Tennessee Tech*	L	68	70
D16	Missouri State	W	73	71
D20	Campbell	W	81	54

#### Sierra Providence Sun Classic Tournament (El Paso, Texas)

D27	vs. Houston	L	64	69
D28	vs. Jackson State	W	72	63
J4	at Tennessee State*	W	88	57
J6	at Austin Peay*	L	60	88
J11	Murray State*	L	58	60
J13	UT Martin*	W	60	49
J20	at Eastern Illinois*	L	71	83
J22	at Morris Brown College	W	82	63
J27	at Morehead State*	W	74	71
J29	at Eastern Kentucky*	W	65	59
F1	Austin Peay*	L	72	77
F3	Tennessee State*	L	94	96
F6	at Tennessee Tech*	L	69	79
F8	at Murray State*	L	54	65
F10	at UT Martin*	W	81	73
F14	Morris Brown College	W	83	50
F17	Eastern Illinois*	W	75	73
F22	Eastern Kentucky*	W	81	70
F24	Morehead State*	W	63	61

#### OVC Tournament

F27	at Austin Peay	L	70	72 <sup>OT</sup>
-----	----------------	---	----	------------------

\* - OVC Game

### 2001-02

Overall Record: 6-22  
Conference Record: 4-12/8th  
Head Coach: Gary Garner

Date	Opponent		SE	OPP
N16	Birmingham Southern	L	51	62
N24	at Missouri State	L	63	73
N27	Arkansas-Little Rock	L	74	83
D1	Western Illinois	L	58	71
D5	at Vanderbilt	L	71	76
D8	North Alabama	W	75	68
D15	at Saint Louis	L	62	88
D17	Mississippi Valley State	L	70	82
D22	at Southern Illinois	L	80	92
D29	Lincoln University	W	77	68
J2	at Western Illinois	L	75	82
J5	at Eastern Illinois*	L	74	84
J7	Tennessee State*	L	82	94
J10	Eastern Kentucky*	W	95	75
J12	Morehead State*	L	53	59
J17	at UT Martin*	L	73	89
J19	at Murray State*	L	72	85
J24	Tennessee Tech*	L	62	75
J26	Austin Peay*	L	67	68
J31	at Tennessee State*	L	65	72

F2	at Tennessee Tech*	L	67	82
F7	at Morehead State*	L	75	91
F9	at Eastern Kentucky*	W	81	74
F14	UT Martin*	W	78	51
F16	Murray State*	L	86	92
F19	Eastern Illinois*	W	102	87
F23	at Austin Peay*	L	47	80

#### OVC Tournament

F26	at Tennessee Tech*	L	58	73
-----	--------------------	---	----	----

\* - OVC Game

### 2002-03

Overall Record: 11-19  
Conference Record: 5-11/7th  
Head Coach: Gary Garner

Date	Opponent		SE	OPP
N22	at Arkansas State	L	71	83
N25	Central Methodist	W	82	63

#### University Hoops Classic (New Orleans, La.)

N28	vs. Wisconsin-Milwaukee	W	89	75
N29	vs. Indiana State	L	55	68
D1	at Tulane	L	60	81
D4	Oakland City	W	88	66
D7	Southern Illinois	L	69	85
D14	at UMKC	W	66	58
D17	at Arkansas-Little Rock	L	56	81
D21	Missouri State	W	70	53
D29	at #18 Creighton	L	70	93
J4	Eastern Illinois*	L	75	85
J9	at Eastern Kentucky*	W	93	77
J11	at Morehead State*	L	63	77
J16	UT Martin*	L	80	88 <sup>OT</sup>
J18	Murray State*	W	78	68
J21	at Western Illinois	L	75	84
J25	at Austin Peay*	L	49	62
J30	Tennessee State*	W	87	67
F1	Tennessee Tech*	W	75	71
F4	at Eastern Illinois*	L	73	85
F6	Morehead State*	L	69	79
F8	Eastern Kentucky*	L	75	79
F13	at UT Martin*	L	61	77
F15	at Murray State*	L	65	71
F18	Western Illinois	W	53	52
F22	Austin Peay*	L	56	63
F27	at Tennessee Tech*	L	73	89
M1	at Tennessee State*	W	89	82

#### OVC Tournament

M4	at Morehead State	L	84	91
----	-------------------	---	----	----

\* - OVC Game

### 2003-04

Overall Record: 11-16  
Conference Record: 4-12/10th  
Head Coach: Gary Garner

Date	Opponent		SE	OPP
N21	Wisconsin-Green Bay	W	63	62
N24	Kentucky Christian	W	83	51

#### Montana Tournament (Missoula, Mont.)

N29	at Montana	L	50	61
N30	vs. Cal State-Santa Barbara	W	77	75
D3	at Southern Illinois	L	58	71
D6	UMKC	W	80	63
D9	at Arkansas	L	68	78
D13	Oakland City	W	79	67
D22	North Texas	W	75	68

D31	at DePaul	L	50	57
J3	at IPFW	W	77	75
J8	Austin Peay*	L	48	52
J10	Tennessee Tech*	L	69	71
J13	at Eastern Illinois*	W	84	64
J15	Tennessee State*	W	81	75
J22	at Tennessee Tech*	L	73	74
J24	at Austin Peay*	L	52	54
J29	at Jacksonville State*	L	64	79
J31	at Samford*	L	58	70
F5	UT Martin*	W	89	78
F7	Murray State*	L	74	80
F10	Eastern Illinois*	L	85	89
F14	at Tennessee State*	L	86	90
F19	Eastern Kentucky*	L	81	85
F21	Morehead State*	W	80	77
F26	at Murray State*	L	63	76
F28	at UT Martin*	L	71	88

\* - OVC Game

### 2004-05

Overall Record: 15-14  
Conference Record: 9-7/5th  
Head Coach: Gary Garner

Date	Opponent		SE	OPP
N19	at Bradley	L	73	77
N23	Rockhurst	W	81	64
N27	at Wisconsin-Green Bay	L	55	59
D1	at Western Kentucky	L	53	74
D4	South Dakota State	W	59	58
D9	Montana	L	66	69
D11	Central Methodist	W	83	77
D18	Southern Illinois	L	68	72
D22	at North Texas	L	62	69
D29	at Saint Louis	W	65	49
J1	Lincoln University	W	95	68
J6	at Austin Peay*	L	50	60
J8	at Tennessee Tech*	L	61	63
J11	Eastern Illinois*	W	79	60
J13	at Tennessee State*	L	101	105 <sup>2OT</sup>
J20	Tennessee Tech*	L	81	82 <sup>OT</sup>
J22	Austin Peay*	W	65	52
J27	Jacksonville State*	W	84	65
J29	Samford*	W	72	65 <sup>OT</sup>
F3	at UT Martin*	W	75	68
F5	at Murray State*	W	61	58
F8	at Eastern Illinois*	W	88	79
F12	Tennessee State*	W	85	68
F17	at Eastern Kentucky*	L	72	83
F19	at Morehead State*	L	66	88
F24	Murray State*	L	57	61
F26	UT Martin*	W	72	52

#### OVC Tournament

M1	at Murray State	W	61	58
M4	vs. Eastern Kentucky	L	52	69

\* - OVC Game





# SOUTHEAST MISSOURI BASKETBALL

## YEARLY RESULTS (SINCE 1962)

### 2005-06

Overall Record: 7-20  
Conference Record: 4-16/10th  
Head Coach: Gary Garner

Date	Opponent	SE	OPP
N18	Truman State	W	59 56
N21	IPFW	L	64 65
N24	at South Dakota State	W	75 68
N27	at Nebraska	L	54 69
D3	at UT Martin*	L	60 72
D8	Tennessee State*	W	70 69
D10	Tennessee Tech*	L	65 79
D16	Central Methodist	W	81 49
D18	at Samford*	L	53 68
D21	at Jacksonville State*	L	72 82
D28	at Illinois	L	64 89
J2	Eastern Kentucky*	W	68 62
J5	at Eastern Illinois*	W	72 60
J7	at Murray State*	L	68 81
J14	Austin Peay*	L	56 63
J19	at Tennessee State*	L	63 68
J21	at Tennessee Tech*	L	76 87
J26	Morehead State*	L	55 60
J28	Murray State*	L	69 76
J30	at Austin Peay*	L	62 73
F4	UT Martin*	L	55 66
F9	at Morehead State*	L	59 62
F11	at Eastern Kentucky*	L	51 80
F15	Eastern Illinois*	L	49 60
F18	at UC Riverside %	L	61 69
F23	Samford*	W	63 52
F25	Jacksonville State*	L	67 80

\* - OVC Game

% - ESPN BracketBuster

### 2006-07

Overall Record: 11-20  
Conference Record: 9-11/6th  
Head Coach: Scott Edgar

Date	Opponent	SE	OPP
N10	at Arkansas	L	52 92
<i>BP Top of the World Classic (Fairbanks, Alaska)</i>			
N17	vs. Drake	L	51 78
N18	vs. Centenary	L	51 83
N19	at Alaska	W	69 66
N24	UC Riverside	W	78 75
N27	at Evansville	L	45 65
N29	IPFW	L	65 84
D2	UT Martin*	W	81 79
D7	at Tennessee State*	L	72 75
D9	at Tennessee Tech*	L	76 91
D17	Jacksonville State*	L	67 70
D19	Samford*	L	64 65
D23	at Iowa State	L	71 87
D30	at Purdue	L	65 102
J2	at Eastern Kentucky*	W	88 74
J4	Eastern Illinois*	W	80 65
J8	at Murray State*	W	96 85
J13	at Austin Peay*	L	67 68
J18	Tennessee State*	W	92 78
J20	Tennessee Tech*	L	80 87
J24	at Morehead State*	W	61 59
J27	Murray State*	L	67 85
J29	Austin Peay*	L	73 75
F3	at UT Martin*	W	73 69
F8	Morehead State*	W	81 78

F10	Eastern Kentucky*	L	61 66
F13	at Eastern Illinois*	L	69 77
F17	Louisiana Tech %	L	56 72
F22	at Samford*	W	70 67
F24	at Jacksonville State*	L	72 78

### OVC Tournament

F27	at Tennessee Tech	L	60 88
-----	-------------------	---	-------

\* - OVC Game

% - ESPN BracketBuster

### 2007-08

Overall Record: 1-19  
Conference Record: 1-13/11th  
Head Coach: Scott Edgar

Date	Opponent	SE	OPP
N10	at Xavier	L	59 90
N14	at Illinois State	L	71 90
N16	Culver-Stockton	W ^	87 78
N20	Evansville	W ^	87 77

### Chicago Invitational Challenge (Hoffman Estates, Ill.)

N23	vs. Coppin State	L	99 102 <sup>20T</sup>
N24	vs. Longwood	W ^	82 78
N28	at Louisiana Tech	W ^	59 54
D1	at Bradley	L	72 90
D6	Tennessee State*	W ^	102 95
D8	Tennessee Tech*	W ^	84 74
D18	at Samford*	W ^	63 62
D20	at Jacksonville State*	W ^	81 80
D22	at Tulsa	L	51 89
D30	Central Methodist	W ^	76 63
J2	Eastern Kentucky*	W ^	66 55
J5	at Eastern Illinois*	W ^	82 71
J7	Murray State*	L	51 79
J12	at Austin Peay*	L	82 85
J17	at Tennessee State*	L	75 87
J19	at Tennessee Tech*	L	76 93
J24	Morehead State*	L	78 82
J26	at Murray State*	L	85 86
J29	Austin Peay*	W	121 116 <sup>30T</sup>
F2	UT Martin*	L	71 90
F7	at Morehead State*	L	63 75
F9	at Eastern Kentucky*	L	69 80 <sup>OT</sup>
F14	Eastern Illinois*	L	70 90
F16	at UT Martin*	L	85 98
F23	at Eastern Michigan %	L	82 86
F28	Samford*	L	62 68
M1	Jacksonville State*	L	83 86

\* - OVC Game

% - ESPN BracketBuster

^ - Indicates wins which were vacated due to NCAA infractions

### 2008-09

Overall Record: 3-27  
Conference Record: 0-18/10th  
Head Coach: Scott Edgar/Zac Roman

Date	Opponent	SE	OPP
N14	at New Mexico	L	59 102
N16	at Kansas State \$	L	68 88
N21	Culver-Stockton	W	89 50
N25	at Iowa \$	L	41 75
<i>Las Vegas Invitational (Las Vegas, Nev.)</i>			
N28	vs. Longwood	W	81 77
N29	vs. Oakland City	L	63 81
D4	Austin Peay*	L	67 91

D6	Tennessee State*	L	72 83
D10	at Western Illinois	L	66 71
D14	at Bradley	L	62 75
D21	Western Illinois	W	64 63
D23	at Arkansas State	L	67 86
D31	SIU Edwardsville	L	69 70
J3	at Tennessee Tech*	L	76 103
J5	at Jacksonville State*	L	66 71
J10	Eastern Illinois*	L	63 83
J12	UT Martin*	L	67 81
J15	Morehead State*	L	67 73
J17	Eastern Kentucky*	L	71 74
J22	at UT Martin*	L	73 86
J24	at Murray State*	L	55 80
J29	Jacksonville State*	L	68 78
J31	Tennessee Tech*	L	75 91
F7	at Eastern Illinois*	L	62 70
F12	at Eastern Kentucky*	L	64 84
F14	at Morehead State*	L	67 79
F17	Murray State*	L	60 79
F21	Northern Illinois %	L	73 97
F26	at Tennessee State*	L	82 87
F28	at Austin Peay*	L	78 88

\* - OVC Game

% - ESPN BracketBuster

\$ - Las Vegas Invitational

Zac Roman served as head coach for the final 18 games of the 2008-09 season

### 2009-10

Overall Record: 7-23  
Conference Record: 3-15/9th  
Head Coach: Dickey Nutt

Date	Opponent	SE	OPP
N14	at Saint Louis	L	41 59
N18	Arkansas State	L	49 73
N22	at Northern Illinois	W	70 64 <sup>OT</sup>
N24	Eastern Michigan	L	76 86
<i>Basketball Travelers Classic (Normal, Ill.)</i>			
N27	vs. St. Bonaventure	L	44 67
N28	at Illinois State	L	53 93
N29	vs. Norfolk State	W	75 54
D3	at Austin Peay*	L	71 76 <sup>OT</sup>
D5	at Tennessee State*	W	74 66
D9	Southern Illinois	L	65 86
D12	Williams Baptist College	W	116 60
D22	at Memphis	L	57 87
J2	Tennessee Tech*	L	73 82
J4	Jacksonville State*	W	78 66
J9	at Eastern Illinois*	L	68 88
J14	at Morehead State*	L	40 80
J16	at Eastern Kentucky*	L	63 79
J21	UT Martin*	W	77 63
J23	Murray State*	L	61 80
J28	at Jacksonville State*	L	55 58
J30	at Tennessee Tech*	L	68 82
F2	SIU Edwardsville	W	68 49
F6	Eastern Illinois*	L	49 75
F9	at UT Martin*	L	70 73
F11	Eastern Kentucky*	L	56 59
F13	Morehead State*	L	54 73
F16	at Murray State*	L	68 80
F20	at Miami (Ohio) %	L	53 69
F25	Tennessee State*	L	67 74
F27	Austin Peay*	L	68 71 <sup>OT</sup>

\* - OVC Game

% - ESPN BracketBuster





# SOUTHEAST MISSOURI BASKETBALL



## YEARLY RESULTS (SINCE 1962)

### 2010-11

Overall Record: 10-22  
Conference Record: 6-12/t7th  
Head Coach: Dickey Nutt

Date	Opponent	SE	OPP
N13	at UAB	L	56 78
N16	at Florida Gulf Coast	L	78 89
N20	at UMKC	L	62 70
N22	Grambling State	L	76 77 OT
N24	at Arkansas	L	56 66
N27	Arkansas State	L	50 56
D2	Austin Peay*	L	60 78
D4	Tennessee State*	L	67 77
D6	at Iowa State	L	58 85
D8	at Southern Illinois	L	68 83
D11	Hannibal-LaGrange	W	101 52
D19	at Jacksonville State*	W	76 67
D21	at Tennessee Tech*	W	77 75
D29	at SMU	L	59 71
J3	UT Martin*	W	82 75
J8	Eastern Illinois*	W	78 75
J13	Morehead State*	L	63 76
J15	Eastern Kentucky*	L	52 64
J20	at UT Martin*	L	69 79
J22	at Murray State*	L	58 96
J27	Jacksonville State*	L	56 65 OT
J29	Tennessee Tech*	L	86 93
F5	at Eastern Illinois*	W	70 64
F7	at SIU Edwardsville	W	83 63
F10	at Eastern Kentucky*	L	64 77
F12	at Morehead State*	L	52 64
F16	Murray State*	W	64 57
F19	Sacramento State %	W	67 52
F24	at Tennessee State*	L	52 57
F26	at Austin Peay*	L	52 75
<u>OVC Tournament</u>			
M2	vs. Eastern Kentucky	W	65 49
M3	vs. Austin Peay	L	60 76

\* - OVC Game  
% - ESPN BracketBuster

### 2011-12

Overall Record: 15-16  
Conference Record: 9-7/5th  
Head Coach: Dickey Nutt

Date	Opponent	SE	OPP
N11	at Missouri	L	68 83
N14	Harris-Stowe	tW	95 60
N16	at Bradley	L	65 66
N20	at Oregon	L	61 86
N23	Hannibal-LaGrange	W	82 72
N26	Miami (Ohio)	W	64 57
N29	at Arkansas State	L	63 79
D3	Southeastern Louisiana	W	63 61 OT
D5	at Central Arkansas	L	72 88
D10	UMKC	L	69 74
D19	SMU	L	65 84
D22	at Sacramento State	W	77 76
D28	Morehead State*	W	67 51
J2	Jacksonville State*	W	74 56
J5	at UT Martin*	W	73 71
J7	at Eastern Kentucky*	L	59 63
J12	SIU Edwardsville*	W	85 68
J14	Eastern Illinois*	W	80 73
J21	at Tennessee Tech*	L	62 77
J26	Austin Peay*	W	65 60

J30	at Eastern Illinois*	W	74 53
F2	at Murray State*	L	73 81
F4	Tennessee State*	L	72 75
F9	UT Martin*	W	86 56
F11	at SIU Edwardsville*	W	85 72
F15	Murray State*	L	66 75
F18	at McNeese State %	L	61 74
F23	at Jacksonville State*	L	59 69
F25	at Austin Peay*	L	59 68
<u>OVC Tournament</u>			
F29	vs. Eastern Kentucky	W	75 65
M1	vs. Tennessee Tech	L	73 77

\* - OVC Game  
% - ESPN BracketBuster

### 2012-13

Overall Record: 17-16  
Conference Record: 8-8/t5th/2nd OVC West  
Head Coach: Dickey Nutt

Date	Opponent	SE	OPP
N9	at Kansas \$	L	55 74
N12	Lyon College	W	89 61
N15	McNeese State	W	64 53
<u>CBE Classic (Chattanooga, Tenn.)</u>			
N18	at Chattanooga	W	77 65
N19	vs. Louisiana Tech	L	63 67
N20	vs. Troy	L	56 59
N24	at Illinois-Chicago	L	45 56
N26	Hannibal-LaGrange	W	96 55
N29	at New Orleans	W	83 67
D1	at Southeastern Louisiana	W	61 58
D4	at Missouri	L	65 81
D8	Central Arkansas	L	85 88
D19	New Orleans	W	94 71
D22	at UMKC	W	66 65
D29	UT Martin*	W	65 60
J3	Austin Peay*	W	86 84
J5	Murray State*	L	66 74
J10	at Belmont*	L	72 107
J12	at Tennessee State*	L	69 81
J17	Morehead State*	L	59 75
J19	Tennessee Tech*	W	74 62
J24	at SIU Edwardsville*	L	77 80
J26	at Eastern Illinois*	L	72 78 OT
F2	Eastern Kentucky*	L	72 81
F7	SIU Edwardsville*	W	76 67
F9	Eastern Illinois*	W	77 64
F16	at UT Martin*	W	96 74
F20	at Jacksonville State*	L	65 67
F23	Ball State %	L	82 85
F28	at Austin Peay*	W	108 81
M2	at Murray State*	W	84 68
<u>OVC Tournament</u>			
M6	vs. Eastern Illinois	W	78 68
M7	vs. Eastern Kentucky	L	69 84

\* - OVC Game  
% - ESPN BracketBuster  
\$ - CBE Classic

### 2013-14

Overall Record: 18-14  
Conference Record: 8-8/6th/2nd OVC West  
Head Coach: Dickey Nutt

Date	Opponent	SE	OPP
N8	at Saint Louis	L	64 87
N11	Central Baptist	W	118 56
N16	at IUPUI	W	76 68
N18	at Ball State	L	83 87
N22	Mid-Continent	W	109 64
<u>Cure UCD Classic (Puerto Vallarta, Mexico)</u>			
N29	vs. Northern Kentucky	W	79 65
N30	vs. Tulane	W	102 72
D1	vs. Texas State	W	82 74
D7	at Southeastern Louisiana	W	74 73
D14	Illinois-Chicago	L	69 75
D21	at Memphis	L	65 77
D23	IUPUI	W	83 79 OT
D29	at Missouri State	L	78 81
J2	at Murray State*	L	75 82
J4	at Austin Peay*	L	74 80
J9	Belmont*	L	94 107
J11	Tennessee State*	W	102 94
J16	at Morehead State*	L	67 80
J18	at Tennessee Tech*	W	83 74
J23	SIU Edwardsville*	W	82 78
J25	Eastern Illinois*	L	74 77
J29	UMKC	W	91 81
F1	at Eastern Kentucky*	L	78 79
F6	at SIU Edwardsville*	L	88 93 OT
F8	at Eastern Illinois*	W	74 68
F12	UT Martin*	L	70 79
F20	Jacksonville State*	W	87 70
F22	at UT Martin*	W	77 74
F27	Austin Peay*	W	83 80
M1	Murray State*	W	118 115 20T
<u>OVC Tournament</u>			
M5	vs. Eastern Illinois	W	79 61
M6	vs. Eastern Kentucky	L	76 84

\* - OVC Game





# SOUTHEAST MISSOURI BASKETBALL

## YEARLY RESULTS (SINCE 1962)

### 2014-15

Overall Record: 13-17  
Conference Record: 7-9/8th/5th OVC West  
Head Coach: Dickey Nutt

Date	Opponent	SE	OPP
<u>Loyola Marymount Classic (Los Angeles, Calif.)</u>			
N14	at Loyola Marymount	L	66 76
N15	vs. San Diego	L	56 67
N18	Hannibal-LaGrange	W	86 49
N22	at Central Arkansas	W	74 68
N25	at Bowling Green	L	54 62
N29	Alabama A&M	W	85 51
D2	at Missouri	L	61 65
D6	Southeastern Louisiana	W	63 59
D10	Southern Illinois	W	55 54
D13	Missouri State	L	61 73
D20	at Arkansas \$	L	67 84
D22	at Ole Miss !	L	51 82
D28	Harris-Stowe	W	94 66
J1	at Belmont*	L	77 78
J3	at Tennessee State*	W	77 62
J8	Morehead State*	L	57 70
J10	Eastern Kentucky*	L	55 68
J14	at Jacksonville State*	W	69 52
J17	Tennessee Tech*	W	65 61
J24	at UT Martin*	L	53 70
J29	SIU Edwardsville*	L	61 75
J31	at Austin Peay*	W	70 64
F5	at Murray State*	L	72 82
F7	Eastern Illinois*	W	68 64
F12	UT Martin*	W	98 76
F14	Murray State*	L	92 94 <sup>OT</sup>
F19	at SIU Edwardsville*	L	72 75
F22	at Eastern Illinois*	L	65 73
F28	Austin Peay*	W	89 65
<u>OVC Tournament</u>			
M4	vs. Morehead State	L	74 79

\* - OVC Game

### 2015-16

Overall Record: 5-24  
Conference Record: 2-14/12th/6th OVC West  
Head Coach: Rick Ray

Date	Opponent	SE	OPP
N13	at Dayton	L	53 84
N15	at Evansville	L	65 80
N19	at Alabama A&M	L	56 74
N24	at UT Rio Grande Valley	L	74 83
N28	Loyola Marymount	L	60 73
D2	at Southern Illinois	L	50 74
D5	at Memphis	L	65 80
D8	Bowling Green	L	52 79
D12	Ole Miss	L	64 75
D19	at Northern Kentucky	L	69 79
D22	at Missouri State	W	78 74
D27	Harris-Stowe	W	94 84
D31	Belmont*	L	82 92
J2	Tennessee State*	L	66 72
J7	at Morehead State*	L	69 96
J9	at Eastern Kentucky*	L	69 88
J13	Jacksonville State*	L	60 74
J16	at Tennessee Tech*	L	55 91
J19	Hannibal-LaGrange	W	84 61
J24	UT Martin*	W	68 60 <sup>OT</sup>
J28	at SIU Edwardsville	W	58 51
J30	Austin Peay*	L	80 86

F4	Murray State*	L	72 78
F6	at Eastern Illinois*	L	69 78
F11	at UT Martin*	L	64 77
F13	at Murray State*	L	56 83
F18	SIU Edwardsville*	L	69 72
F20	Eastern Illinois*	L	68 71
F27	at Austin Peay*	L	75 83

\* - OVC Game

### 2016-17

Overall Record: 15-18  
Conference Record: 9-7/5th/2nd OVC West  
Head Coach: Rick Ray

Date	Opponent	SE	OPP
N11	at Illinois	L	62 81
N13	Hannibal-LaGrange	W	86 54
N16	at Western Illinois	W	74 71
N18	at Bradley	L	78 84
N22	UT Rio Grande Valley	W	83 72
N28	at UMKC	L	75 86
D1	Central Arkansas	W	87 63
D4	at Indiana	L	55 83
D7	Missouri State	L	71 79
D10	Northern Kentucky	L	66 80
<u>Las Vegas Classic (Las Vegas, Nev.)</u>			
D17	at Missouri State	L	71 79
D19	at DePaul	L	78 81
D22	vs. Chicago State	L	65 74
D23	vs. Cornell	L	62 78
D29	Henderson State	W	89 75
D31	Eastern Kentucky*	W	81 48
J5	at Tennessee State*	L	62 65
J7	at Belmont*	L	75 87
J10	Tennessee Tech*	W	83 78
J14	at UT Martin*	L	69 79
J19	SIU Edwardsville*	W	79 76
J21	Eastern Illinois*	W	83 71
J26	at Murray State*	W	75 74
J28	at Austin Peay*	W	82 71
F1	at Jacksonville State*	L	62 74
F4	Morehead State*	L	81 89
F9	at SIU Edwardsville*	W	71 67
F11	at Eastern Illinois*	L	80 86 <sup>OT</sup>
F18	UT Martin*	W	90 61
F23	Murray State*	W	82 69
F25	Austin Peay*	L	79 88

<u>OVC Tournament</u>			
M1	vs. Tennessee State	W	78 75 <sup>OT</sup>
M2	vs. Jacksonville State	L	51 74

\* - OVC Game

### 2017-18

Overall Record: 14-17  
Conference Record: 8-10/7th  
Head Coach: Rick Ray

Date	Opponent	SE	OPP
N10	Missouri Baptist	W	81 69
<u>Cancun Challenge (\$ - Played in Riviera Maya, Mexico)</u>			
N13	at Louisiana Tech	L	95 96 <sup>OT</sup>
N16	at Evansville	L	50 66
N21	vs. Cal State Northridge \$	W	74 59
N22	vs. Montana State \$	L	82 88
N26	North Carolina Central	L	70 77
N28	Hannibal-LaGrange	W	83 59
D2	at North Carolina Central	W	86 77
D6	UMKC	W	91 87
D9	at Southern Illinois	W	75 69
D16	at Kansas State	L	71 89
D20	Bradley	L	67 75
D22	at Saint Louis	L	48 78
D28	Belmont*	L	72 94
D31	Tennessee State*	W	77 65
J4	at Murray State*	L	73 89
J6	at Austin Peay*	L	71 76
J11	Morehead State*	W	78 75
J13	Eastern Kentucky*	L	86 91
J18	at SIU Edwardsville*	W	86 74
J20	at Eastern Illinois*	W	86 74
J25	at Tennessee Tech*	L	65 76
J27	at Jacksonville State*	L	60 78
F1	Murray State*	L	75 87
F3	Austin Peay*	L	81 96
F8	at Morehead State*	W	78 62
F10	at UT Martin*	W	81 77 <sup>OT</sup>
F15	Eastern Illinois*	W	80 73
F17	SIU Edwardsville*	W	79 74
F22	at Eastern Kentucky*	L	88 91
F24	UT Martin*	L	66 72

\* - OVC Game



# SOUTHEAST MISSOURI BASKETBALL



## ALL-TIME LETTERMEN

Name	Letters	Years	Bruce Bisset	1	1932-33	Bob Coffey	2	1948-50	Ray Estes	4	1949-53
Fred Abraham	2	1998-00	Paul Blain	2	1959-61	Johnnie Coleman	3	1988-91	Gary Evans	1	1958-59
Hayes Adams	3	1935-39	John Boggio	2	2002-04	Ladarius Coleman	1	2014-15	Ron Evans	1	1982-83
Jeff Adams	1	1979-80	Luther Bonds	2	1992-94	Cleo Conley	2	1986-88	John Everette	1	1990-91
Paul Adams	1	1953-54	Roy Booker	1	2005-06	Curtis Conyears	1	1980-81	Colin Ferguson	1	2012-13
Aaron Adeoye	1	2014-15	John Boos	1	1971-72	Paul Copeland	4	1952-56	Walter Ford	4	1928-32
Tony Agosti	2	1938-40	Neal Botsch	1	1967-68	Barry Copelin	1	1977-78	Danny Foster	1	1978-79
Anthony Allison	2	2009-11	John Boyd	2	1966-68	Vernon Cornego	2	1972-74	Ken Foster	1	1953-54
Fred Anderson	2	1968-70	John Bradford	2	1950-52	Kahn Cotton	2	1997-99	Brandon Foust	2	2006-08
Jim Anderson	2	1970-72	Jarekious Bradley	2	2013-15	C.A. Cox	1	1948-49	Waylon Francis	2	2004-06
Rolla Anderson	2	1941-43	Claude Bragg	4	1928-32	Floyd Cox	3	1957-60	Jerry Freshwater	4	1991-95
Tony Anderson	1	2015-16	Roscoe Branch	2	1939-41	Adam Crader	3	2001-04	Brent Fraeauf	2	1976-78
Joel Angus III	1	2015-16	Mike Branson	2	1998-00	Mike Crain	2	1992-94	Bill Funkhouser	1	1958-59
Chris Arand	4	1981-85	Brandon Braswell	2	1989-91	Jewel Crawford	4	1980-84	<b>Isaiah Gable</b>	<b>1</b>	<b>2017-18</b>
Kevin Arand	2	1972-74	<b>Ledarrius Brewer</b>	<b>1</b>	<b>2017-18</b>	Erwin Crecelius	1	1920-21	Jonathon Gaines	2	1990-92
Paul Arand	2	1978-80	Larry Briggs	4	1967-71	Wayne Crippen	3	1956-59	Denny Gamon	2	1962-64
Ron Armstrong	2	1984-86	Harold Brinkopf	2	1948-50	Reginald Crisp	2	1995-97	Nolan Goulding	1	1960-61
Jim Baker	3	1972-75	James Brinkopf	2	1944-46	Grover Crites	2	1936-38	Milton Gehrs	3	1926 30
Mark Baker	2	1973-75	Leon Brinkopf	1	1944-45	Cliff Cromer	2	1944-46	Bill George	4	1953 57
Bob Ballenger	3	1954-57	Marcus Brister	2	2010-12	Nate Crowden	2	1978-80	Bill Giessing	4	1959-63
Elmer Balzer	3	1952-55	Randy Brock	1	1983-84	<b>Jonathan Dalton</b>	<b>2</b>	<b>2016-18</b>	Gary Gilbert	4	1951-55
Rae-Vonn Banks	1	2009-10	Lew Brookins	2	1981-83	Lyman Dole	1	1926-27	Bill Cohen	2	1941-43
Desi Barmore	1	1978-79	Keith Brooks	3	1989-94	Tim Daughtery	4	1921-26	George Godwin	4	1934-38
James Barnes	2	1990-92	Erwin Brown	1	1977-78	Charles Davenport	4	1965-69	Reggie Golson	2	2003-05
Alan Barnett	2	1981-83	Byron Bruffee	2	1956-58	Eugene Dawson	1	1949-50	Robert Goodwin	3	1947-50
Cary Barks	1	1976-77	Dante Bryant	1	1996-97	Jerome Days	2	1994-96	Dainmon Gonner	2	2003-05
Rae-Vonn Banks	1	2010-11	Harold Buckhorn	1	1950-51	Drew DeMond	3	2001-02	Monte Gordon	2	2001-02
Wally Barrows	1	1953-54	Hartford Buckminister	2	1925-27	Kip Denkins	2	1986-88	Dennis Govro	1	1921-22
Ray Bartle	2	1978-80	Brian Bunche	2	1998-00	Bill DePriest	1	1969-70	Bill Graham	2	1954-56
Bob Basola	2	1963-65	John Burford	1	1920-21	Eelco Derks	4	1989-93	Twyman Grant	1	1923-24
Roland Bassett	2	1975-77	Roscoe Burgess	3	1927-30	Don Deleting	2	1955 57	Cole Grapperhaus	1	2002-03
Alex Beason	1	1991-92	Bob Burns	1	1945-46	Russell Devore	4	1929-33	Darrian Gray	2	2013-15
Jack Becker	1	1964-65	Don Burt	1	1943-44	Danny Dohogne	2	1989-91	Ron Gray	3	1958-61
Jack Behrens	3	1940-43	Cameron Butler	2	2009-11	Robby Dosier	1	2015-16	Weldon Gray	1	1948-49
Bill Bekebrede	2	1964-66	Joe Cagle	4	1973-77	Glen Doughty	1	1975 76	Bill Green	1	1974-75
Ryan Belcher	1	2004-05	Don Call	2	1969-71	Roger Drake	2	1967-69	Brent Gregston	2	1970-72
Jaylen Benton	1	2016-17	Jamaal Calvin	4	2013-17	Jimmy Drew	2	2006-08	Brandon Griffin	2	2002-04
Jim Belobraydic	2	1950-52	George Camp	1	1960-61	Tom Drexler	2	1963-65	Ken Grindstaff	1	1953-54
Sam Below	2	1961-63	Dan Campbell	1	1945-46	Delray Drury	1	1969-70	Mike Gross	4	1960-65
Farrell Benefiel	2	1947-49	James Campbell	2	1980-82	Ken Dyson	1	1960-61	R.C. Grossheider	2	1966-68
Mark Bentlage	2	1975-78	Jacob Carey	1	1978-79	Tahj Eaddy	1	2016-17	Ketshner Guerrier	2	2004-06
Clarence Bergman	3	1928-31	Jim Carter	2	1964-66	John Economos	2	1995-97	Kyle Gullett	1	2015-16
Joe Bertling	1	1951-52	Randy Carter	3	1973-76	Cecil Edmondson	1	1921-21	Carrel Gunnell	1	1940-41
Charlie Bertrand	4	1964-68	Chris Chambers	2	1994-96	Chris Edwards	4	1983-87	Eddie Gunns	1	1991-92
Mark Beussink	2	1975-77	Joseph Chavez	1	1944-45	Rich Eichhorst	4	1952-56	Charles Haas	1	1956-57
Carl Bidewell	3	1940-43	Antonius Cleveland	4	2013-17	William "Bud" Eley	4	1995-99	Bob Hagedorn	1	1958-59
Burl Billington	1	1938-39	Percy Clippard	3	1949-52	Riley Ellis	2	1984-86	Brett Hale	4	2001-05
Leonard Bishop	2	1972-74	Kirt Cochran	2	1984-86	Bill Engleman	2	1950-52	Weldon Hager	3	1943-48



**PROTECT  
THIS HOUSE.**





# SOUTHEAST MISSOURI BASKETBALL

## ALL-TIME LETTERMEN

C. P. Harris	3	1922-25	Fred Johnson	1	1971-72	Charles LaPierre	3	1930-34	Lennies McFerron	1	1973-74
Darryl Harris	3	1981-89	Kenny Johnson	1	2001-02	<b>Mark Laros</b>	<b>1</b>	<b>2017-18</b>	William McGheehon	4	1945-49
Mort Harris	3	1926-29	Mark Johnson	2	1993-95	Mitchell Launius	1	1945-46	Eric McGill	1	2015-16
Eddie Hart	2	1981-85	Nino Johnson	4	2011-15	Larry Lawrence	2	1972-74	Harold McLaughlin	1	1947-48
Marcus Harvey	1	1972-73	Roderick Johnson	2	1998-00	Archie Lawson	2	1986-88	Gary McLeod	1	1957-58
Allen Hatchett	2	1995-97	A.J. Jones	1	2012-13	Mark Lewis	2	1983-85	Alvin McRaven	2	1944-47
Jim Haug	2	1984-86	Bijon Jones	1	2008-09	Mike Lewis	4	1987-91	Paul McRoberts	1	2013-14
Arvin Haynes	2	1977-79	Calvin Jones	2	1988-90	Joe Loewe	1	1953-54	Terry Mead	2	1981-83
Les Hemmer	2	1962-64	Eric Jones	1	2005-06	Jim Logan	2	1979-81	Ray Meton	1	1942-43
Damarcus Henc	4	2001-04	Isiah Jones	2	2014-16	Jim Long	1	1969-70	John Merrick	2	1967-69
Cornall Henderson	4	1972-76	J.T. Jones	1	2014-15	Ken Long	1	1956-58	Robert Merrick	4	1946-50
Ted Henderson	1	1987-88	Nyah Jones	2	1999-01	John Lorberg	1	1957-58	Don Metz	3	1967-70
Malcolm Henry	4	1985-89	Rob Jones	1	1990-91	Mike Lerch	1	1960-61	Jim Meyer	1	1963-64
Ralph Henson	3	1985-88	Rolin Jones	3	1932-35	<b>Donnie Lewis</b>	<b>1</b>	<b>2017-18</b>	Louis Meyer	4	1921-25
Charles Herbert	3	1985-88	Sam Jones	1	1932-33	Ralph Lowry	1	1944-45	Paul Meyer	3	1956-59
Jaycen Herring	1	2008-09	Tony Jones	2	1983-85	Kenneth Luke	2	1936-38	Kermit Meystedt	3	1964-67
Ron Hextell	1	1965-66	Waylan Jones	2	2010-12	Joe Luker	1	1960-61	Iverson Mitchei	2	1923-25
Gene Hill	2	1964-66	Bill Jordan	4	1960-64	Bob Lutsch	1	1961-62	Dwayne Miles	2	1956-58
Jim Hill	1	1980-81	Kenny Jordan	2	1979-81	Richard Lyte	1	1996-97	LaQuentin Miles	1	2009-10
Johnny Hill	4	2006-10	Perry Kegly	2	1959-61	Doyle Mabury	4	1955-59	Bob Miller	4	1960-64
Sam Hill	2	1972-74	Quinton Kellar	2	1994-47	William Mahew	2	1925-27	Dennis Miller	1	1925-26
James Hines	2	1949-51	Lakeo Keller	2	1996-98	Denzel Mahoney	2	2016-18	Jack Miller	1	1921-22
Willard Hobbs	2	1929-31	Trey Kellum	2	2015-17	Bob Manns	2	1950-52	John Miller	1	1969-70
Floyd Hodge	1	1960-61	Coultas Kemp	1	1927-28	Rod Mansker	1	1957-58	Dan Milligan	4	1965-69
Paul Holifield	1	1960-61	Joe Kersting	1	1951-52	Dennis Maritz	4	1970-74	Don Mirth	2	1956-58
Will Holifield	1	2013-14	Arthur Kiehne	4	1923-27	Kevin Marquardt	2	1978-80	Tom Mitchel	2	1974-76
Anthony Holt	1	1994-95	Edwin Kiehne	2	1921-25	Gerald Martin	1	1960-61	Bob Mize	2	1947-49
Richard Hoot	1	1944-45	Harold Kiehne	4	1934-38	Fred Masteller	2	1933-35	Nick Momot	1	1949-50
Ron Hooten	1	1960-61	Bill Kies	1	1937-38	Guy Matthews	1	1921-22	David Montgomery	2	1996-98
Brainard Hope	1	1927-28	Aven Kinder	1	1923-24	Don Maxey	3	1949-52	Herbert Moore	2	1921-23
Charles Hopson	1	1986-87	Demetrius King	2	2001-03	Andy Maxwell	1	1970-71	Kenard Moore	1	2008-09
Zach House	2	2010-12	James King	1	1969-70	Jajuan Maxwell	3	2006-10	Jermall Morgan	2	1993-95
Bob Howard	1	1948-49	Jim King	1	1970-71	Dan May	4	1967-71	Matt Morris	4	1997-01
Steve Howell	2	1964-66	Mike Kirby	2	1976-78	Carl Mayer	4	1935-40	Michael Morris	4	1984-88
Brady Howe	1	1974-75	Dave Kirk	1	1963-64	Harold McAdams	2	1983-85	Ray Mosby	2	1975-77
William Hubbard	4	1931-35	Israel Kirk	2	2008-10	Leo McClard	1	1944-45	Russ Mothershead	3	1975-78
Camille Huber	4	1930-34	Robert Kirkpatrick	1	1955-56	Leroy McClard	1	1944-45	Herb Mulkey	4	1938-42
Herman Hunt	1	1970-71	Devron Kirksey	3	1994-97	Tony McClellon	3	1980-83	Gene Munger	3	1953-56
Mike Hunt	1	1977-78	Richard Klasing	1	1949-50	Donnie McClinton	2	1982-84	Greg Neihart	1	1971-72
Paul Hunter	3	1925-28	Terry Klein	1	1966-67	Eric McCrary	1	2009-10	Mike Nelke	1	2003-05
Jere Huss	1	1961-62	Jack Klosterman	4	1941-48	Emmanuel McCuthison	2	1999-01	Willis Nichols	3	1946-49
Carl Jacobs	1	1978-79	Tom Krebs	3	1956-59	Charles McDermott	1	1943-44	Carl Nicholson	2	1985-88
Lynn James	1	1924-25	Devon Lake	3	1989-93	Gene McDonald	4	1933-37	Jerry Nicholson	1	1967-68
Paul Jenkins	1	1925-26	Luther Lake	1	1926-27	Joe McDonald	4	1933-37	Larry Nickell	1	1960-61
Bob Johnson	1	1977-78	Jeff Landgraf	3	1970-73	Larry McDonnell	1	1943-44	Nick Niemczyk	2	2011-13
Cory Johnson	2	1997-99	Vernon Landgraf	2	1942-47	Lloyd McDowell	2	1934-36	Pat Niemczyk	1	1979-80
David Johnson	2	2006-08	Eddie Lane	1	1981-82	Ray McFarland	1	1956-57	Doan Noce	1	1927-28
Don Johnson	1	1977-79	Josh Langford	2	2013-15	Ernest McFerron	2	1974-76	Henry Norman	3	1935-38

# SOUTHEAST MISSOURI BASKETBALL



## ALL-TIME LETTERMEN

William Norvell	1	1943-44	John Richie	1	1958-59	Marland Smith	4	2009-13	Robert Umfleet	1	1956-57
Marion Nothdurft	1	1937-38	Irvin Richmond	3	1937-40	Michael Smith	1	1980-81	Larry Underwood	3	1965-68
Logan Nutt	1	2011-12	Albert Riedel	1	1943-44	Travis Smith	4	1994-98	Herb Upton	4	1944-49
Lucas Nutt	4	2010-14	Don Ringstaff	2	1962-64	Elmer Solberg	2	1947-49	Steve Valli	2	1973-75
Roger Oldfield	1	1957-58	Ray Rippelmeyer	3	1953-55	Bob Speidel	2	1949-51	Tim Van Meter	2	1920-22
Frank Owen	4	1932-36	Carl Ritter	4	1958-63	Mark Steighorst	1	1971-72	Urah Vardell	1	1958-59
Nathan Owen	2	1997-99	Kevin Roberts	2	2001-03	Butch Steigman	2	1961-63	Bob Varel	1	1965-66
Dan Padgett	2	1979-81	Bill Robinson	2	1953-55	James Stephens	1	1959-60	Anthony Vernon	4	1980-84
Larry Page	1	1982-83	Pili Robinson	2	1991-95	Jaylin Stewart	1	2015-16	Freddie Vest	1	1948-49
Paul Paradoski	2	2004-06	Larry Rogers	1	1974-75	Hunter Stiegemeier	2	1976-78	Ed Viehmann	1	1953-54
William Parker	3	1937-40	Terry Rogers	1	2001-02	Randy Stockbarger	1	1969-70	Milos Vranes	2	2016-18
Josh Payne	1	1994-95	Terrill Rolling	2	1990-92	Michael Stokes	2	1999-01	Tom Wade	1	1977-78
Mike Payne	2	1970-72	Elmer Rudloff	2	1956-58	Tyler Stone	3	2011-14	Jerry Walker	1	1969-70
Roderick Pearson	2	2006-08	Jack Russell	4	1940-44	Kyle Stroder	1	2013-14	Marvin Walker	1	1958-59
Sam Pearson	1	2009-10	LaMont Russell	2	2008-10	Robert Stout	1	1948-49	Randy Walker	1	1944-45
Thomas Peeler	1	1948-49	Dwayne Rutherford	4	1986-90	John Stuhlmann	1	1967-68	Marcus Wallace	1	2014-15
Dionte Perry	1	2006-07	Stanley Rutledge	3	1986-89	Jerry Suedekum	1	1964-65	Demetrius Watson	2	1997-99
Dorst Pfotenhauer	4	1926-30	Mike Ryan	1	1976-77	Owen Suggs	1	1975-76	Daniel Weaver	2	2000-02
Dawson Pikey	2	1959-61	Fred Saalfeld	2	1954-56	Charles Sullivant	1	1949-50	Warren Wendling	2	1980-82
Dave Pilla	1	1976-77	Brandon Samuels	1	1991-92	Doyle Summers	1	1922-23	Calvert White	2	1996-98
Garry Pirsch	4	1972-76	Amory Sanders	2	1999-01	Elmer Sutterfield	1	1922-23	Derrick White	2	1993-95
Michael Poole	2	1982-84	Scott Sanford	1	1992-93	James Sutton	2	1993-95	Ed White	1	1943-44
Michael Porter	2	2011-13	John Sanchez	4	1976-80	Steve Switzer	1	1983-84	Jared White	1	2012-13
Otto Porter	2	1979-81	Chester Sarff	2	1929-31	Robert Talbert	2	1927-29	Tyrell White	2	2005-07
Leon Powell	2	2010-12	Jefferson Sarff	1	1928-29	Steve Tappmeyer	2	1977-79	Jim Wiessenborn	1	1953-54
Norman Prather	1	2003-04	Dewayne Saulsberry	1	1997-98	Earnest Taylor	2	1988-90	Corey Wilford	2	2011-13
Don Pritchard	3	1931-34	Don Schaffer	1	1969-70	Marvin Teel	2	1961-63	Robin Wilhoit	4	1976-80
Marvin Proffer	4	1950-53	Tim Scheer	4	2000-03	Thomas Thames	2	1989-91	Ken Wilkerson	2	1964-66
Ray Pugh	3	1985-89	Fred Scheppman	1	1922-23	T.J. Thomas	1	2014-15	Telvin Wilkerson	1	2011-12
Dave Radcliff	2	1941-43	Edwin Schmidt	1	1928-29	Anthony Thomas	4	1978-82	Charles Williams	1	1986-87
Martin Radmer	3	1944-47	Nate Schulte	1	2010-11	Bass Thomas	1	1981-82	Clarence Williams	1	1928-29
Ronny Rankin	2	1984-96	Colby Scott	1	1975-76	Ryan Thomas	2	1998-00	Curtis Williams	3	1964-67
James Ranney	1	1920-21	Curtis Shelton	4	1990-94	Derek Thompson	1	2009-10	Terrick Willoughby	4	2003-07
Paul Ranson	3	1961-64	Joel Shelton	1	2001-02	J.J. Thompson	1	2014-15	Jerry Wilson	2	1950-52
Denzil Ratliff	1	1960-61	Darien Shepard	2	1988-90	James Thornton	2	1935-38	Derek Winans	4	2001-05
Vivan Reed	3	1959-62	Dave Shipley	4	1975-79	Thal Thrower	2	1963-65	Lawrence Wilson	4	1986-90
Clifford Reedy	1	1943-44	Antonio Short	2	1999-01	Thom Thrower	1	1957-58	Tony Wofford	2	1991-93
C.J. Reese	1	2013-14	John Shoush	2	1967-69	Royal Tibi	1	1921-22	Forrest Woodfork	2	1986-88
Bob Reiche	3	1959-62	Hub Shroyer	2	1936-38	Kevin Timmerman	2	1975-77	Caleb Woods	2	2013-15
Andrew Reid	2	1970-72	Gene Sides	1	1932-33	Jacob Tolbert	1	2012-13			
John Reid	1	1958-59	Daniel Simmons	2	2016-18	Naemon Townsend	2	1962-64	Current lettermen in <b>Bold</b>		
Michael Rembert	2	2006-08	John Simpson	1	1988-89	Don Tune	1	1958-59			
Keith Ressel	2	1988-90	Bill Sims	2	1954-56	Derick Turner	2	1985-87			
Ted Reynolds	2	1975-77	Randy Since	1	1970-71	Dwight Turner	4	1962-66			
Larry Rhodes	2	1963-65	Matt Sisley	2	1992-94	Rich Turner	1	1969-70			
Marcus Rhodes	2	2006-08	Bob Smith	3	1950-53	Don Tuttle	2	1968-70			
Scott Richards	2	1979-81	Butch Smith	1	1966-67	Joe Uhls	3	1940-48			
Don Richardson	1	1942-43	Lloyd Smith	2	1922-24	Pete Ulmer	3	1965-68			



**PROTECT  
THIS HOUSE.**



# SOUTHEAST MISSOURI BASKETBALL

## HONORED TEAMS

### 1943 NAIA NATIONAL CHAMPIONS



**Front Row:** Jack Russell, Rolla Anderson, Dave Radcliffe, Ray Melton, Mort Harris, C.P. Harris (Coach).

**Back Row:** Vernon Landgraf, Jack Klosterman, Carl "Ben" Bidewell, Bill Goben, Don Richardson, Jack Behrens.

Under the direction of coach C.P. Harris, the 1943 Indians claimed the school's first-ever athletics national championship with a 34-32 victory over fellow MIAA Conference opponent Northwest Missouri State in the NAIB finals (Kansas City, Mo.).

Southeast had defeated Northwest in its previous two regular-season meetings that season to clinch the MIAA title. The third meeting between the two schools proved to be most exciting, as the Indians pulled away in the game's final seconds.

Southeast junior guard Jack Behrens drained a shot at the top of the key with seven seconds remaining, giving the Indians a narrow victory and national championship.

The come-from-behind win in the national championship game capped a comeback season for the Indians. Southeast lost its first four games of the 1942-43 campaign before winning 19 of its last 21 contests. The Indians also went 8-0 in MIAA conference play during that stretch.

On the way to their national crown, the Indians dropped some of the nation's top small colleges of the era with wins over Dakota Wesleyan,

Westminster College, East Washington State and Murray State. Southeast also boasted a 10.6 margin of victory throughout the postseason.

All five of Southeast's starters were named either first or second-team all-conference. Behrens, Jack Russell and Carl "Ben" Bidewell garnered first-team honors, while Rolla Anderson and Jack Klosterman were named second-team for the 19-6 national champion Indians.

The team was inducted into the Southeast Athletics Hall of Fame.

#### Road to the Championship

- vs. Dakota Wesleyan - W, 50-30
- vs. Westminster - W, 56-33
- vs. East Washington State - W, 57-51
- vs. Murray State - W, 38-36
- vs. Northwest Missouri State - W, 34-32



# SOUTHEAST MISSOURI BASKETBALL



## HONORED TEAMS

### 2000 NCAA DIVISION I TOURNAMENT



**Front Row (L-R):** Michael Stokes, Fred Abraham, Mike Branson, Roderick Johnson, Brian Bunche, Antonio Short, Amory Sanders.  
**Back Row (L-R):** Matt Morris, Tim Scheer, Drew DeMond, Nyah Jones, Damarcus Hence, Emmanuel McCuthison, Ryan Thomas.

A regular-season share of the Ohio Valley Conference title, the OVC postseason championship and the school's first-ever trip to the NCAA Division I Tournament were all achieved by the 1999-2000 Southeast Missouri State University basketball team.

The magical run that ended in a near-upset of then-No. 10 Louisiana State in the first round of the NCAA Regional (Salt Lake City, Utah) brought unprecedented national and international attention to Southeast.

Few thought the Indians had a chance against the tall and powerful Tigers of LSU, who had tied for the Southeastern Conference championship. However, Southeast head coach Gary Garner and his players had other things in mind.

The Indians struggled to get anything going offensively in the first half, but trailed only 24-19 at the intermission. Southeast then came out strong in the second half and nearly pulled off an upset. The Indians led, 61-58, with 2:39 left to play, but the Tigers rallied to knock down two-straight 3-pointers, including one in the last 18 seconds to go up, 64-61.

Roderick Johnson threw up a desperation 3-pointer the bounced off the back of the rim at the buzzer and LSU held on for the win. The tournament may have been over for Southeast, but the team, its fans and the University benefitted from a trip to the Big Dance.

#### NCAA FIRST ROUND

##### Louisiana State 64, Southeast Missouri 61 Salt Lake City, Utah


SEMO (24-7)	FG	3P	FT	Q/D	REB	E	PTS	A	TO	B	S	M
Roderick Johnson, f	7-13	0-2	5-6	8/3	11	3	19	1	1	0	1	37
Mike Branson, f	1-7	0-3	1-2	3/4	7	2	3	5	2	0	0	26
Brian Bunche, c	2-9	0-0	2-2	1/2	3	3	6	2	0	0	2	32
Antonio Short, g	4-9	2-5	4-4	0/1	1	1	14	0	3	0	1	31
Michael Stokes, g	2-12	2-5	2-3	0/4	4	0	8	3	2	1	0	40
Amory Sanders, c	1-2	1-2	0-0	0/2	2	1	3	0	0	0	0	9
Emmanuel McCuthison	2-4	2-3	0-1	0/1	1	3	6	0	1	0	0	14
Nyah Jones	1-2	0-0	0-0	1/0	1	2	2	0	0	1	0	11
TEAM				1/4	5							
Totals	20-58	7-20	14-18	14/21	35	15	61	11	9	2	4	200
LSU (27-5)	FG	3P	FT	Q/D	REB	E	PTS	A	TO	B	S	M
Brian Beshara, f	3-9	2-2	1-2	2/3	5	2	9	3	2	0	1	33
Stromile Swift, f	6-9	0-0	1-3	3/2	5	3	13	0	1	6	0	31
Jabari Smith, c	7-11	1-1	2-3	1/3	4	3	17	2	1	0	0	24
Torris Bright, g	4-6	3-4	2-2	1/3	4	2	13	4	2	0	1	38
Lamont Roland, g	3-6	0-1	1-2	0/3	3	4	7	1	4	0	2	30
Ronald Dupree	2-5	0-0	0-0	0/4	4	2	4	0	1	0	0	18
Jermaine Williams	0-2	0-1	0-1	0/1	1	1	0	2	1	0	0	11
Collis Temple	0-2	0-2	1-2	0/3	3	0	1	0	1	0	0	10
Brad Bridgewater	0-1	0-0	0-0	0/1	1	0	0	0	0	0	0	5
TEAM				2/4	6							
Totals	25-51	6-11	8-15	9/27	36	17	64	12	13	6	4	200
By Periods	1	2	Final									
Southeast Missouri	19	42	61									
LSU	24	40	64									



# SOUTHEAST MISSOURI BASKETBALL

## HONORED TEAMS

### 1961 NCAA DIVISION II NATIONAL FINALISTS



**First Row:** Dawson Pikey, Bill Giessing, Les Hemmer, Ron Gray, Bob Reiche, Perry Kegley. **Second Row:** Paul Blain, Vivan Reed, Denzil Ratliff, Bob Miller, Ken Dyson, Bill Jordan. **Third Row:** Coach Joe Uhls, Floyd Hodge, Ron Hooten, Mike Lorch, Gerald Martin, Don Johnson, Coach Charles Parsley. **Fourth Row:** Bill Swan (Manager), Paul Holifield, George Camp, Joe Luker, Noal Gaulding, Larry Nickell, Mike Gross.

### 1986 NCAA DIVISION II NATIONAL FINALISTS



**Bottom Row:** Malcomn Henry, Kirt Cochran, Michael Morris, Anthony Hall, Ray Pugh, Carl Nicholson, Chris Edwards. **Top Row:** Ronny Rankin, Eddie Hart, Riley Ellis, Ron Armstrong.

### 1989 NCAA DIVISION II NATIONAL FINALISTS



**Front Row:** Darren Shepard, John Simpson, Malcomn Henry, Lawrence Wilson, Calvin Jones, Ray Pugh. **Back Row:** Keith Ressel, Darryl Harris, Johnnie Coleman, Mike Lewis, Dwayne Rutherford, Earnest Taylor.





THIS IS  
SEMO



# BRING YOUR BIG IDEAS.

**And make  
them count.**

Your big ideas will be in good company here. Whatever you choose to study, chances are the program is at the head of its class. And if you're at the head of yours, you can join our honors program and elevate your learning experience even further.



**SOUTHEAST MISSOURI**  
STATE UNIVERSITY • 1873



**SOUTHEAST BOASTS 20+ NATIONALLY  
AND INTERNATIONALLY ACCREDITED  
PROGRAMS, INCLUDING:**

- / ATHLETIC TRAINING
- / BUSINESS
- / CHEMISTRY
- / COMPUTER SCIENCE
- / DIETETICS
- / EDUCATION
- / ENGINEERING PHYSICS
- / INTERIOR DESIGN
- / MASS COMMUNICATION
- / MUSIC
- / NURSING
- / SOCIAL WORK
- / THEATRE



**GETTING INTO MEDICAL  
SCHOOL ISN'T EASY —  
WE JUST MAKE IT LOOK  
THAT WAY. SOUTHEAST'S  
PRE-MED STUDENTS ARE  
ACCEPTED TO**

**medical  
school well  
above the  
national  
average.**

Like our students, Southeast faculty members come from around the country, hailing from leading institutions such as:

- / Boston Conservatory of Music
- / Carnegie Mellon University
- / Harvard University
- / Pennsylvania State University
- / Purdue University
- / Texas A&M University
- / Tulane University
- / University of Florida
- / University of Michigan
- / Vanderbilt University
- / Yale University



**COME HERE  
AS A STUDENT.**

**And go  
anywhere  
as a  
teacher.**

Southeast education graduates work as faculty members in school districts across the nation, and in more than 35 countries around the world.

**1:21**  
faculty-  
student  
ratio

**Full-time  
faculty**

lead most classes, not  
teaching assistants —  
starting with freshman year.

**THE DONALD L. HARRISON  
COLLEGE OF BUSINESS  
CONSISTENTLY MAKES THE  
PRINCETON REVIEW'S LIST OF  
top business  
schools.**





# ROLL UP YOUR SLEEVES AND GET DOWN TO BUSINESS.

Or education, public policy, communications or journalism — whatever your major, expect to learn a lot in class and even more in practice. And here, that practice happens on the latest technology and in real-world settings. You'll experiment and collaborate in just about all of your coursework. And you'll put new knowledge into action right from the start.



**YOUR NEXT BIG IDEA** could happen anywhere. But you'll give it legs and watch it run at **Catapult Creative House**, our student-run idea incubator and launchpad for innovation. Get to work in our creative labs, 3D modeling and printing gallery, and impact studio. It's where you'll turn your concepts into prototypes, your prototypes into products, and your products into sales.

**THE BEST PLACE TO LEARN ABOUT U.S. POLICY** is where it's actually being shaped. So you'll go to the **Center for Strategic and International Studies (CSIS) in Washington, D.C.**, for part of our University Studies course. For four exhilarating days, you'll work directly with researchers and consultants who advise national leaders. And if you're really on top of your game, you may end up influencing the strategies you've come to study.



## INTERNSHIPS

# RÉSUMÉS ARE BUILT—NOT WRITTEN.

The workforce is just that: a force. And it's one you'll meet head on at Southeast Missouri State. We'll help you find internships (that's plural on purpose) and coach you through any challenges or questions that come your way.





## SET OUT AND JOIN IN.

Earn your wings early. Chew your way into campus history. Share your musical gift. Meet your new brothers or sisters. Whatever you do — whether it's joining a club or carrying on a tradition — just know that you won't do it alone (except the chewing part).

# 21

### SOCIAL FRATERNITIES AND SORORITIES

Representing the IFC, Panhellenic and NPHC Councils. Many of them call Greek Hill home. And in Fall 2016, a new Greek Village will open on campus, providing an expanded Greek community where thousands of students will make new memories of brotherhood and sisterhood.



## 180+ student groups

With organizations on campus from A (Adult Recess improv group) to Z (Zeta Phi Beta Sorority), there's something to meet every professional, social, recreational or religious interest. And if you can't find what you're looking for, form your own group.

### We honor our heritage by sticking to our traditions.

Some of them, quite literally. For years, students have been making the trek up **Cardiac Hill** (a tradition in its own right) to add their chewing gum to our infamous **Gum Tree**.





# MAKE ART THAT INSPIRES.

And do it on  
a campus  
that's equally  
inspiring.



## Dobbins River Campus Center

Inside this living-learning center, you can make a masterpiece, make dinner and make your bed without ever leaving the **River Campus**.


In addition to a residence hall, dining facilities and contemporary classrooms, the **Cultural Arts Center** offers professional-level theatres, costume and scene shops, music rehearsal and gallery space, and dance and art studios — each equipped to inspire ovation-worthy works of art.



Built  
our R  
Misso  
arts. I  
in the  
Perfo  
Come  
the la  
breat







on the banks of the Mississippi,  
iver Campus is the only one in  
ouri dedicated entirely to the  
But you don't have to be a student  
e Holland School of Visual and  
rming Arts to appreciate it.  
e catch a performance. Explore  
test exhibits. Or just enjoy the  
htaking river views.

Five venues for exhibiting your  
talent — including theatres, a  
recital hall and galleries — set  
the stage for

**more than  
a hundred  
different  
events  
each year.**

Among our student-produced  
musical performances, you'll hear  
everything from the classics to the  
contemporary — including Brahms'  
*Double Concerto in A Minor* and  
Andrew Lipka's *The Addams Family*.



**Southeast makes it  
affordable to do what  
you dream of doing,  
and we're recognized  
as one of the country's  
institutions with  
the least indebted  
students.**

**LEARN MORE**  
about our \$17 million in  
annual scholarships at  
[semo.edu/scholarships](http://semo.edu/scholarships).

**SEE FOR YOURSELF  
WHAT YOU'LL DO HERE**  
Call us at (573) 651-2590  
or schedule a visit at  
[semo.edu/visit](http://semo.edu/visit).

**OFFICE OF ADMISSIONS**  
One University Plaza, MS 3550  
Academic Hall 100D  
Cape Girardeau, Missouri 63701

**573.651.2590**  
[admissions@semo.edu](mailto:admissions@semo.edu)

**APPLY**  
We can't wait to see what you do.  
But first, you'll need to get in.  
[semo.edu/apply](http://semo.edu/apply)





#LETSSOAR



**DO  
YOU  
HAVE  
THE  
WILL  
TO**

serve all  
community  
members?



**SOUTHEAST MISSOURI  
STATE UNIVERSITY · 1873**

# 2018-19 SCHEDULE



<u>Date</u>	<u>Opponent</u>	<u>Time</u>
<b>OCT. 27</b>	<b>SOUTHWEST BAPTIST (EX.)</b>	<b>4:30 P.M.</b>
Nov. 6	at Saint Louis	7 p.m.
Nov. 10	at Bradley	1 p.m.
<b>NOV. 12</b>	<b>QUINCY</b>	<b>6:30 P.M.</b>
	<i>South Alabama Tournament</i>	
Nov. 16	vs. Jacksonville	4:05 p.m.
Nov. 17	vs. Chattanooga	4:05 p.m.
Nov. 19	at South Alabama	7:05 p.m.
<b>NOV. 27</b>	<b>MISSOURI S&amp;T</b>	<b>6:30 P.M.</b>
<b>DEC. 1</b>	<b>WESTERN ILLINOIS</b>	<b>6:30 P.M.</b>
Dec. 4	at Mississippi Valley State	6 p.m.
<b>DEC. 8</b>	<b>SOUTHERN ILLINOIS</b>	<b>6:30 P.M.</b>
Dec. 15	at The Citadel	Noon
Dec. 17	at Florida State	6 p.m.
<b>DEC. 21</b>	<b>ABILENE CHRISTIAN</b>	<b>6:30 P.M.</b>
Jan. 3	at SIU Edwardsville*	7:30 p.m.
<b>JAN. 5</b>	<b>UT MARTIN*</b>	<b>4:30 P.M.</b>
<b>JAN. 10</b>	<b>AUSTIN PEAY*</b>	<b>7:45 P.M.</b>
<b>JAN. 12</b>	<b>MURRAY STATE*</b>	<b>4:30 P.M.</b>
Jan. 17	at Morehead State*	6:35 p.m.
Jan. 19	at Eastern Kentucky*	6 p.m.
<b>JAN. 24</b>	<b>SIU EDWARDSVILLE*</b>	<b>7:45 P.M.</b>
<b>JAN. 26</b>	<b>EASTERN ILLINOIS*</b>	<b>4:30 P.M.</b>
Jan. 31	at Belmont*	7 p.m.
Feb. 2	at Tennessee State*	7:30 p.m.
<b>FEB. 7</b>	<b>TENNESSEE TECH*</b>	<b>7:45 P.M.</b>
<b>FEB. 9</b>	<b>JACKSONVILLE STATE*</b>	<b>4:30 P.M.</b>
Feb. 14	at UT Martin*	7:30 p.m.
Feb. 16	at Eastern Illinois*	3:15 p.m.
Feb. 21	at Austin Peay*	8 p.m.
Feb. 23	at Murray State*	7 p.m.
<b>FEB. 28</b>	<b>TENNESSEE STATE*</b>	<b>7:45 P.M.</b>
<b>MAR. 2</b>	<b>BELMONT*</b>	<b>7 P.M.</b>
Mar. 6-9	OVC Tournament	Evansville, Ind.

Home Games in **BOLD CAPS**

All Times Central and Subject to Change

\* Ohio Valley Conference Game.

All games broadcast on Real Rock 99.3 FM & ESPN 1220 AM

All home games and OVC away games on ESPN+

