



22



[/GoSoutheast](#)

## MEDIA COVERAGE

**GoSoutheast.com**

19.6 ppg, 5.2 rpg  
1.2 apg

# Southeast Missouri State REDHAWKS

## 2017-18 BASKETBALL NOTES / TENNESSEE TECH • JAN. 25

### Road Sweep

Identical 86-74 wins at SIU Edwardsville (Jan. 18) and Eastern Illinois (Jan. 20) gave Southeast its first road sweep in Ohio Valley Conference play this season. The Redhawks swept the SIUE/EIU road swing for the first time since 2012. That year, Southeast beat EIU, 74-53, on Jan. 30 and SIUE, 85-72, on Feb. 11.

### OVC Road Winning Streak

A win over Tennessee Tech Thursday would give the Redhawks a three-game road winning streak in Ohio Valley Conference play. Southeast beat both SIU Edwardsville (Jan. 18) and Eastern Illinois (Jan. 20), 86-74, last week. The Redhawks last won three-consecutive conference road games in 2004-05 -- at UT Martin (76-68, Feb. 3), at Murray State (61-58, Feb. 5) and at Eastern Illinois (88-79, Feb. 8).

### Huge Second Half

Southeast shot 50 percent (6-of-12) from 3-point range, made 18-consecutive free throws and outscored Eastern Illinois, 50-31, in the second half to storm by the Panthers on Jan. 20. The Redhawks overcame multiple 11-point deficits in the come-from-behind win. Southeast also won a game for the first time this season after trailing at halftime (43-36).

### Carpenter and Simmons Reach New Career-Highs

Senior Daniel Simmons poured in a career and game-high 26 points, while freshman Justin Carpenter added a career-best 24 points to lead Southeast to its latest 86-74 win over Eastern Illinois (Jan. 20). Simmons made a near-perfect 8-of-9 field goals and matched a career-high five 3-pointers made in 27 minutes off the bench. Meanwhile, Carpenter shot 10-of-16 from the field and grabbed four rebounds in 30 minutes.

### Happy Birthday Denzel!

Denzel Mahoney celebrated his 20th birthday by scoring a career-high 36 points to lead Southeast to an 86-74 victory over SIU Edwardsville Thursday. Mahoney shot 9-of-14 from the field, knocked down a career-high five 3-pointers, grabbed seven rebounds and made 13-of-15 free throws. It was the second 30-point game of his career. Mahoney's 36 points tied an Ohio Valley Conference single-game high.

## 2017-18 SOUTHEAST MISSOURI REDHAWKS ROSTER

No.	Name	Pos.	Ht.	Wt.	Cl.	Yr.	Hometown (High School/College)
1	Dondre Duffus	G	6-3	183	Jr.	4th	Palm Beach, Fla. (Boyd Anderson/St. Petersburg)
3	Ray Kowalski	G	6-3	195	Fr.	2nd	Concord, N.C. (Concord)
4	Milos Vranes	F	6-7	200	Sr.	4th	Belgrade, Serbia (Third Belgrade/N.D. State Coll. of Science)
5	Jonathan Dalton	G	5-10	155	Jr.	3rd	New Orleans, La. (West Jefferson/Copiah-Lincoln CC)
10	Khalil Cuffee	G	6-4	210	Fr.	1st	Fairburn, Ga. (Langston Hughes)
13	Isaiah Gable	F	6-7	195	Fr.	1st	Greenville, Ohio (Greenville)
15	Donnie Lewis*	G	6-1	170	Jr.	3rd	Lexington, Ky. (Paul Dunbar/Spalding University)
20	Justin Carpenter	F	6-9	230	Fr.	1st	Mt. Carmel, Ill. (Mt. Carmel)
22	Skyler Hogan #	G	6-3	180	So.	3rd	Melbourne, Fla. (Holy Trinity Episcopal/Embry-Riddle)
23	Daniel Simmons	G	6-2	196	Sr.	4th	Biggersville, Miss. (Biggersville/East Mississippi CC)
25	Ledarius Brewer	G	6-5	200	Fr.	1st	Meridian, Miss. (Meridian)
34	Denzel Mahoney	G/F	6-4	213	So.	2nd	Oviedo, Fla. (Hagerty)
42	Mark Laros	C	6-10	223	Jr.	3rd	Hengelo, Netherlands (Montessori College Twente/Mineral Area)

\* Walk-on

# Will sit out the season due to NCAA Division I transfer regulations

**Head Coach:** Rick Ray, Third Year (Grand View College, 1994)

**Assistant Coach:** Adam Gordon, Third Year (Tampa, 2006)

**Assistant Coach:** Nick Lagroone, Third Year (Southern Wesleyan, 2011)

**Assistant Coach:** Chris Moore, Third Year (Kentucky State, 1991)

**Director of Operations:** Tom Berryman, Second Year (Alabama, 2010)

**Graduate Manager:** Jonathan Ortiz, First Year (Tennessee Tech, 2017)

### Pronunciations

Khalil Cuffee ..... kah-leel  
Dondre Duffus ..... DUFF-us  
Mark Laros ..... lair-ohs  
Milos Vranes ..... mi-lowsh vrah-n-esh

### Breakdown by Class

Seniors ..... 2  
Juniors ..... 4  
Sophomores ..... 2  
Freshmen ..... 5



## 2017-18 OHIO VALLEY CONFERENCE STANDINGS (AS OF JAN. 20)

	OVC					Overall					
	Record	Pct.	Home	Away	Streak	Record	Pct.	Home	Away	Neutral	Streak
Belmont	7-1	.875	3-1	4-0	W4	15-6	.714	9-2	6-4	0-0	W4
Murray State	6-2	.750	4-0	2-2	W1	14-5	.737	9-2	5-3	0-0	W1
Jacksonville State	6-2	.750	3-1	3-1	W2	15-6	.714	9-2	5-4	1-0	W2
Tennessee Tech	5-3	.625	3-1	2-2	L1	13-8	.619	8-1	3-7	2-0	L1
Austin Peay	5-3	.625	4-0	1-3	L2	10-10	.500	9-2	1-8	0-0	L2
<b>Southeast Missouri</b>	<b>4-4</b>	<b>.500</b>	<b>2-2</b>	<b>2-2</b>	<b>W2</b>	<b>10-11</b>	<b>.476</b>	<b>5-4</b>	<b>4-6</b>	<b>1-1</b>	<b>W2</b>
Tennessee State	3-5	.375	2-2	1-3	L1	8-11	.421	5-4	3-7	0-0	L1
Eastern Illinois	3-5	.375	1-3	2-2	L2	7-12	.368	5-3	2-9	0-0	L1
SIUE	3-5	.375	1-3	2-2	L1	7-12	.368	3-5	4-7	0-0	L2
Eastern Kentucky	2-6	.250	0-4	2-2	L2	8-13	.381	4-4	4-7	0-2	L2
UT Martin	2-6	.250	1-3	1-3	W1	7-14	.333	5-4	2-10	0-0	W1
Morehead State	2-6	.250	1-3	1-3	W1	6-13	.316	5-3	1-10	0-0	W1



# Southeast Missouri State REDHAWKS

2017-18 BASKETBALL NOTES / TENNESSEE TECH • JAN. 25

## Headed for 1,000 Points

Denzel Mahoney is climbing his way to 1,000 points in his two-year Southeast career. Mahoney, who led the Redhawks in scoring during 14 games this season, has 905 points in 54 career starts. If he reaches that milestone, Mahoney will be the second player under head coach Rick Ray to score 1,000 points at Southeast. Mahoney will also become the fifth different Redhawk to score over 1,000 career points since 2012-13.

## Simmons Moves to Second

Daniel Simmons moved to second in the Ohio Valley Conference in 3-point field goal percentage. Simmons made 32-of-68 for 47.1 percent from long range in 21 games this season.

## Second in the OVC

Denzel Mahoney begins the week ranked second in the Ohio Valley Conference in scoring with 19.6 points a game. Mahoney is behind Murray State's Jonathan Stark (19.8 ppg) in that category. Belmont's Dyland Windler (17.4 ppg), UT Martin's Matthew Butler (16.6 ppg) and Belmont's Amanze Egekeze (16.6 ppg) round out the top five.

## Free Throw Machine

Denzel Mahoney has made and attempted more free throws than anyone in the Ohio Valley Conference this season. Mahoney enters Thursday's game with 132-of-158 free throws for 83.5 percent. The next closest to Mahoney in made free throws is Eastern Kentucky's Nick Mayo with 74. He ranks seventh in the nation in free throws made and ninth in free throw attempts. Mahoney also rates eighth among Southeast's all-time career leaders in free throw percentage (264-of-320, .825).

## Dalton Clears 100 Assists

Jonathan Dalton's five assists against Eastern Kentucky (Jan. 13) put him over 100 for the season. Dalton became the third player in the Ohio Valley Conference to get over 100 assists, joining Belmont's Austin Luke (151) and Murray State's Ja Morant (124). He enters the week ranked third in the league with 5.4 assists per game and a total of 114 this year. Dalton is the first Southeast player to get 100 or more

assists in a season since Lucas Nutt (191, 2013-14).

## Kowalski Back in Action

After missing two games due to illness, redshirt-freshman Ray Kowalski returned to action at SIU Edwardsville (Jan. 18). Kowalski scored eight points in 15 minutes off the bench.

## Vranes and Carpenter Return to Starting Lineup

Forward Milos Vranes and center Justin Carpenter returned to the starting lineup at SIU Edwardsville (Jan. 18). Both Vranes and Carpenter did not start for two games due to illness. Vranes scored three points in 15 minutes and Carpenter had five points and three rebounds in 17 minutes against the Cougars.

## 20-Point Man

Denzel Mahoney scored over 20 points in four of his last five starts. Mahoney pitched in 24 points at Austin Peay (Jan. 6), 22 vs. Morehead State (Jan. 11), 25 vs. Eastern Kentucky (Jan. 13) and a career-high 36 at SIU Edwardsville (Jan. 18). He scored over 20 points in five of his last seven games and a team-high 10 times this season.

## Back-to-Back

Point guard Jonathan Dalton scored double figures in back-to-back games for the first time in his career. Dalton scored 10 points vs. Morehead State (Jan. 11) and followed with a career-high 13 against Eastern Kentucky (Jan. 13). He played a career-high 39 minutes in each of those contests. Dalton has scored double figures in three of his previous four starts.

## Nifty Fifty

Southeast shot 50 percent from the field for the fifth time this season when it hit 30-of-60 shots against Eastern Kentucky (Jan. 13). The Redhawks are 3-2 in games where they shoot 50 percent or better from the floor. Southeast has shot 50 percent or better in two of its last three contests.

## 2017-18 STATS COMPARISON

SEMO	TTU
10-11.....Record .....	13-8
4-4.....Conference Record.....	5-3
76.3.....Points Per Game.....	75.9
77.5.....Opp. Points Per Game.....	74.1
-1.2.....Scoring Margin.....	+1.8
.458.....Field Goal Percentage.....	.456
.475.....Opp. Field Goal Percentage.....	.444
.387.....3-Point Field Goal Percentage.....	.362
.372.....Opp. 3-Point Field Goal Percentage.....	.349
.750.....Free Throw Percentage.....	.664
.709.....Opp. Free Throw Percentage.....	.692
32.6.....Rebounds Per Game.....	35.8
34.2.....Opp. Rebounds Per Game.....	35.8
-1.6.....Rebounding Margin.....	+0.0
14.3.....Assists Per Game.....	16.0
12.0.....Turnovers Per Game.....	15.0
-0.1.....Turnover Margin.....	+1.1
1.8.....Blocks Per Game.....	3.5
5.7.....Steals Per Game.....	8.0

## THIS WEEK'S SCHEDULE/RESULTS

### Thursday, January 25

Morehead State at Murray State, 6 p.m., CT  
 Eastern Illinois at Belmont, 7 p.m., CT  
 UT Martin at Jacksonville State, 7:30 p.m., CT  
 SIUE at Tennessee State, 7:30 p.m., CT  
**Southeast Missouri at Tennessee Tech, 7:30 p.m., CT**  
 Eastern Kentucky at Austin Peay, 7:30 p.m., CT

### Saturday, January 27

SIUE at Belmont, 5 p.m., CT  
 Morehead State at Austin Peay, 7 p.m., CT  
 Eastern Kentucky at Murray State, 7 p.m., CT  
**Southeast Missouri at Jacksonville State, 7 p.m., CT**  
 Eastern Illinois at Tennessee State, 7:30 p.m., CT  
 UT Martin at Tennessee Tech, 7:30 p.m., CT

# Southeast Missouri State REDHAWKS

## 2017-18 BASKETBALL NOTES / TENNESSEE TECH • JAN. 25

### HONORS & AWARDS

#### Preseason All-OVC

Denzel Mahoney, So., G/F

#### Mayan Division Cancun Challenge

##### All-Tournament Team

Denzel Mahoney, So., G/F

Ledarius Brewer, Fr., G

#### College Sports Madness OVC Player of the Week

Denzel Mahoney, So., G/F, Dec. 2

### 2017-18 OVC PRESEASON POLL

#### Team (First-Place Votes)

Belmont (18).....	235
Jacksonville State (3).....	213
Murray State (3) .....	212
Eastern Kentucky.....	139
Tennessee Tech.....	137
Eastern Illinois.....	135
Tennessee State.....	125
UT Martin.....	114
Morehead State.....	89
Southeast Missouri.....	82
Austin Peay.....	63
SIUE.....	40

### 2017-18 PRESEASON ALL-OVC TEAM

#### Name, Position, School

Matthew Butler, G, UT Martin  
Malcolm Drumwright, G, Jacksonville State  
Amanze Egekeze, F, Belmont  
Norbertas Giga, F/C, Jacksonville State  
Asante Gist, G, Eastern Kentucky  
Aleksa Jugovic, G, Tennessee Tech  
Austin Luke, G, Belmont

#### Denzel Mahoney, G/F, Southeast Missouri

Nick Mayo, F, Eastern Kentucky  
Terrell Miller, F, Murray State  
Jonathan Stark, G, Murray State

#### Preseason OVC Player of the Year

Jonathan Stark, G, Murray State

### Short-Handed Redhawks

Southeast hung on to beat Morehead State (Jan. 11), 78-75, with only seven active players. Non-scholarship guard Donnie Lewis was among that group. The Redhawks were without forwards Isaiah Gable (fractured foot) and Milos Vranes (illness), and guards Ray Kowalski (illness) and Dondre Duffus (blood clot). Freshman forward Justin Carpenter played 13 minutes off the bench with a stomach virus. The last time Southeast played a game with seven players was in a 88-69 road loss at Eastern Kentucky on Jan. 9, 2016, Rick Ray's first year as the Redhawks head coach.

### Winning with Seven Players

The last time Southeast won a game with seven players was when it beat Murray State, 84-68, on Mar. 2, 2013. Nino Johnson, A.J. Jones, Nick Niemczyk, Corey Wilford, Lucas Nutt, Marland Smith and Tyler Stone formed that group which defeated the Racers in Murray on Isaiah Canaan's senior day.

### Lewis Logs First Career Starts

Non-scholarship guard Donnie Lewis made his first career start against Morehead State (Jan. 11). Lewis scored two points in 25 minutes. Both of his points came at the charity stripe when he made two big free throws with 31 seconds left. Lewis then scored two points in 12 minutes in his last start vs. Eastern Kentucky (Jan. 13).

### Five in Double Figures

Denzel Mahoney scored 22 points, Ledarius Brewer contributed 16, Daniel Simmons pitched in 15, Mark Laros had 11 and Jonathan Dalton chipped in 10 during the Redhawks victory over Morehead State (Jan. 11). It marked the third time this year where Southeast had five players reach double figures in the scoring column.

### Laros Delivers

In his first career Ohio Valley Conference start, center Mark Laros scored 11 points and pulled down a team-high eight rebounds against Morehead State (Jan. 11). Laros played 33 minutes in his sixth start of the season and first since Nov. 22 (vs. Morehead State).

### Career Start 50

Southeast's leading scorer, Denzel Mahoney, scored 24 points in his 50th career start at Austin Peay (Jan. 6). Mahoney has started all 54 games of his two-year college career. He scored double figures in 46 of his starts and put up 20 or more points on 20 occasions since joining the Redhawks.

### Gable Out with Foot Fracture

Freshman Isaiah Gable missed the last four games with a fracture in his right foot. Gable played in 13 games off the bench, averaging 4.5 points and 1.6 rebounds per contest prior to his injury. His return is undetermined at this time.

### Brewer Time

Freshman Ledarius Brewer has scored double figures in eight-consecutive games. Brewer, is Southeast's second-leading scorer with 13.1 points per contest. He drained multiple 3-pointers in six of those eight starts. Brewer ranks 18th in the Ohio Valley Conference in scoring and ninth in 3-point field goals made (2.2 per game).

### Second Half Flurry

Southeast made a season-high eight 3-pointers in the second half at Austin Peay (Jan. 6). The Redhawks were 8-of-12 from downtown in the game's final 20 minutes. It was the second time Southeast hit eight 3-pointers in a half of basketball this year -- also shot 8-of-12 in the first half vs. UMKC (Dec. 6).

### Vranes Gets Second Double-Double

Milos Vranes turned in the second double-double of his career when he scored 10 points and grabbed 10 rebounds at Murray State (Jan. 4). Vranes scored double figures in his second-straight game, marking the third time in his career he has scored double-digits in consecutive contests.

### Career First

Denzel Mahoney scored a game-high 22 points and grabbed 11 rebounds to lead Southeast in its first Ohio Valley Conference victory of the season over Tennessee State (Dec. 31). Mahoney shot 4-of-8 from the field and buried 12-of-13 free throws in 34 minutes. It was the



# Southeast Missouri State REDHAWKS

2017-18 BASKETBALL NOTES / TENNESSEE TECH • JAN. 25

Redhawks fourth double-double of the season and first of Mahoney's career.

## Forty-Six for Mahoney

Denzel Mahoney scored double figures for the 46th time in his career when he finished with 36 points at SIU Edwardsville (Jan. 18). Mahoney is averaging 19.6 points per game this season and 21.3 in league play.

## OVC Openers

With its loss to Belmont (Dec. 28), Southeast dropped to 10-17 all-time in Ohio Valley Conference openers. The Redhawks last opened league play with a win when they beat Eastern Kentucky, 81-48, at the Show Me Center on Dec. 31, 2016.

## Seventeen of Eighteen

Denzel Mahoney has scored double figures in 17 of his last 18 starts. Mahoney recently saw a streak of 17-straight starts scoring in double figures end at Eastern Illinois (Jan. 20). He led the Redhawks in scoring 14 of his 21 starts this year.

## League Leader

Southeast is first in the Ohio Valley Conference in 3-point field goal percentage. The Redhawks are shooting 38.7 percent from beyond the arc through 21 games. Southeast's 191 made threes are second behind Belmont's 242. Ledarrus Brewer (46), Denzel Mahoney (40) and Daniel Simmons (32) have combined for 118 three-pointers made this season.

## Attempted 3s

The Redhawks attempted a season-high 35 three-pointers against Tennessee State (Dec. 31). The 35 three-point field goal attempts are third-most in a game in the Ohio Valley Conference this season. Southeast last shot 35 three-pointers against Central Baptist (17-of-35) vs. Central Baptist on Nov. 11, 2013.

## Redhawks End Non-Conference

Southeast wrapped up non-conference play with a 6-7 record, its best non-league record under head coach Rick Ray. The Redhawks improved their non-conference winning percentage from .230 (3-10) in 2015-16 to .352 (6-11) in 2016-17 and now .461 this season.

## Mahoney Clears 700 Points

Denzel Mahoney surpassed 700 points in his career when he scored 23 to lead Southeast in a 89-71 loss at Kansas State (Dec. 16). Mahoney scored 20 of his points in the first half and shot 6-of-9 from the field and a perfect 9-of-9 at the free throw line for the game. He now has 905 points and a 16.8 points per game average in his two-year career.

## Mr. Perfect

Denzel Mahoney, who leads Southeast and ranks eighth in the Ohio Valley Conference in free throw percentage (.835) shot a perfect 6-of-6 free throws at Austin Peay (Jan. 6). It marked the fourth time this season and seventh in his career where Mahoney went perfect at the free throw line with a minimum of five free throw attempts in a game.

## Duffus Out

Guard Dondre Duffus missed the last three games due to a blood clot. Duffus played in just three games this season and eight in his two-year career.

## Dalton Clears 100 Assists

With his four assists at Kansas State (Dec. 16), Jonathan Dalton went over 100 in his Southeast career. Dalton currently has 114 assists this season and 155 in his career. He is presently third in the Ohio Valley Conference in assists and assist/turnover ratio.

## Homecourt

Southeast won 12 of its last 18 games at the Show Me Center. The Redhawks went 10-4 overall and 6-2 in Ohio Valley Conference play on their homecourt last season. It was Southeast's best home record since 2011-12 (10-4). The Redhawks are 18-18 at home under head coach Rick Ray.

## On the Road

Southeast is 5-7 outside of Cape Girardeau this season. The Redhawks won two in a row on the road beating North Carolina Central, 86-77, on Dec. 2 and Southern Illinois, 75-69, on Dec. 9. It marked the first time Southeast posted back-to-back true road victories since 2012-13 (83-67, at New Orleans; 61-58, at Southeastern Louisiana).

## SHOW ME CENTER INFORMATION

### Photographers

Photographers working the floor level at the Show Me Center are required to shoot from behind the dash lines along the baselines and must sit on the floor in those areas. The Sports Information Director may identify other positions off the court where photographers may work, provided the view is not blocked for fans. At no time may photographers work directly from behind the official scorer's table and team benches, and in front of any courtside signage. No tripods may be placed on or beside the court.

### Postgame Procedure

All interview requests for Southeast student-athletes must be made to a member of the Southeast Missouri sports information staff prior to the end of each game. Student-athletes will be escorted to postgame press conferences in the front meeting rooms of the Show Me Center. Media representatives are not allowed in the dressing room area. Redhawks head coach Rick Ray will address the media during press conferences after every game and the opposing head coach will be invited upon request. Ray will join press conferences immediately after his postgame radio obligation with the Redhawks Radio Network.

### Credentials

Credentials are required for entrance to the Show Me Center. To request season or singlegame credentials, please contact Southeast Missouri Sports Information Director Jeff Honza by phone (573) 651-2933 or email [jhonza@semo.edu/redhawk1@me.com](mailto:jhonza@semo.edu/redhawk1@me.com). Credentials can be picked up at the NCAA pass gate located inside the main entrance of the Show Me Center.

### Press Row

Media will be issued assigned seats course on the north side of the Show Me Center. Press row is reserved for working media only. Professional decorum is expected at all times. Cheering or outward expression is strictly prohibited.

### Gameday Information

Game notes, rosters, statistics and other information is available on press row and in the media workroom at the Show Me Center on gamedays. Weekly releases will be published online at [GoSoutheast.com](http://GoSoutheast.com).

### Phone Lines

One phone line will be provided to the visiting team's official radio station courtesy of the Redhawks Radio Network. If additional phone lines are needed, they must be secured by calling (573) 651-2275 at least one week in advance.

### Wireless Internet

The Show Me Center is equipped with wireless internet. Please see a member of the Southeast Missouri sports information staff for login information.

# Southeast Missouri State REDHAWKS

## 2017-18 BASKETBALL NOTES / TENNESSEE TECH • JAN. 25

### Strong December

The Redhawks opened the month of December with a 3-0 record after beating both North Carolina Central (Dec. 2) and Southern Illinois (Dec. 9) on the road, and UMKC (Dec. 6) at home. Southeast scored 86 or more points twice in that span. It was the first time the Redhawks started December with a 3-0 record since 1998-99.

### Best Start

Southeast's 6-4 start in 2017-18 marked its best under third-year head coach Rick Ray. Prior to this season, The Redhawks went 0-10 (2015-16) and 4-6 (2016-17) through their first 10 games with Ray at the helm prior to this year.

### Bombs Away

The Redhawks made 10 or more 3-pointers in nine of their last 14 games. Southeast matched a season-high 12 threes when it hit 12-of-26 (.462) at Eastern Illinois (Jan. 20). Southeast also hit 12 threes vs. UMKC (Dec. 6), at Southern Illinois (Dec. 9) and vs. Tennessee State (Dec. 31).

### Dalton Third in Assist/Turnover Ratio

Point guard Jonathan Dalton enters the weekend ranked second in the Ohio Valley Conference in assist/turnover ratio. Dalton has a team-high 114 assists to 41 turnovers for a 2.8 ratio through 21 games. He dished out five or more assists 14 times and went turnover free on four occasions this season. Dalton ranks third in the league with 5.4 assists per contest.

### Vranes Steps Up

Southeast was without centers Justin Carpenter (concussion) and Mark Laros (mononucleosis) at Southern Illinois (Dec. 9). Forward Milos Vranes had a big game in their absence. Vranes shot 4-of-7 from the field, knocked down a pair of 3-pointers and went 4-of-6 at the free throw line against the Salukis. He finished with 14 points and six rebounds in 22 minutes.

### Kowalski Nabs Season-High

Ray Kowalski pitched in a season-high 16 points, including 12 from 3-point range in Southeast's win over UMKC (Dec. 6). Kowalski shot 5-of-7 from the field and 4-of-5 from downtown. His 16 points were more than he had in his previous four games combined (12).

### Over 80

Southeast scored more than 80 points for the ninth time this season when it beat Eastern Illinois, 86-74, on Jan. 20. The Redhawks 24-point victory (83-59) over Hannibal-La-Grange (Nov. 28) is presently their largest of the year. That stands as Southeast's biggest margin of victory in a non-conference game since the Redhawks beat Central Arkansas, 87-63, on Dec. 1, 2016.

### Nice Road Win

The Redhawks never trailed in their 86-77 victory over North Carolina Central (Dec. 2). Southeast shot 56.4 percent (31-of-55) from the field, 62.5 percent (10-of-16) from 3-point range and had five players reach double figures in the scoring column. It was Southeast's first true road win of the season.

### Mileage Counter

The Redhawks travelled a total of 9,270 miles between air and ground transportation this season. Southeast made stops to St. Louis, Missouri, Dallas, Texas, Monroe, Louisiana, Ruston, Louisiana, Evansville, Indiana, Cancun, Mexico, New Orleans, Louisiana, Newark, New Jersey, Raleigh, North Carolina, Durham, North Carolina, Washington, DC and Manhattan, Kansas during its travel stretch.

### Non-Division I

The Redhawks picked up their 27th-straight against non-Division I teams when they beat Hannibal-LaGrange, 83-59, on Nov. 28. Southeast hasn't lost to a non-Division I program since 2001-02 (62-52, vs. Birmingham Southern on Nov. 16). The Redhawks won both of their matchups against non-Division I foes this year.

### Carpenter and Vranes Make First Career Starts

Freshman Justin Carpenter and senior Milos Vranes made their first career starts against North Carolina Central (Nov. 26). Carpenter turned in a double-double 14 points and 11 rebounds, the first of his career and Southeast's second this season. Vranes scored three points and added seven rebounds in 19 minutes.

### Lineup Combinations

Southeast has used six different starting lineups in 21 games this season. Most recently, Ledarrius Brewer, Justin Carpenter, Milos Vranes, Denzel Mahoney and Jonathan Dalton started at Eastern Illinois (Jan. 20).

### Cancun Challenge Recap

The Redhawks went 1-3 in this year's Cancun Challenge. Southeast dropped a 96-95 overtime decision at Louisiana Tech (Nov. 13) and fell to Evansville (Nov. 16), 66-50, on the road stateside. The Redhawks advanced to the Mayan Division title game with a 74-59 win over Cal State Northridge (Nov. 21) and rounded out the event with a 88-82 loss to Montana State (Nov. 22) in Cancun, Mexico.

### Mahoney and Brewer Earn All-Tournament Honors

Sophomore Denzel Mahoney and freshman Ledarrius Brewer were named to the Mayan Division Cancun Challenge All-Tournament Team. Mahoney averaged 18.3 points, six rebounds and shot 56.3 percent (27-of-48) from the field in four games. He also scored 18 or more points three times in the tournament, including a season-high 27 against Montana State (Nov. 22). Brewer followed with 14.3 points per game and made a team-high 11 three-pointers during the four-game stretch.

### Season-Best Shooting

Southeast shot a season-high 56.9 percent from the field in its 88-82 loss to Montana State (Nov. 22). The Redhawks made 29-of-51 shots and scored 20 of their points at the free throw line.

# Southeast Missouri State REDHAWKS

2017-18 BASKETBALL NOTES / TENNESSEE TECH • JAN. 25

## Tournament Play

Southeast picked up its first win in tournament play under head coach Rick Ray when it beat Cal State Northridge, 74-59, at the Cancun Challenge on Nov. 21. The Redhawks finished the Cancun Challenge with a 1-3 mark.

## OVC Rankings

The Redhawks rank among the top five in the Ohio Valley Conference in scoring offense (2nd, 76.3 ppg), free throw percentage (4th, .750), field goal percentage (5th, .458), 3-point field goal percentage (1st, .387), assists (5th, 14.3), assist/turnover ratio (3rd, 1.2) and 3-point field goals made (2nd, 9.1 per game). Individually, Denzel Mahoney rates second in the league in scoring (19.6 ppg), Daniel Simmons is second in 3-point field goal percentage (.471) and Jonathan Dalton is third in assists (5.4 apg) and assist/turnover ratio (2.8).

## Down to the Wire

Southeast took a strong Louisiana Tech team to the wire in a 96-95 overtime loss on Nov. 13. Freshman Justin Carpenter made two free throws with 30 seconds left and the Redhawks got a big stop to force the game to overtime. Louisiana Tech went on a 7-0 run, did not miss a field goal (5-of-5) and made 7-of-10 free throws to escape in the extra period. Both teams went back-and-forth to 13 ties and 10 lead changes and scored a combined 86 points in the paint. Eight different players scored double figures between the two teams, including four with 20 or more. The 95 points were Southeast's most in a game against a Division I opponent under head coach Rick Ray.

## Season-Opening Win

The Redhawks opened the 2017-18 season with an 81-69 victory over NAIA member Missouri Baptist on Nov. 10. Southeast tipped off a season on its homecourt for the first time in 12 years. The Redhawks improved to 10-17 all-time in season-opening games since moving to the NCAA Division I ranks in 1991-92. Southeast ended an 11-year losing streak in season-opening games.

## Redhawk Debuts

A total of six players made their NCAA Division I debuts at Southeast against Missouri Baptist (Nov. 10). Mark Laros, Ray Kowalski, Isaiah Gable, Donnie Lewis, Justin Carpenter and Ledarius Brewer all participated. Laros narrowly missed a double-double with nine points and nine rebounds in his first career start, while Brewer came off the bench to score 14 points in 26 minutes.

## Double-Digit Scorers

Southeast put four or more players in double figures nine times this season. Most recently, Denzel Mahoney scored 25 points, Daniel Simmons followed with 22, and Jonathan Dalton and Ledarius Brewer each added 13 against Eastern Kentucky (Jan. 13).

## Free Throws the Difference

Southeast made 19-of-21 free throws to key its victory over Missouri Baptist (Nov. 10). Denzel Mahoney opened the season going a perfect 11-of-11 at the charity stripe. The Redhawks have made 19 or more free throws in three of their last five games dating back to last season. Southeast shot 79.3 percent (77-of-97) during that stretch.

## Year Three

Rick Ray is in his third season as Southeast's head coach. Ray led the Redhawks to a +10 increase in the win column and Southeast was the 22nd Most Improved Team in NCAA Division I Basketball a year ago. The Redhawks finished at 15-18 overall and second in the Ohio Valley Conference West Division with a 9-7 mark after going 5-24 and placing last in the OVC in 2015-16. Ray received a two-year contract extension that runs through the 2020-21 season.

## Roster Talk

Southeast's 2017-18 roster consists of 13 players, including two seniors, four juniors, two sophomores and five freshmen. The Redhawks return only one starter in guard/forward Denzel Mahoney. Daniel Simmons, Milos Vranes, Jonathan Dalton, Dondre Duffus and Donnie Lewis are the rest of the returnees. Simmons and Vranes are Southeast's seniors.

## Mahoney Named Preseason All-OVC

Sophomore Denzel Mahoney earned Preseason All-Ohio Valley Conference honors, the league announced during its media day on Oct. 24. A Second-Team All-OVC selection, All-Newcomer pick and the 2016-17 OVC Freshman of the Year, Mahoney had a mammoth rookie season. He finished second on the team in scoring with 14.9 points per game and was the Redhawks leading scorer in conference play (16.6 ppg) in 33 starts. He led Southeast with 57 three-pointers made, dished out 40 assists, collected 23 steals and gathered four blocks. Mahoney scored double figures in 27 of his starts, including his final 11 of the 2016-17 campaign. He ranked 10th in the OVC in free throw percentage (.815) and 12th in scoring. Mahoney was also named OVC Freshman of the Week a league-high five times.

## Active Streak

Denzel Mahoney has started 54-consecutive games. Mahoney scored in 53 contests during his college career. He opened the season with 21 points against Missouri Baptist (Nov. 10) and 25 at Louisiana Tech (Nov. 13), and scored a career-high 27 vs. Hannibal-LaGrange (Nov. 28).

## Massive Improvement

In 2016-17, Southeast showed dramatic improvement from the previous season. The Redhawks ranked among the top-five in the Ohio Valley Conference in several categories, including steals (1st, 7.7), assist/turnover ratio (5th, 1.1) and 3-point field goals made (5th, 8.0). SEMO made its biggest jump from the 2015-16 season to this past season in turnover margin (8th to 1st), 3-point field goal percentage (last to 2nd) and free throw percentage (last to 2nd). Nationally, Southeast went from 331st to 49th in free throw percentage and 336th to 59th in total 3-point field goals made.

## Season 111

This year marks the 111th season of Southeast Basketball. The Redhawks are 1,252-1,139 all-time in program history. Southeast is in its 27th season at the NCAA Division I level, where it is 322-454 overall and 179-263 in the Ohio Valley Conference.

# Southeast Missouri State **REDHAWKS**

## HEAD COACH RICK RAY



### **Rick Ray begins his third season at Southeast Missouri in 2017-18.**

Rick Ray enters his third year as Southeast Missouri's head coach.

In his second season a year ago, Ray led Southeast to a +10 increase in the win column as the Redhawks were the 22nd Most Improved Team in NCAA Division I Basketball. The Redhawks finished at 15-18 overall and second in the Ohio Valley Conference West Division with a 9-7 mark after going 5-24 and placing last in the OVC in 2015-16.

Southeast made its 15th all-time OVC Tournament appearance with Ray winning the first game he coached at the event when the Redhawks erased a 14-point deficit to beat Tennessee State in overtime.

Statistically, Southeast showed dramatic improvement from the previous season. The Redhawks ranked among the top-five in the OVC in several

## **RICK RAY**

Head Coach • Third Year • Grand View College, 1994

categories, including steals (1st, 7.7), assist/turnover ratio (5th, 1.1) and 3-point field goals made (5th, 8.0). Southeast made its biggest jump from the 2015-16 season to this past season in turnover margin (8th to 1st), 3-point field goal percentage (last to 2nd) and free throw percentage (last to 2nd). Nationally, Southeast went from 331st to 49th in free throw percentage and 336th to 59th in total 3-point field goals made, while making significant improvement in many other areas during the 2016-17 campaign.

Additionally, Ray coached a pair of All-OVC selections in guards Antonius Cleveland and Denzel Mahoney. Cleveland earned first-team honors, became the first Southeast player to make the national College Slam Dunk Championship and agreed to a deal with the Golden State Warriors. Mahoney was the league's Freshman of the Year, a second-team pick, All-Newcomer selection and OVC All-Tournament Team honoree. It was the first time the Redhawks had multiple All-OVC selections since 2013-14 (Tyler Stone, Jarekious Bradley).

Following the 2016-17 campaign, Ray received a two-year contract extension that runs through the 2020-21 season.

Ray was introduced as the 20th head coach in Southeast Missouri men's basketball history on April 13, 2015.

Ray, who agreed to a four-year contract that will run through 2019, is the first African-American head coach

in the 109-year history of the program.

A tireless worker, Ray is structuring his program to achieve success both on the court and in the classroom.

In his first summer on the job, Ray challenged his players to excel academically and they did so by accumulating a 3.38 grade point average, the program's highest in a summer term.

Twelve of the 15 players enrolled in summer classes posted a 3.0 or higher GPA. To take it even further, Ray convinced other players to remain on campus and finish what they started. As a result, seven players graduated. Nino Johnson, Jarekious Bradley, Darrian Gray and J.J. Thompson, along with former players Corey Wilford, Waylon Jones and Dainmon Gonner all earned their bachelor degrees.

The next summer, the Redhawks recorded a 3.33 GPA with six players achieving a 4.0 and 11 notching a 3.0 or higher GPA.

Ray's 2015-16 team was the first to play in a newly-renovated Show Me Center, which has served as home to Redhawk Basketball since 1987.

One of the best basketball arenas in the Ohio Valley Conference, the Show Me Center received a new state-of-the-art center-hung video board, brand new telescopic seating, a new exterior roof and additional improvements to lighting and sound systems. All renovations were completed for the 2015-16

campaign.

Prior to Southeast, Ray spent three seasons as head coach at Mississippi State. He led the Bulldogs to a 2-2 mark in the SEC Tournament, including an upset win against Vanderbilt in 2013-14. Ray helped the development of two All-SEC freshmen in Craig Sword and Gavin Ware, as his recruiting classes received national attention. In addition, Ray had a 100 percent graduation rate during his tenure at MSU.

Certainly no stranger to NCAA postseason play, Ray has been an assistant at three different institutions that enjoyed success at the highest level.

Before arriving in Starkville, Mississippi, Ray spent two seasons at Clemson, where he was associate head coach to Brad Brownell. Ray also spent four successful years on the staff of Matt Painter at Purdue. He began his Division I coaching career at Indiana State, serving seven seasons.

All three programs participated in the NCAA Tournament. While at Clemson coaching in the highly-competitive Atlantic Coast Conference, the Tigers won 38 games during Ray's two-year stint as associate head coach. In 2010-11, the Tigers finished the year with a 22-12 overall record and 9-7 mark in the ACC en route to making the NCAA Tournament for the fourth-straight season. Clemson advanced to the second round of the tournament that year.

Ray was an assistant coach from 2006-10 under Painter at Purdue, where the Boilermakers won 103 games during his first four years on staff, including 15



# Southeast Missouri State REDHAWKS

## HEAD COACH RICK RAY

victories over Top 25 competition. During his tenure, Purdue advanced to the NCAA Tournament each season and made the Sweet 16 his last two years there.

In 2009, the Boilermakers won the Big Ten Tournament and secured a No. 5 seed in the NCAA Tournament. A year later, Ray helped the Boilermakers to 29 wins, tied for the most in Purdue history for a single season. Purdue earned a No. 4 seed and lost in the round of 16 to eventual NCAA champion Duke during the 2010 NCAA Tournament.

Ray was part of the 2006-07 Purdue staff that signed arguably the top class in school history, a group that was rated No. 5 nationally by Scout.com and No. 6 by Rivals.com. That class included All-Americans Robbie Hummel and JaJuan Johnson and current NBA player E'Twaun Moore.

While at Purdue, Ray was on Painter's staff that also included Cuonzo Martin, who recently completed his second season at Cal, and Paul Lusk, who is head coach at Missouri State.

Ray coached at Missouri Valley Conference member Indiana State for a period of seven years (1997-2004), helping ISU to consecutive 20-win seasons and NCAA Tournament appearances in 1999-2000 and 2000-01. In 1999-2000, the Sycamores compiled a 14-4 record in the MVC and won the regular season title. ISU then won the MVC Tournament the following season. The Sycamores later upset No. 4 seed Oklahoma in the first round of the 2001 NCAA Tournament. In addition, Ray was part of the

ISU staff that defeated perennial power Indiana in back-to-back seasons.

Following his time at ISU, Ray spent two seasons (2004-06) as an assistant coach and recruiting coordinator at Northern Illinois. In 2005-06, the Huskies were regular season Western Division champions in the Mid-American Conference for the first time in school history with a 17-11 overall record and 12-6 ledger in the MAC.

Ray began his coaching career as a graduate assistant

at the University of Nebraska-Omaha, a Division II program. He helped orchestrate a seven-win turnaround during his second season in 1996-97.

A standout player for Grand View College (Iowa), Ray was an All-American Scholar-Athlete and honorable mention all-conference performer in 1993.

He earned his undergraduate degree in applied mathematics and secondary education from Grand View in 1994. Ray received his master's degree in athletic administration from

Nebraska-Omaha in 1997.

Those type of heralded credentials helped Ray make the transition to head coach.

In 2013, he was the recipient of Grand View's Distinguished Alumni Award.

Born in Gardena, California, Ray moved to Kansas City, Kansas with his family when he was six years old.

Ray and his wife, Breyana, have two sons, Deacon and Mason, and a daughter, Katriece.

## Ray's 2016-17 team showed dramatic improvement and the Redhawks will look to build on that success in his third year at the helm.

### YEAR-BY-YEAR RECORDS

Year	School	Assignment	Record	Conference	Postseason
1995-96	Nebraska-Omaha	Graduate Assistant	-	-	-
1996-97	Nebraska-Omaha	Graduate Assistant	-	-	-
1997-98	Indiana State	Assistant Coach	16-11	10-8	-
1998-99	Indiana State	Assistant Coach	15-12	10-8	-
1999-2000	Indiana State	Assistant Coach	22-10	14-4	NCAA Tournament First Round
2000-01	Indiana State	Assistant Coach	22-12	10-8	NCAA Tournament Second Round
2001-02	Indiana State	Assistant Coach	6-22	4-14	-
2002-03	Indiana State	Assistant Coach	7-24	2-16	-
2003-04	Indiana State	Assistant Coach	9-19	5-13	-
2004-05	Northern Illinois	Assistant Coach	11-17	7-11	-
2005-06	Northern Illinois	Assistant Coach	17-11	12-6	-
2006-07	Purdue	Assistant Coach	22-12	9-7	NCAA Tournament Second Round
2007-08	Purdue	Assistant Coach	25-9	15-3	NCAA Tournament Second Round
2008-09	Purdue	Assistant Coach	27-10	11-7	NCAA Tournament Sweet 16
2009-10	Purdue	Assistant Coach	29-6	14-4	NCAA Tournament Sweet 16
2010-11	Clemson	Associate Head Coach	22-12	9-7	NCAA Tournament Second Round
2011-12	Clemson	Associate Head Coach	16-15	8-8	-
2012-13	Mississippi State	Head Coach	10-22	4-14	-
2013-14	Mississippi State	Head Coach	14-19	3-15	-
2014-15	Mississippi State	Head Coach	13-19	6-12	-
2015-16	Southeast Missouri	Head Coach	5-24	2-14	-
2016-17	Southeast Missouri	Head Coach	15-18	9-7	OVC Tournament Quarterfinals
2017-18	Southeast Missouri	Head Coach	10-11	4-4	-

### Career Record: 67-113 (6 years)

Record at Southeast Missouri: 30-53, 15-25 OVC (3 years)

Record at Mississippi State: 37-60, 13-41 SEC (3 years)

Record as a college assistant/associate head coach: 266-202

# Southeast Missouri State **REDHAWKS**

## **MEDIA INFORMATION**

### **Redhawks Radio Network**

All Redhawk basketball games will be broadcast live on the radio at ESPN 92.9 FM and Real Rock 99.3 FM, and online at GoSoutheast.com. Erik Sean is in his 18th year as the “Voice of the Redhawks.” Sean is the Director of Sports Operations for Mississippi River Radio's eight radio stations in Cape Girardeau. He is an 11-time winner of the Missouri Broadcasters Association's Play-by-Play Award and three-time winner of the MBA's Sports Award. Sean will be assisted by Jess Bolen throughout the season.

### **Radio Network Affiliates**

#### **ESPN 92.9 FM (KLSC)**

Cape Girardeau, Mo.  
(Flagship)

#### **Real Rock 99.3 FM (KCGQ)**

Cape Girardeau, Mo.

#### **ESPN 1220 AM (KGIR)**

Cape Girardeau, Mo.

#### **ESPN 1470 (KMAL)**

Malden, Mo.

### **Practices**

All Southeast Missouri men's basketball practices are closed. Requested media interviews during the week should be made to Jeff Honza. Media interviews will be conducted before practice.

### **Credentials**

Credentials are required for entrance to the Show Me Center. To request season or single-game credentials, please contact Southeast Missouri Sports Information Director Jeff Honza by phone (573) 651-2933 or email [jhonza@semo.edu/redhawk1@me.com](mailto:jhonza@semo.edu/redhawk1@me.com). Credentials can be picked up at the NCAA pass gate located inside the main entrance of the Show Me Center.

### **Radio Show**

Southeast Missouri's basketball radio show returns to Wings Etc. this season. This year's radio shows will be on Mondays each week, beginning Nov. 27. A total of 12 shows are on this year's schedule, including eight in Cape Girardeau (3047 William Street) and four in Jackson (2003 East Jackson Blvd.). Erik Sean will host the radio show which airs live on ESPN 92.9 FM and ESPN 1220 AM each week. Fans can also watch every radio show live online at [SEMOESPN.com](http://SEMOESPN.com).

### **Radio Show Schedule**

Nov. 27 - Wings Etc. (Cape Girardeau)

Dec. 4 - Wings Etc. (Cape Girardeau)

Dec. 11 - Wings Etc. (Jackson)

Dec. 18 - Wings Etc. (Cape Girardeau)

Jan. 8 - Wings Etc. (Cape Girardeau)

Jan. 15 - Wings Etc. (Cape Girardeau)

Jan. 22 - Wings Etc. (Cape Girardeau)

Jan. 29 - Wings Etc. (Jackson)

Feb. 5 - Wings Etc. (Cape Girardeau)

Feb. 12 - Wings Etc. (Cape Girardeau)

Feb. 19 - Wings Etc. (Jackson)

### **Redhawks Basketball with Coach Ray**


“Redhawks Basketball with Coach Ray” will be televised Monday nights at 11:05 p.m., CT, on the Heartland CW (WQWQ-TV) and Charter Cable Channel 12. It also airs on Cable Channel 11 and simulcast on digital channel 89 on Tuesdays, Wednesdays and Thursdays at the following times: 8:30 a.m., 8 p.m. and midnight. The show begins Nov. 27 and is hosted by KFVS Sports Director Todd Richards.

### **OVC Digital Network**


The 2017-18 season is the sixth year for the OVC Digital Network which provides live games free on any device. Fans can watch Southeast Missouri's home and away OVC matchups free of charge online at [OVCDigitalNetwork.com](http://OVCDigitalNetwork.com).

# Southeast Missouri State REDHAWKS


2017-18 REDHAWKS




**DONDRE DUFFUS**  
G / 6-3 / 183 / Jr.  
Palm Beach, Fla.



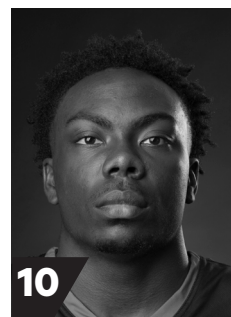
**RAY KOWALSKI**  
G / 6-3 / 195 / R-Fr.  
Concord, N.C.




**MILOS VRANES**  
F / 6-7 / 200 / Sr.  
Belgrade, Serbia



**JONATHAN DALTON**  
G / 5-10 / 155 / Jr.  
New Orleans, La.




**KHALIL CUFFEE**  
G / 6-4 / 210 / Fr.  
Fairburn, Ga.




**ISAIAH GABLE**  
F / 6-7 / 195 / Fr.  
Greenville, Ohio




**DONNIE LEWIS**  
G / 6-1 / 170 / Jr.  
Lexington, Ky.




**JUSTIN CARPENTER**  
F / 6-9 / 230 / Fr.  
Mt. Carmel, Ill.




**SKYLER HOGAN**  
G / 6-3 / 180 / So.  
Melbourne, Fla.




**DANIEL SIMMONS**  
G / 6-2 / 196 / Sr.  
Biggersville, Miss.



**LEDARRUS BREWER**  
G / 6-5 / 200 / Fr.  
Meridian, Miss.




**DENZEL MAHONEY**  
G/F / 6-4 / 213 / So.  
Oviedo, Fla.




**MARK LAROS**  
C / 6-10 / 223 / Jr.  
Hengelo, Netherlands



**RICK RAY**  
Head Coach  
Third Year




**ADAM GORDON**  
Assistant Coach  
Third Year




**NICK LAGROONE**  
Assistant Coach  
Third Year



**CHRIS MOORE**  
Assistant Coach  
Third Year



**JONATHAN ORTIZ**  
Graduate Manager  
First Year



**TOM BERRYMAN**  
Director of Operations  
Second Year

# Southeast Missouri State REDHAWKS

## 2017-18 STATISTICS



### 2017-18 Southeast Missouri Basketball Southeast Missouri Combined Team Statistics (as of Jan 20, 2018) All games



RECORD:	OVERALL	HOME	AWAY	NEUTRAL
ALL GAMES	10-11	5-4	4-6	1-1
CONFERENCE	4-4	2-2	2-2	0-0
NON-CONFERENCE	6-7	3-2	2-4	1-1

#	Player	gp-gs	min	avg	Total		3-Point		F-Throw		Rebounds				pf	dq	a	to	blk	stl	pts	avg
					fg-fga	fg%	3fg-fga	3fg%	ft-fa	ft%	off	def	tot	avg								
34	MAHONEY, Denzel	21-21	635	30.2	120-241	.498	40-91	.440	132-158	.835	29	80	109	5.2	60	1	25	36	5	15	412	19.6
25	BREWER, Ledarius	21-17	593	28.2	94-239	.393	46-128	.359	42-57	.737	9	66	75	3.6	47	2	28	31	9	21	276	13.1
23	SIMMONS, Daniel	21-7	498	23.7	88-187	.471	32-68	.471	47-66	.712	8	57	65	3.1	41	2	45	33	1	20	255	12.1
20	CARPENTER, Justin	20-13	424	21.2	70-135	.519	6-20	.300	32-45	.711	38	58	96	4.8	51	0	16	25	10	10	178	8.9
04	VRANES, Milos	20-13	400	20.0	46-105	.438	22-61	.361	12-24	.500	22	71	93	4.7	41	1	17	27	4	7	126	6.3
01	DUFFUS, Dondre	3-0	43	14.3	5-10	.500	2-3	.667	5-6	.833	0	5	5	1.7	9	0	3	6	0	3	17	5.7
05	DALTON, Jonathan	21-20	667	31.8	33-72	.458	12-32	.375	30-42	.714	15	31	46	2.2	39	1	114	41	0	25	108	5.1
42	LAROS, Mark	17-7	272	16.0	37-59	.627	0-3	.000	7-12	.583	32	37	69	4.1	20	0	5	18	8	5	81	4.8
13	GABLE, Isaiah	13-0	172	13.2	19-49	.388	13-34	.382	7-11	.636	1	20	21	1.6	16	0	5	6	0	0	58	4.5
03	KOWALSKI, Ray	18-5	293	16.3	27-80	.338	16-48	.333	10-10	1.000	4	19	23	1.3	16	0	14	15	0	5	80	4.4
15	LEWIS, Donnie	21-2	228	10.9	3-6	.500	2-5	.400	3-5	.600	6	7	13	0.6	29	0	28	10	0	8	11	0.5
Team											29	41	70		1		5					
Total.....		21	4225		542-1183	.458	191-493	.387	327-436	.750	193	492	685	32.6	370	7	300	253	37	119	1602	76.3
Opponents.....		21	4225		577-1215	.475	178-479	.372	295-416	.709	208	511	719	34.2	387	-	298	250	79	98	1627	77.5

TEAM STATISTICS	SEMO	OPP
SCORING	1602	1627
Points per game	76.3	77.5
Scoring margin	-1.2	-
FIELD GOALS-ATT	542-1183	577-1215
Field goal pct	.458	.475
3 POINT FG-ATT	191-493	178-479
3-point FG pct	.387	.372
3-pt FG made per game	9.1	8.5
FREE THROWS-ATT	327-436	295-416
Free throw pct	.750	.709
F-Throws made per game	15.6	14.0
REBOUNDS	685	719
Rebounds per game	32.6	34.2
Rebounding margin	-1.6	-
ASSISTS	300	298
Assists per game	14.3	14.2
TURNOVERS	253	250
Turnovers per game	12.0	11.9
Turnover margin	-0.1	-
Assist/turnover ratio	1.2	1.2
STEALS	119	98
Steals per game	5.7	4.7
BLOCKS	37	79
Blocks per game	1.8	3.8
ATTENDANCE	9033	33452
Home games-Avg/Game	9-1004	10-3345
Neutral site-Avg/Game	-	2-0

Date	Opponent	Score	Att.
11-10-17	MISSOURI BAPTIST	W 81-69	1239
\$ 11-13-17	at Louisiana Tech	Lot 95-96	2456
\$ 11-16-17	at Evansville	L 50-66	3151
\$ 11-21-17	vs CSUN	W 74-59	0
\$ 11-22-17	vs MONTANA STATE	L 82-88	0
11-26-17	N.C. CENTRAL	L 70-77	645
11-28-17	HANNIBAL-LAGRANGE	W 83-59	815
12-02-17	at N.C. Central	W 86-77	873
12-06-17	UMKC	W 91-87	1586
12-09-17	at Southern Illinois	W 75-69	4493
12-16-17	at Kansas State	L 71-89	7389
12-20-17	BRADLEY	L 67-75	702
12-22-17	at Saint Louis	L 48-78	8021
* 12-28-17	BELMONT	L 72-94	1310
* 12-31-17	TENNESSEE STATE	W 77-65	615
* 01-04-18	at Murray St.	L 73-89	2728
* 01-06-18	at Austin Peay	L 71-76	1825
* 01-11-18	MOREHEAD STATE	W 78-75	915
* 01-13-18	EASTERN KENTUCKY	L 86-91	1206
* 01-18-18	at SIUE	W 86-74	1147
* 01-20-18	at Eastern Illinois	W 86-74	1369

\* = Conference game  
\$ = Cancun Challenge

Score by Periods	1st	2nd	OT	Totals
Southeast Missouri	721	865	16	1602
Opponents	769	841	17	1627



# Southeast Missouri State REDHAWKS

## 2017-18 OVC STATISTICS



### 2017-18 Southeast Missouri Basketball Southeast Missouri Combined Team Statistics (as of Jan 20, 2018) Conference games only



RECORD:	OVERALL	HOME	AWAY	NEUTRAL
ALL GAMES	4-4	2-2	2-2	0-0
CONFERENCE	4-4	2-2	2-2	0-0
NON-CONFERENCE	0-0	0-0	0-0	0-0

#	Player	gp-gs	min	avg	Total		3-Point		F-Throw		Rebounds				pf	dq	a	to	blk	stl	pts	avg
					fg-fga	fg%	3fg-fga	3fg%	ft-fa	ft%	off	def	tot	avg								
34	MAHONEY, Denzel	8-8	249	31.1	45-91	.495	20-46	.435	60-69	.870	17	37	54	6.8	25	1	11	16	2	8	170	21.3
25	BREWER, Ledarius	8-8	251	31.4	40-101	.396	22-64	.344	24-32	.750	3	28	31	3.9	15	0	7	10	4	8	126	15.8
23	SIMMONS, Daniel	8-1	191	23.9	38-68	.559	13-25	.520	17-24	.708	1	24	25	3.1	19	1	13	17	0	8	106	13.3
20	CARPENTER, Justin	8-6	170	21.3	24-52	.462	3-8	.375	9-13	.692	13	15	28	3.5	23	0	4	11	2	3	60	7.5
05	DALTON, Jonathan	8-8	267	33.4	18-42	.429	8-20	.400	11-16	.688	6	12	18	2.3	15	1	47	17	0	9	55	6.9
13	GABLE, Isaiah	2-0	32	16.0	4-11	.364	2-7	.286	3-4	.750	1	3	4	2.0	2	0	1	0	0	0	13	6.5
04	VRANES, Milos	7-5	144	20.6	13-33	.394	9-24	.375	5-10	.500	7	21	28	4.0	14	1	8	9	0	2	40	5.7
42	LAROS, Mark	8-2	127	15.9	17-26	.654	0-3	.000	2-4	.500	13	19	32	4.0	9	0	3	8	2	1	36	4.5
03	KOWALSKI, Ray	6-0	63	10.5	4-11	.364	3-9	.333	2-2	1.000	1	3	4	0.7	3	0	4	5	0	2	13	2.2
15	LEWIS, Donnie	8-2	106	13.3	3-5	.600	2-4	.500	2-3	.667	2	4	6	0.8	12	0	18	8	0	4	10	1.3
Team											9	14	23		1		2					
Total.....		8	1600		206-440	.468	82-210	.390	135-177	.763	73	180	253	31.6	138	4	116	103	10	45	629	78.6
Opponents.....		8	1600		226-475	.476	73-203	.360	113-151	.748	86	187	273	34.1	154	-	111	96	21	42	638	79.8

TEAM STATISTICS	SEMO	OPP
SCORING	629	638
Points per game	78.6	79.8
Scoring margin	-1.1	-
FIELD GOALS-ATT	206-440	226-475
Field goal pct	.468	.476
3 POINT FG-ATT	82-210	73-203
3-point FG pct	.390	.360
3-pt FG made per game	10.3	9.1
FREE THROWS-ATT	135-177	113-151
Free throw pct	.763	.748
F-Throws made per game	16.9	14.1
REBOUNDS	253	273
Rebounds per game	31.6	34.1
Rebounding margin	-2.5	-
ASSISTS	116	111
Assists per game	14.5	13.9
TURNOVERS	103	96
Turnovers per game	12.9	12.0
Turnover margin	-0.9	-
Assist/turnover ratio	1.1	1.2
STEALS	45	42
Steals per game	5.6	5.3
BLOCKS	10	21
Blocks per game	1.3	2.6
ATTENDANCE	4046	7069
Home games-Avg/Game	4-1012	4-1767
Neutral site-Avg/Game	-	0-0

Date	Opponent	Score	Att.
* 12-28-17	BELMONT	L 72-94	1310
* 12-31-17	TENNESSEE STATE	w 77-65	615
* 01-04-18	at Murray St.	L 73-89	2728
* 01-06-18	at Austin Peay	L 71-76	1825
* 01-11-18	MOREHEAD STATE	w 78-75	915
* 01-13-18	EASTERN KENTUCKY	L 86-91	1206
* 01-18-18	at SIUE	w 86-74	1147
* 01-20-18	at Eastern Illinois	w 86-74	1369

\* = Conference game  
\$ = Cancun Challenge

Score by Periods	1st	2nd	Totals
Southeast Missouri	270	359	629
Opponents	298	340	638

# Southeast Missouri State REDHAWKS

## 2017-18 STATISTICS

### Comparison Game-by-Game (Southeast Missouri/Opponent)

Opponent	1st	2nd	Score	Mar	Total FG	FG Pct	3-Pointers	3FG Pct	Free Throws	FT Pct	Rebounds (Mar)	Assist	T/Over	Block	Steal	Fouls
Missouri Baptist	37/27	44/42	81-69	+12	27-54/24-48	.500/.500	8-20/8-23	.400/.348	19-21/13-23	.905/.565	29/30 (1)	17/10	13/18	2/4	7/3	18/16
Louisiana Tech	39/39	40/40	95-96	(1)	36-75/31-60	.480/.517	9-25/6-21	.360/.286	14-19/28-34	.737/.824	37/37 -	20/16	9/9	4/8	6/1	20/17
Evansville	21/36	29/30	50-66	(16)	19-48/18-45	.396/.400	8-25/8-18	.320/.444	4-8/22-27	.500/.815	31/28 +3	9/12	18/10	5/2	5/5	24/14
Cal State Northridge	39/28	35/31	74-59	+15	28-61/21-62	.459/.339	10-24/5-19	.417/.263	8-11/12-17	.727/.706	39/36 +3	17/9	10/9	4/3	7/5	16/11
Montana State	34/41	48/47	82-88	(6)	29-51/27-54	.569/.500	4-15/8-20	.267/.400	20-26/26-34	.769/.765	31/26 +5	11/12	15/11	1/2	5/6	26/24
North Carolina Central	32/41	38/36	70-77	(7)	22-63/28-54	.349/.519	5-20/7-19	.250/.368	21-27/14-22	.778/.636	42/34 +8	11/12	12/12	0/4	7/7	18/22
Hannibal-LaGrange	33/33	50/26	83-59	+24	31-63/25-58	.492/.431	6-19/4-18	.316/.222	15-21/5-12	.714/.417	37/33 +4	14/13	10/18	3/6	10/5	12/19
North Carolina Central	38/35	48/42	86-77	+9	31-55/29-57	.564/.509	10-16/5-15	.625/.333	14-22/14-19	.636/.737	31/30 +1	18/17	10/13	2/2	6/2	16/20
UMKC	48/37	43/50	91-87	+4	28-58/31-72	.483/.431	12-22/15-34	.545/.441	23-30/10-14	.767/.714	39/41 (2)	21/17	10/9	5/6	3/4	15/25
Southern Illinois	39/25	36/44	75-69	+6	22-50/25-63	.440/.397	12-26/11-28	.462/.393	19-30/8-15	.633/.533	34/41 (7)	9/15	11/15	0/6	8/3	20/23
Kansas State	39/53	32/36	71-89	(18)	25-57/35-56	.439/.625	11-25/11-23	.440/.478	10-10/8-16	1.000/.500	19/37 (18)	16/25	9/11	0/4	4/5	16/9
Bradley	29/41	38/34	67-75	(8)	21-55/25-53	.382/.472	9-25/9-18	.360/.500	16-22/16-23	.727/.696	35/36 (1)	11/12	12/10	0/5	3/4	20/20
Saint Louis	23/35	25/43	48-78	(30)	17-53/32-58	.321/.552	5-21/8-20	.238/.400	9-12/6-9	.750/.667	28/37 (9)	10/17	11/9	1/6	3/6	11/13
Belmont	36/47	36/47	72-94	(22)	24-59/36-60	.407/.600	9-23/14-28	.391/.500	15-23/8-10	.652/.800	29/34 (5)	13/21	12/10	0/5	7/4	13/21
Tennessee State	29/27	48/38	77-65	+12	24-53/24-56	.453/.429	12-35/8-22	.343/.364	17-20/9-11	.850/.818	39/27 +12	15/8	14/10	4/2	5/7	15/20
Murray State	34/45	39/44	73-89	(16)	25-55/29-54	.455/.537	8-21/8-17	.381/.471	15-20/23-30	.750/.767	31/31 -	13/12	15/12	0/3	5/9	22/19
Austin Peay	27/36	44/40	71-76	(5)	24-51/28-62	.471/.452	11-24/6-25	.458/.240	12-17/14-20	.706/.700	23/44 (21)	14/13	12/13	2/0	4/4	21/15
Morehead State	37/28	41/47	78-75	+3	26-51/28-58	.510/.483	8-29/7-25	.276/.280	18-25/12-17	.720/.706	30/36 (6)	11/10	13/17	2/0	5/6	19/22
Eastern Kentucky	36/44	50/47	86-91	(5)	30-60/29-64	.500/.453	11-28/12-29	.393/.414	15-21/21-22	.714/.955	37/29 +8	14/15	16/10	1/2	6/5	17/19
SIU Edwardsville	35/28	51/46	86-74	+12	26-55/25-63	.473/.397	11-24/10-33	.458/.303	23-29/14-23	.793/.609	35/38 (3)	16/16	11/10	1/5	7/4	17/21
Eastern Illinois	36/43	50/31	86-74	+12	27-56/27-58	.482/.466	12-26/8-24	.462/.333	20-22/12-18	.909/.667	29/34 (5)	20/16	10/14	0/4	6/3	14/17
Tennessee Tech																
Jacksonville State																
Murray State																
Austin Peay																
Morehead State																
UT Martin																
Eastern Illinois																
SIU Edwardsville																
Eastern Kentucky																
UT Martin																

### Points in the Paint, Second Chance Points, Points Off Turnovers, Fastbreak Points, Bench Points

Opponent	W/L	POINTS IN THE PAINT		2ND CHANCE POINTS		POINTS OFF TURNOVERS		FASTBREAK POINTS		BENCH POINTS	
		SEMO	OPP.	SEMO	OPP.	SEMO	OPP.	SEMO	OPP.	SEMO	OPP.
Missouri Baptist	W	30	26	5	6	23	9	4	0	25	30
Louisiana Tech	L	42	44	12	12	17	10	2	0	40	28
Evansville	L	16	18	0	0	10	19	6	0	28	11
Cal State Northridge	W	28	22	5	9	10	10	14	9	10	13
Montana State	L	44	28	13	8	17	13	6	7	26	29
North Carolina Central	L	26	36	13	4	16	9	4	2	24	31
Hannibal-LaGrange	W	44	32	12	7	21	11	4	6	32	6
North Carolina Central	W	40	38	10	11	17	14	12	10	22	32
UMKC	W	28	30	13	17	15	17	4	0	43	34
Southern Illinois	W	18	26	6	12	16	13	2	0	14	33
Kansas State	L	22	44	6	8	11	14	3	12	22	17
Bradley	L	16	22	7	6	7	12	2	2	25	29
Saint Louis	L	18	48	8	18	2	20	0	14	15	13
Belmont	L	16	38	16	10	13	15	4	4	14	37
Tennessee State	W	18	24	9	4	13	19	12	0	11	17
Murray State	L	30	40	11	6	15	23	4	8	23	9
Austin Peay	L	22	38	5	24	19	16	2	4	13	13
Morehead State	W	36	34	11	8	25	21	2	6	17	21
Eastern Kentucky	L	38	30	3	9	15	18	4	4	31	31
SIU Edwardsville	W	30	22	9	17	9	17	5	0	23	19
Eastern Illinois	W	26	30	10	6	21	13	12	5	29	0
Tennessee Tech											
Jacksonville State											
Murray State											
Austin Peay											
Morehead State											
UT Martin											
Eastern Illinois											
SIU Edwardsville											
Eastern Kentucky											
UT Martin											

# Southeast Missouri State REDHAWKS

## 2017-18 STATISTICS

### Game-by-Game Leaders

Opponent	W/L	Score	Points	Rebounds	Assists	Blocks	Steals
Missouri Baptist	W	81-69	Mahoney - 21	Laros - 9	Dalton - 7	Laros, Mahoney - 1	Brewer - 2
Louisiana Tech	L	95-96 <sup>OT</sup>	Mahoney - 25	Mahoney - 7	Dalton - 7	Simmons, Laros, Carpenter, Brewer - 1	Dalton - 2
Evansville	L	50-66	Vranes - 16	Vranes - 10	Dalton - 5	Brewer - 2	Dalton - 3
Cal State Northridge	W	74-59	Brewer - 20	Laros - 9	Dalton - 5	Laros, Brewer, Mahoney, Carpenter - 1	Simmons - 3
Montana State	L	82-88	Mahoney - 27	Carpenter - 8	Dalton - 6	Laros - 1	Dalton, Simmons, Vranes, Carpenter, Brewer - 1
North Carolina Central	L	70-77	Mahoney, Simmons - 15	Carpenter - 11	Dalton - 5	-	Simmons, Dalton - 2
Hannibal-LaGrange	W	83-59	Mahoney - 27	Gable - 10	Mahoney, Lewis, Simmons - 3	Vranes, Carpenter, Laros - 1	Dalton, Lewis - 2
North Carolina Central	W	86-77	Carpenter - 20	Carpenter - 6	Dalton - 5	Vranes - 2	Mahoney - 2
UMKC	W	91-87	Simmons - 18	Carpenter - 11	Dalton - 10	Carpenter - 3	Dalton - 2
Southern Illinois	W	75-69	Mahoney - 18	Vranes, Simmons - 6	Dalton - 4	-	Duffus - 3
Kansas State	L	71-89	Mahoney - 23	Vranes - 6	Dalton, Simmons - 4	-	Carpenter, Dalton, Brewer, Lewis - 1
Bradley	L	67-75	Mahoney - 17	Brewer - 7	Dalton - 3	-	Vranes, Dalton, Brewer - 1
Saint Louis	L	48-78	Mahoney - 12	Carpenter - 7	Dalton - 4	Carpenter - 1	Brewer - 2
Belmont	L	72-94	Brewer - 21	Mahoney - 8	Dalton - 6	-	Mahoney, Dalton - 2
Tennessee State	W	77-65	Mahoney - 22	Mahoney - 11	Dalton, Lewis - 4	Brewer - 3	Mahoney - 2
Murray State	L	73-89	Brewer - 19	Vranes - 10	Dalton - 4	-	Dalton, Simmons - 2
Austin Peay	L	71-76	Mahoney - 24	Vranes - 5	Dalton - 9	Brewer, Mahoney - 1	Brewer - 2
Morehead State	W	78-75	Mahoney - 22	Laros - 8	Dalton - 6	Mahoney, Laros - 1	Mahoney, Laros, Dalton, Brewer, Simmons - 1
Eastern Kentucky	L	86-91	Mahoney - 25	Mahoney - 9	Dalton - 5	Laros - 1	Brewer - 2
SIU Edwardsville	W	86-74	Mahoney - 36	Mahoney - 7	Dalton - 7	Carpenter - 1	Simmons - 3
Eastern Illinois	W	86-74	Simmons - 26	Brewer - 7	Dalton - 6	-	Dalton - 2
Tennessee Tech							
Jacksonville State							
Murray State							
Austin Peay							
Morehead State							
UT Martin							
Eastern Illinois							
SIU Edwardsville							
Eastern Kentucky							
UT Martin							

### Game-by-Game Starters

Opponent	W/L	Score	Guard	Guard	Guard	Forward	Center/Guard	First Man Off the Bench
Missouri Baptist	W	81-69	Dalton	Simmons	Kowalski	Mahoney	Laros, C	Brewer, 14 pts., 5 reb., 3 assists, 2 steals, 26 min.
Louisiana Tech	L	95-96 <sup>OT</sup>	Dalton	Simmons	Kowalski	Mahoney	Laros, C	Brewer, 20 pts., 6 reb., 1 assist, 1 block, 1 steal, 31 min.
Evansville	L	50-66	Dalton	Simmons	Kowalski	Mahoney	Laros, C	Carpenter, 2 pts., 1 reb., 1 block, 14 min.
Cal State Northridge	W	74-59	Brewer	Simmons	Kowalski	Mahoney	Laros, C	Carpenter, 9 pts., 5 reb., 13 min.
Montana State	L	82-88	Dalton	Simmons	Kowalski	Mahoney	Laros, C	Brewer, 9 pts., 2 reb., 25 min.
North Carolina Central	L	70-77	Dalton	Brewer	Mahoney	Vranes	Carpenter, C	Simmons, 15 pts., 4 reb., 26 min.
Hannibal-LaGrange	W	83-59	Dalton	Brewer	Mahoney	Vranes	Carpenter, C	Gable, 8 pts., 10 reb., 19 min.
North Carolina Central	W	86-77	Dalton	Brewer	Mahoney	Vranes	Carpenter, C	Simmons, 10 pts., 3 reb.
UMKC	W	91-87	Dalton	Brewer	Mahoney	Vranes	Carpenter, C	Simmons, 18 pts., 3 reb., 3 assists, 21 min.
Southern Illinois	W	75-69	Dalton	Brewer	Mahoney	Vranes	Simmons, G	Gable, 6 pts., 1 reb., 20 min.
Kansas State	L	71-89	Dalton	Brewer	Mahoney	Vranes	Carpenter, C	Simmons, 17 pts., 4 assists, 33 min.
Bradley	L	67-75	Dalton	Brewer	Mahoney	Vranes	Carpenter, C	Gable, 9 pts., 1 reb., 1 assist, 17 min.
Saint Louis	L	48-78	Dalton	Brewer	Mahoney	Vranes	Carpenter, C	Gable, 3 pts., 17 min.
Belmont	L	72-94	Dalton	Brewer	Simmons	Mahoney	Carpenter, C	Kowalski, 2 pts., 9 min.
Tennessee State	W	77-65	Dalton	Brewer	Mahoney	Vranes	Carpenter, C	Simmons, 6 pts., 1 reb., 12 min.
Murray State	L	73-89	Dalton	Brewer	Mahoney	Vranes	Carpenter, C	Simmons, 8 pts., 3 reb., 18 min.
Austin Peay	L	71-76	Dalton	Brewer	Mahoney	Vranes	Carpenter, C	Simmons, 11 pts., 2 reb., 22 min.
Morehead State	W	78-75	Dalton	Brewer	Lewis	Mahoney	Laros, C	Simmons, 15 pts., 3 reb., 29 min.
Eastern Kentucky	L	86-91	Dalton	Brewer	Lewis	Mahoney	Laros, C	Simmons, 22 pts., 3 reb., 1 assist, 1 steal, 28 min.
SIU Edwardsville	W	86-74	Dalton	Brewer	Mahoney	Vranes	Carpenter, C	Simmons, 7 pts., 3 reb., 3 steals, 24 min.
Eastern Illinois	W	86-74	Dalton	Brewer	Mahoney	Vranes	Carpenter, C	Simmons, 26 pts., 5 reb., 5 assists, 27 min.
Tennessee Tech								
Jacksonville State								
Murray State								
Austin Peay								
Morehead State								
UT Martin								
Eastern Illinois								
SIU Edwardsville								
Eastern Kentucky								
UT Martin								

### Starting Lineup Combinations

Record	Guard	Guard	Guard	Forward/Guard	Center
1-3	Dalton	Simmons	Kowalski	Mahoney, F	Laros
1-0	Brewer	Simmons	Kowalski	Mahoney, F	Laros
6-6	Dalton	Brewer	Mahoney	Vranes, F	Carpenter
1-0	Dalton	Brewer	Mahoney	Simmons, G	Vranes
0-1	Dalton	Brewer	Simmons	Mahoney, F	Carpenter
1-1	Dalton	Brewer	Lewis	Mahoney, F	Laros

# Southeast Missouri State REDHAWKS

## 2017-18 TEAM GAME-BY-GAME STATISTICS

	Score	FG-A	Pct.	3FG-A	Pct.	FT-A	Pct.	OFF	DEF	Total	E	A	TO	B	S
<b>Southeast Missouri</b>	<b>W, 81-69</b>	<b>27-54</b>	<b>.500</b>	<b>8-20</b>	<b>.400</b>	<b>19-21</b>	<b>.905</b>	<b>8</b>	<b>21</b>	<b>29</b>	<b>18</b>	<b>17</b>	<b>13</b>	<b>2</b>	<b>7</b>
Missouri Baptist		24-48	.500	8-23	.348	13-23	.565	11	19	30	16	10	18	4	3
<b>Southeast Missouri</b>	<b>L, 95-96 OT</b>	<b>36-75</b>	<b>.480</b>	<b>9-25</b>	<b>.360</b>	<b>14-19</b>	<b>.737</b>	<b>13</b>	<b>24</b>	<b>37</b>	<b>20</b>	<b>20</b>	<b>9</b>	<b>4</b>	<b>6</b>
Louisiana Tech		31-60	.517	6-21	.286	28-34	.824	7	30	37	17	16	9	8	1
<b>Southeast Missouri</b>	<b>L, 50-66</b>	<b>19-48</b>	<b>.396</b>	<b>8-25</b>	<b>.320</b>	<b>4-8</b>	<b>.500</b>	<b>5</b>	<b>26</b>	<b>31</b>	<b>24</b>	<b>9</b>	<b>18</b>	<b>5</b>	<b>5</b>
Evansville		18-45	.400	8-18	.444	22-27	.815	4	24	28	14	12	10	2	5
<b>Southeast Missouri</b>	<b>W, 74-59</b>	<b>28-61</b>	<b>.459</b>	<b>10-24</b>	<b>.417</b>	<b>8-11</b>	<b>.727</b>	<b>9</b>	<b>30</b>	<b>39</b>	<b>16</b>	<b>17</b>	<b>10</b>	<b>4</b>	<b>7</b>
Cal State Northridge		21-62	.339	5-19	.263	12-17	.706	12	24	36	11	9	9	3	5
<b>Southeast Missouri</b>	<b>L, 82-88</b>	<b>29-51</b>	<b>.569</b>	<b>4-15</b>	<b>.267</b>	<b>20-26</b>	<b>.769</b>	<b>8</b>	<b>23</b>	<b>31</b>	<b>26</b>	<b>11</b>	<b>15</b>	<b>1</b>	<b>5</b>
Montana State		27-54	.500	8-20	.400	26-34	.765	9	17	26	24	12	11	2	6
<b>Southeast Missouri</b>	<b>L, 70-77</b>	<b>22-63</b>	<b>.349</b>	<b>5-20</b>	<b>.250</b>	<b>21-27</b>	<b>.778</b>	<b>15</b>	<b>27</b>	<b>42</b>	<b>18</b>	<b>11</b>	<b>12</b>	<b>0</b>	<b>7</b>
North Carolina Central		28-54	.519	7-19	.368	14-22	.636	4	30	34	22	12	12	4	7
<b>Southeast Missouri</b>	<b>W, 83-59</b>	<b>31-63</b>	<b>.492</b>	<b>6-19</b>	<b>.316</b>	<b>15-21</b>	<b>.714</b>	<b>10</b>	<b>27</b>	<b>37</b>	<b>12</b>	<b>14</b>	<b>10</b>	<b>3</b>	<b>10</b>
Hannibal-LaGrange		25-58	.431	4-18	.222	5-12	.417	9	24	33	19	13	18	6	5
<b>Southeast Missouri</b>	<b>W, 86-77</b>	<b>31-55</b>	<b>.564</b>	<b>10-16</b>	<b>.625</b>	<b>14-22</b>	<b>.636</b>	<b>8</b>	<b>23</b>	<b>31</b>	<b>16</b>	<b>18</b>	<b>10</b>	<b>2</b>	<b>6</b>
North Carolina Central		29-57	.509	5-15	.333	14-19	.737	8	22	30	20	17	13	2	2
<b>Southeast Missouri</b>	<b>W, 91-87</b>	<b>28-58</b>	<b>.483</b>	<b>12-22</b>	<b>.545</b>	<b>23-30</b>	<b>.767</b>	<b>11</b>	<b>28</b>	<b>39</b>	<b>15</b>	<b>21</b>	<b>10</b>	<b>5</b>	<b>3</b>
UMKC		31-72	.431	15-34	.441	10-14	.714	16	25	41	25	17	9	6	4
<b>Southeast Missouri</b>	<b>W, 75-69</b>	<b>22-50</b>	<b>.440</b>	<b>12-26</b>	<b>.462</b>	<b>19-30</b>	<b>.633</b>	<b>7</b>	<b>27</b>	<b>34</b>	<b>20</b>	<b>9</b>	<b>11</b>	<b>0</b>	<b>8</b>
Southern Illinois		25-63	.397	11-28	.393	8-15	.533	14	27	41	23	15	15	6	3
<b>Southeast Missouri</b>	<b>L, 71-89</b>	<b>25-57</b>	<b>.439</b>	<b>11-25</b>	<b>.440</b>	<b>10-10</b>	<b>1.000</b>	<b>5</b>	<b>14</b>	<b>19</b>	<b>16</b>	<b>16</b>	<b>9</b>	<b>0</b>	<b>4</b>
Kansas State		35-56	.625	11-23	.478	8-16	.500	10	27	37	9	25	11	4	5
<b>Southeast Missouri</b>	<b>L, 67-75</b>	<b>21-55</b>	<b>.382</b>	<b>9-25</b>	<b>.360</b>	<b>16-22</b>	<b>.727</b>	<b>10</b>	<b>25</b>	<b>35</b>	<b>20</b>	<b>11</b>	<b>12</b>	<b>0</b>	<b>3</b>
Bradley		25-53	.472	9-18	.500	16-23	.696	7	29	36	20	12	10	5	4
<b>Southeast Missouri</b>	<b>L, 48-78</b>	<b>17-53</b>	<b>.321</b>	<b>5-21</b>	<b>.238</b>	<b>9-12</b>	<b>.750</b>	<b>11</b>	<b>17</b>	<b>28</b>	<b>11</b>	<b>10</b>	<b>11</b>	<b>1</b>	<b>3</b>
Saint Louis		32-58	.552	8-20	.400	6-9	.667	11	26	37	13	17	9	6	6
<b>Southeast Missouri</b>	<b>L, 72-94</b>	<b>24-59</b>	<b>.407</b>	<b>9-23</b>	<b>.391</b>	<b>15-23</b>	<b>.652</b>	<b>12</b>	<b>17</b>	<b>29</b>	<b>13</b>	<b>13</b>	<b>12</b>	<b>0</b>	<b>7</b>
Belmont		36-60	.600	14-28	.500	8-10	.800	7	27	34	21	21	10	5	4
<b>Southeast Missouri</b>	<b>W, 77-65</b>	<b>24-53</b>	<b>.453</b>	<b>12-35</b>	<b>.343</b>	<b>17-20</b>	<b>.850</b>	<b>10</b>	<b>29</b>	<b>39</b>	<b>15</b>	<b>15</b>	<b>14</b>	<b>4</b>	<b>5</b>
Tennessee State		24-56	.429	8-22	.364	9-11	.818	5	22	27	20	8	10	2	7
<b>Southeast Missouri</b>	<b>L, 73-89</b>	<b>25-55</b>	<b>.455</b>	<b>8-21</b>	<b>.381</b>	<b>15-20</b>	<b>.750</b>	<b>10</b>	<b>21</b>	<b>31</b>	<b>22</b>	<b>13</b>	<b>15</b>	<b>0</b>	<b>5</b>
Murray State		29-54	.537	8-17	.471	23-30	.767	8	23	31	19	12	12	3	9
<b>Southeast Missouri</b>	<b>L, 71-76</b>	<b>24-51</b>	<b>.471</b>	<b>11-24</b>	<b>.458</b>	<b>12-17</b>	<b>.706</b>	<b>7</b>	<b>16</b>	<b>23</b>	<b>21</b>	<b>14</b>	<b>12</b>	<b>2</b>	<b>4</b>
Austin Peay		28-62	.452	6-25	.240	14-20	.700	22	22	44	15	13	13	0	4
<b>Southeast Missouri</b>	<b>W, 78-75</b>	<b>26-51</b>	<b>.510</b>	<b>8-29</b>	<b>.276</b>	<b>18-25</b>	<b>.720</b>	<b>8</b>	<b>22</b>	<b>30</b>	<b>19</b>	<b>11</b>	<b>13</b>	<b>2</b>	<b>5</b>
Morehead State		28-58	.483	7-25	.280	12-17	.706	12	24	36	22	10	17	0	6
<b>Southeast Missouri</b>	<b>L, 86-91</b>	<b>30-60</b>	<b>.500</b>	<b>11-28</b>	<b>.393</b>	<b>15-21</b>	<b>.714</b>	<b>9</b>	<b>28</b>	<b>37</b>	<b>17</b>	<b>14</b>	<b>16</b>	<b>1</b>	<b>6</b>
Eastern Kentucky		29-64	.453	12-29	.414	21-22	.955	7	22	29	19	15	10	2	5
<b>Southeast Missouri</b>	<b>W, 86-74</b>	<b>26-55</b>	<b>.473</b>	<b>11-24</b>	<b>.458</b>	<b>23-29</b>	<b>.793</b>	<b>10</b>	<b>25</b>	<b>35</b>	<b>17</b>	<b>16</b>	<b>11</b>	<b>1</b>	<b>7</b>
SIU Edwardsville		25-63	.397	10-33	.303	14-23	.609	14	24	38	21	16	10	5	4
<b>Southeast Missouri</b>	<b>W, 86-74</b>	<b>27-56</b>	<b>.482</b>	<b>12-26</b>	<b>.462</b>	<b>20-22</b>	<b>.909</b>	<b>7</b>	<b>22</b>	<b>29</b>	<b>14</b>	<b>20</b>	<b>10</b>	<b>0</b>	<b>6</b>
Eastern Illinois		27-58	.466	8-24	.333	12-18	.667	11	23	34	17	16	14	4	3
<b>Southeast Missouri</b>															
Tennessee Tech															
<b>Southeast Missouri</b>															
Jacksonville State															
<b>Southeast Missouri</b>															
Murray State															
<b>Southeast Missouri</b>															
Austin Peay															
<b>Southeast Missouri</b>															
Morehead State															
<b>Southeast Missouri</b>															
UT Martin															
<b>Southeast Missouri</b>															
Eastern Illinois															
<b>Southeast Missouri</b>															
SIU Edwardsville															
<b>Southeast Missouri</b>															
Eastern Kentucky															
<b>Southeast Missouri</b>															
UT Martin															



# Southeast Missouri State REDHAWKS

## MISCELLANEOUS STATISTICS

### GAME-BY-GAME LEADERS SUMMARY (# OF GAMES)

#### Points

Denzel Mahoney.....	14
Ledarius Brewer.....	3
Daniel Simmons.....	3
Milos Vranes.....	1
Justin Carpenter.....	1

#### Rebounds

Justin Carpenter.....	5
Milos Vranes.....	5
Denzel Mahoney.....	5
Mark Laros.....	3
Ledarius Brewer.....	2
Daniel Simmons.....	1
Isaiah Gable.....	1

#### Assists

Jonathan Dalton.....	20
Daniel Simmons.....	2
Donnie Lewis.....	2
Denzel Mahoney.....	1

#### Blocks

Mark Laros.....	7
Justin Carpenter.....	6
Ledarius Brewer.....	5
Denzel Mahoney.....	5
Milos Vranes.....	2

#### Steals

Jonathan Dalton.....	12
Ledarius Brewer.....	7
Daniel Simmons.....	6
Denzel Mahoney.....	4
Justin Carpenter.....	2
Donnie Lewis.....	2
Milos Vranes.....	2
Dondre Duffus.....	1
Mark Laros.....	1

#### Dunks (# for 2017-18 Season)

Ledarius Brewer.....	8
Mark Laros.....	2
Justin Carpenter.....	2

#### Games Played/Started

	2017-18	Career
Denzel Mahoney	21/21	54/54
Daniel Simmons	21/7	53/7
Milos Vranes	20/13	51/13
Jonathan Dalton	21/20	51/21
Ledarius Brewer	21/17	21/17
Donnie Lewis	21/1	21/1
Justin Carpenter	20/13	20/13
Ray Kowalski	18/5	18/5
Mark Laros	17/7	17/7
Isaiah Gable	13/0	13/0
Dondre Duffus	3/0	8/3

### CAREER LEDGER

#### Double-Digit Point Games

	2017-18	Career
Denzel Mahoney.....	19	46
Daniel Simmons.....	13	18
Ledarius Brewer.....	13	13
Milos Vranes.....	5	12
Justin Carpenter.....	8	8
Ray Kowalski.....	4	4
Jonathan Dalton.....	4	4
Dondre Duffus.....	-	2
Mark Laros.....	1	1

#### Double-Digit Rebound Games

	2017-18	Career
Justin Carpenter.....	2	2
Milos Vranes.....	2	2
Isaiah Gable.....	1	1
Denzel Mahoney.....	1	1

#### 20+ Point Games

	2017-18	Career
Denzel Mahoney.....	10	20
Ledarius Brewer.....	2	2
Justin Carpenter.....	2	2
Daniel Simmons.....	2	2

#### 8+ Rebound Games

	2017-18	Career
Denzel Mahoney.....	3	4
Justin Carpenter.....	3	3
Mark Laros.....	3	3
Milos Vranes.....	2	2
Isaiah Gable.....	1	1

#### 5+ Assist Games

	2017-18	Career
Jonathan Dalton.....	14	14
Daniel Simmons.....	1	2
Denzel Mahoney.....	-	1

#### 3+ Steal Games

	2017-18	Career
Daniel Simmons.....	2	3
Dondre Duffus.....	-	2
Milos Vranes.....	-	2
Jonathan Dalton.....	2	2
Denzel Mahoney.....	-	1

#### Double-Doubles

	2017-18	Career
Justin Carpenter.....	2	2
Milos Vranes.....	2	2
Denzel Mahoney.....	1	1

### SOUTHEAST MISSOURI'S 2017-18 RECORD:

At Home.....	5-4
On the Road.....	4-6
At Neutral Sites.....	1-1
In Ohio Valley Conference Games.....	4-4
In November.....	4-4
In December.....	3-4
In January.....	3-3
In February.....	0-0
In March.....	0-0
Leading at the Half.....	8-0
Trailing at the Half.....	1-10
Tied at the Half.....	1-1
In Overtime Games.....	0-1
The Redhawks Score First.....	2-1
In 1-4 Point Games.....	2-1
In 5-9 Point Games.....	2-5
In 10-14 Point Games.....	4-0
In 15+ Point Games.....	2-5
Leading with Five Minutes Left in Regulation.....	10-0
Trailing with Five Minutes Left in Regulation.....	0-11
Tied with Five Minutes Left in Regulation.....	0-0
Scoring Less than 50 Points.....	0-1
Scoring 50-59 Points.....	0-1
Scoring 60-69 Points.....	0-1
Scoring 70-79 Points.....	4-5
Scoring 80-89 Points.....	5-2
Scoring 90-99 Points.....	1-1
Scoring 100 or more Points.....	0-0
Giving up Less Than 50 Points.....	0-0
Giving up 50-59 Points.....	3-0
Giving up 60-69 Points.....	2-1
Giving up 70-79 Points.....	4-4
Giving up 80-89 Points.....	1-3
Giving up 90-99 Points.....	0-3
Giving up 100 or more Points.....	0-0
Shooting 50% or Better from the Field.....	3-2
Shooting Less Than 50% from the Field.....	7-9
Opponent Shoots 50% or Better from the Field.....	3-7
Opponent Shoots Less Than 50% from the Field.....	7-4
Outshooting Opponent.....	8-3
Outshot by Opponent.....	1-8
Field Goal Percentage is Tied.....	1-0
Shooting 50% or Better from 3-Point Range.....	2-0
Shooting Less Than 50% from 3-Point Range.....	8-11
Opponent Shoots 50% or Better from 3-Point Range.....	0-3
Opponent Shoots Less Than 50% from 3-Point Range.....	10-8
Shooting 50% or Better from the Free Throw Line.....	10-11
Shooting Less Than 50% from the Free Throw Line.....	0-0
Opponent Shoots 50% or Better from the Free Throw Line.....	9-11
Opponent Shoots Less Than 50% from the Free Throw Line.....	1-0
Shooting More Free Throws Than Opponent.....	9-3
Shooting Less Free Throws Than Opponent.....	1-8
Free Throws are Tied.....	0-0
Southeast's Starters Outscore Opponent's Starters.....	7-2
Opponent's Starters Outscore Southeast's Starters.....	3-9
Starter Scoring is Tied.....	0-1
Bench Outscores Opponent.....	4-5
Opponent Bench Outscores Southeast.....	6-4
Bench Scoring is Tied.....	0-2
Bench Contributes Double Figures in Points.....	10-11
No Redhawk Players Score Double Figures.....	0-0
Two Redhawk Players Score Double Figures.....	1-0
3+ Redhawk Players Score Double Figures.....	9-10
Outrebounding an Opponent.....	4-4
Opponent Outrebounds Southeast.....	6-5
Rebounds are Tied.....	0-2
Getting 10+ Assists.....	9-9
Getting 10+ Steals.....	1-1
Getting 5+ Blocks.....	1-1
Forcing more Turnovers than Opponent.....	6-2
Committing more Turnovers than Opponent.....	4-7
Turnovers are Tied.....	0-2

# Southeast Missouri State REDHAWKS

## PLAYER PROFILES



### LEDARRIUS BREWER

Guard  
6-5 / 200 / Freshman (1)  
Meridian, Miss.  
Meridian

25

**2017-18:** Named to the Mayan Division Cancun Challenge All-Tournament Team...Averages 13.1 points per game as Southeast's second-leading scorer...Came off the bench to score 14 points as one of four Redhawks in double figures vs. Missouri Baptist (11/10) and followed that up with 20 points at Louisiana Tech (11/13)...Dropped in 20 points in his first career start vs. Cal State Northridge (11/21)...Leads the team with 46 three-pointers made...Made at least one 3-pointer in all but three games...Drained a season-high six 3-pointers and scored 21 points in his Ohio Valley Conference debut vs. Belmont (12/28)...Knocked down three 3-pointers and scored 19 points at Murray State (1/4)...Ranks 18th in the Ohio Valley Conference in scoring and ninth in 3-point field goals made...Started 17 of the last 18 games, including each of the last 16...Scored double figures on 15 occasions...Pitched in 10 or more points in nine of his last 10 starts, including the last eight in a row...Ranks ninth in the OVC with 15.8 points per game in league play.

**Prep:** Averaged 15 points and seven rebounds per game, leading Meridian High School to a 30-2 record and 6A state title as a senior...Notched three 28-point games as the Wildcats' top scorer...Three-year varsity starter who earned all-state, all-district and all-region honors, and was a Mississippi/Alabama All-Star...Selected All-Mississippi Dandy Dozen, Mississippi's most prestigious basketball list.

#### BREWER'S GAME-BY-GAME STATISTICS

2017-18	FG	3P	FT	O/D	REB	E	PTS	A	TO	B	S	M
Missouri Baptist	4-10	3-6	3-4	0/5	5	2	14	3	1	0	2	26
at Louisiana Tech	7-14	4-8	2-2	2/4	6	3	20	1	2	1	1	31
at Evansville	3-12	2-8	0-2	0/3	3	5	8	1	3	2	0	25
vs. CSUN*	6-15	4-8	4-5	0/2	2	1	20	3	1	1	1	32
vs. Montana State	4-8	1-5	0-0	0/2	2	5	9	0	3	0	1	25
N.C. Central*	3-12	1-4	2-2	1/1	2	4	9	0	2	0	1	28
Hannibal-LaGrange*	6-9	2-3	1-2	0/3	3	1	15	2	2	0	1	26
at N.C. Central*	5-13	1-4	1-3	1/3	4	1	12	3	1	0	1	32
UMKC*	4-11	1-4	0-0	1/0	1	2	9	1	0	1	0	16
at Southern Illinois*	4-8	2-4	3-3	0/3	3	1	13	2	0	0	1	25
at Kansas State*	0-5	0-2	0-0	0/4	4	2	0	2	0	0	1	22
Bradley*	4-9	3-6	2-2	0/7	7	4	13	2	4	0	1	31
at Saint Louis*	4-12	0-2	0-0	1/1	2	1	8	1	2	0	2	23
Belmont*	7-11	6-9	1-2	0/0	0	3	21	1	2	0	0	22
Tennessee State*	7-18	2-12	0-1	0/6	6	1	16	1	0	3	1	30
at Murray State*	7-13	3-8	2-3	1/2	3	2	19	1	0	0	0	33
at Austin Peay*	5-15	4-9	4-6	0/1	1	2	18	1	1	1	2	38
Morehead State*	4-8	2-6	6-7	0/3	3	3	16	1	2	0	1	33
Eastern Kentucky*	4-12	4-10	1-2	0/5	5	1	13	1	3	0	2	34
at SIU Edwardsville*	3-14	1-7	4-5	1/5	6	0	11	0	1	0	1	29
at Eastern Illinois*	3-10	0-3	6-6	1/6	7	3	12	1	1	0	1	32
at Tennessee Tech												
at Jacksonville State												
Murray State												
Austin Peay												
at Morehead State												
at UT Martin												
Eastern Illinois												
SIU Edwardsville												
at Eastern Kentucky												
UT Martin												

\* - Game Started

#### 2017-18 SEASON/CAREER-HIGHS


Points .....	21	vs. Belmont (12/28/17)
Total Rebounds .....	7	2x, last at Eastern Illinois (1/20/18)
Offensive .....	2	at Louisiana Tech (11/13/17)
Defensive .....	7	vs. Bradley (12/20/17)
FG Made .....	7	4x, last at Murray State (1/4/18)
FG Attempted.....	18	vs. Tennessee State (12/31/17)
3-Point FG Made.....	6	vs. Belmont (12/28/17)
3-Point FG Attempted.....	12	vs. Tennessee State (12/31/17)
FT Made.....	6	2x, last at Eastern Illinois (1/20/18)
FT Attempted.....	7	vs. Morehead State (1/11/18)
Assists .....	3	3x, last at N.C. Central (12/2/17)
Blocks.....	3	vs. Tennessee State (12/31/17)
Steals.....	2	3x, last vs. Eastern Kentucky (1/13/18)
Minutes .....	38	at Austin Peay (1/6/18)

#### CAREER STATISTICS AT SOUTHEAST MISSOURI

Overall																					
Season	G-GS	Min	Avg	FG-FGA	Pct	3FG-3FGA	Pct	FT-FTA	Pct	Off	Def	Tot	Avg	PF	FO	A	TO	Blk	Stl	Pts	Avg
2017-18	21-17	593	28.2	94-239	.393	46-128	.359	42-57	.737	9	66	75	3.6	47	2	28	31	9	21	276	13.1
Ohio Valley Conference Games Only																					
Season	G-GS	Min	Avg	FG-FGA	Pct	3FG-3FGA	Pct	FT-FTA	Pct	Off	Def	Tot	Avg	PF	FO	A	TO	Blk	Stl	Pts	Avg
2017-18	8-8	251	31.4	40-101	.396	22-64	.344	24-32	.750	3	28	31	3.9	15	0	7	10	4	8	126	15.8

# Southeast Missouri State REDHAWKS

## PLAYER PROFILES



### JUSTIN CARPENTER

Forward

6-9 / 230 / Freshman (1)

Mt. Carmel, Ill.

Mt. Carmel

20

**2017-18:** Missed the Southern Illinois (12/9) game due to a concussion... Scored double figures for the first time in his college career when he came off the bench to drop in 17 points and pull down six rebounds in 32 minutes at Louisiana Tech (11/13)...Put up 10 of his points in the first half...Averages 8.9 points and 4.8 rebounds per game...Ranks second on the team in rebounding and is second in field goal percentage (.519)...Missed Southeast's two exhibition games with a knee injury and returned for the Redhawks season-opener vs. Missouri Baptist (11/10)...Ranks 10th in the Ohio Valley Conference in field goal percentage...Turned in a double-double 14 points and 11 rebounds in his first career start vs. N.C. Central (11/26)...Notched 20 points and pulled down six rebounds at N.C. Central (12/2)...Picked up his team-high second double-double with 14 points and 11 boards vs. UMKC (12/6)...Scored double figures in seven games and started 13 contests.

**Prep:** Honorable mention Class 2A All-State pick as a senior at Mt. Carmel High School...Averaged 18.1 points and 8.3 rebounds per game leading Mt. Carmel to an Illinois Class 2A regional title as a junior...All-Conference selection...Achieved success with the Pocket City non-scholastic basketball program.

#### CARPENTER'S GAME-BY-GAME STATISTICS

2017-18	FG	3P	FT	O/D	REB	E	PTS	A	TO	B	S	M
Missouri Baptist	2-2	0-0	0-0	0/2	2	1	4	2	1	0	1	10
at Louisiana Tech	7-9	0-1	3-5	2/4	6	3	17	0	0	1	0	32
at Evansville	1-4	0-1	0-0	0/1	1	3	2	0	3	1	0	14
vs. CSUN	4-5	1-1	0-0	2/3	5	3	9	0	1	1	0	9
vs. Montana State	3-6	0-1	3-4	4/4	8	4	9	1	2	0	1	25
N.C. Central*	5-10	1-2	3-5	4/7	11	3	14	1	0	0	1	27
Hannibal-LaGrange*	2-4	0-0	2-2	0/4	4	3	6	0	2	1	1	20
at N.C. Central*	8-8	1-1	3-3	1/5	6	3	20	3	1	0	1	26
UMKC*	5-12	0-1	4-6	5/6	11	0	14	2	1	3	1	25
at Southern Illinois	DNP	-	-	-	-	-	-	-	-	-	-	-
at Kansas State*	6-13	0-3	1-1	3/1	4	0	13	2	1	0	1	27
Bradley*	3-5	0-0	0-2	2/1	3	4	6	0	2	0	0	17
at Saint Louis*	0-5	0-1	4-4	2/5	7	1	4	1	0	1	0	18
Belmont*	2-7	0-1	0-0	2/0	2	2	4	0	0	0	0	19
Tennessee State*	5-8	2-3	2-2	0/2	2	4	14	1	1	1	0	25
at Murray State*	2-6	0-1	1-2	1/3	4	2	5	1	3	0	0	29
at Austin Peay*	1-3	0-0	0-0	1/1	2	3	2	1	2	0	1	15
Morehead State	0-1	0-1	2-2	2/2	4	3	2	0	3	0	0	13
Eastern Kentucky	2-5	0-0	0-1	3/4	7	4	4	0	1	0	1	22
at SIU Edwardsville*	2-6	0-1	1-2	1/2	3	3	5	0	1	1	0	17
at Eastern Illinois*	10-16	1-1	3-4	3/1	4	2	24	1	0	0	1	30
at Tennessee Tech												
at Jacksonville State												
Murray State												
Austin Peay												
at Morehead State												
at UT Martin												
Eastern Illinois												
SIU Edwardsville												
at Eastern Kentucky												
UT Martin												

\* - Game Started

#### 2017-18 SEASON/CAREER-HIGHS

Points .....	24	at Eastern Illinois (1/20/18)
Total Rebounds .....	11	2x, last vs. UMKC (12/6/17)
Offensive .....	5	vs. UMKC (12/6/17)
Defensive .....	7	vs. N.C. Central (11/26/17)
FG Made .....	10	at Eastern Illinois (1/20/18)
FG Attempted .....	16	at Eastern Illinois (1/20/18)
3-Point FG Made .....	2	vs. Tennessee State (12/31/17)
3-Point FG Attempted .....	3	2x, last vs. Tennessee State (12/31/17)
FT Made .....	4	2x, last at Saint Louis (12/22/17)
FT Attempted .....	6	vs. UMKC (12/6/17)
Assists .....	3	at N.C. Central (12/2/17)
Blocks .....	3	vs. UMKC (12/6/17)
Steals .....	1	10x, last at Eastern Illinois (1/20/18)
Minutes .....	32	at Louisiana Tech (11/13/17)

#### CAREER STATISTICS AT SOUTHEAST MISSOURI

Overall																					
Season	G-GS	Min	Avg	FG-FGA	Pct	3FG-3FGA	Pct	FT-FTA	Pct	Off	Def	Tot	Avg	PF	FO	A	TO	Blk	Stl	Pts	Avg
2017-18	20-13	424	21.2	70-135	.519	6-20	.300	32-45	.711	38	58	96	4.8	51	0	16	25	10	10	178	8.9
Ohio Valley Conference Games Only																					
Season	G-GS	Min	Avg	FG-FGA	Pct	3FG-3FGA	Pct	FT-FTA	Pct	Off	Def	Tot	Avg	PF	FO	A	TO	Blk	Stl	Pts	Avg
2017-18	8-6	170	21.3	24-52	.462	3-8	.375	9-13	.692	13	15	28	3.5	23	0	4	11	2	3	60	7.5

# Southeast Missouri State REDHAWKS

## PLAYER PROFILES



### KHALIL CUFFEE

Guard  
6-4 / 210 / Freshman (1)  
Fairburn, Ga.  
Langston Hughes

10

*Outstanding shooter who also possesses the ability to shot fake and go make plays...Similar to Denzel Mahoney in that he comes into the Southeast program with a college ready body...Will redshirt the 2017-18 campaign.*

**Prep:** Boasted a 14.2 points per game average as a senior at Langston Hughes High School...Averaged double figures in the scoring column each of his final three varsity seasons...Scored a career-best 18.5 points a game as a sophomore...Finished his prep career with 1,372 points, 195 three-pointers made, 261 rebounds, 136 assists, 72 steals and nine blocks... Played a total of 95 career games and shot 45 percent (470-of-1048) from the field...Left Langston Hughes as the school's all-time leading scorer... Played with the Georgia Stars AAU program.

### CUFFEE'S GAME-BY-GAME STATISTICS

2017-18	FG	3P	FT	O/D	REB	E	PTS	A	TO	B	S	M
Missouri Baptist	DNP	-	-	-	-	-	-	-	-	-	-	-
at Louisiana Tech	DNP	-	-	-	-	-	-	-	-	-	-	-
at Evansville	DNP	-	-	-	-	-	-	-	-	-	-	-
vs. CSUN	DNP	-	-	-	-	-	-	-	-	-	-	-
vs. Montana State	DNP	-	-	-	-	-	-	-	-	-	-	-
N.C. Central	DNP	-	-	-	-	-	-	-	-	-	-	-
Hannibal-LaGrange	DNP	-	-	-	-	-	-	-	-	-	-	-
at N.C. Central	DNP	-	-	-	-	-	-	-	-	-	-	-
UMKC	DNP	-	-	-	-	-	-	-	-	-	-	-
at Southern Illinois	DNP	-	-	-	-	-	-	-	-	-	-	-
at Kansas State	DNP	-	-	-	-	-	-	-	-	-	-	-
Bradley	DNP	-	-	-	-	-	-	-	-	-	-	-
at Saint Louis	DNP	-	-	-	-	-	-	-	-	-	-	-
Belmont	DNP	-	-	-	-	-	-	-	-	-	-	-
Tennessee State	DNP	-	-	-	-	-	-	-	-	-	-	-
at Murray State	DNP	-	-	-	-	-	-	-	-	-	-	-
at Austin Peay	DNP	-	-	-	-	-	-	-	-	-	-	-
Morehead State	DNP	-	-	-	-	-	-	-	-	-	-	-
Eastern Kentucky	DNP	-	-	-	-	-	-	-	-	-	-	-
at SIU Edwardsville	DNP	-	-	-	-	-	-	-	-	-	-	-
at Eastern Illinois	DNP	-	-	-	-	-	-	-	-	-	-	-
at Tennessee Tech												
at Jacksonville State												
Murray State												
Austin Peay												
at Morehead State												
at UT Martin												
Eastern Illinois												
SIU Edwardsville												
at Eastern Kentucky												
UT Martin												

\* - Game Started

### 2017-18 SEASON/CAREER-HIGHS

Points .....	-
Total Rebounds .....	-
Offensive .....	-
Defensive .....	-
FG Made .....	-
FG Attempted.....	-
3-Point FG Made.....	-
3-Point FG Attempted.....	-
FT Made.....	-
FT Attempted.....	-
Assists .....	-
Blocks.....	-
Steals.....	-
Minutes .....	-


### CAREER STATISTICS AT SOUTHEAST MISSOURI

Season	G-GS	Min	Avg	FG-FGA	Pct	3FG-3FGA	Pct	Overall													
								FT-FTA	Pct	Off	Def	Tot	Avg	PF	FO	A	TO	Blk	Stl	Pts	Avg
2017-18																					
Ohio Valley Conference Games Only																					
Season	G-GS	Min	Avg	FG-FGA	Pct	3FG-3FGA	Pct	FT-FTA	Pct	Off	Def	Tot	Avg	PF	FO	A	TO	Blk	Stl	Pts	Avg
2017-18																					



# Southeast Missouri State REDHAWKS

## PLAYER PROFILES



### JONATHAN DALTON

Guard

5-10 / 155 / Junior (3)

New Orleans, La. / West Jefferson

Copiah-Lincoln CC

5

**2017-18:** Scored double figures in five games with a career-high 13 points vs. Eastern Kentucky (1/13)...Dished out a career-high 10 assists vs. UMKC (12/6)...Did not have a turnover in four of his starts...Averages 5.1 points and 2.2 rebounds a game...Leads the team and ranks third in the Ohio Valley Conference with 5.4 assists per game...Ranks third in the OVC with 114 total assists...Stands third in the OVC in assist/turnover ratio (2.8), 14th in steals (1.2 spg) and 14th in minutes played (31.5)...Had five or more assists in 13 games...Made a go-ahead 3-pointer with 5:36 left to play at Austin Peay (1/6)...Pitched in 10 points in a career-high 39 minutes vs. Morehead State (1/11)...Finished with a career-best 13 points vs. Eastern Kentucky (1/13)...Is one of three players in the OVC with over 100 assists.

### DALTON'S GAME-BY-GAME STATISTICS

2017-18	FG	3P	FT	O/D	REB	E	PTS	A	TO	B	S	M
Missouri Baptist*	3-3	2-2	3-4	1/1	2	3	11	7	0	0	0	32
at Louisiana Tech*	1-2	0-0	0-0	0/1	1	1	2	7	4	0	2	35
at Evansville*	2-4	0-2	0-0	2/1	3	2	4	5	3	0	3	30
vs. CSUN	0-0	0-0	0-0	0/0	0	2	0	5	0	0	0	19
vs. Montana State*	3-4	1-1	5-6	0/2	2	3	12	6	5	0	1	35
N.C. Central*	1-3	0-1	3-4	0/3	3	4	5	5	1	0	2	29
Hannibal-LaGrange*	0-1	0-1	0-0	1/2	3	1	0	2	0	0	2	24
at N.C. Central*	1-2	0-1	1-2	2/1	3	2	3	5	3	0	1	33
UMKC*	0-2	0-0	3-4	1/1	2	2	3	10	2	0	2	34
at Southern Illinois*	0-1	0-1	4-6	0/0	0	1	4	4	0	0	0	34
at Kansas State*	2-4	1-2	0-0	0/2	2	1	5	4	3	0	1	29
Bradley*	1-3	0-1	0-0	2/2	4	2	2	3	1	0	1	37
at Saint Louis*	1-1	0-0	0-0	0/3	3	0	2	4	2	0	1	29
Belmont*	1-4	0-0	1-3	0/2	2	0	3	6	1	0	2	31
Tennessee State*	0-2	0-1	2-2	2/1	3	2	2	4	3	0	0	29
at Murray State*	1-3	0-0	0-0	0/0	0	5	2	4	2	0	2	27
at Austin Peay*	3-4	1-1	0-0	2/1	3	1	7	9	3	0	0	33
Morehead State*	4-9	1-6	1-2	0/2	2	1	10	6	3	0	1	39
Eastern Kentucky*	5-8	2-4	1-2	1/2	3	1	13	5	3	0	0	39
at SIU Edwardsville*	2-4	2-2	2-3	1/2	3	3	8	7	1	0	2	32
at Eastern Illinois*	2-8	2-6	4-4	0/2	2	2	10	6	1	0	2	37
at Tennessee Tech												
at Jacksonville State												
Murray State												
Austin Peay												
at Morehead State												
at UT Martin												
Eastern Illinois												
SIU Edwardsville												
at Eastern Kentucky												
UT Martin												

\* - Game Started

### 2017-18 SEASON-HIGHS

Points .....	13	vs. Eastern Kentucky (1/13/18)
Total Rebounds .....	4	vs. Bradley (12/20/17)
Offensive .....	2	5x, last at Austin Peay (1/6/18)
Defensive .....	3	2x, last at Saint Louis (12/22/17)
FG Made .....	5	vs. Eastern Kentucky (1/13/18)
FG Attempted .....	9	vs. Morehead State (1/11/18)
3-Point FG Made .....	2	4x, last at Eastern Illinois (1/20/18)
3-Point FG Attempted .....	6	2x, last at Eastern Illinois (1/20/18)
FT Made .....	5	vs. Montana State (11/22/17)
FT Attempted .....	6	2x, last at Southern Illinois (12/9/17)
Assists .....	10	vs. UMKC (12/6/17)
Blocks .....	-	-
Steals .....	3	at Evansville (11/16/17)
Minutes .....	39	2x, last vs. Eastern Kentucky (1/13/18)

### CAREER-HIGHS


Points .....	13	vs. Eastern Kentucky (1/13/18)
Total Rebounds .....	4	2x, last vs. Bradley (12/20/17)
Offensive .....	2	6x, last at Austin Peay (1/6/18)
Defensive .....	3	2x, last at Saint Louis (12/22/17)
FG Made .....	5	vs. Eastern Kentucky (1/13/18)
FG Attempted .....	10	at Bradley (11/18/16)
3-Point FG Made .....	2	4x, last at Eastern Illinois (1/20/18)
3-Point FG Attempted .....	6	2x, last at Eastern Illinois (1/20/18)
FT Made .....	5	vs. Montana State (11/22/17)
FT Attempted .....	6	2x, last at Southern Illinois (12/9/17)
Assists .....	10	vs. UMKC (12/6/17)
Blocks .....	-	-
Steals .....	3	at Evansville (11/16/17)
Minutes .....	39	2x, last vs. Eastern Kentucky (1/13/18)

### CAREER STATISTICS AT SOUTHEAST MISSOURI

Overall																					
Season	G-GS	Min	Avg	FG-FGA	Pct	3FG-3FGA	Pct	FT-FTA	Pct	Off	Def	Tot	Avg	PF	FO	A	TO	Blk	Stl	Pts	Avg
2016-17	30-1	388	12.9	20-60	.333	5-21	.238	9-14	.643	6	19	25	0.8	34	0	41	32	0	11	54	1.8
2017-18	21-20	667	31.8	33-72	.458	12-32	.375	30-42	.714	15	31	46	2.2	39	1	114	41	0	25	108	5.1
Total	51-21	1055	20.7	53-132	.402	17-53	.321	39-56	.696	21	50	71	1.4	73	1	155	73	0	36	162	3.2
Ohio Valley Conference Games Only																					
Season	G-GS	Min	Avg	FG-FGA	Pct	3FG-3FGA	Pct	FT-FTA	Pct	Off	Def	Tot	Avg	PF	FO	A	TO	Blk	Stl	Pts	Avg
2016-17	16-1	201	12.6	10-21	.476	4-9	.444	4-6	.667	1	9	10	0.6	17	0	20	18	0	6	28	1.8
2017-18	8-8	267	33.4	18-42	.429	8-20	.400	11-16	.688	6	12	18	2.3	15	1	47	17	0	9	55	6.9
Total	24-9	468	19.5	28-63	.444	12-29	.414	15-22	.682	7	21	28	1.2	32	1	67	35	0	15	83	3.5

# Southeast Missouri State REDHAWKS

## PLAYER PROFILES



### DONDRE DUFFUS

Guard  
6-3 / 183 / Junior (4)  
Palm Beach, Fla. / Boyd Anderson  
St. Petersburg College

1

**2017-18:** Missed the first three weeks of the season due to a medical procedure he underwent on Nov. 7...Was cleared to play on Nov. 27...Scored six points in 10 minutes during his first action of the season vs. UMKC (12/6)...It was the first game he played since Nov. 22, 2016...Came off the bench to score eight points, grab five rebounds and get three steals in 17 minutes at Southern Illinois (12/9)...Averages 5.7 points and 1.7 rebounds per game in three appearances off the bench...Is currently out with a blood clot.

### DUFFUS' GAME-BY-GAME STATISTICS

2017-18	FG	3P	FT	O/D	REB	E	PTS	A	TO	B	S	M
Missouri Baptist	DNP	-	-	-	-	-	-	-	-	-	-	-
at Louisiana Tech	DNP	-	-	-	-	-	-	-	-	-	-	-
at Evansville	DNP	-	-	-	-	-	-	-	-	-	-	-
vs. CSUN	DNP	-	-	-	-	-	-	-	-	-	-	-
vs. Montana State	DNP	-	-	-	-	-	-	-	-	-	-	-
N.C. Central	DNP	-	-	-	-	-	-	-	-	-	-	-
Hannibal-LaGrange	DNP	-	-	-	-	-	-	-	-	-	-	-
at N.C. Central	DNP	-	-	-	-	-	-	-	-	-	-	-
UMKC	2-5	0-1	2-2	0/0	0	1	6	2	0	0	0	10
at Southern Illinois	2-2	1-1	3-4	0/5	5	4	8	0	4	0	3	17
at Kansas State	1-3	1-1	0-0	0/0	0	4	3	1	2	0	0	16
Bradley	DNP	-	-	-	-	-	-	-	-	-	-	-
at Saint Louis	DNP	-	-	-	-	-	-	-	-	-	-	-
Belmont	DNP	-	-	-	-	-	-	-	-	-	-	-
Tennessee State	DNP	-	-	-	-	-	-	-	-	-	-	-
at Murray State	DNP	-	-	-	-	-	-	-	-	-	-	-
at Austin Peay	DNP	-	-	-	-	-	-	-	-	-	-	-
Morehead State	DNP	-	-	-	-	-	-	-	-	-	-	-
Eastern Kentucky	DNP	-	-	-	-	-	-	-	-	-	-	-
at SIU Edwardsville	DNP	-	-	-	-	-	-	-	-	-	-	-
at Eastern Illinois	DNP	-	-	-	-	-	-	-	-	-	-	-
at Tennessee Tech	-	-	-	-	-	-	-	-	-	-	-	-
at Jacksonville State	-	-	-	-	-	-	-	-	-	-	-	-
Murray State	-	-	-	-	-	-	-	-	-	-	-	-
Austin Peay	-	-	-	-	-	-	-	-	-	-	-	-
at Morehead State	-	-	-	-	-	-	-	-	-	-	-	-
at UT Martin	-	-	-	-	-	-	-	-	-	-	-	-
Eastern Illinois	-	-	-	-	-	-	-	-	-	-	-	-
SIU Edwardsville	-	-	-	-	-	-	-	-	-	-	-	-
at Eastern Kentucky	-	-	-	-	-	-	-	-	-	-	-	-
UT Martin	-	-	-	-	-	-	-	-	-	-	-	-

\* - Game Started

### 2017-18 SEASON-HIGHS

Points .....	8	at Southern Illinois (12/9/17)
Total Rebounds .....	5	at Southern Illinois (12/9/17)
Offensive .....	-	-
Defensive .....	5	at Southern Illinois (12/9/17)
FG Made .....	2	2x, last at Southern Illinois (12/9/17)
FG Attempted .....	5	vs. UMKC (12/6/17)
3-Point FG Made .....	1	2x, last at Kansas State (12/16/17)
3-Point FG Attempted .....	1	3x, last at Kansas State (12/16/17)
FT Made .....	3	at Southern Illinois (12/9/17)
FT Attempted .....	4	at Southern Illinois (12/9/17)
Assists .....	2	vs. UMKC (12/6/17)
Blocks .....	-	-
Steals .....	3	at Southern Illinois (12/9/17)
Minutes .....	17	at Southern Illinois (12/9/17)

### CAREER-HIGHS


Points .....	12	vs. Hannibal-LaGrange (11/13/16)
Total Rebounds .....	5	at Southern Illinois (12/9/17)
Offensive .....	1	2x, last at Western Illinois (11/16/16)
Defensive .....	5	at Southern Illinois (12/9/17)
FG Made .....	5	2x, last at Bradley (11/18/16)
FG Attempted .....	7	2x, last at Bradley (11/18/16)
3-Point FG Made .....	1	2x, last at Kansas State (12/16/17)
3-Point FG Attempted .....	1	3x, last at Kansas State (12/16/17)
FT Made .....	4	at Western Illinois (11/16/16)
FT Attempted .....	6	at Western Illinois (11/16/16)
Assists .....	3	2x, last vs. Hannibal-LaGrange (11/13/16)
Blocks .....	1	2x, last vs. Bradley (11/18/16)
Steals .....	4	vs. Hannibal-LaGrange (11/13/16)
Minutes .....	22	at Bradley (11/18/16)

### CAREER STATISTICS AT SOUTHEAST MISSOURI

Overall																					
Season	G-GS	Min	Avg	FG-FGA	Pct	3FG-3FGA	Pct	FT-FTA	Pct	Off	Def	Tot	Avg	PF	FO	A	TO	Blk	Stl	Pts	Avg
2016-17	5-3	103	20.6	13-27	.481	0-1	.000	8-10	.800	2	9	11	2.2	9	0	6	7	2	7	34	6.8
2017-18	3-0	43	14.3	5-10	.500	2-3	.667	5-6	.833	0	5	5	1.7	9	0	3	6	0	3	17	5.7
Total	8-3	146	18.3	18-37	.486	2-4	.500	13-16	.813	2	14	16	2.0	18	0	9	13	2	10	51	6.4
Ohio Valley Conference Games Only																					
Season	G-GS	Min	Avg	FG-FGA	Pct	3FG-3FGA	Pct	FT-FTA	Pct	Off	Def	Tot	Avg	PF	FO	A	TO	Blk	Stl	Pts	Avg
2017-18																					

# Southeast Missouri State REDHAWKS

## PLAYER PROFILES



### ISAIAH GABLE

Forward

6-7 / 195 / Freshman (1)

Greenville, Ohio

Greenville

# 13

**2017-18:** Missed the last six games with a fracture in his right foot...Appeared in his first NCAA Division I game vs. Missouri Baptist (11/10)...Saw action in 12 games off the bench...Averages 4.5 points and 1.6 rebounds a game...Scored a season-high nine points on a perfect 3-of-3 three-pointers in 12 minutes at N.C. Central (12/2)...Dropped in eight points and grabbed 10 rebounds in a season-high 19 minutes vs. Hannibal-LaGrange (11/28)...Matched a season-best nine points and three 3-pointers made vs. Bradley (12/20)...Scored eight points off the bench in his Ohio Valley Conference debut vs. Belmont (12/28).

**Prep:** Averaged 21.2 points, 7.4 rebounds and 3.1 assists as Greenville High School's top scorer as a senior...Garnered First-Team Great Western Ohio Conference honors and was a Third-Team Southwest Ohio All-District selection...Earned Division I Academic All-Ohio accolades...Four-year letterman who finished his prep career with 136 three-pointers, most in Greenville High School history...Accumulated a total of 1,184 points which were good for third-most on the school's all-time scoring list.

#### GABLE'S GAME-BY-GAME STATISTICS

2017-18	FG	3P	FT	O/D	REB	E	PTS	A	TO	B	S	M
Missouri Baptist	1-3	0-2	0-0	0/0	0	2	2	1	1	0	0	11
at Louisiana Tech	DNP	-	-	-	-	-	-	-	-	-	-	-
at Evansville	1-3	0-1	0-0	0/2	2	1	2	1	0	0	0	13
vs. CSUN	0-2	0-2	1-2	0/2	2	1	1	1	1	0	0	10
vs. Montana State	DNP	-	-	-	-	-	-	-	-	-	-	-
N.C. Central	0-0	0-0	0-0	0/0	0	0	0	0	0	0	0	0+
Hannibal-LaGrange	2-4	1-3	3-4	0/10	10	2	8	0	2	0	0	19
at N.C. Central	3-3	3-3	0-0	0/0	0	1	9	0	0	0	0	12
UMKC	1-2	1-1	0-0	0/0	0	0	3	0	0	0	0	9
at Southern Illinois	2-6	2-5	0-1	0/1	1	1	6	0	0	0	0	20
at Kansas State	1-4	0-2	0-0	0/0	0	2	2	0	0	0	0	12
Bradley	3-5	3-4	0-0	0/1	1	2	9	1	0	0	0	17
at Saint Louis	1-6	1-4	0-0	0/1	1	2	3	0	2	0	0	17
Belmont	2-6	1-3	3-4	1/3	4	2	8	0	0	0	0	23
Tennessee State	2-5	1-4	0-0	0/0	0	0	5	1	0	0	0	9
at Murray State	DNP	-	-	-	-	-	-	-	-	-	-	-
at Austin Peay	DNP	-	-	-	-	-	-	-	-	-	-	-
Morehead State	DNP	-	-	-	-	-	-	-	-	-	-	-
Eastern Kentucky	DNP	-	-	-	-	-	-	-	-	-	-	-
at SIU Edwardsville	DNP	-	-	-	-	-	-	-	-	-	-	-
at Eastern Illinois	DNP	-	-	-	-	-	-	-	-	-	-	-
at Tennessee Tech	-	-	-	-	-	-	-	-	-	-	-	-
at Jacksonville State	-	-	-	-	-	-	-	-	-	-	-	-
Murray State	-	-	-	-	-	-	-	-	-	-	-	-
Austin Peay	-	-	-	-	-	-	-	-	-	-	-	-
at Morehead State	-	-	-	-	-	-	-	-	-	-	-	-
at UT Martin	-	-	-	-	-	-	-	-	-	-	-	-
Eastern Illinois	-	-	-	-	-	-	-	-	-	-	-	-
SIU Edwardsville	-	-	-	-	-	-	-	-	-	-	-	-
at Eastern Kentucky	-	-	-	-	-	-	-	-	-	-	-	-
UT Martin	-	-	-	-	-	-	-	-	-	-	-	-

\* - Game Started

#### 2017-18 SEASON/CAREER-HIGHS


Points .....	9	2x, last vs. Bradley (12/20/17)
Total Rebounds .....	10	vs. Hannibal-LaGrange (11/28/17)
Offensive .....	1	vs. Belmont (12/28/17)
Defensive .....	10	vs. Hannibal-LaGrange (11/28/17)
FG Made .....	3	2x, last vs. Bradley (12/20/17)
FG Attempted.....	6	3x, last vs. Belmont (12/28/17)
3-Point FG Made.....	3	2x, last vs. Bradley (12/20/17)
3-Point FG Attempted.....	5	at Southern Illinois (12/9/16)
FT Made.....	3	2x, last vs. Belmont (12/28/17)
FT Attempted.....	4	2x, last vs. Belmont (12/28/17)
Assists .....	1	5x, last vs. Tennessee State (12/31/17)
Blocks.....	-	-
Steals.....	-	-
Minutes .....	23	vs. Belmont (12/28/17)

#### CAREER STATISTICS AT SOUTHEAST MISSOURI

Overall																					
Season	G-GS	Min	Avg	FG-FGA	Pct	3FG-3FGA	Pct	FT-FTA	Pct	Off	Def	Tot	Avg	PF	FO	A	TO	Blk	Stl	Pts	Avg
2017-18	13-0	172	13.2	19-49	.388	13-34	.382	7-11	.636	1	20	21	1.6	16	0	5	6	0	0	58	4.5
Ohio Valley Conference Games Only																					
Season	G-GS	Min	Avg	FG-FGA	Pct	3FG-3FGA	Pct	FT-FTA	Pct	Off	Def	Tot	Avg	PF	FO	A	TO	Blk	Stl	Pts	Avg
2017-18	2-0	32	16.0	4-11	.364	2-7	.286	3-4	.750	1	3	4	2.0	2	0	1	0	0	0	13	6.5

# Southeast Missouri State REDHAWKS

## PLAYER PROFILES



### SKYLER HOGAN

Guard

6-3 / 180 / Sophomore (3)

Melbourne, Fla. / Holy Trinity

Episcopal / Embry-Riddle

22

*Elite and efficient scorer in a very challenging conference at Embry-Riddle, which completed the transition from NAIA to NCAA Division II membership in July...A 4-4 transfer who will sit out the 2017-18 season...Has two years of eligibility remaining.*

**Embry-Riddle:** Played the last two seasons at Embry-Riddle...Led the Eagles with 18.8 points and 8.2 rebounds per game in 2016-17...Was also the team's top 3-point shooter with a 42.8 percent (71-of-166) clip...Scored double figures a total of 21 times with a career-best 40 points in the season-finale against Barry University...Averaged 6.1 points and 5.2 rebounds in 26 games and two starts as a freshman...Notched a season-high 13 points against Palm Beach Atlantic and recorded 13 points and 11 rebounds for his first career double-double vs. Saint Leo that year.

**Prep:** Graduated from Holy Trinity Episcopal Academy...Led Holy Trinity to the FHSAA 4A State Semifinals as a senior, averaging 17.2 points, nine rebounds, three assists and two steals...Helped lead the Tigers to a 26-4 record as a junior.

### HOGAN'S GAME-BY-GAME STATISTICS


2017-18	FG	3P	FT	O/D	REB	E	PTS	A	TO	B	S	M
Missouri Baptist	DNP	-	-	-	-	-	-	-	-	-	-	-
at Louisiana Tech	DNP	-	-	-	-	-	-	-	-	-	-	-
at Evansville	DNP	-	-	-	-	-	-	-	-	-	-	-
vs. CSUN	DNP	-	-	-	-	-	-	-	-	-	-	-
vs. Montana State	DNP	-	-	-	-	-	-	-	-	-	-	-
N.C. Central	DNP	-	-	-	-	-	-	-	-	-	-	-
Hannibal-LaGrange	DNP	-	-	-	-	-	-	-	-	-	-	-
at N.C. Central	DNP	-	-	-	-	-	-	-	-	-	-	-
UMKC	DNP	-	-	-	-	-	-	-	-	-	-	-
at Southern Illinois	DNP	-	-	-	-	-	-	-	-	-	-	-
at Kansas State	DNP	-	-	-	-	-	-	-	-	-	-	-
Bradley	DNP	-	-	-	-	-	-	-	-	-	-	-
at Saint Louis	DNP	-	-	-	-	-	-	-	-	-	-	-
Belmont	DNP	-	-	-	-	-	-	-	-	-	-	-
Tennessee State	DNP	-	-	-	-	-	-	-	-	-	-	-
at Murray State	DNP	-	-	-	-	-	-	-	-	-	-	-
at Austin Peay	DNP	-	-	-	-	-	-	-	-	-	-	-
Morehead State	DNP	-	-	-	-	-	-	-	-	-	-	-
Eastern Kentucky	DNP	-	-	-	-	-	-	-	-	-	-	-
at SIU Edwardsville	DNP	-	-	-	-	-	-	-	-	-	-	-
at Eastern Illinois	DNP	-	-	-	-	-	-	-	-	-	-	-
at Tennessee Tech	DNP	-	-	-	-	-	-	-	-	-	-	-
at Jacksonville State	DNP	-	-	-	-	-	-	-	-	-	-	-
Murray State	DNP	-	-	-	-	-	-	-	-	-	-	-
Austin Peay	DNP	-	-	-	-	-	-	-	-	-	-	-
at Morehead State	DNP	-	-	-	-	-	-	-	-	-	-	-
at UT Martin	DNP	-	-	-	-	-	-	-	-	-	-	-
Eastern Illinois	DNP	-	-	-	-	-	-	-	-	-	-	-
SIU Edwardsville	DNP	-	-	-	-	-	-	-	-	-	-	-
at Eastern Kentucky	DNP	-	-	-	-	-	-	-	-	-	-	-
UT Martin	DNP	-	-	-	-	-	-	-	-	-	-	-

\* - Game Started



# Southeast Missouri State REDHAWKS

## PLAYER PROFILES



### RAY KOWALSKI

Guard

6-3 / 195 / Freshman (2)

Concord, N.C.

Concord

3

**2017-18:** Missed his first game of the season at Kansas State (12/16) with a hamstring injury...Scored double figures for the first time in his career when he finished with 12 points at Louisiana Tech (11/13)...Buried three 3-pointers in 22 minutes against the Bulldogs...Averages 4.4 points and 1.3 rebounds per contest in 18 games and five starts...Scored two points and had one assist in his first career start vs. Missouri Baptist (11/10)...Pitched in 10 points for his second double figure scoring game vs. Cal State Northridge (Nov. 21)...Dropped in a season-high 16 points and buried a season-best 4-of-5 threes vs. UMKC (12/6)...Scored double figures in four games...Added 10 points in 20 minutes vs. Bradley (12/20)...Returned to score eight points in 15 minutes off the bench at SIU Edwardsville (1/18) after missing two-straight games due to illness.

### KOWALSKI'S GAME-BY-GAME STATISTICS

2017-18	FG	3P	FT	O/D	REB	E	PTS	A	TO	B	S	M
Missouri Baptist*	1-6	0-1	0-0	0/0	0	3	2	1	1	0	1	16
at Louisiana Tech*	4-10	3-5	1-1	1/1	2	1	12	1	0	0	0	22
at Evansville*	2-4	1-2	0-0	0/3	3	2	5	0	4	0	0	25
vs. CSUN*	4-12	2-7	0-0	0/1	1	0	10	1	0	0	1	29
vs. Montana State*	1-4	0-2	1-1	0/0	0	2	3	1	2	0	0	18
N.C. Central	1-2	0-1	2-2	0/1	1	0	4	1	1	0	0	16
Hannibal-LaGrange	1-5	0-3	0-0	0/1	1	1	2	1	1	0	1	17
at N.C. Central	1-3	1-2	0-0	1/2	3	2	3	1	1	0	0	16
UMKC	5-7	4-5	2-2	1/2	3	1	16	1	0	0	0	25
at Southern Illinois	0-3	0-2	0-0	0/2	2	1	0	0	0	0	0	17
at Kansas State	DNP	-	-	-	-	-	-	-	-	-	-	-
Bradley	3-8	2-5	2-2	0/3	3	0	10	1	0	0	0	20
at Saint Louis	0-5	0-4	0-0	0/0	0	0	0	1	0	0	0	9
Belmont	1-3	0-2	0-0	0/0	0	0	2	1	1	0	1	9
Tennessee State	0-2	0-2	0-0	0/2	2	1	0	0	1	0	0	9
at Murray State	1-2	1-1	0-0	1/0	1	1	3	1	1	0	0	13
at Austin Peay	0-0	0-0	0-0	0/0	0	0	0	0	0	0	1	6
Morehead State	DNP	-	-	-	-	-	-	-	-	-	-	-
Eastern Kentucky	DNP	-	-	-	-	-	-	-	-	-	-	-
at SIU Edwardsville	2-4	2-4	2-2	0/0	0	1	8	1	0	0	0	15
at Eastern Illinois	0-0	0-0	0-0	0/1	1	0	0	1	2	0	0	11
at Tennessee Tech												
at Jacksonville State												
Murray State												
Austin Peay												
at Morehead State												
at UT Martin												
Eastern Illinois												
SIU Edwardsville												
at Eastern Kentucky												
UT Martin												

\* - Game Started

### 2017-18 SEASON/CAREER-HIGHS


Points .....	16	vs. UMKC (12/6/17)
Total Rebounds .....	3	4x, last vs. Bradley (12/20/17)
Offensive .....	1	4x, last at Murray State (1/4/18)
Defensive .....	3	2x, last vs. Bradley (12/20/17)
FG Made .....	5	vs. UMKC (12/6/17)
FG Attempted .....	12	vs. Cal State Northridge (11/21/17)
3-Point FG Made .....	4	vs. UMKC (12/6/17)
3-Point FG Attempted .....	5	3x, last vs. Bradley (12/20/17)
FT Made .....	2	4x, last at SIU Edwardsville (1/18/18)
FT Attempted .....	2	4x, last at SIU Edwardsville (1/18/18)
Assists .....	1	14x, last at Eastern Illinois (1/20/18)
Blocks .....	-	-
Steals .....	1	5x, last at Austin Peay (1/6/18)
Minutes .....	29	vs. Cal State Northridge (11/21/17)

### CAREER STATISTICS AT SOUTHEAST MISSOURI

Overall																					
Season	G-GS	Min	Avg	FG-FGA	Pct	3FG-3FGA	Pct	FT-FTA	Pct	Off	Def	Tot	Avg	PF	FO	A	TO	Blk	Stl	Pts	Avg
2016-17	-	Redshirted	-	-	-	-	-	-	-	-	-	-	-	-	-	-	-	-	-	-	-
2017-18	18-5	293	16.3	27-80	.338	16-48	.333	10-10	1.000	4	19	23	1.3	16	0	14	15	0	5	80	4.4
Total	18-5	293	16.3	27-80	.338	16-48	.333	10-10	1.000	4	19	23	1.3	16	0	14	15	0	5	80	4.4
Ohio Valley Conference Games Only																					
Season	G-GS	Min	Avg	FG-FGA	Pct	3FG-3FGA	Pct	FT-FTA	Pct	Off	Def	Tot	Avg	PF	FO	A	TO	Blk	Stl	Pts	Avg
2016-17	-	Redshirted	-	-	-	-	-	-	-	-	-	-	-	-	-	-	-	-	-	-	-
2017-18	6-0	63	10.5	4-11	.364	3-9	.333	2-2	1.000	1	3	4	0.7	3	0	4	5	0	2	13	2.2
Total	6-0	63	10.5	4-11	.364	3-9	.333	2-2	1.000	1	3	4	0.7	3	0	4	5	0	2	13	2.2

# Southeast Missouri State REDHAWKS

## PLAYER PROFILES



### MARK LAROS

Center

6-10 / 223 / Junior (3)

Hengelo, Netherlands/Montessori

College Twente / Mineral Area

42

**2017-18:** Missed four games with mononucleosis...Returned to play six minutes vs. Bradley (12/20)...Ranks third on the team with 4.1 rebounds per game and is scoring 4.8 points per contest in 17 games and seven starts...Narrowly missed a double-double with nine points and nine rebounds in his first career start vs. Missouri Baptist (11/10)...Made a near-perfect 4-of-5 field goals and added a block...Played 27 minutes in his first career game at Southeast...Is shooting a team-high 63.8 percent (37-of-58) from the field...Grabbed at least eight rebounds in three of his starts...Scored double figures for the first time in his career when he finished with 10 points vs. Hannibal-LaGrange (11/28)...Had a season-high 11 points and eight rebounds in his first career Ohio Valley Conference start vs. Morehead State (1/11).

### LAROS' GAME-BY-GAME STATISTICS

2017-18	FG	3P	FT	O/D	REB	E	PTS	A	TO	B	S	M
Missouri Baptist*	4-5	0-0	1-1	4/5	9	2	9	0	3	1	1	27
at Louisiana Tech*	2-4	0-0	1-1	4/0	4	1	5	0	1	1	1	13
at Evansville*	0-0	0-0	1-2	0/0	0	3	1	0	2	1	0	13
vs. CSUN*	4-9	0-0	0-0	4/5	9	2	8	1	3	1	0	24
vs. Montana State*	1-1	0-0	0-0	1/2	3	1	2	0	0	1	0	14
N.C. Central	1-2	0-0	2-2	2/2	4	0	4	1	0	0	1	13
Hannibal-LaGrange	5-6	0-0	0-2	3/2	5	1	10	0	0	1	1	20
at N.C. Central	DNP	-	-	-	-	-	-	-	-	-	-	-
UMKC	DNP	-	-	-	-	-	-	-	-	-	-	-
at Southern Illinois	DNP	-	-	-	-	-	-	-	-	-	-	-
at Kansas State	DNP	-	-	-	-	-	-	-	-	-	-	-
Bradley	1-1	0-0	0-0	0/0	0	0	2	0	0	0	0	6
at Saint Louis	2-5	0-0	0-0	1/2	3	1	4	0	1	0	0	15
Belmont	2-3	0-0	0-0	3/2	5	1	4	0	2	0	0	19
Tennessee State	0-0	0-0	0-0	1/2	3	0	0	0	0	0	0	11
at Murray State	4-5	0-1	1-2	0/2	2	0	9	0	1	0	0	8
at Austin Peay	1-3	0-0	0-0	2/1	3	2	2	0	0	0	0	13
Morehead State*	5-7	0-1	1-2	3/5	8	1	11	1	1	1	1	33
Eastern Kentucky*	1-3	0-1	0-0	2/3	5	0	2	0	2	1	0	11
at SIU Edwardsville	4-4	0-0	0-0	1/3	4	3	8	2	2	0	0	23
at Eastern Illinois	0-1	0-0	0-0	1/1	2	2	0	0	0	0	0	9
at Tennessee Tech												
at Jacksonville State												
Murray State												
Austin Peay												
at Morehead State												
at UT Martin												
Eastern Illinois												
SIU Edwardsville												
at Eastern Kentucky												
UT Martin												

\* - Game Started

### 2017-18 SEASON/CAREER-HIGHS


Points .....	11	vs. Morehead State (1/11/18)
Total Rebounds .....	9	vs. Missouri Baptist (11/10/17)
Offensive .....	4	3x, last vs. Cal State Northridge (11/21/17)
Defensive .....	5	3x, last vs. Morehead State (1/11/18)
FG Made .....	5	vs. Hannibal-LaGrange (11/28/17)
FG Attempted.....	9	vs. Cal State Northridge (11/21/17)
3-Point FG Made.....	-	-
3-Point FG Attempted.....	1	2x, last vs. Morehead State (1/11/18)
FT Made.....	2	vs. N.C. Central (11/26/17)
FT Attempted.....	2	5x, last vs. Morehead State (1/11/18)
Assists .....	2	at SIU Edwardsville (1/18/18)
Blocks.....	1	6x, last vs. Eastern Kentucky (1/13/18)
Steals.....	1	8x, last vs. Morehead State (1/11/18)
Minutes .....	33	vs. Morehead State (1/11/18)

### CAREER STATISTICS AT SOUTHEAST MISSOURI

Overall																					
Season	G-GS	Min	Avg	FG-FGA	Pct	3FG-3FGA	Pct	FT-FTA	Pct	Off	Def	Tot	Avg	PF	FO	A	TO	Blk	Stl	Pts	Avg
2017-18	17-7	272	16.0	37-59	.627	0-3	.000	7-12	.583	32	37	69	4.1	20	0	5	18	8	5	81	4.8
Ohio Valley Conference Games Only																					
Season	G-GS	Min	Avg	FG-FGA	Pct	3FG-3FGA	Pct	FT-FTA	Pct	Off	Def	Tot	Avg	PF	FO	A	TO	Blk	Stl	Pts	Avg
2017-18	8-2	127	15.9	17-26	.654	0-3	.000	2-4	.500	13	19	32	4.0	9	0	3	8	2	1	36	4.5

# Southeast Missouri State REDHAWKS

## PLAYER PROFILES



### DONNIE LEWIS

Guard

6-1 / 170 / Junior (3)

Lexington, Ky. / Paul Dunbar

Spalding University

15

**2017-18:** Walk-on who played in his first career game vs. Missouri Baptist (11/10)...Tallied five minutes off the bench...Dished out a career-high four assists vs. Tennessee State (12/31)...Appeared in all 21 games...Logged a season-high 20 minutes vs. Tennessee State (12/31)...Scored his first career point on a free throw vs. N.C. Central (11/26)...Made his first career 3-pointer at Murray State (1/4)...Had two points in 25 minutes during his first career start vs. Morehead State (1/11)...Made two big free throws with 31 seconds left to help the Redhawks close out their win against the Eagles...Started two games...Dropped in another 3-pointer at Eastern Illinois (1/20).

### LEWIS' GAME-BY-GAME STATISTICS

2017-18	FG	3P	FT	Q/D	REB	E	PTS	A	TO	B	S	M
Missouri Baptist	0-0	0-0	0-0	0/0	0	0	0	0	0	0	0	5
at Louisiana Tech	0-0	0-0	0-0	0/0	0	4	0	3	0	0	0	9
at Evansville	0-0	0-0	0-0	0/0	0	2	0	0	0	0	1	10
vs. CSUN	0-0	0-0	0-0	0/1	1	2	0	1	0	0	0	12
vs. Montana State	0-1	0-1	0-0	0/1	1	1	0	0	0	0	0	5
N.C. Central	0-0	0-0	1-2	1/0	1	0	1	0	0	0	0	9
Hannibal-LaGrange	0-0	0-0	0-0	0/0	0	0	0	3	1	0	2	16
at N.C. Central	0-0	0-0	0-0	1/0	1	1	0	1	0	0	0	7
UMKC	0-0	0-0	0-0	1/1	2	1	0	0	0	0	0	6
at Southern Illinois	0-0	0-0	0-0	0/0	0	1	0	0	0	0	0	10
at Kansas State	0-0	0-0	0-0	0/0	0	2	0	2	0	0	1	12
Bradley	0-0	0-0	0-0	1/0	1	2	0	0	0	0	0	3
at Saint Louis	0-0	0-0	0-0	0/0	0	1	0	0	1	0	0	18
Belmont	0-0	0-0	0-0	0/0	0	0	0	1	0	0	1	9
Tennessee State	0-0	0-0	0-0	1/2	3	3	0	4	2	0	1	20
at Murray State	1-1	1-1	0-0	0/0	0	3	3	3	3	0	0	16
at Austin Peay	0-0	0-0	0-0	0/0	0	2	0	2	0	0	0	12
Morehead State*	0-2	0-2	2-3	0/2	2	2	2	2	1	0	0	25
Eastern Kentucky*	1-1	0-0	0-0	0/0	0	2	2	3	1	0	1	12
at SIU Edwardsville	0-0	0-0	0-0	1/0	1	0	0	2	0	0	0	8
at Eastern Illinois	1-1	1-1	0-0	0/0	0	0	3	1	1	0	1	4
at Tennessee Tech												
at Jacksonville State												
Murray State												
Austin Peay												
at Morehead State												
at UT Martin												
Eastern Illinois												
SIU Edwardsville												
at Eastern Kentucky												
UT Martin												

\* - Game Started

### 2017-18 SEASON/CAREER-HIGHS


Points .....	3	2x, last at Eastern Illinois (1/20/18)
Total Rebounds .....	3	vs. Tennessee State (12/31/17)
Offensive .....	1	4x, last vs. Tennessee State (12/31/17)
Defensive .....	2	2x, last vs. Morehead State (1/11/18)
FG Made .....	1	3x, last at Eastern Illinois (1/20/18)
FG Attempted.....	2	vs. Morehead State (1/11/18)
3-Point FG Made.....	1	2x, last at Eastern Illinois (1/20/18)
3-Point FG Attempted.....	2	vs. Morehead State (1/11/18)
FT Made.....	2	vs. Morehead State (1/11/18)
FT Attempted.....	3	vs. Morehead State (1/11/18)
Assists .....	4	vs. Tennessee State (12/31/17)
Blocks.....	-	-
Steals.....	2	vs. Hannibal-LaGrange (11/28/17)
Minutes .....	25	vs. Morehead State (1/11/18)

### CAREER STATISTICS AT SOUTHEAST MISSOURI

Overall																					
Season	G-GS	Min	Avg	FG-FGA	Pct	3FG-3FGA	Pct	FT-FTA	Pct	Off	Def	Tot	Avg	PF	FO	A	TO	Blk	Stl	Pts	Avg
2017-18	21-2	228	10.9	3-6	.500	2-5	.400	3-5	.600	6	7	13	0.6	29	0	28	10	0	8	11	0.5
Ohio Valley Conference Games Only																					
Season	G-GS	Min	Avg	FG-FGA	Pct	3FG-3FGA	Pct	FT-FTA	Pct	Off	Def	Tot	Avg	PF	FO	A	TO	Blk	Stl	Pts	Avg
2017-18	8-2	106	13.3	3-5	.600	2-4	.500	2-3	.667	2	4	6	0.8	12	0	18	8	0	4	10	1.3

# Southeast Missouri State REDHAWKS

## PLAYER PROFILES



### DENZEL MAHONEY

Guard/Forward

6-4 / 213 / Sophomore (2)

Oviedo, Fla.

Hagerty

# 34

*Southeast's only returning starter...Started 54 consecutive games...Scored double figures in 30 of his last 32 contests dating back to last season...Finished with 10 or more points in 46 career games.*

**2017-18:** Preseason All-Ohio Valley Conference selection...Named to the Mayan Division Cancun Challenge All-Tournament Team...Opened the season with a game-high 21 points, grabbed two rebounds, dished out one assist and had a block in 32 minutes vs. Missouri Baptist (11/10)...Made a perfect 11-of-11 free throws in that game...Three days later, he dropped in 25 points and had seven rebounds at Louisiana Tech (11/13)...Leads the Redhawks and is second in the Ohio Valley Conference in scoring with 19.6 points per contest...Is eighth in the league in free throw percentage (.835), sixth in 3-point field goal percentage (.440), 14th in 3-point field goals made (40), 15th in field goal percentage (.498) and 17th in minutes played (30.2)...Poured in a career-high 36 points on his 20th birthday at SIU Edwardsville (1/18), the second 30-point game as a Redhawk...Buried a big 3-pointer with 36 seconds left after UMKC (12/6) pulled to within two points...Answered with another clutch 3-pointer, this time when Southern Illinois (12/9) narrowed Southeast's lead to five...Scored over 20 points for the 10th time when he dropped in 36 at SIU Edwardsville (1/18)...Scored double figures in 17-straight games from Nov. 21-Jan. 20...Opened OVC play with a 19-point effort vs. Belmont (12/28) and his first career double-double of 22 points and 11 rebounds vs. Tennessee State (12/31)...Ranks second in the OVC in scoring in league games with 21.3 points per game.

#### 2017-18 SEASON-HIGHS

Points .....	36	at SIU Edwardsville (1/18/18)
Total Rebounds .....	11	vs. Tennessee State (12/31/17)
Offensive .....	5	vs. Belmont (12/28/17)
Defensive .....	8	vs. Tennessee State (12/31/17)
FG Made .....	10	vs. Montana State (11/22/17)
FG Attempted .....	19	vs. N.C. Central (11/26/17)
3-Point FG Made .....	5	at SIU Edwardsville (1/18/18)
3-Point FG Attempted .....	9	vs. Morehead State (1/11/18)
FT Made .....	13	at SIU Edwardsville (1/18/18)
FT Attempted .....	15	at SIU Edwardsville (1/18/18)
Assists .....	3	3x, last vs. Eastern Kentucky (1/13/18)
Blocks .....	1	5x, last vs. Morehead State (1/11/18)
Steals .....	2	7x, last vs. Tennessee State (12/31/17)
Minutes .....	38	vs. Eastern Kentucky (1/13/18)

#### MAHONEY'S GAME-BY-GAME STATISTICS

2017-18	FG	3P	FT	O/D	REB	E	PTS	A	TO	B	S	M
Missouri Baptist*	5-9	0-2	11-11	0/2	2	1	21	1	2	1	0	32
at Louisiana Tech*	9-18	1-5	6-8	3/4	7	2	25	3	1	0	1	36
at Evansville*	1-7	1-4	0-0	0/5	5	2	3	1	2	1	1	26
vs. CSUN*	7-9	2-2	2-2	0/6	6	3	18	1	1	1	1	23
vs. Montana State*	10-14	1-2	6-8	1/5	6	3	27	0	1	0	0	33
N.C. Central*	6-19	1-7	2-2	2/3	5	4	15	1	2	0	0	33
Hannibal-LaGrange*	9-16	3-4	6-7	1/1	2	1	27	3	0	0	1	24
at N.C. Central*	5-9	1-1	8-11	1/4	5	3	19	1	1	0	2	23
UMKC*	5-7	3-3	4-5	0/3	3	4	17	1	4	0	0	30
at Southern Illinois*	6-12	3-4	3-6	2/2	4	4	18	0	3	0	1	33
at Kansas State*	6-9	2-3	9-9	0/1	1	2	23	0	1	0	0	30
Bradley*	3-12	1-4	10-12	1/4	5	4	17	1	1	0	0	33
at Saint Louis*	3-9	1-4	5-8	1/3	4	2	12	1	1	0	0	30
Belmont*	5-13	2-5	7-10	5/3	8	2	19	1	1	0	2	32
Tennessee State*	4-8	2-4	12-13	3/8	11	1	22	2	2	0	2	34
at Murray State*	3-10	0-4	8-8	2/2	4	5	14	1	1	0	1	27
at Austin Peay*	7-11	4-6	6-6	1/5	6	3	24	0	3	1	0	26
Morehead State*	8-15	3-9	3-5	1/3	4	4	22	1	1	1	1	28
Eastern Kentucky*	7-16	2-7	9-10	2/7	9	3	25	3	3	0	1	38
at SIU Edwardsville*	9-14	5-7	13-15	2/5	7	4	36	1	3	0	0	34
at Eastern Illinois*	2-4	2-4	2-2	1/4	5	3	8	2	2	0	1	30
at Tennessee Tech												
at Jacksonville State												
Murray State												
Austin Peay												
at Morehead State												
at UT Martin												
Eastern Illinois												
SIU Edwardsville												
at Eastern Kentucky												
UT Martin												

\* - Game Started

#### CAREER-HIGHS


Points .....	36	at SIU Edwardsville (1/18/18)
Total Rebounds .....	11	vs. Tennessee State (12/31/17)
Offensive .....	5	vs. Belmont (12/28/17)
Defensive .....	8	vs. Tennessee State (12/31/17)
FG Made .....	10	vs. Montana State (11/22/17)
FG Attempted .....	19	2x, last vs. N.C. Central (11/26/17)
3-Point FG Made .....	5	at SIU Edwardsville (1/18/18)
3-Point FG Attempted .....	11	vs. Tennessee State (3/1/17)
FT Made .....	14	vs. Tennessee State (3/1/17)
FT Attempted .....	15	2x, last at SIU Edwardsville (1/18/18)
Assists .....	6	vs. Eastern Kentucky (12/31/16)
Blocks .....	1	6x, last at Austin Peay (1/6/18)
Steals .....	3	at SIU Edwardsville (2/9/17)
Minutes .....	44	vs. Tennessee State (3/1/17)

#### CAREER STATISTICS AT SOUTHEAST MISSOURI

Overall																					
Season	G-GS	Min	Avg	FG-FGA	Pct	3FG-3FGA	Pct	FT-FTA	Pct	Off	Def	Tot	Avg	PF	FO	A	TO	Blk	Stl	Pts	Avg
2016-17	33-33	976	29.6	152-339	.448	57-151	.377	132-162	.815	47	93	140	4.2	106	5	40	45	4	23	493	14.9
2017-18	21-21	635	30.2	120-241	.498	40-91	.440	132-158	.835	29	80	109	5.2	60	1	25	36	5	15	412	19.6
Total	54-54	1611	29.8	272-580	.469	97-242	.401	264-320	.825	76	173	249	4.6	166	6	65	81	9	38	905	16.8
Ohio Valley Conference Games Only																					
Season	G-GS	Min	Avg	FG-FGA	Pct	3FG-3FGA	Pct	FT-FTA	Pct	Off	Def	Tot	Avg	PF	FO	A	TO	Blk	Stl	Pts	Avg
2016-17	16-16	484	30.3	83-172	.483	32-76	.421	68-83	.819	21	52	73	4.6	52	2	27	28	1	11	266	16.6
2017-18	8-8	249	31.1	45-91	.495	20-46	.435	60-69	.870	17	37	54	6.8	25	1	11	16	2	8	170	21.3
Total	24-24	733	30.5	128-263	.487	52-122	.426	128-152	.842	38	89	127	5.3	77	3	38	44	3	19	436	18.2

# Southeast Missouri State REDHAWKS

## PLAYER PROFILES



### DANIEL SIMMONS

Guard

6-2 / 196 / Senior (4)

Biggersville, Miss. / Biggersville

East Mississippi CC

# 23

**2017-18:** Dropped in 13 points, pulled down two rebounds and dished out two assists in his first career start vs. Missouri Baptist (11/10)...Played 28 minutes against the Spartans...Scored 11 points and had three assists at Louisiana Tech (11/13)...Ranks third on the team in scoring with 12.1 points per game...Netted a career-high 26 points at Eastern Illinois (1/20)...Scored 22 points vs. Eastern Kentucky (1/13)...Scored double figures in 12 of his last 17 contests...Is third on the team with 32 three-pointers made...Ranks 21st in the Ohio Valley Conference in scoring and second in 3-point field goal percentage (.471).

#### SIMMONS' GAME-BY-GAME STATISTICS

2017-18	FG	3P	FT	O/D	REB	E	PTS	A	TO	B	S	M
Missouri Baptist*	5-12	2-4	1-1	0/2	2	2	13	2	2	0	1	28
at Louisiana Tech*	5-15	0-3	1-2	1/2	3	4	11	3	1	1	1	34
at Evansville*	3-3	1-1	2-2	0/2	2	1	9	1	0	0	0	16
vs. CSUN*	3-6	1-2	1-2	0/6	6	0	8	4	1	0	3	24
vs. Montana State*	3-7	1-2	5-7	0/4	4	5	12	1	1	0	1	24
N.C. Central	4-9	1-2	6-8	2/2	4	1	15	2	2	0	2	26
Hannibal-LaGrange	5-13	0-3	2-2	1/2	3	1	12	3	1	0	1	21
at N.C. Central	4-10	2-2	0-1	0/4	4	0	10	3	2	0	1	25
UMKC	4-7	2-4	8-10	0/3	3	1	18	3	1	0	0	21
at Southern Illinois*	4-11	2-6	2-4	2/4	6	4	12	3	3	0	2	22
at Kansas State	6-15	5-9	0-0	0/1	1	1	17	4	0	0	0	33
Bradley	1-5	0-1	2-3	0/0	0	1	4	1	1	0	0	11
at Saint Louis	3-6	2-4	0-0	1/1	2	1	8	2	1	0	0	22
Belmont*	4-10	0-2	3-4	0/5	5	2	11	2	4	0	1	28
Tennessee State	2-3	2-3	0-0	0/1	1	2	6	0	2	0	0	12
at Murray State	3-8	1-1	1-1	0/3	3	1	8	2	3	0	2	18
at Austin Peay	5-10	0-3	1-3	0/2	2	3	11	1	1	0	0	22
Morehead State	5-9	2-4	3-4	1/2	3	5	15	0	2	0	1	29
Eastern Kentucky	8-12	2-4	4-6	0/3	3	3	22	1	3	0	1	28
at SIU Edwardsville	3-7	1-2	0-0	0/3	3	1	7	2	1	0	3	27
at Eastern Illinois	8-9	5-6	5-6	0/5	5	2	26	5	1	0	0	27
at Tennessee Tech												
at Jacksonville State												
Murray State												
Austin Peay												
at Morehead State												
at UT Martin												
Eastern Illinois												
SIU Edwardsville												
at Eastern Kentucky												
UT Martin												

\* - Game Started

#### 2017-18 SEASON-HIGHS

Points.....	26	at Eastern Illinois (1/20/18)
Total Rebounds.....	6	2x, last at Southern Illinois (12/9/17)
Offensive.....	2	2x, last at Southern Illinois (12/9/17)
Defensive.....	6	vs. Cal State Northridge (11/21/17)
FG Made.....	8	2x, last at Eastern Illinois (1/20/18)
FG Attempted.....	15	2x, last at Kansas State (12/16/17)
3-Point FG Made.....	5	2x, last at Eastern Illinois (1/20/18)
3-Point FG Attempted.....	9	at Kansas State (12/16/17)
FT Made.....	8	vs. UMKC (12/6/17)
FT Attempted.....	10	vs. UMKC (12/6/17)
Assists.....	5	at Eastern Illinois (1/20/18)
Blocks.....	1	at Louisiana Tech (11/13/17)
Steals.....	3	2x, last at SIU Edwardsville (1/18/18)
Minutes.....	34	at Louisiana Tech (11/13/17)

#### CAREER-HIGHS

Points.....	26	at Eastern Illinois (1/20/18)
Total Rebounds.....	6	2x, last at Southern Illinois (12/9/17)
Offensive.....	2	3x, last at Southern Illinois (12/9/17)
Defensive.....	6	vs. Cal State Northridge (11/21/17)
FG Made.....	8	2x, last at Eastern Illinois (1/20/18)
FG Attempted.....	15	2x, last at Kansas State (12/16/17)
3-Point FG Made.....	5	3x, last at Eastern Illinois (1/20/18)
3-Point FG Attempted.....	10	at DePaul (12/19/16)
FT Made.....	8	vs. UMKC (12/6/17)
FT Attempted.....	10	vs. UMKC (12/6/17)
Assists.....	5	2x, last at Eastern Illinois (1/20/18)
Blocks.....	1	3x, last at Louisiana Tech (11/13/17)
Steals.....	3	3x, last at SIU Edwardsville (1/18/18)
Minutes.....	34	at Louisiana Tech (11/13/17)


#### CAREER STATISTICS AT SOUTHEAST MISSOURI

Overall																					
Season	G-GS	Min	Avg	FG-FGA	Pct	3FG-3FGA	Pct	FT-FTA	Pct	Off	Def	Tot	Avg	PF	FO	A	TO	Blk	Stl	Pts	Avg
2016-17	32-0	514	16.1	60-177	.339	28-86	.326	24-37	.649	10	53	63	2.0	38	0	46	43	2	16	172	5.4
2017-18	21-7	498	23.7	88-187	.471	32-68	.471	47-66	.712	8	57	65	3.1	41	2	45	33	1	20	255	12.1
Total	53-7	1012	19.1	148-364	.407	60-154	.390	71-103	.689	18	110	128	2.4	79	2	91	76	3	36	427	8.1
Ohio Valley Conference Games Only																					
Season	G-GS	Min	Avg	FG-FGA	Pct	3FG-3FGA	Pct	FT-FTA	Pct	Off	Def	Tot	Avg	PF	FO	A	TO	Blk	Stl	Pts	Avg
2016-17	16-0	225	14.1	22-71	.310	10-32	.313	10-12	.833	5	27	32	2.0	19	0	22	15	2	10	64	4.0
2017-18	8-1	191	23.9	38-68	.559	13-25	.520	17-24	.708	1	24	25	3.1	19	1	13	17	0	8	106	13.3
Total	24-1	416	17.3	60-139	.432	23-57	.404	27-36	.750	6	51	57	2.4	38	1	35	32	2	18	170	7.1



# Southeast Missouri State REDHAWKS

## PLAYER PROFILES



### MIŁOS VRANES

Forward

6-7 / 200 / Senior (4)

Belgrade, Serbia / Third Belgrade

N.D. State College of Science

4

**2017-18:** Notched his first career double-double when he finished with 16 points and 10 rebounds at Evansville (Nov. 16)...Scored five points and finished with three rebounds in 13 minutes off the bench vs. Missouri Baptist (11/10)...Added three points in 13 minutes at Louisiana Tech (11/13)...Averages 6.3 points and 4.7 rebounds a game...Ranks third on the team in rebounding...Scored three points and had seven boards in his first career start vs. N.C. Central (11/26)...Finished with 10 points and four rebounds at N.C. Central (12/2)...Dropped in 14 points and had six rebounds in 22 minutes at Southern Illinois (12/9)...Started 13 of the last 15 games...Scored double figures for the fifth time when he finished with 10 points at Murray State (1/4)...Turned in his second double-double of the season with 10 points and 10 rebounds against the Racers...Played a career-high 35 minutes at Austin Peay (1/6).

### VRANES' GAME-BY-GAME STATISTICS

2017-18	FG	3P	FT	O/D	REB	E	PTS	A	TO	B	S	M
Missouri Baptist	2-4	1-3	0-0	0/3	3	2	5	0	0	0	1	13
at Louisiana Tech	1-3	1-3	0-0	0/5	5	1	3	2	0	0	0	13
at Evansville	6-11	3-6	1-2	3/7	10	3	16	0	1	0	0	28
vs. CSUN	0-3	0-2	0-0	0/2	2	2	0	0	2	0	1	14
vs. Montana State	4-6	0-1	0-0	2/2	4	2	8	2	1	0	1	21
N.C. Central*	1-6	1-3	0-0	1/6	7	2	3	0	4	0	0	19
Hannibal-LaGrange*	1-5	0-2	1-2	2/1	3	1	3	0	0	1	0	13
at N.C. Central*	4-7	1-2	1-2	1/3	4	3	10	1	1	2	0	26
UMKC*	2-5	1-3	0-1	1/6	7	3	5	1	2	1	0	24
at Southern Illinois*	4-7	2-3	4-6	2/4	6	3	14	0	1	0	1	22
at Kansas State*	3-4	2-3	0-0	1/5	6	2	8	1	2	0	0	19
Bradley*	2-7	0-4	0-1	1/5	6	1	4	2	3	0	1	25
at Saint Louis*	3-4	1-2	0-0	1/1	2	2	7	0	1	0	0	19
Belmont	0-2	0-1	0-0	1/1	2	1	0	1	1	0	0	8
Tennessee State*	4-7	3-6	1-2	1/5	6	1	12	2	3	0	1	21
at Murray State*	3-7	2-4	2-4	3/7	10	2	10	0	1	0	0	29
at Austin Peay*	2-5	2-5	1-2	1/4	5	5	7	0	2	0	0	35
Morehead State	DNP	-	-	-	-	-	-	-	-	-	-	-
Eastern Kentucky	2-3	1-2	0-0	0/2	2	3	5	1	0	0	0	16
at SIU Edwardsville*	1-2	0-1	1-2	0/1	1	2	3	1	2	0	1	15
at Eastern Illinois*	1-7	1-5	0-0	1/1	2	0	3	3	0	0	0	20
at Tennessee Tech												
at Jacksonville State												
Murray State												
Austin Peay												
at Morehead State												
at UT Martin												
Eastern Illinois												
SIU Edwardsville												
at Eastern Kentucky												
UT Martin												

\* - Game Started

### 2017-18 SEASON-HIGHS

Points .....	16	at Evansville (11/16/17)
Total Rebounds .....	10	2x, last at Murray State (1/4/18)
Offensive .....	3	2x, last at Murray State (1/4/18)
Defensive .....	7	2x, last at Murray State (1/4/18)
FG Made .....	6	at Evansville (11/16/17)
FG Attempted .....	11	at Evansville (11/16/17)
3-Point FG Made .....	3	2x, last vs. Tennessee State (12/31/17)
3-Point FG Attempted .....	6	2x, last vs. Tennessee State (12/31/17)
FT Made .....	4	at Southern Illinois (12/9/17)
FT Attempted .....	6	at Southern Illinois (12/9/17)
Assists .....	3	at Eastern Illinois (1/20/18)
Blocks .....	2	at N.C. Central (12/2/17)
Steals .....	1	7x, last at SIU Edwardsville (1/18/18)
Minutes .....	35	at Austin Peay (1/6/18)

### CAREER-HIGHS

Points .....	16	at Evansville (11/16/17)
Total Rebounds .....	10	2x, last at Murray State (1/4/18)
Offensive .....	3	4x, last at Murray State (1/4/18)
Defensive .....	7	2x, last at Murray State (1/4/18)
FG Made .....	6	2x, last at Evansville (11/16/17)
FG Attempted .....	11	2x, last at Evansville (11/16/17)
3-Point FG Made .....	3	2x, last vs. Tennessee State (12/31/17)
3-Point FG Attempted .....	6	3x, last vs. Tennessee State (12/31/17)
FT Made .....	4	3x, last at Southern Illinois (12/9/17)
FT Attempted .....	6	at Southern Illinois (12/9/17)
Assists .....	3	at Eastern Illinois (1/20/18)
Blocks .....	2	at N.C. Central (12/2/17)
Steals .....	3	2x, last vs. Central Arkansas (12/1/16)
Minutes .....	35	at Austin Peay (1/6/18)

### CAREER STATISTICS AT SOUTHEAST MISSOURI

Overall																			
Season	G-GS	Min	Avg	FG-FGA	Pct	3FG-3FGA	Pct	FT-FTA	Pct	Off	Def	Tot	Avg	PF	FO	A	TO	Blk	Stl
2016-17	31-0	568	18.3	63-129	.488	28-76	.368	25-39	.641	30	71	101	3.3	79	3	17	21	2	22
2017-18	20-13	400	20.0	46-105	.438	22-61	.361	12-24	.500	22	71	93	4.7	41	1	17	27	4	7
Total	51-13	968	19.0	109-234	.466	50-137	.365	37-63	.587	52	142	194	3.8	120	4	34	48	6	29
Ohio Valley Conference Games Only																			
Season	G-GS	Min	Avg	FG-FGA	Pct	3FG-3FGA	Pct	FT-FTA	Pct	Off	Def	Tot	Avg	PF	FO	A	TO	Blk	Stl
2016-17	14-0	229	16.4	26-51	.510	12-30	.400	9-16	.563	13	25	38	2.7	38	2	8	5	1	6
2017-18	7-5	144	20.6	13-33	.394	9-24	.375	5-10	.500	7	21	28	4.0	14	1	8	9	0	2
Total	21-5	373	17.8	39-84	.464	21-54	.389	14-26	.538	20	46	66	3.1	52	3	16	14	1	8

# Southeast Missouri State REDHAWKS

## BOX SCORES

### GAME 1

#### SOUTHEAST MISSOURI 81, MISSOURI BAPTIST 69

Nov. 10, 2017 • Show Me Center • Cape Girardeau, Mo.

##### Missouri Baptist 69

#	Player	Total			3-Ptr			Rebounds			PF	TP	A	T	Blk	Stl	Min
		FG	FGA	FT	FTA	Off	Def	Off	Def	Tot							
01	Jahmouri Robinson	f	7-9	0-1	0-3	0	0	0	0	14	2	3	0	1	24		
12	Andrew Howard	f	3-5	0-0	3-5	4	3	7	2	9	0	2	0	0	23		
13	Karson King	f	1-2	0-1	0-0	2	1	3	1	2	3	1	0	2	20		
22	Johnny Benson	g	2-3	1-2	3-4	0	2	2	3	8	0	4	0	0	23		
33	Jesus Castillo	g	2-4	2-4	0-0	0	2	2	0	6	1	1	1	0	12		
02	Joel Baskin		1-5	0-2	0-0	0	0	0	1	2	1	0	1	0	10		
03	Fitzgerald Hopkins		3-9	2-7	1-2	0	0	0	0	9	1	1	1	0	23		
04	James McKelvin		2-5	2-3	2-4	0	4	4	2	8	0	2	0	0	22		
10	Hasaan DeCarolis		0-0	0-0	0-0	0	0	0	0	0	0	0	0	0	0+		
11	Pablo Hernandez		2-5	0-2	4-5	2	4	6	1	8	1	2	0	0	22		
21	Torrance Littles		0-0	0-0	0-0	0	0	0	4	0	0	0	0	0	9		
24	Zach Beel		1-1	1-1	0-0	0	1	1	2	3	1	0	1	0	8		
32	John Yaeger		0-0	0-0	0-0	0	0	0	0	0	0	0	0	0	4		
Team						3	2	5		2							
Totals			24-48	8-23	13-23	11	19	30	16	69	10	18	4	3	200		

FG % 1st Half: 11-28 39.3% 2nd half: 13-20 65.0% Game: 24-48 50.0%  
3FG % 1st Half: 4-15 26.7% 2nd half: 4-8 50.0% Game: 8-23 34.8%  
FT % 1st Half: 1-5 20.0% 2nd half: 12-18 66.7% Game: 13-23 56.5%

##### Southeast Missouri 81 • 1-0

#	Player	Total			3-Ptr			Rebounds			PF	TP	A	T	Blk	Stl	Min
		FG	FGA	FT	FTA	Off	Def	Tot									
34	MAHONEY, Denzel	f	5-9	0-2	11-11	0	2	2	1	21	1	2	1	0	32		
42	LAROS, Mark	c	4-5	0-0	1-1	4	5	9	2	9	0	3	1	1	27		
02	DALTON, Jonathan	g	3-3	2-2	3-4	1	1	2	3	11	7	0	0	0	32		
03	KOWALSKI, Ray	g	1-6	0-1	0-0	0	0	0	3	2	1	1	0	1	16		
23	SIMMONS, Daniel	g	5-12	2-4	1-1	0	2	2	13	2	2	0	1	28			
04	VRANES, Milos		2-4	1-3	0-0	0	3	3	2	5	0	0	0	1	13		
13	GABLE, Isaiah		1-3	0-2	0-0	0	0	0	2	2	1	1	0	0	11		
15	LEWIS, Donnie		0-0	0-0	0-0	0	0	0	0	0	0	0	0	0	5		
20	CARPENTER, Justin		2-2	0-0	0-0	0	2	2	1	4	2	1	0	1	10		
25	BREWER, Ledarius		4-10	3-6	3-4	0	5	5	2	14	3	1	0	2	26		
Team						3	1	4		2							
Totals			27-54	8-20	19-21	8	21	29	18	81	17	13	2	7	200		
FG % 1st Half: 12-22 54.5%		2nd half: 15-32 46.9%		Game: 27-54 50.0%		1st Half: 12-22 54.5%		2nd Half: 15-32 46.9%		Game: 27-54 50.0%		1st Half: 12-22 54.5%		2nd Half: 15-32 46.9%		Game: 27-54 50.0%	
3FG % 1st Half: 6-9 66.7%		2nd half: 12-13 92.3%		Game: 19-21 90.5%		1st Half: 6-9 66.7%		2nd Half: 12-13 92.3%		Game: 19-21 90.5%		1st Half: 6-9 66.7%		2nd Half: 12-13 92.3%		Game: 19-21 90.5%	
FT % 1st Half: 7-8 87.5%																	

FG % 1st Half: 12-22 54.5% 2nd half: 15-32 46.9% Game: 27-54 50.0%  
3FG % 1st Half: 6-9 66.7% 2nd half: 2-11 18.2% Game: 8-20 40.0%  
FT % 1st Half: 7-8 87.5% 2nd half: 12-13 92.3% Game: 19-21 90.5%

Officials: Brett Miles, Kyle Bottoms, Alex Manuel  
Technical fouls: Missouri Baptist-None. Southeast Missouri-None.  
Attendance: 1239

Score by periods	1st	2nd	Total
Missouri Baptist	27	42	69
Southeast Missouri	37	44	81

### GAME 2

#### LOUISIANA TECH 96, SOUTHEAST MISSOURI 95 OT

Nov. 13, 2017 • Thomas Assembly Center • Ruston, La.

##### Southeast Missouri 95 • 1-1

#	Player	Total			3-Ptr			Rebounds			PF	TP	A	T	Blk	Stl	Min
		FG	FGA	FT	FTA	Off	Def	Off	Def	Tot							
34	MAHONEY, Denzel	f	9-18	1-5	6-8	3	4	7	2	25	3	1	0	1	36		
42	LAROS, Mark	c	2-4	0-0	1-1	4	0	4	1	5	0	4	1	1	13		
02	DALTON, Jonathan	g	1-2	0-0	0-0	0	1	1	1	2	7	4	0	2	35		
03	KOWALSKI, Ray	g	4-10	3-5	1-1	1	1	2	1	11	0	0	0	0	22		
23	SIMMONS, Daniel	g	5-15	0-3	1-2	1	2	3	4	11	3	1	1	1	34		
04	VRANES, Milos		1-3	1-3	0-0	0	5	5	1	3	2	0	0	0	13		
15	LEWIS, Donnie		0-0	0-0	0-0	0	0	0	4	0	3	0	0	0	9		
20	CARPENTER, Justin		7-9	0-1	3-5	2	4	6	3	17	0	0	1	0	32		
25	BREWER, Ledarius		7-14	4-8	2-2	2	4	6	3	20	1	2	1	1	31		
Team						0	3	3									
Totals			36-75	9-25	14-19	13	24	37	20	95	20	9	4	6	225		

FG % 1st Half: 15-31 48.4% 2nd half: 15-35 42.9% OT: 6-9 66.7% Game: 36-75 48.0%  
3FG % 1st Half: 3-11 27.3% 2nd half: 3-8 37.5% OT: 3-6 50.0% Game: 9-25 36.0%  
FT % 1st Half: 6-8 75.0% 2nd half: 7-8 87.5% OT: 1-3 33.3% Game: 14-19 73.7%

##### Louisiana Tech 96 • 2-0

#	Player	Total			3-Ptr			Rebounds			PF	TP	A	T	Blk	Stl	Min
		FG	FGA	FT	FTA	Off	Def	Off	Def	Tot							
22	WASHINGTON, Jy'lan	f	3-7	1-3	0-0	0	3	3	1	7	2	0	0	0	27		
05	WHITE, Joniah	c	2-3	0-0	2-2	2	3	5	1	6	2	2	3	0	29		
00	BOYKINS, Jacob	g	3-10	1-7	2-2	1	6	7	4	9	0	0	0	1	28		
02	HARRIS, Jalen	g	7-13	1-4	11-14	1	7	8	2	26	5	3	2	0	36		
04	BRACEY, Daquan	g	8-13	1-2	3-4	0	5	5	2	20	4	4	0	0	37		
01	JEAN, Derric		4-6	2-4	4-6	0	1	1	3	14	3	0	1	0	30		
11	PEMBERTON, Jacobly		1-1	0-0	2-2	1	1	2	4	0	0	1	0	1	9		
21	CHRISTON, Exavian		1-3	0-1	0-0	1	0	1	0	2	0	0	0	0	13		
35	POWELL, Oliver		2-4	0-0	4-4	0	4	4	2	8	0	0	1	0	16		
Team						1	0	1									
Totals			31-60	6-21	28-34	7	30	37	17	96	16	9	8	1	225		

FG % 1st Half: 14-29 48.3% 2nd half: 12-26 46.2% OT: 5-5 100.0% Game: 31-60 51.7%  
3FG % 1st Half: 1-7 14.3% 2nd half: 5-14 35.7% OT: 0-0 0.0% Game: 6-21 28.6%  
FT % 1st Half: 10-10 100.0% 2nd half: 11-14 78.6% OT: 7-10 70.0% Game: 28-34 82.4%

Officials: Ray Natili, Bret Smith, Nomi Kidwai  
Technical fouls: Southeast Missouri-TEAM. Louisiana Tech-None.  
Attendance: 2456

Score by periods	1st	2nd	OT	Total
Southeast Missouri	39	40	16	95
Louisiana Tech	39	40	17	96

Last FG - SEMO OT-00:00, TECH OT-01:18.  
Largest lead - SEMO by 3 1st-10:49, TECH by 7 OT-03:24.  
SEMO led for 06:14. TECH led for 32:29. Game was tied for 06:17.

Score tied - 13 times.  
Lead changed - 10 times.

### GAME 3

#### EVANSVILLE 66, SOUTHEAST MISSOURI 50

Nov. 16, 2017 • Ford Center • Evansville, Ind.

##### SEMO 50 • 1-2

#	Player	Total			3-Ptr			Rebounds			PF	TP	A	T	Blk	Stl	Min
		FG	FGA	FT	FTA	Off	Def	Off	Def	Tot							
34	MAHONEY, Denzel	f	1-7	1-4	0-0	0	5	5	2	3	1	2	1	1	26		
42	LAROS, Mark	c	0-0	0-0	1-2	0	0	0	3	1	0	2	1	0	13		
02	DALTON, Jonathan	g	2-4	0-2	0-0	2	1	3	2	4	5	3	0	3	30		
03	KOWALSKI, Ray	g	2-4	1-2	0-0	0	3	3	2	5	0	4	0	0	25		
23	SIMMONS, Daniel	g	3-3	1-1	2-2	0	2	2	1	9	1	0	0	0	16		
04	VRANES, Milos		6-11	3-6	1-2	3	7	10	3	16	0	1	0	0	28		
13	GABLE, Isaiah		1-3	0-1	0-0	0	2	2	1	2	1	0	0	0	13		
15	LEWIS, Donnie		0-0	0-0	0-0	0	0	0	2	0	0	0	0	1	10		
20	CARPENTER, Justin		1-4	0-1	0-0	0	1	1	3	2	0	3	1	0	14		
25	BREWER, Ledarius		3-12	2-8	0-2	0	3	3	5	8	1	3	2	0	25		
Team						0	2	2									
Totals			19-48	8-25	4-8	5	26	31	24	50	9	18	5	5	200		

FG % 1st Half: 8-20 40.0% 2nd half: 11-28 39.3% Game: 19-48 39.6%  
3FG % 1st Half: 3-13 23.1% 2nd half: 5-12 41.7% Game: 8-25 32.0%  
FT % 1st Half: 2-4 50.0% 2nd half: 2-4 50.0% Game: 4-8 50.0%

##### Evansville 66 • 3-0

#	Player	Total			3-Ptr			Rebounds			PF	TP	A	T	Blk	Stl	Min
		FG	FGA	FT	FTA	Off	Def	Tot									
50	Simmons, Blake	f	3-6	3-5	2-2	0	4	4	2	11	0	1	0	0	34		
15	Traore, Dalen	c	0-0	0-0	2-2	1	3	4	1	2	0	0	0	0	13		
00	Taylor, Ryan	g	4-18	3-10	6-6	0	3	3	1	17	2	0	0	1	38		
12	Smith, Dru	g	5-6	2-2	5-6	0	6	6	3	17	9	5	1	1	38		
25	Gibson, Duane	g	4-7	0-0	0-0	0	3	3	0	8	1	1	0	0	21		
05	Hainna, Solomon	f	0-1	0-1	7-10	0	1	1	3	7	0	0	0	0	1		
10	Kuhlmann, Evan	f	1-1	0-0	0-0	0	0	0	0	0	0	0	0	1	1		
14	Chatkevicius, Dainiui	f	0-2	0-0	0-0	1	0	1	1	1	0	1	0	0	1		
30	Frederking, Noah	f	0-0	0-0	0-0	0	0	0	0	0	0	0	0	0	2		
33	Riley, K.J.	f	1-1	0-1	0-0	1	2	3	0	0	0	1	0	1	0		
35	Hall, John	f	2-3	0-0	0-1	0	0	0	3	4	0	0	1	0	17		
	Team					1	2	3									
Totals			18-45	8-18	22-27	4	24	28	14	66	12	10	2	5	200		
FG % 1st Half:		13-26	50.0%	2nd half:	5-19	26.3%	Game:		18-45	40.0%							Deadball
3FG % 1st Half:		5-9	55.6%	2nd half:	3-9	33.3%	Game:		8-18	44.4%							Rebound
FT % 1st Half:		7-8	87.5%	2nd half:	17-20	85.0%											

# Southeast Missouri State REDHAWKS

## BOX SCORES

### GAME 5

#### MONTANA STATE 88, SOUTHEAST MISSOURI 82

Nov. 22, 2017 • Hard Rock Riviera Maya • Cancun, Mexico

##### SEMO 82 • 2-3

#	Player	Total		3-Ptr		Rebounds					PF	TP	A	T	Blk	Stl	Min
		FG	FGA	FG	FGA	FT	FTA	Off	Def	Total							
42	LAROS, Mark	f	1-1	0-0	0-0	1	2	3	1	2	0	0	1	0	1	14	
02	DALTON, Jonathan	f	3-4	1-1	5-6	0	2	2	3	12	6	5	0	1	35		
03	KOWALSKI, Ray	g	1-4	0-2	1-1	0	0	0	2	3	1	2	0	0	18		
23	SIMMONS, Daniel	g	3-7	1-2	5-7	0	4	4	5	12	1	1	0	0	24		
34	MAHONEY, Denzel	g	10-14	1-2	6-8	1	5	6	3	27	0	1	0	0	33		
04	VRANES, Milos		4-6	0-1	0-0	2	2	4	2	8	2	1	0	1	21		
15	LEWIS, Donnie		0-1	0-1	0-0	0	1	1	1	0	0	0	0	0	5		
20	CARPENTER, Justin		3-6	0-1	3-4	4	4	8	4	9	1	2	0	1	25		
25	BREWER, Ledarius		4-8	1-5	0-0	0	2	2	5	9	0	3	0	1	25		
Team						0	1	1									
Totals			29-51	4-15	20-26	8	23	31	26	82	11	15	1	5	200		
FG % 1st Half: 13-26		50.0%	2nd half: 16-25		64.0%	Game: 29-51		56.9%	Deadball		Rebounds						
3FG % 1st Half: 0-6		0.0%	2nd half: 4-9		44.4%	Game: 4-15		26.7%									
FT % 1st Half: 8-10		80.0%	2nd half: 12-16		75.0%	Game: 20-26		76.9%									

##### MONTANA STATE 88 • 4-2

#	Player	Total		3-Ptr		Rebounds		Off	Def	PF	TP	A	T	Blk	Stl	Min
		FG	FGA	FG	FGA	FT	FTA									
02	BLEVINS, Keljin	f	2-4	0-0	3-6	1	4	5	0	7	3	0	1	0	0	29
04	NEUMANN, Sam	f	2-2	0-0	4-5	1	1	2	4	8	0	0	0	0	0	14
03	HALL, Tyler	g	11-19	8-15	4-4	1	3	4	2	34	0	0	1	0	0	36
05	FREY, Harald	g	3-10	0-3	2-3	0	1	1	2	8	5	2	0	2	2	29
10	KLINES, Devonte	g	1-2	0-0	0-1	1	2	3	3	2	4	0	0	2	2	26
00	GREEN, Zach		1-2	0-0	3-4	0	1	1	3	5	0	0	0	0	0	12
01	MVUEZLO JR., Joe		2-4	0-0	0-0	2	0	2	3	4	0	1	0	0	0	7
13	BONTON, Isaac		3-6	0-1	6-6	0	0	0	4	12	1	1	0	1	0	22
22	FREY, Konner		2-5	0-1	2-3	1	5	6	3	6	1	2	0	1	0	21
44	SCHULTZ, Luke		0-0	0-0	2-2	2	0	2	0	2	0	0	0	0	0	4
Team						0	0	0								
Totals			27-54	8-20	26-34	9	17	26	24	88	12	11	2	6	2	200
FG % 1st Half: 14-27		51.9%	2nd half: 13-27		48.1%	Game: 27-54		50.0%	Deadball Rebounds 3							
3FG % 1st Half: 5-10		50.0%	2nd half: 3-10		30.0%	Game: 8-20		40.0%								
FT % 1st Half: 8-10		80.0%	2nd half: 18-24		75.0%	Game: 26-34		76.5%								

Officials: Mark Maslona, Freddie Williams, Geoff Vejelsky  
Technical fouls: SEMO=None, MONTANA STATE=None.  
Attendance:  
Cancun Challenge - Mayan Division: Championship Game

Score by periods	1st	2nd	Total
SEMO	34	48	82
MONTANA STATE	41	47	88

Points	In Paint	Off T/O	2nd Chance	Fast Break	Bench
SEMO	44	17	13	6	26
MSU	28	13	8	7	29

### GAME 6

#### N.C. CENTRAL 77, SOUTHEAST MISSOURI 70

Nov. 26, 2017 • Show Me Center • Cape Girardeau, Mo.

##### N.C. Central 77 • 3-5

#	Player		Total		3-Ptr		Rebounds			PF	TP	A	T	Blk	Stl	Min
			FG	FGA	FG	FGA	FT	FTA	Off							
02	DOUGLAS, Zacarry	f	1-3	1-2	0-2	0	6	6	1	3	0	0	1	1	23	
05	GARDNER JR, Reggie	f	3-12	1-8	3-4	0	1	1	3	10	1	1	0	1	30	
02	DAVIS, Raasean	c	9-12	0-0	2-5	2	8	10	4	20	0	1	1	1	34	
01	WIGGINS, C.J.	g	4-8	3-4	0-1	0	2	2	0	11	3	2	0	0	33	
03	GOLDSMITH, Brandon	g	0-0	0-0	2-2	1	1	2	1	2	0	0	0	0	8	
00	MCKNIGHT JR, Larry		0-1	0-1	0-0	0	1	1	1	0	0	0	0	0	6	
04	PERKINS, Jordan		5-10	0-2	3-4	0	3	3	4	13	7	4	0	2	33	
11	JONES, Alston		3-4	0-0	2-2	0	1	1	4	8	1	3	0	0	10	
13	RIVAS, Pablo		2-3	2-2	2-2	0	2	2	3	8	0	0	1	2	18	
22	REID, Dominique		1-1	0-0	0-0	0	1	1	1	2	0	1	1	0	5	
Team							1	4	5							
Totals				28-54	7-19	14-22	4	30	34	22	77	12	12	4	7	200
FG % 1st Half: 16-29			55.2%	2nd half: 12-25			48.0%	Game: 28-54			51.9%	Deadball Rebounds 3				
3FG % 1st Half: 3-11			27.3%	2nd half: 4-8			50.0%	Game: 7-19			36.8%					
FT % 1st Half: 6-6			100.0	2nd half: 8-16			50.0%	Game: 14-22			63.6%					

##### Southeast Missouri 70 • 2-4

#	Player		FG	FGA	3-Ptr	FG	FGA	FT	FTA	Reb	Def	TP	PF	A	T	Blk	Stl	Min
04	VRANES, Milos	f	1-6	1-3	0-0	1	6	7	2	3	4	0	4	0	0	0	19	
20	CARPENTER, Justin	f	5-10	1-2	3-5	4	7	11	3	14	1	0	0	0	1	27		
02	DALTON, Jonathan	g	1-3	0-1	3-4	0	3	3	4	5	1	0	2	0	29			
25	BREWER, Ledarius	g	3-12	1-4	2-2	1	1	2	4	9	0	2	0	1	28			
34	MAHONEY, Denzel	g	6-19	1-7	2-2	2	3	5	4	15	1	2	0	0	33			
03	KOWALSKI, Ray		1-2	0-1	2-2	0	1	1	0	4	1	1	0	0	16			
13	GABLE, Isaiah		0-0	0-0	0-0	0	0	0	0	0	0	0	0	0	0	0		
15	LEWIS, Donnie		0-0	0-0	1-2	1	0	1	0	1	0	0	0	0	0	9		
23	SIMMONS, Daniel		4-9	1-2	6-8	2	2	4	1	15	2	2	0	2	26			
42	LAROS, Mark		1-2	0-0	2-2	2	2	4	0	4	1	0	0	1	13			
Team						2	2	4										
Totals				22-63	5-20	21-27	15	27	42	18	70	11	12	0	7	200		
FG % 1st Half: 11-29			37.9%	2nd half: 11-34			32.4%	Game: 22-63			34.9%	Deadball Rebounds						
3FG % 1st Half: 2-8			25.0%	2nd half: 3-12			25.0%	Game: 5-20			25.0%	2						
FT % 1st Half: 8-12			66.7%	2nd half: 13-15			86.7%	Game: 21-27			77.8%							

Officials: Steve Divine, Collin Dotson, Brad Fritsch  
Technical fouls: N.C. Central-JONES, Alston, Southeast Missouri=None.  
Attendance: 645

Score by periods	1st	2nd	Total
N.C. Central	41	36	77
Southeast Missouri	32	38	70

Points	In Paint	Off T/O	2nd Chance	Fast Break	Bench
NCCUM	36	9	4	2	31
SEMO	26	16	13	4	24

### GAME 7

#### SOUTHEAST MISSOURI 83, HANNIBAL-LAGRANGE 59

Nov. 28, 2017 • Show Me Center • Cape Girardeau, Mo.

##### Hannibal-LaGrange 59 • 1-4

#	Player		Total		3-Ptr		Rebounds		PF	TP	A	T	Blk	Stl	Min
			FG	FGA	FT	FTA	Off	Def							
21	HUEITT, Tyrone	f	6-10	0-1	1-2	0	0	0	3	13	0	3	2	0	29
23	SMITH, Brady	f	9-13	2-3	1-2	2	2	4	2	21	3	3	2	1	31
01	PACE, Tim	g	4-11	0-3	1-3	0	5	5	2	9	3	3	1	1	30
03	ELBE, Lincoln	g	1-7	0-5	0-0	0	2	2	1	2	4	1	1	2	30
04	EARLY, Demetrius	g	2-6	2-5	2-4	1	7	8	2	8	1	1	0	0	30
00	INGLE, Adam		0-1	0-0	0-0	0	1	1	0	0	0	1	0	0	6
02	THEBEAU, Clay		0-0	0-0	0-0	1	0	1	1	0	0	2	0	0	4
05	ISON, Trevor		3-7	0-0	0-1	2	2	4	5	6	0	1	0	0	15
12	ISON, Tyler		0-1	0-0	0-0	0	0	0	0	0	0	0	0	1	2
13	OGALAT, Bruce		0-1	0-0	0-0	1	1	2	0	0	0	0	0	0	2
14	PLUNKETT, Reed		0-1	0-1	0-0	0	0	0	0	0	1	1	0	0	5
24	HIVELY, Izack		0-0	0-0	0-0	1	0	1	3	0	1	2	0	0	16
Team						1	4	5							
Totals			25-58	4-18	5-12	9	24	33	19	59	13	18	6	5	200

# Southeast Missouri State RED HAWKS

## BOX SCORES

### GAME 9

#### SOUTHEAST MISSOURI 91, UMKC 87

Dec. 6, 2017 • Show Me Center • Cape Girardeau, Mo.

##### UMKC 87 • 3-7

#	Player	Total		3-Ptr		Rebounds		PF	TP	A	TO	Blk	Stl	Min
		FG-FGA	FG-FGA	FT-FTA	FT-FTA	Off	Def							
05	Giles, Jordan	f	1-3	0-2	0-0	0	2	2	3	2	0	1	0	14
30	Leek, Aleer	f	1-3	1-1	0-0	2	3	5	4	3	0	1	5	0
00	Bishop, Xavier	g	5-10	1-3	7-11	1	0	1	5	18	5	3	0	0
02	Ross, Isaiah	g	2-12	2-6	0-0	1	0	1	3	6	3	2	0	1
10	Robinson, Broderick	g	8-19	5-10	3-3	2	8	10	2	24	3	1	0	2
01	Smith, Marco	g	1-3	0-1	0-0	1	0	1	3	2	4	0	0	0
03	McKissic, Brandon	g	3-7	3-4	0-0	0	6	6	4	9	0	1	1	0
14	Ahmed, Mo	g	0-0	0-0	0-0	0	0	0	0	0	0	0	0	0
15	Knar, Robert	g	1-1	0-0	0-0	0	0	0	0	2	0	0	0	0
25	Dulley, Steve	g	3-5	0-1	0-0	1	1	2	0	6	1	0	0	0
33	Nesbitt Jr., Marvin	g	6-9	3-4	0-0	4	2	6	1	15	1	0	0	0
Team						4	2	6						
Totals			31-72	15-34	10-14	16	25	41	25	87	17	9	6	4
FG % 1st Half: 14-38 36.8%			2nd half: 17-34 50.0%		Game: 31-72 43.1%	Deadball								
3FG % 1st Half: 7-16 43.8%			2nd half: 8-18 44.4%		Game: 15-34 44.1%	Rebounds								
FT % 1st Half: 2-3 66.7%			2nd half: 8-11 72.7%		Game: 10-14 71.4%	1								

##### Southeast Missouri 91 • 5-4

#	Player	Total		3-Ptr		Rebounds		PF	TP	A	TO	Blk	Stl	Min
		FG-FGA	FG-FGA	FT-FTA	FT-FTA	Off	Def							
04	VRANES, Milos	f	2-5	1-3	0-1	1	6	7	3	5	1	2	1	0
20	CARPENTER, Justin	f	5-12	0-1	4-6	5	6	11	0	14	2	1	3	1
02	DALTON, Jonathan	g	0-2	0-0	3-4	1	1	2	2	3	10	2	0	2
25	BREWER, Ledarius	g	4-11	1-4	0-0	1	0	1	2	9	1	0	1	0
34	MAHONEY, Denzel	g	5-7	3-3	4-5	0	3	3	4	17	1	4	0	0
01	DUFFUS, Dondre	g	2-5	0-1	2-2	0	0	0	0	1	6	2	0	0
03	KOWALSKI, Ray	g	5-7	4-5	2-2	1	2	3	1	16	1	0	0	0
13	GABLE, Isaiah	g	1-2	1-1	0-0	0	0	0	0	0	0	0	0	0
15	LEWIS, Donnie	g	0-0	0-0	0-0	1	1	2	1	0	0	0	0	0
23	SIMMONS, Daniel	g	4-7	2-4	8-10	0	3	3	1	18	3	1	0	0
Team						1	6	7						
Totals			28-58	12-22	23-30	11	28	39	15	91	21	10	5	3
FG % 1st Half: 15-30 50.0%			2nd half: 13-28 46.4%		Game: 28-58 48.3%	Deadball								
3FG % 1st Half: 8-12 66.7%			2nd half: 4-10 40.0%		Game: 12-22 54.5%	Rebounds								
FT % 1st Half: 10-13 76.9%			2nd half: 13-17 76.5%		Game: 23-30 76.7%	1								

Officials: Gene Grimshaw, Boyd Copeland, Chris Koopman  
Technical fouls: UMKC-None. Southeast Missouri-None.  
Attendance: 1586

Score by periods	1st	2nd	Total
UMKC	37	50	87
Southeast Missouri	48	43	91

Points	In	Off	2nd	Fast	Bench
UMKC	30	17	17	0	34
SEMO	28	15	13	4	43

### GAME 10

#### SOUTHEAST MISSOURI 75, SOUTHERN ILLINOIS 69

Dec. 9, 2017 • SIU Arena • Carbondale, Ill.

##### Southeast Missouri State 75 • 6-4

#	Player	Total		3-Ptr		Rebounds		PF	TP	A	TO	Blk	Stl	Min
		FG-FGA	FG-FGA	FT-FTA	FT-FTA	Off	Def							
02	DALTON, Jonathan	*	0-1	0-1	4-6	0	0	0	1	4	4	0	0	0
04	VRANES, Milos	*	4-7	2-3	4-6	2	4	6	3	14	0	1	0	1
23	SIMMONS, Daniel	*	4-11	2-6	2-4	2	4	6	4	12	3	3	0	2
25	BREWER, Ledarius	*	4-8	2-4	3-3	0	3	3	1	13	2	0	0	1
34	MAHONEY, Denzel	*	6-12	3-4	3-6	2	2	4	4	18	0	3	0	1
01	DUFFUS, Dondre	g	2-2	1-1	3-4	0	5	5	4	8	0	4	0	3
03	KOWALSKI, Ray	g	0-3	0-2	0-0	0	2	2	1	0	0	0	0	0
13	GABLE, Isaiah	g	2-6	2-5	0-1	0	1	1	1	6	0	0	0	0
15	LEWIS, Donnie	g	0-0	0-0	0-0	0	0	0	1	0	0	0	0	0
Team						1	6	7						
Totals			22-50	12-26	19-30	7	27	34	20	75	9	11	0	8
FG % 1st Half: 13-25 52.0%			2nd half: 9-25 36.0%		Game: 22-50 44.0%	Deadball								
3FG % 1st Half: 6-12 50.0%			2nd half: 6-14 42.9%		Game: 12-26 46.2%	Rebounds								
FT % 1st Half: 7-11 63.6%			2nd half: 12-19 63.2%		Game: 19-30 63.3%	5								

##### Southern Illinois 69 • 4-4

#	Player	Total		3-Ptr		Rebounds		PF	TP	A	TO	Blk	Stl	Min
		FG-FGA	FG-FGA	FT-FTA	FT-FTA	Off	Def							
33	Pippen,Kavion	c	3-5	0-0	0-0	3	2	5	1	6	0	1	2	0
00	Wiley,Jonathan	g	1-7	0-0	0-2	2	3	5	1	2	1	1	3	0
03	Bartley,Marcus	g	1-7	1-5	0-0	0	6	6	4	3	6	2	0	0
13	Lloyd,Sean	g	5-9	3-3	2-2	1	5	6	5	15	1	2	1	0
22	Fletcher,Armon	g	3-6	0-1	4-7	1	7	8	4	10	1	4	0	1
04	McGill,Eric	g	2-8	1-3	0-2	2	1	3	3	5	1	2	0	1
10	Cook,Aaron	g	6-11	4-9	2-2	1	0	1	1	18	3	2	0	0
11	Smithpeters,Tyler	g	3-8	2-7	0-0	0	0	0	3	8	2	0	0	1
24	Stradnieks,Rudy	g	1-2	0-0	0-0	2	0	2	1	2	0	1	0	0
Team						2	3	5						
Totals			25-63	11-28	8-15	14	27	41	23	69	15	15	6	3
FG % 1st Half: 9-32 28.1%			2nd half: 16-31 51.6%		Game: 25-63 39.7%	Deadball								
3FG % 1st Half: 2-13 15.4%			2nd half: 9-15 60.0%		Game: 11-18 39.3%	Rebounds								
FT % 1st Half: 5-8 62.5%			2nd half: 3-7 42.9%		Game: 8-15 53.3%	4								

Officials: Randy Heimerman, David Stevens, Ervin Wilson  
Technical fouls: Southeast Missouri State-None. Southern Illinois-None.  
Attendance: 4493

Score by periods	1st	2nd	Total
Southeast Missouri State	39	36	75
Southern Illinois	25	44	69

Points	In	Off	2nd	Fast	Bench
SEMO	18	16	16	6	2
SIU	26	13	12	0	33

### GAME 11

#### KANSAS STATE 89, SOUTHEAST MISSOURI 71

Dec. 16, 2017 • Bramlage Coliseum • Manhattan, Kan.

##### SE Missouri State 71 • 6-5

#	Player	Total		3-Ptr		Rebounds		PF	TP	A	TO	Blk	Stl	Min
		FG-FGA	FG-FGA	FT-FTA	FT-FTA	Off	Def							
04	VRANES, Milos	f	3-4	2-3	0-0	1	5	6	2	8	1	2	0	0
20	CARPENTER, Justin	f	6-13	0-3	1-1	3	1	4	0	13	2	1	0	1
02	DALTON, Jonathan	g	2-4	1-2	0-0	0	2	2	1	5	4	3	0	1
25	BREWER, Ledarius	g	0-5	0-2	0-0	0	4	4	2	0	2	0	0	1
34	MAHONEY, Denzel	g	6-9	2-3	9-9	0	1	1	2	23	0	1	0	0
01	DUFFUS, Dondre	g	1-3	1-1	0-0	0	0	0	4	3	1	2	0	0
13	GABLE, Isaiah	g	1-4	0-2	0-0	0	0	0	2	2	0	0	0	0
15	LEWIS, Donnie	g	0-0	0-0	0-0	0	0	0	2	0	2	0	0	1
23	SIMMONS, Daniel	g	6-15	5-9	0-0	0	1	1	1	17	4	0	0	0
Team						1	0	1						
Totals			25-57	11-25	10-10	5	14	19	16	71	16	9	0	4
FG % 1st Half: 12-25 48.0%			2nd half: 13-32 40.6%		Game: 25-57 43.9%	Deadball								
3FG % 1st Half: 6-12 50.0%			2nd half: 5-13 38.5%		Game: 11-25 44.0%	Rebounds								
FT % 1st Half: 9-9 100.0			2nd half: 1-1 100.0		Game: 10-10 100.0	0								

##### Kansas State 89 • 9-2

#	Player	Total		3-Ptr		Rebounds		PF	TP	A	TO	Blk	Stl	Min	
		FG-FG	FG-FGA	FT-FTA	Off	Def	TP								
14	MAWIEN, Makol	f	5-6	1-1	0-0	2	2	4	1	11	1	0	1	0	21
20	SNEED, Xavier	f	9-10	4-5	1-1	0	7	7	1	23	2	0	0	0	26
32	WADE, Dean	f	7-8	0-1	5-8	0	3	3	3	19	1	2	0	1	19
03	STOKES, Kamau	g	5-10	2-5	0-0	1	4	5	1	12	9	0	5	1	33
05	BROWN, Barry	g	3-10	1-5	0-0	1	3	4	0	7	7	2	1	3	37
01	SALLAH, Mawdo		0-1	0-0	0-0	0	1	1	0	0	1	1	1	0	5
02	DIARRA, Carlier		0-1	0-0	0-0	0	0	0	0	0	0	0	0	0	4
11	PATRICK, Brian		3-5	1-3	0-0	0	1	2	7	1	0	0	0	0	17
12	SCHOEN, Mason		0-1	0-0	0-0	0	0	0	0	0	0	0	0	0	2
23	WAINWRIGHT, Amaad		2-3	2-3	1-4	4	5	9	0	7	3	0	0	0	24
24	MCATEE, Pierson		0-0	0-0	0-0	0	0	0	0	0	0	0	0	0	1
34	STOCKARD III, Levi		1-1	0-0	1-2	0	0	0	0	3	0	0	0	0	7
40	KINNAMON, Kade		0-0	0-0	0-0	0	0	0	0	0	0	0	1	0	1
45	SHADD, Nigel		0-0	0-0	0-1	1	0	1	0	0	0	0	0	0	3
	Team					1	1	2							
Totals			35-56	11-23	8-16	10	27	37	9	89	25	11	4	5	200
FG 1st Half: 22-32 68.8% 2nd half: 13-24 54.2% Game: 35-56 62.5% Deadball															
3FG 1st Half: 6-10 60.0% 2nd half: 5-13 38.5% Game: 11-23 47.8% Rebounds															
FT 1st Half: 3-7 42.9% 2nd half: 5-9 55.6% Game: 8-16 50.0% 5															

# Southeast Missouri State REDHAWKS

## BOX SCORES

### GAME 13

#### SAINT LOUIS 78, SOUTHEAST MISSOURI 48

Dec. 22, 2017 • Chaifetz Arena • St. Louis, Mo.

##### Southeast Missouri 48 • 6-7

#	Player	Total		3-Ptr		Rebounds			PF	TP	A TO Blk Stl				Min
		FG-FGA	FG-FGA	FT-FTA	FT-FTA	Off	Def	Tot							
04	VRANES, Milos	f	3-4	1-2	0-0	1	1	2	2	7	0	1	0	0	19
34	MAHONEY, Denzel	f	3-9	1-4	5-8	1	3	4	2	12	1	1	0	0	30
20	CARPENTER, Justin	c	0-5	0-1	4-4	2	5	7	1	4	1	0	1	0	18
02	DALTON, Jonathan	g	1-1	0-0	0-0	0	3	3	0	2	4	2	0	1	29
25	BREWER, Ledarius	g	4-12	0-2	0-0	1	1	2	1	8	1	2	0	2	23
03	KOWALSKI, Ray	g	0-5	0-4	0-0	0	0	0	0	1	0	0	0	0	9
13	GABLE, Isaiah	g	1-6	1-4	0-0	0	1	1	2	3	0	2	0	0	17
15	LEWIS, Donnie	g	0-0	0-0	0-0	0	0	0	1	0	0	1	0	0	18
30	SIMMONS, Daniel	g	3-6	2-4	0-0	1	1	2	1	8	2	1	0	0	22
42	LAROS, Mark	g	2-5	0-0	0-0	1	2	3	1	4	0	1	0	0	15
Team						4	0	4							
Totals			17-53	5-21	9-12	11	17	28	11	48	10	11	1	3	200

FG % 1st Half: 8-25 32.0% 2nd half: 9-28 32.1% Game: 17-53 32.1%  
3FG % 1st Half: 1-11 9.1% 2nd half: 4-10 40.0% Game: 5-21 23.8%  
FT % 1st Half: 6-6 100.0 2nd half: 3-6 50.0% Game: 9-12 75.0%

##### Saint Louis 78 • 7-6

#	Player	Total		3-Ptr		Rebounds			PF	TP	A TO Blk Stl				Min
		FG-FGA	FG-FGA	FT-FTA	FT-FTA	Off	Def	Tot							
20	JOHNSON, Jalen	f	1-5	1-4	0-0	0	3	3	3	2	1	0	0	2	29
22	FRENCH, Hasahn	f	2-6	0-0	1-2	3	4	7	2	5	4	1	0	1	29
00	CARPENTER, Jordan	g	9-13	1-2	1-1	2	6	8	3	20	2	3	0	1	33
03	BESS, Javon	g	6-10	0-1	2-3	3	7	10	2	14	5	1	1	1	32
05	ROBY, Davell	g	9-15	4-8	1-1	0	2	2	1	23	3	1	0	2	32
01	FOREMAN, D.J.	g	0-1	0-0	0-0	0	0	0	0	0	0	0	1	0	8
21	PSIMITS, Markos	g	0-1	0-1	0-0	0	0	0	0	0	0	0	0	0	3
34	HINES, Aaron	g	5-7	2-4	0-0	0	1	1	2	12	1	1	0	1	20
25	ANTHONY, Rashed	g	0-0	0-0	1-2	2	3	5	0	1	0	0	4	0	14
Team						1	0	1							
Totals			32-58	8-20	6-9	11	26	37	13	78	17	9	6	6	200

FG % 1st Half: 16-31 51.6% 2nd half: 16-27 59.3% Game: 32-58 55.2%  
3FG % 1st Half: 2-10 20.0% 2nd half: 6-10 60.0% Game: 8-20 40.0%  
FT % 1st Half: 1-2 50.0% 2nd half: 5-7 71.4% Game: 6-9 66.7%

Officials: Tim Nestor, Wally Rutecki, Brent Hampton  
Technical fouls: Southeast Missouri-None, Saint Louis-None.  
Attendance: 8021

Score by periods	1st	2nd	Total
Southeast Missouri	23	25	48
Saint Louis	35	43	78

Points	In	Off	2nd	Fast	Bench
SEMO	18	2	8	0	15
SLU	48	20	18	14	13

### GAME 14

#### BELMONT 94, SOUTHEAST MISSOURI 72

Dec. 28, 2017 • Show Me Center • Cape Girardeau, Mo.

##### Belmont 94 • 9-5, 1-0 OVC

#	Player	Total		3-Ptr		Rebounds			PF	TP	A TO Blk Stl				Min
		FG-FGA	FG-FGA	FT-FTA	FT-FTA	Off	Def	Tot							
25	MERCER, Mack	f	4-5	0-1	0-0	2	3	5	4	8	2	0	0	0	14
32	EGEKEZE, Amanze	f	7-7	3-3	4-4	0	3	3	2	21	0	0	0	1	24
01	LUKE, Austin	g	0-0	0-0	0-0	0	0	0	4	0	8	2	1	1	24
03	WINDLER, Dylan	g	6-9	3-6	1-2	1	8	9	1	16	4	1	3	1	34
11	MCCLAIN, Kevin	g	5-12	1-4	1-2	3	3	6	1	12	2	4	0	0	35
02	MURPHY, Grayson	g	2-5	0-2	0-0	0	2	2	0	4	2	0	0	1	10
14	HOPKINS, Nick	g	7-13	7-11	0-0	0	3	3	3	21	0	1	0	0	28
21	SAMPSON, Burton	g	0-0	0-0	2-2	0	0	0	0	2	1	0	0	0	5
42	BENKERT, Michael	g	0-0	0-0	0-0	0	0	0	1	0	0	1	0	0	4
41	HADDEN, Tyler	g	3-6	0-1	0-0	1	2	3	4	6	0	1	0	0	14
50	ADELSPERGER, Seth	g	2-3	0-0	0-0	0	0	0	1	4	0	0	1	0	8
Team						0	3	3							
Totals			36-60	14-28	8-10	7	27	34	21	94	21	10	5	4	200

FG % 1st Half: 19-35 54.3% 2nd half: 17-25 68.0% Game: 36-60 60.0%  
3FG % 1st Half: 8-16 50.0% 2nd half: 6-12 50.0% Game: 14-28 50.0%  
FT % 1st Half: 1-2 50.0% 2nd half: 7-8 87.5% Game: 8-10 80.0%

##### Southeast Missouri 72 • 6-8, 0-1 OVC

#	Player	Total		3-Ptr		Rebounds			PF	TP	A TO Blk Stl				Min
		FG-FGA	FG-FGA	FT-FTA	FT-FTA	Off	Def	Tot							
34	MAHONEY, Denzel	f	5-13	2-5	7-10	5	3	8	2	19	1	1	0	2	32
20	CARPENTER, Justin	c	2-7	0-1	0-0	2	0	2	2	4	0	0	0	0	19
02	DALTON, Jonathan	g	1-4	0-0	1-3	0	2	2	0	3	6	1	0	2	31
23	SIMMONS, Daniel	g	4-10	0-2	3-4	0	5	5	2	11	2	4	0	1	28
25	BREWER, Ledarius	g	7-11	6-9	1-2	0	0	0	3	21	1	2	0	0	22
03	KOWALSKI, Ray	g	1-3	0-2	0-0	0	0	0	0	2	1	1	0	1	9
04	VRANES, Milos	g	0-2	0-1	0-0	1	1	2	1	0	1	1	0	0	8
13	GABLE, Isaiah	g	2-6	1-3	3-4	1	3	4	2	8	0	0	0	0	23
15	LEWIS, Donnie	g	0-0	0-0	0-0	0	0	0	0	1	0	1	0	1	9
42	LAROS, Mark	g	2-3	0-0	0-0	3	2	5	1	4	0	2	0	0	19
Team						0	1	1							
Totals			24-59	9-23	15-23	12	17	29	13	72	13	12	0	7	200

FG % 1st Half: 11-25 44.0% 2nd half: 13-34 38.2% Game: 24-59 40.7%  
3FG % 1st Half: 4-11 36.4% 2nd half: 5-12 41.7% Game: 9-23 39.1%  
FT % 1st Half: 10-16 62.5% 2nd half: 5-7 71.4% Game: 15-23 65.2%

Officials: John St. Clair, Coy Gammon, Shane Staggs  
Technical fouls: Belmont-None, Southeast Missouri-None.  
Attendance: 1310

Score by periods	1st	2nd	Total
Belmont	47	47	94
Southeast Missouri	36	36	72

Points	In	Off	2nd	Fast	Bench
BEL	38	15	10	4	37
SEMO	16	13	16	4	14

### GAME 15

#### SOUTHEAST MISSOURI 77, TENNESSEE STATE 65

Dec. 31, 2017 • Show Me Center • Cape Girardeau, Mo.

##### Tennessee State 65 • 5-8, 0-2 OVC

#	Player	Total		3-Ptr		Rebounds			PF	TP	A TO Blk Stl				Min
		FG-FGA	FG-FGA	FT-FTA	FT-FTA	Off	Def	Tot							
04	HAMILTON, K.	f	5-11	2-5	0-0	2	2	4	4	12	1	0	0	2	26
21	MEKOWULU, Christian	f	3-7	0-0	2-3	1	2	3	3	8	1	2	2	2	25
00	CHANEY, Armani	f	0-3	0-0	0-0	0	4	4	2	0	0	2	0	0	18
01	SPENCER, Delano	g	6-18	4-11	1-1	0	3	3	1	17	1	1	0	2	32
14	REDDICK, Darreon	g	3-6	0-1	5-5	0	1	1	3	11	1	3	0	1	25
02	MCKNIGHT, Kamar	g	1-3	0-2	1-2	0	3	3	1	3	2	0	0	0	12
10	DAVIS, Tripp	g	0-0	0-0	0-0	0	0	0	1	0	0	0	0	0	9
22	CUMMINGS, Daniel	g	1-3	1-2	0-0	0	1	1	3	3	1	2	0	0	16
30	CHAFEE JR., Stokley	g	1-1	0-0	0-0	0	2	2	2	2	0	0	0	0	16
34	DUKE, Jalen	g	4-4	1-1	0-0	1	2	3	0	9	1	0	0	0	21
Team						1	2	3							
Totals			24-56	8-22	9-11	5	22	27	20	65	8	10	2	7	200

FG % 1st Half: 10-27 37.0% 2nd half: 14-29 48.3% Game: 24-56 42.9%  
3FG % 1st Half: 1-8 12.5% 2nd half: 7-14 50.0% Game: 8-22 36.4%  
FT % 1st Half: 6-8 75.0% 2nd half: 3-3 100.0 Game: 9-11 81.8%

##### Southeast Missouri 77 • 7-8, 1-1 OVC

#	Player		Total		3-Ptr		Rebounds			PF	TP	A TO Blk Stl				Min
			FG	FGA	FG	FGA	FT	FTA	Off			Def	Tot			
04	VRANES, Milos	f	4-7	3-6	1-2		1	5	6	1	12	2	3	0	1	21
34	MAHONEY, Denzel	f	4-8	2-4	12-13		3	8	11	1	22	2	2	0	2	34
20	CARPENTER, Justin	c	5-8	2-3	2-2		0	2	2	4	14	1	1	1	0	25
02	DALTON, Jonathan	g	0-2	0-1	2-2		2	1	3	2	2	4	3	0	0	29
25	BREWER, Ledarius	g	7-18	2-12	0-1		0	6	6	1	16	1	0	3	1	30
03	KOWALSKI, Ray	g	0-2	0-2	0-0		0	2	2	1	0	1	0	0	0	9
13	GABLE, Isaiah	g	2-5	1-4	0-0		0	0	0	0	5	1	0	0	0	9
15	LEWIS, Donnie	g	0-0	0-0	0-0		1	2	3	3	0	4	2	0	1	20
30	SIMMONS, Daniel	g	2-3	2-3	0-0		0	1	1	2	6	0	2	0	0	12
42	LAROS, Mark	g	0-0	0-0	0-0		1	2	3	0	0	0	0	0	0	11
	Team						2	0	2							



# Southeast Missouri State REDHAWKS

## BOX SCORES

### GAME 17

#### AUSTIN PEAY 76, SOUTHEAST MISSOURI 71

Jan. 6, 2018 • Dunn Center • Clarksville, Tenn.

##### Southeast Missouri 71 • (7-10, 1-3 OVC)

#	Player	Total		3-Ptr		Rebounds			PF	TP	A		To	Blk	Stl	Min
		FG	FGA	FG	FGA	FT	FTA	Off Def Tot			TO	BLK				
04	VRANES, Milos	f	2-5	2-5	1-2	1	4	5	5	7	0	2	0	0	0	35
20	CARPENTER, Justin	f	1-3	0-0	0-0	1	1	2	3	2	1	2	0	1	1	15
02	DALTON, Jonathan	g	3-4	1-1	0-0	2	1	3	1	7	9	3	0	0	0	33
25	BREWER, Ledarius	g	5-15	4-9	4-6	0	1	1	2	18	1	1	1	2	1	38
34	MAHONEY, Denzel	g	7-11	4-6	6-6	1	5	6	3	24	0	3	1	0	26	
03	KOWALSKI, Ray		0-0	0-0	0-0	0	0	0	0	0	0	0	0	1	6	
15	LEWIS, Donnie		0-0	0-0	0-0	0	0	0	2	0	2	0	0	0	12	
23	SIMMONS, Daniel		5-10	0-3	1-3	0	2	2	3	11	1	1	0	0	0	22
42	LAROS, Mark		1-3	0-0	0-0	2	1	3	2	2	0	0	0	0	0	13
Team						0	1	1								
Totals			24-51	11-24	12-17	7	16	23	21	71	14	12	2	4	200	
FG % 1st Half: 10-26 38.5% 2nd half: 14-25 56.0% Game: 24-51 47.1%																
3FG % 1st Half: 3-12 25.0% 2nd half: 8-12 66.7% Game: 11-24 45.8%																
FT % 1st Half: 4-7 57.1% 2nd half: 8-10 80.0% Game: 12-17 70.6%																
Deadball Rebounds 3																

##### Austin Peay 76 • (9-7, 4-0 OVC)

#	Player	Total		3-Ptr		Rebounds			PF	TP	A		To	Blk	Stl	Min
		FG	FGA	FG	FGA	FT	FTA	Off Def Tot			TO	BLK				
03	PORTER-BUNTON, Chri	f	3-11	2-7	3-4	1	2	3	4	11	1	1	0	2	23	
21	TAYLOR, Terry	f	9-14	2-6	9-11	9	5	14	1	29	1	2	0	0	35	
24	UGBA, Averyl	f	5-6	1-2	2-4	5	3	8	4	13	0	2	0	0	21	
01	IVORY, Tre'	g	3-9	0-2	0-0	1	3	4	0	6	6	3	0	0	33	
04	GUMM, Dayton	g	2-6	0-3	0-1	1	2	3	0	4	2	1	0	1	27	
00	McCARATHY, Acodyan		0-0	0-0	0-0	0	0	0	0	0	0	1	0	0	1	
15	CUCAK, Ivan		0-0	0-0	0-0	0	0	0	2	0	0	0	0	0	1	
22	HENDERSON, Richard		2-5	0-0	0-0	2	1	3	3	4	0	2	0	0	6	
23	HARRIS, Steve		3-6	0-2	0-0	1	3	4	0	6	1	0	0	0	24	
25	GLOTTA, Zach		1-5	1-3	0-0	0	1	1	1	3	2	1	0	0	20	
Team						2	2	4								
Totals			28-62	6-25	14-20	22	22	44	15	76	13	13	0	4	200	
FG % 1st Half: 14-32 43.8% 2nd half: 14-30 46.7% Game: 28-62 45.2%																
3FG % 1st Half: 4-16 25.0% 2nd half: 2-9 22.2% Game: 6-25 24.0%																
FT % 1st Half: 4-6 66.7% 2nd half: 10-14 71.4% Game: 14-20 70.0%																
Deadball Rebounds 2																

Officials: Kevin Driver, Mike Grundman, Cody Crum  
Technical fouls: Southeast Missouri-None. Austin Peay-None.  
Attendance: 1825

Score by periods	1st	2nd	Total
Southeast Missouri	27	44	71
Austin Peay	36	40	76

Points	In	Off	2nd	Fast	Bench
SEMO	22	19	5	2	13
APSU	38	16	24	4	13

### GAME 18

#### SOUTHEAST MISSOURI 78, MOREHEAD STATE 75

Jan. 11, 2018 • Show Me Center • Cape Girardeau, Mo.

##### Morehead State 75 • 4-12, 0-5 OVC

#	Player	Total		3-Ptr		Rebounds			PF	TP	A		To	Blk	Stl	Min
		FG	FGA	FG	FGA	FT	FTA	Off Def Tot			TO	BLK				
12	GREEN, Malek	f	2-3	0-0	3-3	3	3	6	3	7	0	0	0	0	20	
13	HARRIS, Lamontay	f	7-14	1-4	0-0	1	9	10	2	15	1	3	0	0	31	
00	HICKS, A.J.	g	8-14	1-5	4-6	0	1	1	1	21	5	3	0	2	34	
02	WALKER, Jordan	g	2-7	0-3	5-7	1	2	3	4	9	3	1	0	2	37	
32	HENSON, Djimon	g	1-6	0-4	0-0	1	2	3	4	2	1	3	0	0	28	
01	KING, Londell		3-6	0-2	0-0	4	2	6	5	6	0	2	0	1	23	
04	COOPER, De'von		5-7	5-7	0-0	1	4	5	1	15	0	2	0	1	21	
10	CHATMAN, Alonzo		0-1	0-0	0-1	0	0	0	2	0	0	3	0	0	6	
Team						1	1	2								
Totals			28-58	7-25	12-17	12	24	36	22	75	10	17	0	6	200	
FG % 1st Half: 10-26 38.5% 2nd half: 18-32 56.3% Game: 28-58 48.3%																
3FG % 1st Half: 3-11 27.3% 2nd half: 4-14 28.6% Game: 7-25 28.0%																
FT % 1st Half: 5-7 71.4% 2nd half: 7-10 70.0% Game: 12-17 70.6%																
Deadball Rebounds 1																

##### Southeast Missouri 78 • 8-10, 2-3 OVC

#	Player	Total		3-Ptr		Rebounds			PF	TP	A		To	Blk	Stl	Min
		FG	FGA	FG	FGA	FT	FTA	Off Def Tot			TO	BLK				
34	MAHONEY, Denzel	f	8-15	3-9	3-5	1	3	4	4	22	1	1	1	1	28	
42	LAROS, Mark	c	5-7	0-1	1-2	3	5	8	1	11	1	1	1	1	33	
05	DALTON, Jonathan	g	4-9	1-6	1-2	0	2	2	1	10	6	3	0	1	39	
15	LEWIS, Donnie	g	0-2	0-2	2-3	0	2	2	2	2	2	1	0	0	25	
25	BREWER, Ledarius	g	4-8	2-6	6-7	0	3	3	3	16	1	2	0	1	33	
20	CARPENTER, Justin		0-1	0-1	2-2	2	2	4	3	2	0	3	0	0	13	
23	SIMMONS, Daniel		5-9	2-4	3-4	1	2	3	5	15	0	2	0	1	29	
Team						1	3	4								
Totals			26-51	8-29	18-25	8	22	30	19	78	11	13	2	5	200	
FG % 1st Half: 12-26 46.2% 2nd half: 14-25 56.0% Game: 26-51 51.0%																
3FG % 1st Half: 6-17 35.3% 2nd half: 2-12 16.7% Game: 8-29 27.6%																
FT % 1st Half: 7-9 77.8% 2nd half: 11-16 68.8% Game: 18-25 72.0%																
Deadball Rebounds 0																

Officials: John St. Clair, Coy Gammon, Darnell Spann  
Technical fouls: Morehead State-None. Southeast Missouri-SIMMONS, Daniel;  
CARPENTER, Justin.  
Attendance: 915

Score by periods	1st	2nd	Total
Morehead State	28	47	75
Southeast Missouri	37	41	78

Points	In	Off	2nd	Fast	Bench
MOR	36	21	8	6	21
SEMO	34	25	11	2	17

### GAME 19

#### EASTERN KENTUCKY 91, SOUTHEAST MISSOURI 86

Jan. 13, 2018 • Show Me Center • Cape Girardeau, Mo.

##### Eastern Kentucky 91 • 8-11, 2-4 OVC

#	Player		Total		3-Ptr		Rebounds			PF	TP	A	To	Blk	Stl	Min
			FG	FGA	FG	FGA	FT	FTA	Off							
02	DISHMAN, DeAndre	f	7-13	0-0	3-3		2	2	4	1	17	0	2	1	0	28
10	MAYO, Nick	f	4-6	3-3	0-0		0	5	5	4	11	5	0	1	0	27
00	WEAVER, Dujuana	g	4-6	3-4	4-4		0	5	5	3	15	0	1	0	1	23
01	HOBBS, JacQuess	g	3-5	2-3	0-0		0	0	0	0	8	0	0	0	0	8
20	BOYD, Dedric	g	1-10	0-9	7-8		0	4	4	2	9	5	3	0	2	35
03	BROUGHTON, Peyton		2-5	1-2	0-0		1	0	1	0	5	2	0	0	0	15
04	AVARE, Dillon		0-3	0-3	0-0		0	1	1	1	0	2	2	0	1	18
05	YOUNGMAN, A.J.		2-3	2-3	0-0		0	1	1	5	6	0	2	0	0	18
12	CHARLES, Zach		1-1	0-0	0-0		0	3	3	2	1	0	0	1	0	12
13	DAVIS, Jackson		5-12	1-2	7-7		4	1	5	0	18	0	0	0	0	16
Team:							0	0	0							
Totals			29-64	12-29	21-22		7	22	29	45	91	15	10	2	5	200
FG % 1st Half: 16-34 47.1%			2nd half: 13-30 43.3%			Game: 29-64 45.3%			Rebound							
3FG % 1st Half: 8-15 53.3%			2nd half: 4-14 28.6%			Game: 12-29 41.4%			Def							
FT % 1st Half: 10-10 100%			2nd half: 10-10 100%			Game: 10-10 100%			Off							

# Southeast Missouri State REDHAWKS

## BOX SCORES

### GAME 21

#### SOUTHEAST MISSOURI 86, EASTERN ILLINOIS 74

January 20, 2018 • Lantz Arena • Charleston, Ill.

##### Southeast Missouri 86 • 10-11, 4-4 OVC

#	Player	Total			3-Ptr			Rebounds			PF	TP	A	TO	Blk	Stl	Min
		FG-FGA	FG-FGA	FT-FTA	Off	Def	Tot										
04	VRANES, Milos	f	1-7	1-5	0-0	1	1	2	0	3	3	0	0	0	0	20	
20	CARPENTER, Justin	f	10-16	1-1	3-4	3	1	4	2	24	1	0	0	1	30		
02	DALTON, Jonathan	g	2-8	2-6	4-4	0	2	2	10	6	1	0	2	37			
25	BREWER, Ledarrrius	g	3-10	0-3	6-6	1	6	7	3	12	1	1	0	1	32		
34	MAHONEY, Denzel	g	2-4	2-4	2-2	1	4	5	3	8	2	2	0	1	30		
03	KOWALSKI, Ray		0-0	0-0	0-0	0	1	1	0	0	1	2	0	0	11		
15	LEWIS, Donnie		1-1	1-1	0-0	0	0	0	0	3	1	1	0	1	4		
23	SIMMONS, Daniel		8-9	5-6	5-6	0	5	5	2	26	5	1	0	0	27		
42	LAROS, Mark		0-1	0-0	0-0	1	1	2	2	0	0	0	0	0	9		
	Team					0	1	1				2					
Totals			27-56	12-26	20-22	7	22	29	14	86	20	10	0	6	200		
FG % 1st Half: 14-28 50.0%		2nd half: 13-28 46.4%		Game: 27-56 48.2%		Deadball Rebounds 1											
3FG % 1st Half: 6-14 42.9%		2nd half: 6-12 50.0%		Game: 12-26 46.2%													
FT % 1st Half: 2-3 66.7%		2nd half: 18-19 94.7%		Game: 20-22 90.9%													

##### Eastern Illinois 74 • 7-12, 3-5 OVC

#	Player	Total			3-Ptr			Rebounds			PF	TP	A	TO	Blk	Stl	Min
		FG-FGA	FG-FGA	FT-FTA	Off	Def	Tot										
05	CROSSLAND, Ray	f	4-8	1-2	2-4	2	5	7	3	11	3	3	2	2	33		
24	STARKS, Jajuan	f	7-11	0-2	3-4	1	2	3	1	17	1	3	0	1	27		
25	DAMA, Muusa	f	5-8	0-0	6-8	4	8	12	4	16	2	3	2	0	26		
03	SMITH, Mack	g	6-10	5-8	0-0	1	5	6	5	17	2	1	0	0	31		
04	GOODWIN, Montell	g	5-17	2-10	1-2	1	1	2	2	13	5	1	0	0	39		
11	KOCH, Logan		0-2	0-2	0-0	0	0	0	0	3	1	0	0	18			
40	JONES, Lucas		0-1	0-0	0-0	0	0	0	1	0	0	2	0	12			
55	DIALLO, Aboubacar		0-1	0-0	0-0	2	1	3	1	0	0	0	0	14			
	Team					0	1	1									
Totals			27-58	8-24	12-18	11	23	34	17	74	16	14	4	3	200		
FG % 1st Half: 17-30 56.7%		2nd half: 10-28 35.7%		Game: 27-58 46.6%		Deadball Rebounds 4											
3FG % 1st Half: 7-12 58.3%		2nd half: 1-12 8.3%		Game: 8-24 33.3%													
FT % 1st Half: 2-6 33.3%		2nd half: 10-12 83.3%		Game: 12-18 66.7%													

Officials: Kevin Driver, Scott Tierney, and Boyd Copeland  
Technical fouls: Southeast Missouri-None. Eastern Illinois-None.  
Attendance: 1369

Score by periods									
	1st	2nd	Total	Points	In Paint	Off T/O	2nd Chance	Fast Break	Bench
Southeast Missouri	36	50	86	SEMO	26	21	10	12	29
Eastern Illinois	43	31	74	EIU	30	13	6	5	0