

# **YOUR REDHAWKS 2017-18 SOUTHEAST MISSOURI BASKETBALL**

**GAME  
20**



## **SOUTHEAST MISSOURI (8-11, 2-4) AT SIU EDWARDSVILLE (7-10, 3-3)**

### **MEDIA COVERAGE**

**Date** ..... Saturday, January 18, 2018  
**Tipoff** ..... 7 p.m., CT  
**Location** ..... Edwardsville, Ill.  
**Arena** ..... Vadalabene Center (4,000)  
**Series History** ..... SEMO leads, 18-9  
**Last Meeting** ..... SEMO 71, SIUE 67  
 (Feb. 9, 2017 / Edwardsville, Ill.)

### **SOUTHEAST MISSOURI SPORTS INFORMATION**

**Basketball Contact** ..... Jeff Honza  
**Phone / Email** ..... (573) 651-2933 / redhawk1@me.com

### **Head Coaches**

Rick Ray (65-113 overall; 28-53 at SEMO; 13-25 OVC)  
 Jon Harris (19-56 overall; 19-56 at SIUE; 7-31 OVC)

**GoSoutheast.com**

### **Social Media**



## **2017-18 SCHEDULE/RESULTS**

### **November (3-4)**

|    |  |                        |
|----|--|------------------------|
| 1  | Missouri S&T (exhibition)                                | W, 94-75               |
| 4  | Missouri Southern (exhibition)                           | W, 85-77               |
| 10 | Missouri Baptist <sup>OVC DN</sup>                       | W, 81-69               |
|    | <i>Cancun Challenge</i>                                  |                        |
| 13 | at Louisiana Tech  | L, 95-96 <sup>OT</sup> |
| 16 | at Evansville <sup>ESPN3</sup>                           | L, 50-66               |
| 21 | vs. Cal State Northridge # <sup>CBS SPORTS DIGITAL</sup> | W, 74-59               |
| 22 | vs. Montana State # <sup>CBS SPORTS DIGITAL</sup>        | L, 82-88               |
| 26 | North Carolina Central <sup>OVC DN</sup>                 | L, 70-77               |
| 28 | Hannibal-LaGrange <sup>OVC DN</sup>                      | W, 83-59               |

### **December (4-4, 1-1 OVC)**

|    |  |          |
|----|--|----------|
| 2  | at North Carolina Central                    | W, 86-77 |
| 6  | UMKC <sup>OVC DN</sup>                       | W, 91-87 |
| 9  | at Southern Illinois <sup>ESPN3</sup>        | W, 75-69 |
| 16 | at Kansas State <sup>ESPN3</sup>             | L, 71-89 |
| 20 | Bradley <sup>OVC DN</sup>                    | L, 67-75 |
| 22 | at Saint Louis <sup>FOX SPORTS MIDWEST</sup> | L, 48-78 |
| 28 | Belmont* <sup>OVC DN</sup>                   | L, 72-94 |
| 31 | Tennessee State* <sup>OVC DN</sup>           | W, 77-65 |

### **January (1-3, 1-3 OVC)**

|    |  |           |
|----|--|-----------|
| 4  | at Murray State* <sup>OVC DN</sup>       | L, 73-89  |
| 6  | at Austin Peay* <sup>OVC DN</sup>        | L, 71-76  |
| 11 | Morehead State* <sup>OVC DN</sup>        | W, 78-75  |
| 13 | Eastern Kentucky* <sup>OVC DN</sup>      | L, 86-91  |
| 18 | at SIU Edwardsville* <sup>OVC DN</sup>   | 7 p.m.    |
| 20 | at Eastern Illinois* <sup>OVC DN</sup>   | 3:15 p.m. |
| 25 | at Tennessee Tech* <sup>OVC DN</sup>     | 7:30 p.m. |
| 27 | at Jacksonville State* <sup>OVC DN</sup> | 7 p.m.    |

### **February (0-0, 0-0 OVC)**

|    |  |           |
|----|--|-----------|
| 1  | Murray State* <sup>OVC DN</sup>        | 7:30 p.m. |
| 3  | Austin Peay* <sup>OVC DN</sup>         | 4:15 p.m. |
| 8  | at Morehead State* <sup>OVC DN</sup>   | 6:30 p.m. |
| 10 | at UT Martin* <sup>OVC DN</sup>        | 6 p.m.    |
| 15 | Eastern Illinois* <sup>OVC DN</sup>    | 6:30 p.m. |
| 17 | SIU Edwardsville* <sup>OVC DN</sup>    | 4:15 p.m. |
| 22 | at Eastern Kentucky* <sup>OVC DN</sup> | 7 p.m.    |
| 24 | UT Martin* <sup>OVC DN</sup>           | 4:15 p.m. |

All games are broadcast live on the radio at ESPN 92.9 FM and Real Rock 99.3 FM; All times are Central and subject to change; \* - Denotes Ohio Valley Conference Game; OVC DN - OVC Digital Network; # - Game played in Cancun, Mexico

### **Redhawks Start Four-Game Trek**

Southeast Missouri (8-11, 2-4) begins a four-game road stretch when it visits SIU Edwardsville (7-10, 3-3) Thursday. Tip-off is set for 7 p.m., CT, at the Vadalabene Center.

### **Follow the Redhawks**

Fans can listen to Thursday's game on the radio at ESPN 92.9 FM and Real Rock 99.3 FM. Erik Sean will call the action. Video can be accessed live online at the OVC Digital Network. Live stats are available at SIUECougars.com. Twitter updates provided @SEMOMBB.

### **Two-Week Trip**

Southeast embarks on its longest road trip in Ohio Valley Conference play over the next two weeks. The Redhawks head to SIU Edwardsville (Jan. 18) and Eastern Illinois (Jan. 20) this week before closing out January at Tennessee Tech (Jan. 25) and Jacksonville State (Jan. 27). Southeast's four-game trek matches its longest road trip of the season.

### **Series History**

The Redhawks hold a 18-9 lead in its all-time series against SIU Edwardsville. Southeast goes for its third-straight win over SIUE after sweeping the Cougars last season. The Redhawks won, 79-76, in Cape Girardeau and, 71-67, in Edwardsville. Five of the last six meetings between these teams have been decided by four points or less. Southeast is 6-5 all-time in Edwardsville.

## **SOUTHEAST MISSOURI PROBABLE STARTERS**



**15**

Donnie Lewis  
 G / 6-1 / 170 / Jr.  
 Lexington, Ky.

0.4 ppg, 0.6 rpg,  
 1.3 apg



**5**

Jonathan Dalton  
 G / 5-10 / 155 / Jr.  
 New Orleans, La.

4.7 ppg, 2.2 rpg,  
 5.3 apg



**42**

Mark Laros  
 C / 6-10 / 223 / Jr.  
 Hengelo,  
 Netherlands

4.9 ppg, 4.2 rpg,  
 0.2 apg



**25**

Ledarius Brewer  
 G / 6-5 / 200 / Fr.  
 Meridian, Miss.

13.3 ppg, 3.3 rpg,  
 1.4 apg



**34**

Denzel Mahoney  
 G/F / 6-4 / 213 / So.  
 Oviedo, Fla.

19.4 ppg, 5.1 rpg,  
 1.2 apg

# Southeast Missouri State REDHAWKS

## 2017-18 BASKETBALL NOTES / SIU EDWARDSVILLE • JAN. 18

### Dalton Clears 100 Assists

Jonathan Dalton's five assists against Eastern Kentucky (Jan. 13) put him over 100 for the season. Dalton became the third player in the Ohio Valley Conference to get over 100 assists, joining Belmont's Austin Luke (137) and Murray State's Ja Morant (114). He enters the week ranked third in the league with 5.3 assists per game and a total of 101 this year. Dalton is the first Southeast player to get 100 or more assists in a season since Lucas Nutt (191, 2013-14).

### 20-Point Man

Denzel Mahoney scored over 20 points in three-straight starts. Mahoney pitched in 24 points at Austin Peay (Jan. 6), 22 vs. Morehead State (Jan. 11) and 25 vs. Eastern Kentucky (Jan. 13). He scored over 20 points in four of his last five games and a team-high nine times this season.

### Last Time Out

Southeast erased a 16-point deficit, but came up short in a 91-86 loss to Eastern Kentucky (Jan. 13). The Redhawks shot 50 percent from the field and scored over 80 points. Down, 67-57, with a little over 10 minutes to play, Southeast went on a 13-2 run to take the lead. Ledarrus Brewer's 3-pointer put the Redhawks ahead, 70-69, at the 7:25 mark. The Redhawks and Colonels went back-and-forth before EKV pulled away in the final seconds.

### Career-High for Simmons

Daniel Simmons dropped in a career-high 22 points on 8-of-12 field goals and 4-of-6 free throws against Eastern Kentucky (Jan. 13). Simmons scored over 20 points for the first time in his Southeast career. It marked his eighth time scoring double figures off the bench this year.

### Back-to-Back

Point guard Jonathan Dalton recently scored double figures in back-to-back games for the first time in his career. Dalton scored 10 points vs. Morehead State (Jan. 11) and closed out the week with a career-high 13 against Eastern Kentucky (Jan. 13). He played a career-high 39 minutes in each of those contests. In addition, Dalton became the third player in the Ohio Valley Conference to get 100 assists this season.

## 2017-18 SOUTHEAST MISSOURI REDHAWKS ROSTER

| No. | Name             | Pos. | Ht.  | Wt. | Cl. | Yr. | Hometown (High School/College)                                |
|-----|------------------|------|------|-----|-----|-----|---|
| 1   | Dondre Duffus    | G    | 6-3  | 183 | Jr. | 4th | Palm Beach, Fla. (Boyd Anderson/St. Petersburg)               |
| 3   | Ray Kowalski     | G    | 6-3  | 195 | Fr. | 2nd | Concord, N.C. (Concord)                                       |
| 4   | Milos Vranes     | F    | 6-7  | 200 | Sr. | 4th | Belgrade, Serbia (Third Belgrade/N.D. State Coll. of Science) |
| 5   | Jonathan Dalton  | G    | 5-10 | 155 | Jr. | 3rd | New Orleans, La. (West Jefferson/Copiah-Lincoln CC)           |
| 10  | Khalil Cuffee    | G    | 6-4  | 210 | Fr. | 1st | Fairburn, Ga. (Langston Hughes)                               |
| 13  | Isaiah Gable     | F    | 6-7  | 195 | Fr. | 1st | Greenville, Ohio (Greenville)                                 |
| 15  | Donnie Lewis*    | G    | 6-1  | 170 | Jr. | 3rd | Lexington, Ky. (Paul Dunbar/Spalding University)              |
| 20  | Justin Carpenter | F    | 6-9  | 230 | Fr. | 1st | Mt. Carmel, Ill. (Mt. Carmel)                                 |
| 22  | Skyler Hogan #   | G    | 6-3  | 180 | So. | 3rd | Melbourne, Fla. (Holy Trinity Episcopal/Embry-Riddle)         |
| 23  | Daniel Simmons   | G    | 6-2  | 196 | Sr. | 4th | Biggersville, Miss. (Biggersville/East Mississippi CC)        |
| 25  | Ledarrus Brewer  | G    | 6-5  | 200 | Fr. | 1st | Meridian, Miss. (Meridian)                                    |
| 34  | Denzel Mahoney   | G/F  | 6-4  | 213 | So. | 2nd | Oviedo, Fla. (Hagerty)  |
| 42  | Mark Laros       | C    | 6-10 | 223 | Jr. | 3rd | Hengelo, Netherlands (Montessori College Twente/Mineral Area) |

\* Walk-on

# Will sit out the season due to NCAA Division I transfer regulations

**Head Coach:** Rick Ray, Third Year (Grand View College, 1994)

**Assistant Coach:** Adam Gordon, Third Year (Tampa, 2006)

**Assistant Coach:** Nick Lagroone, Third Year (Southern Wesleyan, 2011)

**Assistant Coach:** Chris Moore, Third Year (Kentucky State, 1991)

**Director of Operations:** Tom Berryman, Second Year (Alabama, 2010)

**Graduate Manager:** Jonathan Ortiz, First Year (Tennessee Tech, 2017)

### Pronunciations

Khalil Cuffee ..... kah-leel  
Dondre Duffus ..... DUFF-us  
Mark Laros ..... lair-ohs  
Milos Vranes ..... mi-lowsh vrah-n-esh

### Breakdown by Class

Seniors ..... 2  
Juniors ..... 4  
Sophomores ..... 2  
Freshmen ..... 5



## 2017-18 OHIO VALLEY CONFERENCE STANDINGS (AS OF JAN. 13)

|                           | OVC        |             |            |            |           | Overall     |             |            |            |            |           |
|---------------------------|------------|-------------|------------|------------|-----------|-------------|-------------|------------|------------|------------|-----------|
|                           | Record     | Pct.        | Home       | Away       | Streak    | Record      | Pct.        | Home       | Away       | Neutral    | Streak    |
| Murray State              | 5-1        | .833        | 4-0        | 1-1        | W1        | 13-4        | .765        | 9-2        | 4-2        | 0-0        | W1        |
| Belmont                   | 5-1        | .833        | 1-1        | 4-0        | W2        | 13-6        | .684        | 7-2        | 6-4        | 0-0        | W2        |
| Austin Peay               | 5-1        | .833        | 4-0        | 1-1        | W1        | 10-8        | .556        | 9-2        | 1-6        | 0-0        | W1        |
| Jacksonville State        | 4-2        | .667        | 3-1        | 1-1        | L1        | 13-6        | .684        | 9-2        | 3-4        | 1-0        | L1        |
| Tennessee Tech            | 4-2        | .667        | 3-1        | 1-1        | L1        | 12-7        | .632        | 8-1        | 2-6        | 2-0        | L1        |
| SIUE                      | 3-3        | .500        | 1-1        | 2-2        | W1        | 7-10        | .412        | 3-3        | 4-7        | 0-0        | W1        |
| Eastern Kentucky          | 2-4        | .333        | 0-2        | 2-2        | W2        | 8-11        | .421        | 4-2        | 4-7        | 0-2        | W2        |
| <b>Southeast Missouri</b> | <b>2-4</b> | <b>.333</b> | <b>2-2</b> | <b>0-2</b> | <b>L1</b> | <b>8-11</b> | <b>.421</b> | <b>5-4</b> | <b>2-6</b> | <b>1-1</b> | <b>L1</b> |
| Tennessee State           | 2-4        | .333        | 1-1        | 1-3        | L1        | 7-10        | .412        | 4-3        | 3-7        | 0-0        | L1        |
| Eastern Illinois          | 2-4        | .333        | 0-2        | 2-2        | L2        | 6-11        | .353        | 4-2        | 2-9        | 0-0        | L2        |
| UT Martin                 | 1-5        | .167        | 1-3        | 0-2        | L5        | 6-13        | .316        | 5-4        | 1-9        | 0-0        | L5        |
| Morehead State            | 1-5        | .167        | 0-2        | 1-3        | W1        | 5-12        | .294        | 4-2        | 1-10       | 0-0        | W1        |



# Southeast Missouri State REDHAWKS

2017-18 BASKETBALL NOTES / SIU EDWARDSVILLE • JAN. 18

## Nifty Fifty

Southeast shot 50 percent from the field for the fifth time this season when it hit 30-of-60 shots against Eastern Kentucky (Jan. 13). The Redhawks are 3-2 in games where they shoot 50 percent or better from the floor. Southeast has shot 50 percent or better in two-straight contests.

## Short-Handed Redhawks

Southeast hung on to beat Morehead State (Jan. 11), 78-75, with only seven active players. Non-scholarship guard Donnie Lewis was among that group. The Redhawks were without forwards Isaiah Gable (fractured foot) and Milos Vranes (illness), and guards Ray Kowalski (illness) and Dondre Duffus (blood clot). Freshman forward Justin Carpenter played 13 minutes off the bench with a stomach virus. The last time Southeast played a game with seven players was in a 88-69 road loss at Eastern Kentucky on Jan. 9, 2016, Rick Ray's first year as the Redhawks head coach.

## Winning with Seven Players

The last time Southeast won a game with seven players was when it beat Murray State, 84-68, on Mar. 2, 2013. Nino Johnson, A.J. Jones, Nick Niemczyk, Corey Wilford, Lucas Nutt, Marland Smith and Tyler Stone formed that group which defeated the Racers in Murray on Isaiah Canaan's senior day.

## Lewis Logs First Career Starts

Non-scholarship guard Donnie Lewis made his first career start against Morehead State (Jan. 11). Lewis scored two points in 25 minutes. Both of his points came at the charity stripe when he made two big free throws with 31 seconds left. Lewis then scored two points in 12 minutes in his last start vs. Eastern Kentucky (Jan. 13).

## Five in Double Figures

Denzel Mahoney scored 22 points, Ledarrius Brewer contributed 16, Daniel Simmons pitched in 15, Mark Laros had 11 and Jonathan Dalton chipped in 10 during the Redhawks victory over Morehead State (Jan. 11). It marked the third time this year where Southeast had five players reach double figures in the scoring column.

## Laros Delivers

In his first career Ohio Valley Conference start, center Mark Laros scored 11 points and pulled down a team-high eight rebounds against Morehead State (Jan. 11). Laros played 33 minutes in his sixth start of the season and first since Nov. 22 (vs. Morehead State).

## Career Start 50

Southeast's leading scorer, Denzel Mahoney, scored 24 points in his 50th career start at Austin Peay (Jan. 6). Mahoney has started all 52 games of his two-year college career. He scored double figures in 45 of his starts and put up 20 or more points on 19 occasions since joining the Redhawks.

## Gable Out with Foot Fracture

Freshman Isaiah Gable missed the last four games with a fracture in his right foot. Gable played in 13 games off the bench, averaging 4.5 points and 1.6 rebounds per contest prior to his injury. His return is undetermined at this time.

## Brewer Time

Freshman Ledarrius Brewer has scored double figures in six-consecutive games. Brewer, Southeast's second-leading scorer with 13.3 points per contest, raised his average by 1.1 points in that span. He drained multiple 3-pointers in all six of those starts. Brewer ranks 19th in the Ohio Valley Conference in scoring and sixth in 3-point field goals made (2.4 per game).

## Second Half Flurry

Southeast made a season-high eight 3-pointers in the second half at Austin Peay (Jan. 6). The Redhawks were 8-of-12 from downtown in the game's final 20 minutes. It was the second time Southeast hit eight 3-pointers in a half of basketball this year -- also shot 8-of-12 in the first half vs. UMKC (Dec. 6).

## Vranes Gets Second Double-Double

Milos Vranes turned in the second double-double of his career when he scored 10 points and grabbed 10 rebounds at Murray State (Jan. 4). Vranes scored double figures in his second-straight game, marking the third time in his career he has scored double-digits in

## 2017-18 STATS COMPARISON

| SEMO   | SIUE  |
|--|-------|
| 8-11.....Record .....                            | 7-10  |
| 2-4.....Conference Record.....                   | 3-3   |
| 75.3.....Points Per Game.....                    | 70.8  |
| 77.8.....Opp. Points Per Game.....               | 81.6  |
| -2.6.....Scoring Margin .....                    | -10.9 |
| .456.....Field Goal Percentage.....              | .425  |
| .480.....Opp. Field Goal Percentage.....         | .477  |
| .379.....3-Point Field Goal Percentage.....      | .356  |
| .379.....Opp. 3-Point Field Goal Percentage..... | .369  |
| .738.....Free Throw Percentage .....             | .681  |
| .717.....Opp. Free Throw Percentage.....         | .729  |
| 32.7.....Rebounds Per Game.....                  | 33.9  |
| 34.1.....Opp. Rebounds Per Game.....             | 37.4  |
| -1.4.....Rebounding Margin .....                 | -3.4  |
| 13.9.....Assists Per Game.....                   | 12.9  |
| 12.2.....Turnovers Per Game .....                | 14.2  |
| -0.3.....Turnover Margin.....                    | -1.5  |
| 1.9.....Blocks Per Game .....                    | 3.3   |
| 5.6.....Steals Per Game.....                     | 4.8   |

## THIS WEEK'S SCHEDULE/RESULTS

### Thursday, January 18

Murray State at Belmont, 6 p.m., CT  
 Jacksonville State at Morehead State, 6 p.m., CT  
**Southeast Missouri at SIUE, 7 p.m., CT**  
 Tennessee Tech at Eastern Kentucky, 7 p.m., CT  
 UT Martin at Eastern Illinois, 7:30 p.m., CT  
 Austin Peay at Tennessee State, 7:30 p.m., CT

### Saturday, January 20

UT Martin at SIUE, 1 p.m., CT  
**Southeast Missouri at Eastern Illinois, 3:15 p.m., CT**  
 Tennessee Tech at Morehead State, 3:15 p.m., CT  
 Austin Peay at Belmont, 5 p.m., CT  
 Jacksonville State at Eastern Kentucky, 6 p.m., CT  
 Murray State at Tennessee State, 7:30 p.m., CT

# Southeast Missouri State REDHAWKS

## 2017-18 BASKETBALL NOTES / SIU EDWARDSVILLE • JAN. 18

### HONORS & AWARDS

#### Preseason All-OVC

Denzel Mahoney, So., G/F

#### Mayan Division Cancun Challenge

##### All-Tournament Team

Denzel Mahoney, So., G/F

Ledarrius Brewer, Fr., G

#### College Sports Madness OVC Player of the Week

Denzel Mahoney, So., G/F, Dec. 2

### 2017-18 OVC PRESEASON POLL

#### Team (First-Place Votes)

|                             |     |
|-----------------------------|-----|
| Belmont (18).....           | 235 |
| Jacksonville State (3)..... | 213 |
| Murray State (3) .....      | 212 |
| Eastern Kentucky.....       | 139 |
| Tennessee Tech.....         | 137 |
| Eastern Illinois.....       | 135 |
| Tennessee State.....        | 125 |
| UT Martin.....              | 114 |
| Morehead State.....         | 89  |
| Southeast Missouri.....     | 82  |
| Austin Peay.....            | 63  |
| SIUE.....                   | 40  |

### 2017-18 PRESEASON ALL-OVC TEAM

#### Name, Position, School

Matthew Butler, G, UT Martin

Malcolm Drumwright, G, Jacksonville State

Amanze Egekeze, F, Belmont

Norbertas Giga, F/C, Jacksonville State

Asante Gist, G, Eastern Kentucky

Aleksa Jugovic, G, Tennessee Tech

Austin Luke, G, Belmont

#### Denzel Mahoney, G/F, Southeast Missouri

Nick Mayo, F, Eastern Kentucky

Terrell Miller, F, Murray State

Jonathan Stark, G, Murray State

#### Preseason OVC Player of the Year

Jonathan Stark, G, Murray State

consecutive contests. He also moved to first on the team in rebounding with 5.2 per game.

#### Career First

Denzel Mahoney scored a game-high 22 points and grabbed 11 rebounds to lead Southeast in its first Ohio Valley Conference victory of the season over Tennessee State (Dec. 31). Mahoney shot 4-of-8 from the field and buried 12-of-13 free throws in 34 minutes. It was the Redhawks fourth double-double of the season and first of Mahoney's career.

#### Forty-Five for Mahoney

Denzel Mahoney scored double figures for the 45th time in his career when he finished with 25 points vs. Eastern Kentucky (Jan. 13). Mahoney is averaging 19.4 points per game this season and 21 in league play.

#### OVC Openers

With its loss to Belmont (Dec. 28), Southeast dropped to 10-17 all-time in Ohio Valley Conference openers. The Redhawks last opened league play with a win when they beat Eastern Kentucky, 81-48, at the Show Me Center on Dec. 31, 2016.

#### Sixteen and Counting

Denzel Mahoney has scored double figures in 16-straight games. It is the longest double-digit game scoring streak of Mahoney's career. He led the Redhawks in scoring 13 of his 19 starts this year.

#### Second in 3-Point Field Goal Percentage

Southeast is second in the Ohio Valley Conference in 3-point field goal percentage. The Redhawks are shooting 37.9 percent from beyond the arc through 19 games. Southeast's 168 made threes are second behind Belmont's 214. Ledarrius Brewer (45), Denzel Mahoney (33) and Daniel Simmons (26) have combined for 104 three-pointers made this season.

#### Attempted 3s

The Redhawks attempted a season-high 35 three-pointers against Tennessee State (Dec. 31). The 35 three-point field goal attempts are third-most in a game in the Ohio Valley Conference this season. Southeast last shot 35 three-pointers against Central Baptist (17-of-35) vs. Central Baptist on Nov. 11, 2013.

#### Redhawks End Non-Conference

Southeast wrapped up non-conference play with a 6-7 record, its best non-league record under head coach Rick Ray. The Redhawks improved their non-conference winning percentage from .230 (3-10) in 2015-16 to .352 (6-11) in 2016-17 and now .461 this season.

#### Second in the OVC

Sophomore guard/forward Denzel Mahoney ranks second in the Ohio Valley Conference in scoring with 19.4 points a game. Mahoney is also eighth in free throw percentage (.830), seventh in 3-point field goal percentage (.413), 15th in 3-point field goals made (1.7 per game) and 18th in minutes played (30.1 mpg). He has scored double figures a total of 45 times in his career. Mahoney ranks slightly behind Murray State's Jonathan Stark (19.5 ppg).

#### Mahoney Clears 700 Points

Denzel Mahoney surpassed 700 points in his career when he scored 23 to lead Southeast in a 89-71 loss at Kansas State (Dec. 16). Mahoney scored 20 of his points in the first half and shot 6-of-9 from the field and a perfect 9-of-9 at the free throw line for the game. He now has 861 points and a 16.6 points per game average in his two-year career.

#### Mr. Perfect

Denzel Mahoney, who leads Southeast and ranks eighth in the Ohio Valley Conference in free throw percentage (.830) shot a perfect 6-of-6 free throws at Austin Peay (Jan. 6). It marked the fourth time this season and seventh in his career where Mahoney went perfect at the free throw line with a minimum of five free throw attempts in a game.

#### Duffus Out

Guard Dondre Duffus missed the last three games due to a blood clot. Duffus played in just three games this season and eight in his two-year career.

#### Dalton Clears 100 Assists

With his four assists at Kansas State (Dec. 16), Jonathan Dalton went over 100 in his Southeast career. Dalton currently has 101 assists this season and 142 in his career. He is



# Southeast Missouri State REDHAWKS

2017-18 BASKETBALL NOTES / SIU EDWARDSVILLE • JAN. 18

presently third in the Ohio Valley Conference in assists and assist/turnover ratio.

## Homecourt

Southeast won 12 of its last 18 games at the Show Me Center. The Redhawks went 10-4 overall and 6-2 in Ohio Valley Conference play on their homecourt last season. It was Southeast's best home record since 2011-12 (10-4). The Redhawks are 18-18 at home under head coach Rick Ray.

## Simmons Streak

Daniel Simmons moved to second on the team in scoring following his strong effort at Kansas State (Dec. 16). Simmons scored 17 points and matched a career-high five 3-pointers made in 33 minutes off the bench. That game marked his seventh-straight scoring in double figures. He raised his scoring average from 10.6 to 11.1 points per game during that stretch.

## On the Road

Southeast is 3-7 outside of Cape Girardeau this season. The Redhawks won two in a row on the road beating North Carolina Central, 86-77, on Dec. 2 and Southern Illinois, 75-69, on Dec. 9. It marked the first time Southeast posted back-to-back true road victories since 2012-13 (83-67, at New Orleans; 61-58, at Southeastern Louisiana).

## Strong December

The Redhawks opened the month of December with a 3-0 record after beating both North Carolina Central (Dec. 2) and Southern Illinois (Dec. 9) on the road, and UMKC (Dec. 6) at home. Southeast scored 86 or more points twice in that span. It was the first time the Redhawks started December with a 3-0 record since 1998-99.

## Best Start

Southeast's 6-4 start in 2017-18 marked its best under third-year head coach Rick Ray. Prior to this season, The Redhawks went 0-10 (2015-16) and 4-6 (2016-17) through their first 10 games with Ray at the helm prior to this year.

## Bombs Away

The Redhawks made 10 or more 3-pointers in seven of their last 12 games. Southeast matched a season-high 12 threes when it hit 12-of-35 (.343) vs. Tennessee State (Dec. 31). Southeast also hit 12 threes vs. UMKC (Dec. 6) and at Southern Illinois (Dec. 9).

## Dalton Third in Assist/Turnover Ratio

Point guard Jonathan Dalton enters the weekend ranked second in the Ohio Valley Conference in assist/turnover ratio. Dalton has a team-high 101 assists to 39 turnovers for a 2.6 ratio through 19 games. He dished out five or more assists 12 times and went turnover free on four occasions this season. Dalton ranks third in the league with 5.3 assists per contest.

## Kowalski Misses Kansas State Game

Redshirt-freshman guard Ray Kowalski did not play at Kansas State (Dec. 16) due to a hamstring injury. Kowalski averaged 5.7 points per game and knocked down 11 three-pointers in 10 games prior to his injury. He returned to score 10 points off the bench against Bradley (Dec. 20).

## Vranes Steps Up

Southeast was without centers Justin Carpenter (concussion) and Mark Laros (mononucleosis) at Southern Illinois (Dec. 9). Forward Milos Vranes had a big game in their absence. Vranes shot 4-of-7 from the field, knocked down a pair of 3-pointers and went 4-of-6 at the free throw line against the Salukis. He finished with 14 points and six rebounds in 22 minutes.

## Kowalski Nabs Season-High

Ray Kowalski pitched in a season-high 16 points, including 12 from 3-point range in Southeast's win over UMKC (Dec. 6). Kowalski shot 5-of-7 from the field and 4-of-5 from downtown. His 16 points were more than he had in his previous four games combined (12).

## SHOW ME CENTER INFORMATION

### Photographers

Photographers working the floor level at the Show Me Center are required to shoot from behind the dash lines along the baselines and must sit on the floor in those areas. The Sports Information Director may identify other positions off the court where photographers may work, provided the view is not blocked for fans. At no time may photographers work directly from behind the official scorer's table and team benches, and in front of any courtside signage. No tripods may be placed on or beside the court.

### Postgame Procedure

All interview requests for Southeast student-athletes must be made to a member of the Southeast Missouri sports information staff prior to the end of each game. Student-athletes will be escorted to postgame press conferences in the front meeting rooms of the Show Me Center. Media representatives are not allowed in the dressing room area. Redhawks head coach Rick Ray will address the media during press conferences after every game and the opposing head coach will be invited upon request. Ray will join press conferences immediately after his postgame radio obligation with the Redhawks Radio Network.

### Credentials

Credentials are required for entrance to the Show Me Center. To request season or singlegame credentials, please contact Southeast Missouri Sports Information Director Jeff Honza by phone (573) 651-2933 or email [jhonza@semo.edu/redhawk1@me.com](mailto:jhonza@semo.edu/redhawk1@me.com). Credentials can be picked up at the NCAA pass gate located inside the main entrance of the Show Me Center.

### Press Row

Media will be issued assigned seats course on the north side of the Show Me Center. Press row is reserved for working media only. Professional decorum is expected at all times. Cheering or outward expression is strictly prohibited.

### Gameday Information

Game notes, rosters, statistics and other information is available on press row and in the media workroom at the Show Me Center on gamedays. Weekly releases will be published online at [GoSoutheast.com](http://GoSoutheast.com).

### Phone Lines

One phone line will be provided to the visiting team's official radio station courtesy of the Redhawks Radio Network. If additional phone lines are needed, they must be secured by calling (573) 651-2275 at least one week in advance.

### Wireless Internet

The Show Me Center is equipped with wireless internet. Please see a member of the Southeast Missouri sports information staff for login information.

# Southeast Missouri State REDHAWKS

## 2017-18 BASKETBALL NOTES / SIU EDWARDSVILLE • JAN. 18

### Over 80

Southeast scored more than 80 points for the seventh time this season when it fell to Eastern Kentucky, 91-86, on Jan. 13. The Redhawks 24-point victory (83-59) over Hannibal-La-Grange (Nov. 28) is presently their largest of the year. That stands as Southeast's biggest margin of victory in a non-conference game since the Redhawks beat Central Arkansas, 87-63, on Dec. 1, 2016.

### Duffus Returns

Guard Dondre Duffus saw his first action of the season when he scored six points in 10 minutes off the bench vs. UMKC (Dec. 6). Duffus missed Southeast's last 28 games of 2016-17 due to a groin injury and was sidelined the first eight game of this season after undergoing a medical procedure. He played for the first time since Nov. 22, 2016. Duffus dropped in a season-high eight points and had three steals in 17 minutes at Southern Illinois (Dec. 9).

### Nice Road Win

The Redhawks never trailed in their 86-77 victory over North Carolina Central (Dec. 2). Southeast shot 56.4 percent (31-of-55) from the field, 62.5 percent (10-of-16) from 3-point range and had five players reach double figures in the scoring column. It was Southeast's first true road win of the season.

### New Season-High

Freshman Justin Carpenter established a new season-high with 20 points against North Carolina Central (Dec. 2). Carpenter did not miss a field goal (8-of-8) or free throw (3-of-3) and dished out three assists in that game. He ranks 14th in the Ohio Valley Conference in field goal percentage (.513).

### Mileage Counter

The Redhawks travelled a total of 9,270 miles between air and ground transportation this season. Southeast made stops to St. Louis, Missouri, Dallas, Texas, Monroe, Louisiana, Ruston, Louisiana, Evansville, Indiana, Cancun, Mexico, New Orleans, Louisiana, Newark, New Jersey, Raleigh, North Carolina, Durham, North Carolina, Washington, DC and Manhattan, Kansas during its travel stretch.

### Non-Division I

The Redhawks picked up their 27th-straight against non-Division I teams when they beat Hannibal-LaGrange, 83-59, on Nov. 28. Southeast hasn't lost to a non-Division I program since 2001-02 (62-52, vs. Birmingham Southern on Nov. 16). The Redhawks won both of their matchups against non-Division I foes this year.

### Carpenter and Vranes Make First Career Starts

Freshman Justin Carpenter and senior Milos Vranes made their first career starts against North Carolina Central (Nov. 26). Carpenter turned in a double-double 14 points and 11 rebounds, the first of his career and Southeast's second this season. Vranes scored three points and added seven rebounds in 19 minutes. Carpenter leads the Redhawks in rebounding (5.1 rpg) and is fourth in scoring (9.7 ppg).

### Lineup Combinations

Southeast has used six different starting lineups in 19 games this season. Most recently, Ledarrius Brewer, Mark Laros, Donnie Lewis, Denzel Mahoney and Jonathan Dalton started vs. Eastern Kentucky (Jan. 13).

### Cancun Challenge Recap

The Redhawks went 1-3 in this year's Cancun Challenge. Southeast dropped a 96-95 overtime decision at Louisiana Tech (Nov. 13) and fell to Evansville (Nov. 16), 66-50, on the road stateside. The Redhawks advanced to the Mayan Division title game with a 74-59 win over Cal State Northridge (Nov. 21) and rounded out the event with a 88-82 loss to Montana State (Nov. 22) in Cancun, Mexico.

### Mahoney and Brewer Earn All-Tournament Honors

Sophomore Denzel Mahoney and freshman Ledarrius Brewer were named to the Mayan Division Cancun Challenge All-Tournament Team. Mahoney averaged 18.3 points, six rebounds and shot 56.3 percent (27-of-48) from the field in four games. He also scored 18 or more points three times in the tournament, including a season-high 27 against Montana

State (Nov. 22). Brewer followed with 14.3 points per game and made a team-high 11 three-pointers during the four-game stretch.

### Season-Best Shooting

Southeast shot a season-high 56.9 percent from the field in its 88-82 loss to Montana State (Nov. 22). The Redhawks made 29-of-51 shots and scored 20 of their points at the free throw line.

### Tournament Play

Southeast picked up its first win in tournament play under head coach Rick Ray when it beat Cal State Northridge, 74-59, at the Cancun Challenge on Nov. 21. The Redhawks finished the Cancun Challenge with a 1-3 mark.

### OVC Rankings

The Redhawks rank among the top five in the Ohio Valley Conference in scoring offense (4th, 75.3 ppg), free throw percentage (5th, .738), 3-point field goal percentage (2nd, .379), assists (5th, 13.9), assist/turnover ratio (4th, 1.1) and 3-point field goals made (2nd, 8.8 per game). Individually, Denzel Mahoney rates second in the league in scoring (19.4 ppg), Daniel Simmons is fourth in 3-point field goal percentage (.433) and Jonathan Dalton is third in assists (5.3 apg) and assist/turnover ratio (2.6).

### Down to the Wire

Southeast took a strong Louisiana Tech team to the wire in a 96-95 overtime loss on Nov. 13. Freshman Justin Carpenter made two free throws with 30 seconds left and the Redhawks got a big stop to force the game to overtime. Louisiana Tech went on a 7-0 run, did not miss a field goal (5-of-5) and made 7-of-10 free throws to escape in the extra period. Both teams went back-and-forth to 13 ties and 10 lead changes and scored a combined 86 points in the paint. Eight different players scored double figures between the two teams, including four with 20 or more. The 95 points were Southeast's most in a game against a Division I opponent under head coach Rick Ray.

# Southeast Missouri State REDHAWKS

2017-18 BASKETBALL NOTES / SIU EDWARDSVILLE • JAN. 18

## Season-Opening Win

The Redhawks opened the 2017-18 season with an 81-69 victory over NAIA member Missouri Baptist on Nov. 10. Southeast tipped off a season on its homecourt for the first time in 12 years. The Redhawks improved to 10-17 all-time in season-opening games since moving to the NCAA Division I ranks in 1991-92.

## Season-Opener Skid is Over

Southeast ended an 11-game losing streak in season-opening games when it beat Missouri Baptist, 81-69, on Nov. 10. It was the Redhawks 26th consecutive win against non-Division I opponents. Southeast's last win in a season-opener was a 59-56 victory over Truman State on Nov. 18, 2005.

## Redhawk Debuts

A total of six players made their NCAA Division I debuts at Southeast against Missouri Baptist (Nov. 10). Mark Laros, Ray Kowalski, Isaiah Gable, Donnie Lewis, Justin Carpenter and Ledarrius Brewer all participated. Laros narrowly missed a double-double with nine points and nine rebounds in his first career start, while Brewer came off the bench to score 14 points in 26 minutes.

## Double-Digit Scorers

Southeast put four or more players in double figures nine times this season. Most recently, Denzel Mahoney scored 25 points, Daniel Simmons followed with 22, and Jonathan Dalton and Ledarrius Brewer each added 13 against Eastern Kentucky (Jan. 13).

## Free Throws the Difference

Southeast made 19-of-21 free throws to key its victory over Missouri Baptist (Nov. 10). Denzel Mahoney opened the season going a perfect 11-of-11 at the charity stripe. The Redhawks have made 19 or more free throws in three of their last five games dating back to last season. Southeast shot 79.3 percent (77-of-97) during that stretch.

## Year Three

Rick Ray is in his third season as Southeast's head coach. Ray led the Redhawks to a +10 increase in the win column

and Southeast was the 22nd Most Improved Team in NCAA Division I Basketball a year ago. The Redhawks finished at 15-18 overall and second in the Ohio Valley Conference West Division with a 9-7 mark after going 5-24 and placing last in the OVC in 2015-16. Ray received a two-year contract extension that runs through the 2020-21 season.

## Roster Talk

Southeast's 2017-18 roster consists of 13 players, including two seniors, four juniors, two sophomores and five freshmen. The Redhawks return only one starter in guard/forward Denzel Mahoney. Daniel Simmons, Milos Vranes, Jonathan Dalton, Dondre Duffus and Donnie Lewis are the rest of the returnees. Simmons and Vranes are Southeast's seniors.

## Mahoney Named Preseason All-OVC

Sophomore Denzel Mahoney earned Sophomore Preseason All-Ohio Valley Conference honors, the league announced during its media day on Oct. 24. A Second-Team All-OVC selection, All-Newcomer pick and the 2016-17 OVC Freshman of the Year, Mahoney had a mammoth rookie season. He finished second on the team in scoring with 14.9 points per game and was the Redhawks leading scorer in conference play (16.6 ppg) in 33 starts. He led Southeast with 57 three-pointers made, dished out 40 assists, collected 23 steals and gathered four blocks. Mahoney scored double figures in 27 of his starts, including his final 11 of the 2016-17 campaign. He ranked 10th in the OVC in free throw percentage (.815) and 12th in scoring. Mahoney was also named OVC Freshman of the Week a league-high five times.

## Active Streak

Denzel Mahoney has started 52-consecutive games. Mahoney scored in 51 contests during his college career. He opened the season with 21 points against Missouri Baptist (Nov. 10) and 25 at Louisiana Tech (Nov. 13), and scored a career-high 27 vs. Hannibal-LaGrange (Nov. 28).

## Massive Improvement

In 2016-17, Southeast showed dramatic improvement from the previous season. The Redhawks ranked among the top-five in the Ohio Valley Conference in several categories, including steals (1st, 7.7), assist/turnover ratio (5th, 1.1) and 3-point field goals made (5th, 8.0). SEMO made its biggest jump from the 2015-16 season to this past season in turnover margin (8th to 1st), 3-point field goal percentage (last to 2nd) and free throw percentage (last to 2nd). Nationally, Southeast went from 331st to 49th in free throw percentage and 336th to 59th in total 3-point field goals made.

## Redhawks Picked 10th in OVC

### Preseason Poll

Southeast was picked 10th in this year's Ohio Valley Conference Preseason Poll. The Redhawks accumulated 82 points in the overall voting by OVC Head Basketball Coaches and Sports Information Directors. Belmont picked up 18 first-place votes as this year's preseason favorite. Jacksonville State, which represented the OVC in the NCAA Tournament, was picked second with 213 points. Murray State (212 pts.), Eastern Kentucky (139 pts.), Tennessee Tech (137 pts.), Eastern Illinois (135 pts.), Tennessee State (125 pts.), UT Martin (114 pts.) and Morehead State (89 pts.) were also ahead of Southeast. Austin Peay (63 pts.) and SIU Edwardsville (40 pts.) rounded out the predicted order of finish.

## Season 111

This year marks the 111th season of Southeast Basketball. The Redhawks are 1,250-1,139 all-time in program history. Southeast is in its 27th season at the NCAA Division I level, where it is 320-454 overall and 177-263 in the Ohio Valley Conference.

## No Postseason

On May 10, 2017, the NCAA released the public APR data, postseason ineligibility and penalty reports. Southeast Missouri men's basketball received the following penalties: Postseason ineligibility in 2017-18 and Practice time restricted to 16 hours and five days per week in-season.

# Southeast Missouri State **REDHAWKS**

## HEAD COACH RICK RAY



### **Rick Ray begins his third season at Southeast Missouri in 2017-18.**

Rick Ray enters his third year as Southeast Missouri's head coach.

In his second season a year ago, Ray led Southeast to a +10 increase in the win column as the Redhawks were the 22nd Most Improved Team in NCAA Division I Basketball. The Redhawks finished at 15-18 overall and second in the Ohio Valley Conference West Division with a 9-7 mark after going 5-24 and placing last in the OVC in 2015-16.

Southeast made its 15th all-time OVC Tournament appearance with Ray winning the first game he coached at the event when the Redhawks erased a 14-point deficit to beat Tennessee State in overtime.

Statistically, Southeast showed dramatic improvement from the previous season. The Redhawks ranked among the top-five in the OVC in several

## **RICK RAY**

Head Coach • Third Year • Grand View College, 1994

categories, including steals (1st, 7.7), assist/turnover ratio (5th, 1.1) and 3-point field goals made (5th, 8.0). Southeast made its biggest jump from the 2015-16 season to this past season in turnover margin (8th to 1st), 3-point field goal percentage (last to 2nd) and free throw percentage (last to 2nd). Nationally, Southeast went from 331st to 49th in free throw percentage and 336th to 59th in total 3-point field goals made, while making significant improvement in many other areas during the 2016-17 campaign.

Additionally, Ray coached a pair of All-OVC selections in guards Antonius Cleveland and Denzel Mahoney. Cleveland earned first-team honors, became the first Southeast player to make the national College Slam Dunk Championship and agreed to a deal with the Golden State Warriors. Mahoney was the league's Freshman of the Year, a second-team pick, All-Newcomer selection and OVC All-Tournament Team honoree. It was the first time the Redhawks had multiple All-OVC selections since 2013-14 (Tyler Stone, Jarekious Bradley).

Following the 2016-17 campaign, Ray received a two-year contract extension that runs through the 2020-21 season.

Ray was introduced as the 20th head coach in Southeast Missouri men's basketball history on April 13, 2015.

Ray, who agreed to a four-year contract that will run through 2019, is the first African-American head coach

in the 109-year history of the program.

A tireless worker, Ray is structuring his program to achieve success both on the court and in the classroom.

In his first summer on the job, Ray challenged his players to excel academically and they did so by accumulating a 3.38 grade point average, the program's highest in a summer term.

Twelve of the 15 players enrolled in summer classes posted a 3.0 or higher GPA. To take it even further, Ray convinced other players to remain on campus and finish what they started. As a result, seven players graduated. Nino Johnson, Jarekious Bradley, Darrian Gray and J.J. Thompson, along with former players Corey Wilford, Waylon Jones and Dainmon Gonner all earned their bachelor degrees.

The next summer, the Redhawks recorded a 3.33 GPA with six players achieving a 4.0 and 11 notching a 3.0 or higher GPA.

Ray's 2015-16 team was the first to play in a newly-renovated Show Me Center, which has served as home to Redhawk Basketball since 1987.

One of the best basketball arenas in the Ohio Valley Conference, the Show Me Center received a new state-of-the-art center-hung video board, brand new telescopic seating, a new exterior roof and additional improvements to lighting and sound systems. All renovations were completed for the 2015-16

campaign.

Prior to Southeast, Ray spent three seasons as head coach at Mississippi State. He led the Bulldogs to a 2-2 mark in the SEC Tournament, including an upset win against Vanderbilt in 2013-14. Ray helped the development of two All-SEC freshmen in Craig Sword and Gavin Ware, as his recruiting classes received national attention. In addition, Ray had a 100 percent graduation rate during his tenure at MSU.

Certainly no stranger to NCAA postseason play, Ray has been an assistant at three different institutions that enjoyed success at the highest level.

Before arriving in Starkville, Mississippi, Ray spent two seasons at Clemson, where he was associate head coach to Brad Brownell. Ray also spent four successful years on the staff of Matt Painter at Purdue. He began his Division I coaching career at Indiana State, serving seven seasons.

All three programs participated in the NCAA Tournament. While at Clemson coaching in the highly-competitive Atlantic Coast Conference, the Tigers won 38 games during Ray's two-year stint as associate head coach. In 2010-11, the Tigers finished the year with a 22-12 overall record and 9-7 mark in the ACC en route to making the NCAA Tournament for the fourth-straight season. Clemson advanced to the second round of the tournament that year.

Ray was an assistant coach from 2006-10 under Painter at Purdue, where the Boilermakers won 103 games during his first four years on staff, including 15



# Southeast Missouri State REDHAWKS

## HEAD COACH RICK RAY

victories over Top 25 competition. During his tenure, Purdue advanced to the NCAA Tournament each season and made the Sweet 16 his last two years there.

In 2009, the Boilermakers won the Big Ten Tournament and secured a No. 5 seed in the NCAA Tournament. A year later, Ray helped the Boilermakers to 29 wins, tied for the most in Purdue history for a single season. Purdue earned a No. 4 seed and lost in the round of 16 to eventual NCAA champion Duke during the 2010 NCAA Tournament.

Ray was part of the 2006-07 Purdue staff that signed arguably the top class in school history, a group that was rated No. 5 nationally by Scout.com and No. 6 by Rivals.com. That class included All-Americans Robbie Hummel and JaJuan Johnson and current NBA player E'Twaun Moore.

While at Purdue, Ray was on Painter's staff that also included Cuonzo Martin, who recently completed his second season at Cal, and Paul Lusk, who is head coach at Missouri State.

Ray coached at Missouri Valley Conference member Indiana State for a period of seven years (1997-2004), helping ISU to consecutive 20-win seasons and NCAA Tournament appearances in 1999-2000 and 2000-01. In 1999-2000, the Sycamores compiled a 14-4 record in the MVC and won the regular season title. ISU then won the MVC Tournament the following season. The Sycamores later upset No. 4 seed Oklahoma in the first round of the 2001 NCAA Tournament. In addition, Ray was part of the

ISU staff that defeated perennial power Indiana in back-to-back seasons.

Following his time at ISU, Ray spent two seasons (2004-06) as an assistant coach and recruiting coordinator at Northern Illinois. In 2005-06, the Huskies were regular season Western Division champions in the Mid-American Conference for the first time in school history with a 17-11 overall record and 12-6 ledger in the MAC.

Ray began his coaching career as a graduate assistant

at the University of Nebraska-Omaha, a Division II program. He helped orchestrate a seven-win turnaround during his second season in 1996-97.

A standout player for Grand View College (Iowa), Ray was an All-American Scholar-Athlete and honorable mention all-conference performer in 1993.

He earned his undergraduate degree in applied mathematics and secondary education from Grand View in 1994. Ray received his master's degree in athletic administration from

Nebraska-Omaha in 1997.

Those type of heralded credentials helped Ray make the transition to head coach.

In 2013, he was the recipient of Grand View's Distinguished Alumni Award.

Born in Gardena, California, Ray moved to Kansas City, Kansas with his family when he was six years old.

Ray and his wife, Breyana, have two sons, Deacon and Mason, and a daughter, Katriece.

## Ray's 2016-17 team showed dramatic improvement and the Redhawks will look to build on that success in his third year at the helm.

### YEAR-BY-YEAR RECORDS

| Year      | School             | Assignment           | Record | Conference | Postseason                   |
|-----------|--------------------|----------------------|--------|------------|------------------------------|
| 1995-96   | Nebraska-Omaha     | Graduate Assistant   | -      | -          | -                            |
| 1996-97   | Nebraska-Omaha     | Graduate Assistant   | -      | -          | -                            |
| 1997-98   | Indiana State      | Assistant Coach      | 16-11  | 10-8       | -                            |
| 1998-99   | Indiana State      | Assistant Coach      | 15-12  | 10-8       | -                            |
| 1999-2000 | Indiana State      | Assistant Coach      | 22-10  | 14-4       | NCAA Tournament First Round  |
| 2000-01   | Indiana State      | Assistant Coach      | 22-12  | 10-8       | NCAA Tournament Second Round |
| 2001-02   | Indiana State      | Assistant Coach      | 6-22   | 4-14       | -                            |
| 2002-03   | Indiana State      | Assistant Coach      | 7-24   | 2-16       | -                            |
| 2003-04   | Indiana State      | Assistant Coach      | 9-19   | 5-13       | -                            |
| 2004-05   | Northern Illinois  | Assistant Coach      | 11-17  | 7-11       | -                            |
| 2005-06   | Northern Illinois  | Assistant Coach      | 17-11  | 12-6       | -                            |
| 2006-07   | Purdue             | Assistant Coach      | 22-12  | 9-7        | NCAA Tournament Second Round |
| 2007-08   | Purdue             | Assistant Coach      | 25-9   | 15-3       | NCAA Tournament Second Round |
| 2008-09   | Purdue             | Assistant Coach      | 27-10  | 11-7       | NCAA Tournament Sweet 16     |
| 2009-10   | Purdue             | Assistant Coach      | 29-6   | 14-4       | NCAA Tournament Sweet 16     |
| 2010-11   | Clemson            | Associate Head Coach | 22-12  | 9-7        | NCAA Tournament Second Round |
| 2011-12   | Clemson            | Associate Head Coach | 16-15  | 8-8        | -                            |
| 2012-13   | Mississippi State  | Head Coach           | 10-22  | 4-14       | -                            |
| 2013-14   | Mississippi State  | Head Coach           | 14-19  | 3-15       | -                            |
| 2014-15   | Mississippi State  | Head Coach           | 13-19  | 6-12       | -                            |
| 2015-16   | Southeast Missouri | Head Coach           | 5-24   | 2-14       | -                            |
| 2016-17   | Southeast Missouri | Head Coach           | 15-18  | 9-7        | OVC Tournament Quarterfinals |
| 2017-18   | Southeast Missouri | Head Coach           | 8-11   | 2-4        | -                            |

### Career Record: 65-113 (6 years)

Record at Southeast Missouri: 28-53, 13-25 OVC (3 years)

Record at Mississippi State: 37-60, 13-41 SEC (3 years)

Record as a college assistant/associate head coach: 266-202

# Southeast Missouri State **REDHAWKS**

## **MEDIA INFORMATION**

### **Redhawks Radio Network**

All Redhawk basketball games will be broadcast live on the radio at ESPN 92.9 FM and Real Rock 99.3 FM, and online at GoSoutheast.com. Erik Sean is in his 18th year as the “Voice of the Redhawks.” Sean is the Director of Sports Operations for Mississippi River Radio's eight radio stations in Cape Girardeau. He is an 11-time winner of the Missouri Broadcasters Association's Play-by-Play Award and three-time winner of the MBA's Sports Award. Sean will be assisted by Jess Bolen throughout the season.

### **Radio Network Affiliates**

#### **ESPN 92.9 FM (KLSC)**

Cape Girardeau, Mo.  
(Flagship)

#### **Real Rock 99.3 FM (KCGQ)**

Cape Girardeau, Mo.

#### **ESPN 1220 AM (KGIR)**

Cape Girardeau, Mo.

#### **ESPN 1470 (KMAL)**

Malden, Mo.

### **Practices**

All Southeast Missouri men's basketball practices are closed. Requested media interviews during the week should be made to Jeff Honza. Media interviews will be conducted before practice.

### **Credentials**

Credentials are required for entrance to the Show Me Center. To request season or single-game credentials, please contact Southeast Missouri Sports Information Director Jeff Honza by phone (573) 651-2933 or email [jhonza@semo.edu/redhawk1@me.com](mailto:jhonza@semo.edu/redhawk1@me.com). Credentials can be picked up at the NCAA pass gate located inside the main entrance of the Show Me Center.

### **Radio Show**

Southeast Missouri's basketball radio show returns to Wings Etc. this season. This year's radio shows will be on Mondays each week, beginning Nov. 27. A total of 12 shows are on this year's schedule, including eight in Cape Girardeau (3047 William Street) and four in Jackson (2003 East Jackson Blvd.). Erik Sean will host the radio show which airs live on ESPN 92.9 FM and ESPN 1220 AM each week. Fans can also watch every radio show live online at [SEMOESPN.com](http://SEMOESPN.com).

### **Radio Show Schedule**

Nov. 27 - Wings Etc. (Cape Girardeau)

Dec. 4 - Wings Etc. (Cape Girardeau)

Dec. 11 - Wings Etc. (Jackson)

Dec. 18 - Wings Etc. (Cape Girardeau)

Jan. 8 - Wings Etc. (Cape Girardeau)

Jan. 15 - Wings Etc. (Cape Girardeau)

Jan. 22 - Wings Etc. (Cape Girardeau)

Jan. 29 - Wings Etc. (Jackson)

Feb. 5 - Wings Etc. (Cape Girardeau)

Feb. 12 - Wings Etc. (Cape Girardeau)

Feb. 19 - Wings Etc. (Jackson)

### **Redhawks Basketball with Coach Ray**


“Redhawks Basketball with Coach Ray” will be televised Monday nights at 11:05 p.m., CT, on the Heartland CW (WQWQ-TV) and Charter Cable Channel 12. It also airs on Cable Channel 11 and simulcast on digital channel 89 on Tuesdays, Wednesdays and Thursdays at the following times: 8:30 a.m., 8 p.m. and midnight. The show begins Nov. 27 and is hosted by KFVS Sports Director Todd Richards.

### **OVC Digital Network**


The 2017-18 season is the sixth year for the OVC Digital Network which provides live games free on any device. Fans can watch Southeast Missouri's home and away OVC matchups free of charge online at [OVCDigitalNetwork.com](http://OVCDigitalNetwork.com).

# Southeast Missouri State REDHAWKS


2017-18 REDHAWKS




**DONDRE DUFFUS**  
G / 6-3 / 183 / Jr.  
Palm Beach, Fla.



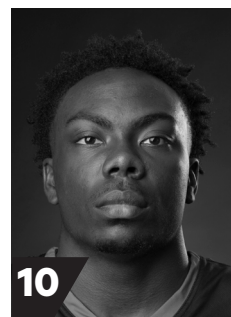
**RAY KOWALSKI**  
G / 6-3 / 195 / R-Fr.  
Concord, N.C.




**MILOS VRANES**  
F / 6-7 / 200 / Sr.  
Belgrade, Serbia



**JONATHAN DALTON**  
G / 5-10 / 155 / Jr.  
New Orleans, La.




**KHALIL CUFFEE**  
G / 6-4 / 210 / Fr.  
Fairburn, Ga.




**ISAIAH GABLE**  
F / 6-7 / 195 / Fr.  
Greenville, Ohio




**DONNIE LEWIS**  
G / 6-1 / 170 / Jr.  
Lexington, Ky.




**JUSTIN CARPENTER**  
F / 6-9 / 230 / Fr.  
Mt. Carmel, Ill.




**SKYLER HOGAN**  
G / 6-3 / 180 / So.  
Melbourne, Fla.




**DANIEL SIMMONS**  
G / 6-2 / 196 / Sr.  
Biggersville, Miss.



**LEDARRUS BREWER**  
G / 6-5 / 200 / Fr.  
Meridian, Miss.




**DENZEL MAHONEY**  
G/F / 6-4 / 213 / So.  
Oviedo, Fla.




**MARK LAROS**  
C / 6-10 / 223 / Jr.  
Hengelo, Netherlands



**RICK RAY**  
Head Coach  
Third Year




**ADAM GORDON**  
Assistant Coach  
Third Year




**NICK LAGROONE**  
Assistant Coach  
Third Year



**CHRIS MOORE**  
Assistant Coach  
Third Year



**JONATHAN ORTIZ**  
Graduate Manager  
First Year



**TOM BERRYMAN**  
Director of Operations  
Second Year

# Southeast Missouri State REDHAWKS

## 2017-18 STATISTICS



### 2017-18 Southeast Missouri Basketball Southeast Missouri Combined Team Statistics (as of Jan 13, 2018) All games



| RECORD:        | OVERALL | HOME | AWAY | NEUTRAL |
|----------------|---------|------|------|---------|
| ALL GAMES      | 8-11    | 5-4  | 2-6  | 1-1     |
| CONFERENCE     | 2-4     | 2-2  | 0-2  | 0-0     |
| NON-CONFERENCE | 6-7     | 3-2  | 2-4  | 1-1     |

| ##             | Player            | gp-gs | min  | avg  | Total    |      | 3-Point |      | F-Throw |       | Rebounds |     |     |      | pf  | dq | a   | to  | blk | stl | pts  | avg  |
|----------------|-------------------|-------|------|------|----------|------|---------|------|---------|-------|----------|-----|-----|------|-----|----|-----|-----|-----|-----|------|------|
|                |                   |       |      |      | fg-fga   | fg%  | 3fg-fga | 3fg% | ft-fa   | ft%   | off      | def | tot | avg  |     |    |     |     |     |     |      |      |
| 34             | MAHONEY, Denzel   | 19-19 | 571  | 30.1 | 109-223  | .489 | 33-80   | .413 | 117-141 | .830  | 26       | 71  | 97  | 5.1  | 53  | 1  | 22  | 31  | 5   | 14  | 368  | 19.4 |
| 25             | BREWER, Ledarius  | 19-15 | 532  | 28.0 | 88-215   | .409 | 45-118  | .381 | 32-46   | .696  | 7        | 55  | 62  | 3.3  | 44  | 2  | 27  | 29  | 9   | 19  | 253  | 13.3 |
| 23             | SIMMONS, Daniel   | 19-7  | 444  | 23.4 | 77-171   | .450 | 26-60   | .433 | 42-60   | .700  | 8        | 49  | 57  | 3.0  | 38  | 2  | 38  | 31  | 1   | 17  | 222  | 11.7 |
| 20             | CARPENTER, Justin | 18-11 | 377  | 20.9 | 58-113   | .513 | 5-18    | .278 | 28-39   | .718  | 34       | 55  | 89  | 4.9  | 46  | 0  | 15  | 24  | 9   | 9   | 149  | 8.3  |
| 04             | VRANES, Milos     | 18-11 | 365  | 20.3 | 44-96    | .458 | 21-55   | .382 | 11-22   | .500  | 21       | 69  | 90  | 5.0  | 39  | 1  | 13  | 25  | 4   | 6   | 120  | 6.7  |
| 01             | DUFFUS, Dondre    | 3-0   | 43   | 14.3 | 5-10     | .500 | 2-3     | .667 | 5-6     | .833  | 0        | 5   | 5   | 1.7  | 9   | 0  | 3   | 6   | 0   | 3   | 17   | 5.7  |
| 42             | LAROS, Mark       | 15-7  | 240  | 16.0 | 33-54    | .611 | 0-3     | .000 | 7-12    | .583  | 30       | 33  | 63  | 4.2  | 15  | 0  | 3   | 16  | 8   | 5   | 73   | 4.9  |
| 05             | DALTON, Jonathan  | 19-18 | 598  | 31.5 | 29-60    | .483 | 8-24    | .333 | 24-35   | .686  | 14       | 27  | 41  | 2.2  | 34  | 1  | 101 | 39  | 0   | 21  | 90   | 4.7  |
| 03             | KOWALSKI, Ray     | 16-5  | 267  | 16.7 | 25-76    | .329 | 14-44   | .318 | 8-8     | 1.000 | 4        | 18  | 22  | 1.4  | 15  | 0  | 12  | 13  | 0   | 5   | 72   | 4.5  |
| 13             | GABLE, Isaiah     | 13-0  | 172  | 13.2 | 19-49    | .388 | 13-34   | .382 | 7-11    | .636  | 1        | 20  | 21  | 1.6  | 16  | 0  | 5   | 6   | 0   | 0   | 58   | 4.5  |
| 15             | LEWIS, Donnie     | 19-2  | 216  | 11.4 | 2-5      | .400 | 1-4     | .250 | 3-5     | .600  | 5        | 7   | 12  | 0.6  | 29  | 0  | 25  | 9   | 0   | 7   | 8    | 0.4  |
| Team           |                   |       |      |      |          |      |         |      |         |       | 26       | 36  | 62  |      | 1   |    | 3   |     |     |     |      |      |
| Total.....     |                   | 19    | 3825 |      | 489-1072 | .456 | 168-443 | .379 | 284-385 | .738  | 176      | 445 | 621 | 32.7 | 339 | 7  | 264 | 232 | 36  | 106 | 1430 | 75.3 |
| Opponents..... |                   | 19    | 3825 |      | 525-1094 | .480 | 160-422 | .379 | 269-375 | .717  | 183      | 464 | 647 | 34.1 | 349 | -  | 266 | 226 | 70  | 91  | 1479 | 77.8 |

| TEAM STATISTICS        | SEMO     | OPP      |
|------------------------|----------|----------|
| SCORING                | 1430     | 1479     |
| Points per game        | 75.3     | 77.8     |
| Scoring margin         | -2.6     | -        |
| FIELD GOALS-ATT        | 489-1072 | 525-1094 |
| Field goal pct         | .456     | .480     |
| 3 POINT FG-ATT         | 168-443  | 160-422  |
| 3-point FG pct         | .379     | .379     |
| 3-pt FG made per game  | 8.8      | 8.4      |
| FREE THROWS-ATT        | 284-385  | 269-375  |
| Free throw pct         | .738     | .717     |
| F-Throws made per game | 14.9     | 14.2     |
| REBOUNDS               | 621      | 647      |
| Rebounds per game      | 32.7     | 34.1     |
| Rebounding margin      | -1.4     | -        |
| ASSISTS                | 264      | 266      |
| Assists per game       | 13.9     | 14.0     |
| TURNOVERS              | 232      | 226      |
| Turnovers per game     | 12.2     | 11.9     |
| Turnover margin        | -0.3     | -        |
| Assist/turnover ratio  | 1.1      | 1.2      |
| STEALS                 | 106      | 91       |
| Steals per game        | 5.6      | 4.8      |
| BLOCKS                 | 36       | 70       |
| Blocks per game        | 1.9      | 3.7      |
| ATTENDANCE             | 9033     | 30936    |
| Home games-Avg/Game    | 9-1004   | 8-3867   |
| Neutral site-Avg/Game  | -        | 2-0      |

| Date        | Opponent             |     | Score | Att. |
|-------------|----------------------|-----|-------|------|
| 11-10-17    | MISSOURI BAPTIST     | W   | 81-69 | 1239 |
| \$ 11-13-17 | at Louisiana Tech    | Lot | 95-96 | 2456 |
| \$ 11-16-17 | at Evansville        | L   | 50-66 | 3151 |
| \$ 11-21-17 | vs CSUN              | W   | 74-59 | 0    |
| \$ 11-22-17 | vs MONTANA STATE     | L   | 82-88 | 0    |
| 11-26-17    | N.C. CENTRAL         | L   | 70-77 | 645  |
| 11-28-17    | HANNIBAL-LAGRANGE    | W   | 83-59 | 815  |
| 12-02-17    | at N.C. Central      | W   | 86-77 | 873  |
| 12-06-17    | UMKC                 | W   | 91-87 | 1586 |
| 12-09-17    | at Southern Illinois | W   | 75-69 | 4493 |
| 12-16-17    | at Kansas State      | L   | 71-89 | 7389 |
| 12-20-17    | BRADLEY              | L   | 67-75 | 702  |
| 12-22-17    | at Saint Louis       | L   | 48-78 | 8021 |
| * 12-28-17  | BELMONT              | L   | 72-94 | 1310 |
| * 12-31-17  | TENNESSEE STATE      | W   | 77-65 | 615  |
| * 01-04-18  | at Murray St.        | L   | 73-89 | 2728 |
| * 01-06-18  | at Austin Peay       | L   | 71-76 | 1825 |
| * 01-11-18  | MOREHEAD STATE       | W   | 78-75 | 915  |
| * 01-13-18  | EASTERN KENTUCKY     | L   | 86-91 | 1206 |

\* = Conference game  
\$ = Cancun Challenge

| Score by Periods   | 1st | 2nd | OT | Totals |
|--------------------|-----|-----|----|--------|
| Southeast Missouri | 650 | 764 | 16 | 1430   |
| Opponents          | 698 | 764 | 17 | 1479   |



# Southeast Missouri State REDHAWKS

## 2017-18 OVC STATISTICS



### 2017-18 Southeast Missouri Basketball Southeast Missouri Combined Team Statistics (as of Jan 13, 2018) Conference games only



| RECORD:        | OVERALL | HOME | AWAY | NEUTRAL |
|----------------|---------|------|------|---------|
| ALL GAMES      | 2-4     | 2-2  | 0-2  | 0-0     |
| CONFERENCE     | 2-4     | 2-2  | 0-2  | 0-0     |
| NON-CONFERENCE | 0-0     | 0-0  | 0-0  | 0-0     |

| ##             | Player            | gp-gs | min  | avg  | Total   |      | 3-Point |      | F-Throw |      | Rebounds |     |     |      |     |    |    |    |     |     |     |      | pts | avg |
|----------------|-------------------|-------|------|------|---------|------|---------|------|---------|------|----------|-----|-----|------|-----|----|----|----|-----|-----|-----|------|-----|-----|
|                |                   |       |      |      | fg-fga  | fg%  | 3fg-fga | 3fg% | ft-fa   | ft%  | off      | def | tot | avg  | pf  | dq | a  | to | blk | stl |     |      |     |     |
| 34             | MAHONEY, Denzel   | 6-6   | 185  | 30.8 | 34-73   | .466 | 13-35   | .371 | 45-52   | .865 | 14       | 28  | 42  | 7.0  | 18  | 1  | 8  | 11 | 2   | 7   | 126 | 21.0 |     |     |
| 25             | BREWER, Ledarius  | 6-6   | 190  | 31.7 | 34-77   | .442 | 21-54   | .389 | 14-21   | .667 | 1        | 17  | 18  | 3.0  | 12  | 0  | 6  | 8  | 4   | 6   | 103 | 17.2 |     |     |
| 23             | SIMMONS, Daniel   | 6-1   | 137  | 22.8 | 27-52   | .519 | 7-17    | .412 | 12-18   | .667 | 1        | 16  | 17  | 2.8  | 16  | 1  | 6  | 15 | 0   | 5   | 73  | 12.2 |     |     |
| 04             | VRANES, Milos     | 5-3   | 109  | 21.8 | 11-24   | .458 | 8-18    | .444 | 4-8     | .500 | 6        | 19  | 25  | 5.0  | 12  | 1  | 4  | 7  | 0   | 1   | 34  | 6.8  |     |     |
| 13             | GABLE, Isaiah     | 2-0   | 32   | 16.0 | 4-11    | .364 | 2-7     | .286 | 3-4     | .750 | 1        | 3   | 4   | 2.0  | 2   | 0  | 1  | 0  | 0   | 0   | 13  | 6.5  |     |     |
| 05             | DALTON, Jonathan  | 6-6   | 198  | 33.0 | 14-30   | .467 | 4-12    | .333 | 5-9     | .556 | 5        | 8   | 13  | 2.2  | 10  | 1  | 34 | 15 | 0   | 5   | 37  | 6.2  |     |     |
| 20             | CARPENTER, Justin | 6-4   | 123  | 20.5 | 12-30   | .400 | 2-6     | .333 | 5-7     | .714 | 9        | 12  | 21  | 3.5  | 18  | 0  | 3  | 10 | 1   | 2   | 31  | 5.2  |     |     |
| 42             | LAROS, Mark       | 6-2   | 95   | 15.8 | 13-21   | .619 | 0-3     | .000 | 2-4     | .500 | 11       | 15  | 26  | 4.3  | 4   | 0  | 1  | 6  | 2   | 1   | 28  | 4.7  |     |     |
| 03             | KOWALSKI, Ray     | 4-0   | 37   | 9.3  | 2-7     | .286 | 1-5     | .200 | 0-0     | .000 | 1        | 2   | 3   | 0.8  | 2   | 0  | 2  | 3  | 0   | 2   | 5   | 1.3  |     |     |
| 15             | LEWIS, Donnie     | 6-2   | 94   | 15.7 | 2-4     | .500 | 1-3     | .333 | 2-3     | .667 | 1        | 4   | 5   | 0.8  | 12  | 0  | 15 | 7  | 0   | 3   | 7   | 1.2  |     |     |
| Team           |                   |       |      |      |         |      |         |      |         |      | 6        | 9   | 15  |      | 1   |    |    |    |     |     |     |      |     |     |
| Total.....     |                   | 6     | 1200 |      | 153-329 | .465 | 59-160  | .369 | 92-126  | .730 | 56       | 133 | 189 | 31.5 | 107 | 4  | 80 | 82 | 9   | 32  | 457 | 76.2 |     |     |
| Opponents..... |                   | 6     | 1200 |      | 174-354 | .492 | 55-146  | .377 | 87-110  | .791 | 61       | 140 | 201 | 33.5 | 116 | -  | 79 | 72 | 12  | 35  | 490 | 81.7 |     |     |

| TEAM STATISTICS        | SEMO    | OPP     |
|------------------------|---------|---------|
| SCORING                | 457     | 490     |
| Points per game        | 76.2    | 81.7    |
| Scoring margin         | -5.5    | -       |
| FIELD GOALS-ATT        | 153-329 | 174-354 |
| Field goal pct         | .465    | .492    |
| 3 POINT FG-ATT         | 59-160  | 55-146  |
| 3-point FG pct         | .369    | .377    |
| 3-pt FG made per game  | 9.8     | 9.2     |
| FREE THROWS-ATT        | 92-126  | 87-110  |
| Free throw pct         | .730    | .791    |
| F-Throws made per game | 15.3    | 14.5    |
| REBOUNDS               | 189     | 201     |
| Rebounds per game      | 31.5    | 33.5    |
| Rebounding margin      | -2.0    | -       |
| ASSISTS                | 80      | 79      |
| Assists per game       | 13.3    | 13.2    |
| TURNOVERS              | 82      | 72      |
| Turnovers per game     | 13.7    | 12.0    |
| Turnover margin        | -1.7    | -       |
| Assist/turnover ratio  | 1.0     | 1.1     |
| STEALS                 | 32      | 35      |
| Steals per game        | 5.3     | 5.8     |
| BLOCKS                 | 9       | 12      |
| Blocks per game        | 1.5     | 2.0     |
| ATTENDANCE             | 4046    | 4553    |
| Home games-Avg/Game    | 4-1012  | 2-2276  |
| Neutral site-Avg/Game  | -       | 0-0     |

| Date       | Opponent         | Score   | Att. |
|------------|------------------|---------|------|
| * 12-28-17 | BELMONT          | L 72-94 | 1310 |
| * 12-31-17 | TENNESSEE STATE  | w 77-65 | 615  |
| * 01-04-18 | at Murray St.    | L 73-89 | 2728 |
| * 01-06-18 | at Austin Peay   | L 71-76 | 1825 |
| * 01-11-18 | MOREHEAD STATE   | w 78-75 | 915  |
| * 01-13-18 | EASTERN KENTUCKY | L 86-91 | 1206 |

\* = Conference game

\$ = Cancun Challenge

| Score by Periods   | 1st | 2nd | Totals |
|--------------------|-----|-----|--------|
| Southeast Missouri | 199 | 258 | 457    |
| Opponents          | 227 | 263 | 490    |

# Southeast Missouri State REDHAWKS

## 2017-18 STATISTICS

### Comparison Game-by-Game (Southeast Missouri/Opponent)

| Opponent               | 1st   | 2nd   | Score | Mar  | Total FG    | FG Pct    | 3-Pointers  | 3FG Pct   | Free Throws | FT Pct     | Rebounds (Mar) | Assist | T/Over | Block | Steal | Fouls |
|------------------------|-------|-------|-------|------|-------------|-----------|-------------|-----------|-------------|------------|----------------|--------|--------|-------|-------|-------|
| Missouri Baptist       | 37/27 | 44/42 | 81-69 | +12  | 27-54/24-48 | .500/.500 | 8-20/8-23   | .400/.348 | 19-21/13-23 | .905/.565  | 29/30 (1)      | 17/10  | 13/18  | 2/4   | 7/3   | 18/16 |
| Louisiana Tech         | 39/39 | 40/40 | 95-96 | (1)  | 36-75/31-60 | .480/.517 | 9-25/6-21   | .360/.286 | 14-19/28-34 | .737/.824  | 37/37 -        | 20/16  | 9/9    | 4/8   | 6/1   | 20/17 |
| Evansville             | 21/36 | 29/30 | 50-66 | (16) | 19-48/18-45 | .396/.400 | 8-25/8-18   | .320/.444 | 4-8/22-27   | .500/.815  | 31/28 +3       | 9/12   | 18/10  | 5/2   | 5/5   | 24/14 |
| Cal State Northridge   | 39/28 | 35/31 | 74-59 | +15  | 28-61/21-62 | .459/.339 | 10-24/5-19  | .417/.263 | 8-11/12-17  | .727/.706  | 39/36 +3       | 17/9   | 10/9   | 4/3   | 7/5   | 16/11 |
| Montana State          | 34/41 | 48/47 | 82-88 | (6)  | 29-51/27-54 | .569/.500 | 4-15/8-20   | .267/.400 | 20-26/26-34 | .769/.765  | 31/26 +5       | 11/12  | 15/11  | 1/2   | 5/6   | 26/24 |
| North Carolina Central | 32/41 | 38/36 | 70-77 | (7)  | 22-63/28-54 | .349/.519 | 5-20/7-19   | .250/.368 | 21-27/14-22 | .778/.636  | 42/34 +8       | 11/12  | 12/12  | 0/4   | 7/7   | 18/22 |
| Hannibal-LaGrange      | 33/33 | 50/26 | 83-59 | +24  | 31-63/25-58 | .492/.431 | 6-19/4-18   | .316/.222 | 15-21/5-12  | .714/.417  | 37/33 +4       | 14/13  | 10/18  | 3/6   | 10/5  | 12/19 |
| North Carolina Central | 38/35 | 48/42 | 86-77 | +9   | 31-55/29-57 | .564/.509 | 10-16/5-15  | .625/.333 | 14-22/14-19 | .636/.737  | 31/30 +1       | 18/17  | 10/13  | 2/2   | 6/2   | 16/20 |
| UMKC                   | 48/37 | 43/50 | 91-87 | +4   | 28-58/31-72 | .483/.431 | 12-22/15-34 | .545/.441 | 23-30/10-14 | .767/.714  | 39/41 (2)      | 21/17  | 10/9   | 5/6   | 3/4   | 15/25 |
| Southern Illinois      | 39/25 | 36/44 | 75-69 | +6   | 22-50/25-63 | .440/.397 | 12-26/11-28 | .462/.393 | 19-30/8-15  | .633/.533  | 34/41 (7)      | 9/15   | 11/15  | 0/6   | 8/3   | 20/23 |
| Kansas State           | 39/53 | 32/36 | 71-89 | (18) | 25-57/35-56 | .439/.625 | 11-25/11-23 | .440/.478 | 10-10/8-16  | 1.000/.500 | 19/37 (18)     | 16/25  | 9/11   | 0/4   | 4/5   | 16/9  |
| Bradley                | 29/41 | 38/34 | 67-75 | (8)  | 21-55/25-53 | .382/.472 | 9-25/9-18   | .360/.500 | 16-22/16-23 | .727/.696  | 35/36 (1)      | 11/12  | 12/10  | 0/5   | 3/4   | 20/20 |
| Saint Louis            | 23/35 | 25/43 | 48-78 | (30) | 17-53/32-58 | .321/.552 | 5-21/8-20   | .238/.400 | 9-12/6-9    | .750/.667  | 28/37 (9)      | 10/17  | 11/9   | 1/6   | 3/6   | 11/13 |
| Belmont                | 36/47 | 36/47 | 72-94 | (22) | 24-59/36-60 | .407/.600 | 9-23/14-28  | .391/.500 | 15-23/8-10  | .652/.800  | 29/34 (5)      | 13/21  | 12/10  | 0/5   | 7/4   | 13/21 |
| Tennessee State        | 29/27 | 48/38 | 77-65 | +12  | 24-53/24-56 | .453/.429 | 12-35/8-22  | .343/.364 | 17-20/9-11  | .850/.818  | 39/27 +12      | 15/8   | 14/10  | 4/2   | 5/7   | 15/20 |
| Murray State           | 34/45 | 39/44 | 73-89 | (16) | 25-55/29-54 | .455/.537 | 8-21/8-17   | .381/.471 | 15-20/23-30 | .750/.767  | 31/31 -        | 13/12  | 15/12  | 0/3   | 5/9   | 22/19 |
| Austin Peay            | 27/36 | 44/40 | 71-76 | (5)  | 24-51/28-62 | .471/.452 | 11-24/6-25  | .458/.240 | 12-17/14-20 | .706/.700  | 23/44 (21)     | 14/13  | 12/13  | 2/0   | 4/4   | 21/15 |
| Morehead State         | 37/28 | 41/47 | 78-75 | +3   | 26-51/28-58 | .510/.483 | 8-29/7-25   | .276/.280 | 18-25/12-17 | .720/.706  | 30/36 (6)      | 11/10  | 13/17  | 2/0   | 5/6   | 19/22 |
| Eastern Kentucky       | 36/44 | 50/47 | 86-91 | (5)  | 30-60/29-64 | .500/.453 | 11-28/12-29 | .393/.414 | 15-21/21-22 | .714/.955  | 37/29 +8       | 14/15  | 16/10  | 1/2   | 6/5   | 17/19 |
| SIU Edwardsville       |       |       |       |      |             |           |             |           |             |            |                |        |        |       |       |       |
| Eastern Illinois       |       |       |       |      |             |           |             |           |             |            |                |        |        |       |       |       |
| Tennessee Tech         |       |       |       |      |             |           |             |           |             |            |                |        |        |       |       |       |
| Jacksonville State     |       |       |       |      |             |           |             |           |             |            |                |        |        |       |       |       |
| Murray State           |       |       |       |      |             |           |             |           |             |            |                |        |        |       |       |       |
| Austin Peay            |       |       |       |      |             |           |             |           |             |            |                |        |        |       |       |       |
| Morehead State         |       |       |       |      |             |           |             |           |             |            |                |        |        |       |       |       |
| UT Martin              |       |       |       |      |             |           |             |           |             |            |                |        |        |       |       |       |
| Eastern Illinois       |       |       |       |      |             |           |             |           |             |            |                |        |        |       |       |       |
| SIU Edwardsville       |       |       |       |      |             |           |             |           |             |            |                |        |        |       |       |       |
| Eastern Kentucky       |       |       |       |      |             |           |             |           |             |            |                |        |        |       |       |       |
| UT Martin              |       |       |       |      |             |           |             |           |             |            |                |        |        |       |       |       |

### Points in the Paint, Second Chance Points, Points Off Turnovers, Fastbreak Points, Bench Points

| Opponent               | W/L | POINTS IN THE PAINT |      | 2ND CHANCE POINTS |      | POINTS OFF TURNOVERS |      | FASTBREAK POINTS |      | BENCH POINTS |      |
|------------------------|-----|---------------------|------|-------------------|------|----------------------|------|------------------|------|--------------|------|
|                        |     | SEMO                | OPP. | SEMO              | OPP. | SEMO                 | OPP. | SEMO             | OPP. | SEMO         | OPP. |
| Missouri Baptist       | W   | 30                  | 26   | 5                 | 6    | 23                   | 9    | 4                | 0    | 25           | 30   |
| Louisiana Tech         | L   | 42                  | 44   | 12                | 12   | 17                   | 10   | 2                | 0    | 40           | 28   |
| Evansville             | L   | 16                  | 18   | 0                 | 0    | 10                   | 19   | 6                | 0    | 28           | 11   |
| Cal State Northridge   | W   | 28                  | 22   | 5                 | 9    | 10                   | 10   | 14               | 9    | 10           | 13   |
| Montana State          | L   | 44                  | 28   | 13                | 8    | 17                   | 13   | 6                | 7    | 26           | 29   |
| North Carolina Central | L   | 26                  | 36   | 13                | 4    | 16                   | 9    | 4                | 2    | 24           | 31   |
| Hannibal-LaGrange      | W   | 44                  | 32   | 12                | 7    | 21                   | 11   | 4                | 6    | 32           | 6    |
| North Carolina Central | W   | 40                  | 38   | 10                | 11   | 17                   | 14   | 12               | 10   | 22           | 32   |
| UMKC                   | W   | 28                  | 30   | 13                | 17   | 15                   | 17   | 4                | 0    | 43           | 34   |
| Southern Illinois      | W   | 18                  | 26   | 6                 | 12   | 16                   | 13   | 2                | 0    | 14           | 33   |
| Kansas State           | L   | 22                  | 44   | 6                 | 8    | 11                   | 14   | 3                | 12   | 22           | 17   |
| Bradley                | L   | 16                  | 22   | 7                 | 6    | 7                    | 12   | 2                | 2    | 25           | 29   |
| Saint Louis            | L   | 18                  | 48   | 8                 | 18   | 2                    | 20   | 0                | 14   | 15           | 13   |
| Belmont                | L   | 16                  | 38   | 16                | 10   | 13                   | 15   | 4                | 4    | 14           | 37   |
| Tennessee State        | W   | 18                  | 24   | 9                 | 4    | 13                   | 19   | 12               | 0    | 11           | 17   |
| Murray State           | L   | 30                  | 40   | 11                | 6    | 15                   | 23   | 4                | 8    | 23           | 9    |
| Austin Peay            | L   | 22                  | 38   | 5                 | 24   | 19                   | 16   | 2                | 4    | 13           | 13   |
| Morehead State         | W   | 36                  | 34   | 11                | 8    | 25                   | 21   | 2                | 6    | 17           | 21   |
| Eastern Kentucky       | L   | 38                  | 30   | 3                 | 9    | 15                   | 18   | 4                | 4    | 31           | 31   |
| SIU Edwardsville       |     |                     |      |                   |      |                      |      |                  |      |              |      |
| Eastern Illinois       |     |                     |      |                   |      |                      |      |                  |      |              |      |
| Tennessee Tech         |     |                     |      |                   |      |                      |      |                  |      |              |      |
| Jacksonville State     |     |                     |      |                   |      |                      |      |                  |      |              |      |
| Murray State           |     |                     |      |                   |      |                      |      |                  |      |              |      |
| Austin Peay            |     |                     |      |                   |      |                      |      |                  |      |              |      |
| Morehead State         |     |                     |      |                   |      |                      |      |                  |      |              |      |
| UT Martin              |     |                     |      |                   |      |                      |      |                  |      |              |      |
| Eastern Illinois       |     |                     |      |                   |      |                      |      |                  |      |              |      |
| SIU Edwardsville       |     |                     |      |                   |      |                      |      |                  |      |              |      |
| Eastern Kentucky       |     |                     |      |                   |      |                      |      |                  |      |              |      |
| UT Martin              |     |                     |      |                   |      |                      |      |                  |      |              |      |

# Southeast Missouri State REDHAWKS

## 2017-18 STATISTICS

### Game-by-Game Leaders

| Opponent               | W/L | Score               | Points                | Rebounds            | Assists                     | Blocks                                | Steals   |
|------------------------|-----|---------------------|-----------------------|---------------------|-----------------------------|---------------------------------------|--|
| Missouri Baptist       | W   | 81-69               | Mahoney - 21          | Laros - 9           | Dalton - 7                  | Laros, Mahoney - 1                    | Brewer - 2                                     |
| Louisiana Tech         | L   | 95-96 <sup>OT</sup> | Mahoney - 25          | Mahoney - 7         | Dalton - 7                  | Simmons, Laros, Carpenter, Brewer - 1 | Dalton - 2                                     |
| Evansville             | L   | 50-66               | Vranes - 16           | Vranes - 10         | Dalton - 5                  | Brewer - 2                            | Dalton - 3                                     |
| Cal State Northridge   | W   | 74-59               | Brewer - 20           | Laros - 9           | Dalton - 5                  | Laros, Brewer, Mahoney, Carpenter - 1 | Simmons - 3                                    |
| Montana State          | L   | 82-88               | Mahoney - 27          | Carpenter - 8       | Dalton - 6                  | Laros - 1                             | Dalton, Simmons, Vranes, Carpenter, Brewer - 1 |
| North Carolina Central | L   | 70-77               | Mahoney, Simmons - 15 | Carpenter - 11      | Dalton - 5                  | -                                     | Simmons, Dalton - 2                            |
| Hannibal-LaGrange      | W   | 83-59               | Mahoney - 27          | Gable - 10          | Mahoney, Lewis, Simmons - 3 | Vranes, Carpenter, Laros - 1          | Dalton, Lewis - 2                              |
| North Carolina Central | W   | 86-77               | Carpenter - 20        | Carpenter - 6       | Dalton - 5                  | Vranes - 2                            | Mahoney - 2                                    |
| UMKC                   | W   | 91-87               | Simmons - 18          | Carpenter - 11      | Dalton - 10                 | Carpenter - 3                         | Dalton - 2                                     |
| Southern Illinois      | W   | 75-69               | Mahoney - 18          | Vranes, Simmons - 6 | Dalton - 4                  | -                                     | Duffus - 3                                     |
| Kansas State           | L   | 71-89               | Mahoney - 23          | Vranes - 6          | Dalton, Simmons - 4         | -                                     | Carpenter, Dalton, Brewer, Lewis - 1           |
| Bradley                | L   | 67-75               | Mahoney - 17          | Brewer - 7          | Dalton - 3                  | -                                     | Vranes, Dalton, Brewer - 1                     |
| Saint Louis            | L   | 48-78               | Mahoney - 12          | Carpenter - 7       | Dalton - 4                  | Carpenter - 1                         | Brewer - 2                                     |
| Belmont                | L   | 72-94               | Brewer - 21           | Mahoney - 8         | Dalton - 6                  | -                                     | Mahoney, Dalton - 2                            |
| Tennessee State        | W   | 77-65               | Mahoney - 22          | Mahoney - 11        | Dalton, Lewis - 4           | Brewer - 3                            | Mahoney - 2                                    |
| Murray State           | L   | 73-89               | Brewer - 19           | Vranes - 10         | Dalton - 4                  | -                                     | Dalton, Simmons - 2                            |
| Austin Peay            | L   | 71-76               | Mahoney - 24          | Vranes - 5          | Dalton - 9                  | Brewer, Mahoney - 1                   | Brewer - 2                                     |
| Morehead State         | W   | 78-75               | Mahoney - 22          | Laros - 8           | Dalton - 6                  | Mahoney, Laros - 1                    | Mahoney, Laros, Dalton, Brewer, Simmons - 1    |
| Eastern Kentucky       | L   | 86-91               | Mahoney - 25          | Mahoney - 9         | Dalton - 5                  | Laros - 1                             | Brewer - 2                                     |
| SIU Edwardsville       |     |                     |                       |                     |                             |                                       |  |
| Eastern Illinois       |     |                     |                       |                     |                             |                                       |  |
| Tennessee Tech         |     |                     |                       |                     |                             |                                       |  |
| Jacksonville State     |     |                     |                       |                     |                             |                                       |  |
| Murray State           |     |                     |                       |                     |                             |                                       |  |
| Austin Peay            |     |                     |                       |                     |                             |                                       |  |
| Morehead State         |     |                     |                       |                     |                             |                                       |  |
| UT Martin              |     |                     |                       |                     |                             |                                       |  |
| Eastern Illinois       |     |                     |                       |                     |                             |                                       |  |
| SIU Edwardsville       |     |                     |                       |                     |                             |                                       |  |
| Eastern Kentucky       |     |                     |                       |                     |                             |                                       |  |
| UT Martin              |     |                     |                       |                     |                             |                                       |  |

### Game-by-Game Starters

| Opponent               | W/L | Score               | Guard  | Guard   | Guard    | Forward | Center/Guard | First Man Off the Bench                                      |
|------------------------|-----|---------------------|--------|---------|----------|---------|--------------|--|
| Missouri Baptist       | W   | 81-69               | Dalton | Simmons | Kowalski | Mahoney | Laros, C     | Brewer, 14 pts., 5 reb., 3 assists, 2 steals, 26 min.        |
| Louisiana Tech         | L   | 95-96 <sup>OT</sup> | Dalton | Simmons | Kowalski | Mahoney | Laros, C     | Brewer, 20 pts., 6 reb., 1 assist, 1 block, 1 steal, 31 min. |
| Evansville             | L   | 50-66               | Dalton | Simmons | Kowalski | Mahoney | Laros, C     | Carpenter, 2 pts., 1 reb., 1 block, 14 min.                  |
| Cal State Northridge   | W   | 74-59               | Brewer | Simmons | Kowalski | Mahoney | Laros, C     | Carpenter, 9 pts., 5 reb., 13 min.                           |
| Montana State          | L   | 82-88               | Dalton | Simmons | Kowalski | Mahoney | Laros, C     | Brewer, 9 pts., 2 reb., 25 min.                              |
| North Carolina Central | L   | 70-77               | Dalton | Brewer  | Mahoney  | Vranes  | Carpenter, C | Simmons, 15 pts., 4 reb., 26 min.                            |
| Hannibal-LaGrange      | W   | 83-59               | Dalton | Brewer  | Mahoney  | Vranes  | Carpenter, C | Gable, 8 pts., 10 reb., 19 min.                              |
| North Carolina Central | W   | 86-77               | Dalton | Brewer  | Mahoney  | Vranes  | Carpenter, C | Simmons, 10 pts., 3 reb.                                     |
| UMKC                   | W   | 91-87               | Dalton | Brewer  | Mahoney  | Vranes  | Carpenter, C | Simmons, 18 pts. 3 reb., 3 assists, 21 min.                  |
| Southern Illinois      | W   | 75-69               | Dalton | Brewer  | Mahoney  | Vranes  | Simmons, G   | Gable, 6 pts., 1 reb., 20 min.                               |
| Kansas State           | L   | 71-89               | Dalton | Brewer  | Mahoney  | Vranes  | Carpenter, C | Simmons, 17 pts., 4 assists, 33 min.                         |
| Bradley                | L   | 67-75               | Dalton | Brewer  | Mahoney  | Vranes  | Carpenter, C | Gable, 9 pts., 1 reb., 1 assist, 17 min.                     |
| Saint Louis            | L   | 48-78               | Dalton | Brewer  | Mahoney  | Vranes  | Carpenter, C | Gable, 3 pts., 17 min.                                       |
| Belmont                | L   | 72-94               | Dalton | Brewer  | Simmons  | Mahoney | Carpenter, C | Kowalski, 2 pts., 9 min.                                     |
| Tennessee State        | W   | 77-65               | Dalton | Brewer  | Mahoney  | Vranes  | Carpenter, C | Simmons, 6 pts., 1 reb., 12 min.                             |
| Murray State           | L   | 73-89               | Dalton | Brewer  | Mahoney  | Vranes  | Carpenter, C | Simmons, 8 pts., 3 reb., 18 min.                             |
| Austin Peay            | L   | 71-76               | Dalton | Brewer  | Mahoney  | Vranes  | Carpenter, C | Simmons, 11 pts., 2 reb., 22 min.                            |
| Morehead State         | W   | 78-75               | Dalton | Brewer  | Lewis    | Mahoney | Laros, C     | Simmons, 15 pts., 3 reb., 29 min.                            |
| Eastern Kentucky       | L   | 86-91               | Dalton | Brewer  | Lewis    | Mahoney | Laros, C     | Simmons, 22 pts., 3 reb., 1 assist, 1 steal, 28 min.         |
| SIU Edwardsville       |     |                     |        |         |          |         |              |  |
| Eastern Illinois       |     |                     |        |         |          |         |              |  |
| Tennessee Tech         |     |                     |        |         |          |         |              |  |
| Jacksonville State     |     |                     |        |         |          |         |              |  |
| Murray State           |     |                     |        |         |          |         |              |  |
| Austin Peay            |     |                     |        |         |          |         |              |  |
| Morehead State         |     |                     |        |         |          |         |              |  |
| UT Martin              |     |                     |        |         |          |         |              |  |
| Eastern Illinois       |     |                     |        |         |          |         |              |  |
| SIU Edwardsville       |     |                     |        |         |          |         |              |  |
| Eastern Kentucky       |     |                     |        |         |          |         |              |  |
| UT Martin              |     |                     |        |         |          |         |              |  |

### Starting Lineup Combinations

| Record | Guard  | Guard   | Guard    | Forward/Guard | Center    |
|--------|--------|---------|----------|---------------|-----------|
| 1-3    | Dalton | Simmons | Kowalski | Mahoney, F    | Laros     |
| 1-0    | Brewer | Simmons | Kowalski | Mahoney, F    | Laros     |
| 4-6    | Dalton | Brewer  | Mahoney  | Vranes, F     | Carpenter |
| 1-0    | Dalton | Brewer  | Mahoney  | Simmons, G    | Vranes    |
| 0-1    | Dalton | Brewer  | Simmons  | Mahoney, F    | Carpenter |
| 1-1    | Dalton | Brewer  | Lewis    | Mahoney, F    | Laros     |

# Southeast Missouri State REDHAWKS

## 2017-18 TEAM GAME-BY-GAME STATISTICS

|                           | Score                         | FG-A         | Pct.        | 3FG-A        | Pct.        | FT-A         | Pct.         | OFF       | DEF       | Total     | E         | A         | TO        | B        | S         |
|---------------------------|-------------------------------|--------------|-------------|--------------|-------------|--------------|--------------|-----------|-----------|-----------|-----------|-----------|-----------|----------|-----------|
| <b>Southeast Missouri</b> | <b>W, 81-69</b>               | <b>27-54</b> | <b>.500</b> | <b>8-20</b>  | <b>.400</b> | <b>19-21</b> | <b>.905</b>  | <b>8</b>  | <b>21</b> | <b>29</b> | <b>18</b> | <b>17</b> | <b>13</b> | <b>2</b> | <b>7</b>  |
| Missouri Baptist          |                               | 24-48        | .500        | 8-23         | .348        | 13-23        | .565         | 11        | 19        | 30        | 16        | 10        | 18        | 4        | 3         |
| <b>Southeast Missouri</b> | <b>L, 95-96 <sup>OT</sup></b> | <b>36-75</b> | <b>.480</b> | <b>9-25</b>  | <b>.360</b> | <b>14-19</b> | <b>.737</b>  | <b>13</b> | <b>24</b> | <b>37</b> | <b>20</b> | <b>20</b> | <b>9</b>  | <b>4</b> | <b>6</b>  |
| Louisiana Tech            |                               | 31-60        | .517        | 6-21         | .286        | 28-34        | .824         | 7         | 30        | 37        | 17        | 16        | 9         | 8        | 1         |
| <b>Southeast Missouri</b> | <b>L, 50-66</b>               | <b>19-48</b> | <b>.396</b> | <b>8-25</b>  | <b>.320</b> | <b>4-8</b>   | <b>.500</b>  | <b>5</b>  | <b>26</b> | <b>31</b> | <b>24</b> | <b>9</b>  | <b>18</b> | <b>5</b> | <b>5</b>  |
| Evansville                |                               | 18-45        | .400        | 8-18         | .444        | 22-27        | .815         | 4         | 24        | 28        | 14        | 12        | 10        | 2        | 5         |
| <b>Southeast Missouri</b> | <b>W, 74-59</b>               | <b>28-61</b> | <b>.459</b> | <b>10-24</b> | <b>.417</b> | <b>8-11</b>  | <b>.727</b>  | <b>9</b>  | <b>30</b> | <b>39</b> | <b>16</b> | <b>17</b> | <b>10</b> | <b>4</b> | <b>7</b>  |
| Cal State Northridge      |                               | 21-62        | .339        | 5-19         | .263        | 12-17        | .706         | 12        | 24        | 36        | 11        | 9         | 9         | 3        | 5         |
| <b>Southeast Missouri</b> | <b>L, 82-88</b>               | <b>29-51</b> | <b>.569</b> | <b>4-15</b>  | <b>.267</b> | <b>20-26</b> | <b>.769</b>  | <b>8</b>  | <b>23</b> | <b>31</b> | <b>26</b> | <b>11</b> | <b>15</b> | <b>1</b> | <b>5</b>  |
| Montana State             |                               | 27-54        | .500        | 8-20         | .400        | 26-34        | .765         | 9         | 17        | 26        | 24        | 12        | 11        | 2        | 6         |
| <b>Southeast Missouri</b> | <b>L, 70-77</b>               | <b>22-63</b> | <b>.349</b> | <b>5-20</b>  | <b>.250</b> | <b>21-27</b> | <b>.778</b>  | <b>15</b> | <b>27</b> | <b>42</b> | <b>18</b> | <b>11</b> | <b>12</b> | <b>0</b> | <b>7</b>  |
| North Carolina Central    |                               | 28-54        | .519        | 7-19         | .368        | 14-22        | .636         | 4         | 30        | 34        | 22        | 12        | 12        | 4        | 7         |
| <b>Southeast Missouri</b> | <b>W, 83-59</b>               | <b>31-63</b> | <b>.492</b> | <b>6-19</b>  | <b>.316</b> | <b>15-21</b> | <b>.714</b>  | <b>10</b> | <b>27</b> | <b>37</b> | <b>12</b> | <b>14</b> | <b>10</b> | <b>3</b> | <b>10</b> |
| Hannibal-LaGrange         |                               | 25-58        | .431        | 4-18         | .222        | 5-12         | .417         | 9         | 24        | 33        | 19        | 13        | 18        | 6        | 5         |
| <b>Southeast Missouri</b> | <b>W, 86-77</b>               | <b>31-55</b> | <b>.564</b> | <b>10-16</b> | <b>.625</b> | <b>14-22</b> | <b>.636</b>  | <b>8</b>  | <b>23</b> | <b>31</b> | <b>16</b> | <b>18</b> | <b>10</b> | <b>2</b> | <b>6</b>  |
| North Carolina Central    |                               | 29-57        | .509        | 5-15         | .333        | 14-19        | .737         | 8         | 22        | 30        | 20        | 17        | 13        | 2        | 2         |
| <b>Southeast Missouri</b> | <b>W, 91-87</b>               | <b>28-58</b> | <b>.483</b> | <b>12-22</b> | <b>.545</b> | <b>23-30</b> | <b>.767</b>  | <b>11</b> | <b>28</b> | <b>39</b> | <b>15</b> | <b>21</b> | <b>10</b> | <b>5</b> | <b>3</b>  |
| UMKC                      |                               | 31-72        | .431        | 15-34        | .441        | 10-14        | .714         | 16        | 25        | 41        | 25        | 17        | 9         | 6        | 4         |
| <b>Southeast Missouri</b> | <b>W, 75-69</b>               | <b>22-50</b> | <b>.440</b> | <b>12-26</b> | <b>.462</b> | <b>19-30</b> | <b>.633</b>  | <b>7</b>  | <b>27</b> | <b>34</b> | <b>20</b> | <b>9</b>  | <b>11</b> | <b>0</b> | <b>8</b>  |
| Southern Illinois         |                               | 25-63        | .397        | 11-28        | .393        | 8-15         | .533         | 14        | 27        | 41        | 23        | 15        | 15        | 6        | 3         |
| <b>Southeast Missouri</b> | <b>L, 71-89</b>               | <b>25-57</b> | <b>.439</b> | <b>11-25</b> | <b>.440</b> | <b>10-10</b> | <b>1.000</b> | <b>5</b>  | <b>14</b> | <b>19</b> | <b>16</b> | <b>16</b> | <b>9</b>  | <b>0</b> | <b>4</b>  |
| Kansas State              |                               | 35-56        | .625        | 11-23        | .478        | 8-16         | .500         | 10        | 27        | 37        | 9         | 25        | 11        | 4        | 5         |
| <b>Southeast Missouri</b> | <b>L, 67-75</b>               | <b>21-55</b> | <b>.382</b> | <b>9-25</b>  | <b>.360</b> | <b>16-22</b> | <b>.727</b>  | <b>10</b> | <b>25</b> | <b>35</b> | <b>20</b> | <b>11</b> | <b>12</b> | <b>0</b> | <b>3</b>  |
| Bradley                   |                               | 25-53        | .472        | 9-18         | .500        | 16-23        | .696         | 7         | 29        | 36        | 20        | 12        | 10        | 5        | 4         |
| <b>Southeast Missouri</b> | <b>L, 48-78</b>               | <b>17-53</b> | <b>.321</b> | <b>5-21</b>  | <b>.238</b> | <b>9-12</b>  | <b>.750</b>  | <b>11</b> | <b>17</b> | <b>28</b> | <b>11</b> | <b>10</b> | <b>11</b> | <b>1</b> | <b>3</b>  |
| Saint Louis               |                               | 32-58        | .552        | 8-20         | .400        | 6-9          | .667         | 11        | 26        | 37        | 13        | 17        | 9         | 6        | 6         |
| <b>Southeast Missouri</b> | <b>L, 72-94</b>               | <b>24-59</b> | <b>.407</b> | <b>9-23</b>  | <b>.391</b> | <b>15-23</b> | <b>.652</b>  | <b>12</b> | <b>17</b> | <b>29</b> | <b>13</b> | <b>13</b> | <b>12</b> | <b>0</b> | <b>7</b>  |
| Belmont                   |                               | 36-60        | .600        | 14-28        | .500        | 8-10         | .800         | 7         | 27        | 34        | 21        | 21        | 10        | 5        | 4         |
| <b>Southeast Missouri</b> | <b>W, 77-65</b>               | <b>24-53</b> | <b>.453</b> | <b>12-35</b> | <b>.343</b> | <b>17-20</b> | <b>.850</b>  | <b>10</b> | <b>29</b> | <b>39</b> | <b>15</b> | <b>15</b> | <b>14</b> | <b>4</b> | <b>5</b>  |
| Tennessee State           |                               | 24-56        | .429        | 8-22         | .364        | 9-11         | .818         | 5         | 22        | 27        | 20        | 8         | 10        | 2        | 7         |
| <b>Southeast Missouri</b> | <b>L, 73-89</b>               | <b>25-55</b> | <b>.455</b> | <b>8-21</b>  | <b>.381</b> | <b>15-20</b> | <b>.750</b>  | <b>10</b> | <b>21</b> | <b>31</b> | <b>22</b> | <b>13</b> | <b>15</b> | <b>0</b> | <b>5</b>  |
| Murray State              |                               | 29-54        | .537        | 8-17         | .471        | 23-30        | .767         | 8         | 23        | 31        | 19        | 12        | 12        | 3        | 9         |
| <b>Southeast Missouri</b> | <b>L, 71-76</b>               | <b>24-51</b> | <b>.471</b> | <b>11-24</b> | <b>.458</b> | <b>12-17</b> | <b>.706</b>  | <b>7</b>  | <b>16</b> | <b>23</b> | <b>21</b> | <b>14</b> | <b>12</b> | <b>2</b> | <b>4</b>  |
| Austin Peay               |                               | 28-62        | .452        | 6-25         | .240        | 14-20        | .700         | 22        | 22        | 44        | 15        | 13        | 13        | 0        | 4         |
| <b>Southeast Missouri</b> | <b>W, 78-75</b>               | <b>26-51</b> | <b>.510</b> | <b>8-29</b>  | <b>.276</b> | <b>18-25</b> | <b>.720</b>  | <b>8</b>  | <b>22</b> | <b>30</b> | <b>19</b> | <b>11</b> | <b>13</b> | <b>2</b> | <b>5</b>  |
| Morehead State            |                               | 28-58        | .483        | 7-25         | .280        | 12-17        | .706         | 12        | 24        | 36        | 22        | 10        | 17        | 0        | 6         |
| <b>Southeast Missouri</b> | <b>L, 86-91</b>               | <b>30-60</b> | <b>.500</b> | <b>11-28</b> | <b>.393</b> | <b>15-21</b> | <b>.714</b>  | <b>9</b>  | <b>28</b> | <b>37</b> | <b>17</b> | <b>14</b> | <b>16</b> | <b>1</b> | <b>6</b>  |
| Eastern Kentucky          |                               | 29-64        | .453        | 12-29        | .414        | 21-22        | .955         | 7         | 22        | 29        | 19        | 15        | 10        | 2        | 5         |
| <b>Southeast Missouri</b> |                               |              |             |              |             |              |              |           |           |           |           |           |           |          |           |
| SIU Edwardsville          |                               |              |             |              |             |              |              |           |           |           |           |           |           |          |           |
| <b>Southeast Missouri</b> |                               |              |             |              |             |              |              |           |           |           |           |           |           |          |           |
| Eastern Illinois          |                               |              |             |              |             |              |              |           |           |           |           |           |           |          |           |
| <b>Southeast Missouri</b> |                               |              |             |              |             |              |              |           |           |           |           |           |           |          |           |
| Tennessee Tech            |                               |              |             |              |             |              |              |           |           |           |           |           |           |          |           |
| <b>Southeast Missouri</b> |                               |              |             |              |             |              |              |           |           |           |           |           |           |          |           |
| Jacksonville State        |                               |              |             |              |             |              |              |           |           |           |           |           |           |          |           |
| <b>Southeast Missouri</b> |                               |              |             |              |             |              |              |           |           |           |           |           |           |          |           |
| Murray State              |                               |              |             |              |             |              |              |           |           |           |           |           |           |          |           |
| <b>Southeast Missouri</b> |                               |              |             |              |             |              |              |           |           |           |           |           |           |          |           |
| Austin Peay               |                               |              |             |              |             |              |              |           |           |           |           |           |           |          |           |
| <b>Southeast Missouri</b> |                               |              |             |              |             |              |              |           |           |           |           |           |           |          |           |
| Morehead State            |                               |              |             |              |             |              |              |           |           |           |           |           |           |          |           |
| <b>Southeast Missouri</b> |                               |              |             |              |             |              |              |           |           |           |           |           |           |          |           |
| UT Martin                 |                               |              |             |              |             |              |              |           |           |           |           |           |           |          |           |
| <b>Southeast Missouri</b> |                               |              |             |              |             |              |              |           |           |           |           |           |           |          |           |
| Eastern Illinois          |                               |              |             |              |             |              |              |           |           |           |           |           |           |          |           |
| <b>Southeast Missouri</b> |                               |              |             |              |             |              |              |           |           |           |           |           |           |          |           |
| SIU Edwardsville          |                               |              |             |              |             |              |              |           |           |           |           |           |           |          |           |
| <b>Southeast Missouri</b> |                               |              |             |              |             |              |              |           |           |           |           |           |           |          |           |
| Eastern Kentucky          |                               |              |             |              |             |              |              |           |           |           |           |           |           |          |           |
| <b>Southeast Missouri</b> |                               |              |             |              |             |              |              |           |           |           |           |           |           |          |           |
| UT Martin                 |                               |              |             |              |             |              |              |           |           |           |           |           |           |          |           |



# Southeast Missouri State REDHAWKS

## MISCELLANEOUS STATISTICS

### GAME-BY-GAME LEADERS SUMMARY (# OF GAMES)

#### Points

|                       |    |
|-----------------------|----|
| Denzel Mahoney.....   | 13 |
| Ledarrius Brewer..... | 3  |
| Daniel Simmons.....   | 2  |
| Milos Vranes.....     | 1  |
| Justin Carpenter..... | 1  |

#### Rebounds

|                       |   |
|-----------------------|---|
| Justin Carpenter..... | 5 |
| Milos Vranes.....     | 5 |
| Denzel Mahoney.....   | 4 |
| Mark Laros.....       | 3 |
| Ledarrius Brewer..... | 1 |
| Daniel Simmons.....   | 1 |
| Isaiah Gable.....     | 1 |

#### Assists

|                      |    |
|----------------------|----|
| Jonathan Dalton..... | 18 |
| Daniel Simmons.....  | 2  |
| Donnie Lewis.....    | 2  |
| Denzel Mahoney.....  | 1  |

#### Blocks

|                       |   |
|-----------------------|---|
| Mark Laros.....       | 7 |
| Justin Carpenter..... | 5 |
| Ledarrius Brewer..... | 5 |
| Denzel Mahoney.....   | 5 |
| Milos Vranes.....     | 2 |

#### Steals

|                       |    |
|-----------------------|----|
| Jonathan Dalton.....  | 11 |
| Ledarrius Brewer..... | 7  |
| Daniel Simmons.....   | 5  |
| Denzel Mahoney.....   | 4  |
| Justin Carpenter..... | 2  |
| Donnie Lewis.....     | 2  |
| Milos Vranes.....     | 2  |
| Dondre Duffus.....    | 1  |
| Mark Laros.....       | 1  |

#### Dunks (# for 2017-18 Season)

|                       |   |
|-----------------------|---|
| Ledarrius Brewer..... | 7 |
| Mark Laros.....       | 2 |
| Justin Carpenter..... | 2 |

#### Games Played/Started

|                  | 2017-18 | Career |
|------------------|---------|--------|
| Denzel Mahoney   | 19/19   | 52/52  |
| Daniel Simmons   | 19/7    | 51/7   |
| Milos Vranes     | 18/11   | 49/11  |
| Jonathan Dalton  | 19/18   | 49/19  |
| Ledarrius Brewer | 19/15   | 19/15  |
| Donnie Lewis     | 19/1    | 19/1   |
| Justin Carpenter | 18/11   | 18/11  |
| Ray Kowalski     | 16/5    | 16/5   |
| Mark Laros       | 15/7    | 15/7   |
| Isaiah Gable     | 13/0    | 13/0   |
| Dondre Duffus    | 3/0     | 8/3    |

### CAREER LEDGER

#### Double-Digit Point Games

|                       | 2017-18 | Career |
|-----------------------|---------|--------|
| Denzel Mahoney.....   | 18      | 45     |
| Daniel Simmons.....   | 12      | 17     |
| Milos Vranes.....     | 5       | 12     |
| Ledarrius Brewer..... | 12      | 12     |
| Justin Carpenter..... | 7       | 7      |
| Ray Kowalski.....     | 4       | 4      |
| Jonathan Dalton.....  | 3       | 3      |
| Dondre Duffus.....    | -       | 2      |
| Mark Laros.....       | 1       | 1      |

#### Double-Digit Rebound Games

|                       | 2017-18 | Career |
|-----------------------|---------|--------|
| Justin Carpenter..... | 2       | 2      |
| Milos Vranes.....     | 2       | 2      |
| Isaiah Gable.....     | 1       | 1      |
| Denzel Mahoney.....   | 1       | 1      |

#### 20+ Point Games

|                       | 2017-18 | Career |
|-----------------------|---------|--------|
| Denzel Mahoney.....   | 9       | 19     |
| Ledarrius Brewer..... | 2       | 2      |
| Justin Carpenter..... | 1       | 1      |
| Daniel Simmons.....   | 1       | 1      |

#### 8+ Rebound Games

|                       | 2017-18 | Career |
|-----------------------|---------|--------|
| Denzel Mahoney.....   | 3       | 4      |
| Justin Carpenter..... | 3       | 3      |
| Mark Laros.....       | 3       | 3      |
| Milos Vranes.....     | 2       | 2      |
| Isaiah Gable.....     | 1       | 1      |

#### 5+ Assist Games

|                      | 2017-18 | Career |
|----------------------|---------|--------|
| Jonathan Dalton..... | 12      | 12     |
| Daniel Simmons.....  | -       | 1      |
| Denzel Mahoney.....  | -       | 1      |

#### 3+ Steal Games

|                      | 2017-18 | Career |
|----------------------|---------|--------|
| Dondre Duffus.....   | -       | 2      |
| Milos Vranes.....    | -       | 2      |
| Daniel Simmons.....  | 1       | 2      |
| Jonathan Dalton..... | 2       | 2      |
| Denzel Mahoney.....  | -       | 1      |

#### Double-Doubles

|                       | 2017-18 | Career |
|-----------------------|---------|--------|
| Justin Carpenter..... | 2       | 2      |
| Milos Vranes.....     | 2       | 2      |
| Denzel Mahoney.....   | 1       | 1      |

### SOUTHEAST MISSOURI'S 2017-18 RECORD:

|   |      |
|---|------|
| At Home.....  | 5-4  |
| On the Road.....  | 2-6  |
| At Neutral Sites.....                                       | 1-1  |
| In Ohio Valley Conference Games.....                        | 2-4  |
| In November.....  | 4-4  |
| In December.....  | 3-4  |
| In January.....   | 1-3  |
| In February.....  | 0-0  |
| In March.....   | 0-0  |
| Leading at the Half.....                                    | 7-0  |
| Trailing at the Half.....                                   | 0-10 |
| Tied at the Half.....                                       | 1-1  |
| In Overtime Games.....                                      | 0-1  |
| The Redhawks Score First.....                               | 2-1  |
| In 1-4 Point Games.....                                     | 2-1  |
| In 5-9 Point Games.....                                     | 2-5  |
| In 10-14 Point Games.....                                   | 2-0  |
| In 15+ Point Games.....                                     | 2-5  |
| Leading with Five Minutes Left in Regulation.....           | 8-0  |
| Trailing with Five Minutes Left in Regulation.....          | 0-11 |
| Tied with Five Minutes Left in Regulation.....              | 0-0  |
| Scoring Less than 50 Points.....                            | 0-1  |
| Scoring 50-59 Points.....                                   | 0-1  |
| Scoring 60-69 Points.....                                   | 0-1  |
| Scoring 70-79 Points.....                                   | 4-5  |
| Scoring 80-89 Points.....                                   | 3-2  |
| Scoring 90-99 Points.....                                   | 1-1  |
| Scoring 100 or more Points.....                             | 0-0  |
| Giving up Less Than 50 Points.....                          | 0-0  |
| Giving up 50-59 Points.....                                 | 3-0  |
| Giving up 60-69 Points.....                                 | 2-1  |
| Giving up 70-79 Points.....                                 | 2-4  |
| Giving up 80-89 Points.....                                 | 1-3  |
| Giving up 90-99 Points.....                                 | 0-3  |
| Giving up 100 or more Points.....                           | 0-0  |
| Shooting 50% or Better from the Field.....                  | 3-2  |
| Shooting Less Than 50% from the Field.....                  | 5-9  |
| Opponent Shoots 50% or Better from the Field.....           | 3-7  |
| Opponent Shoots Less Than 50% from the Field.....           | 5-4  |
| Outshooting Opponent.....                                   | 6-3  |
| Outshot by Opponent.....                                    | 1-8  |
| Field Goal Percentage is Tied.....                          | 1-0  |
| Shooting 50% or Better from 3-Point Range.....              | 2-0  |
| Shooting Less Than 50% from 3-Point Range.....              | 6-11 |
| Opponent Shoots 50% or Better from 3-Point Range.....       | 0-3  |
| Opponent Shoots Less Than 50% from 3-Point Range.....       | 8-8  |
| Shooting 50% or Better from the Free Throw Line.....        | 8-11 |
| Shooting Less Than 50% from the Free Throw Line.....        | 0-0  |
| Opponent Shoots 50% or Better from the Free Throw Line..... | 7-11 |
| Opponent Shoots Less Than 50% from the Free Throw Line..... | 1-0  |
| Shooting More Free Throws Than Opponent.....                | 7-3  |
| Shooting Less Free Throws Than Opponent.....                | 1-8  |
| Free Throws are Tied.....                                   | 0-0  |
| Southeast's Starters Outscore Opponent's Starters.....      | 6-2  |
| Opponent's Starters Outscore Southeast's Starters.....      | 2-9  |
| Starter Scoring is Tied.....                                | 0-1  |
| Bench Outscores Opponent.....                               | 2-5  |
| Opponent Bench Outscores Southeast.....                     | 6-4  |
| Bench Scoring is Tied.....                                  | 0-2  |
| Bench Contributes Double Figures in Points.....             | 8-11 |
| No Redhawk Players Score Double Figures.....                | 0-0  |
| Two Redhawk Players Score Double Figures.....               | 0-0  |
| 3+ Redhawk Players Score Double Figures.....                | 8-10 |
| Outrebounding an Opponent.....                              | 4-4  |
| Opponent Outrebounds Southeast.....                         | 4-5  |
| Rebounds are Tied.....                                      | 0-2  |
| Getting 10+ Assists.....                                    | 7-9  |
| Getting 10+ Steals.....                                     | 1-1  |
| Getting 5+ Blocks.....                                      | 1-1  |
| Forcing more Turnovers than Opponent.....                   | 5-2  |
| Committing more Turnovers than Opponent.....                | 3-7  |
| Turnovers are Tied.....                                     | 0-2  |

# Southeast Missouri State REDHAWKS

## PLAYER PROFILES



### LEDARRIUS BREWER

Guard

6-5 / 200 / Freshman (1)

Meridian, Miss.

Meridian

25

**2017-18:** Named to the Mayan Division Cancun Challenge All-Tournament Team...Averages 13.3 points per game as Southeast's second-leading scorer...Came off the bench to score 14 points as one of four Redhawks in double figures vs. Missouri Baptist (11/10) and followed that up with 20 points at Louisiana Tech (11/13)...Dropped in 20 points in his first career start vs. Cal State Northridge (11/21)...Leads the team with 45 three-pointers made...Made at least one 3-pointer in all but two games...Drained a season-high six 3-pointers and scored 21 points in his Ohio Valley Conference debut vs. Belmont (12/28)...Knocked down three 3-pointers and scored 19 points at Murray State (1/4)...Ranks 17th in the Ohio Valley Conference in scoring and ninth in 3-point field goals made...Started 15 of the last 16 games, including each of the last 14...Scored double figures on 13 occasions...Pitched in 10 or more points in seven of his last eight starts, including the last six in a row...Ranks seventh in the OVC with 17.2 points per game in league play.

**Prep:** Averaged 15 points and seven rebounds per game, leading Meridian High School to a 30-2 record and 6A state title as a senior...Notched three 28-point games as the Wildcats' top scorer...Three-year varsity starter who earned all-state, all-district and all-region honors, and was a Mississippi/Alabama All-Star...Selected All-Mississippi Dandy Dozen, Mississippi's most prestigious basketball list.

#### BREWER'S GAME-BY-GAME STATISTICS

| 2017-18               | FG   | 3P   | FT  | O/D | REB | E | PTS | A | TO | B | S | M  |
|-----------------------|------|------|-----|-----|-----|---|-----|---|----|---|---|----|
| Missouri Baptist      | 4-10 | 3-6  | 3-4 | 0/5 | 5   | 2 | 14  | 3 | 1  | 0 | 2 | 26 |
| at Louisiana Tech     | 7-14 | 4-8  | 2-2 | 2/4 | 6   | 3 | 20  | 1 | 2  | 1 | 1 | 31 |
| at Evansville         | 3-12 | 2-8  | 0-2 | 0/3 | 3   | 5 | 8   | 1 | 3  | 2 | 0 | 25 |
| vs. CSUN*             | 6-15 | 4-8  | 4-5 | 0/2 | 2   | 1 | 20  | 3 | 1  | 1 | 1 | 32 |
| vs. Montana State     | 4-8  | 1-5  | 0-0 | 0/2 | 2   | 5 | 9   | 0 | 3  | 0 | 1 | 25 |
| N.C. Central*         | 3-12 | 1-4  | 2-2 | 1/1 | 2   | 4 | 9   | 0 | 2  | 0 | 1 | 28 |
| Hannibal-LaGrange*    | 6-9  | 2-3  | 1-2 | 0/3 | 3   | 1 | 15  | 2 | 2  | 0 | 1 | 26 |
| at N.C. Central*      | 5-13 | 1-4  | 1-3 | 1/3 | 4   | 1 | 12  | 3 | 1  | 0 | 1 | 32 |
| UMKC*                 | 4-11 | 1-4  | 0-0 | 1/0 | 1   | 2 | 9   | 1 | 0  | 1 | 0 | 16 |
| at Southern Illinois* | 4-8  | 2-4  | 3-3 | 0/3 | 3   | 1 | 13  | 2 | 0  | 0 | 1 | 25 |
| at Kansas State*      | 0-5  | 0-2  | 0-0 | 0/4 | 4   | 2 | 0   | 2 | 0  | 0 | 1 | 22 |
| Bradley*              | 4-9  | 3-6  | 2-2 | 0/7 | 7   | 4 | 13  | 2 | 4  | 0 | 1 | 31 |
| at Saint Louis*       | 4-12 | 0-2  | 0-0 | 1/1 | 2   | 1 | 8   | 1 | 2  | 0 | 2 | 23 |
| Belmont*              | 7-11 | 6-9  | 1-2 | 0/0 | 0   | 3 | 21  | 1 | 2  | 0 | 0 | 22 |
| Tennessee State*      | 7-18 | 2-12 | 0-1 | 0/6 | 6   | 1 | 16  | 1 | 0  | 3 | 1 | 30 |
| at Murray State*      | 7-13 | 3-8  | 2-3 | 1/2 | 3   | 2 | 19  | 1 | 0  | 0 | 0 | 33 |
| at Austin Peay*       | 5-15 | 4-9  | 4-6 | 0/1 | 1   | 2 | 18  | 1 | 1  | 1 | 2 | 38 |
| Morehead State*       | 4-8  | 2-6  | 6-7 | 0/3 | 3   | 3 | 16  | 1 | 2  | 0 | 1 | 33 |
| Eastern Kentucky*     | 4-12 | 4-10 | 1-2 | 0/5 | 5   | 1 | 13  | 1 | 3  | 0 | 2 | 34 |
| at SIU Edwardsville   |      |      |     |     |     |   |     |   |    |   |   |    |
| at Eastern Illinois   |      |      |     |     |     |   |     |   |    |   |   |    |
| at Tennessee Tech     |      |      |     |     |     |   |     |   |    |   |   |    |
| at Jacksonville State |      |      |     |     |     |   |     |   |    |   |   |    |
| Murray State          |      |      |     |     |     |   |     |   |    |   |   |    |
| Austin Peay           |      |      |     |     |     |   |     |   |    |   |   |    |
| at Morehead State     |      |      |     |     |     |   |     |   |    |   |   |    |
| at UT Martin          |      |      |     |     |     |   |     |   |    |   |   |    |
| Eastern Illinois      |      |      |     |     |     |   |     |   |    |   |   |    |
| SIU Edwardsville      |      |      |     |     |     |   |     |   |    |   |   |    |
| at Eastern Kentucky   |      |      |     |     |     |   |     |   |    |   |   |    |
| UT Martin             |      |      |     |     |     |   |     |   |    |   |   |    |

\* - Game Started

#### 2017-18 SEASON/CAREER-HIGHS


|                           |    |   |
|---------------------------|----|---|
| Points .....              | 21 | vs. Belmont (12/28/17)                  |
| Total Rebounds .....      | 7  | vs. Bradley (12/20/17)                  |
| Offensive .....           | 2  | at Louisiana Tech (11/13/17)            |
| Defensive .....           | 7  | vs. Bradley (12/20/17)                  |
| FG Made .....             | 7  | 4x, last at Murray State (1/4/18)       |
| FG Attempted.....         | 18 | vs. Tennessee State (12/31/17)          |
| 3-Point FG Made.....      | 6  | vs. Belmont (12/28/17)                  |
| 3-Point FG Attempted..... | 12 | vs. Tennessee State (12/31/17)          |
| FT Made.....              | 6  | vs. Morehead State (1/11/18)            |
| FT Attempted.....         | 7  | vs. Morehead State (1/11/18)            |
| Assists .....             | 3  | 3x, last at N.C. Central (12/2/17)      |
| Blocks.....               | 3  | vs. Tennessee State (12/31/17)          |
| Steals.....               | 2  | 3x, last vs. Eastern Kentucky (1/13/18) |
| Minutes .....             | 38 | at Austin Peay (1/6/18)                 |

#### CAREER STATISTICS AT SOUTHEAST MISSOURI

| Overall                           |       |     |      |        |      |          |      |        |      |     |     |     |     |    |    |    |    |     |     |     |      |
|-----------------------------------|-------|-----|------|--------|------|----------|------|--------|------|-----|-----|-----|-----|----|----|----|----|-----|-----|-----|------|
| Season                            | G-GS  | Min | Avg  | FG-FGA | Pct  | 3FG-3FGA | Pct  | FT-FTA | Pct  | Off | Def | Tot | Avg | PF | FO | A  | TO | Blk | Stl | Pts | Avg  |
| 2017-18                           | 19-15 | 532 | 28.0 | 88-215 | .409 | 45-118   | .381 | 32-46  | .696 | 7   | 55  | 62  | 3.3 | 44 | 2  | 27 | 29 | 9   | 19  | 253 | 13.3 |
| Ohio Valley Conference Games Only |       |     |      |        |      |          |      |        |      |     |     |     |     |    |    |    |    |     |     |     |      |
| Season                            | G-GS  | Min | Avg  | FG-FGA | Pct  | 3FG-3FGA | Pct  | FT-FTA | Pct  | Off | Def | Tot | Avg | PF | FO | A  | TO | Blk | Stl | Pts | Avg  |
| 2017-18                           | 6-6   | 190 | 31.7 | 34-77  | .442 | 21-54    | .389 | 14-21  | .667 | 1   | 17  | 18  | 3.0 | 12 | 0  | 6  | 8  | 4   | 6   | 103 | 17.2 |

# Southeast Missouri State REDHAWKS

## PLAYER PROFILES



### JUSTIN CARPENTER

Forward

6-9 / 230 / Freshman (1)

Mt. Carmel, Ill.

Mt. Carmel

20

**2017-18:** Missed the Southern Illinois (12/9) game due to a concussion... Scored double figures for the first time in his college career when he came off the bench to drop in 17 points and pull down six rebounds in 32 minutes at Louisiana Tech (11/13)...Put up 10 of his points in the first half...Averages 8.3 points and 4.9 rebounds per game...Ranks third on the team in rebounding and is second in field goal percentage (.513)...Missed Southeast's two exhibition games with a knee injury and returned for the Redhawks season-opener vs. Missouri Baptist (11/10)...Ranks 14th in the Ohio Valley Conference in field goal percentage...Turned in a double-double 14 points and 11 rebounds in his first career start vs. N.C. Central (11/26)... Notched a season-high 20 points and pulled down six rebounds at N.C. Central (12/2)...Picked up his team-high second double-double with 14 points and 11 boards vs. UMKC (12/6)...Scored double figures in six games and started 11 of the last 14 contests.

**Prep:** Honorable mention Class 2A All-State pick as a senior at Mt. Carmel High School...Averaged 18.1 points and 8.3 rebounds per game leading Mt. Carmel to an Illinois Class 2A regional title as a junior...All-Conference selection...Achieved success with the Pocket City non-scholastic basketball program.

#### CARPENTER'S GAME-BY-GAME STATISTICS

| 2017-18               | FG   | 3P  | FT  | O/D | REB | E | PTS | A | TO | B | S | M  |
|-----------------------|------|-----|-----|-----|-----|---|-----|---|----|---|---|----|
| Missouri Baptist      | 2-2  | 0-0 | 0-0 | 0/2 | 2   | 1 | 4   | 2 | 1  | 0 | 1 | 10 |
| at Louisiana Tech     | 7-9  | 0-1 | 3-5 | 2/4 | 6   | 3 | 17  | 0 | 0  | 1 | 0 | 32 |
| at Evansville         | 1-4  | 0-1 | 0-0 | 0/1 | 1   | 3 | 2   | 0 | 3  | 1 | 0 | 14 |
| vs. CSUN              | 4-5  | 1-1 | 0-0 | 2/3 | 5   | 3 | 9   | 0 | 1  | 1 | 0 | 9  |
| vs. Montana State     | 3-6  | 0-1 | 3-4 | 4/4 | 8   | 4 | 9   | 1 | 2  | 0 | 1 | 25 |
| N.C. Central*         | 5-10 | 1-2 | 3-5 | 4/7 | 11  | 3 | 14  | 1 | 0  | 0 | 1 | 27 |
| Hannibal-LaGrange*    | 2-4  | 0-0 | 2-2 | 0/4 | 4   | 3 | 6   | 0 | 2  | 1 | 1 | 20 |
| at N.C. Central*      | 8-8  | 1-1 | 3-3 | 1/5 | 6   | 3 | 20  | 3 | 1  | 0 | 1 | 26 |
| UMKC*                 | 5-12 | 0-1 | 4-6 | 5/6 | 11  | 0 | 14  | 2 | 1  | 3 | 1 | 25 |
| at Southern Illinois  | DNP  | -   | -   | -   | -   | - | -   | - | -  | - | - | -  |
| at Kansas State*      | 6-13 | 0-3 | 1-1 | 3/1 | 4   | 0 | 13  | 2 | 1  | 0 | 1 | 27 |
| Bradley*              | 3-5  | 0-0 | 0-2 | 2/1 | 3   | 4 | 6   | 0 | 2  | 0 | 0 | 17 |
| at Saint Louis*       | 0-5  | 0-1 | 4-4 | 2/5 | 7   | 1 | 4   | 1 | 0  | 1 | 0 | 18 |
| Belmont*              | 2-7  | 0-1 | 0-0 | 2/0 | 2   | 2 | 4   | 0 | 0  | 0 | 0 | 19 |
| Tennessee State*      | 5-8  | 2-3 | 2-2 | 0/2 | 2   | 4 | 14  | 1 | 1  | 1 | 0 | 25 |
| at Murray State*      | 2-6  | 0-1 | 1-2 | 1/3 | 4   | 2 | 5   | 1 | 3  | 0 | 0 | 29 |
| at Austin Peay*       | 1-3  | 0-0 | 0-0 | 1/1 | 2   | 3 | 2   | 1 | 2  | 0 | 1 | 15 |
| Morehead State        | 0-1  | 0-1 | 2-2 | 2/2 | 4   | 3 | 2   | 0 | 3  | 0 | 0 | 13 |
| Eastern Kentucky      | 2-5  | 0-0 | 0-1 | 3/4 | 7   | 4 | 4   | 0 | 1  | 0 | 1 | 22 |
| at SIU Edwardsville   |      |     |     |     |     |   |     |   |    |   |   |    |
| at Eastern Illinois   |      |     |     |     |     |   |     |   |    |   |   |    |
| at Tennessee Tech     |      |     |     |     |     |   |     |   |    |   |   |    |
| at Jacksonville State |      |     |     |     |     |   |     |   |    |   |   |    |
| Murray State          |      |     |     |     |     |   |     |   |    |   |   |    |
| Austin Peay           |      |     |     |     |     |   |     |   |    |   |   |    |
| at Morehead State     |      |     |     |     |     |   |     |   |    |   |   |    |
| at UT Martin          |      |     |     |     |     |   |     |   |    |   |   |    |
| Eastern Illinois      |      |     |     |     |     |   |     |   |    |   |   |    |
| SIU Edwardsville      |      |     |     |     |     |   |     |   |    |   |   |    |
| at Eastern Kentucky   |      |     |     |     |     |   |     |   |    |   |   |    |
| UT Martin             |      |     |     |     |     |   |     |   |    |   |   |    |

\* - Game Started

#### 2017-18 SEASON/CAREER-HIGHS

|                            |    |   |
|----------------------------|----|---|
| Points .....               | 20 | at N.C. Central (12/2/17)               |
| Total Rebounds .....       | 11 | 2x, last vs. UMKC (12/6/17)             |
| Offensive .....            | 5  | vs. UMKC (12/6/17)                      |
| Defensive .....            | 7  | vs. N.C. Central (11/26/17)             |
| FG Made .....              | 8  | at N.C. Central (12/2/17)               |
| FG Attempted .....         | 10 | vs. N.C. Central (11/26/17)             |
| 3-Point FG Made .....      | 2  | vs. Tennessee State (12/31/17)          |
| 3-Point FG Attempted ..... | 3  | 2x, last vs. Tennessee State (12/31/17) |
| FT Made .....              | 4  | 2x, last at Saint Louis (12/22/17)      |
| FT Attempted .....         | 6  | vs. UMKC (12/6/17)                      |
| Assists .....              | 3  | at N.C. Central (12/2/17)               |
| Blocks .....               | 3  | vs. UMKC (12/6/17)                      |
| Steals .....               | 1  | 9x, last vs. Eastern Kentucky (1/13/18) |
| Minutes .....              | 32 | at Louisiana Tech (11/13/17)            |

#### CAREER STATISTICS AT SOUTHEAST MISSOURI

| Overall                           |       |     |      |        |      |          |      |        |      |     |     |     |     |    |    |    |    |     |     |     |     |
|-----------------------------------|-------|-----|------|--------|------|----------|------|--------|------|-----|-----|-----|-----|----|----|----|----|-----|-----|-----|-----|
| Season                            | G-GS  | Min | Avg  | FG-FGA | Pct  | 3FG-3FGA | Pct  | FT-FTA | Pct  | Off | Def | Tot | Avg | PF | FO | A  | TO | Blk | Stl | Pts | Avg |
| 2017-18                           | 18-11 | 377 | 20.9 | 58-113 | .513 | 5-18     | .278 | 28-39  | .718 | 34  | 55  | 89  | 4.9 | 46 | 0  | 15 | 24 | 9   | 9   | 149 | 8.3 |
| Ohio Valley Conference Games Only |       |     |      |        |      |          |      |        |      |     |     |     |     |    |    |    |    |     |     |     |     |
| Season                            | G-GS  | Min | Avg  | FG-FGA | Pct  | 3FG-3FGA | Pct  | FT-FTA | Pct  | Off | Def | Tot | Avg | PF | FO | A  | TO | Blk | Stl | Pts | Avg |
| 2017-18                           | 6-4   | 123 | 20.5 | 12-30  | .400 | 2-6      | .333 | 5-7    | .714 | 9   | 12  | 21  | 3.5 | 18 | 0  | 3  | 10 | 1   | 2   | 31  | 5.2 |

# Southeast Missouri State REDHAWKS

## PLAYER PROFILES



**KHALIL CUFFEE**

Guard  
6-4 / 210 / Freshman (1)  
Fairburn, Ga.  
Langston Hughes

10

Outstanding shooter who also possesses the ability to shot fake and go make plays...Similar to Denzel Mahoney in that he comes into the Southeast program with a college ready body...Will redshirt the 2017-18 campaign.

**Prep:** Boasted a 14.2 points per game average as a senior at Langston Hughes High School...Averaged double figures in the scoring column each of his final three varsity seasons...Scored a career-best 18.5 points a game as a sophomore...Finished his prep career with 1,372 points, 195 three-pointers made, 261 rebounds, 136 assists, 72 steals and nine blocks... Played a total of 95 career games and shot 45 percent (470-of-1048) from the field...Left Langston Hughes as the school's all-time leading scorer... Played with the Georgia Stars AAU program.

| CUFFEE'S GAME-BY-GAME STATISTICS |     |    |    |     |     |   |     |   |    |   |   |   |  |
|----------------------------------|-----|----|----|-----|-----|---|-----|---|----|---|---|---|--|
| 2017-18                          | FG  | 3P | FT | O/D | REB | E | PTS | A | TO | B | S | M |  |
| Missouri Baptist                 | DNP | -  | -  | -   | -   | - | -   | - | -  | - | - | - |  |
| at Louisiana Tech                | DNP | -  | -  | -   | -   | - | -   | - | -  | - | - | - |  |
| at Evansville                    | DNP | -  | -  | -   | -   | - | -   | - | -  | - | - | - |  |
| vs. CSUN                         | DNP | -  | -  | -   | -   | - | -   | - | -  | - | - | - |  |
| vs. Montana State                | DNP | -  | -  | -   | -   | - | -   | - | -  | - | - | - |  |
| N.C. Central                     | DNP | -  | -  | -   | -   | - | -   | - | -  | - | - | - |  |
| Hannibal-LaGrange                | DNP | -  | -  | -   | -   | - | -   | - | -  | - | - | - |  |
| at N.C. Central                  | DNP | -  | -  | -   | -   | - | -   | - | -  | - | - | - |  |
| UMKC                             | DNP | -  | -  | -   | -   | - | -   | - | -  | - | - | - |  |
| at Southern Illinois             | DNP | -  | -  | -   | -   | - | -   | - | -  | - | - | - |  |
| at Kansas State                  | DNP | -  | -  | -   | -   | - | -   | - | -  | - | - | - |  |
| Bradley                          | DNP | -  | -  | -   | -   | - | -   | - | -  | - | - | - |  |
| at Saint Louis                   | DNP | -  | -  | -   | -   | - | -   | - | -  | - | - | - |  |
| Belmont                          | DNP | -  | -  | -   | -   | - | -   | - | -  | - | - | - |  |
| Tennessee State                  | DNP | -  | -  | -   | -   | - | -   | - | -  | - | - | - |  |
| at Murray State                  | DNP | -  | -  | -   | -   | - | -   | - | -  | - | - | - |  |
| at Austin Peay                   | DNP | -  | -  | -   | -   | - | -   | - | -  | - | - | - |  |
| Morehead State                   | DNP | -  | -  | -   | -   | - | -   | - | -  | - | - | - |  |
| Eastern Kentucky                 | DNP | -  | -  | -   | -   | - | -   | - | -  | - | - | - |  |
| at SIU Edwardsville              |     |    |    |     |     |   |     |   |    |   |   |   |  |
| at Eastern Illinois              |     |    |    |     |     |   |     |   |    |   |   |   |  |
| at Tennessee Tech                |     |    |    |     |     |   |     |   |    |   |   |   |  |
| at Jacksonville State            |     |    |    |     |     |   |     |   |    |   |   |   |  |
| Murray State                     |     |    |    |     |     |   |     |   |    |   |   |   |  |
| Austin Peay                      |     |    |    |     |     |   |     |   |    |   |   |   |  |
| at Morehead State                |     |    |    |     |     |   |     |   |    |   |   |   |  |
| at UT Martin                     |     |    |    |     |     |   |     |   |    |   |   |   |  |
| Eastern Illinois                 |     |    |    |     |     |   |     |   |    |   |   |   |  |
| SIU Edwardsville                 |     |    |    |     |     |   |     |   |    |   |   |   |  |
| at Eastern Kentucky              |     |    |    |     |     |   |     |   |    |   |   |   |  |
| UT Martin                        |     |    |    |     |     |   |     |   |    |   |   |   |  |
| * - Game Started                 |     |    |    |     |     |   |     |   |    |   |   |   |  |

| 2017-18 SEASON/CAREER-HIGHS |   |  |  |  |  |  |  |  |  |  |  |  |  |  |  |
|-----------------------------|---|--|--|--|--|--|--|--|--|--|--|--|--|--|--|
| Points .....                | - |  |  |  |  |  |  |  |  |  |  |  |  |  |  |
| Total Rebounds .....        | - |  |  |  |  |  |  |  |  |  |  |  |  |  |  |
| Offensive .....             | - |  |  |  |  |  |  |  |  |  |  |  |  |  |  |
| Defensive .....             | - |  |  |  |  |  |  |  |  |  |  |  |  |  |  |
| FG Made .....               | - |  |  |  |  |  |  |  |  |  |  |  |  |  |  |
| FG Attempted.....           | - |  |  |  |  |  |  |  |  |  |  |  |  |  |  |
| 3-Point FG Made.....        | - |  |  |  |  |  |  |  |  |  |  |  |  |  |  |
| 3-Point FG Attempted.....   | - |  |  |  |  |  |  |  |  |  |  |  |  |  |  |
| FT Made.....                | - |  |  |  |  |  |  |  |  |  |  |  |  |  |  |
| FT Attempted.....           | - |  |  |  |  |  |  |  |  |  |  |  |  |  |  |
| Assists .....               | - |  |  |  |  |  |  |  |  |  |  |  |  |  |  |
| Blocks.....                 | - |  |  |  |  |  |  |  |  |  |  |  |  |  |  |
| Steals.....                 | - |  |  |  |  |  |  |  |  |  |  |  |  |  |  |
| Minutes .....               | - |  |  |  |  |  |  |  |  |  |  |  |  |  |  |


## CAREER STATISTICS AT SOUTHEAST MISSOURI

|                                   |      | Overall |     |        |     |          |     |        |     |     |     |     |     |    |    |   |    |     |     |     |     |
|-----------------------------------|------|---------|-----|--------|-----|----------|-----|--------|-----|-----|-----|-----|-----|----|----|---|----|-----|-----|-----|-----|
| Season                            | G-GS | Min     | Avg | FG-FGA | Pct | 3FG-3FGA | Pct | FT-FTA | Pct | Off | Def | Tot | Avg | PF | FO | A | TO | Blk | Stl | Pts | Avg |
| 2017-18                           |      |         |     |        |     |          |     |        |     |     |     |     |     |    |    |   |    |     |     |     |     |
| Ohio Valley Conference Games Only |      |         |     |        |     |          |     |        |     |     |     |     |     |    |    |   |    |     |     |     |     |
| Season                            | G-GS | Min     | Avg | FG-FGA | Pct | 3FG-3FGA | Pct | FT-FTA | Pct | Off | Def | Tot | Avg | PF | FO | A | TO | Blk | Stl | Pts | Avg |
| 2017-18                           |      |         |     |        |     |          |     |        |     |     |     |     |     |    |    |   |    |     |     |     |     |



# Southeast Missouri State REDHAWKS

## PLAYER PROFILES



### JONATHAN DALTON

Guard

5-10 / 155 / Junior (3)

New Orleans, La. / West Jefferson

Copiah-Lincoln CC

5

**2017-18:** Scored double figures in four games with a career-high 13 points vs. Eastern Kentucky (1/13)...Dished out a career-high 10 assists vs. UMKC (12/6)...Did not have a turnover in four of his starts...Averages 4.7 points and 2.2 rebounds a game...Leads the team and ranks third in the Ohio Valley Conference with 5.3 assists per game...Ranks third in the OVC with 101 total assists...Stands third in the OVC in assist/turnover ratio (2.6) and 14th in minutes played (31.5)...Had five or more assists in 12 games...Made a go-ahead 3-pointer with 5:36 left to play at Austin Peay (1/6)...Pitched in 10 points in a career-high 39 minutes vs. Morehead State (1/11)...Finished with a career-best 13 points vs. Eastern Kentucky (1/13)...Is one of three players in the OVC with over 100 assists.

### DALTON'S GAME-BY-GAME STATISTICS

| 2017-18               | FG  | 3P  | FT  | O/D | REB | E | PTS | A  | TO | B | S | M  |
|-----------------------|-----|-----|-----|-----|-----|---|-----|----|----|---|---|----|
| Missouri Baptist*     | 3-3 | 2-2 | 3-4 | 1/1 | 2   | 3 | 11  | 7  | 0  | 0 | 0 | 32 |
| at Louisiana Tech*    | 1-2 | 0-0 | 0-0 | 0/1 | 1   | 1 | 2   | 7  | 4  | 0 | 2 | 35 |
| at Evansville*        | 2-4 | 0-2 | 0-0 | 2/1 | 3   | 2 | 4   | 5  | 3  | 0 | 3 | 30 |
| vs. CSUN              | 0-0 | 0-0 | 0-0 | 0/0 | 0   | 2 | 0   | 5  | 0  | 0 | 0 | 19 |
| vs. Montana State*    | 3-4 | 1-1 | 5-6 | 0/2 | 2   | 3 | 12  | 6  | 5  | 0 | 1 | 35 |
| N.C. Central*         | 1-3 | 0-1 | 3-4 | 0/3 | 3   | 4 | 5   | 5  | 1  | 0 | 2 | 29 |
| Hannibal-LaGrange*    | 0-1 | 0-1 | 0-0 | 1/2 | 3   | 1 | 0   | 2  | 0  | 0 | 2 | 24 |
| at N.C. Central*      | 1-2 | 0-1 | 1-2 | 2/1 | 3   | 2 | 3   | 5  | 3  | 0 | 1 | 33 |
| UMKC*                 | 0-2 | 0-0 | 3-4 | 1/1 | 2   | 2 | 3   | 10 | 2  | 0 | 2 | 34 |
| at Southern Illinois* | 0-1 | 0-1 | 4-6 | 0/0 | 0   | 1 | 4   | 4  | 0  | 0 | 0 | 34 |
| at Kansas State*      | 2-4 | 1-2 | 0-0 | 0/2 | 2   | 1 | 5   | 4  | 3  | 0 | 1 | 29 |
| Bradley*              | 1-3 | 0-1 | 0-0 | 2/2 | 4   | 2 | 2   | 3  | 1  | 0 | 1 | 37 |
| at Saint Louis*       | 1-1 | 0-0 | 0-0 | 0/3 | 3   | 0 | 2   | 4  | 2  | 0 | 1 | 29 |
| Belmont*              | 1-4 | 0-0 | 1-3 | 0/2 | 2   | 0 | 3   | 6  | 1  | 0 | 2 | 31 |
| Tennessee State*      | 0-2 | 0-1 | 2-2 | 2/1 | 3   | 2 | 2   | 4  | 3  | 0 | 0 | 29 |
| at Murray State*      | 1-3 | 0-0 | 0-0 | 0/0 | 0   | 5 | 2   | 4  | 2  | 0 | 2 | 27 |
| at Austin Peay*       | 3-4 | 1-1 | 0-0 | 2/1 | 3   | 1 | 7   | 9  | 3  | 0 | 0 | 33 |
| Morehead State*       | 4-9 | 1-6 | 1-2 | 0/2 | 2   | 1 | 10  | 6  | 3  | 0 | 1 | 39 |
| Eastern Kentucky*     | 5-8 | 2-4 | 1-2 | 1/2 | 3   | 1 | 13  | 5  | 3  | 0 | 0 | 39 |
| at SIU Edwardsville   |     |     |     |     |     |   |     |    |    |   |   |    |
| at Eastern Illinois   |     |     |     |     |     |   |     |    |    |   |   |    |
| at Tennessee Tech     |     |     |     |     |     |   |     |    |    |   |   |    |
| at Jacksonville State |     |     |     |     |     |   |     |    |    |   |   |    |
| Murray State          |     |     |     |     |     |   |     |    |    |   |   |    |
| Austin Peay           |     |     |     |     |     |   |     |    |    |   |   |    |
| at Morehead State     |     |     |     |     |     |   |     |    |    |   |   |    |
| at UT Martin          |     |     |     |     |     |   |     |    |    |   |   |    |
| Eastern Illinois      |     |     |     |     |     |   |     |    |    |   |   |    |
| SIU Edwardsville      |     |     |     |     |     |   |     |    |    |   |   |    |
| at Eastern Kentucky   |     |     |     |     |     |   |     |    |    |   |   |    |
| UT Martin             |     |     |     |     |     |   |     |    |    |   |   |    |

\* - Game Started

### 2017-18 SEASON-HIGHS

|                           |    |   |
|---------------------------|----|---|
| Points.....               | 13 | vs. Eastern Kentucky (1/13/18)          |
| Total Rebounds.....       | 4  | vs. Bradley (12/20/17)                  |
| Offensive.....            | 2  | 5x, last at Austin Peay (1/6/18)        |
| Defensive.....            | 3  | 2x, last at Saint Louis (12/22/17)      |
| FG Made.....              | 5  | vs. Eastern Kentucky (1/13/18)          |
| FG Attempted.....         | 9  | vs. Morehead State (1/11/18)            |
| 3-Point FG Made.....      | 2  | 2x, last vs. Eastern Kentucky (1/13/18) |
| 3-Point FG Attempted..... | 6  | vs. Morehead State (1/11/18)            |
| FT Made.....              | 5  | vs. Montana State (11/22/17)            |
| FT Attempted.....         | 6  | 2x, last at Southern Illinois (12/9/17) |
| Assists.....              | 10 | vs. UMKC (12/6/17)                      |
| Blocks.....               | -  | -                                       |
| Steals.....               | 3  | at Evansville (11/16/17)                |
| Minutes.....              | 39 | 2x, last vs. Eastern Kentucky (1/13/18) |

### CAREER-HIGHS


|                           |    |   |
|---------------------------|----|---|
| Points.....               | 13 | vs. Eastern Kentucky (1/13/18)          |
| Total Rebounds.....       | 4  | 2x, last vs. Bradley (12/20/17)         |
| Offensive.....            | 2  | 6x, last at Austin Peay (1/6/18)        |
| Defensive.....            | 3  | 2x, last at Saint Louis (12/22/17)      |
| FG Made.....              | 5  | vs. Eastern Kentucky (1/13/18)          |
| FG Attempted.....         | 10 | at Bradley (11/18/16)                   |
| 3-Point FG Made.....      | 2  | 2x, last vs. Eastern Kentucky (1/13/18) |
| 3-Point FG Attempted..... | 6  | vs. Morehead State (1/11/18)            |
| FT Made.....              | 5  | vs. Montana State (11/22/17)            |
| FT Attempted.....         | 6  | 2x, last at Southern Illinois (12/9/17) |
| Assists.....              | 10 | vs. UMKC (12/6/17)                      |
| Blocks.....               | -  | -                                       |
| Steals.....               | 3  | at Evansville (11/16/17)                |
| Minutes.....              | 39 | 2x, last vs. Eastern Kentucky (1/13/18) |

### CAREER STATISTICS AT SOUTHEAST MISSOURI

| Overall                           |       |     |      |        |      |          |      |        |      |     |     |     |     |    |    |     |    |     |     |     |     |
|-----------------------------------|-------|-----|------|--------|------|----------|------|--------|------|-----|-----|-----|-----|----|----|-----|----|-----|-----|-----|-----|
| Season                            | G-GS  | Min | Avg  | FG-FGA | Pct  | 3FG-3FGA | Pct  | FT-FTA | Pct  | Off | Def | Tot | Avg | PF | EQ | A   | TO | Blk | Stl | Pts | Avg |
| 2016-17                           | 30-1  | 388 | 12.9 | 20-60  | .333 | 5-21     | .238 | 9-14   | .643 | 6   | 19  | 25  | 0.8 | 34 | 0  | 41  | 32 | 0   | 11  | 54  | 1.8 |
| 2017-18                           | 19-18 | 598 | 31.5 | 29-60  | .483 | 8-24     | .333 | 24-35  | .686 | 14  | 27  | 41  | 2.2 | 34 | 1  | 101 | 39 | 0   | 21  | 90  | 4.7 |
| Total                             | 49-19 | 986 | 20.1 | 49-120 | .408 | 13-45    | .289 | 33-49  | .673 | 20  | 46  | 66  | 1.3 | 68 | 1  | 142 | 71 | 0   | 32  | 144 | 2.9 |
| Ohio Valley Conference Games Only |       |     |      |        |      |          |      |        |      |     |     |     |     |    |    |     |    |     |     |     |     |
| Season                            | G-GS  | Min | Avg  | FG-FGA | Pct  | 3FG-3FGA | Pct  | FT-FTA | Pct  | Off | Def | Tot | Avg | PF | EQ | A   | TO | Blk | Stl | Pts | Avg |
| 2016-17                           | 16-1  | 201 | 12.6 | 10-21  | .476 | 4-9      | .444 | 4-6    | .667 | 1   | 9   | 10  | 0.6 | 17 | 0  | 20  | 18 | 0   | 6   | 28  | 1.8 |
| 2017-18                           | 6-6   | 198 | 33.0 | 14-30  | .467 | 4-12     | .333 | 5-9    | .556 | 5   | 8   | 13  | 2.2 | 10 | 1  | 34  | 15 | 0   | 5   | 37  | 6.2 |
| Total                             | 22-7  | 399 | 18.1 | 24-51  | .471 | 8-21     | .381 | 9-15   | .600 | 6   | 17  | 23  | 1.0 | 27 | 1  | 54  | 33 | 0   | 11  | 65  | 3.0 |

# Southeast Missouri State REDHAWKS

## PLAYER PROFILES



### DONDRE DUFFUS

Guard

6-3 / 183 / Junior (4)

Palm Beach, Fla. / Boyd Anderson

St. Petersburg College

1

**2017-18:** Missed the first three weeks of the season due to a medical procedure he underwent on Nov. 7...Was cleared to play on Nov. 27...Scored six points in 10 minutes during his first action of the season vs. UMKC (12/6)...It was the first game he played since Nov. 22, 2016...Came off the bench to score eight points, grab five rebounds and get three steals in 17 minutes at Southern Illinois (12/9)...Averages 5.7 points and 1.7 rebounds per game in three appearances off the bench...Is currently out with a blood clot.

### DUFFUS' GAME-BY-GAME STATISTICS

| 2017-18               | FG  | 3P  | FT  | O/D | REB | E | PTS | A | TO | B | S | M  |
|-----------------------|-----|-----|-----|-----|-----|---|-----|---|----|---|---|----|
| Missouri Baptist      | DNP | -   | -   | -   | -   | - | -   | - | -  | - | - | -  |
| at Louisiana Tech     | DNP | -   | -   | -   | -   | - | -   | - | -  | - | - | -  |
| at Evansville         | DNP | -   | -   | -   | -   | - | -   | - | -  | - | - | -  |
| vs. CSUN              | DNP | -   | -   | -   | -   | - | -   | - | -  | - | - | -  |
| vs. Montana State     | DNP | -   | -   | -   | -   | - | -   | - | -  | - | - | -  |
| N.C. Central          | DNP | -   | -   | -   | -   | - | -   | - | -  | - | - | -  |
| Hannibal-LaGrange     | DNP | -   | -   | -   | -   | - | -   | - | -  | - | - | -  |
| at N.C. Central       | DNP | -   | -   | -   | -   | - | -   | - | -  | - | - | -  |
| UMKC                  | 2-5 | 0-1 | 2-2 | 0/0 | 0   | 1 | 6   | 2 | 0  | 0 | 0 | 10 |
| at Southern Illinois  | 2-2 | 1-1 | 3-4 | 0/5 | 5   | 4 | 8   | 0 | 4  | 0 | 3 | 17 |
| at Kansas State       | 1-3 | 1-1 | 0-0 | 0/0 | 0   | 4 | 3   | 1 | 2  | 0 | 0 | 16 |
| Bradley               | DNP | -   | -   | -   | -   | - | -   | - | -  | - | - | -  |
| at Saint Louis        | DNP | -   | -   | -   | -   | - | -   | - | -  | - | - | -  |
| Belmont               | DNP | -   | -   | -   | -   | - | -   | - | -  | - | - | -  |
| Tennessee State       | DNP | -   | -   | -   | -   | - | -   | - | -  | - | - | -  |
| at Murray State       | DNP | -   | -   | -   | -   | - | -   | - | -  | - | - | -  |
| at Austin Peay        | DNP | -   | -   | -   | -   | - | -   | - | -  | - | - | -  |
| Morehead State        | DNP | -   | -   | -   | -   | - | -   | - | -  | - | - | -  |
| Eastern Kentucky      | DNP | -   | -   | -   | -   | - | -   | - | -  | - | - | -  |
| at SIU Edwardsville   |     |     |     |     |     |   |     |   |    |   |   |    |
| at Eastern Illinois   |     |     |     |     |     |   |     |   |    |   |   |    |
| at Tennessee Tech     |     |     |     |     |     |   |     |   |    |   |   |    |
| at Jacksonville State |     |     |     |     |     |   |     |   |    |   |   |    |
| Murray State          |     |     |     |     |     |   |     |   |    |   |   |    |
| Austin Peay           |     |     |     |     |     |   |     |   |    |   |   |    |
| at Morehead State     |     |     |     |     |     |   |     |   |    |   |   |    |
| at UT Martin          |     |     |     |     |     |   |     |   |    |   |   |    |
| Eastern Illinois      |     |     |     |     |     |   |     |   |    |   |   |    |
| SIU Edwardsville      |     |     |     |     |     |   |     |   |    |   |   |    |
| at Eastern Kentucky   |     |     |     |     |     |   |     |   |    |   |   |    |
| UT Martin             |     |     |     |     |     |   |     |   |    |   |   |    |

\* - Game Started

### 2017-18 SEASON-HIGHS

|                            |    |   |
|----------------------------|----|---|
| Points .....               | 8  | at Southern Illinois (12/9/17)          |
| Total Rebounds .....       | 5  | at Southern Illinois (12/9/17)          |
| Offensive .....            | -  | -                                       |
| Defensive .....            | 5  | at Southern Illinois (12/9/17)          |
| FG Made .....              | 2  | 2x, last at Southern Illinois (12/9/17) |
| FG Attempted .....         | 5  | vs. UMKC (12/6/17)                      |
| 3-Point FG Made .....      | 1  | 2x, last at Kansas State (12/16/17)     |
| 3-Point FG Attempted ..... | 1  | 3x, last at Kansas State (12/16/17)     |
| FT Made .....              | 3  | at Southern Illinois (12/9/17)          |
| FT Attempted .....         | 4  | at Southern Illinois (12/9/17)          |
| Assists .....              | 2  | vs. UMKC (12/6/17)                      |
| Blocks .....               | -  | -                                       |
| Steals .....               | 3  | at Southern Illinois (12/9/17)          |
| Minutes .....              | 17 | at Southern Illinois (12/9/17)          |

### CAREER-HIGHS


|                            |    |   |
|----------------------------|----|---|
| Points .....               | 12 | vs. Hannibal-LaGrange (11/13/16)          |
| Total Rebounds .....       | 5  | at Southern Illinois (12/9/17)            |
| Offensive .....            | 1  | 2x, last at Western Illinois (11/16/16)   |
| Defensive .....            | 5  | at Southern Illinois (12/9/17)            |
| FG Made .....              | 5  | 2x, last at Bradley (11/18/16)            |
| FG Attempted .....         | 7  | 2x, last at Bradley (11/18/16)            |
| 3-Point FG Made .....      | 1  | 2x, last at Kansas State (12/16/17)       |
| 3-Point FG Attempted ..... | 1  | 3x, last at Kansas State (12/16/17)       |
| FT Made .....              | 4  | at Western Illinois (11/16/16)            |
| FT Attempted .....         | 6  | at Western Illinois (11/16/16)            |
| Assists .....              | 3  | 2x, last vs. Hannibal-LaGrange (11/13/16) |
| Blocks .....               | 1  | 2x, last vs. Bradley (11/18/16)           |
| Steals .....               | 4  | vs. Hannibal-LaGrange (11/13/16)          |
| Minutes .....              | 22 | at Bradley (11/18/16)                     |

### CAREER STATISTICS AT SOUTHEAST MISSOURI

| Overall                           |      |     |      |        |      |          |      |        |      |     |     |     |     |    |    |   |    |     |     |     |     |
|-----------------------------------|------|-----|------|--------|------|----------|------|--------|------|-----|-----|-----|-----|----|----|---|----|-----|-----|-----|-----|
| Season                            | G-GS | Min | Avg  | FG-FGA | Pct  | 3FG-3FGA | Pct  | FT-FTA | Pct  | Off | Def | Tot | Avg | PF | FO | A | TO | Blk | Stl | Pts | Avg |
| 2016-17                           | 5-3  | 103 | 20.6 | 13-27  | .481 | 0-1      | .000 | 8-10   | .800 | 2   | 9   | 11  | 2.2 | 9  | 0  | 6 | 7  | 2   | 7   | 34  | 6.8 |
| 2017-18                           | 3-0  | 43  | 14.3 | 5-10   | .500 | 2-3      | .667 | 5-6    | .833 | 0   | 5   | 5   | 1.7 | 9  | 0  | 3 | 6  | 0   | 3   | 17  | 5.7 |
| Total                             | 8-3  | 146 | 18.3 | 18-37  | .486 | 2-4      | .500 | 13-16  | .813 | 2   | 14  | 16  | 2.0 | 18 | 0  | 9 | 13 | 2   | 10  | 51  | 6.4 |
| Ohio Valley Conference Games Only |      |     |      |        |      |          |      |        |      |     |     |     |     |    |    |   |    |     |     |     |     |
| Season                            | G-GS | Min | Avg  | FG-FGA | Pct  | 3FG-3FGA | Pct  | FT-FTA | Pct  | Off | Def | Tot | Avg | PF | FO | A | TO | Blk | Stl | Pts | Avg |
| 2017-18                           |      |     |      |        |      |          |      |        |      |     |     |     |     |    |    |   |    |     |     |     |     |

# Southeast Missouri State REDHAWKS

## PLAYER PROFILES



### ISAIAH GABLE

Forward

6-7 / 195 / Freshman (1)

Greenville, Ohio

Greenville

# 13

**2017-18:** Missed the last four games with a fracture in his right foot... Appeared in his first NCAA Division I game vs. Missouri Baptist (11/10)...Saw action in 12 games off the bench...Averages 4.5 points and 1.6 rebounds a game...Scored a season-high nine points on a perfect 3-of-3 three-pointers in 12 minutes at N.C. Central (12/2)...Dropped in eight points and grabbed 10 rebounds in a season-high 19 minutes vs. Hannibal-LaGrange (11/28)... Matched a season-best nine points and three 3-pointers made vs. Bradley (12/20)...Scored eight points off the bench in his Ohio Valley Conference debut vs. Belmont (12/28).

**Prep:** Averaged 21.2 points, 7.4 rebounds and 3.1 assists as Greenville High School's top scorer as a senior...Garnered First-Team Great Western Ohio Conference honors and was a Third-Team Southwest Ohio All-District selection...Earned Division I Academic All-Ohio accolades...Four-year letterman who finished his prep career with 136 three-pointers, most in Greenville High School history...Accumulated a total of 1,184 points which were good for third-most on the school's all-time scoring list.

#### GABLE'S GAME-BY-GAME STATISTICS

| 2017-18               | FG  | 3P  | FT  | O/D  | REB | E | PTS | A | TO | B | S | M  |
|-----------------------|-----|-----|-----|------|-----|---|-----|---|----|---|---|----|
| Missouri Baptist      | 1-3 | 0-2 | 0-0 | 0/0  | 0   | 2 | 2   | 1 | 1  | 0 | 0 | 11 |
| at Louisiana Tech     | DNP | -   | -   | -    | -   | - | -   | - | -  | - | - | -  |
| at Evansville         | 1-3 | 0-1 | 0-0 | 0/2  | 2   | 1 | 2   | 1 | 0  | 0 | 0 | 13 |
| vs. CSUN              | 0-2 | 0-2 | 1-2 | 0/2  | 2   | 1 | 1   | 1 | 1  | 0 | 0 | 10 |
| vs. Montana State     | DNP | -   | -   | -    | -   | - | -   | - | -  | - | - | -  |
| N.C. Central          | 0-0 | 0-0 | 0-0 | 0/0  | 0   | 0 | 0   | 0 | 0  | 0 | 0 | 0+ |
| Hannibal-LaGrange     | 2-4 | 1-3 | 3-4 | 0/10 | 10  | 2 | 8   | 0 | 2  | 0 | 0 | 19 |
| at N.C. Central       | 3-3 | 3-3 | 0-0 | 0/0  | 0   | 1 | 9   | 0 | 0  | 0 | 0 | 12 |
| UMKC                  | 1-2 | 1-1 | 0-0 | 0/0  | 0   | 0 | 3   | 0 | 0  | 0 | 0 | 9  |
| at Southern Illinois  | 2-6 | 2-5 | 0-1 | 0/1  | 1   | 1 | 6   | 0 | 0  | 0 | 0 | 20 |
| at Kansas State       | 1-4 | 0-2 | 0-0 | 0/0  | 0   | 2 | 2   | 0 | 0  | 0 | 0 | 12 |
| Bradley               | 3-5 | 3-4 | 0-0 | 0/1  | 1   | 2 | 9   | 1 | 0  | 0 | 0 | 17 |
| at Saint Louis        | 1-6 | 1-4 | 0-0 | 0/1  | 1   | 2 | 3   | 0 | 2  | 0 | 0 | 17 |
| Belmont               | 2-6 | 1-3 | 3-4 | 1/3  | 4   | 2 | 8   | 0 | 0  | 0 | 0 | 23 |
| Tennessee State       | 2-5 | 1-4 | 0-0 | 0/0  | 0   | 0 | 5   | 1 | 0  | 0 | 0 | 9  |
| at Murray State       | DNP | -   | -   | -    | -   | - | -   | - | -  | - | - | -  |
| at Austin Peay        | DNP | -   | -   | -    | -   | - | -   | - | -  | - | - | -  |
| Morehead State        | DNP | -   | -   | -    | -   | - | -   | - | -  | - | - | -  |
| Eastern Kentucky      | DNP | -   | -   | -    | -   | - | -   | - | -  | - | - | -  |
| at SIU Edwardsville   |     |     |     |      |     |   |     |   |    |   |   |    |
| at Eastern Illinois   |     |     |     |      |     |   |     |   |    |   |   |    |
| at Tennessee Tech     |     |     |     |      |     |   |     |   |    |   |   |    |
| at Jacksonville State |     |     |     |      |     |   |     |   |    |   |   |    |
| Murray State          |     |     |     |      |     |   |     |   |    |   |   |    |
| Austin Peay           |     |     |     |      |     |   |     |   |    |   |   |    |
| at Morehead State     |     |     |     |      |     |   |     |   |    |   |   |    |
| at UT Martin          |     |     |     |      |     |   |     |   |    |   |   |    |
| Eastern Illinois      |     |     |     |      |     |   |     |   |    |   |   |    |
| SIU Edwardsville      |     |     |     |      |     |   |     |   |    |   |   |    |
| at Eastern Kentucky   |     |     |     |      |     |   |     |   |    |   |   |    |
| UT Martin             |     |     |     |      |     |   |     |   |    |   |   |    |

\* - Game Started

#### 2017-18 SEASON/CAREER-HIGHS


|                           |    |   |
|---------------------------|----|---|
| Points .....              | 9  | 2x, last vs. Bradley (12/20/17)         |
| Total Rebounds .....      | 10 | vs. Hannibal-LaGrange (11/28/17)        |
| Offensive .....           | 1  | vs. Belmont (12/28/17)                  |
| Defensive .....           | 10 | vs. Hannibal-LaGrange (11/28/17)        |
| FG Made .....             | 3  | 2x, last vs. Bradley (12/20/17)         |
| FG Attempted.....         | 6  | 3x, last vs. Belmont (12/28/17)         |
| 3-Point FG Made.....      | 3  | 2x, last vs. Bradley (12/20/17)         |
| 3-Point FG Attempted..... | 5  | at Southern Illinois (12/9/16)          |
| FT Made.....              | 3  | 2x, last vs. Belmont (12/28/17)         |
| FT Attempted.....         | 4  | 2x, last vs. Belmont (12/28/17)         |
| Assists .....             | 1  | 5x, last vs. Tennessee State (12/31/17) |
| Blocks.....               | -  | -                                       |
| Steals.....               | -  | -                                       |
| Minutes .....             | 23 | vs. Belmont (12/28/17)                  |

#### CAREER STATISTICS AT SOUTHEAST MISSOURI

| Overall                           |      |     |      |        |      |          |      |        |      |     |     |     |     |    |    |   |    |     |     |     |     |
|-----------------------------------|------|-----|------|--------|------|----------|------|--------|------|-----|-----|-----|-----|----|----|---|----|-----|-----|-----|-----|
| Season                            | G-GS | Min | Avg  | FG-FGA | Pct  | 3FG-3FGA | Pct  | FT-FTA | Pct  | Off | Def | Tot | Avg | PF | FO | A | TO | Blk | Stl | Pts | Avg |
| 2017-18                           | 13-0 | 172 | 13.2 | 19-49  | .388 | 13-34    | .382 | 7-11   | .636 | 1   | 20  | 21  | 1.6 | 16 | 0  | 5 | 6  | 0   | 0   | 58  | 4.5 |
| Ohio Valley Conference Games Only |      |     |      |        |      |          |      |        |      |     |     |     |     |    |    |   |    |     |     |     |     |
| Season                            | G-GS | Min | Avg  | FG-FGA | Pct  | 3FG-3FGA | Pct  | FT-FTA | Pct  | Off | Def | Tot | Avg | PF | FO | A | TO | Blk | Stl | Pts | Avg |
| 2017-18                           | 2-0  | 32  | 16.0 | 4-11   | .364 | 2-7      | .286 | 3-4    | .750 | 1   | 3   | 4   | 2.0 | 2  | 0  | 1 | 0  | 0   | 0   | 13  | 6.5 |

# Southeast Missouri State REDHAWKS

## PLAYER PROFILES



### SKYLER HOGAN

Guard

6-3 / 180 / Sophomore (3)

Melbourne, Fla. / Holy Trinity

Episcopal / Embry-Riddle

22

*Elite and efficient scorer in a very challenging conference at Embry-Riddle, which completed the transition from NAIA to NCAA Division II membership in July...A 4-4 transfer who will sit out the 2017-18 season...Has two years of eligibility remaining.*

**Embry-Riddle:** Played the last two seasons at Embry-Riddle...Led the Eagles with 18.8 points and 8.2 rebounds per game in 2016-17...Was also the team's top 3-point shooter with a 42.8 percent (71-of-166) clip...Scored double figures a total of 21 times with a career-best 40 points in the season-finale against Barry University...Averaged 6.1 points and 5.2 rebounds in 26 games and two starts as a freshman...Notched a season-high 13 points against Palm Beach Atlantic and recorded 13 points and 11 rebounds for his first career double-double vs. Saint Leo that year.

**Prep:** Graduated from Holy Trinity Episcopal Academy...Led Holy Trinity to the FHSAA 4A State Semifinals as a senior, averaging 17.2 points, nine rebounds, three assists and two steals...Helped lead the Tigers to a 26-4 record as a junior.


### HOGAN'S GAME-BY-GAME STATISTICS

| 2017-18               | FG  | 3P | FT | O/D | REB | E | PTS | A | TO | B | S | M |
|-----------------------|-----|----|----|-----|-----|---|-----|---|----|---|---|---|
| Missouri Baptist      | DNP | -  | -  | -   | -   | - | -   | - | -  | - | - | - |
| at Louisiana Tech     | DNP | -  | -  | -   | -   | - | -   | - | -  | - | - | - |
| at Evansville         | DNP | -  | -  | -   | -   | - | -   | - | -  | - | - | - |
| vs. CSUN              | DNP | -  | -  | -   | -   | - | -   | - | -  | - | - | - |
| vs. Montana State     | DNP | -  | -  | -   | -   | - | -   | - | -  | - | - | - |
| N.C. Central          | DNP | -  | -  | -   | -   | - | -   | - | -  | - | - | - |
| Hannibal-LaGrange     | DNP | -  | -  | -   | -   | - | -   | - | -  | - | - | - |
| at N.C. Central       | DNP | -  | -  | -   | -   | - | -   | - | -  | - | - | - |
| UMKC                  | DNP | -  | -  | -   | -   | - | -   | - | -  | - | - | - |
| at Southern Illinois  | DNP | -  | -  | -   | -   | - | -   | - | -  | - | - | - |
| at Kansas State       | DNP | -  | -  | -   | -   | - | -   | - | -  | - | - | - |
| Bradley               | DNP | -  | -  | -   | -   | - | -   | - | -  | - | - | - |
| at Saint Louis        | DNP | -  | -  | -   | -   | - | -   | - | -  | - | - | - |
| Belmont               | DNP | -  | -  | -   | -   | - | -   | - | -  | - | - | - |
| Tennessee State       | DNP | -  | -  | -   | -   | - | -   | - | -  | - | - | - |
| at Murray State       | DNP | -  | -  | -   | -   | - | -   | - | -  | - | - | - |
| at Austin Peay        | DNP | -  | -  | -   | -   | - | -   | - | -  | - | - | - |
| Morehead State        | DNP | -  | -  | -   | -   | - | -   | - | -  | - | - | - |
| Eastern Kentucky      | DNP | -  | -  | -   | -   | - | -   | - | -  | - | - | - |
| at SIU Edwardsville   |     |    |    |     |     |   |     |   |    |   |   |   |
| at Eastern Illinois   |     |    |    |     |     |   |     |   |    |   |   |   |
| at Tennessee Tech     |     |    |    |     |     |   |     |   |    |   |   |   |
| at Jacksonville State |     |    |    |     |     |   |     |   |    |   |   |   |
| Murray State          |     |    |    |     |     |   |     |   |    |   |   |   |
| Austin Peay           |     |    |    |     |     |   |     |   |    |   |   |   |
| at Morehead State     |     |    |    |     |     |   |     |   |    |   |   |   |
| at UT Martin          |     |    |    |     |     |   |     |   |    |   |   |   |
| Eastern Illinois      |     |    |    |     |     |   |     |   |    |   |   |   |
| SIU Edwardsville      |     |    |    |     |     |   |     |   |    |   |   |   |
| at Eastern Kentucky   |     |    |    |     |     |   |     |   |    |   |   |   |
| UT Martin             |     |    |    |     |     |   |     |   |    |   |   |   |

\* - Game Started

# Southeast Missouri State REDHAWKS

## PLAYER PROFILES



### RAY KOWALSKI

Guard

6-3 / 195 / Freshman (2)

Concord, N.C.

Concord

3

**2017-18:** Missed his first game of the season at Kansas State (12/16) with a hamstring injury...Scored double figures for the first time in his career when he finished with 12 points at Louisiana Tech (11/13)...Buried three 3-pointers in 22 minutes against the Bulldogs...Averages 4.5 points and 1.4 rebounds per contest in 16 games and five starts...Scored two points and had one assist in his first career start vs. Missouri Baptist (11/10)...Pitched in 10 points for his second double figure scoring game vs. Cal State Northridge (Nov. 21)...Dropped in a season-high 16 points and buried a season-best 4-of-5 threes vs. UMKC (12/6)...Scored double figures in four games...Added 10 points in 20 minutes vs. Bradley (12/20)...Did not play vs. Morehead State (1/11) and Eastern Kentucky (1/13) due to illness.

### KOWALSKI'S GAME-BY-GAME STATISTICS

| 2017-18               | FG   | 3P  | FT  | Q/D | REB | E | PTS | A | TO | B | S | M  |
|-----------------------|------|-----|-----|-----|-----|---|-----|---|----|---|---|----|
| Missouri Baptist*     | 1-6  | 0-1 | 0-0 | 0/0 | 0   | 3 | 2   | 1 | 1  | 0 | 1 | 16 |
| at Louisiana Tech*    | 4-10 | 3-5 | 1-1 | 1/1 | 2   | 1 | 12  | 1 | 0  | 0 | 0 | 22 |
| at Evansville*        | 2-4  | 1-2 | 0-0 | 0/3 | 3   | 2 | 5   | 0 | 4  | 0 | 0 | 25 |
| vs. CSUN*             | 4-12 | 2-7 | 0-0 | 0/1 | 1   | 0 | 10  | 1 | 0  | 0 | 1 | 29 |
| vs. Montana State*    | 1-4  | 0-2 | 1-1 | 0/0 | 0   | 2 | 3   | 1 | 2  | 0 | 0 | 18 |
| N.C. Central          | 1-2  | 0-1 | 2-2 | 0/1 | 1   | 0 | 4   | 1 | 1  | 0 | 0 | 16 |
| Hannibal-LaGrange     | 1-5  | 0-3 | 0-0 | 0/1 | 1   | 1 | 2   | 1 | 1  | 0 | 1 | 17 |
| at N.C. Central       | 1-3  | 1-2 | 0-0 | 1/2 | 3   | 2 | 3   | 1 | 1  | 0 | 0 | 16 |
| UMKC                  | 5-7  | 4-5 | 2-2 | 1/2 | 3   | 1 | 16  | 1 | 0  | 0 | 0 | 25 |
| at Southern Illinois  | 0-3  | 0-2 | 0-0 | 0/2 | 2   | 1 | 0   | 0 | 0  | 0 | 0 | 17 |
| at Kansas State       | DNP  | -   | -   | -   | -   | - | -   | - | -  | - | - | -  |
| Bradley               | 3-8  | 2-5 | 2-2 | 0/3 | 3   | 0 | 10  | 1 | 0  | 0 | 0 | 20 |
| at Saint Louis        | 0-5  | 0-4 | 0-0 | 0/0 | 0   | 0 | 0   | 1 | 0  | 0 | 0 | 9  |
| Belmont               | 1-3  | 0-2 | 0-0 | 0/0 | 0   | 0 | 2   | 1 | 1  | 0 | 1 | 9  |
| Tennessee State       | 0-2  | 0-2 | 0-0 | 0/2 | 2   | 1 | 0   | 0 | 1  | 0 | 0 | 9  |
| at Murray State       | 1-2  | 1-1 | 0-0 | 1/0 | 1   | 1 | 3   | 1 | 1  | 0 | 0 | 13 |
| at Austin Peay        | 0-0  | 0-0 | 0-0 | 0/0 | 0   | 0 | 0   | 0 | 0  | 0 | 1 | 6  |
| Morehead State        | DNP  | -   | -   | -   | -   | - | -   | - | -  | - | - | -  |
| Eastern Kentucky      | DNP  | -   | -   | -   | -   | - | -   | - | -  | - | - | -  |
| at SIU Edwardsville   |      |     |     |     |     |   |     |   |    |   |   |    |
| at Eastern Illinois   |      |     |     |     |     |   |     |   |    |   |   |    |
| at Tennessee Tech     |      |     |     |     |     |   |     |   |    |   |   |    |
| at Jacksonville State |      |     |     |     |     |   |     |   |    |   |   |    |
| Murray State          |      |     |     |     |     |   |     |   |    |   |   |    |
| Austin Peay           |      |     |     |     |     |   |     |   |    |   |   |    |
| at Morehead State     |      |     |     |     |     |   |     |   |    |   |   |    |
| at UT Martin          |      |     |     |     |     |   |     |   |    |   |   |    |
| Eastern Illinois      |      |     |     |     |     |   |     |   |    |   |   |    |
| SIU Edwardsville      |      |     |     |     |     |   |     |   |    |   |   |    |
| at Eastern Kentucky   |      |     |     |     |     |   |     |   |    |   |   |    |
| UT Martin             |      |     |     |     |     |   |     |   |    |   |   |    |

\* - Game Started

### 2017-18 SEASON/CAREER-HIGHS

|                            |    |                                     |
|----------------------------|----|-------------------------------------|
| Points .....               | 16 | vs. UMKC (12/6/17)                  |
| Total Rebounds .....       | 3  | 4x, last vs. Bradley (12/20/17)     |
| Offensive .....            | 1  | 4x, last at Murray State (1/4/18)   |
| Defensive .....            | 3  | 2x, last vs. Bradley (12/20/17)     |
| FG Made .....              | 5  | vs. UMKC (12/6/17)                  |
| FG Attempted .....         | 12 | vs. Cal State Northridge (11/21/17) |
| 3-Point FG Made .....      | 4  | vs. UMKC (12/6/17)                  |
| 3-Point FG Attempted ..... | 5  | 3x, last vs. Bradley (12/20/17)     |
| FT Made .....              | 2  | 3x, last vs. Bradley (12/20/17)     |
| FT Attempted .....         | 2  | 3x, last vs. Bradley (12/20/17)     |
| Assists .....              | 1  | 12x, last at Murray State (1/4/18)  |
| Blocks .....               | -  | -                                   |
| Steals .....               | 1  | 5x, last at Austin Peay (1/6/18)    |
| Minutes .....              | 29 | vs. Cal State Northridge (11/21/17) |


### CAREER STATISTICS AT SOUTHEAST MISSOURI

| Overall                           |      |            |      |        |      |          |      |        |       |     |     |     |     |    |    |    |    |     |     |     |     |
|-----------------------------------|------|------------|------|--------|------|----------|------|--------|-------|-----|-----|-----|-----|----|----|----|----|-----|-----|-----|-----|
| Season                            | G-GS | Min        | Avg  | FG-FGA | Pct  | 3FG-3FGA | Pct  | FT-FTA | Pct   | Off | Def | Tot | Avg | PF | FO | A  | TO | Blk | Stl | Pts | Avg |
| 2016-17                           | -    | Redshirted | -    | -      | -    | -        | -    | -      | -     | -   | -   | -   | -   | -  | -  | -  | -  | -   | -   | -   | -   |
| 2017-18                           | 16-5 | 267        | 16.7 | 25-76  | .329 | 14-44    | .318 | 8-8    | 1.000 | 4   | 18  | 22  | 1.4 | 15 | 0  | 12 | 13 | 0   | 5   | 72  | 4.5 |
| Total                             | 16-5 | 267        | 16.7 | 25-76  | .329 | 14-44    | .318 | 8-8    | 1.000 | 4   | 18  | 22  | 1.4 | 15 | 0  | 12 | 13 | 0   | 5   | 72  | 4.5 |
| Ohio Valley Conference Games Only |      |            |      |        |      |          |      |        |       |     |     |     |     |    |    |    |    |     |     |     |     |
| Season                            | G-GS | Min        | Avg  | FG-FGA | Pct  | 3FG-3FGA | Pct  | FT-FTA | Pct   | Off | Def | Tot | Avg | PF | FO | A  | TO | Blk | Stl | Pts | Avg |
| 2016-17                           | -    | Redshirted | -    | -      | -    | -        | -    | -      | -     | -   | -   | -   | -   | -  | -  | -  | -  | -   | -   | -   | -   |
| 2017-18                           | 4-0  | 37         | 9.3  | 2-7    | .286 | 1-5      | .200 | 0-0    | .000  | 1   | 2   | 3   | 0.8 | 2  | 0  | 2  | 3  | 0   | 2   | 5   | 1.3 |
| Total                             | 4-0  | 37         | 9.3  | 2-7    | .286 | 1-5      | .200 | 0-0    | .000  | 1   | 2   | 3   | 0.8 | 2  | 0  | 2  | 3  | 0   | 2   | 5   | 1.3 |



# Southeast Missouri State REDHAWKS

## PLAYER PROFILES



### MARK LAROS

Center

6-10 / 223 / Junior (3)

Hengelo, Netherlands/Montessori

College Twente / Mineral Area

42

**2017-18:** Missed four games with mononucleosis...Returned to play six minutes vs. Bradley (12/20)...Ranks fourth on the team with 4.2 rebounds per game and is scoring 4.9 points per contest in 15 games and seven starts...Narrowly missed a double-double with nine points and nine rebounds in his first career start vs. Missouri Baptist (11/10)...Made a near-perfect 4-of-5 field goals and added a block...Played 27 minutes in his first career game at Southeast...Is shooting a team-high 61.1 percent (33-of-54) from the field...Grabbed nine rebounds in two of his starts...Scored double figures for the first time in his career when he finished with 10 points vs. Hannibal-LaGrange (11/28)...Had a season-high 11 points and eight rebounds in his first career Ohio Valley Conference start vs. Morehead State (1/11).

### LAROS' GAME-BY-GAME STATISTICS

| 2017-18               | FG  | 3P  | FT  | O/D | REB | E | PTS | A | TO | B | S | M  |
|-----------------------|-----|-----|-----|-----|-----|---|-----|---|----|---|---|----|
| Missouri Baptist*     | 4-5 | 0-0 | 1-1 | 4/5 | 9   | 2 | 9   | 0 | 3  | 1 | 1 | 27 |
| at Louisiana Tech*    | 2-4 | 0-0 | 1-1 | 4/0 | 4   | 1 | 5   | 0 | 1  | 1 | 1 | 13 |
| at Evansville*        | 0-0 | 0-0 | 1-2 | 0/0 | 0   | 3 | 1   | 0 | 2  | 1 | 0 | 13 |
| vs. CSUN*             | 4-9 | 0-0 | 0-0 | 4/5 | 9   | 2 | 8   | 1 | 3  | 1 | 0 | 24 |
| vs. Montana State*    | 1-1 | 0-0 | 0-0 | 1/2 | 3   | 1 | 2   | 0 | 0  | 1 | 0 | 14 |
| N.C. Central          | 1-2 | 0-0 | 2-2 | 2/2 | 4   | 0 | 4   | 1 | 0  | 0 | 1 | 13 |
| Hannibal-LaGrange     | 5-6 | 0-0 | 0-2 | 3/2 | 5   | 1 | 10  | 0 | 0  | 1 | 1 | 20 |
| at N.C. Central       | DNP | -   | -   | -   | -   | - | -   | - | -  | - | - | -  |
| UMKC                  | DNP | -   | -   | -   | -   | - | -   | - | -  | - | - | -  |
| at Southern Illinois  | DNP | -   | -   | -   | -   | - | -   | - | -  | - | - | -  |
| at Kansas State       | DNP | -   | -   | -   | -   | - | -   | - | -  | - | - | -  |
| Bradley               | 1-1 | 0-0 | 0-0 | 0/0 | 0   | 0 | 2   | 0 | 0  | 0 | 0 | 6  |
| at Saint Louis        | 2-5 | 0-0 | 0-0 | 1/2 | 3   | 1 | 4   | 0 | 1  | 0 | 0 | 15 |
| Belmont               | 2-3 | 0-0 | 0-0 | 3/2 | 5   | 1 | 4   | 0 | 2  | 0 | 0 | 19 |
| Tennessee State       | 0-0 | 0-0 | 0-0 | 1/2 | 3   | 0 | 0   | 0 | 0  | 0 | 0 | 11 |
| at Murray State       | 4-5 | 0-1 | 1-2 | 0/2 | 2   | 0 | 9   | 0 | 1  | 0 | 0 | 8  |
| at Austin Peay        | 1-3 | 0-0 | 0-0 | 2/1 | 3   | 2 | 2   | 0 | 0  | 0 | 0 | 13 |
| Morehead State*       | 5-7 | 0-1 | 1-2 | 3/5 | 8   | 1 | 11  | 1 | 1  | 1 | 1 | 33 |
| Eastern Kentucky*     | 1-3 | 0-1 | 0-0 | 2/3 | 5   | 0 | 2   | 0 | 2  | 1 | 0 | 11 |
| at SIU Edwardsville   |     |     |     |     |     |   |     |   |    |   |   |    |
| at Eastern Illinois   |     |     |     |     |     |   |     |   |    |   |   |    |
| at Tennessee Tech     |     |     |     |     |     |   |     |   |    |   |   |    |
| at Jacksonville State |     |     |     |     |     |   |     |   |    |   |   |    |
| Murray State          |     |     |     |     |     |   |     |   |    |   |   |    |
| Austin Peay           |     |     |     |     |     |   |     |   |    |   |   |    |
| at Morehead State     |     |     |     |     |     |   |     |   |    |   |   |    |
| at UT Martin          |     |     |     |     |     |   |     |   |    |   |   |    |
| Eastern Illinois      |     |     |     |     |     |   |     |   |    |   |   |    |
| SIU Edwardsville      |     |     |     |     |     |   |     |   |    |   |   |    |
| at Eastern Kentucky   |     |     |     |     |     |   |     |   |    |   |   |    |
| UT Martin             |     |     |     |     |     |   |     |   |    |   |   |    |

\* - Game Started

### 2017-18 SEASON/CAREER-HIGHS


|                           |    |  |
|---------------------------|----|--|
| Points .....              | 11 | vs. Morehead State (1/11/18)                 |
| Total Rebounds .....      | 9  | vs. Missouri Baptist (11/10/17)              |
| Offensive .....           | 4  | 3x, last vs. Cal State Northridge (11/21/17) |
| Defensive .....           | 5  | 3x, last vs. Morehead State (1/11/18)        |
| FG Made .....             | 5  | vs. Hannibal-LaGrange (11/28/17)             |
| FG Attempted.....         | 9  | vs. Cal State Northridge (11/21/17)          |
| 3-Point FG Made.....      | -  | -  |
| 3-Point FG Attempted..... | 1  | 2x, last vs. Morehead State (1/11/18)        |
| FT Made.....              | 2  | vs. N.C. Central (11/26/17)                  |
| FT Attempted.....         | 2  | 5x, last vs. Morehead State (1/11/18)        |
| Assists .....             | 1  | 3x, last vs. Morehead State (1/11/18)        |
| Blocks.....               | 1  | 6x, last vs. Eastern Kentucky (1/13/18)      |
| Steals.....               | 1  | 8x, last vs. Morehead State (1/11/18)        |
| Minutes .....             | 33 | vs. Morehead State (1/11/18)                 |

### CAREER STATISTICS AT SOUTHEAST MISSOURI

| Overall                           |      |     |      |        |      |          |      |        |      |     |     |     |     |    |    |   |    |     |     |     |     |
|-----------------------------------|------|-----|------|--------|------|----------|------|--------|------|-----|-----|-----|-----|----|----|---|----|-----|-----|-----|-----|
| Season                            | G-GS | Min | Avg  | FG-FGA | Pct  | 3FG-3FGA | Pct  | FT-FTA | Pct  | Off | Def | Tot | Avg | PF | FO | A | TO | Blk | Stl | Pts | Avg |
| 2017-18                           | 15-7 | 240 | 16.0 | 33-54  | .611 | 0-3      | .000 | 7-12   | .583 | 30  | 33  | 63  | 4.2 | 15 | 0  | 3 | 16 | 8   | 5   | 73  | 4.9 |
| Ohio Valley Conference Games Only |      |     |      |        |      |          |      |        |      |     |     |     |     |    |    |   |    |     |     |     |     |
| Season                            | G-GS | Min | Avg  | FG-FGA | Pct  | 3FG-3FGA | Pct  | FT-FTA | Pct  | Off | Def | Tot | Avg | PF | FO | A | TO | Blk | Stl | Pts | Avg |
| 2017-18                           | 6-2  | 95  | 15.8 | 13-21  | .619 | 0-3      | .000 | 2-4    | .500 | 11  | 15  | 26  | 4.3 | 4  | 0  | 1 | 6  | 2   | 1   | 28  | 4.7 |

# Southeast Missouri State REDHAWKS

## PLAYER PROFILES



### DONNIE LEWIS

Guard

6-1 / 170 / Junior (3)

Lexington, Ky. / Paul Dunbar

Spalding University

15

**2017-18:** Walk-on who played in his first career game vs. Missouri Baptist (11/10)...Tallied five minutes off the bench...Dished out a career-high four assists vs. Tennessee State (12/31)...Appeared in all 19 games...Logged a season-high 20 minutes vs. Tennessee State (12/31)...Scored his first career point on a free throw vs. N.C. Central (11/26)...Made his first career 3-pointer at Murray State (1/4)...Had two points in 25 minutes during his first career start vs. Morehead State (1/11)...Made two big free throws with 31 seconds left to help the Redhawks close out their win against the Eagles...Started each of the last two games.

### LEWIS' GAME-BY-GAME STATISTICS

| 2017-18               | FG  | 3P  | FT  | Q/D | REB | E | PTS | A | TO | B | S | M  |
|-----------------------|-----|-----|-----|-----|-----|---|-----|---|----|---|---|----|
| Missouri Baptist      | 0-0 | 0-0 | 0-0 | 0/0 | 0   | 0 | 0   | 0 | 0  | 0 | 0 | 5  |
| at Louisiana Tech     | 0-0 | 0-0 | 0-0 | 0/0 | 0   | 4 | 0   | 3 | 0  | 0 | 0 | 9  |
| at Evansville         | 0-0 | 0-0 | 0-0 | 0/0 | 0   | 2 | 0   | 0 | 0  | 0 | 1 | 10 |
| vs. CSUN              | 0-0 | 0-0 | 0-0 | 0/1 | 1   | 2 | 0   | 1 | 0  | 0 | 0 | 12 |
| vs. Montana State     | 0-1 | 0-1 | 0-0 | 0/1 | 1   | 1 | 0   | 0 | 0  | 0 | 0 | 5  |
| N.C. Central          | 0-0 | 0-0 | 1-2 | 1/0 | 1   | 0 | 1   | 0 | 0  | 0 | 0 | 9  |
| Hannibal-LaGrange     | 0-0 | 0-0 | 0-0 | 0/0 | 0   | 0 | 0   | 3 | 1  | 0 | 2 | 16 |
| at N.C. Central       | 0-0 | 0-0 | 0-0 | 1/0 | 1   | 1 | 0   | 1 | 0  | 0 | 0 | 7  |
| UMKC                  | 0-0 | 0-0 | 0-0 | 1/1 | 2   | 1 | 0   | 0 | 0  | 0 | 0 | 6  |
| at Southern Illinois  | 0-0 | 0-0 | 0-0 | 0/0 | 0   | 1 | 0   | 0 | 0  | 0 | 0 | 10 |
| at Kansas State       | 0-0 | 0-0 | 0-0 | 0/0 | 0   | 2 | 0   | 2 | 0  | 0 | 1 | 12 |
| Bradley               | 0-0 | 0-0 | 0-0 | 1/0 | 1   | 2 | 0   | 0 | 0  | 0 | 0 | 3  |
| at Saint Louis        | 0-0 | 0-0 | 0-0 | 0/0 | 0   | 1 | 0   | 0 | 1  | 0 | 0 | 18 |
| Belmont               | 0-0 | 0-0 | 0-0 | 0/0 | 0   | 0 | 0   | 1 | 0  | 0 | 1 | 9  |
| Tennessee State       | 0-0 | 0-0 | 0-0 | 1/2 | 3   | 3 | 0   | 4 | 2  | 0 | 1 | 20 |
| at Murray State       | 1-1 | 1-1 | 0-0 | 0/0 | 0   | 3 | 3   | 3 | 3  | 0 | 0 | 16 |
| at Austin Peay        | 0-0 | 0-0 | 0-0 | 0/0 | 0   | 2 | 0   | 2 | 0  | 0 | 0 | 12 |
| Morehead State*       | 0-2 | 0-2 | 2-3 | 0/2 | 2   | 2 | 2   | 2 | 1  | 0 | 0 | 25 |
| Eastern Kentucky*     | 1-1 | 0-0 | 0-0 | 0/0 | 0   | 2 | 2   | 3 | 1  | 0 | 1 | 12 |
| at SIU Edwardsville   |     |     |     |     |     |   |     |   |    |   |   |    |
| at Eastern Illinois   |     |     |     |     |     |   |     |   |    |   |   |    |
| at Tennessee Tech     |     |     |     |     |     |   |     |   |    |   |   |    |
| at Jacksonville State |     |     |     |     |     |   |     |   |    |   |   |    |
| Murray State          |     |     |     |     |     |   |     |   |    |   |   |    |
| Austin Peay           |     |     |     |     |     |   |     |   |    |   |   |    |
| at Morehead State     |     |     |     |     |     |   |     |   |    |   |   |    |
| at UT Martin          |     |     |     |     |     |   |     |   |    |   |   |    |
| Eastern Illinois      |     |     |     |     |     |   |     |   |    |   |   |    |
| SIU Edwardsville      |     |     |     |     |     |   |     |   |    |   |   |    |
| at Eastern Kentucky   |     |     |     |     |     |   |     |   |    |   |   |    |
| UT Martin             |     |     |     |     |     |   |     |   |    |   |   |    |

\* - Game Started

### 2017-18 SEASON/CAREER-HIGHS


|                            |    |   |
|----------------------------|----|---|
| Points .....               | 3  | at Murray State (1/4/18)                |
| Total Rebounds .....       | 3  | vs. Tennessee State (12/31/17)          |
| Offensive .....            | 1  | 4x, last vs. Tennessee State (12/31/17) |
| Defensive .....            | 2  | 2x, last vs. Morehead State (1/11/18)   |
| FG Made .....              | 1  | 2x, last vs. Eastern Kentucky (1/13/18) |
| FG Attempted .....         | 2  | vs. Morehead State (1/11/18)            |
| 3-Point FG Made .....      | 1  | at Murray State (1/4/18)                |
| 3-Point FG Attempted ..... | 2  | vs. Morehead State (1/11/18)            |
| FT Made .....              | 2  | vs. Morehead State (1/11/18)            |
| FT Attempted .....         | 3  | vs. Morehead State (1/11/18)            |
| Assists .....              | 4  | vs. Tennessee State (12/31/17)          |
| Blocks .....               | -  | -                                       |
| Steals .....               | 2  | vs. Hannibal-LaGrange (11/28/17)        |
| Minutes .....              | 25 | vs. Morehead State (1/11/18)            |

### CAREER STATISTICS AT SOUTHEAST MISSOURI

| Overall                           |      |     |      |        |      |          |      |        |      |     |     |     |     |    |    |    |    |     |     |     |     |
|-----------------------------------|------|-----|------|--------|------|----------|------|--------|------|-----|-----|-----|-----|----|----|----|----|-----|-----|-----|-----|
| Season                            | G-GS | Min | Avg  | FG-FGA | Pct  | 3FG-3FGA | Pct  | FT-FTA | Pct  | Off | Def | Tot | Avg | PF | FO | A  | TO | Blk | Stl | Pts | Avg |
| 2017-18                           | 19-2 | 216 | 11.4 | 2-5    | .400 | 1-4      | .250 | 3-5    | .600 | 5   | 7   | 12  | 0.6 | 29 | 0  | 25 | 9  | 0   | 7   | 8   | 0.4 |
| Ohio Valley Conference Games Only |      |     |      |        |      |          |      |        |      |     |     |     |     |    |    |    |    |     |     |     |     |
| Season                            | G-GS | Min | Avg  | FG-FGA | Pct  | 3FG-3FGA | Pct  | FT-FTA | Pct  | Off | Def | Tot | Avg | PF | FO | A  | TO | Blk | Stl | Pts | Avg |
| 2017-18                           | 6-2  | 94  | 15.7 | 2-4    | .500 | 1-3      | .333 | 2-3    | .667 | 1   | 4   | 5   | 0.8 | 12 | 0  | 15 | 7  | 0   | 3   | 7   | 1.2 |

# Southeast Missouri State REDHAWKS

## PLAYER PROFILES



### DENZEL MAHONEY

Guard/Forward

6-4 / 213 / Sophomore (2)

Oviedo, Fla.

Hagerty

# 34

*Southeast's only returning starter...Started 52 consecutive games...Scored double figures in 29 of his last 30 contests dating back to last season...Finished with 10 or more points in 45 career games.*

**2017-18:** Preseason All-Ohio Valley Conference selection...Named to the Mayan Division Cancun Challenge All-Tournament Team...Opened the season with a game-high 21 points, grabbed two rebounds, dished out one assist and had a block in 32 minutes vs. Missouri Baptist (11/10)...Made a perfect 11-of-11 free throws in that game...Three days later, he dropped in 25 points and had seven rebounds at Louisiana Tech (11/13)...Leads the Redhawks and ranks second in the Ohio Valley Conference in scoring with 19.4 points per contest...Is eighth in the league in free throw percentage (.830), seventh in 3-point field goal percentage (.413), 15th in 3-point field goals made (33) and 18th in minutes played (30.1)...Poured in a career-high 27 points vs. Montana State (11/22) and vs. Hannibal-LaGrange (11/28)...Buried a big 3-pointer with 36 seconds left after UMKC pulled to within two points...Answered with another clutch 3-pointer, this time when Southern Illinois (12/9) narrowed Southeast's lead to five...Scored over 20 points for the ninth time when he dropped in 25 vs. Eastern Kentucky (1/13)...Scored double figures in 16-straight games...Opened OVC play with a 19-point effort vs. Belmont (12/28) and his first career double-double of 22 points and 11 rebounds vs. Tennessee State (12/31)...Ranks second in the OVC in scoring in league games with 21 points per game...Scored over 20 points in three-straight starts.

#### 2017-18 SEASON-HIGHS

|                            |    |   |
|----------------------------|----|---|
| Points .....               | 27 | 2x, last vs. Hannibal-LaGrange (11/28/17) |
| Total Rebounds .....       | 11 | vs. Tennessee State (12/31/17)            |
| Offensive .....            | 5  | vs. Belmont (12/28/17)                    |
| Defensive .....            | 8  | vs. Tennessee State (12/31/17)            |
| FG Made .....              | 10 | vs. Montana State (11/22/17)              |
| FG Attempted .....         | 19 | vs. N.C. Central (11/26/17)               |
| 3-Point FG Made .....      | 4  | at Austin Peay (1/6/18)                   |
| 3-Point FG Attempted ..... | 9  | vs. Morehead State (1/11/18)              |
| FT Made .....              | 12 | vs. Tennessee State (12/31/17)            |
| FT Attempted .....         | 13 | vs. Tennessee State (12/31/17)            |
| Assists .....              | 3  | 3x, last vs. Eastern Kentucky (1/13/18)   |
| Blocks .....               | 1  | 5x, last vs. Morehead State (1/11/18)     |
| Steals .....               | 2  | 7x, last vs. Tennessee State (12/31/17)   |
| Minutes .....              | 38 | vs. Eastern Kentucky (1/13/18)            |

#### MAHONEY'S GAME-BY-GAME STATISTICS

| 2017-18               | FG    | 3P  | FT    | O/D | REB | E | PTS | A | TO | B | S | M  |
|-----------------------|-------|-----|-------|-----|-----|---|-----|---|----|---|---|----|
| Missouri Baptist*     | 5-9   | 0-2 | 11-11 | 0/2 | 2   | 1 | 21  | 1 | 2  | 1 | 0 | 32 |
| at Louisiana Tech*    | 9-18  | 1-5 | 6-8   | 3/4 | 7   | 2 | 25  | 3 | 1  | 0 | 1 | 36 |
| at Evansville*        | 1-7   | 1-4 | 0-0   | 0/5 | 5   | 2 | 3   | 1 | 2  | 1 | 1 | 26 |
| vs. CSUN*             | 7-9   | 2-2 | 2-2   | 0/6 | 6   | 3 | 18  | 1 | 1  | 1 | 1 | 23 |
| vs. Montana State*    | 10-14 | 1-2 | 6-8   | 1/5 | 6   | 3 | 27  | 0 | 1  | 0 | 0 | 33 |
| N.C. Central*         | 6-19  | 1-7 | 2-2   | 2/3 | 5   | 4 | 15  | 1 | 2  | 0 | 0 | 33 |
| Hannibal-LaGrange*    | 9-16  | 3-4 | 6-7   | 1/1 | 2   | 1 | 27  | 3 | 0  | 0 | 1 | 24 |
| at N.C. Central*      | 5-9   | 1-1 | 8-11  | 1/4 | 5   | 3 | 19  | 1 | 1  | 0 | 2 | 23 |
| UMKC*                 | 5-7   | 3-3 | 4-5   | 0/3 | 3   | 4 | 17  | 1 | 4  | 0 | 0 | 30 |
| at Southern Illinois* | 6-12  | 3-4 | 3-6   | 2/2 | 4   | 4 | 18  | 0 | 3  | 0 | 1 | 33 |
| at Kansas State*      | 6-9   | 2-3 | 9-9   | 0/1 | 1   | 2 | 23  | 0 | 1  | 0 | 0 | 30 |
| Bradley*              | 3-12  | 1-4 | 10-12 | 1/4 | 5   | 4 | 17  | 1 | 1  | 0 | 0 | 33 |
| at Saint Louis*       | 3-9   | 1-4 | 5-8   | 1/3 | 4   | 2 | 12  | 1 | 1  | 0 | 0 | 30 |
| Belmont*              | 5-13  | 2-5 | 7-10  | 5/3 | 8   | 2 | 19  | 1 | 1  | 0 | 2 | 32 |
| Tennessee State*      | 4-8   | 2-4 | 12-13 | 3/8 | 11  | 1 | 22  | 2 | 2  | 0 | 2 | 34 |
| at Murray State*      | 3-10  | 0-4 | 8-8   | 2/2 | 4   | 5 | 14  | 1 | 1  | 0 | 1 | 27 |
| at Austin Peay*       | 7-11  | 4-6 | 6-6   | 1/5 | 6   | 3 | 24  | 0 | 3  | 1 | 0 | 26 |
| Morehead State*       | 8-15  | 3-9 | 3-5   | 1/3 | 4   | 4 | 22  | 1 | 1  | 1 | 1 | 28 |
| Eastern Kentucky*     | 7-16  | 2-7 | 9-10  | 2/7 | 9   | 3 | 25  | 3 | 3  | 0 | 1 | 38 |
| at SIU Edwardsville   |       |     |       |     |     |   |     |   |    |   |   |    |
| at Eastern Illinois   |       |     |       |     |     |   |     |   |    |   |   |    |
| at Tennessee Tech     |       |     |       |     |     |   |     |   |    |   |   |    |
| at Jacksonville State |       |     |       |     |     |   |     |   |    |   |   |    |
| Murray State          |       |     |       |     |     |   |     |   |    |   |   |    |
| Austin Peay           |       |     |       |     |     |   |     |   |    |   |   |    |
| at Morehead State     |       |     |       |     |     |   |     |   |    |   |   |    |
| at UT Martin          |       |     |       |     |     |   |     |   |    |   |   |    |
| Eastern Illinois      |       |     |       |     |     |   |     |   |    |   |   |    |
| SIU Edwardsville      |       |     |       |     |     |   |     |   |    |   |   |    |
| at Eastern Kentucky   |       |     |       |     |     |   |     |   |    |   |   |    |
| UT Martin             |       |     |       |     |     |   |     |   |    |   |   |    |

\* - Game Started

#### CAREER-HIGHS


|                            |    |                                      |
|----------------------------|----|--------------------------------------|
| Points .....               | 34 | vs. Tennessee State (3/1/17)         |
| Total Rebounds .....       | 11 | vs. Tennessee State (12/31/17)       |
| Offensive .....            | 5  | vs. Belmont (12/28/17)               |
| Defensive .....            | 8  | vs. Tennessee State (12/31/17)       |
| FG Made .....              | 10 | vs. Montana State (11/22/17)         |
| FG Attempted .....         | 19 | 2x, last vs. N.C. Central (11/26/17) |
| 3-Point FG Made .....      | 4  | 3x, last at Austin Peay (1/6/18)     |
| 3-Point FG Attempted ..... | 11 | vs. Tennessee State (3/1/17)         |
| FT Made .....              | 14 | vs. Tennessee State (3/1/17)         |
| FT Attempted .....         | 15 | vs. Tennessee State (3/1/17)         |
| Assists .....              | 6  | vs. Eastern Kentucky (12/31/16)      |
| Blocks .....               | 1  | 6x, last at Austin Peay (1/6/18)     |
| Steals .....               | 3  | at SIU Edwardsville (2/9/17)         |
| Minutes .....              | 44 | vs. Tennessee State (3/1/17)         |

#### CAREER STATISTICS AT SOUTHEAST MISSOURI

| Overall                           |       |      |      |         |      |          |      |         |      |     |     |     |     |     |    |    |    |     |     |
|-----------------------------------|-------|------|------|---------|------|----------|------|---------|------|-----|-----|-----|-----|-----|----|----|----|-----|-----|
| Season                            | G-GS  | Min  | Avg  | FG-FGA  | Pct  | 3FG-3FGA | Pct  | FT-FTA  | Pct  | Off | Def | Tot | Avg | PF  | FO | A  | TO | Blk | Stl |
| 2016-17                           | 33-33 | 976  | 29.6 | 152-339 | .448 | 57-151   | .377 | 132-162 | .815 | 47  | 93  | 140 | 4.2 | 106 | 5  | 40 | 45 | 4   | 23  |
| 2017-18                           | 19-19 | 571  | 30.1 | 109-223 | .489 | 33-80    | .413 | 117-141 | .830 | 26  | 71  | 97  | 5.1 | 53  | 1  | 22 | 31 | 5   | 14  |
| Total                             | 52-52 | 1547 | 29.8 | 261-562 | .464 | 90-231   | .390 | 249-303 | .822 | 73  | 164 | 237 | 4.6 | 159 | 6  | 62 | 76 | 9   | 37  |
| Ohio Valley Conference Games Only |       |      |      |         |      |          |      |         |      |     |     |     |     |     |    |    |    |     |     |
| Season                            | G-GS  | Min  | Avg  | FG-FGA  | Pct  | 3FG-3FGA | Pct  | FT-FTA  | Pct  | Off | Def | Tot | Avg | PF  | FO | A  | TO | Blk | Stl |
| 2016-17                           | 16-16 | 484  | 30.3 | 83-172  | .483 | 32-76    | .421 | 68-83   | .819 | 21  | 52  | 73  | 4.6 | 52  | 2  | 27 | 28 | 1   | 11  |
| 2017-18                           | 6-6   | 185  | 30.8 | 34-73   | .466 | 13-35    | .371 | 45-52   | .865 | 14  | 28  | 42  | 7.0 | 18  | 1  | 8  | 11 | 2   | 7   |
| Total                             | 22-22 | 669  | 30.4 | 117-245 | .478 | 45-111   | .405 | 113-135 | .837 | 35  | 80  | 115 | 5.2 | 70  | 3  | 35 | 39 | 3   | 18  |

# Southeast Missouri State REDHAWKS

## PLAYER PROFILES



### DANIEL SIMMONS

Guard

6-2 / 196 / Senior (4)

Biggersville, Miss. / Biggersville

East Mississippi CC

# 23

**2017-18:** Dropped in 13 points, pulled down two rebounds and dished out two assists in his first career start vs. Missouri Baptist (11/10)...Played 28 minutes against the Spartans...Scored 11 points and had three assists at Louisiana Tech (11/13)...Ranks third on the team in scoring with 11.7 points per game...Netted a career-high 22 points vs. Eastern Kentucky (1/13)...Scored double figures in 11 of his last 15 contests...Is third on the team with 26 three-pointers made...Ranks 25th in the Ohio Valley Conference in scoring and fourth in 3-point field goal percentage (.433).

#### SIMMONS' GAME-BY-GAME STATISTICS

| 2017-18               | FG   | 3P  | FT   | O/D | REB | E | PTS | A | TO | B | S | M  |
|-----------------------|------|-----|------|-----|-----|---|-----|---|----|---|---|----|
| Missouri Baptist*     | 5-12 | 2-4 | 1-1  | 0/2 | 2   | 2 | 13  | 2 | 2  | 0 | 1 | 28 |
| at Louisiana Tech*    | 5-15 | 0-3 | 1-2  | 1/2 | 3   | 4 | 11  | 3 | 1  | 1 | 1 | 34 |
| at Evansville*        | 3-3  | 1-1 | 2-2  | 0/2 | 2   | 1 | 9   | 1 | 0  | 0 | 0 | 16 |
| vs. CSUN*             | 3-6  | 1-2 | 1-2  | 0/6 | 6   | 0 | 8   | 4 | 1  | 0 | 3 | 24 |
| vs. Montana State*    | 3-7  | 1-2 | 5-7  | 0/4 | 4   | 5 | 12  | 1 | 1  | 0 | 1 | 24 |
| N.C. Central          | 4-9  | 1-2 | 6-8  | 2/2 | 4   | 1 | 15  | 2 | 2  | 0 | 2 | 26 |
| Hannibal-LaGrange     | 5-13 | 0-3 | 2-2  | 1/2 | 3   | 1 | 12  | 3 | 1  | 0 | 1 | 21 |
| at N.C. Central       | 4-10 | 2-2 | 0-1  | 0/4 | 4   | 0 | 10  | 3 | 2  | 0 | 1 | 25 |
| UMKC                  | 4-7  | 2-4 | 8-10 | 0/3 | 3   | 1 | 18  | 3 | 1  | 0 | 0 | 21 |
| at Southern Illinois* | 4-11 | 2-6 | 2-4  | 2/4 | 6   | 4 | 12  | 3 | 3  | 0 | 2 | 22 |
| at Kansas State       | 6-15 | 5-9 | 0-0  | 0/1 | 1   | 1 | 17  | 4 | 0  | 0 | 0 | 33 |
| Bradley               | 1-5  | 0-1 | 2-3  | 0/0 | 0   | 1 | 4   | 1 | 1  | 0 | 0 | 11 |
| at Saint Louis        | 3-6  | 2-4 | 0-0  | 1/1 | 2   | 1 | 8   | 2 | 1  | 0 | 0 | 22 |
| Belmont*              | 4-10 | 0-2 | 3-4  | 0/5 | 5   | 2 | 11  | 2 | 4  | 0 | 1 | 28 |
| Tennessee State       | 2-3  | 2-3 | 0-0  | 0/1 | 1   | 2 | 6   | 0 | 2  | 0 | 0 | 12 |
| at Murray State       | 3-8  | 1-1 | 1-1  | 0/3 | 3   | 1 | 8   | 2 | 3  | 0 | 2 | 18 |
| at Austin Peay        | 5-10 | 0-3 | 1-3  | 0/2 | 2   | 3 | 11  | 1 | 1  | 0 | 0 | 22 |
| Morehead State        | 5-9  | 2-4 | 3-4  | 1/2 | 3   | 5 | 15  | 0 | 2  | 0 | 1 | 29 |
| Eastern Kentucky      | 8-12 | 2-4 | 4-6  | 0/3 | 3   | 3 | 22  | 1 | 3  | 0 | 1 | 28 |
| at SIU Edwardsville   |      |     |      |     |     |   |     |   |    |   |   |    |
| at Eastern Illinois   |      |     |      |     |     |   |     |   |    |   |   |    |
| at Tennessee Tech     |      |     |      |     |     |   |     |   |    |   |   |    |
| at Jacksonville State |      |     |      |     |     |   |     |   |    |   |   |    |
| Murray State          |      |     |      |     |     |   |     |   |    |   |   |    |
| Austin Peay           |      |     |      |     |     |   |     |   |    |   |   |    |
| at Morehead State     |      |     |      |     |     |   |     |   |    |   |   |    |
| at UT Martin          |      |     |      |     |     |   |     |   |    |   |   |    |
| Eastern Illinois      |      |     |      |     |     |   |     |   |    |   |   |    |
| SIU Edwardsville      |      |     |      |     |     |   |     |   |    |   |   |    |
| at Eastern Kentucky   |      |     |      |     |     |   |     |   |    |   |   |    |
| UT Martin             |      |     |      |     |     |   |     |   |    |   |   |    |

\* - Game Started

#### 2017-18 SEASON-HIGHS

|                            |    |   |
|----------------------------|----|---|
| Points .....               | 22 | vs. Eastern Kentucky (1/13/18)          |
| Total Rebounds .....       | 6  | 2x, last at Southern Illinois (12/9/17) |
| Offensive .....            | 2  | 2x, last at Southern Illinois (12/9/17) |
| Defensive .....            | 6  | vs. Cal State Northridge (11/21/17)     |
| FG Made .....              | 8  | vs. Eastern Kentucky (1/13/18)          |
| FG Attempted .....         | 15 | 2x, last at Kansas State (12/16/17)     |
| 3-Point FG Made .....      | 5  | at Kansas State (12/16/17)              |
| 3-Point FG Attempted ..... | 9  | at Kansas State (12/16/17)              |
| FT Made .....              | 8  | vs. UMKC (12/6/17)                      |
| FT Attempted .....         | 10 | vs. UMKC (12/6/17)                      |
| Assists .....              | 4  | 2x, last at Kansas State (12/16/17)     |
| Blocks .....               | 1  | at Louisiana Tech (11/13/17)            |
| Steals .....               | 3  | vs. Cal State Northridge (11/21/17)     |
| Minutes .....              | 34 | at Louisiana Tech (11/13/17)            |

#### CAREER-HIGHS


|                            |    |  |
|----------------------------|----|--|
| Points .....               | 22 | vs. Eastern Kentucky (1/13/18)               |
| Total Rebounds .....       | 6  | 2x, last at Southern Illinois (12/9/17)      |
| Offensive .....            | 2  | 3x, last at Southern Illinois (12/9/17)      |
| Defensive .....            | 6  | vs. Cal State Northridge (11/21/17)          |
| FG Made .....              | 8  | vs. Eastern Kentucky (1/13/18)               |
| FG Attempted .....         | 15 | 2x, last at Kansas State (12/16/17)          |
| 3-Point FG Made .....      | 5  | 2x, last at Kansas State (12/16/17)          |
| 3-Point FG Attempted ..... | 10 | at DePaul (12/19/16)                         |
| FT Made .....              | 8  | vs. UMKC (12/6/17)                           |
| FT Attempted .....         | 10 | vs. UMKC (12/6/17)                           |
| Assists .....              | 5  | vs. UT Rio Grande Valley (11/22/16)          |
| Blocks .....               | 1  | 3x, last at Louisiana Tech (11/13/17)        |
| Steals .....               | 3  | 2x, last vs. Cal State Northridge (11/21/17) |
| Minutes .....              | 34 | at Louisiana Tech (11/13/17)                 |

#### CAREER STATISTICS AT SOUTHEAST MISSOURI

| Overall                           |      |     |      |         |      |          |      |        |      |     |     |     |     |    |    |    |    |     |     |     |      |
|-----------------------------------|------|-----|------|---------|------|----------|------|--------|------|-----|-----|-----|-----|----|----|----|----|-----|-----|-----|------|
| Season                            | G-GS | Min | Avg  | FG-FGA  | Pct  | 3FG-3FGA | Pct  | FT-FTA | Pct  | Off | Def | Tot | Avg | PF | FO | A  | TO | Blk | Stl | Pts | Avg  |
| 2016-17                           | 32-0 | 514 | 16.1 | 60-177  | .339 | 28-86    | .326 | 24-37  | .649 | 10  | 53  | 63  | 2.0 | 38 | 0  | 46 | 43 | 2   | 16  | 172 | 5.4  |
| 2017-18                           | 19-7 | 444 | 23.4 | 77-171  | .450 | 26-60    | .433 | 42-60  | .700 | 8   | 49  | 57  | 3.0 | 38 | 2  | 38 | 31 | 1   | 17  | 222 | 11.7 |
| Total                             | 51-7 | 958 | 18.8 | 137-348 | .394 | 54-146   | .370 | 66-97  | .680 | 18  | 102 | 120 | 2.4 | 76 | 2  | 84 | 74 | 3   | 33  | 394 | 7.7  |
| Ohio Valley Conference Games Only |      |     |      |         |      |          |      |        |      |     |     |     |     |    |    |    |    |     |     |     |      |
| Season                            | G-GS | Min | Avg  | FG-FGA  | Pct  | 3FG-3FGA | Pct  | FT-FTA | Pct  | Off | Def | Tot | Avg | PF | FO | A  | TO | Blk | Stl | Pts | Avg  |
| 2016-17                           | 16-0 | 225 | 14.1 | 22-71   | .310 | 10-32    | .313 | 10-12  | .833 | 5   | 27  | 32  | 2.0 | 19 | 0  | 22 | 15 | 2   | 10  | 64  | 4.0  |
| 2017-18                           | 6-1  | 137 | 22.8 | 27-52   | .519 | 7-17     | .412 | 12-18  | .667 | 1   | 16  | 17  | 2.8 | 16 | 1  | 6  | 15 | 0   | 5   | 73  | 12.2 |
| Total                             | 22-1 | 362 | 16.5 | 49-123  | .398 | 17-49    | .347 | 22-30  | .733 | 6   | 43  | 49  | 2.2 | 35 | 1  | 28 | 30 | 2   | 15  | 137 | 6.2  |

# Southeast Missouri State REDHAWKS

## PLAYER PROFILES



### MIŁOS VRANES

Forward

6-7 / 200 / Senior (4)

Belgrade, Serbia / Third Belgrade

N.D. State College of Science

4

**2017-18:** Notched his first career double-double when he finished with 16 points and 10 rebounds at Evansville (Nov. 16)...Scored five points and finished with three rebounds in 13 minutes off the bench vs. Missouri Baptist (11/10)...Added three points in 13 minutes at Louisiana Tech (11/13)...Averages 6.7 points and five rebounds a game...Ranks second on the team in rebounding...Scored three points and had seven boards in his first career start vs. N.C. Central (11/26)...Finished with 10 points and four rebounds at N.C. Central (12/2)...Dropped in 14 points and had six rebounds in 22 minutes at Southern Illinois (12/9)...Started 11 of the last 13 games...Scored double figures for the fifth time when he finished with 10 points at Murray State (1/4)...Turned in his second double-double of the season with 10 points and 10 rebounds against the Racers...Played a career-high 35 minutes at Austin Peay (1/6).

### VRANES' GAME-BY-GAME STATISTICS

| 2017-18               | FG   | 3P  | FT  | O/D | REB | E | PTS | A | TO | B | S | M  |
|-----------------------|------|-----|-----|-----|-----|---|-----|---|----|---|---|----|
| Missouri Baptist      | 2-4  | 1-3 | 0-0 | 0/3 | 3   | 2 | 5   | 0 | 0  | 0 | 1 | 13 |
| at Louisiana Tech     | 1-3  | 1-3 | 0-0 | 0/5 | 5   | 1 | 3   | 2 | 0  | 0 | 0 | 13 |
| at Evansville         | 6-11 | 3-6 | 1-2 | 3/7 | 10  | 3 | 16  | 0 | 1  | 0 | 0 | 28 |
| vs. CSUN              | 0-3  | 0-2 | 0-0 | 0/2 | 2   | 2 | 0   | 0 | 2  | 0 | 1 | 14 |
| vs. Montana State     | 4-6  | 0-1 | 0-0 | 2/2 | 4   | 2 | 8   | 2 | 1  | 0 | 1 | 21 |
| N.C. Central*         | 1-6  | 1-3 | 0-0 | 1/6 | 7   | 2 | 3   | 0 | 4  | 0 | 0 | 19 |
| Hannibal-LaGrange*    | 1-5  | 0-2 | 1-2 | 2/1 | 3   | 1 | 3   | 0 | 0  | 1 | 0 | 13 |
| at N.C. Central*      | 4-7  | 1-2 | 1-2 | 1/3 | 4   | 3 | 10  | 1 | 1  | 2 | 0 | 26 |
| UMKC*                 | 2-5  | 1-3 | 0-1 | 1/6 | 7   | 3 | 5   | 1 | 2  | 1 | 0 | 24 |
| at Southern Illinois* | 4-7  | 2-3 | 4-6 | 2/4 | 6   | 3 | 14  | 0 | 1  | 0 | 1 | 22 |
| at Kansas State*      | 3-4  | 2-3 | 0-0 | 1/5 | 6   | 2 | 8   | 1 | 2  | 0 | 0 | 19 |
| Bradley*              | 2-7  | 0-4 | 0-1 | 1/5 | 6   | 1 | 4   | 2 | 3  | 0 | 1 | 25 |
| at Saint Louis*       | 3-4  | 1-2 | 0-0 | 1/1 | 2   | 2 | 7   | 0 | 1  | 0 | 0 | 19 |
| Belmont               | 0-2  | 0-1 | 0-0 | 1/1 | 2   | 1 | 0   | 1 | 1  | 0 | 0 | 8  |
| Tennessee State*      | 4-7  | 3-6 | 1-2 | 1/5 | 6   | 1 | 12  | 2 | 3  | 0 | 1 | 21 |
| at Murray State*      | 3-7  | 2-4 | 2-4 | 3/7 | 10  | 2 | 10  | 0 | 1  | 0 | 0 | 29 |
| at Austin Peay*       | 2-5  | 2-5 | 1-2 | 1/4 | 5   | 5 | 7   | 0 | 2  | 0 | 0 | 35 |
| Morehead State        | DNP  | -   | -   | -   | -   | - | -   | - | -  | - | - | -  |
| Eastern Kentucky      | 2-3  | 1-2 | 0-0 | 0/2 | 2   | 3 | 5   | 1 | 0  | 0 | 0 | 16 |
| at SIU Edwardsville   |      |     |     |     |     |   |     |   |    |   |   |    |
| at Eastern Illinois   |      |     |     |     |     |   |     |   |    |   |   |    |
| at Tennessee Tech     |      |     |     |     |     |   |     |   |    |   |   |    |
| at Jacksonville State |      |     |     |     |     |   |     |   |    |   |   |    |
| Murray State          |      |     |     |     |     |   |     |   |    |   |   |    |
| Austin Peay           |      |     |     |     |     |   |     |   |    |   |   |    |
| at Morehead State     |      |     |     |     |     |   |     |   |    |   |   |    |
| at UT Martin          |      |     |     |     |     |   |     |   |    |   |   |    |
| Eastern Illinois      |      |     |     |     |     |   |     |   |    |   |   |    |
| SIU Edwardsville      |      |     |     |     |     |   |     |   |    |   |   |    |
| at Eastern Kentucky   |      |     |     |     |     |   |     |   |    |   |   |    |
| UT Martin             |      |     |     |     |     |   |     |   |    |   |   |    |

\* - Game Started

### 2017-18 SEASON-HIGHS

|                            |    |   |
|----------------------------|----|---|
| Points .....               | 16 | at Evansville (11/16/17)                |
| Total Rebounds .....       | 10 | 2x, last at Murray State (1/4/18)       |
| Offensive .....            | 3  | 2x, last at Murray State (1/4/18)       |
| Defensive .....            | 7  | 2x, last at Murray State (1/4/18)       |
| FG Made .....              | 6  | at Evansville (11/16/17)                |
| FG Attempted .....         | 11 | at Evansville (11/16/17)                |
| 3-Point FG Made .....      | 3  | 2x, last vs. Tennessee State (12/31/17) |
| 3-Point FG Attempted ..... | 6  | 2x, last vs. Tennessee State (12/31/17) |
| FT Made .....              | 4  | at Southern Illinois (12/9/17)          |
| FT Attempted .....         | 6  | at Southern Illinois (12/9/17)          |
| Assists .....              | 2  | 4x, last vs. Tennessee State (12/31/17) |
| Blocks .....               | 2  | at N.C. Central (12/2/17)               |
| Steals .....               | 1  | 6x, last vs. Tennessee State (12/31/17) |
| Minutes .....              | 35 | at Austin Peay (1/6/18)                 |

### CAREER-HIGHS

|                            |    |   |
|----------------------------|----|---|
| Points .....               | 16 | at Evansville (11/16/17)                |
| Total Rebounds .....       | 10 | 2x, last at Murray State (1/4/18)       |
| Offensive .....            | 3  | 4x, last at Murray State (1/4/18)       |
| Defensive .....            | 7  | 2x, last at Murray State (1/4/18)       |
| FG Made .....              | 6  | 2x, last at Evansville (11/16/17)       |
| FG Attempted .....         | 11 | 2x, last at Evansville (11/16/17)       |
| 3-Point FG Made .....      | 3  | 2x, last vs. Tennessee State (12/31/17) |
| 3-Point FG Attempted ..... | 6  | 3x, last vs. Tennessee State (12/31/17) |
| FT Made .....              | 4  | 3x, last at Southern Illinois (12/9/17) |
| FT Attempted .....         | 6  | at Southern Illinois (12/9/17)          |
| Assists .....              | 2  | 6x, last vs. Tennessee State (12/31/17) |
| Blocks .....               | 2  | at N.C. Central (12/2/17)               |
| Steals .....               | 3  | 2x, last vs. Central Arkansas (12/1/16) |
| Minutes .....              | 35 | at Austin Peay (1/6/18)                 |

### CAREER STATISTICS AT SOUTHEAST MISSOURI

| Overall                           |       |     |      |         |      |          |      |        |      |     |     |     |     |     |    |    |    |     |     |
|-----------------------------------|-------|-----|------|---------|------|----------|------|--------|------|-----|-----|-----|-----|-----|----|----|----|-----|-----|
| Season                            | G-GS  | Min | Avg  | FG-FGA  | Pct  | 3FG-3FGA | Pct  | FT-FTA | Pct  | Off | Def | Tot | Avg | PF  | FO | A  | TO | Blk | Stl |
| 2016-17                           | 31-0  | 568 | 18.3 | 63-129  | .488 | 28-76    | .368 | 25-39  | .641 | 30  | 71  | 101 | 3.3 | 79  | 3  | 17 | 21 | 2   | 22  |
| 2017-18                           | 18-11 | 365 | 20.3 | 44-96   | .458 | 21-55    | .382 | 11-22  | .500 | 21  | 69  | 90  | 5.0 | 39  | 1  | 13 | 25 | 4   | 6   |
| Total                             | 49-11 | 933 | 19.0 | 107-225 | .476 | 49-131   | .374 | 36-61  | .590 | 51  | 140 | 191 | 3.9 | 118 | 4  | 30 | 46 | 6   | 28  |
| Ohio Valley Conference Games Only |       |     |      |         |      |          |      |        |      |     |     |     |     |     |    |    |    |     |     |
| Season                            | G-GS  | Min | Avg  | FG-FGA  | Pct  | 3FG-3FGA | Pct  | FT-FTA | Pct  | Off | Def | Tot | Avg | PF  | FO | A  | TO | Blk | Stl |
| 2016-17                           | 14-0  | 229 | 16.4 | 26-51   | .510 | 12-30    | .400 | 9-16   | .563 | 13  | 25  | 38  | 2.7 | 38  | 2  | 8  | 5  | 1   | 6   |
| 2017-18                           | 5-3   | 109 | 21.8 | 11-24   | .458 | 8-18     | .444 | 4-8    | .500 | 6   | 19  | 25  | 5.0 | 12  | 1  | 4  | 7  | 0   | 1   |
| Total                             | 19-3  | 338 | 17.8 | 37-75   | .493 | 20-48    | .417 | 13-24  | .542 | 19  | 44  | 63  | 3.3 | 50  | 3  | 12 | 12 | 1   | 7   |



# Southeast Missouri State RED HAWKS

## BOX SCORES

### GAME 1

#### SOUTHEAST MISSOURI 81, MISSOURI BAPTIST 69

Nov. 10, 2017 • Show Me Center • Cape Girardeau, Mo.

##### Missouri Baptist 69

| #                    | Player             | Total |                 |      | 3-Ptr |             |     | Rebounds |          |     | PF       | TP | A | T | Blk | Stl | Min |
|----------------------|--------------------|-------|-----------------|------|-------|-------------|-----|----------|----------|-----|----------|----|---|---|-----|-----|-----|
|                      |                    | FG    | FGA             | FT   | FTA   | Off         | Def | Off      | Def      | Tot |          |    |   |   |     |     |     |
| 01                   | Jahmouri Robinson  | f     | 7-9             | 0-1  | 0-3   | 0           | 0   | 0        | 0        | 14  | 2        | 3  | 0 | 1 | 24  |     |     |
| 12                   | Andrew Howard      | f     | 3-5             | 0-0  | 3-5   | 4           | 3   | 7        | 2        | 9   | 0        | 2  | 0 | 0 | 23  |     |     |
| 13                   | Karson King        | f     | 1-2             | 0-1  | 0-0   | 2           | 1   | 3        | 1        | 2   | 3        | 1  | 0 | 2 | 20  |     |     |
| 22                   | Johnny Benson      | g     | 2-3             | 1-2  | 3-4   | 0           | 2   | 2        | 3        | 8   | 0        | 4  | 0 | 0 | 23  |     |     |
| 33                   | Jesus Castillo     | g     | 2-4             | 2-4  | 0-0   | 0           | 2   | 2        | 0        | 6   | 1        | 1  | 1 | 0 | 12  |     |     |
| 02                   | Joel Baskin        |       | 1-5             | 0-2  | 0-0   | 0           | 0   | 0        | 1        | 2   | 1        | 0  | 1 | 0 | 10  |     |     |
| 03                   | Fitzgerald Hopkins |       | 3-9             | 2-7  | 1-2   | 0           | 0   | 0        | 0        | 9   | 1        | 1  | 1 | 0 | 23  |     |     |
| 04                   | James McKelvin     |       | 2-5             | 2-3  | 2-4   | 0           | 4   | 4        | 2        | 8   | 0        | 2  | 0 | 0 | 22  |     |     |
| 10                   | Hasaan DeCarolis   |       | 0-0             | 0-0  | 0-0   | 0           | 0   | 0        | 0        | 0   | 0        | 0  | 0 | 0 | 0+  |     |     |
| 11                   | Pablo Hernandez    |       | 2-5             | 0-2  | 4-5   | 2           | 4   | 6        | 1        | 8   | 1        | 2  | 0 | 0 | 22  |     |     |
| 21                   | Torrance Littles   |       | 0-0             | 0-0  | 0-0   | 0           | 0   | 0        | 4        | 0   | 0        | 0  | 0 | 0 | 9   |     |     |
| 24                   | Zach Beel          |       | 1-1             | 1-1  | 0-0   | 0           | 1   | 1        | 2        | 3   | 1        | 0  | 1 | 0 | 8   |     |     |
| 32                   | John Yaeger        |       | 0-0             | 0-0  | 0-0   | 0           | 0   | 0        | 0        | 0   | 0        | 0  | 0 | 0 | 4   |     |     |
| Team                 |                    |       |                 |      |       | 3           | 2   | 5        |          | 2   |          |    |   |   |     |     |     |
| Totals               |                    |       | 24-48           | 8-23 | 13-23 | 11          | 19  | 30       | 16       | 69  | 10       | 18 | 4 | 3 | 200 |     |     |
| FG % 1st Half: 11-28 |                    | 39.3% | 2nd half: 13-20 |      | 65.0% | Game: 24-48 |     | 50.0%    | Deadball |     | Rebounds |    | 3 |   |     |     |     |
| 3FG % 1st Half: 4-15 |                    | 26.7% | 2nd half: 4-8   |      | 50.0% | Game: 8-23  |     | 34.8%    |          |     |          |    |   |   |     |     |     |
| FT % 1st Half: 1-5   |                    | 20.0% | 2nd half: 12-18 |      | 66.7% | Game: 13-23 |     | 56.5%    |          |     |          |    |   |   |     |     |     |

##### Southeast Missouri 81 • 1-0

| #                    | Player            | FG    | FGA             | 3-Ptr | FG    | FTA         | Rebounds | Off   | Def      | TP | PF | TP | A | T  | Blk      | Stl | Min |
|----------------------|-------------------|-------|-----------------|-------|-------|-------------|----------|-------|----------|----|----|----|---|----|----------|-----|-----|
| 34                   | MAHONEY, Denzel   | f     | 5-9             | 0-2   | 11-11 | 0           | 2        | 2     | 1        | 21 | 1  | 2  | 1 | 0  | 32       |     |     |
| 42                   | LAROS, Mark       | c     | 4-5             | 0-0   | 1-1   | 4           | 5        | 9     | 2        | 9  | 0  | 3  | 1 | 1  | 27       |     |     |
| 02                   | DALTON, Jonathan  | g     | 3-3             | 2-2   | 3-4   | 1           | 1        | 2     | 3        | 11 | 7  | 0  | 0 | 0  | 32       |     |     |
| 03                   | KOWALSKI, Ray     | g     | 1-6             | 0-1   | 0-0   | 0           | 0        | 0     | 3        | 2  | 1  | 1  | 0 | 1  | 16       |     |     |
| 23                   | SIMMONS, Daniel   | g     | 5-12            | 2-4   | 1-1   | 0           | 2        | 2     | 13       | 2  | 2  | 0  | 1 | 28 |          |     |     |
| 04                   | VRANES, Milos     |       | 2-4             | 1-3   | 0-0   | 0           | 3        | 3     | 2        | 5  | 0  | 0  | 0 | 1  | 13       |     |     |
| 13                   | GABLE, Isaiah     |       | 1-3             | 0-2   | 0-0   | 0           | 0        | 0     | 2        | 2  | 1  | 1  | 0 | 0  | 11       |     |     |
| 15                   | LEWIS, Donnie     |       | 0-0             | 0-0   | 0-0   | 0           | 0        | 0     | 0        | 0  | 0  | 0  | 0 | 0  | 5        |     |     |
| 20                   | CARPENTER, Justin |       | 2-2             | 0-0   | 0-0   | 0           | 2        | 2     | 1        | 4  | 2  | 1  | 0 | 1  | 10       |     |     |
| 25                   | BREWER, Ledarrius |       | 4-10            | 3-6   | 3-4   | 0           | 5        | 5     | 2        | 14 | 3  | 1  | 0 | 2  | 26       |     |     |
| Team                 |                   |       |                 |       |       |             | 3        | 1     | 4        |    |    |    |   |    |          |     |     |
| Totals               |                   |       | 27-54           | 8-20  | 19-21 | 8           | 21       | 29    | 18       | 81 | 17 | 13 | 2 | 7  | 200      |     |     |
| FG % 1st Half: 12-22 |                   | 54.5% | 2nd half: 15-32 |       | 46.9% | Game: 27-54 |          | 50.0% | Deadball |    |    |    |   |    | Rebounds |     |     |
| 3FG % 1st Half: 6-9  |                   | 66.7% | 2nd half: 2-11  |       | 18.2% | Game: 8-20  |          | 40.0% |          |    |    |    |   |    |          |     |     |
| FT % 1st Half: 7-8   |                   | 87.5% | 2nd half: 12-13 |       | 92.3% | Game: 19-21 |          | 90.5% |          |    |    |    |   |    |          |     |     |

Officials: Brett Miles, Kyle Bottoms, Alex Manuel  
Technical fouls: Missouri Baptist-None. Southeast Missouri-None.  
Attendance: 1239

| Score by periods   | 1st | 2nd | Total |
|--------------------|-----|-----|-------|
| Missouri Baptist   | 27  | 42  | 69    |
| Southeast Missouri | 37  | 44  | 81    |

### GAME 2

#### LOUISIANA TECH 96, SOUTHEAST MISSOURI 95 OT

Nov. 13, 2017 • Thomas Assembly Center • Ruston, La.

##### Southeast Missouri 95 • 1-1

| #                    | Player            |   | FG    | FGA             | 3-Ptr | FG | FTA   | Off     | Def | TP | PF    | TP          | A | T | Blk   | Stl      | Min |  |
|----------------------|-------------------|---|-------|-----------------|-------|----|-------|---------|-----|----|-------|-------------|---|---|-------|----------|-----|--|
| 34                   | MAHONEY, Denzel   | f | 9-18  | 1-5             | 6-8   | 3  | 4     | 7       | 2   | 25 | 3     | 1           | 0 | 1 | 36    |          |     |  |
| 42                   | LAROS, Mark       | c | 2-4   | 0-0             | 1-1   | 4  | 0     | 4       | 1   | 5  | 0     | 4           | 1 | 1 | 13    |          |     |  |
| 02                   | DALTON, Jonathan  | g | 1-2   | 0-0             | 0-0   | 0  | 1     | 1       | 1   | 2  | 7     | 4           | 0 | 2 | 35    |          |     |  |
| 03                   | KOWALSKI, Ray     | g | 4-10  | 3-5             | 1-1   | 1  | 1     | 2       | 1   | 11 | 0     | 0           | 0 | 0 | 22    |          |     |  |
| 23                   | SIMMONS, Daniel   | g | 5-15  | 0-3             | 1-2   | 1  | 2     | 3       | 4   | 11 | 3     | 1           | 1 | 1 | 34    |          |     |  |
| 04                   | VRANES, Milos     |   | 1-3   | 1-3             | 0-0   | 0  | 5     | 5       | 1   | 3  | 2     | 0           | 0 | 0 | 13    |          |     |  |
| 15                   | LEWIS, Donnie     |   | 0-0   | 0-0             | 0-0   | 0  | 0     | 0       | 4   | 0  | 3     | 0           | 0 | 0 | 9     |          |     |  |
| 20                   | CARPENTER, Justin |   | 7-9   | 0-1             | 3-5   | 2  | 4     | 6       | 3   | 17 | 0     | 0           | 1 | 0 | 32    |          |     |  |
| 25                   | BREWER, Ledarrius |   | 7-14  | 4-8             | 2-2   | 2  | 4     | 6       | 3   | 20 | 1     | 2           | 1 | 1 | 31    |          |     |  |
| Team                 |                   |   |       |                 |       | 0  | 3     | 3       |     |    |       |             |   |   |       |          |     |  |
| Totals               |                   |   | 36-75 | 9-25            | 14-19 | 13 | 24    | 37      | 20  | 95 | 20    | 9           | 4 | 6 | 225   |          |     |  |
| FG % 1st Half: 15-31 |                   |   | 48.4% | 2nd half: 15-35 |       |    | 42.9% | OT: 6-9 |     |    | 66.7% | Game: 36-75 |   |   | 48.0% | Deadball |     |  |
| 3FG % 1st Half: 3-11 |                   |   | 27.3% | 2nd half: 3-8   |       |    | 37.5% | OT: 3-6 |     |    | 50.0% | Game: 9-25  |   |   | 36.0% | Rebounds |     |  |
| FT % 1st Half: 6-8   |                   |   | 75.0% | 2nd half: 7-8   |       |    | 87.5% | OT: 1-3 |     |    | 33.3% | Game: 14-19 |   |   | 73.7% |          |     |  |

##### Louisiana Tech 96 • 2-0

| #                    | Player             | FG    | FGA             | 3-Ptr | FG    | FTA      | Off | Def   | TP          | PF | TP    | A | T        | Blk | Stl      | Min |
|----------------------|--------------------|-------|-----------------|-------|-------|----------|-----|-------|-------------|----|-------|---|----------|-----|----------|-----|
| 22                   | WASHINGTON, Jy'lan | f     | 3-7             | 1-3   | 0-0   | 0        | 3   | 3     | 1           | 7  | 2     | 0 | 0        | 0   | 0        | 27  |
| 05                   | WHITE, Joniah      | c     | 2-3             | 0-0   | 2-2   | 2        | 3   | 5     | 1           | 6  | 2     | 2 | 3        | 0   | 0        | 29  |
| 00                   | BOYKINS, Jacob     | g     | 3-10            | 1-7   | 2-2   | 1        | 6   | 7     | 4           | 9  | 0     | 0 | 0        | 1   | 0        | 28  |
| 02                   | HARRIS, Jalen      | g     | 7-13            | 1-4   | 11-14 | 1        | 7   | 8     | 2           | 26 | 5     | 3 | 2        | 0   | 0        | 36  |
| 04                   | BRACEY, Daquan     | g     | 8-13            | 1-2   | 3-4   | 0        | 5   | 5     | 2           | 20 | 4     | 4 | 0        | 0   | 0        | 37  |
| 01                   | JEAN, Derric       |       | 4-6             | 2-4   | 4-6   | 0        | 1   | 1     | 3           | 14 | 3     | 0 | 1        | 0   | 0        | 30  |
| 11                   | PEMBERTON, Jacobly |       | 1-1             | 0-0   | 2-2   | 1        | 1   | 2     | 4           | 0  | 0     | 1 | 0        | 1   | 0        | 9   |
| 21                   | CHRISTON, Exavian  |       | 1-3             | 0-1   | 0-0   | 1        | 0   | 1     | 0           | 2  | 0     | 0 | 0        | 0   | 0        | 13  |
| 35                   | POWELL, Oliver     |       | 2-4             | 0-0   | 4-4   | 0        | 4   | 4     | 2           | 8  | 0     | 0 | 1        | 0   | 0        | 16  |
| Team                 |                    |       |                 |       |       |          | 1   | 0     | 1           |    |       |   |          |     |          |     |
| Totals               |                    |       | 31-60           | 6-21  | 28-34 | 7        | 30  | 37    | 17          | 96 | 16    | 9 | 8        | 1   | 225      |     |
| FG % 1st Half: 14-29 |                    | 48.3% | 2nd half: 12-26 |       | 46.2% | OT: 5-5  |     | 100.0 | Game: 31-60 |    | 51.7% |   | Deadball |     | Rebounds |     |
| 3FG % 1st Half: 1-7  |                    | 14.3% | 2nd half: 5-14  |       | 35.7% | OT: 0-0  |     | 0.0%  | Game: 6-21  |    | 28.6% |   |          |     |          |     |
| FT % 1st Half: 10-10 |                    | 100.0 | 2nd half: 11-14 |       | 78.6% | OT: 7-10 |     | 70.0% | Game: 28-34 |    | 82.4% |   |          |     |          |     |

Officials: Ray Natili, Bret Smith, Nomi Kidwai  
Technical fouls: Southeast Missouri-TEAM. Louisiana Tech-None.  
Attendance: 2456

| Score by periods   | 1st | 2nd | OT | Total |
|--------------------|-----|-----|----|-------|
| Southeast Missouri | 39  | 40  | 16 | 95    |
| Louisiana Tech     | 39  | 40  | 17 | 96    |

Last FG - SEMO OT-00:00, TECH OT-01:18.  
Largest lead - SEMO by 3 1st-10:49, TECH by 7 OT-03:24.  
SEMO led for 06:14. TECH led for 32:29. Game was tied for 06:17.

Score tied - 13 times.  
Lead changed - 10 times.

### GAME 3

#### EVANSVILLE 66, SOUTHEAST MISSOURI 50

Nov. 16, 2017 • Ford Center • Evansville, Ind.

##### SEMO 50 • 1-2

| #                          | Player            |   | Total                 |      | 3-Ptr |                   | Rebounds |     |          |    | PF | TP | A | T | Blk | Stl | Min |
|----------------------------|-------------------|---|-----------------------|------|-------|-------------------|----------|-----|----------|----|----|----|---|---|-----|-----|-----|
|                            |                   |   | FG                    | FGA  | FT    | FTA               | Off      | Def | Tot      |    |    |    |   |   |     |     |     |
| 34                         | MAHONEY, Denzel   | f | 1-7                   | 1-4  | 0-0   | 0                 | 5        | 5   | 2        | 3  | 1  | 2  | 1 | 1 | 26  |     |     |
| 42                         | LAROS, Mark       | c | 0-0                   | 0-0  | 1-2   | 0                 | 0        | 0   | 3        | 1  | 0  | 2  | 1 | 0 | 13  |     |     |
| 02                         | DALTON, Jonathan  | g | 2-4                   | 0-2  | 0-0   | 2                 | 1        | 3   | 2        | 4  | 5  | 3  | 0 | 3 | 30  |     |     |
| 03                         | KOWALSKI, Ray     | d | 2-4                   | 1-2  | 0-0   | 0                 | 3        | 3   | 2        | 5  | 0  | 4  | 0 | 0 | 25  |     |     |
| 23                         | SIMMONS, Simon    | g | 3-3                   | 1-1  | 2-2   | 0                 | 2        | 2   | 1        | 9  | 1  | 0  | 0 | 0 | 16  |     |     |
| 04                         | VRANES, Milos     |   | 6-11                  | 3-6  | 1-2   | 3                 | 7        | 10  | 3        | 16 | 0  | 1  | 0 | 0 | 28  |     |     |
| 13                         | GABLE, Isaiah     |   | 1-3                   | 0-0  | 0     | 2                 | 2        | 1   | 2        | 1  | 0  | 0  | 0 | 0 | 13  |     |     |
| 15                         | LEWIS, Domane     |   | 0-0                   | 0-0  | 0-0   | 0                 | 0        | 0   | 0        | 0  | 0  | 0  | 0 | 0 | 14  |     |     |
| 20                         | CARPENTER, Justin |   | 1-4                   | 1-1  | 0-0   | 0                 | 1        | 1   | 2        | 0  | 3  | 1  | 1 | 0 | 14  |     |     |
| 25                         | BREWER, Ledarius  |   | 3-12                  | 2-8  | 0-2   | 0                 | 3        | 3   | 5        | 8  | 1  | 3  | 2 | 0 | 25  |     |     |
|                            | Team              |   |                       |      |       | 0                 | 2        | 2   |          |    |    |    |   |   |     |     |     |
| Totals                     |                   |   | 19-48                 | 8-25 | 4-8   | 5                 | 26       | 31  | 24       | 50 | 9  | 18 | 5 | 5 | 200 |     |     |
| FG % 1st Half: 8-20 40.0%  |                   |   | 2nd half: 11-28 39.3% |      |       | Game: 19-48 39.6% |          |     | Deadball |    |    |    |   |   |     |     |     |
| 3FG % 1st Half: 3-13 23.1% |                   |   | 2nd half: 5-17 29.4%  |      |       | Game: 8-25 32.0%  |          |     | 4        |    |    |    |   |   |     |     |     |
| FT % 1st Half: 2-4 50.0%   |                   |   | 2nd half: 2-4 50.0%   |      |       | Game: 4-8 50.0%   |          |     |          |    |    |    |   |   |     |     |     |

# Southeast Missouri State REDHAWKS

## BOX SCORES

### GAME 5

#### MONTANA STATE 88, SOUTHEAST MISSOURI 82

Nov. 22, 2017 • Hard Rock Riviera Maya • Cancun, Mexico

##### SEMO 82 • 2-3

| #                    | Player            |   | Total |                 | 3-Ptr |       | Rebounds    |     | PF    | TP                  | A  | T  | Blk | Stl | Min |
|----------------------|-------------------|---|-------|-----------------|-------|-------|-------------|-----|-------|---------------------|----|----|-----|-----|-----|
|                      |                   |   | FG    | F-GA            | FG    | F-GA  | Off         | Def |       |                     |    |    |     |     |     |
| 42                   | LAROS, Mark       | f | 1-1   | 0-0             | 0     | 1     | 2           | 3   | 1     | 2                   | 0  | 0  | 1   | 0   | 14  |
| 02                   | DALTON, Jonathan  | f | 3-4   | 1-1             | 5-6   | 0     | 2           | 2   | 3     | 12                  | 6  | 5  | 0   | 1   | 35  |
| 03                   | KOWALSKI, Ray     | g | 1-4   | 0-2             | 1-1   | 0     | 0           | 0   | 2     | 3                   | 1  | 2  | 0   | 0   | 18  |
| 23                   | SIMMONS, Daniel   | g | 3-7   | 1-2             | 5-7   | 0     | 4           | 4   | 5     | 12                  | 1  | 1  | 0   | 1   | 24  |
| 34                   | MAHONEY, Denzel   | g | 10-14 | 1-2             | 6-8   | 1     | 5           | 6   | 3     | 27                  | 0  | 1  | 0   | 0   | 33  |
| 04                   | VRANES, Milos     |   | 4-6   | 0-1             | 0-0   | 2     | 2           | 4   | 2     | 8                   | 2  | 1  | 0   | 1   | 21  |
| 15                   | LEWIS, Donnie     |   | 0-1   | 0-1             | 0-0   | 0     | 1           | 1   | 1     | 0                   | 0  | 0  | 0   | 0   | 5   |
| 20                   | CARPENTER, Justin |   | 3-6   | 0-1             | 3-4   | 4     | 4           | 8   | 4     | 9                   | 1  | 2  | 0   | 1   | 25  |
| 25                   | BREWER, Ledarius  |   | 4-8   | 1-5             | 0-0   | 0     | 2           | 2   | 5     | 9                   | 0  | 3  | 0   | 1   | 25  |
| Team                 |                   |   |       |                 |       | 0     | 1           | 1   |       |                     |    |    |     |     |     |
| Totals               |                   |   | 29-51 | 4-15            | 20-26 | 8     | 23          | 31  | 26    | 82                  | 11 | 15 | 1   | 5   | 200 |
| FG % 1st Half: 13-26 |                   |   | 50.0% | 2nd half: 16-25 |       | 64.0% | Game: 29-51 |     | 56.9% | Deadball Rebounds 3 |    |    |     |     |     |
| 3FG % 1st Half: 0-6  |                   |   | 0.0%  | 2nd half: 4-9   |       | 44.4% | Game: 4-15  |     | 26.7% |                     |    |    |     |     |     |
| FT % 1st Half: 8-10  |                   |   | 80.0% | 2nd half: 12-16 |       | 75.0% | Game: 20-26 |     | 76.9% |                     |    |    |     |     |     |

##### MONTANA STATE 88 • 4-2

| #                    | Player           | FG-Total |                 | 3-Ptr |       | Rebounds    |     | PF    | TP                     | A  | T  | Blk | Stl | Min |     |
|----------------------|------------------|----------|-----------------|-------|-------|-------------|-----|-------|------------------------|----|----|-----|-----|-----|-----|
|                      |                  | FG       | F-GA            | FG    | FT-GA | Off         | Def |       |                        |    |    |     |     |     |     |
| 02                   | BLEVINS, Keljin  | f        | 2-4             | 0-0   | 3-6   | 1           | 4   | 5     | 0                      | 7  | 3  | 0   | 1   | 0   | 29  |
| 04                   | NEUMANN, Sam     | f        | 2-2             | 0-0   | 4-5   | 1           | 1   | 2     | 4                      | 8  | 0  | 0   | 0   | 0   | 14  |
| 03                   | HALL, Tyler      | g        | 11-19           | 8-15  | 4-4   | 1           | 3   | 4     | 2                      | 34 | 0  | 0   | 1   | 0   | 36  |
| 05                   | FREY, Harald     | g        | 3-10            | 0-3   | 2-3   | 0           | 1   | 1     | 2                      | 8  | 5  | 2   | 0   | 2   | 29  |
| 10                   | KLINES, Devonte  | g        | 1-2             | 0-0   | 0-1   | 1           | 2   | 3     | 3                      | 2  | 4  | 0   | 0   | 2   | 26  |
| 00                   | GREEN, Zach      |          | 1-2             | 0-0   | 3-4   | 0           | 1   | 1     | 3                      | 5  | 0  | 0   | 0   | 0   | 12  |
| 01                   | MVUEZLO JR., Joe |          | 2-4             | 0-0   | 0-0   | 2           | 0   | 2     | 3                      | 4  | 0  | 1   | 0   | 0   | 7   |
| 13                   | BONTON, Isaac    |          | 3-6             | 0-1   | 6-6   | 0           | 0   | 0     | 4                      | 12 | 1  | 1   | 0   | 1   | 22  |
| 22                   | FREY, Konner     |          | 2-5             | 0-1   | 2-3   | 1           | 5   | 6     | 3                      | 6  | 1  | 2   | 0   | 1   | 21  |
| 44                   | SCHULTZ, Luke    |          | 0-0             | 0-0   | 2-2   | 2           | 0   | 2     | 0                      | 2  | 0  | 0   | 0   | 0   | 4   |
| Team                 |                  |          |                 |       |       | 0           | 0   | 0     |                        |    |    |     |     |     |     |
| Totals               |                  |          | 27-54           | 8-20  | 26-34 | 9           | 17  | 26    | 24                     | 88 | 12 | 11  | 2   | 6   | 200 |
| FG % 1st Half: 14-27 |                  | 51.9%    | 2nd half: 13-27 |       | 48.1% | Game: 27-54 |     | 50.0% | Deadball Rebounds<br>3 |    |    |     |     |     |     |
| 3FG % 1st Half: 5-10 |                  | 50.0%    | 2nd half: 3-10  |       | 30.0% | Game: 8-20  |     | 40.0% |                        |    |    |     |     |     |     |
| FT % 1st Half: 8-10  |                  | 80.0%    | 2nd half: 18-24 |       | 75.0% | Game: 26-34 |     | 76.5% |                        |    |    |     |     |     |     |

Officials: Mark Maslona, Freddie Williams, Geoff Vejelsky  
Technical fouls: SEMO=None, MONTANA STATE=None.  
Attendance:  
Cancun Challenge - Mayan Division: Championship Game

| Score by periods | 1st | 2nd | Total |
|------------------|-----|-----|-------|
| SEMO             | 34  | 48  | 82    |
| MONTANA STATE    | 41  | 47  | 88    |

| Points | In | Off | 2nd | Fast | Bench |
|--------|----|-----|-----|------|-------|
| SEMO   | 44 | 17  | 13  | 6    | 26    |
| MSU    | 28 | 13  | 8   | 7    | 29    |

### GAME 6

#### N.C. CENTRAL 77, SOUTHEAST MISSOURI 70

Nov. 26, 2017 • Show Me Center • Cape Girardeau, Mo.

##### N.C. Central 77 • 3-5

| #                    | Player             | Total |                 | 3-Ptr |       | Rebounds    |     |       | PF                     | TP | A  | T  | Blk | Stl | Min |
|----------------------|--------------------|-------|-----------------|-------|-------|-------------|-----|-------|------------------------|----|----|----|-----|-----|-----|
|                      |                    | FG    | F-GA            | FG    | F-GA  | Off         | Def | Total |                        |    |    |    |     |     |     |
| 02                   | DOUGLAS, Zacarry   | f     | 1-3             | 1-2   | 0-2   | 0           | 6   | 6     | 1                      | 3  | 0  | 0  | 1   | 1   | 23  |
| 05                   | GARDNER JR, Reggie | f     | 3-12            | 1-8   | 3-4   | 0           | 1   | 1     | 3                      | 10 | 1  | 1  | 0   | 1   | 30  |
| 02                   | DAVIS, Raasean     | c     | 9-12            | 0-0   | 2-5   | 2           | 8   | 10    | 4                      | 20 | 0  | 1  | 1   | 1   | 34  |
| 01                   | WIGGINS, C.J.      | g     | 4-8             | 3-4   | 0-1   | 0           | 2   | 2     | 0                      | 11 | 3  | 2  | 0   | 0   | 33  |
| 03                   | GOLDSMITH, Brandon | g     | 0-0             | 0-0   | 2-2   | 1           | 1   | 2     | 1                      | 2  | 0  | 0  | 0   | 0   | 8   |
| 00                   | MCKNIGHT JR, Larry |       | 0-1             | 0-1   | 0-0   | 0           | 1   | 1     | 1                      | 0  | 0  | 0  | 0   | 0   | 6   |
| 04                   | PERKINS, Jordan    |       | 5-10            | 0-2   | 3-4   | 0           | 3   | 3     | 4                      | 13 | 7  | 4  | 0   | 2   | 33  |
| 11                   | JONES, Alston      |       | 3-4             | 0-0   | 2-2   | 0           | 1   | 1     | 4                      | 8  | 1  | 3  | 0   | 0   | 10  |
| 13                   | RIVAS, Pablo       |       | 2-3             | 2-2   | 2-2   | 0           | 2   | 2     | 3                      | 8  | 0  | 0  | 1   | 2   | 18  |
| 22                   | REID, Dominique    |       | 1-1             | 0-0   | 0-0   | 0           | 1   | 1     | 1                      | 2  | 0  | 1  | 1   | 0   | 5   |
| Team                 |                    |       |                 |       |       | 1           | 4   | 5     |                        |    |    |    |     |     |     |
| Totals               |                    |       | 28-54           | 7-19  | 14-22 | 4           | 30  | 34    | 22                     | 77 | 12 | 12 | 4   | 7   | 200 |
| FG % 1st Half: 16-29 |                    | 55.2% | 2nd half: 12-25 |       | 48.0% | Game: 28-54 |     | 51.9% | Deadball Rebounds<br>3 |    |    |    |     |     |     |
| 3FG % 1st Half: 3-11 |                    | 27.3% | 2nd half: 4-8   |       | 50.0% | Game: 7-19  |     | 36.8% |                        |    |    |    |     |     |     |
| FT % 1st Half: 6-6   |                    | 100.0 | 2nd half: 8-16  |       | 50.0% | Game: 14-22 |     | 63.6% |                        |    |    |    |     |     |     |

##### Southeast Missouri 70 • 2-4

| #                    | Player            |       | FG              | Total | 3-Ptr | FG          | FT | FTA   | Off               | Def | TP | PF | TP | A | T   | Blk | Stl | Min |  |  |  |  |  |
|----------------------|-------------------|-------|-----------------|-------|-------|-------------|----|-------|-------------------|-----|----|----|----|---|-----|-----|-----|-----|--|--|--|--|--|
| 04                   | VRANES, Milos     | f     | 1-6             | 1-3   | 0-0   | 1           | 6  | 7     | 2                 | 3   | 0  | 4  | 0  | 0 | 1   | 0   | 19  |     |  |  |  |  |  |
| 20                   | CARPENTER, Justin | f     | 5-10            | 1-2   | 3-5   | 4           | 7  | 11    | 3                 | 14  | 1  | 0  | 0  | 0 | 1   | 0   | 27  |     |  |  |  |  |  |
| 02                   | DALTON, Jonathan  | g     | 1-3             | 0-1   | 3-4   | 0           | 3  | 3     | 4                 | 5   | 1  | 0  | 2  | 0 | 2   | 0   | 29  |     |  |  |  |  |  |
| 25                   | BREWER, Ledarius  | g     | 3-12            | 1-4   | 2-2   | 1           | 1  | 2     | 4                 | 9   | 0  | 2  | 0  | 1 | 2   | 0   | 28  |     |  |  |  |  |  |
| 34                   | MAHONEY, Denzel   | g     | 6-19            | 1-7   | 2-2   | 2           | 3  | 5     | 4                 | 15  | 1  | 2  | 0  | 0 | 0   | 0   | 33  |     |  |  |  |  |  |
| 03                   | KOWALSKI, Ray     |       | 1-2             | 0-1   | 2-2   | 0           | 1  | 1     | 0                 | 4   | 1  | 1  | 0  | 0 | 0   | 0   | 16  |     |  |  |  |  |  |
| 13                   | GABLE, Isaiah     |       | 0-0             | 0-0   | 0-0   | 0           | 0  | 0     | 0                 | 0   | 0  | 0  | 0  | 0 | 0   | 0   | 0   |     |  |  |  |  |  |
| 15                   | LEWIS, Donnie     |       | 0-0             | 0-0   | 1-2   | 0           | 1  | 0     | 1                 | 0   | 1  | 0  | 0  | 0 | 0   | 0   | 9   |     |  |  |  |  |  |
| 23                   | SIMMONS, Daniel   |       | 4-9             | 1-2   | 6-8   | 2           | 2  | 4     | 1                 | 15  | 2  | 2  | 0  | 2 | 0   | 2   | 26  |     |  |  |  |  |  |
| 42                   | LAROS, Mark       |       | 1-2             | 0-0   | 2-2   | 2           | 2  | 4     | 0                 | 4   | 1  | 0  | 0  | 1 | 0   | 1   | 13  |     |  |  |  |  |  |
| Team                 |                   |       |                 |       |       | 2           | 2  | 4     |                   |     |    |    |    |   |     |     |     |     |  |  |  |  |  |
| Totals               |                   |       | 22-63           | 5-20  | 21-27 | 15          | 27 | 42    | 18                | 70  | 11 | 12 | 0  | 7 | 200 |     |     |     |  |  |  |  |  |
| FG % 1st Half: 11-29 |                   | 37.9% | 2nd half: 11-34 |       | 32.4% | Game: 22-63 |    | 34.9% | Deadball Rebounds |     | 2  |    |    |   |     |     |     |     |  |  |  |  |  |
| 3FG % 1st Half: 2-8  |                   | 25.0% | 2nd half: 3-12  |       | 25.0% | Game: 5-20  |    | 25.0% |                   |     |    |    |    |   |     |     |     |     |  |  |  |  |  |
| FT % 1st Half: 8-12  |                   | 66.7% | 2nd half: 13-15 |       | 86.7% | Game: 21-27 |    | 77.8% |                   |     |    |    |    |   |     |     |     |     |  |  |  |  |  |

Officials: Steve Divine, Collin Dotson, Brad Fritsch  
Technical fouls: N.C. Central-JONES, Alston, Southeast Missouri=None.  
Attendance: 645

| Score by periods   | 1st | 2nd | Total |
|--------------------|-----|-----|-------|
| N.C. Central       | 41  | 36  | 77    |
| Southeast Missouri | 32  | 38  | 70    |

| Points | In | Off | 2nd | Fast | Bench |
|--------|----|-----|-----|------|-------|
| NCCUM  | 36 | 9   | 4   | 2    | 31    |
| SEMO   | 26 | 16  | 13  | 4    | 24    |

### GAME 7

#### SOUTHEAST MISSOURI 83, HANNIBAL-LAGRANGE 59

Nov. 28, 2017 • Show Me Center • Cape Girardeau, Mo.

##### Hannibal-LaGrange 59 • 1-4

| #      | Player           |   | Total  |        | 3-Ptr  |             | Rebounds |    | PF | TP | A  | T  | Blk | Stl | Min |
|--------|------------------|---|--------|--------|--------|-------------|----------|----|----|----|----|----|-----|-----|-----|
|        |                  |   | FG-FGA | FG-FGA | FT-FTA | Off Def Tot |          |    |    |    |    |    |     |     |     |
| 21     | HUEITT, Tyrone   | f | 6-10   | 1-1    | 1-2    | 0           | 0        | 0  | 3  | 13 | 0  | 3  | 2   | 0   | 29  |
| 23     | SMITH, Brady     | f | 9-13   | 2-3    | 1-2    | 2           | 2        | 4  | 2  | 21 | 3  | 3  | 2   | 1   | 31  |
| 01     | PACE, Tim        | g | 4-11   | 0-3    | 1-3    | 0           | 5        | 5  | 2  | 9  | 3  | 3  | 1   | 1   | 30  |
| 03     | ELBE, Lincoln    | g | 1-7    | 0-5    | 0-0    | 0           | 2        | 2  | 1  | 2  | 4  | 1  | 1   | 2   | 30  |
| 04     | EARLY, Demetrius | g | 2-6    | 2-5    | 2-4    | 1           | 7        | 8  | 2  | 8  | 1  | 1  | 0   | 0   | 30  |
| 00     | INGLE, Adam      |   | 0-1    | 0-0    | 0-0    | 0           | 1        | 1  | 0  | 0  | 0  | 1  | 0   | 0   | 6   |
| 02     | THEBEAU, Clay    |   | 0-0    | 0-0    | 0-0    | 1           | 0        | 1  | 1  | 0  | 0  | 2  | 0   | 0   | 4   |
| 05     | ISON, Trevor     |   | 3-7    | 0-0    | 0-1    | 2           | 2        | 4  | 5  | 6  | 0  | 1  | 0   | 0   | 15  |
| 12     | ISON, Tyler      |   | 0-1    | 0-0    | 0-0    | 0           | 0        | 0  | 0  | 0  | 0  | 0  | 0   | 1   | 2   |
| 13     | OGALAT, Bruce    |   | 0-1    | 0-0    | 0-0    | 1           | 1        | 2  | 0  | 0  | 0  | 0  | 0   | 0   | 2   |
| 14     | PLUNKETT, Reed   |   | 0-1    | 0-1    | 0-0    | 0           | 0        | 0  | 0  | 0  | 1  | 1  | 0   | 0   | 5   |
| 24     | HIVELY, Izack    |   | 0-0    | 0-0    | 0-0    | 1           | 0        | 1  | 3  | 0  | 1  | 2  | 0   | 0   | 16  |
| Team   |                  |   |        |        |        | 1           | 4        | 5  |    |    |    |    |     |     |     |
| Totals |                  |   | 25-58  | 4-18   | 5-12   | 9           | 24       | 33 | 19 | 59 | 13 | 18 | 6   | 5   | 200 |

# Southeast Missouri State RED HAWKS

## BOX SCORES

### GAME 9

#### SOUTHEAST MISSOURI 91, UMKC 87

Dec. 6, 2017 • Show Me Center • Cape Girardeau, Mo.

##### UMKC 87 • 3-7

| #                    | Player              | Total |                 |       | 3-Ptr |             |     | Rebounds |          |     | PF | TP | A | TO | Blk | Stl | Min |
|----------------------|---------------------|-------|-----------------|-------|-------|-------------|-----|----------|----------|-----|----|----|---|----|-----|-----|-----|
|                      |                     | FG    | FGA             | FT    | FGA   | FT          | FTA | Off      | Def      | Tot |    |    |   |    |     |     |     |
| 05                   | Giles, Jordan       | f     | 1-3             | 0-2   | 0-0   | 0           | 2   | 2        | 3        | 2   | 0  | 1  | 0 | 1  | 0   | 1   | 14  |
| 30                   | Leek, Aleer         | f     | 1-3             | 1-1   | 0-0   | 2           | 3   | 5        | 4        | 3   | 0  | 1  | 5 | 0  | 1   | 16  |     |
| 00                   | Bishop, Xavier      | g     | 5-10            | 1-3   | 7-11  | 1           | 0   | 1        | 5        | 18  | 5  | 3  | 0 | 0  | 1   | 31  |     |
| 02                   | Ross, Isaiah        | g     | 2-12            | 2-6   | 0-0   | 1           | 0   | 1        | 3        | 6   | 3  | 2  | 0 | 1  | 1   | 27  |     |
| 10                   | Robinson, Broderick | g     | 8-19            | 5-10  | 3-3   | 2           | 8   | 10       | 2        | 24  | 3  | 1  | 0 | 2  | 1   | 39  |     |
| 01                   | Smith, Marco        | g     | 1-3             | 0-1   | 0-0   | 1           | 0   | 1        | 3        | 2   | 4  | 0  | 0 | 0  | 1   | 16  |     |
| 03                   | McKissic, Brandon   | g     | 3-7             | 3-4   | 0-0   | 0           | 6   | 6        | 4        | 9   | 0  | 1  | 1 | 0  | 1   | 20  |     |
| 14                   | Ahmed, Mo           | g     | 0-0             | 0-0   | 0-0   | 0           | 0   | 0        | 0        | 0   | 0  | 0  | 0 | 0  | 0   | 0+  |     |
| 15                   | Knar, Robert        | g     | 1-1             | 0-0   | 0-0   | 0           | 0   | 1        | 0        | 2   | 0  | 0  | 0 | 0  | 0   | 2   |     |
| 25                   | Dulley, Steve       | g     | 3-5             | 0-1   | 0-0   | 1           | 1   | 2        | 0        | 6   | 1  | 0  | 0 | 0  | 0   | 12  |     |
| 33                   | Nesbitt Jr., Marvin | g     | 6-9             | 3-4   | 0-0   | 4           | 2   | 6        | 1        | 15  | 1  | 0  | 0 | 0  | 0   | 23  |     |
|                      | Team                |       |                 |       |       | 4           | 2   | 6        |          |     |    |    |   |    |     |     |     |
| Totals               |                     |       | 31-72           | 15-34 | 10-14 | 16          | 25  | 41       | 25       | 87  | 17 | 9  | 6 | 4  | 200 |     |     |
| FG % 1st Half: 14-38 |                     | 36.8% | 2nd half: 17-34 |       | 50.0% | Game: 31-72 |     | 43.1%    | Deadball |     |    |    |   |    |     |     |     |
| 3FG % 1st Half: 7-16 |                     | 43.8% | 2nd half: 8-18  |       | 44.4% | Game: 15-34 |     | 44.1%    |          |     |    |    |   |    |     |     | 1   |
| FT % 1st Half: 2-3   |                     | 66.7% | 2nd half: 8-11  |       | 72.7% | Game: 10-14 |     | 71.4%    |          |     |    |    |   |    |     |     |     |

##### Southeast Missouri 91 • 5-4

| #                    | Player            | Total |                 | 3-Ptr |       | Rebounds    |     |       | PF       | TP | A  | TO | Blk | Stl | Min           |
|----------------------|-------------------|-------|-----------------|-------|-------|-------------|-----|-------|----------|----|----|----|-----|-----|---------------|
|                      |                   | FG    | FGA             | FT    | FTA   | Off         | Def | Tot   |          |    |    |    |     |     |               |
| 04                   | VRANES, Milos     | f     | 2-5             | 1-3   | 0-1   | 1           | 6   | 7     | 3        | 5  | 1  | 2  | 1   | 0   | 24            |
| 20                   | CARPENTER, Justin | f     | 5-12            | 0-1   | 4-6   | 5           | 6   | 11    | 0        | 14 | 2  | 1  | 3   | 1   | 25            |
| 02                   | DALTON, Jonathan  | g     | 0-2             | 0-0   | 3-4   | 1           | 1   | 2     | 3        | 10 | 2  | 0  | 2   | 3   | 34            |
| 25                   | BREWER, Ledarius  | g     | 4-11            | 1-4   | 0-0   | 1           | 0   | 1     | 2        | 9  | 1  | 0  | 1   | 0   | 16            |
| 34                   | MAHONEY, Denzel   | g     | 5-7             | 3-3   | 4-5   | 0           | 3   | 3     | 4        | 17 | 1  | 4  | 0   | 0   | 30            |
| 01                   | DUFFUS, Dondre    | g     | 2-5             | 0-1   | 2-2   | 0           | 0   | 0     | 1        | 6  | 2  | 0  | 0   | 0   | 10            |
| 03                   | KOWALSKI, Ray     | g     | 5-7             | 4-5   | 2-2   | 1           | 2   | 3     | 1        | 16 | 1  | 0  | 0   | 0   | 25            |
| 13                   | GABLE, Isaiah     | g     | 1-2             | 1-1   | 0-0   | 0           | 0   | 0     | 0        | 3  | 0  | 0  | 0   | 0   | 9             |
| 15                   | LEWIS, Donnie     | g     | 0-0             | 0-0   | 0-0   | 1           | 1   | 2     | 1        | 0  | 0  | 0  | 0   | 0   | 6             |
| 23                   | SIMMONS, Daniel   | g     | 4-7             | 2-4   | 8-10  | 0           | 3   | 3     | 1        | 18 | 3  | 1  | 0   | 0   | 21            |
|                      | Team              |       |                 |       |       | 1           | 6   | 7     |          |    |    |    |     |     |               |
| Totals               |                   |       | 28-58           | 12-22 | 23-30 | 11          | 28  | 39    | 15       | 91 | 21 | 10 | 5   | 3   | 200           |
| FG % 1st Half: 15-30 |                   | 50.0% | 2nd half: 13-28 |       | 46.4% | Game: 28-58 |     | 48.3% | Deadball |    |    |    |     |     |               |
| 3FG % 1st Half: 8-12 |                   | 66.7% | 2nd half: 4-10  |       | 40.0% | Game: 12-22 |     | 54.5% |          |    |    |    |     |     |               |
| FT % 1st Half: 10-13 |                   | 76.9% | 2nd half: 13-17 |       | 76.5% | Game: 23-30 |     | 76.7% |          |    |    |    |     |     | Rebounds<br>1 |

Officials: Gene Grimshaw, Boyd Copeland, Chris Koopman  
Technical fouls: UMKC-None. Southeast Missouri-None.  
Attendance: 1586

| Score by periods   | 1st | 2nd | Total |
|--------------------|-----|-----|-------|
| UMKC               | 37  | 50  | 87    |
| Southeast Missouri | 48  | 43  | 91    |

| Points | In | Off | 2nd | Fast | Bench |
|--------|----|-----|-----|------|-------|
| UMKC   | 30 | 17  | 17  | 0    | 34    |
| SEMO   | 28 | 15  | 13  | 4    | 43    |

### GAME 10

#### SOUTHEAST MISSOURI 75, SOUTHERN ILLINOIS 69

Dec. 9, 2017 • SIU Arena • Carbondale, Ill.

##### Southeast Missouri State 75 • 6-4

| #                    | Player           | Total |                 | 3-Ptr |       | Rebounds    |     |       |          | PF | TP | A  | TO | Blk | Stl | Min |
|----------------------|------------------|-------|-----------------|-------|-------|-------------|-----|-------|----------|----|----|----|----|-----|-----|-----|
|                      |                  | FG    | FGA             | FT    | FTA   | Off         | Def | Tot   |          |    |    |    |    |     |     |     |
| 02                   | DALTON, Jonathan | *     | 0-1             | 0-1   | 4-6   | 0           | 0   | 0     | 1        | 4  | 4  | 0  | 0  | 0   | 0   | 34  |
| 04                   | VRANES, Milos    | *     | 4-7             | 2-3   | 4-6   | 2           | 4   | 6     | 3        | 14 | 0  | 1  | 0  | 1   | 1   | 22  |
| 23                   | SIMMONS, Daniel  | *     | 4-11            | 2-6   | 2-4   | 2           | 4   | 6     | 4        | 12 | 3  | 3  | 0  | 2   | 2   | 22  |
| 25                   | BREWER, Ledarius | *     | 4-8             | 2-4   | 3-3   | 0           | 3   | 3     | 1        | 13 | 2  | 0  | 0  | 1   | 1   | 25  |
| 34                   | MAHONEY, Denzel  | *     | 6-12            | 3-4   | 3-6   | 2           | 2   | 4     | 4        | 18 | 0  | 3  | 0  | 1   | 1   | 33  |
| 01                   | DUFFUS, Dondre   |       | 2-2             | 1-1   | 3-4   | 0           | 5   | 5     | 4        | 8  | 0  | 4  | 0  | 3   | 3   | 17  |
| 03                   | KOWALSKI, Ray    |       | 0-3             | 0-2   | 0-0   | 0           | 2   | 2     | 1        | 0  | 0  | 0  | 0  | 0   | 0   | 17  |
| 13                   | GABLE, Isaiah    |       | 2-6             | 2-5   | 0-1   | 0           | 1   | 1     | 1        | 6  | 0  | 0  | 0  | 0   | 0   | 20  |
| 15                   | LEWIS, Donnie    |       | 0-0             | 0-0   | 0-0   | 0           | 0   | 0     | 1        | 0  | 0  | 0  | 0  | 0   | 0   | 10  |
|                      | Team             |       |                 |       |       | 1           | 6   | 7     |          |    |    |    |    |     |     |     |
| Totals               |                  |       | 22-50           | 12-26 | 19-30 | 7           | 27  | 34    | 20       | 75 | 9  | 11 | 0  | 8   | 200 |     |
| FG % 1st Half: 13-25 |                  | 52.0% | 2nd half: 9-25  |       | 36.0% | Game: 22-50 |     | 44.0% | Deadball |    |    |    |    |     |     |     |
| 3FG % 1st Half: 6-12 |                  | 50.0% | 2nd half: 6-14  |       | 42.9% | Game: 12-26 |     | 46.2% |          |    |    |    |    |     |     |     |
| FT % 1st Half: 7-11  |                  | 63.6% | 2nd half: 12-19 |       | 63.2% | Game: 19-30 |     | 63.3% |          |    |    |    |    |     |     |     |

##### Southern Illinois 69 • 4-4

| #                    | Player            |   | Total |                 |      | 3-Ptr |       |             | Rebounds |     |       | PF       | TP | A | TO       | Blk | Stl | Min |
|----------------------|-------------------|---|-------|-----------------|------|-------|-------|-------------|----------|-----|-------|----------|----|---|----------|-----|-----|-----|
|                      |                   |   | FG    | FGA             | FT   | FGA   | FT    | FTA         | Off      | Def | Tot   |          |    |   |          |     |     |     |
| 33                   | Pippen,Kavion     | c | 3-5   | 0-0             | 0-0  | 3     | 2     | 5           | 1        | 6   | 0     | 1        | 2  | 0 | 1        | 18  |     |     |
| 00                   | Wiley,Jonathan    | g | 1-7   | 0-0             | 0-2  | 2     | 3     | 5           | 1        | 2   | 1     | 1        | 3  | 0 | 1        | 20  |     |     |
| 03                   | Bartley,Marcus    | g | 1-7   | 1-5             | 0-0  | 0     | 6     | 6           | 4        | 3   | 6     | 2        | 0  | 0 | 0        | 38  |     |     |
| 13                   | Lloyd,Sean        | g | 5-9   | 3-3             | 2-2  | 1     | 5     | 6           | 5        | 15  | 1     | 2        | 1  | 0 | 0        | 28  |     |     |
| 22                   | Fletcher,Armon    | g | 3-6   | 0-1             | 4-7  | 1     | 7     | 8           | 4        | 10  | 1     | 4        | 0  | 1 | 1        | 28  |     |     |
| 04                   | McGill,Eric       | g | 2-8   | 1-3             | 0-2  | 2     | 1     | 3           | 3        | 5   | 1     | 2        | 0  | 1 | 1        | 22  |     |     |
| 10                   | Cook,Aaron        | g | 6-11  | 4-9             | 2-2  | 1     | 0     | 1           | 1        | 18  | 3     | 2        | 0  | 0 | 1        | 26  |     |     |
| 11                   | Smithpeters,Tyler | g | 3-8   | 2-7             | 0-0  | 0     | 0     | 0           | 3        | 8   | 2     | 0        | 0  | 1 | 1        | 16  |     |     |
| 24                   | Stradnieks,Rudy   | g | 1-2   | 0-0             | 0-0  | 2     | 0     | 2           | 1        | 2   | 0     | 1        | 0  | 0 | 0        | 4   |     |     |
|                      | Team              |   |       |                 |      | 2     | 3     | 5           |          |     |       |          |    |   |          |     |     |     |
| Totals               |                   |   | 25-63 | 11-28           | 8-15 | 14    | 27    | 41          | 23       | 69  | 15    | 15       | 6  | 3 | 200      |     |     |     |
| FG % 1st Half: 9-32  |                   |   | 28.1% | 2nd half: 16-31 |      |       | 51.6% | Game: 25-63 |          |     | 39.7% | Deadball |    |   | Rebounds |     |     |     |
| 3FG % 1st Half: 2-13 |                   |   | 15.4% | 2nd half: 9-15  |      |       | 60.0% | Game: 11-18 |          |     | 39.3% |          |    |   |          |     |     |     |
| FT % 1st Half: 5-8   |                   |   | 62.5% | 2nd half: 3-7   |      |       | 42.9% | Game: 8-15  |          |     | 53.3% |          |    |   |          |     |     |     |

Officials: Randy Heimerman, David Stevens, Ervin Wilson  
Technical fouls: Southeast Missouri State-None. Southern Illinois-None.  
Attendance: 4493

| Score by periods         | 1st | 2nd | Total |
|--------------------------|-----|-----|-------|
| Southeast Missouri State | 39  | 36  | 75    |
| Southern Illinois        | 25  | 44  | 69    |

| Points | In | Off | 2nd | Fast | Bench |
|--------|----|-----|-----|------|-------|
| SEMO   | 18 | 16  | 16  | 6    | 2     |
| SIU    | 26 | 13  | 12  | 0    | 33    |

### GAME 11

#### KANSAS STATE 89, SOUTHEAST MISSOURI 71

Dec. 16, 2017 • Bramlage Coliseum • Manhattan, Kan.

##### SE Missouri State 71 • 6-5

| #  | Player            | Total |       | 3-Ptr |       | Rebounds |     |     |    |    | PF | TP | A | TO | Blk | Stl | Min |
|--|-------------------|-------|-------|-------|-------|----------|-----|-----|----|----|----|----|---|----|-----|-----|-----|
|  |                   | FG    | FGA   | FT    | FTA   | Off      | Def | Tot |    |    |    |    |   |    |     |     |     |
| 04   | VRANES, Milos     | f     | 3-4   | 2-3   | 0-0   | 1        | 5   | 6   | 2  | 8  | 1  | 2  | 0 | 0  | 1   | 19  |     |
| 20   | CARPENTER, Justin | f     | 6-13  | 0-3   | 1-1   | 3        | 1   | 4   | 0  | 13 | 2  | 1  | 0 | 1  | 0   | 27  |     |
| 02   | DALTON, Jonathan  | g     | 2-4   | 1-2   | 0-0   | 0        | 2   | 2   | 1  | 5  | 4  | 3  | 0 | 1  | 1   | 29  |     |
| 25   | BREWER, Ledarius  | g     | 0-5   | 0-2   | 0-0   | 0        | 4   | 4   | 2  | 0  | 2  | 0  | 0 | 1  | 1   | 22  |     |
| 34   | MAHONEY, Denzel   | g     | 6-9   | 2-3   | 9-9   | 0        | 1   | 1   | 2  | 23 | 0  | 1  | 0 | 0  | 1   | 30  |     |
| 01   | DUFFUS, Dondre    | g     | 1-3   | 1-1   | 0-0   | 0        | 0   | 0   | 4  | 3  | 1  | 2  | 0 | 0  | 0   | 16  |     |
| 13   | GABLE, Isaiah     | g     | 1-4   | 0-2   | 0-0   | 0        | 0   | 0   | 2  | 2  | 0  | 0  | 0 | 0  | 0   | 12  |     |
| 15   | LEWIS, Donnie     | g     | 0-0   | 0-0   | 0-0   | 0        | 0   | 0   | 2  | 2  | 0  | 0  | 0 | 1  | 12  |     |     |
| 23   | SIMMONS, Daniel   | g     | 6-15  | 5-9   | 0-0   | 1        | 0   | 1   | 17 | 4  | 0  | 0  | 0 | 33 |     |     |     |
| Totals   |                   |       | 25-57 | 11-25 | 10-10 | 5        | 14  | 19  | 16 | 71 | 16 | 9  | 0 | 4  | 200 |     |     |
| FG 1st Half: 12-25    48.0%    2nd half: 13-32    40.6%    Game: 25-57    43.9%    Deadball Rebounds |                   |       |       |       |       |          |     |     |    |    |    |    |   |    |     |     |     |
| 3FG 1st Half: 6-12    50.0%    2nd half: 5-13    38.5%    Game: 11-25    44.0%                       |                   |       |       |       |       |          |     |     |    |    |    |    |   |    |     |     |     |
| FT 1st Half: 9-10    90.0%    2nd half: 11   |                   |       |       |       |       |          |     |     |    |    |    |    |   |    |     |     |     |

# Southeast Missouri State REDHAWKS

## BOX SCORES

### GAME 13

#### SAINT LOUIS 78, SOUTHEAST MISSOURI 48

Dec. 22, 2017 • Chaifetz Arena • St. Louis, Mo.

##### Southeast Missouri 48 • 6-7

| #      | Player            | Total  |        | 3-Ptr  |        | Rebounds |     |     | PF | TP | A TO Blk Stl |    |   |   | Min |
|--------|-------------------|--------|--------|--------|--------|----------|-----|-----|----|----|--------------|----|---|---|-----|
|        |                   | FG-FGA | FG-FGA | FT-FTA | FT-FTA | Off      | Def | Tot |    |    |              |    |   |   |     |
| 04     | VRANES, Milos     | f      | 3-4    | 1-2    | 0-0    | 1        | 1   | 2   | 2  | 7  | 0            | 1  | 0 | 0 | 19  |
| 34     | MAHONEY, Denzel   | f      | 3-9    | 1-4    | 5-8    | 1        | 3   | 4   | 2  | 12 | 1            | 1  | 0 | 0 | 30  |
| 20     | CARPENTER, Justin | c      | 0-5    | 0-1    | 4-4    | 2        | 5   | 7   | 1  | 4  | 1            | 0  | 1 | 0 | 18  |
| 02     | DALTON, Jonathan  | g      | 1-1    | 0-0    | 0-0    | 0        | 3   | 3   | 0  | 2  | 4            | 2  | 0 | 1 | 29  |
| 25     | BREWER, Ledarius  | g      | 4-12   | 0-2    | 0-0    | 1        | 1   | 2   | 1  | 8  | 1            | 2  | 0 | 2 | 23  |
| 03     | KOWALSKI, Ray     | g      | 0-5    | 0-4    | 0-0    | 0        | 0   | 0   | 0  | 1  | 0            | 0  | 0 | 0 | 9   |
| 13     | GABLE, Isaiah     | g      | 1-6    | 1-4    | 0-0    | 0        | 1   | 1   | 2  | 3  | 0            | 2  | 0 | 0 | 17  |
| 15     | LEWIS, Donnie     | g      | 0-0    | 0-0    | 0-0    | 0        | 0   | 0   | 1  | 0  | 0            | 1  | 0 | 0 | 18  |
| 30     | SIMMONS, Daniel   | g      | 3-6    | 2-4    | 0-0    | 1        | 1   | 2   | 1  | 8  | 2            | 1  | 0 | 0 | 22  |
| 42     | LAROS, Mark       | g      | 2-5    | 0-0    | 0-0    | 1        | 2   | 3   | 1  | 4  | 0            | 1  | 0 | 0 | 15  |
| Team   |                   |        |        |        |        | 4        | 0   | 4   |    |    |              |    |   |   |     |
| Totals |                   |        | 17-53  | 5-21   | 9-12   | 11       | 17  | 28  | 11 | 48 | 10           | 11 | 1 | 3 | 200 |

FG % 1st Half: 8-25 32.0% 2nd half: 9-28 32.1% Game: 17-53 32.1%  
3FG % 1st Half: 1-11 9.1% 2nd half: 4-10 40.0% Game: 5-21 23.8%  
FT % 1st Half: 6-6 100.0 2nd half: 3-6 50.0% Game: 9-12 75.0%

##### Saint Louis 78 • 7-6

| #      | Player          | Total  |        | 3-Ptr  |        | Rebounds |     |     | PF | TP | A TO Blk Stl |   |   |   | Min |
|--------|-----------------|--------|--------|--------|--------|----------|-----|-----|----|----|--------------|---|---|---|-----|
|        |                 | FG-FGA | FG-FGA | FT-FTA | FT-FTA | Off      | Def | Tot |    |    |              |   |   |   |     |
| 20     | JOHNSON, Jalen  | f      | 1-5    | 1-4    | 0-0    | 0        | 3   | 3   | 3  | 2  | 1            | 0 | 0 | 0 | 29  |
| 22     | FRENCH, Hasahn  | f      | 2-6    | 0-0    | 1-2    | 3        | 4   | 7   | 2  | 5  | 4            | 1 | 0 | 1 | 29  |
| 00     | GOODWIN, Jordan | g      | 9-13   | 1-2    | 1-1    | 2        | 6   | 8   | 3  | 20 | 2            | 3 | 0 | 1 | 33  |
| 03     | BESS, Javon     | g      | 6-10   | 0-1    | 2-3    | 3        | 7   | 10  | 2  | 14 | 5            | 1 | 1 | 1 | 32  |
| 05     | ROBY, Davell    | g      | 9-15   | 4-8    | 1-1    | 0        | 2   | 2   | 1  | 23 | 3            | 1 | 0 | 2 | 32  |
| 01     | FOREMAN, D.J.   | g      | 0-1    | 0-0    | 0-0    | 0        | 0   | 0   | 0  | 0  | 0            | 0 | 1 | 0 | 8   |
| 21     | PSIMITS, Markos | g      | 0-1    | 0-1    | 0-0    | 0        | 0   | 0   | 0  | 0  | 0            | 0 | 0 | 0 | 3   |
| 34     | HINES, Aaron    | g      | 5-7    | 2-4    | 0-0    | 0        | 1   | 1   | 2  | 12 | 1            | 1 | 0 | 1 | 20  |
| 25     | ANTHONY, Rashed | g      | 0-0    | 0-0    | 1-2    | 2        | 3   | 5   | 0  | 1  | 0            | 0 | 4 | 0 | 14  |
| Team   |                 |        |        |        |        | 1        | 0   | 1   |    |    |              |   |   |   |     |
| Totals |                 |        | 32-58  | 8-20   | 6-9    | 11       | 26  | 37  | 13 | 78 | 17           | 9 | 6 | 6 | 200 |

FG % 1st Half: 16-31 51.6% 2nd half: 16-27 59.3% Game: 32-58 55.2%  
3FG % 1st Half: 2-10 20.0% 2nd half: 6-10 60.0% Game: 8-20 40.0%  
FT % 1st Half: 1-2 50.0% 2nd half: 5-7 71.4% Game: 6-9 66.7%

Officials: Tim Nestor, Wally Rutecki, Brent Hampton  
Technical fouls: Southeast Missouri-None, Saint Louis-None.  
Attendance: 8021

| Score by periods   | 1st | 2nd | Total |
|--------------------|-----|-----|-------|
| Southeast Missouri | 23  | 25  | 48    |
| Saint Louis        | 35  | 43  | 78    |

| Points | In | Off | 2nd | Fast | Bench |
|--------|----|-----|-----|------|-------|
| SEMO   | 18 | 2   | 8   | 0    | 15    |
| SLU    | 48 | 20  | 18  | 14   | 13    |

### GAME 14

#### BELMONT 94, SOUTHEAST MISSOURI 72

Dec. 28, 2017 • Show Me Center • Cape Girardeau, Mo.

##### Belmont 94 • 9-5, 1-0 OVC

| #      | Player            | Total  |        | 3-Ptr  |        | Rebounds |     |     | PF | TP | A TO Blk Stl |    |   |   | Min |
|--------|-------------------|--------|--------|--------|--------|----------|-----|-----|----|----|--------------|----|---|---|-----|
|        |                   | FG-FGA | FG-FGA | FT-FTA | FT-FTA | Off      | Def | Tot |    |    |              |    |   |   |     |
| 25     | MERCER, Mack      | f      | 4-5    | 0-1    | 0-0    | 2        | 3   | 5   | 4  | 8  | 2            | 0  | 0 | 0 | 14  |
| 32     | EGEKEZE, Amanze   | f      | 7-7    | 3-3    | 4-4    | 0        | 3   | 3   | 2  | 21 | 0            | 0  | 0 | 1 | 24  |
| 01     | LUKE, Austin      | g      | 0-0    | 0-0    | 0-0    | 0        | 0   | 0   | 4  | 0  | 8            | 2  | 1 | 1 | 24  |
| 03     | WINDLER, Dylan    | g      | 6-9    | 3-6    | 1-2    | 1        | 8   | 9   | 1  | 16 | 4            | 1  | 3 | 1 | 34  |
| 11     | MCCLAIN, Kevin    | g      | 5-12   | 1-4    | 1-2    | 3        | 3   | 6   | 1  | 12 | 2            | 4  | 0 | 0 | 35  |
| 02     | MURPHY, Grayson   | g      | 2-5    | 0-2    | 0-0    | 0        | 2   | 2   | 0  | 4  | 2            | 0  | 0 | 1 | 10  |
| 14     | HOPKINS, Nick     | g      | 7-13   | 7-11   | 0-0    | 0        | 3   | 3   | 3  | 21 | 0            | 0  | 0 | 0 | 28  |
| 21     | SAMPSON, Burton   | g      | 0-0    | 0-0    | 2-2    | 0        | 0   | 0   | 0  | 2  | 1            | 0  | 0 | 0 | 5   |
| 42     | BENKERT, Michael  | g      | 0-0    | 0-0    | 0-0    | 0        | 0   | 0   | 1  | 0  | 0            | 1  | 0 | 0 | 4   |
| 41     | HADDEN, Tyler     | g      | 3-6    | 0-1    | 0-0    | 1        | 2   | 3   | 4  | 6  | 0            | 1  | 0 | 0 | 14  |
| 50     | ADELSPERGER, Seth | g      | 2-3    | 0-0    | 0-0    | 0        | 0   | 0   | 1  | 4  | 0            | 0  | 1 | 0 | 8   |
| Team   |                   |        |        |        |        | 0        | 3   | 3   |    |    |              |    |   |   |     |
| Totals |                   |        | 36-60  | 14-28  | 8-10   | 7        | 27  | 34  | 21 | 94 | 21           | 10 | 5 | 4 | 200 |

FG % 1st Half: 19-35 54.3% 2nd half: 17-25 68.0% Game: 36-60 60.0%  
3FG % 1st Half: 8-16 50.0% 2nd half: 6-12 50.0% Game: 14-28 50.0%  
FT % 1st Half: 1-2 50.0% 2nd half: 7-8 87.5% Game: 8-10 80.0%

##### Southeast Missouri 72 • 6-8, 0-1 OVC

| #      | Player            | Total  |        | 3-Ptr  |        | Rebounds |     |     | PF | TP | A TO Blk Stl |    |   |   | Min |
|--------|-------------------|--------|--------|--------|--------|----------|-----|-----|----|----|--------------|----|---|---|-----|
|        |                   | FG-FGA | FG-FGA | FT-FTA | FT-FTA | Off      | Def | Tot |    |    |              |    |   |   |     |
| 34     | MAHONEY, Denzel   | f      | 5-13   | 2-5    | 7-10   | 5        | 3   | 8   | 2  | 19 | 1            | 1  | 0 | 2 | 32  |
| 20     | CARPENTER, Justin | c      | 2-7    | 0-1    | 0-0    | 2        | 0   | 2   | 2  | 4  | 0            | 0  | 0 | 0 | 19  |
| 02     | DALTON, Jonathan  | g      | 1-4    | 0-0    | 1-3    | 0        | 2   | 2   | 0  | 3  | 6            | 1  | 0 | 2 | 31  |
| 23     | SIMMONS, Daniel   | g      | 4-10   | 0-2    | 3-4    | 0        | 5   | 5   | 2  | 11 | 2            | 4  | 0 | 1 | 28  |
| 25     | BREWER, Ledarius  | g      | 7-11   | 6-9    | 1-2    | 0        | 0   | 0   | 3  | 21 | 1            | 2  | 0 | 0 | 22  |
| 03     | KOWALSKI, Ray     | g      | 1-3    | 0-2    | 0-0    | 0        | 0   | 0   | 0  | 2  | 1            | 1  | 0 | 1 | 9   |
| 04     | VRANES, Milos     | g      | 0-2    | 0-1    | 0-0    | 1        | 1   | 2   | 1  | 0  | 1            | 1  | 0 | 0 | 8   |
| 13     | GABLE, Isaiah     | g      | 2-6    | 1-3    | 3-4    | 1        | 3   | 4   | 2  | 8  | 0            | 0  | 0 | 0 | 23  |
| 15     | LEWIS, Donnie     | g      | 0-0    | 0-0    | 0-0    | 0        | 0   | 0   | 0  | 1  | 0            | 1  | 0 | 1 | 9   |
| 42     | LAROS, Mark       | g      | 2-3    | 0-0    | 0-0    | 3        | 2   | 5   | 1  | 4  | 0            | 2  | 0 | 0 | 19  |
| Team   |                   |        |        |        |        | 0        | 1   | 1   |    |    |              |    |   |   |     |
| Totals |                   |        | 24-59  | 9-23   | 15-23  | 12       | 17  | 29  | 13 | 72 | 13           | 12 | 0 | 7 | 200 |

FG % 1st Half: 11-25 44.0% 2nd half: 13-34 38.2% Game: 24-59 40.7%  
3FG % 1st Half: 4-11 36.4% 2nd half: 5-12 41.7% Game: 9-23 39.1%  
FT % 1st Half: 10-16 62.5% 2nd half: 5-7 71.4% Game: 15-23 65.2%

Officials: John St. Clair, Coy Gammon, Shane Staggs  
Technical fouls: Belmont-None, Southeast Missouri-None.  
Attendance: 1310

| Score by periods   | 1st | 2nd | Total |
|--------------------|-----|-----|-------|
| Belmont            | 47  | 47  | 94    |
| Southeast Missouri | 36  | 36  | 72    |

| Points | In | Off | 2nd | Fast | Bench |
|--------|----|-----|-----|------|-------|
| BEL    | 38 | 15  | 10  | 4    | 37    |
| SEMO   | 16 | 13  | 16  | 4    | 14    |

### GAME 15

#### SOUTHEAST MISSOURI 77, TENNESSEE STATE 65

Dec. 31, 2017 • Show Me Center • Cape Girardeau, Mo.

##### Tennessee State 65 • 5-8, 0-2 OVC

| #      | Player              | Total  |        | 3-Ptr  |        | Rebounds |     |     | PF | TP | A TO Blk Stl |    |   |   | Min |
|--------|---------------------|--------|--------|--------|--------|----------|-----|-----|----|----|--------------|----|---|---|-----|
|        |                     | FG-FGA | FG-FGA | FT-FTA | FT-FTA | Off      | Def | Tot |    |    |              |    |   |   |     |
| 04     | HAMILTON, K.        | f      | 5-11   | 2-5    | 0-0    | 2        | 2   | 4   | 4  | 12 | 1            | 0  | 0 | 2 | 26  |
| 21     | MEKOWULU, Christian | f      | 3-7    | 0-0    | 2-3    | 1        | 2   | 3   | 3  | 8  | 1            | 2  | 2 | 2 | 25  |
| 00     | CHANEY, Armani      | f      | 0-3    | 0-0    | 0-0    | 0        | 4   | 4   | 2  | 0  | 0            | 2  | 0 | 0 | 18  |
| 01     | SPENCER, Delano     | g      | 6-18   | 4-11   | 1-1    | 0        | 3   | 3   | 1  | 17 | 1            | 1  | 0 | 2 | 32  |
| 14     | REDDICK, Darreon    | g      | 3-6    | 0-1    | 5-5    | 0        | 1   | 1   | 3  | 11 | 1            | 3  | 0 | 1 | 25  |
| 02     | MCKNIGHT, Kamar     | g      | 1-3    | 0-2    | 1-2    | 0        | 3   | 3   | 1  | 3  | 2            | 0  | 0 | 0 | 12  |
| 10     | DAVIS, Tripp        | g      | 0-0    | 0-0    | 0-0    | 0        | 0   | 0   | 1  | 0  | 0            | 0  | 0 | 0 | 9   |
| 22     | CUMMINGS, Daniel    | g      | 1-3    | 1-2    | 0-0    | 0        | 1   | 1   | 3  | 3  | 1            | 2  | 0 | 0 | 16  |
| 30     | CHAFEE JR., Stokley | g      | 1-1    | 0-0    | 0-0    | 0        | 2   | 2   | 2  | 2  | 0            | 0  | 0 | 0 | 16  |
| 34     | DUKE, Jalen         | g      | 4-4    | 1-1    | 0-0    | 1        | 2   | 3   | 0  | 9  | 1            | 0  | 0 | 0 | 21  |
| Team   |                     |        |        |        |        | 1        | 2   | 3   |    |    |              |    |   |   |     |
| Totals |                     |        | 24-56  | 8-22   | 9-11   | 5        | 22  | 27  | 20 | 65 | 8            | 10 | 2 | 7 | 200 |

FG % 1st Half: 10-27 37.0% 2nd half: 14-29 48.3% Game: 24-56 42.9%  
3FG % 1st Half: 1-8 12.5% 2nd half: 7-14 50.0% Game: 8-22 36.4%  
FT % 1st Half: 6-8 75.0% 2nd half: 3-3 100.0 Game: 9-11 81.8%

##### Southeast Missouri 77 • 7-8, 1-1 OVC

| #  | Player            |   | Total  |        | 3-Ptr  |        | Rebounds |     |     | PF | TP | A TO Blk Stl |   |   |    | Min |
|----|-------------------|---|--------|--------|--------|--------|----------|-----|-----|----|----|--------------|---|---|----|-----|
|    |                   |   | FG-FGA | FG-FGA | FT-FTA | FT-FTA | Off      | Def | Tot |    |    |              |   |   |    |     |
| 04 | VRANES, Milos     | f | 4-7    | 3-6    | 1-2    | 1      | 5        | 6   | 1   | 12 | 2  | 3            | 0 | 1 | 21 |     |
| 34 | MAHONEY, Denzel   | f | 4-8    | 2-4    | 12-13  | 3      | 8        | 11  | 1   | 22 | 2  | 2            | 0 | 2 | 34 |     |
| 20 | CARPENTER, Justin | c | 5-8    | 2-3    | 2-2    | 0      | 2        | 2   | 4   | 14 | 1  | 1            | 1 | 0 | 25 |     |
| 02 | DALTON, Jonathan  | g | 0-2    | 0-1    | 2-2    | 2      | 1        | 3   | 2   | 2  | 4  | 3            | 0 | 0 | 29 |     |
| 25 | BREWER, Ledarius  | g | 7-18   | 2-12   | 0-1    | 0      | 6        | 6   | 1   | 16 | 1  | 0            | 3 | 1 | 30 |     |
| 03 | KOWALSKI, Ray     | g | 0-2    | 0-2    | 0-0    | 0      | 2        | 2   | 1   | 0  | 1  | 0            | 0 | 0 | 9  |     |
| 13 | GABLE, Isaiah     | g | 2-5    | 1-4    | 0-0    | 0      | 0        | 0   | 0   | 5  | 1  | 0            | 0 | 0 | 9  |     |
| 15 | LEWIS, Donnie     | g | 0-0    | 0-0    | 0-0    | 1      | 2        | 3   | 3   | 0  | 4  | 2            | 0 | 1 | 20 |     |
| 30 | SIMMONS, Daniel   | g | 2-3    | 2-3    | 0-0    | 0      | 1        | 1   | 2   | 6  | 0  | 2            | 0 | 0 | 12 |     |
| 42 | LAROS, Mark       | g | 0-0    | 0-0    | 0-0    | 1      | 2        | 3   | 0   | 0  | 0  | 0            | 0 | 0 | 11 |     |
|    | Team              |   |        |        |        | 2      | 0        | 2   |     |    |    |              |   |   |    |     |

# Southeast Missouri State REDHAWKS

## BOX SCORES

### GAME 17

#### AUSTIN PEAY 76, SOUTHEAST MISSOURI 71

Jan. 6, 2018 • Dunn Center • Clarksville, Tenn.

##### Southeast Missouri 71 • (7-10, 1-3 OVC)

| #                          | Player            | Total                 |       | 3-Ptr             |       | Rebounds            |     |     | PF | TP | A  | TO | Blk | Stl | Min |
|----------------------------|-------------------|-----------------------|-------|-------------------|-------|---------------------|-----|-----|----|----|----|----|-----|-----|-----|
|                            |                   | FG                    | FGA   | FG                | FGA   | FT                  | FTA | Off |    |    |    |    |     |     |     |
| 04                         | VRANES, Milos     | f                     | 2-5   | 2-5               | 1-2   | 1                   | 4   | 5   | 5  | 7  | 0  | 2  | 0   | 0   | 35  |
| 20                         | CARPENTER, Justin | f                     | 1-3   | 0-0               | 0-0   | 1                   | 1   | 2   | 3  | 2  | 1  | 2  | 0   | 1   | 15  |
| 02                         | DALTON, Jonathan  | g                     | 3-4   | 1-1               | 0-0   | 2                   | 3   | 1   | 3  | 1  | 9  | 3  | 0   | 0   | 33  |
| 25                         | BREWER, Ledarrus  | g                     | 5-15  | 4-9               | 4-6   | 0                   | 1   | 1   | 2  | 18 | 1  | 1  | 1   | 2   | 38  |
| 34                         | MAHONEY, Denzel   | g                     | 7-11  | 4-6               | 6-6   | 1                   | 5   | 6   | 3  | 24 | 0  | 3  | 1   | 0   | 26  |
| 03                         | KOWALSKI, Ray     |                       | 0-0   | 0-0               | 0-0   | 0                   | 0   | 0   | 0  | 0  | 0  | 0  | 0   | 1   | 6   |
| 15                         | LEWIS, Donnie     |                       | 0-0   | 0-0               | 0-0   | 0                   | 0   | 0   | 2  | 0  | 2  | 0  | 0   | 0   | 12  |
| 23                         | SIMMONS, Daniel   |                       | 5-10  | 0-3               | 1-3   | 0                   | 2   | 2   | 3  | 11 | 1  | 1  | 0   | 0   | 22  |
| 42                         | LAROS, Mark       |                       | 1-3   | 0-0               | 0-0   | 2                   | 1   | 3   | 2  | 2  | 0  | 0  | 0   | 0   | 13  |
|                            | Team              |                       |       |                   |       | 0                   | 1   | 1   |    |    |    |    |     |     |     |
| Totals                     |                   |                       | 24-51 | 11-24             | 12-17 | 7                   | 16  | 23  | 21 | 71 | 14 | 12 | 2   | 4   | 200 |
| FG % 1st Half: 10-26 38.5% |                   | 2nd half: 14-25 56.0% |       | Game: 24-51 47.1% |       | Deadball Rebounds 3 |     |     |    |    |    |    |     |     |     |
| 3FG % 1st Half: 3-12 25.0% |                   | 2nd half: 8-12 66.7%  |       | Game: 11-24 45.8% |       |                     |     |     |    |    |    |    |     |     |     |
| FT % 1st Half: 4-7 57.1%   |                   | 2nd half: 8-10 80.0%  |       | Game: 12-17 70.6% |       |                     |     |     |    |    |    |    |     |     |     |

##### Austin Peay 76 • (9-7, 4-0 OVC)

| #                          | Player              | Total                 |       | 3-Ptr             |       | Rebounds            |     |     | PF | TP | A  | TO | Blk | Stl | Min |
|----------------------------|---------------------|-----------------------|-------|-------------------|-------|---------------------|-----|-----|----|----|----|----|-----|-----|-----|
|                            |                     | FG                    | FGA   | FG                | FGA   | FT                  | FTA | Off |    |    |    |    |     |     |     |
| 03                         | PORTER-BUNTON, Chri | f                     | 3-11  | 2-7               | 3-4   | 1                   | 2   | 3   | 4  | 11 | 1  | 1  | 0   | 2   | 23  |
| 21                         | TAYLOR, Terry       | f                     | 9-14  | 2-6               | 9-11  | 9                   | 5   | 14  | 1  | 29 | 1  | 2  | 0   | 0   | 35  |
| 24                         | UGBA, Averyl        | f                     | 5-6   | 1-2               | 2-4   | 5                   | 3   | 8   | 4  | 13 | 0  | 2  | 0   | 0   | 21  |
| 01                         | IVORY, Tre'         | g                     | 3-9   | 0-2               | 0-0   | 1                   | 3   | 4   | 0  | 6  | 6  | 3  | 0   | 0   | 33  |
| 04                         | GUMM, Dayton        | g                     | 2-6   | 0-3               | 0-1   | 1                   | 2   | 3   | 0  | 4  | 2  | 1  | 0   | 1   | 27  |
| 00                         | McCARTHY, Acodyan   |                       | 0-0   | 0-0               | 0-0   | 0                   | 0   | 0   | 0  | 0  | 0  | 1  | 0   | 0   | 1   |
| 15                         | CUCAK, Ivan         |                       | 0-0   | 0-0               | 0-0   | 0                   | 0   | 0   | 2  | 0  | 0  | 0  | 0   | 0   | 6   |
| 22                         | HENDERSON, Richard  |                       | 2-5   | 0-0               | 0-0   | 2                   | 1   | 3   | 3  | 4  | 0  | 2  | 0   | 0   | 10  |
| 23                         | HARRIS, Steve       |                       | 3-6   | 0-2               | 0-0   | 1                   | 3   | 4   | 0  | 6  | 1  | 0  | 0   | 0   | 24  |
| 25                         | GLOTTA, Zach        |                       | 1-5   | 1-3               | 0-0   | 0                   | 1   | 1   | 1  | 3  | 2  | 1  | 0   | 0   | 20  |
|                            | Team                |                       |       |                   |       | 2                   | 2   | 4   |    |    |    |    |     |     |     |
| Totals                     |                     |                       | 28-62 | 6-25              | 14-20 | 22                  | 22  | 44  | 15 | 76 | 13 | 7  | 0   | 4   | 200 |
| FG % 1st Half: 14-32 43.8% |                     | 2nd half: 14-30 46.7% |       | Game: 28-62 45.2% |       | Deadball Rebounds 2 |     |     |    |    |    |    |     |     |     |
| 3FG % 1st Half: 4-16 25.0% |                     | 2nd half: 2-9 22.2%   |       | Game: 6-25 24.0%  |       |                     |     |     |    |    |    |    |     |     |     |
| FT % 1st Half: 4-6 66.7%   |                     | 2nd half: 10-14 71.4% |       | Game: 14-20 70.0% |       |                     |     |     |    |    |    |    |     |     |     |

Officials: Kevin Driver, Mike Grundman, Cody Crum

Technical fouls: Southeast Missouri-None. Austin Peay-None.

Attendance: 1825

| Score by periods   | 1st | 2nd | Total |
|--------------------|-----|-----|-------|
| Southeast Missouri | 27  | 44  | 71    |
| Austin Peay        | 36  | 40  | 76    |

| Points | In | Off | 2nd | Fast | Bench |
|--------|----|-----|-----|------|-------|
| SEMO   | 22 | 19  | 5   | 2    | 13    |
| APSU   | 38 | 16  | 24  | 4    | 13    |

### GAME 18

#### SOUTHEAST MISSOURI 78, MOREHEAD STATE 75

Jan. 11, 2018 • Show Me Center • Cape Girardeau, Mo.

##### Morehead State 75 • 4-12, 0-5 OVC

| #                          | Player           | FG                    | FGA   | 3-Ptr             | FG    | FGA                 | FT | FTA | Off | Def | Tot | PF | TP | A | TO  | Blk | Stl | Min |
|----------------------------|------------------|-----------------------|-------|-------------------|-------|---------------------|----|-----|-----|-----|-----|----|----|---|-----|-----|-----|-----|
| 12                         | GREEN, Malek     | f                     | 2-3   | 0-0               | 3-3   | 3                   | 3  | 6   | 3   | 7   | 0   | 0  | 0  | 0 | 0   | 0   | 0   | 20  |
| 13                         | HARRIS, Lamontay | f                     | 7-14  | 1-4               | 0-0   | 1                   | 9  | 10  | 2   | 15  | 1   | 3  | 0  | 0 | 0   | 0   | 31  |     |
| 00                         | HICKS, A.J.      | g                     | 8-14  | 1-5               | 4-6   | 0                   | 1  | 1   | 1   | 21  | 5   | 3  | 0  | 0 | 2   | 34  |     |     |
| 02                         | WALKER, Jordan   | g                     | 2-7   | 0-3               | 5-7   | 1                   | 2  | 3   | 4   | 9   | 3   | 1  | 0  | 2 | 37  |     |     |     |
| 32                         | HENSON, Djimon   | g                     | 1-6   | 0-4               | 0-0   | 1                   | 2  | 3   | 4   | 2   | 1   | 3  | 0  | 0 | 0   | 28  |     |     |
| 01                         | KING, Londell    |                       | 3-6   | 0-2               | 0-0   | 4                   | 2  | 6   | 5   | 6   | 0   | 2  | 0  | 1 | 23  |     |     |     |
| 04                         | COOPER, De'von   |                       | 5-7   | 5-7               | 0-0   | 1                   | 4  | 5   | 1   | 15  | 0   | 2  | 0  | 1 | 21  |     |     |     |
| 10                         | CHATMAN, Alonzo  |                       | 0-1   | 0-0               | 0-1   | 0                   | 0  | 0   | 2   | 0   | 0   | 3  | 0  | 0 | 6   |     |     |     |
|                            | Team             |                       |       |                   |       | 1                   | 1  | 2   |     |     |     |    |    |   |     |     |     |     |
| Totals                     |                  |                       | 28-58 | 7-25              | 12-17 | 12                  | 24 | 36  | 22  | 75  | 10  | 17 | 0  | 6 | 200 |     |     |     |
| FG % 1st Half: 10-26 38.5% |                  | 2nd half: 18-32 56.3% |       | Game: 28-58 48.3% |       | Deadball Rebounds 1 |    |     |     |     |     |    |    |   |     |     |     |     |
| 3FG % 1st Half: 3-11 27.3% |                  | 2nd half: 4-14 28.6%  |       | Game: 7-25 28.0%  |       |                     |    |     |     |     |     |    |    |   |     |     |     |     |
| FT % 1st Half: 5-7 71.4%   |                  | 2nd half: 7-10 70.0%  |       | Game: 12-17 70.6% |       |                     |    |     |     |     |     |    |    |   |     |     |     |     |

##### Southeast Missouri 78 • 8-10, 2-3 OVC

| #                          | Player            | FG                    | FGA   | 3-Ptr             | FG    | FGA                 | FT | FTA | Off | Def | Tot | PF | TP | A | TO  | Blk | Stl | Min |
|----------------------------|-------------------|-----------------------|-------|-------------------|-------|---------------------|----|-----|-----|-----|-----|----|----|---|-----|-----|-----|-----|
| 34                         | MAHONEY, Denzel   | f                     | 8-15  | 3-9               | 3-5   | 1                   | 3  | 4   | 4   | 22  | 1   | 1  | 1  | 1 | 1   | 1   | 1   | 28  |
| 42                         | LAROS, Mark       | c                     | 5-7   | 0-1               | 1-2   | 3                   | 5  | 8   | 1   | 11  | 1   | 1  | 1  | 1 | 1   | 1   | 1   | 33  |
| 05                         | DALTON, Jonathan  | g                     | 4-9   | 1-6               | 1-2   | 0                   | 2  | 2   | 1   | 10  | 6   | 3  | 0  | 1 | 0   | 0   | 1   | 39  |
| 15                         | LEWIS, Donnie     | g                     | 0-2   | 0-2               | 2-3   | 0                   | 2  | 2   | 2   | 2   | 2   | 2  | 1  | 0 | 0   | 0   | 0   | 25  |
| 25                         | BREWER, Ledarrus  | g                     | 4-8   | 2-6               | 6-7   | 0                   | 3  | 3   | 3   | 16  | 1   | 2  | 0  | 1 | 0   | 1   | 1   | 33  |
| 20                         | CARPENTER, Justin |                       | 0-1   | 0-1               | 2-2   | 2                   | 2  | 4   | 3   | 2   | 0   | 3  | 0  | 1 | 0   | 0   | 0   | 13  |
| 23                         | SIMMONS, Daniel   |                       | 5-9   | 2-4               | 3-4   | 1                   | 2  | 3   | 5   | 15  | 0   | 2  | 0  | 0 | 1   | 1   | 1   | 29  |
|                            | Team              |                       |       |                   |       | 1                   | 3  | 4   |     |     |     |    |    |   |     |     |     |     |
| Totals                     |                   |                       | 26-51 | 8-29              | 18-25 | 8                   | 22 | 30  | 19  | 78  | 11  | 13 | 2  | 5 | 200 |     |     |     |
| FG % 1st Half: 12-26 46.2% |                   | 2nd half: 14-25 56.0% |       | Game: 26-51 51.0% |       | Deadball Rebounds 0 |    |     |     |     |     |    |    |   |     |     |     |     |
| 3FG % 1st Half: 6-17 35.3% |                   | 2nd half: 2-12 16.7%  |       | Game: 8-29 27.6%  |       |                     |    |     |     |     |     |    |    |   |     |     |     |     |
| FT % 1st Half: 7-9 77.8%   |                   | 2nd half: 11-16 68.8% |       | Game: 18-25 72.0% |       |                     |    |     |     |     |     |    |    |   |     |     |     |     |

Officials: John St. Clair, Coy Gammon, Darnell Spann

Technical fouls: Morehead State-None. Southeast Missouri-SIMMONS, Daniel; CARPENTER, Justin.

Attendance: 915

| Score by periods   | 1st | 2nd | Total |
|--------------------|-----|-----|-------|
| Morehead State     | 28  | 47  | 75    |
| Southeast Missouri | 37  | 41  | 78    |

| Points | In | Off | 2nd | Fast | Bench |
|--------|----|-----|-----|------|-------|
| MOR    | 36 | 21  | 8   | 6    | 21    |
| SEMO   | 34 | 25  | 11  | 2    | 17    |

### GAME 19

#### EASTERN KENTUCKY 91, SOUTHEAST MISSOURI 86

Jan. 13, 2018 • Show Me Center • Cape Girardeau, Mo.

##### Eastern Kentucky 91 • 8-11, 2-4 OVC

| #                          | Player            | Total                 |       | 3-Ptr             |       | Rebounds          |     |     | PF | TP | A  | TO | Blk | Stl | Min |
|----------------------------|-------------------|-----------------------|-------|-------------------|-------|-------------------|-----|-----|----|----|----|----|-----|-----|-----|
|                            |                   | FG                    | FGA   | FG                | FGA   | FT                | FTA | Off |    |    |    |    |     |     |     |
| 02                         | DISHMAN, DeAndre  | f                     | 7-13  | 0-0               | 3-3   | 2                 | 2   | 4   | 1  | 17 | 0  | 2  | 1   | 0   | 28  |
| 10                         | MAYO, Nick        | f                     | 4-6   | 3-3               | 0-0   | 0                 | 5   | 5   | 4  | 11 | 5  | 0  | 1   | 0   | 27  |
| 00                         | WEAVER, Dujuana   | g                     | 4-6   | 3-4               | 4-4   | 0                 | 5   | 5   | 3  | 15 | 0  | 1  | 0   | 1   | 23  |
| 01                         | HOBBS, JacQuess   | g                     | 3-5   | 2-3               | 0-0   | 0                 | 0   | 0   | 0  | 8  | 0  | 0  | 0   | 0   | 8   |
| 20                         | BOYD, Dedic       | g                     | 1-10  | 0-9               | 7-8   | 0                 | 4   | 4   | 2  | 9  | 5  | 3  | 0   | 2   | 35  |
| 03                         | BROUGHTON, Peyton |                       | 2-5   | 1-2               | 0-0   | 1                 | 0   | 1   | 0  | 5  | 2  | 0  | 0   | 0   | 15  |
| 04                         | AVARE, Dillon     |                       | 0-3   | 0-3               | 0-0   | 0                 | 1   | 1   | 1  | 0  | 2  | 2  | 0   | 0   | 18  |
| 05                         | YOUNGMAN, A.J.    |                       | 2-3   | 2-3               | 0-0   | 0                 | 1   | 1   | 5  | 6  | 0  | 2  | 0   | 0   | 18  |
| 12                         | CHARLES, Zach     |                       | 1-1   | 0-0               | 0-0   | 0                 | 3   | 3   | 3  | 2  | 1  | 0  | 0   | 1   | 12  |
| 13                         | DAVIS, Jackson    |                       | 5-12  | 1-2               | 7-7   | 4                 | 1   | 5   | 0  | 18 | 0  | 0  | 0   | 0   | 16  |
|                            | Team              |                       |       |                   |       | 0                 | 0   | 0   |    |    |    |    |     |     |     |
| Totals                     |                   |                       | 29-64 | 12-29             | 21-22 | 7                 | 22  | 29  | 19 | 91 | 15 | 10 | 2   | 5   | 200 |
| FG % 1st Half: 16-34 47.1% |                   | 2nd half: 13-30 43.3% |       | Game: 29-64 45.3% |       | Deadball Rebounds |     |     |    |    |    |    |     |     |     |
| 3FG % 1st Half: 8-15 53.3% |                   | 2nd half: 4-14 28.6%  |       | Game: 12-29 41.4% |       |                   |     |     |    |    |    |    |     |     |     |
| FT % 1st Half: 4-4 100.0   |                   | 2nd half: 17-18 94.4% |       | Game: 21-22 95.5% |       |                   |     |     |    |    |    |    |     |     |     |
|                            |                   |                       |       |                   |       |                   |     | 1   |    |    |    |    |     |     |     |