

YOUR REDHAWKS 2017-18 SOUTHEAST MISSOURI BASKETBALL

**GAME
19**



EASTERN KENTUCKY (7-11, 1-4) VS. SOUTHEAST MISSOURI (8-10, 2-3)

MEDIA COVERAGE

Radio.....SEMO ESPN 92.9 FM / Real Rock 99.3 FM
(Erik Sean, Jess Bolen)
Video.....OVC Digital Network
Live Stats.....GoSoutheast.com

SOUTHEAST MISSOURI SPORTS INFORMATION

Basketball Contact.....Jeff Honza
Phone / Email.....(573) 651-2933 / redhawk1@me.com

GoSoutheast.com

Social Media



Date.....Saturday, January 13, 2018
Tipoff.....4:15 p.m., CT
Location.....Cape Girardeau, Mo.
Arena.....Show Me Center (7,000)
Series History.....EKU leads, 29-19
Last Meeting.....SEMO 81, EKU 48
(Dec. 31, 2016 / Cape Girardeau, Mo.)

Head Coaches

Rick Ray (65-112 overall; 28-52 at SEMO; 13-24 OVC)
Dan McHale (34-46 overall; 34-46 at EKU; 12-25 OVC)

2017-18 SCHEDULE/RESULTS

November (3-4)

1	Missouri S&T (exhibition)	W, 94-75
4	Missouri Southern (exhibition)	W, 85-77
10	Missouri Baptist OVCN	W, 81-69
	<i>Cancun Challenge</i>	
13	<i>at Louisiana Tech</i>	<i>L, 95-96</i> OT
16	<i>at Evansville</i> ESPN3	<i>L, 50-66</i>
21	<i>vs. Cal State Northridge</i> # CBS SPORTS DIGITAL	<i>W, 74-59</i>
22	<i>vs. Montana State</i> # CBS SPORTS DIGITAL	<i>L, 82-88</i>
26	North Carolina Central OVCN	L, 70-77
28	Hannibal-LaGrange OVCN	W, 83-59

December (4-4, 1-1 OVC)

2	<i>at North Carolina Central</i>	<i>W, 86-77</i>
6	UMKC OVCN	W, 91-87
9	<i>at Southern Illinois</i> ESPN3	<i>W, 75-69</i>
16	<i>at Kansas State</i> ESPN3	<i>L, 71-89</i>
20	Bradley OVCN	L, 67-75
22	<i>at Saint Louis</i> FOX SPORTS MIDWEST	<i>L, 48-78</i>
28	Belmont * OVCN	L, 72-94
31	Tennessee State * OVCN	W, 77-65

January (1-2, 1-2 OVC)

4	<i>at Murray State</i> * OVCN	<i>L, 73-89</i>
6	<i>at Austin Peay</i> * OVCN	<i>L, 71-76</i>
11	Morehead State * OVCN	W, 78-75
13	Eastern Kentucky * OVCN	4:15 p.m.
18	<i>at SIU Edwardsville</i> * OVCN	<i>7 p.m.</i>
20	<i>at Eastern Illinois</i> * OVCN	<i>3:15 p.m.</i>
25	<i>at Tennessee Tech</i> * OVCN	<i>7:30 p.m.</i>
27	<i>at Jacksonville State</i> * OVCN	<i>7 p.m.</i>

February (0-0, 0-0 OVC)

1	Murray State * OVCN	7:30 p.m.
3	Austin Peay * OVCN	4:15 p.m.
8	<i>at Morehead State</i> * OVCN	<i>6:30 p.m.</i>
10	<i>at UT Martin</i> * OVCN	<i>6 p.m.</i>
15	Eastern Illinois * OVCN	6:30 p.m.
17	SIU Edwardsville * OVCN	4:15 p.m.
22	<i>at Eastern Kentucky</i> * OVCN	<i>7 p.m.</i>
24	UT Martin * OVCN	4:15 p.m.

All games are broadcast live on the radio at ESPN 92.9 FM and Real Rock 99.3 FM; All times are Central and subject to change; * - Denotes Ohio Valley Conference Game; OVCN - OVC Digital Network; # - Game played in Cancun, Mexico

Redhawks Host Eastern Kentucky

Southeast Missouri (8-10, 2-3) plays host to Eastern Kentucky (7-11, 1-4) Saturday. Tip-off is set for 4:15 p.m., CT, at the Show Me Center.

Follow the Redhawks

Fans can listen to Saturday's game on the radio at ESPN 92.9 FM and Real Rock 99.3 FM. Erik Sean and Jess Bolen will call the action. Video can be accessed live online at the OVC Digital Network. Live stats are available at GoSoutheast.com. Twitter updates provided @SEMOMBB.

Fast Break Lounge

All fans will be able to enjoy courtside food and beverages in the Redhawks Fast Break Lounge for the final time this season Saturday. Adult beverages and food will be available for sale courtside on the west end of the Show Me Center.


Series History

Eastern Kentucky leads its all-time series against Southeast Missouri by a count of 29-19. EKU has won six of the last seven meetings between these teams. The Redhawks beat the Colonels, 81-48, in last year's matchup at the Show Me Center on Dec. 31, 2016. With a win Saturday, Southeast will get back-to-back victories in its series against EKU for the second time and first since 2002 (Feb. 9) and 2003 (Jan. 9). The Redhawks are 12-10 all-time against the Colonels in Cape Girardeau.

Up Next

Saturday's game marks Southeast's last home contest in January. The Redhawks will close out the month with four-straight road games. Southeast visits SIU Edwardsville

SOUTHEAST MISSOURI PROBABLE STARTERS



15

Donnie Lewis
G / 6-1 / 170 / Jr.
Lexington, Ky.

0.3 ppg, 0.7 rpg,
1.2 apg



5

Jonathan Dalton
G / 5-10 / 155 / Jr.
New Orleans, La.

4.3 ppg, 2.1 rpg,
5.3 apg



42

Mark Laros
C / 6-10 / 223 / Jr.
Hengelo,
Netherlands

5.1 ppg, 4.1 rpg,
0.2 apg



25

Ledarrius Brewer
G / 6-5 / 200 / Fr.
Meridian, Miss.

13.3 ppg, 3.2 rpg,
1.4 apg



34

Denzel Mahoney
G/F / 6-4 / 213 / So.
Oviedo, Fla.

19.1 ppg, 4.9 rpg,
1.1 apg

Southeast Missouri State REDHAWKS

2017-18 BASKETBALL NOTES / EASTERN KENTUCKY • JAN. 13

(Jan. 18), Eastern Illinois (Jan. 20), Tennessee Tech (Jan. 25) and Jacksonville State (Jan. 27) during that span. It will be the Redhawks longest road stretch of the conference season.

Short-Handed Redhawks

Southeast hung on to beat Morehead State, 78-75, Thursday with only seven active players. Non-scholarship guard Donnie Lewis was among that group. The Redhawks were without forwards Isaiah Gable (fractured foot) and Milos Vranes (illness), and guards Ray Kowalski (illness) and Dondre Duffus (blood clot). Freshman forward Justin Carpenter played 13 minutes off the bench with a stomach virus. The last time Southeast played a game with seven players was in a 88-69 road loss at Eastern Kentucky on Jan. 9, 2016, Rick Ray's first year as the Redhawks head coach.

Winning with Seven Players

The last time Southeast won a game with seven players was when it beat Murray State, 84-68, on Mar. 2, 2013. Nino Johnson, A.J. Jones, Nick Niemczyk, Corey Wilford, Lucas Nutt, Marland Smith and Tyler Stone formed that group which defeated the Racers in Murray on Isaiah Canaan's senior day.

Lewis Logs First Career Start

Non-scholarship guard Donnie Lewis made his first career start against Morehead State (Jan. 11). Lewis scored two points in 25 minutes. Both of his points came at the charity stripe when he made two big free throws with 31 seconds left.

Redhawk Rewind

Denzel Mahoney scored a game-high 22 points to lead five players in double figures as the Redhawks kept Morehead State winless in the Ohio Valley Conference with a 78-75 victory at the Show Me Center Thursday. The Redhawks went on a 22-8 run in the first 9:30 of the game to set the tone early on and later led, 37-28, at the half. MSU made things interesting when it used a 12-0 run to take a 48-46 edge with 12:15 remaining. Southeast, however, made 4-of-6 free throws in the last 31 seconds to hang on.

2017-18 SOUTHEAST MISSOURI REDHAWKS ROSTER

No.	Name	Pos.	Ht.	Wt.	Cl.	Yr.	Hometown (High School/College)
1	Dondre Duffus	G	6-3	183	Jr.	4th	Palm Beach, Fla. (Boyd Anderson/St. Petersburg)
3	Ray Kowalski	G	6-3	195	Fr.	2nd	Concord, N.C. (Concord)
4	Milos Vranes	F	6-7	200	Sr.	4th	Belgrade, Serbia (Third Belgrade/N.D. State Coll. of Science)
5	Jonathan Dalton	G	5-10	155	Jr.	3rd	New Orleans, La. (West Jefferson/Copiah-Lincoln CC)
10	Khalil Cuffee	G	6-4	210	Fr.	1st	Fairburn, Ga. (Langston Hughes)
13	Isaiah Gable	F	6-7	195	Fr.	1st	Greenville, Ohio (Greenville)
15	Donnie Lewis*	G	6-1	170	Jr.	3rd	Lexington, Ky. (Paul Dunbar/Spalding University)
20	Justin Carpenter	F	6-9	230	Fr.	1st	Mt. Carmel, Ill. (Mt. Carmel)
22	Skyler Hogan #	G	6-3	180	So.	3rd	Melbourne, Fla. (Holy Trinity Episcopal/Embry-Riddle)
23	Daniel Simmons	G	6-2	196	Sr.	4th	Biggersville, Miss. (Biggersville/East Mississippi CC)
25	Ledarius Brewer	G	6-5	200	Fr.	1st	Meridian, Miss. (Meridian)
34	Denzel Mahoney	G/F	6-4	213	So.	2nd	Oviedo, Fla. (Hagerty)
42	Mark Laros	C	6-10	223	Jr.	3rd	Hengelo, Netherlands (Montessori College Twente/Mineral Area)

* Walk-on

Will sit out the season due to NCAA Division I transfer regulations

Head Coach: Rick Ray, Third Year (Grand View College, 1994)

Assistant Coach: Adam Gordon, Third Year (Tampa, 2006)

Assistant Coach: Nick Lagroone, Third Year (Southern Wesleyan, 2011)

Assistant Coach: Chris Moore, Third Year (Kentucky State, 1991)

Director of Operations: Tom Berryman, Second Year (Alabama, 2010)

Graduate Manager: Jonathan Ortiz, First Year (Tennessee Tech, 2017)

Pronunciations

Khalil Cuffee kah-leel
Dondre Duffus DUFF-us
Mark Laros lair-ohs
Milos Vranes mi-lowsh vrah-n-esh

Breakdown by Class

Seniors 2
Juniors 4
Sophomores 2
Freshmen 5



2017-18 OHIO VALLEY CONFERENCE STANDINGS (AS OF JAN. 11)

	OVC					Overall					
	Record	Pct.	Home	Away	Streak	Record	Pct.	Home	Away	Neutral	Streak
Murray State	4-1	.800	4-0	0-1	L1	12-4	.750	9-2	3-2	0-0	L1
Jacksonville State	4-1	.800	3-0	1-1	W2	13-5	.722	9-1	3-4	1-0	W2
Belmont	4-1	.800	1-1	3-0	W1	12-6	.667	7-2	5-4	0-0	W1
Tennessee Tech	4-1	.800	3-0	1-1	W2	12-6	.667	8-0	2-6	2-0	W2
Austin Peay	4-1	.800	4-0	0-1	L1	9-8	.529	9-2	0-6	0-0	L1
Southeast Missouri	2-3	.400	2-1	0-2	W1	8-10	.444	5-3	2-6	1-1	W1
Tennessee State	2-3	.400	1-1	1-2	W1	7-9	.438	4-3	3-6	0-0	W1
Eastern Illinois	2-3	.400	0-1	2-2	L1	6-10	.375	4-1	2-9	0-0	L1
SIUE	2-3	.400	0-1	2-2	L1	6-10	.375	2-3	4-7	0-0	L1
Eastern Kentucky	1-4	.200	0-2	1-2	W1	7-11	.389	4-2	3-7	0-2	W1
UT Martin	1-4	.200	1-2	0-2	L4	6-12	.333	5-3	1-9	0-0	L4
Morehead State	0-5	.000	0-2	0-3	L5	4-12	.250	4-2	0-10	0-0	L6



Southeast Missouri State REDHAWKS

2017-18 BASKETBALL NOTES / EASTERN KENTUCKY • JAN. 13

Five in Doubles

Denzel Mahoney scored 22 points, Ledarrius Brewer contributed 16, Daniel Simmons pitched in 15, Mark Laros had 11 and Jonathan Dalton chipped in 10 during the Redhawks victory over Morehead State (Jan. 11). It marked the third time this year where Southeast had five players reach double figures in the scoring column.

Laros Delivers

In his first career Ohio Valley Conference start, center Mark Laros scored 11 points and pulled down a team-high eight rebounds against Morehead State (Jan. 11). Laros played 33 minutes in his sixth start of the season and first since Nov. 22 (vs. Morehead State).

Climb to 100

Point guard Jonathan Dalton is four assists away from becoming the third player in the Ohio Valley Conference to get 100 this season. Dalton has finished with five or more assists in 11 games thus far. Lucas Nutt was the last Southeast player to get 100 or more assists in a season when he notched 191 in 2013-14. Belmont's Austin Luke (125) and Murray State's Ja Morant (111) are the players in the OVC with 100 assists this year.

Career Start 50

Southeast's leading scorer, Denzel Mahoney, scored 24 points in his 50th career start at Austin Peay (Jan. 6). Mahoney has started every game of his two-year college career. He scored double figures in 44 of his starts and put up 20 or more points on 18 occasions since joining the Redhawks.

Gable Out with Foot Fracture

Freshman Isaiah Gable missed the last three games with a fracture in his right foot. Gable played in 13 games off the bench, averaging 4.5 points and 1.6 rebounds per contest prior to his injury. His return is undetermined at this time.

Brewer Time

Freshman Ledarrius Brewer scored double figures in back-to-back games for Southeast last week. Brewer averaged 18.5 points and two rebounds, while draining seven 3-pointers. He opened the week by leading the Redhawks with 19 points at Murray State (Jan. 4). Two days later, Brewer added 18 points at Austin

Peay (Jan. 6). He has scored double figures in five-straight starts and ranks fourth in the Ohio Valley Conference with 18 points per game in league play.

Second Half Flurry

Southeast made a season-high eight 3-pointers in the second half at Austin Peay (Jan. 6). The Redhawks were 8-of-12 from downtown in the game's final 20 minutes. It was the second time Southeast hit eight 3-pointers in a half of basketball this year -- also shot 8-of-12 in the first half vs. UMKC (Dec. 6).

Vranes Gets Second Double-Double

Milos Vranes turned in the second double-double of his career when he scored 10 points and grabbed 10 rebounds at Murray State (Jan. 4). Vranes scored double figures in his second-straight game, marking the third time in his career he has scored double-digits in consecutive contests. He also moved to first on the team in rebounding with 5.2 per game.

Career First

Denzel Mahoney scored a game-high 22 points and grabbed 11 rebounds to lead Southeast in its first Ohio Valley Conference victory of the season over Tennessee State (Dec. 31). Mahoney shot 4-of-8 from the field and buried 12-of-13 free throws in 34 minutes. It was the Redhawks fourth double-double of the season and first of Mahoney's career.

Forty-Four for Mahoney

Denzel Mahoney scored double figures for the 44th time in his career when he finished with 22 points vs. Morehead State (Jan. 11). Mahoney is averaging 19.1 points per game this season and 20.2 in league play.

OVC Openers

With its loss to Belmont (Dec. 28), Southeast dropped to 10-17 all-time in Ohio Valley Conference openers. The Redhawks last opened league play with a win when they beat Eastern Kentucky, 81-48, at the Show Me Center on Dec. 31, 2016.

2017-18 STATS COMPARISON

SEMO	EKU
8-10.....Record	7-11
2-3.....Conference Record.....	1-4
74.7.....Points Per Game.....	71.4
77.1.....Opp. Points Per Game.....	75.2
-2.4.....Scoring Margin.....	-3.8
.454.....Field Goal Percentage.....	.421
.482.....Opp. Field Goal Percentage.....	.457
.378.....3-Point Field Goal Percentage.....	.346
.377.....Opp. 3-Point Field Goal Percentage.....	.365
.739.....Free Throw Percentage.....	.746
.703.....Opp. Free Throw Percentage.....	.685
32.4.....Rebounds Per Game.....	35.2
34.3.....Opp. Rebounds Per Game.....	36.8
-1.9.....Rebounding Margin.....	-1.6
13.9.....Assists Per Game.....	13.3
12.0.....Turnovers Per Game.....	12.8
+0.0.....Turnover Margin.....	+0.7
1.9.....Blocks Per Game.....	3.5
5.6.....Steals Per Game.....	6.2

THIS WEEK'S SCHEDULE/RESULTS

Thursday, January 11

Tennessee State 69, Eastern Illinois 65
Belmont 76, SIUE 61

Southeast Missouri 78, Morehead State 75

Jacksonville State 76, Murray State 71
Eastern Kentucky 78, UT Martin 70
Tennessee Tech 86, Austin Peay 74

Saturday, January 13

Belmont at Eastern Illinois, 3:15 p.m., CT
Eastern Kentucky at Southeast Missouri, 4:15 p.m., CT
Austin Peay at Jacksonville State, 4:30 p.m., CT
Morehead State at UT Martin, 6 p.m., CT
Tennessee State at SIUE, 7 p.m., CT
Murray State at Tennessee Tech, 7:30 p.m., CT

Southeast Missouri State REDHAWKS

2017-18 BASKETBALL NOTES / EASTERN KENTUCKY • JAN. 13

HONORS & AWARDS

Preseason All-OVC

Denzel Mahoney, So., G/F

Mayan Division Cancun Challenge

All-Tournament Team

Denzel Mahoney, So., G/F

Ledarrius Brewer, Fr., G

College Sports Madness OVC Player of the Week

Denzel Mahoney, So., G/F, Dec. 2

2017-18 OVC PRESEASON POLL

Team (First-Place Votes)

Belmont (18).....	235
Jacksonville State (3).....	213
Murray State (3).....	212
Eastern Kentucky.....	139
Tennessee Tech.....	137
Eastern Illinois.....	135
Tennessee State.....	125
UT Martin.....	114
Morehead State.....	89
Southeast Missouri.....	82
Austin Peay.....	63
SIUE.....	40

2017-18 PRESEASON ALL-OVC TEAM

Name, Position, School

Matthew Butler, G, UT Martin
 Malcolm Drumwright, G, Jacksonville State
 Amanze Egekeze, F, Belmont
 Norbertas Giga, F/C, Jacksonville State
 Asante Gist, G, Eastern Kentucky
 Aleksa Jugovic, G, Tennessee Tech
 Austin Luke, G, Belmont

Denzel Mahoney, G/F, Southeast Missouri

Nick Mayo, F, Eastern Kentucky
 Terrell Miller, F, Murray State
 Jonathan Stark, G, Murray State

Preseason OVC Player of the Year

Jonathan Stark, G, Murray State

Fifteen and Counting

Denzel Mahoney has scored double figures in 15-straight games. It is the longest double-digit game scoring streak of Mahoney's career. He led the Redhawks in scoring 12 of his 18 starts this year.

Third in 3-Point Field Goal Percentage

Southeast is third in the Ohio Valley Conference in 3-point field goal percentage. The Redhawks are shooting 37.8 percent from beyond the arc through 18 games. Southeast's 157 made threes are second behind Belmont's 201. Ledarrius Brewer (41), Denzel Mahoney (31) and Daniel Simmons (24) have combined for 96 three-pointers made this season.

Attempted 3s

The Redhawks attempted a season-high 35 three-pointers against Tennessee State (Dec. 31). The 35 three-point field goal attempts are third-most in a game in the Ohio Valley Conference this season. Southeast last shot 35 three-pointers against Central Baptist (17-of-35) vs. Central Baptist on Nov. 11, 2013.

Redhawks End Non-Conference

Southeast wrapped up non-conference play with a 6-7 record, its best non-league record under head coach Rick Ray. The Redhawks improved their non-conference winning percentage from .230 (3-10) in 2015-16 to .352 (6-11) in 2016-17 and now .461 this season.

Second in the OVC

Sophomore guard/forward Denzel Mahoney ranks second in the Ohio Valley Conference in scoring with 19.1 points a game. Mahoney is also ninth in free throw percentage (.824), sixth in 3-point field goal percentage (.425), and 21st in minutes played (29.6 mpg). He has scored double figures a total of 44 times in his career. Mahoney ranks slightly behind Murray State's Jonathan Stark (19.6 ppg).

Mahoney Clears 700 Points

Denzel Mahoney surpassed 700 points in his career when he scored 23 to lead Southeast in a 89-71 loss at Kansas State (Dec. 16). Mahoney scored 20 of his points in the first half and shot 6-of-9 from the field and a perfect 9-of-9 at the free throw line for the

game. He now has 836 points and a 16.4 points per game average in his two-year career.

Mr. Perfect

Denzel Mahoney, who leads Southeast and ranks ninth in the Ohio Valley Conference in free throw percentage (.824) shot a perfect 6-of-6 free throws at Austin Peay (Jan. 6). It marked the fourth time this season and seventh in his career where Mahoney went perfect at the free throw line with a minimum of five free throw attempts in a game.

Duffus Out

Guard Dondre Duffus missed the last three games due to a blood clot. Duffus played in just three games this season and eight in his two-year career.

Dalton Clears 100 Assists

With his four assists at Kansas State (Dec. 16), Jonathan Dalton went over 100 in his Southeast career. Dalton currently has 96 assists this season and 137 in his career. He is presently second in the Ohio Valley Conference in assists and assist/turnover ratio.

Home Cooking

Southeast won 12 of its last 17 games at the Show Me Center. The Redhawks went 10-4 overall and 6-2 in Ohio Valley Conference play on their homecourt last season. It was Southeast's best home record since 2011-12 (10-4). The Redhawks are 18-17 at home under head coach Rick Ray.

Simmons Streak

Daniel Simmons moved to second on the team in scoring following his strong effort at Kansas State (Dec. 16). Simmons scored 17 points and matched a career-high five 3-pointers made in 33 minutes off the bench. That game was his seventh-straight scoring in double figures. He raised his scoring average from 10.6 to 11.1 points per game during that stretch.

On the Road

Southeast is 3-7 outside of Cape Girardeau this season. The Redhawks won two in a row on the road beating North Carolina Central, 86-77, on Dec. 2 and Southern Illinois, 75-69, on Dec. 9. It marked the first time Southeast

Southeast Missouri State REDHAWKS

2017-18 BASKETBALL NOTES / EASTERN KENTUCKY • JAN. 13

posted back-to-back true road victories since 2012-13 (83-67, at New Orleans; 61-58, at Southeastern Louisiana).

Strong December

The Redhawks opened the month of December with a 3-0 record after beating both North Carolina Central (Dec. 2) and Southern Illinois (Dec. 9) on the road, and UMKC (Dec. 6) at home. Southeast scored 86 or more points twice in that span. It was the first time the Redhawks started December with a 3-0 record since 1998-99.

Best Start

Southeast's 6-4 start in 2017-18 marked its best under third-year head coach Rick Ray. Prior to this season, The Redhawks went 0-10 (2015-16) and 4-6 (2016-17) through their first 10 games with Ray at the helm prior to this year.

Bombs Away

The Redhawks made 10 or more 3-pointers in six of their last 10 games. Southeast matched a season-high 12 threes when it hit 12-of-35 (.343) vs. Tennessee State (Dec. 31). Southeast also hit 12 threes vs. UMKC (Dec. 6) and at Southern Illinois (Dec. 9).

Dalton Second in Assist/Turnover Ratio

Point guard Jonathan Dalton enters the weekend ranked second in the Ohio Valley Conference in assist/turnover ratio. Dalton has a team-high 96 assists to 36 turnovers for a 2.7 ratio through 18 games. He dished out five or more assists 11 times and went turnover free on four occasions this season. Dalton ranks third in the league with 5.3 assists per contest.

Kowalski Misses Kansas State Game

Redshirt-freshman guard Ray Kowalski did not play at Kansas State (Dec. 16) due to a hamstring injury. Kowalski averaged 5.7 points per game and knocked down 11 three-pointers in 10 games prior to his injury. He returned to score 10 points off the bench against Bradley (Dec. 20).

Vranes Steps Up

Southeast was without centers Justin Carpenter (concussion) and Mark Laros (mononucleosis) at Southern Illinois (Dec. 9). Forward Milos Vranes had a big game in their absence. Vranes shot 4-of-7 from the field, knocked down a pair of 3-pointers and went 4-of-6 at the free throw line against the Salukis. He finished with 14 points and six rebounds in 22 minutes.

Kowalski Nabs Season-High

Ray Kowalski pitched in a season-high 16 points, including 12 from 3-point range in Southeast's win over UMKC (Dec. 6). Kowalski shot 5-of-7 from the field and 4-of-5 from downtown. His 16 points were more than he had in his previous four games combined (12).

Over 80

Southeast scored more than 80 points for the sixth this season when it beat UMKC, 91-87, on Dec. 6. The Redhawks 24-point victory (83-59) over Hannibal-LaGrange (Nov. 28) is presently their largest of the year. That stands as Southeast's biggest margin of victory in a non-conference game since the Redhawks beat Central Arkansas, 87-63, on Dec. 1, 2016.

Duffus Returns

Guard Dondre Duffus saw his first action of the season when he scored six points in 10 minutes off the bench vs. UMKC (Dec. 6). Duffus missed Southeast's last 28 games of 2016-17 due to a groin injury and was sidelined the first eight game of this season after undergoing a medical procedure. He played for the first time since Nov. 22, 2016. Duffus dropped in a season-high eight points and had three steals in 17 minutes at Southern Illinois (Dec. 9).

Laros is Back

Center Mark Laros returned after missing four games with mononucleosis. Laros scored two points in six minutes against Bradley (Dec. 20). Laros averages 4.6 points and 3.8 rebounds in 13 games.

Nice Road Win

The Redhawks never trailed in their 86-77 victory over North Carolina Central (Dec. 2). Southeast shot 56.4 percent (31-of-55) from

SHOW ME CENTER INFORMATION

Photographers

Photographers working the floor level at the Show Me Center are required to shoot from behind the dash lines along the baselines and must sit on the floor in those areas. The Sports Information Director may identify other positions off the court where photographers may work, provided the view is not blocked for fans. At no time may photographers work directly from behind the official scorer's table and team benches, and in front of any courtside signage. No tripods may be placed on or beside the court.

Postgame Procedure

All interview requests for Southeast student-athletes must be made to a member of the Southeast Missouri sports information staff prior to the end of each game. Student-athletes will be escorted to postgame press conferences in the front meeting rooms of the Show Me Center. Media representatives are not allowed in the dressing room area. Redhawks head coach Rick Ray will address the media during press conferences after every game and the opposing head coach will be invited upon request. Ray will join press conferences immediately after his postgame radio obligation with the Redhawks Radio Network.

Credentials

Credentials are required for entrance to the Show Me Center. To request season or singlegame credentials, please contact Southeast Missouri Sports Information Director Jeff Honza by phone (573) 651-2933 or email jhonza@semo.edu/redhawk1@me.com. Credentials can be picked up at the NCAA pass gate located inside the main entrance of the Show Me Center.

Press Row

Media will be issued assigned seats course on the north side of the Show Me Center. Press row is reserved for working media only. Professional decorum is expected at all times. Cheering or outward expression is strictly prohibited.

Gameday Information

Game notes, rosters, statistics and other information is available on press row and in the media workroom at the Show Me Center on gamedays. Weekly releases will be published online at GoSoutheast.com.

Phone Lines

One phone line will be provided to the visiting team's official radio station courtesy of the Redhawks Radio Network. If additional phone lines are needed, they must be secured by calling (573) 651-2275 at least one week in advance.

Wireless Internet

The Show Me Center is equipped with wireless internet. Please see a member of the Southeast Missouri sports information staff for login information.

Southeast Missouri State REDHAWKS

2017-18 BASKETBALL NOTES / EASTERN KENTUCKY • JAN. 13

the field, 62.5 percent (10-of-16) from 3-point range and had five players reach double figures in the scoring column. It was Southeast's first true road win of the season.

New Season-High

Freshman Justin Carpenter established a new season-high with 20 points against North Carolina Central (Dec. 2). Carpenter did not miss a field goal (8-of-8) or free throw (3-of-3) and dished out three assists in that game. He ranks 12th in the Ohio Valley Conference in field goal percentage (.523).

Mileage Counter

The Redhawks travelled a total of 9,270 miles between air and ground transportation this season. Southeast made stops to St. Louis, Missouri, Dallas, Texas, Monroe, Louisiana, Ruston, Louisiana, Evansville, Indiana, Cancun, Mexico, New Orleans, Louisiana, Newark, New Jersey, Raleigh, North Carolina, Durham, North Carolina, Washington, DC and Manhattan, Kansas during its travel stretch.

Non-Division I

The Redhawks picked up their 27th-straight against non-Division I teams when they beat Hannibal-LaGrange, 83-59, on Nov. 28. Southeast hasn't lost to a non-Division I program since 2001-02 (62-52, vs. Birmingham Southern on Nov. 16). The Redhawks won both of their matchups against non-Division I foes this year.

Carpenter and Vranes Make First Career Starts

Freshman Justin Carpenter and senior Milos Vranes made their first career starts against North Carolina Central (Nov. 26). Carpenter turned in a double-double 14 points and 11 rebounds, the first of his career and Southeast's second this season. Vranes scored three points and added seven rebounds in 19 minutes. Carpenter leads the Redhawks in rebounding (5.1 rpg) and is fourth in scoring (9.7 ppg).

Lineup Combinations

Southeast has used six different starting line-ups in 18 games this season. Most recently, Ledarius Brewer, Mark Laros,

Donnie Lewis, Denzel Mahoney and Jonathan Dalton started vs. Morehead State (Jan. 11).

Cancun Challenge Recap

The Redhawks went 1-3 in this year's Cancun Challenge. Southeast dropped a 96-95 overtime decision at Louisiana Tech (Nov. 13) and fell to Evansville (Nov. 16), 66-50, on the road stateside. The Redhawks advanced to the Mayan Division title game with a 74-59 win over Cal State Northridge (Nov. 21) and rounded out the event with a 88-82 loss to Montana State (Nov. 22) in Cancun, Mexico.

Mahoney and Brewer Earn All-Tournament Honors

Sophomore Denzel Mahoney and freshman Ledarius Brewer were named to the Mayan Division Cancun Challenge All-Tournament Team. Mahoney averaged 18.3 points, six rebounds and shot 56.3 percent (27-of-48) from the field in four games. He also scored 18 or more points three times in the tournament, including a season-high 27 against Montana State (Nov. 22). Brewer followed with 14.3 points per game and made a team-high 11 three-pointers during the four-game stretch.

Season-Best Shooting

Southeast shot a season-high 56.9 percent from the field in its 88-82 loss to Montana State (Nov. 22). The Redhawks made 29-of-51 shots and scored 20 of their points at the free throw line.

Tournament Play

Southeast picked up its first win in tournament play under head coach Rick Ray when it beat Cal State Northridge, 74-59, at the Cancun Challenge on Nov. 21. The Redhawks finished the Cancun Challenge with a 1-3 mark.

OVC Rankings

The Redhawks rank among the top five in the Ohio Valley Conference in scoring offense (5th, 74.5 ppg), free throw percentage (4th, .740), 3-point field goal percentage (3rd, .386), assists (5th, 14.1), assist/turnover ratio (4th, 1.2) and 3-point field goals made (2nd, 8.8 per game). Individually, Denzel Mahoney rates

second in the league in scoring (18.9 ppg) and fifth in 3-point field goal percentage (.438), and Jonathan Dalton is third in assists (5.3 apg) and assist/turnover ratio (2.7).

Down to the Wire

Southeast took a strong Louisiana Tech team to the wire in a 96-95 overtime loss on Nov. 13. Freshman Justin Carpenter made two free throws with 30 seconds left and the Redhawks got a big stop to force the game to overtime. Louisiana Tech went on a 7-0 run, did not miss a field goal (5-of-5) and made 7-of-10 free throws to escape in the extra period. Both teams went back-and-forth to 13 ties and 10 lead changes and scored a combined 86 points in the paint. Eight different players scored double figures between the two teams, including four with 20 or more. The 95 points were Southeast's most in a game against a Division I opponent under head coach Rick Ray.

Season-Opening Win

The Redhawks opened the 2017-18 season with an 81-69 victory over NAIA member Missouri Baptist on Nov. 10. Southeast tipped off a season on its homecourt for the first time in 12 years. The Redhawks improved to 10-17 all-time in season-opening games since moving to the NCAA Division I ranks in 1991-92.

Season-Opener Skid is Over

Southeast ended an 11-game losing streak in season-opening games when it beat Missouri Baptist, 81-69, on Nov. 10. It was the Redhawks 26th consecutive win against non-Division I opponents. Southeast's last win in a season-opener was a 59-56 victory over Truman State on Nov. 18, 2005.

Redhawk Debuts

A total of six players made their NCAA Division I debuts at Southeast against Missouri Baptist (Nov. 10). Mark Laros, Ray Kowalski, Isaiah Gable, Donnie Lewis, Justin Carpenter and Ledarius Brewer all participated. Laros narrowly missed a double-double with nine points and nine rebounds in his first career

Southeast Missouri State REDHAWKS

2017-18 BASKETBALL NOTES / EASTERN KENTUCKY • JAN. 13

start, while Brewer came off the bench to score 14 points in 26 minutes.

Double-Digit Scorers

Southeast put four or more players in double figures eight times this season. Most recently, Denzel Mahoney scored 22 points, Ledarrius Brewer followed with 16, Daniel Simmons had 15, Mark Laros added 11 and Jonathan Dalton finished with 10 points vs. Morehead State (Jan. 11).

Free Throws the Difference

Southeast made 19-of-21 free throws to key its victory over Missouri Baptist (Nov. 10). Denzel Mahoney opened the season going a perfect 11-of-11 at the charity stripe. The Redhawks have made 19 or more free throws in three of their last five games dating back to last season. Southeast shot 79.3 percent (77-of-97) during that stretch.

Year Three

Rick Ray is in his third season as Southeast's head coach. Ray led the Redhawks to a +10 increase in the win column and Southeast was the 22nd Most Improved Team in NCAA Division I Basketball a year ago. The Redhawks finished at 15-18 overall and second in the Ohio Valley Conference West Division with a 9-7 mark after going 5-24 and placing last in the OVC in 2015-16. Ray received a two-year contract extension that runs through the 2020-21 season.

Roster Talk

Southeast's 2017-18 roster consists of 13 players, including two seniors, four juniors, two sophomores and five freshmen. The Redhawks return only one starter in guard/forward Denzel Mahoney. Daniel Simmons, Milos Vranes, Jonathan Dalton, Dondre Duffus and Donnie Lewis are the rest of the returnees. Simmons and Vranes are Southeast's seniors.

Mahoney Named Preseason All-OVC

Sophomore Denzel Mahoney earned Preseason All-Ohio Valley Conference honors, the league announced during its media day on Oct. 24. A Second-Team All-OVC selection, All-Newcomer pick and the 2016-17

OVC Freshman of the Year, Mahoney had a mammoth rookie season. He finished second on the team in scoring with 14.9 points per game and was the Redhawks leading scorer in conference play (16.6 ppg) in 33 starts. He led Southeast with 57 three-pointers made, dished out 40 assists, collected 23 steals and gathered four blocks. Mahoney scored double figures in 27 of his starts, including his final 11 of the 2016-17 campaign. He ranked 10th in the OVC in free throw percentage (.815) and 12th in scoring. Mahoney was also named OVC Freshman of the Week a league-high five times.

Active Streaks

Denzel Mahoney has started 51-consecutive games. Mahoney scored in 50 contests during his college career. He opened the season with 21 points against Missouri Baptist (Nov. 10) and 25 at Louisiana Tech (Nov. 13), and scored a career-high 27 vs. Hannibal-LaGrange (Nov. 28).

Massive Improvement

In 2016-17, Southeast showed dramatic improvement from the previous season. The Redhawks ranked among the top-five in the Ohio Valley Conference in several categories, including steals (1st, 7.7), assist/turnover ratio (5th, 1.1) and 3-point field goals made (5th, 8.0). SEMO made its biggest jump from the 2015-16 season to this past season in turnover margin (8th to 1st), 3-point field goal percentage (last to 2nd) and free throw percentage (last to 2nd). Nationally, Southeast went from 331st to 49th in free throw percentage and 336th to 59th in total 3-point field goals made.

Redhawks Picked 10th in OVC

Preseason Poll

Southeast was picked 10th in this year's Ohio Valley Conference Preseason Poll. The Redhawks accumulated 82 points in the overall voting by OVC Head Basketball Coaches and Sports Information Directors. Belmont picked up 18 first-place votes as this year's preseason favorite. Jacksonville State, which represented the OVC in the NCAA Tournament, was picked second with 213 points. Murray State (212 pts.),

Eastern Kentucky (139 pts.), Tennessee Tech (137 pts.), Eastern Illinois (135 pts.), Tennessee State (125 pts.), UT Martin (114 pts.) and Morehead State (89 pts.) were also ahead of Southeast. Austin Peay (63 pts.) and SIU Edwardsville (40 pts.) rounded out the predicted order of finish.

Season 111

This year marks the 111th season of Southeast Basketball. The Redhawks are 1,250-1,138 all-time in program history. Southeast is in its 27th season at the NCAA Division I level, where it is 320-453 overall and 177-262 in the Ohio Valley Conference.

2017-18 Schedule

Southeast plays a 31-game schedule with 14 matchups at the Show Me Center in 2017-18. The Redhawks non-conference slate includes a trip to Cancun, Mexico for the Cancun Challenge, a trip to 2016-17 NCAA Tournament participant Kansas State and visits to regional-rivals Southern Illinois and Saint Louis. This year's Ohio Valley Conference schedule expands to 18 games. The Redhawks open league play against defending OVC Champion Belmont on Dec. 28.

No Postseason

On May 10, 2017, the NCAA released the public APR data, postseason ineligibility and penalty reports. Southeast Missouri men's basketball received the following penalties: Postseason ineligibility in 2017-18 and Practice time restricted to 16 hours and five days per week in-season.

Southeast Missouri State **REDHAWKS**

HEAD COACH RICK RAY



Rick Ray begins his third season at Southeast Missouri in 2017-18.

Rick Ray enters his third year as Southeast Missouri's head coach.

In his second season a year ago, Ray led Southeast to a +10 increase in the win column as the Redhawks were the 22nd Most Improved Team in NCAA Division I Basketball. The Redhawks finished at 15-18 overall and second in the Ohio Valley Conference West Division with a 9-7 mark after going 5-24 and placing last in the OVC in 2015-16.

Southeast made its 15th all-time OVC Tournament appearance with Ray winning the first game he coached at the event when the Redhawks erased a 14-point deficit to beat Tennessee State in overtime.

Statistically, Southeast showed dramatic improvement from the previous season. The Redhawks ranked among the top-five in the OVC in several

RICK RAY

Head Coach • Third Year • Grand View College, 1994

categories, including steals (1st, 7.7), assist/turnover ratio (5th, 1.1) and 3-point field goals made (5th, 8.0). Southeast made its biggest jump from the 2015-16 season to this past season in turnover margin (8th to 1st), 3-point field goal percentage (last to 2nd) and free throw percentage (last to 2nd). Nationally, Southeast went from 331st to 49th in free throw percentage and 336th to 59th in total 3-point field goals made, while making significant improvement in many other areas during the 2016-17 campaign.

Additionally, Ray coached a pair of All-OVC selections in guards Antonius Cleveland and Denzel Mahoney. Cleveland earned first-team honors, became the first Southeast player to make the national College Slam Dunk Championship and agreed to a deal with the Golden State Warriors. Mahoney was the league's Freshman of the Year, a second-team pick, All-Newcomer selection and OVC All-Tournament Team honoree. It was the first time the Redhawks had multiple All-OVC selections since 2013-14 (Tyler Stone, Jarekious Bradley).

Following the 2016-17 campaign, Ray received a two-year contract extension that runs through the 2020-21 season.

Ray was introduced as the 20th head coach in Southeast Missouri men's basketball history on April 13, 2015.

Ray, who agreed to a four-year contract that will run through 2019, is the first African-American head coach

in the 109-year history of the program.

A tireless worker, Ray is structuring his program to achieve success both on the court and in the classroom.

In his first summer on the job, Ray challenged his players to excel academically and they did so by accumulating a 3.38 grade point average, the program's highest in a summer term.

Twelve of the 15 players enrolled in summer classes posted a 3.0 or higher GPA. To take it even further, Ray convinced other players to remain on campus and finish what they started. As a result, seven players graduated. Nino Johnson, Jarekious Bradley, Darrian Gray and J.J. Thompson, along with former players Corey Wilford, Waylon Jones and Dainmon Gonner all earned their bachelor degrees.

The next summer, the Redhawks recorded a 3.33 GPA with six players achieving a 4.0 and 11 notching a 3.0 or higher GPA.

Ray's 2015-16 team was the first to play in a newly-renovated Show Me Center, which has served as home to Redhawk Basketball since 1987.

One of the best basketball arenas in the Ohio Valley Conference, the Show Me Center received a new state-of-the-art center-hung video board, brand new telescopic seating, a new exterior roof and additional improvements to lighting and sound systems. All renovations were completed for the 2015-16

campaign.

Prior to Southeast, Ray spent three seasons as head coach at Mississippi State. He led the Bulldogs to a 2-2 mark in the SEC Tournament, including an upset win against Vanderbilt in 2013-14. Ray helped the development of two All-SEC freshmen in Craig Sword and Gavin Ware, as his recruiting classes received national attention. In addition, Ray had a 100 percent graduation rate during his tenure at MSU.

Certainly no stranger to NCAA postseason play, Ray has been an assistant at three different institutions that enjoyed success at the highest level.

Before arriving in Starkville, Mississippi, Ray spent two seasons at Clemson, where he was associate head coach to Brad Brownell. Ray also spent four successful years on the staff of Matt Painter at Purdue. He began his Division I coaching career at Indiana State, serving seven seasons.

All three programs participated in the NCAA Tournament. While at Clemson coaching in the highly-competitive Atlantic Coast Conference, the Tigers won 38 games during Ray's two-year stint as associate head coach. In 2010-11, the Tigers finished the year with a 22-12 overall record and 9-7 mark in the ACC en route to making the NCAA Tournament for the fourth-straight season. Clemson advanced to the second round of the tournament that year.

Ray was an assistant coach from 2006-10 under Painter at Purdue, where the Boilermakers won 103 games during his first four years on staff, including 15

Southeast Missouri State REDHAWKS

HEAD COACH RICK RAY

victories over Top 25 competition. During his tenure, Purdue advanced to the NCAA Tournament each season and made the Sweet 16 his last two years there.

In 2009, the Boilermakers won the Big Ten Tournament and secured a No. 5 seed in the NCAA Tournament. A year later, Ray helped the Boilermakers to 29 wins, tied for the most in Purdue history for a single season. Purdue earned a No. 4 seed and lost in the round of 16 to eventual NCAA champion Duke during the 2010 NCAA Tournament.

Ray was part of the 2006-07 Purdue staff that signed arguably the top class in school history, a group that was rated No. 5 nationally by Scout.com and No. 6 by Rivals.com. That class included All-Americans Robbie Hummel and JaJuan Johnson and current NBA player E'Twaun Moore.

While at Purdue, Ray was on Painter's staff that also included Cuonzo Martin, who recently completed his second season at Cal, and Paul Lusk, who is head coach at Missouri State.

Ray coached at Missouri Valley Conference member Indiana State for a period of seven years (1997-2004), helping ISU to consecutive 20-win seasons and NCAA Tournament appearances in 1999-2000 and 2000-01. In 1999-2000, the Sycamores compiled a 14-4 record in the MVC and won the regular season title. ISU then won the MVC Tournament the following season. The Sycamores later upset No. 4 seed Oklahoma in the first round of the 2001 NCAA Tournament. In addition, Ray was part of the

ISU staff that defeated perennial power Indiana in back-to-back seasons.

Following his time at ISU, Ray spent two seasons (2004-06) as an assistant coach and recruiting coordinator at Northern Illinois. In 2005-06, the Huskies were regular season Western Division champions in the Mid-American Conference for the first time in school history with a 17-11 overall record and 12-6 ledger in the MAC.

Ray began his coaching career as a graduate assistant

at the University of Nebraska-Omaha, a Division II program. He helped orchestrate a seven-win turnaround during his second season in 1996-97.

A standout player for Grand View College (Iowa), Ray was an All-American Scholar-Athlete and honorable mention all-conference performer in 1993.

He earned his undergraduate degree in applied mathematics and secondary education from Grand View in 1994. Ray received his master's degree in athletic administration from

Nebraska-Omaha in 1997.

Those type of heralded credentials helped Ray make the transition to head coach.

In 2013, he was the recipient of Grand View's Distinguished Alumni Award.

Born in Gardena, California, Ray moved to Kansas City, Kansas with his family when he was six years old.

Ray and his wife, Breyana, have two sons, Deacon and Mason, and a daughter, Katriece.

Ray's 2016-17 team showed dramatic improvement and the Redhawks will look to build on that success in his third year at the helm.

YEAR-BY-YEAR RECORDS

Year	School	Assignment	Record	Conference	Postseason
1995-96	Nebraska-Omaha	Graduate Assistant	-	-	-
1996-97	Nebraska-Omaha	Graduate Assistant	-	-	-
1997-98	Indiana State	Assistant Coach	16-11	10-8	-
1998-99	Indiana State	Assistant Coach	15-12	10-8	-
1999-2000	Indiana State	Assistant Coach	22-10	14-4	NCAA Tournament First Round
2000-01	Indiana State	Assistant Coach	22-12	10-8	NCAA Tournament Second Round
2001-02	Indiana State	Assistant Coach	6-22	4-14	-
2002-03	Indiana State	Assistant Coach	7-24	2-16	-
2003-04	Indiana State	Assistant Coach	9-19	5-13	-
2004-05	Northern Illinois	Assistant Coach	11-17	7-11	-
2005-06	Northern Illinois	Assistant Coach	17-11	12-6	-
2006-07	Purdue	Assistant Coach	22-12	9-7	NCAA Tournament Second Round
2007-08	Purdue	Assistant Coach	25-9	15-3	NCAA Tournament Second Round
2008-09	Purdue	Assistant Coach	27-10	11-7	NCAA Tournament Sweet 16
2009-10	Purdue	Assistant Coach	29-6	14-4	NCAA Tournament Sweet 16
2010-11	Clemson	Associate Head Coach	22-12	9-7	NCAA Tournament Second Round
2011-12	Clemson	Associate Head Coach	16-15	8-8	-
2012-13	Mississippi State	Head Coach	10-22	4-14	-
2013-14	Mississippi State	Head Coach	14-19	3-15	-
2014-15	Mississippi State	Head Coach	13-19	6-12	-
2015-16	Southeast Missouri	Head Coach	5-24	2-14	-
2016-17	Southeast Missouri	Head Coach	15-18	9-7	OVC Tournament Quarterfinals
2017-18	Southeast Missouri	Head Coach	8-10	2-3	-

Career Record: 65-112 (6 years)

Record at Southeast Missouri: 28-52, 13-24 OVC (3 years)

Record at Mississippi State: 37-60, 13-41 SEC (3 years)

Record as a college assistant/associate head coach: 266-202

Southeast Missouri State **REDHAWKS**

MEDIA INFORMATION

Redhawks Radio Network

All Redhawk basketball games will be broadcast live on the radio at ESPN 92.9 FM and Real Rock 99.3 FM, and online at GoSoutheast.com. Erik Sean is in his 18th year as the “Voice of the Redhawks.” Sean is the Director of Sports Operations for Mississippi River Radio's eight radio stations in Cape Girardeau. He is an 11-time winner of the Missouri Broadcasters Association's Play-by-Play Award and three-time winner of the MBA's Sports Award. Sean will be assisted by Jess Bolen throughout the season.

Radio Network Affiliates

ESPN 92.9 FM (KLSC)

Cape Girardeau, Mo.
(Flagship)

Real Rock 99.3 FM (KCGQ)

Cape Girardeau, Mo.

ESPN 1220 AM (KGIR)

Cape Girardeau, Mo.

ESPN 1470 (KMAL)

Malden, Mo.

Practices

All Southeast Missouri men's basketball practices are closed. Requested media interviews during the week should be made to Jeff Honza. Media interviews will be conducted before practice.

Credentials

Credentials are required for entrance to the Show Me Center. To request season or single-game credentials, please contact Southeast Missouri Sports Information Director Jeff Honza by phone (573) 651-2933 or email jhonza@semo.edu/redhawk1@me.com. Credentials can be picked up at the NCAA pass gate located inside the main entrance of the Show Me Center.

Radio Show

Southeast Missouri's basketball radio show returns to Wings Etc. this season. This year's radio shows will be on Mondays each week, beginning Nov. 27. A total of 12 shows are on this year's schedule, including eight in Cape Girardeau (3047 William Street) and four in Jackson (2003 East Jackson Blvd.). Erik Sean will host the radio show which airs live on ESPN 92.9 FM and ESPN 1220 AM each week. Fans can also watch every radio show live online at SEMOESPN.com.

Radio Show Schedule

Nov. 27 - Wings Etc. (Cape Girardeau)

Dec. 4 - Wings Etc. (Cape Girardeau)

Dec. 11 - Wings Etc. (Jackson)

Dec. 18 - Wings Etc. (Cape Girardeau)

Jan. 8 - Wings Etc. (Cape Girardeau)

Jan. 15 - Wings Etc. (Cape Girardeau)

Jan. 22 - Wings Etc. (Cape Girardeau)

Jan. 29 - Wings Etc. (Jackson)

Feb. 5 - Wings Etc. (Cape Girardeau)

Feb. 12 - Wings Etc. (Cape Girardeau)

Feb. 19 - Wings Etc. (Jackson)

Redhawks Basketball with Coach Ray


“Redhawks Basketball with Coach Ray” will be televised Monday nights at 11:05 p.m., CT, on the Heartland CW (WQWQ-TV) and Charter Cable Channel 12. It also airs on Cable Channel 11 and simulcast on digital channel 89 on Tuesdays, Wednesdays and Thursdays at the following times: 8:30 a.m., 8 p.m. and midnight. The show begins Nov. 27 and is hosted by KFVS Sports Director Todd Richards.

OVC Digital Network


The 2017-18 season is the sixth year for the OVC Digital Network which provides live games free on any device. Fans can watch Southeast Missouri's home and away OVC matchups free of charge online at OVCDigitalNetwork.com.

Southeast Missouri State REDHAWKS


2017-18 REDHAWKS




DONDRE DUFFUS
G / 6-3 / 183 / Jr.
Palm Beach, Fla.



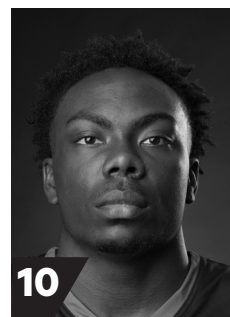
RAY KOWALSKI
G / 6-3 / 195 / R-Fr.
Concord, N.C.




MILOS VRANES
F / 6-7 / 200 / Sr.
Belgrade, Serbia



JONATHAN DALTON
G / 5-10 / 155 / Jr.
New Orleans, La.




KHALIL CUFFEE
G / 6-4 / 210 / Fr.
Fairburn, Ga.




ISAIAH GABLE
F / 6-7 / 195 / Fr.
Greenville, Ohio




DONNIE LEWIS
G / 6-1 / 170 / Jr.
Lexington, Ky.




JUSTIN CARPENTER
F / 6-9 / 230 / Fr.
Mt. Carmel, Ill.




SKYLER HOGAN
G / 6-3 / 180 / So.
Melbourne, Fla.




DANIEL SIMMONS
G / 6-2 / 196 / Sr.
Biggersville, Miss.



LEDARRIUS BREWER
G / 6-5 / 200 / Fr.
Meridian, Miss.




DENZEL MAHONEY
G/F / 6-4 / 213 / So.
Oviedo, Fla.



MARK LAROS
C / 6-10 / 223 / Jr.
Hengelo, Netherlands



RICK RAY
Head Coach
Third Year




ADAM GORDON
Assistant Coach
Third Year



NICK LAGROONE
Assistant Coach
Third Year



CHRIS MOORE
Assistant Coach
Third Year



JONATHAN ORTIZ
Graduate Manager
First Year



TOM BERRYMAN
Director of Operations
Second Year

Southeast Missouri State REDHAWKS

2017-18 STATISTICS



2017-18 Southeast Missouri Basketball Southeast Missouri Combined Team Statistics (as of Jan 11, 2018) All games



RECORD:	OVERALL	HOME	AWAY	NEUTRAL
ALL GAMES	8-10	5-3	2-6	1-1
CONFERENCE	2-3	2-1	0-2	0-0
NON-CONFERENCE	6-7	3-2	2-4	1-1

#	Player	gp-gs	min	avg	Total		3-Point		F-Throw		Rebounds				pf	dq	a	to	blk	stl	pts	avg
					fg-fga	fg%	3fg-fga	3fg%	ft-fa	ft%	off	def	tot	avg								
34	MAHONEY, Denzel	18-18	533	29.6	102-207	.493	31-73	.425	108-131	.824	24	64	88	4.9	50	1	19	28	5	13	343	19.1
25	BREWER, Ledarius	18-14	498	27.7	84-203	.414	41-108	.380	31-44	.705	7	50	57	3.2	43	2	26	26	9	17	240	13.3
23	SIMMONS, Daniel	18-7	416	23.1	69-159	.434	24-56	.429	38-54	.704	8	46	54	3.0	35	2	37	28	1	16	200	11.1
20	CARPENTER, Justin	17-11	355	20.9	56-108	.519	5-18	.278	28-38	.737	31	51	82	4.8	42	0	15	23	9	8	145	8.5
04	VRANES, Milos	17-11	349	20.5	42-93	.452	20-53	.377	11-22	.500	21	67	88	5.2	36	1	12	25	4	6	115	6.8
01	DUFFUS, Dondre	3-0	43	14.3	5-10	.500	2-3	.667	5-6	.833	0	5	5	1.7	9	0	3	6	0	3	17	5.7
42	LAROS, Mark	14-6	229	16.4	32-51	.627	0-2	.000	7-12	.583	28	30	58	4.1	15	0	3	14	7	5	71	5.1
03	KOWALSKI, Ray	16-5	267	16.7	25-76	.329	14-44	.318	8-8	1.000	4	18	22	1.4	15	0	12	13	0	5	72	4.5
13	GABLE, Isaiah	13-0	172	13.2	19-49	.388	13-34	.382	7-11	.636	1	20	21	1.6	16	0	5	6	0	0	58	4.5
05	DALTON, Jonathan	18-17	559	31.1	24-52	.462	6-20	.300	23-33	.697	13	25	38	2.1	33	1	96	36	0	21	77	4.3
15	LEWIS, Donnie	18-1	204	11.3	1-4	.250	1-4	.250	3-5	.600	5	7	12	0.7	27	0	22	8	0	6	6	0.3
Team											25	34	59		1		3					
Total.....		18	3625		459-1012	.454	157-415	.378	269-364	.739	167	417	584	32.4	322	7	250	216	35	100	1344	74.7
Opponents.....		18	3625		496-1030	.482	148-393	.377	248-353	.703	176	442	618	34.3	330	-	251	216	68	86	1388	77.1

TEAM STATISTICS	SEMO	OPP
SCORING	1344	1388
Points per game	74.7	77.1
Scoring margin	-2.4	-
FIELD GOALS-ATT	459-1012	496-1030
Field goal pct	.454	.482
3 POINT FG-ATT	157-415	148-393
3-point FG pct	.378	.377
3-pt FG made per game	8.7	8.2
FREE THROWS-ATT	269-364	248-353
Free throw pct	.739	.703
F-Throws made per game	14.9	13.8
REBOUNDS	584	618
Rebounds per game	32.4	34.3
Rebounding margin	-1.9	-
ASSISTS	250	251
Assists per game	13.9	13.9
TURNOVERS	216	216
Turnovers per game	12.0	12.0
Turnover margin	+0.0	-
Assist/turnover ratio	1.2	1.2
STEALS	100	86
Steals per game	5.6	4.8
BLOCKS	35	68
Blocks per game	1.9	3.8
ATTENDANCE	7827	30936
Home games-Avg/Game	8-978	8-3867
Neutral site-Avg/Game	-	2-0

Score by Periods	1st	2nd	OT	Totals
Southeast Missouri	614	714	16	1344
Opponents	654	717	17	1388

Date	Opponent		Score	Att.
11-10-17	MISSOURI BAPTIST	W	81-69	1239
\$ 11-13-17	at Louisiana Tech	Lot	95-96	2456
\$ 11-16-17	at Evansville	L	50-66	3151
\$ 11-21-17	vs CSUN	W	74-59	0
\$ 11-22-17	vs MONTANA STATE	L	82-88	0
11-26-17	N.C. CENTRAL	L	70-77	645
11-28-17	HANNIBAL-LAGRANGE	W	83-59	815
12-02-17	at N.C. Central	W	86-77	873
12-06-17	UMKC	W	91-87	1586
12-09-17	at Southern Illinois	W	75-69	4493
12-16-17	at Kansas State	L	71-89	7389
12-20-17	BRADLEY	L	67-75	702
12-22-17	at Saint Louis	L	48-78	8021
* 12-28-17	BELMONT	L	72-94	1310
* 12-31-17	TENNESSEE STATE	W	77-65	615
* 01-04-18	at Murray St.	L	73-89	2728
* 01-06-18	at Austin Peay	L	71-76	1825
* 01-11-18	MOREHEAD STATE	W	78-75	915

* = Conference game
\$ = Cancun Challenge

Southeast Missouri State REDHAWKS

2017-18 OVC STATISTICS



2017-18 Southeast Missouri Basketball Southeast Missouri Combined Team Statistics (as of Jan 11, 2018) Conference games only



RECORD:	OVERALL	HOME	AWAY	NEUTRAL
ALL GAMES	2-3	2-1	0-2	0-0
CONFERENCE	2-3	2-1	0-2	0-0
NON-CONFERENCE	0-0	0-0	0-0	0-0

##	Player	gp-gs	min	avg	Total		3-Point		F-Throw		Rebounds														pts	avg
					fg-fga	fg%	3fg-fga	3fg%	ft-fa	ft%	off	def	tot	avg	pf	dq	a	to	blk	stl						
34	MAHONEY, Denzel	5-5	147	29.4	27-57	.474	11-28	.393	36-42	.857	12	21	33	6.6	15	1	5	8	2	6	101	20.2				
25	BREWER, Ledarius	5-5	156	31.2	30-65	.462	17-44	.386	13-19	.684	1	12	13	2.6	11	0	5	5	4	4	90	18.0				
23	SIMMONS, Daniel	5-1	109	21.8	19-40	.475	5-13	.385	8-12	.667	1	13	14	2.8	13	1	5	12	0	4	51	10.2				
04	VRANES, Milos	4-3	93	23.3	9-21	.429	7-16	.438	4-8	.500	6	17	23	5.8	9	1	3	7	0	1	29	7.3				
13	GABLE, Isaiah	2-0	32	16.0	4-11	.364	2-7	.286	3-4	.750	1	3	4	2.0	2	0	1	0	0	0	13	6.5				
20	CARPENTER, Justin	5-4	101	20.2	10-25	.400	2-6	.333	5-6	.833	6	8	14	2.8	14	0	3	9	1	1	27	5.4				
42	LAROS, Mark	5-1	84	16.8	12-18	.667	0-2	.000	2-4	.500	9	12	21	4.2	4	0	1	4	1	1	26	5.2				
05	DALTON, Jonathan	5-5	159	31.8	9-22	.409	2-8	.250	4-7	.571	4	6	10	2.0	9	1	29	12	0	5	24	4.8				
03	KOWALSKI, Ray	4-0	37	9.3	2-7	.286	1-5	.200	0-0	.000	1	2	3	0.8	2	0	2	3	0	2	5	1.3				
15	LEWIS, Donnie	5-1	82	16.4	1-3	.333	1-3	.333	2-3	.667	1	4	5	1.0	10	0	12	6	0	2	5	1.0				
Team											5	7	12		1											
Total.....		5	1000		123-269	.457	48-132	.364	77-105	.733	47	105	152	30.4	90	4	66	66	8	26	371	74.2				
Opponents.....		5	1000		145-290	.500	43-117	.368	66-88	.750	54	118	172	34.4	97	-	64	62	10	30	399	79.8				

TEAM STATISTICS	SEMO	OPP
SCORING	371	399
Points per game	74.2	79.8
Scoring margin	-5.6	-
FIELD GOALS-ATT	123-269	145-290
Field goal pct	.457	.500
3 POINT FG-ATT	48-132	43-117
3-point FG pct	.364	.368
3-pt FG made per game	9.6	8.6
FREE THROWS-ATT	77-105	66-88
Free throw pct	.733	.750
F-Throws made per game	15.4	13.2
REBOUNDS	152	172
Rebounds per game	30.4	34.4
Rebounding margin	-4.0	-
ASSISTS	66	64
Assists per game	13.2	12.8
TURNOVERS	66	62
Turnovers per game	13.2	12.4
Turnover margin	-0.8	-
Assist/turnover ratio	1.0	1.0
STEALS	26	30
Steals per game	5.2	6.0
BLOCKS	8	10
Blocks per game	1.6	2.0
ATTENDANCE	2840	4553
Home games-Avg/Game	3-947	2-2276
Neutral site-Avg/Game	-	0-0

Date	Opponent	Score	Att.
* 12-28-17	BELMONT	L 72-94	1310
* 12-31-17	TENNESSEE STATE	w 77-65	615
* 01-04-18	at Murray St.	L 73-89	2728
* 01-06-18	at Austin Peay	L 71-76	1825
* 01-11-18	MOREHEAD STATE	w 78-75	915

* = Conference game
\$ = Cancun Challenge

Score by Periods	1st	2nd	Totals
Southeast Missouri	163	208	371
Opponents	183	216	399

Southeast Missouri State REDHAWKS

2017-18 STATISTICS

Comparison Game-by-Game (Southeast Missouri/Opponent)

Opponent	1st	2nd	Score	Mar	Total FG	FG Pct	3-Pointers	3FG Pct	Free Throws	FT Pct	Rebounds (Mar)	Assist	T/Over	Block	Steal	Fouls
Missouri Baptist	37/27	44/42	81-69	+12	27-54/24-48	.500/.500	8-20/8-23	.400/.348	19-21/13-23	.905/.565	29/30 (1)	17/10	13/18	2/4	7/3	18/16
Louisiana Tech	39/39	40/40	95-96	(1)	36-75/31-60	.480/.517	9-25/6-21	.360/.286	14-19/28-34	.737/.824	37/37 -	20/16	9/9	4/8	6/1	20/17
Evansville	21/36	29/30	50-66	(16)	19-48/18-45	.396/.400	8-25/8-18	.320/.444	4-8/22-27	.500/.815	31/28 +3	9/12	18/10	5/2	5/5	24/14
Cal State Northridge	39/28	35/31	74-59	+15	28-61/21-62	.459/.339	10-24/5-19	.417/.263	8-11/12-17	.727/.706	39/36 +3	17/9	10/9	4/3	7/5	16/11
Montana State	34/41	48/47	82-88	(6)	29-51/27-54	.569/.500	4-15/8-20	.267/.400	20-26/26-34	.769/.765	31/26 +5	11/12	15/11	1/2	5/6	26/24
North Carolina Central	32/41	38/36	70-77	(7)	22-63/28-54	.349/.519	5-20/7-19	.250/.368	21-27/14-22	.778/.636	42/34 +8	11/12	12/12	0/4	7/7	18/22
Hannibal-LaGrange	33/33	50/26	83-59	+24	31-63/25-58	.492/.431	6-19/4-18	.316/.222	15-21/5-12	.714/.417	37/33 +4	14/13	10/18	3/6	10/5	12/19
North Carolina Central	38/35	48/42	86-77	+9	31-55/29-57	.564/.509	10-16/5-15	.625/.333	14-22/14-19	.636/.737	31/30 +1	18/17	10/13	2/2	6/2	16/20
UMKC	48/37	43/50	91-87	+4	28-58/31-72	.483/.431	12-22/15-34	.545/.441	23-30/10-14	.767/.714	39/41 (2)	21/17	10/9	5/6	3/4	15/25
Southern Illinois	39/25	36/44	75-69	+6	22-50/25-63	.440/.397	12-26/11-28	.462/.393	19-30/8-15	.633/.533	34/41 (7)	9/15	11/15	0/6	8/3	20/23
Kansas State	39/53	32/36	71-89	(18)	25-57/35-56	.439/.625	11-25/11-23	.440/.478	10-10/8-16	1.000/.500	19/37 (18)	16/25	9/11	0/4	4/5	16/9
Bradley	29/41	38/34	67-75	(8)	21-55/25-53	.382/.472	9-25/9-18	.360/.500	16-22/16-23	.727/.696	35/36 (1)	11/12	12/10	0/5	3/4	20/20
Saint Louis	23/35	25/43	48-78	(30)	17-53/32-58	.321/.552	5-21/8-20	.238/.400	9-12/6-9	.750/.667	28/37 (9)	10/17	11/9	1/6	3/6	11/13
Belmont	36/47	36/47	72-94	(22)	24-59/36-60	.407/.600	9-23/14-28	.391/.500	15-23/8-10	.652/.800	29/34 (5)	13/21	12/10	0/5	7/4	13/21
Tennessee State	29/27	48/38	77-65	+12	24-53/24-56	.453/.429	12-35/8-22	.343/.364	17-20/9-11	.850/.818	39/27 +12	15/8	14/10	4/2	5/7	15/20
Murray State	34/45	39/44	73-89	(16)	25-55/29-54	.455/.537	8-21/8-17	.381/.471	15-20/23-30	.750/.767	31/31 -	13/12	15/12	0/3	5/9	22/19
Austin Peay	27/36	44/40	71-76	(5)	24-51/28-62	.471/.452	11-24/6-25	.458/.240	12-17/14-20	.706/.700	23/44 (21)	14/13	12/13	2/0	4/4	21/15
Morehead State	37/28	41/47	78-75	+3	26-51/28-58	.510/.483	8-29/7-25	.276/.280	18-25/12-17	.720/.706	30/36 (6)	11/10	13/17	2/0	5/6	19/22
Eastern Kentucky																
SIU Edwardsville																
Eastern Illinois																
Tennessee Tech																
Jacksonville State																
Murray State																
Austin Peay																
Morehead State																
UT Martin																
Eastern Illinois																
SIU Edwardsville																
Eastern Kentucky																
UT Martin																

Points in the Paint, Second Chance Points, Points Off Turnovers, Fastbreak Points, Bench Points

Opponent	W/L	POINTS IN THE PAINT		2ND CHANCE POINTS		POINTS OFF TURNOVERS		FASTBREAK POINTS		BENCH POINTS	
		SEMO	OPP.	SEMO	OPP.	SEMO	OPP.	SEMO	OPP.	SEMO	OPP.
Missouri Baptist	W	30	26	5	6	23	9	4	0	25	30
Louisiana Tech	L	42	44	12	12	17	10	2	0	40	28
Evansville	L	16	18	0	0	10	19	6	0	28	11
Cal State Northridge	W	28	22	5	9	10	10	14	9	10	13
Montana State	L	44	28	13	8	17	13	6	7	26	29
North Carolina Central	L	26	36	13	4	16	9	4	2	24	31
Hannibal-LaGrange	W	44	32	12	7	21	11	4	6	32	6
North Carolina Central	W	40	38	10	11	17	14	12	10	22	32
UMKC	W	28	30	13	17	15	17	4	0	43	34
Southern Illinois	W	18	26	6	12	16	13	2	0	14	33
Kansas State	L	22	44	6	8	11	14	3	12	22	17
Bradley	L	16	22	7	6	7	12	2	2	25	29
Saint Louis	L	18	48	8	18	2	20	0	14	15	13
Belmont	L	16	38	16	10	13	15	4	4	14	37
Tennessee State	W	18	24	9	4	13	19	12	0	11	17
Murray State	L	30	40	11	6	15	23	4	8	23	9
Austin Peay	L	22	38	5	24	19	16	2	4	13	13
Morehead State	W	36	34	11	8	25	21	2	6	17	21
Eastern Kentucky											
SIU Edwardsville											
Eastern Illinois											
Tennessee Tech											
Jacksonville State											
Murray State											
Austin Peay											
Morehead State											
UT Martin											
Eastern Illinois											
SIU Edwardsville											
Eastern Kentucky											
UT Martin											

Southeast Missouri State REDHAWKS

2017-18 STATISTICS

Game-by-Game Leaders

Opponent	W/L	Score	Points	Rebounds	Assists	Blocks	Steals
Missouri Baptist	W	81-69	Mahoney - 21	Laros - 9	Dalton - 7	Laros, Mahoney - 1	Brewer - 2
Louisiana Tech	L	95-96 ^{OT}	Mahoney - 25	Mahoney - 7	Dalton - 7	Simmons, Laros, Carpenter, Brewer - 1	Dalton - 2
Evansville	L	50-66	Vranes - 16	Vranes - 10	Dalton - 5	Brewer - 2	Dalton - 3
Cal State Northridge	W	74-59	Brewer - 20	Laros - 9	Dalton - 5	Laros, Brewer, Mahoney, Carpenter - 1	Simmons - 3
Montana State	L	82-88	Mahoney - 27	Carpenter - 8	Dalton - 6	Laros - 1	Dalton, Simmons, Vranes, Carpenter, Brewer - 1
North Carolina Central	L	70-77	Mahoney, Simmons - 15	Carpenter - 11	Dalton - 5	-	Simmons, Dalton - 2
Hannibal-LaGrange	W	83-59	Mahoney - 27	Gable - 10	Mahoney, Lewis, Simmons - 3	Vranes, Carpenter, Laros - 1	Dalton, Lewis - 2
North Carolina Central	W	86-77	Carpenter - 20	Carpenter - 6	Dalton - 5	Vranes - 2	Mahoney - 2
UMKC	W	91-87	Simmons - 18	Carpenter - 11	Dalton - 10	Carpenter - 3	Dalton - 2
Southern Illinois	W	75-69	Mahoney - 18	Vranes, Simmons - 6	Dalton - 4	-	Duffus - 3
Kansas State	L	71-89	Mahoney - 23	Vranes - 6	Dalton, Simmons - 4	-	Carpenter, Dalton, Brewer, Lewis - 1
Bradley	L	67-75	Mahoney - 17	Brewer - 7	Dalton - 3	-	Vranes, Dalton, Brewer - 1
Saint Louis	L	48-78	Mahoney - 12	Carpenter - 7	Dalton - 4	Carpenter - 1	Brewer - 2
Belmont	L	72-94	Brewer - 21	Mahoney - 8	Dalton - 6	-	Mahoney, Dalton - 2
Tennessee State	W	77-65	Mahoney - 22	Mahoney - 11	Dalton, Lewis - 4	Brewer - 3	Mahoney - 2
Murray State	L	73-89	Brewer - 19	Vranes - 10	Dalton - 4	-	Dalton, Simmons - 2
Austin Peay	L	71-76	Mahoney - 24	Vranes - 5	Dalton - 9	Brewer, Mahoney - 1	Brewer - 2
Morehead State	W	78-75	Mahoney - 22	Laros - 8	Dalton - 6	Mahoney, Laros - 1	Mahoney, Laros, Dalton, Brewer, Simmons - 1
Eastern Kentucky							
SIU Edwardsville							
Eastern Illinois							
Tennessee Tech							
Jacksonville State							
Murray State							
Austin Peay							
Morehead State							
UT Martin							
Eastern Illinois							
SIU Edwardsville							
Eastern Kentucky							
UT Martin							

Game-by-Game Starters

Opponent	W/L	Score	Guard	Guard	Guard	Forward	Center/Guard	First Man Off the Bench
Missouri Baptist	W	81-69	Dalton	Simmons	Kowalski	Mahoney	Laros, C	Brewer, 14 pts., 5 reb., 3 assists, 2 steals, 26 min.
Louisiana Tech	L	95-96 ^{OT}	Dalton	Simmons	Kowalski	Mahoney	Laros, C	Brewer, 20 pts., 6 reb., 1 assist, 1 block, 1 steal, 31 min.
Evansville	L	50-66	Dalton	Simmons	Kowalski	Mahoney	Laros, C	Carpenter, 2 pts., 1 reb., 1 block, 14 min.
Cal State Northridge	W	74-59	Brewer	Simmons	Kowalski	Mahoney	Laros, C	Carpenter, 9 pts., 5 reb., 13 min.
Montana State	L	82-88	Dalton	Simmons	Kowalski	Mahoney	Laros, C	Brewer, 9 pts., 2 reb., 25 min.
North Carolina Central	L	70-77	Dalton	Brewer	Mahoney	Vranes	Carpenter, C	Simmons, 15 pts., 4 reb., 26 min.
Hannibal-LaGrange	W	83-59	Dalton	Brewer	Mahoney	Vranes	Carpenter, C	Gable, 8 pts., 10 reb., 19 min.
North Carolina Central	W	86-77	Dalton	Brewer	Mahoney	Vranes	Carpenter, C	Simmons, 10 pts., 3 reb.
UMKC	W	91-87	Dalton	Brewer	Mahoney	Vranes	Carpenter, C	Simmons, 18 pts. 3 reb., 3 assists, 21 min.
Southern Illinois	W	75-69	Dalton	Brewer	Mahoney	Vranes	Simmons, G	Gable, 6 pts., 1 reb., 20 min.
Kansas State	L	71-89	Dalton	Brewer	Mahoney	Vranes	Carpenter, C	Simmons, 17 pts., 4 assists, 33 min.
Bradley	L	67-75	Dalton	Brewer	Mahoney	Vranes	Carpenter, C	Gable, 9 pts., 1 reb., 1 assist, 17 min.
Saint Louis	L	48-78	Dalton	Brewer	Mahoney	Vranes	Carpenter, C	Gable, 3 pts., 17 min.
Belmont	L	72-94	Dalton	Brewer	Simmons	Mahoney	Carpenter, C	Kowalski, 2 pts., 9 min.
Tennessee State	W	77-65	Dalton	Brewer	Mahoney	Vranes	Carpenter, C	Simmons, 6 pts., 1 reb., 12 min.
Murray State	L	73-89	Dalton	Brewer	Mahoney	Vranes	Carpenter, C	Simmons, 8 pts., 3 reb., 18 min.
Austin Peay	L	71-76	Dalton	Brewer	Mahoney	Vranes	Carpenter, C	Simmons, 11 pts., 2 reb., 22 min.
Morehead State	W	78-75	Dalton	Brewer	Lewis	Mahoney	Laros, C	Simmons, 15 pts., 3 reb., 29 min.
Eastern Kentucky								
SIU Edwardsville								
Eastern Illinois								
Tennessee Tech								
Jacksonville State								
Murray State								
Austin Peay								
Morehead State								
UT Martin								
Eastern Illinois								
SIU Edwardsville								
Eastern Kentucky								
UT Martin								

Starting Lineup Combinations

Record	Guard	Guard	Guard	Forward/Guard	Center
1-3	Dalton	Simmons	Kowalski	Mahoney, F	Laros
1-0	Brewer	Simmons	Kowalski	Mahoney, F	Laros
4-6	Dalton	Brewer	Mahoney	Vranes, F	Carpenter
1-0	Dalton	Brewer	Mahoney	Simmons, G	Vranes
0-1	Dalton	Brewer	Simmons	Mahoney, F	Carpenter
1-0	Dalton	Brewer	Lewis	Mahoney, F	Laros

Southeast Missouri State REDHAWKS

2017-18 TEAM GAME-BY-GAME STATISTICS

	Score	FG-A	Pct.	3FG-A	Pct.	FT-A	Pct.	OFF	DEF	Total	E	A	TO	B	S
Southeast Missouri	W, 81-69	27-54	.500	8-20	.400	19-21	.905	8	21	29	18	17	13	2	7
Missouri Baptist		24-48	.500	8-23	.348	13-23	.565	11	19	30	16	10	18	4	3
Southeast Missouri	L, 95-96 ^{OT}	36-75	.480	9-25	.360	14-19	.737	13	24	37	20	20	9	4	6
Louisiana Tech		31-60	.517	6-21	.286	28-34	.824	7	30	37	17	16	9	8	1
Southeast Missouri	L, 50-66	19-48	.396	8-25	.320	4-8	.500	5	26	31	24	9	18	5	5
Evansville		18-45	.400	8-18	.444	22-27	.815	4	24	28	14	12	10	2	5
Southeast Missouri	W, 74-59	28-61	.459	10-24	.417	8-11	.727	9	30	39	16	17	10	4	7
Cal State Northridge		21-62	.339	5-19	.263	12-17	.706	12	24	36	11	9	9	3	5
Southeast Missouri	L, 82-88	29-51	.569	4-15	.267	20-26	.769	8	23	31	26	11	15	1	5
Montana State		27-54	.500	8-20	.400	26-34	.765	9	17	26	24	12	11	2	6
Southeast Missouri	L, 70-77	22-63	.349	5-20	.250	21-27	.778	15	27	42	18	11	12	0	7
North Carolina Central		28-54	.519	7-19	.368	14-22	.636	4	30	34	22	12	12	4	7
Southeast Missouri	W, 83-59	31-63	.492	6-19	.316	15-21	.714	10	27	37	12	14	10	3	10
Hannibal-LaGrange		25-58	.431	4-18	.222	5-12	.417	9	24	33	19	13	18	6	5
Southeast Missouri	W, 86-77	31-55	.564	10-16	.625	14-22	.636	8	23	31	16	18	10	2	6
North Carolina Central		29-57	.509	5-15	.333	14-19	.737	8	22	30	20	17	13	2	2
Southeast Missouri	W, 91-87	28-58	.483	12-22	.545	23-30	.767	11	28	39	15	21	10	5	3
UMKC		31-72	.431	15-34	.441	10-14	.714	16	25	41	25	17	9	6	4
Southeast Missouri	W, 75-69	22-50	.440	12-26	.462	19-30	.633	7	27	34	20	9	11	0	8
Southern Illinois		25-63	.397	11-28	.393	8-15	.533	14	27	41	23	15	15	6	3
Southeast Missouri	L, 71-89	25-57	.439	11-25	.440	10-10	1.000	5	14	19	16	16	9	0	4
Kansas State		35-56	.625	11-23	.478	8-16	.500	10	27	37	9	25	11	4	5
Southeast Missouri	L, 67-75	21-55	.382	9-25	.360	16-22	.727	10	25	35	20	11	12	0	3
Bradley		25-53	.472	9-18	.500	16-23	.696	7	29	36	20	12	10	5	4
Southeast Missouri	L, 48-78	17-53	.321	5-21	.238	9-12	.750	11	17	28	11	10	11	1	3
Saint Louis		32-58	.552	8-20	.400	6-9	.667	11	26	37	13	17	9	6	6
Southeast Missouri	L, 72-94	24-59	.407	9-23	.391	15-23	.652	12	17	29	13	13	12	0	7
Belmont		36-60	.600	14-28	.500	8-10	.800	7	27	34	21	21	10	5	4
Southeast Missouri	W, 77-65	24-53	.453	12-35	.343	17-20	.850	10	29	39	15	15	14	4	5
Tennessee State		24-56	.429	8-22	.364	9-11	.818	5	22	27	20	8	10	2	7
Southeast Missouri	L, 73-89	25-55	.455	8-21	.381	15-20	.750	10	21	31	22	13	15	0	5
Murray State		29-54	.537	8-17	.471	23-30	.767	8	23	31	19	12	12	3	9
Southeast Missouri	L, 71-76	24-51	.471	11-24	.458	12-17	.706	7	16	23	21	14	12	2	4
Austin Peay		28-62	.452	6-25	.240	14-20	.700	22	22	44	15	13	13	0	4
Southeast Missouri	W, 78-75	26-51	.510	8-29	.276	18-25	.720	8	22	30	19	11	13	2	5
Morehead State		28-58	.483	7-25	.280	12-17	.706	12	24	36	22	10	17	0	6
Southeast Missouri															
Eastern Kentucky															
Southeast Missouri															
SIU Edwardsville															
Southeast Missouri															
Eastern Illinois															
Southeast Missouri															
Tennessee Tech															
Southeast Missouri															
Jacksonville State															
Southeast Missouri															
Murray State															
Southeast Missouri															
Austin Peay															
Southeast Missouri															
Morehead State															
Southeast Missouri															
UT Martin															
Southeast Missouri															
Eastern Illinois															
Southeast Missouri															
SIU Edwardsville															
Southeast Missouri															
Eastern Kentucky															
Southeast Missouri															
UT Martin															

Southeast Missouri State REDHAWKS

MISCELLANEOUS STATISTICS

GAME-BY-GAME LEADERS SUMMARY (# OF GAMES)

Points

Denzel Mahoney.....	12
Ledarrius Brewer.....	3
Daniel Simmons.....	2
Milos Vranes.....	1
Justin Carpenter.....	1

Rebounds

Justin Carpenter.....	5
Milos Vranes.....	5
Denzel Mahoney.....	3
Mark Laros.....	3
Ledarrius Brewer.....	1
Daniel Simmons.....	1
Isaiah Gable.....	1

Assists

Jonathan Dalton.....	17
Daniel Simmons.....	2
Donnie Lewis.....	2
Denzel Mahoney.....	1

Blocks

Mark Laros.....	6
Justin Carpenter.....	5
Ledarrius Brewer.....	5
Denzel Mahoney.....	5
Milos Vranes.....	2

Steals

Jonathan Dalton.....	11
Ledarrius Brewer.....	6
Daniel Simmons.....	5
Denzel Mahoney.....	4
Justin Carpenter.....	2
Donnie Lewis.....	2
Milos Vranes.....	2
Dondre Duffus.....	1
Mark Laros.....	1

Dunks (# for 2017-18 Season)

Ledarrius Brewer.....	7
Mark Laros.....	2
Justin Carpenter.....	2

Games Played/Started

	2017-18	Career
Denzel Mahoney	18/18	51/51
Daniel Simmons	18/7	50/7
Milos Vranes	17/11	48/11
Jonathan Dalton	18/17	48/18
Ledarrius Brewer	18/14	18/14
Donnie Lewis	18/1	18/1
Justin Carpenter	17/11	17/11
Ray Kowalski	16/5	16/5
Mark Laros	14/6	14/6
Isaiah Gable	13/0	13/0
Dondre Duffus	3/0	8/3

CAREER LEDGER

Double-Digit Point Games

	2017-18	Career
Denzel Mahoney.....	17	44
Daniel Simmons.....	11	16
Milos Vranes.....	5	12
Ledarrius Brewer.....	11	11
Justin Carpenter.....	7	7
Ray Kowalski.....	4	4
Dondre Duffus.....	-	2
Jonathan Dalton.....	2	2
Mark Laros.....	1	1

Double-Digit Rebound Games

	2017-18	Career
Justin Carpenter.....	2	2
Milos Vranes.....	2	2
Isaiah Gable.....	1	1
Denzel Mahoney.....	1	1

20+ Point Games

	2017-18	Career
Denzel Mahoney.....	8	18
Ledarrius Brewer.....	2	2
Justin Carpenter.....	1	1

8+ Rebound Games

	2017-18	Career
Justin Carpenter.....	3	3
Denzel Mahoney.....	2	3
Mark Laros.....	3	3
Milos Vranes.....	2	2
Isaiah Gable.....	1	1

5+ Assist Games

	2017-18	Career
Jonathan Dalton.....	11	11
Daniel Simmons.....	-	1
Denzel Mahoney.....	-	1

3+ Steal Games

	2017-18	Career
Dondre Duffus.....	-	2
Milos Vranes.....	-	2
Daniel Simmons.....	1	2
Jonathan Dalton.....	2	2
Denzel Mahoney.....	-	1

Double-Doubles

	2017-18	Career
Justin Carpenter.....	2	2
Milos Vranes.....	2	2
Denzel Mahoney.....	1	1

SOUTHEAST MISSOURI'S 2017-18 RECORD:

At Home.....	5-3
On the Road.....	2-6
At Neutral Sites.....	1-1
In Ohio Valley Conference Games.....	2-3
In November.....	4-4
In December.....	3-4
In January.....	1-2
In February.....	0-0
In March.....	0-0
Leading at the Half.....	7-0
Trailing at the Half.....	0-9
Tied at the Half.....	1-1
In Overtime Games.....	0-1
The Redhawks Score First.....	2-1
In 1-4 Point Games.....	2-1
In 5-9 Point Games.....	2-4
In 10-14 Point Games.....	2-0
In 15+ Point Games.....	2-5
Leading with Five Minutes Left in Regulation.....	8-0
Trailing with Five Minutes Left in Regulation.....	0-10
Tied with Five Minutes Left in Regulation.....	0-0
Scoring Less than 50 Points.....	0-1
Scoring 50-59 Points.....	0-1
Scoring 60-69 Points.....	0-1
Scoring 70-79 Points.....	4-5
Scoring 80-89 Points.....	3-1
Scoring 90-99 Points.....	1-1
Scoring 100 or more Points.....	0-0
Giving up Less Than 50 Points.....	0-0
Giving up 50-59 Points.....	3-0
Giving up 60-69 Points.....	2-1
Giving up 70-79 Points.....	2-4
Giving up 80-89 Points.....	1-3
Giving up 90-99 Points.....	0-2
Giving up 100 or more Points.....	0-0
Shooting 50% or Better from the Field.....	3-1
Shooting Less Than 50% from the Field.....	5-9
Opponent Shoots 50% or Better from the Field.....	3-7
Opponent Shoots Less Than 50% from the Field.....	5-3
Outshooting Opponent.....	6-2
Outshot by Opponent.....	1-8
Field Goal Percentage is Tied.....	1-0
Shooting 50% or Better from 3-Point Range.....	2-0
Shooting Less Than 50% from 3-Point Range.....	6-10
Opponent Shoots 50% or Better from 3-Point Range.....	0-3
Opponent Shoots Less Than 50% from 3-Point Range.....	8-7
Shooting 50% or Better from the Free Throw Line.....	8-10
Shooting Less Than 50% from the Free Throw Line.....	0-0
Opponent Shoots 50% or Better from the Free Throw Line.....	7-10
Opponent Shoots Less Than 50% from the Free Throw Line.....	1-0
Shooting More Free Throws Than Opponent.....	7-3
Shooting Less Free Throws Than Opponent.....	1-7
Free Throws are Tied.....	0-0
Southeast's Starters Outscore Opponent's Starters.....	6-2
Opponent's Starters Outscore Southeast's Starters.....	2-8
Starter Scoring is Tied.....	0-1
Bench Outscores Opponent.....	2-5
Opponent Bench Outscores Southeast.....	6-4
Bench Scoring is Tied.....	0-1
Bench Contributes Double Figures in Points.....	8-10
No Redhawk Players Score Double Figures.....	0-0
Two Redhawk Players Score Double Figures.....	0-0
3+ Redhawk Players Score Double Figures.....	8-9
Outrebounding an Opponent.....	4-3
Opponent Outrebounds Southeast.....	4-5
Rebounds are Tied.....	0-2
Getting 10+ Assists.....	7-8
Getting 10+ Steals.....	1-1
Getting 5+ Blocks.....	1-1
Forcing more Turnovers than Opponent.....	5-2
Committing more Turnovers than Opponent.....	3-6
Turnovers are Tied.....	0-2

Southeast Missouri State REDHAWKS

PLAYER PROFILES



LEDARRIUS BREWER

Guard

6-5 / 200 / Freshman (1)

Meridian, Miss.

Meridian

25

2017-18: Named to the Mayan Division Cancun Challenge All-Tournament Team...Averages 13.3 points per game as Southeast's second-leading scorer...Came off the bench to score 14 points as one of four Redhawks in double figures vs. Missouri Baptist (11/10) and followed that up with 20 points at Louisiana Tech (11/13)...Dropped in 20 points in his first career start vs. Cal State Northridge (11/21)...Leads the team with 41 three-pointers made...Made at least one 3-pointer in all but two games...Drained a season-high six 3-pointers and scored 21 points in his Ohio Valley Conference debut vs. Belmont (12/28)...Knocked down three 3-pointers and scored 19 points at Murray State (1/4)...Ranks 18th in the Ohio Valley Conference in scoring and eighth in 3-point field goals made...Started 14 of the last 15 games, including each of the last 13...Scored double figures on 12 occasions...Pitched in 10 or more points in six of his last seven starts, including the last five in a row...Ranks tied for fourth in the OVC with 18 points per game in league play.

Prep: Averaged 15 points and seven rebounds per game, leading Meridian High School to a 30-2 record and 6A state title as a senior...Notched three 28-point games as the Wildcats' top scorer...Three-year varsity starter who earned all-state, all-district and all-region honors, and was a Mississippi/Alabama All-Star...Selected All-Mississippi Dandy Dozen, Mississippi's most prestigious basketball list.

BREWER'S GAME-BY-GAME STATISTICS

2017-18	FG	3P	FT	O/D	REB	E	PTS	A	TO	B	S	M
Missouri Baptist	4-10	3-6	3-4	0/5	5	2	14	3	1	0	2	26
at Louisiana Tech	7-14	4-8	2-2	2/4	6	3	20	1	2	1	1	31
at Evansville	3-12	2-8	0-2	0/3	3	5	8	1	3	2	0	25
vs. CSUN*	6-15	4-8	4-5	0/2	2	1	20	3	1	1	1	32
vs. Montana State	4-8	1-5	0-0	0/2	2	5	9	0	3	0	1	25
N.C. Central*	3-12	1-4	2-2	1/1	2	4	9	0	2	0	1	28
Hannibal-LaGrange*	6-9	2-3	1-2	0/3	3	1	15	2	2	0	1	26
at N.C. Central*	5-13	1-4	1-3	1/3	4	1	12	3	1	0	1	32
UMKC*	4-11	1-4	0-0	1/0	1	2	9	1	0	1	0	16
at Southern Illinois*	4-8	2-4	3-3	0/3	3	1	13	2	0	0	1	25
at Kansas State*	0-5	0-2	0-0	0/4	4	2	0	2	0	0	1	22
Bradley*	4-9	3-6	2-2	0/7	7	4	13	2	4	0	1	31
at Saint Louis*	4-12	0-2	0-0	1/1	2	1	8	1	2	0	2	23
Belmont*	7-11	6-9	1-2	0/0	0	3	21	1	2	0	0	22
Tennessee State*	7-18	2-12	0-1	0/6	6	1	16	1	0	3	1	30
at Murray State*	7-13	3-8	2-3	1/2	3	2	19	1	0	0	0	33
at Austin Peay*	5-15	4-9	4-6	0/1	1	2	18	1	1	1	2	38
Morehead State*	4-8	2-6	6-7	0/3	3	3	16	1	2	0	1	33
Eastern Kentucky												
at SIU Edwardsville												
at Eastern Illinois												
at Tennessee Tech												
at Jacksonville State												
Murray State												
Austin Peay												
at Morehead State												
at UT Martin												
Eastern Illinois												
SIU Edwardsville												
at Eastern Kentucky												
UT Martin												

* - Game Started

2017-18 SEASON/CAREER-HIGHS


Points	21	vs. Belmont (12/28/17)
Total Rebounds	7	vs. Bradley (12/20/17)
Offensive	2	at Louisiana Tech (11/13/17)
Defensive	7	vs. Bradley (12/20/17)
FG Made	7	4x, last at Murray State (1/4/18)
FG Attempted.....	18	vs. Tennessee State (12/31/17)
3-Point FG Made.....	6	vs. Belmont (12/28/17)
3-Point FG Attempted.....	12	vs. Tennessee State (12/31/17)
FT Made.....	6	vs. Morehead State (1/11/18)
FT Attempted.....	7	vs. Morehead State (1/11/18)
Assists	3	3x, last at N.C. Central (12/2/17)
Blocks.....	3	vs. Tennessee State (12/31/17)
Steals.....	2	2x, last at Austin Peay (1/6/18)
Minutes	38	at Austin Peay (1/6/18)

CAREER STATISTICS AT SOUTHEAST MISSOURI

Overall																					
Season	G-GS	Min	Avg	FG-FGA	Pct	3FG-3FGA	Pct	FT-FTA	Pct	Off	Def	Tot	Avg	PF	FO	A	TO	Blk	Stl	Pts	Avg
2017-18	18-14	498	27.7	84-203	.414	41-108	.380	31-44	.705	7	50	57	3.2	43	2	26	26	9	17	240	13.3
Ohio Valley Conference Games Only																					
Season	G-GS	Min	Avg	FG-FGA	Pct	3FG-3FGA	Pct	FT-FTA	Pct	Off	Def	Tot	Avg	PF	FO	A	TO	Blk	Stl	Pts	Avg
2017-18	5-5	156	31.2	30-65	.462	17-44	.386	13-19	.684	1	12	13	2.6	11	0	5	5	4	4	90	18.0

Southeast Missouri State REDHAWKS

PLAYER PROFILES



JUSTIN CARPENTER

Forward

6-9 / 230 / Freshman (1)

Mt. Carmel, Ill.

Mt. Carmel

20

2017-18: Missed the Southern Illinois (12/9) game due to a concussion... Scored double figures for the first time in his college career when he came off the bench to drop in 17 points and pull down six rebounds in 32 minutes at Louisiana Tech (11/13)...Put up 10 of his points in the first half...Averages 8.5 points and 4.8 rebounds per game...Ranks second on the team in rebounding and is second in field goal percentage (.519)...Missed Southeast's two exhibition games with a knee injury and returned for the Redhawks season-opener vs. Missouri Baptist (11/10)...Ranks 11th in the Ohio Valley Conference in field goal percentage...Turned in a double-double 14 points and 11 rebounds in his first career start vs. N.C. Central (11/26)...Notched a season-high 20 points and pulled down six rebounds at N.C. Central (12/2)...Picked up his team-high second double-double with 14 points and 11 boards vs. UMKC (12/6)...Scored double figures in six games and started 11 of the last 13 contests.

Prep: Honorable mention Class 2A All-State pick as a senior at Mt. Carmel High School...Averaged 18.1 points and 8.3 rebounds per game leading Mt. Carmel to an Illinois Class 2A regional title as a junior...All-Conference selection...Achieved success with the Pocket City non-scholastic basketball program.

CARPENTER'S GAME-BY-GAME STATISTICS

2017-18	FG	3P	FT	O/D	REB	E	PTS	A	TO	B	S	M
Missouri Baptist	2-2	0-0	0-0	0/2	2	1	4	2	1	0	1	10
at Louisiana Tech	7-9	0-1	3-5	2/4	6	3	17	0	0	1	0	32
at Evansville	1-4	0-1	0-0	0/1	1	3	2	0	3	1	0	14
vs. CSUN	4-5	1-1	0-0	2/3	5	3	9	0	1	1	0	9
vs. Montana State	3-6	0-1	3-4	4/4	8	4	9	1	2	0	1	25
N.C. Central*	5-10	1-2	3-5	4/7	11	3	14	1	0	0	1	27
Hannibal-LaGrange*	2-4	0-0	2-2	0/4	4	3	6	0	2	1	1	20
at N.C. Central*	8-8	1-1	3-3	1/5	6	3	20	3	1	0	1	26
UMKC*	5-12	0-1	4-6	5/6	11	0	14	2	1	3	1	25
at Southern Illinois	DNP	-	-	-	-	-	-	-	-	-	-	-
at Kansas State*	6-13	0-3	1-1	3/1	4	0	13	2	1	0	1	27
Bradley*	3-5	0-0	0-2	2/1	3	4	6	0	2	0	0	17
at Saint Louis*	0-5	0-1	4-4	2/5	7	1	4	1	0	1	0	18
Belmont*	2-7	0-1	0-0	2/0	2	2	4	0	0	0	0	19
Tennessee State*	5-8	2-3	2-2	0/2	2	4	14	1	1	1	0	25
at Murray State*	2-6	0-1	1-2	1/3	4	2	5	1	3	0	0	29
at Austin Peay*	1-3	0-0	0-0	1/1	2	3	2	1	2	0	1	15
Morehead State	0-1	0-1	2-2	2/2	4	3	2	0	3	0	0	13
Eastern Kentucky												
at SIU Edwardsville												
at Eastern Illinois												
at Tennessee Tech												
at Jacksonville State												
Murray State												
Austin Peay												
at Morehead State												
at UT Martin												
Eastern Illinois												
SIU Edwardsville												
at Eastern Kentucky												
UT Martin												

* - Game Started

2017-18 SEASON/CAREER-HIGHS

Points	20	at N.C. Central (12/2/17)
Total Rebounds	11	2x, last vs. UMKC (12/6/17)
Offensive	5	vs. UMKC (12/6/17)
Defensive	7	vs. N.C. Central (11/26/17)
FG Made	8	at N.C. Central (12/2/17)
FG Attempted	10	vs. N.C. Central (11/26/17)
3-Point FG Made	2	vs. Tennessee State (12/31/17)
3-Point FG Attempted	3	2x, last vs. Tennessee State (12/31/17)
FT Made	4	2x, last at Saint Louis (12/22/17)
FT Attempted	6	vs. UMKC (12/6/17)
Assists	3	at N.C. Central (12/2/17)
Blocks	3	vs. UMKC (12/6/17)
Steals	1	8x, last at Austin Peay (1/6/18)
Minutes	32	at Louisiana Tech (11/13/17)

CAREER STATISTICS AT SOUTHEAST MISSOURI

Overall																					
Season	G-GS	Min	Avg	FG-FGA	Pct	3FG-3FGA	Pct	FT-FTA	Pct	Off	Def	Tot	Avg	PF	FO	A	TO	Blk	Stl	Pts	Avg
2017-18	17-11	355	20.9	56-108	.519	5-18	.278	28-38	.737	31	51	82	4.8	42	0	15	23	9	8	145	8.5
Ohio Valley Conference Games Only																					
Season	G-GS	Min	Avg	FG-FGA	Pct	3FG-3FGA	Pct	FT-FTA	Pct	Off	Def	Tot	Avg	PF	FO	A	TO	Blk	Stl	Pts	Avg
2017-18	5-4	101	20.2	10-25	.400	2-6	.333	5-6	.833	6	8	14	2.8	14	0	3	9	1	1	27	5.4

Southeast Missouri State REDHAWKS

PLAYER PROFILES



KHALIL CUFFEE

Guard
6-4 / 210 / Freshman (1)
Fairburn, Ga.
Langston Hughes

10

Outstanding shooter who also possesses the ability to shot fake and go make plays...Similar to Denzel Mahoney in that he comes into the Southeast program with a college ready body...Will redshirt the 2017-18 campaign.

Prep: Boasted a 14.2 points per game average as a senior at Langston Hughes High School...Averaged double figures in the scoring column each of his final three varsity seasons...Scored a career-best 18.5 points a game as a sophomore...Finished his prep career with 1,372 points, 195 three-pointers made, 261 rebounds, 136 assists, 72 steals and nine blocks... Played a total of 95 career games and shot 45 percent (470-of-1048) from the field...Left Langston Hughes as the school's all-time leading scorer... Played with the Georgia Stars AAU program.

CUFFEE'S GAME-BY-GAME STATISTICS

2017-18	FG	3P	FT	O/D	REB	E	PTS	A	TO	B	S	M
Missouri Baptist	DNP	-	-	-	-	-	-	-	-	-	-	-
at Louisiana Tech	DNP	-	-	-	-	-	-	-	-	-	-	-
at Evansville	DNP	-	-	-	-	-	-	-	-	-	-	-
vs. CSUN	DNP	-	-	-	-	-	-	-	-	-	-	-
vs. Montana State	DNP	-	-	-	-	-	-	-	-	-	-	-
N.C. Central	DNP	-	-	-	-	-	-	-	-	-	-	-
Hannibal-LaGrange	DNP	-	-	-	-	-	-	-	-	-	-	-
at N.C. Central	DNP	-	-	-	-	-	-	-	-	-	-	-
UMKC	DNP	-	-	-	-	-	-	-	-	-	-	-
at Southern Illinois	DNP	-	-	-	-	-	-	-	-	-	-	-
at Kansas State	DNP	-	-	-	-	-	-	-	-	-	-	-
Bradley	DNP	-	-	-	-	-	-	-	-	-	-	-
at Saint Louis	DNP	-	-	-	-	-	-	-	-	-	-	-
Belmont	DNP	-	-	-	-	-	-	-	-	-	-	-
Tennessee State	DNP	-	-	-	-	-	-	-	-	-	-	-
at Murray State	DNP	-	-	-	-	-	-	-	-	-	-	-
at Austin Peay	DNP	-	-	-	-	-	-	-	-	-	-	-
Morehead State	DNP	-	-	-	-	-	-	-	-	-	-	-
Eastern Kentucky												
at SIU Edwardsville												
at Eastern Illinois												
at Tennessee Tech												
at Jacksonville State												
Murray State												
Austin Peay												
at Morehead State												
at UT Martin												
Eastern Illinois												
SIU Edwardsville												
at Eastern Kentucky												
UT Martin												

* - Game Started

2017-18 SEASON/CAREER-HIGHS


Points	-
Total Rebounds	-
Offensive	-
Defensive	-
FG Made	-
FG Attempted.....	-
3-Point FG Made.....	-
3-Point FG Attempted.....	-
FT Made.....	-
FT Attempted.....	-
Assists	-
Blocks.....	-
Steals.....	-
Minutes	-

CAREER STATISTICS AT SOUTHEAST MISSOURI

Overall																					
Season	G-GS	Min	Avg	FG-FGA	Pct	3FG-3FGA	Pct	FT-FTA	Pct	Off	Def	Tot	Avg	PF	FO	A	TO	Blk	Stl	Pts	Avg
2017-18																					
Ohio Valley Conference Games Only																					
Season	G-GS	Min	Avg	FG-FGA	Pct	3FG-3FGA	Pct	FT-FTA	Pct	Off	Def	Tot	Avg	PF	FO	A	TO	Blk	Stl	Pts	Avg
2017-18																					

Southeast Missouri State REDHAWKS

PLAYER PROFILES



JONATHAN DALTON

Guard

5-10 / 155 / Junior (3)

New Orleans, La. / West Jefferson

Copiah-Lincoln CC

5

2017-18: Scored double figures in three games with a career-high 12 points vs. Montana State (Nov. 22)...Dished out a career-high 10 assists vs. UMKC (12/6)...Did not have a turnover in four of his starts...Averages 4.3 points and 2.1 rebounds a game...Leads the team and ranks third in the Ohio Valley Conference with 5.3 assists per game...Ranks third in the OVC with 96 total assists and 14th in steals (1.2 spg)...Stands second in the OVC in assist/turnover ratio (2.7) and 14th in minutes played (31.1)...Had five or more assists in 11 games...Made a go-ahead 3-pointer with 5:36 left to play at Austin Peay (1/6)...Pitched in 10 points in a career-high 39 minutes vs. Morehead State (1/11).

DALTON'S GAME-BY-GAME STATISTICS

2017-18	FG	3P	FT	O/D	REB	E	PTS	A	TO	B	S	M
Missouri Baptist*	3-3	2-2	3-4	1/1	2	3	11	7	0	0	0	32
at Louisiana Tech*	1-2	0-0	0-0	0/1	1	1	2	7	4	0	2	35
at Evansville*	2-4	0-2	0-0	2/1	3	2	4	5	3	0	3	30
vs. CSUN	0-0	0-0	0-0	0/0	0	2	0	5	0	0	0	19
vs. Montana State*	3-4	1-1	5-6	0/2	2	3	12	6	5	0	1	35
N.C. Central*	1-3	0-1	3-4	0/3	3	4	5	5	1	0	2	29
Hannibal-LaGrange*	0-1	0-1	0-0	1/2	3	1	0	2	0	0	2	24
at N.C. Central*	1-2	0-1	1-2	2/1	3	2	3	5	3	0	1	33
UMKC*	0-2	0-0	3-4	1/1	2	2	3	10	2	0	2	34
at Southern Illinois*	0-1	0-1	4-6	0/0	0	1	4	4	0	0	0	34
at Kansas State*	2-4	1-2	0-0	0/2	2	1	5	4	3	0	1	29
Bradley*	1-3	0-1	0-0	2/2	4	2	2	3	1	0	1	37
at Saint Louis*	1-1	0-0	0-0	0/3	3	0	2	4	2	0	1	29
Belmont*	1-4	0-0	1-3	0/2	2	0	3	6	1	0	2	31
Tennessee State*	0-2	0-1	2-2	2/1	3	2	2	4	3	0	0	29
at Murray State*	1-3	0-0	0-0	0/0	0	5	2	4	2	0	2	27
at Austin Peay*	3-4	1-1	0-0	2/1	3	1	7	9	3	0	0	33
Morehead State*	4-9	1-6	1-2	0/2	2	1	10	6	3	0	1	39
Eastern Kentucky												
at SIU Edwardsville												
at Eastern Illinois												
at Tennessee Tech												
at Jacksonville State												
Murray State												
Austin Peay												
at Morehead State												
at UT Martin												
Eastern Illinois												
SIU Edwardsville												
at Eastern Kentucky												
UT Martin												

* - Game Started

2017-18 SEASON-HIGHS

Points.....	12	vs. Montana State (11/22/17)
Total Rebounds.....	4	vs. Bradley (12/20/17)
Offensive.....	2	5x, last at Austin Peay (1/6/18)
Defensive.....	3	2x, last at Saint Louis (12/22/17)
FG Made.....	4	vs. Morehead State (1/11/18)
FG Attempted.....	9	vs. Morehead State (1/11/18)
3-Point FG Made.....	2	vs. Missouri Baptist (11/10/17)
3-Point FG Attempted.....	6	vs. Morehead State (1/11/18)
FT Made.....	5	vs. Montana State (11/22/17)
FT Attempted.....	6	2x, last at Southern Illinois (12/9/17)
Assists.....	10	vs. UMKC (12/6/17)
Blocks.....	-	-
Steals.....	3	at Evansville (11/16/17)
Minutes.....	39	vs. Morehead State (1/11/18)

CAREER-HIGHS


Points.....	12	vs. Montana State (11/22/17)
Total Rebounds.....	4	2x, last vs. Bradley (12/20/17)
Offensive.....	2	6x, last at Austin Peay (1/6/18)
Defensive.....	3	2x, last at Saint Louis (12/22/17)
FG Made.....	4	2x, last vs. Morehead State (1/11/18)
FG Attempted.....	10	at Bradley (11/18/16)
3-Point FG Made.....	2	vs. Missouri Baptist (11/10/17)
3-Point FG Attempted.....	6	vs. Morehead State (1/11/18)
FT Made.....	5	vs. Montana State (11/22/17)
FT Attempted.....	6	2x, last at Southern Illinois (12/9/17)
Assists.....	10	vs. UMKC (12/6/17)
Blocks.....	-	-
Steals.....	3	at Evansville (11/16/17)
Minutes.....	39	vs. Morehead State (1/11/18)

CAREER STATISTICS AT SOUTHEAST MISSOURI

Overall																						
Season	G-GS	Min	Avg	FG-FGA	Pct	3FG-3FGA	Pct	FT-FTA	Pct	Off	Def	Tot	Avg	PF	FO	A	TO	Blk	Stl	Pts	Avg	
2016-17	30-1	388	12.9	20-60	.333	5-21	.238	9-14	.643	6	19	25	0.8	34	0	41	32	0	11	54	1.8	
2017-18	18-17	559	31.1	24-52	.462	6-20	.300	23-33	.697	13	25	38	2.1	33	1	96	36	0	21	77	4.3	
Total	48-18	947	19.7	44-112	.393	11-41	.268	32-47	.681	19	44	63	1.3	67	1	137	68	0	32	131	2.7	
Ohio Valley Conference Games Only																						
Season	G-GS	Min	Avg	FG-FGA	Pct	3FG-3FGA	Pct	FT-FTA	Pct	Off	Def	Tot	Avg	PF	FO	A	TO	Blk	Stl	Pts	Avg	
2016-17	16-1	201	12.6	10-21	.476	4-9	.444	4-6	.667	1	9	10	0.6	17	0	20	18	0	6	28	1.8	
2017-18	5-5	159	31.8	9-22	.409	2-8	.250	4-7	.571	4	6	10	2.0	9	1	29	12	0	5	24	4.8	
Total	21-6	360	17.1	19-43	.442	6-17	.353	8-13	.615	5	15	20	1.0	26	1	49	30	0	11	52	2.5	

Southeast Missouri State REDHAWKS

PLAYER PROFILES



DONDRE DUFFUS

Guard
6-3 / 183 / Junior (4)
Palm Beach, Fla. / Boyd Anderson
St. Petersburg College

1

2017-18: Missed the first three weeks of the season due to a medical procedure he underwent on Nov. 7...Was cleared to play on Nov. 27...Scored six points in 10 minutes during his first action of the season vs. UMKC (12/6)...It was the first game he played since Nov. 22, 2016...Came off the bench to score eight points, grab five rebounds and get three steals in 17 minutes at Southern Illinois (12/9)...Averages 5.7 points and 1.7 rebounds per game in three appearances off the bench...Is currently out with a blood clot.

DUFFUS' GAME-BY-GAME STATISTICS

2017-18	FG	3P	FT	O/D	REB	E	PTS	A	TO	B	S	M
Missouri Baptist	DNP	-	-	-	-	-	-	-	-	-	-	-
at Louisiana Tech	DNP	-	-	-	-	-	-	-	-	-	-	-
at Evansville	DNP	-	-	-	-	-	-	-	-	-	-	-
vs. CSUN	DNP	-	-	-	-	-	-	-	-	-	-	-
vs. Montana State	DNP	-	-	-	-	-	-	-	-	-	-	-
N.C. Central	DNP	-	-	-	-	-	-	-	-	-	-	-
Hannibal-LaGrange	DNP	-	-	-	-	-	-	-	-	-	-	-
at N.C. Central	DNP	-	-	-	-	-	-	-	-	-	-	-
UMKC	2-5	0-1	2-2	0/0	0	1	6	2	0	0	0	10
at Southern Illinois	2-2	1-1	3-4	0/5	5	4	8	0	4	0	3	17
at Kansas State	1-3	1-1	0-0	0/0	0	4	3	1	2	0	0	16
Bradley	DNP	-	-	-	-	-	-	-	-	-	-	-
at Saint Louis	DNP	-	-	-	-	-	-	-	-	-	-	-
Belmont	DNP	-	-	-	-	-	-	-	-	-	-	-
Tennessee State	DNP	-	-	-	-	-	-	-	-	-	-	-
at Murray State	DNP	-	-	-	-	-	-	-	-	-	-	-
at Austin Peay	DNP	-	-	-	-	-	-	-	-	-	-	-
Morehead State	DNP	-	-	-	-	-	-	-	-	-	-	-
Eastern Kentucky												
at SIU Edwardsville												
at Eastern Illinois												
at Tennessee Tech												
at Jacksonville State												
Murray State												
Austin Peay												
at Morehead State												
at UT Martin												
Eastern Illinois												
SIU Edwardsville												
at Eastern Kentucky												
UT Martin												

* - Game Started

2017-18 SEASON-HIGHS

Points	8	at Southern Illinois (12/9/17)
Total Rebounds	5	at Southern Illinois (12/9/17)
Offensive	-	-
Defensive	5	at Southern Illinois (12/9/17)
FG Made	2	2x, last at Southern Illinois (12/9/17)
FG Attempted	5	vs. UMKC (12/6/17)
3-Point FG Made	1	2x, last at Kansas State (12/16/17)
3-Point FG Attempted	1	3x, last at Kansas State (12/16/17)
FT Made	3	at Southern Illinois (12/9/17)
FT Attempted	4	at Southern Illinois (12/9/17)
Assists	2	vs. UMKC (12/6/17)
Blocks	-	-
Steals	3	at Southern Illinois (12/9/17)
Minutes	17	at Southern Illinois (12/9/17)

CAREER-HIGHS


Points	12	vs. Hannibal-LaGrange (11/13/16)
Total Rebounds	5	at Southern Illinois (12/9/17)
Offensive	1	2x, last at Western Illinois (11/16/16)
Defensive	5	at Southern Illinois (12/9/17)
FG Made	5	2x, last at Bradley (11/18/16)
FG Attempted	7	2x, last at Bradley (11/18/16)
3-Point FG Made	1	2x, last at Kansas State (12/16/17)
3-Point FG Attempted	1	3x, last at Kansas State (12/16/17)
FT Made	4	at Western Illinois (11/16/16)
FT Attempted	6	at Western Illinois (11/16/16)
Assists	3	2x, last vs. Hannibal-LaGrange (11/13/16)
Blocks	1	2x, last vs. Bradley (11/18/16)
Steals	4	vs. Hannibal-LaGrange (11/13/16)
Minutes	22	at Bradley (11/18/16)

CAREER STATISTICS AT SOUTHEAST MISSOURI

Overall																					
Season	G-GS	Min	Avg	FG-FGA	Pct	3FG-3FGA	Pct	FT-FTA	Pct	Off	Def	Tot	Avg	PF	FO	A	TO	Blk	Stl	Pts	Avg
2016-17	5-3	103	20.6	13-27	.481	0-1	.000	8-10	.800	2	9	11	2.2	9	0	6	7	2	7	34	6.8
2017-18	3-0	43	14.3	5-10	.500	2-3	.667	5-6	.833	0	5	5	1.7	9	0	3	6	0	3	17	5.7
Total	8-3	146	18.3	18-37	.486	2-4	.500	13-16	.813	2	14	16	2.0	18	0	9	13	2	10	51	6.4
Ohio Valley Conference Games Only																					
Season	G-GS	Min	Avg	FG-FGA	Pct	3FG-3FGA	Pct	FT-FTA	Pct	Off	Def	Tot	Avg	PF	FO	A	TO	Blk	Stl	Pts	Avg
2017-18																					

Southeast Missouri State REDHAWKS

PLAYER PROFILES



ISAIAH GABLE

Forward

6-7 / 195 / Freshman (1)

Greenville, Ohio

Greenville

13

2017-18: Is currently out with a fracture in his right foot...Appeared in his first NCAA Division I game vs. Missouri Baptist (11/10)...Saw action in 12 games off the bench...Averages 4.5 points and 1.6 rebounds a game...Scored a season-high nine points on a perfect 3-of-3 three-pointers in 12 minutes at N.C. Central (12/2)...Dropped in eight points and grabbed 10 rebounds in a season-high 19 minutes vs. Hannibal-LaGrange (11/28)...Matched a season-best nine points and three 3-pointers made vs. Bradley (12/20)...Scored eight points off the bench in his Ohio Valley Conference debut vs. Belmont (12/28).

Prep: Averaged 21.2 points, 7.4 rebounds and 3.1 assists as Greenville High School's top scorer as a senior...Garnered First-Team Great Western Ohio Conference honors and was a Third-Team Southwest Ohio All-District selection...Earned Division I Academic All-Ohio accolades...Four-year letterman who finished his prep career with 136 three-pointers, most in Greenville High School history...Accumulated a total of 1,184 points which were good for third-most on the school's all-time scoring list.

GABLE'S GAME-BY-GAME STATISTICS

2017-18	FG	3P	FT	O/D	REB	E	PTS	A	TO	B	S	M
Missouri Baptist	1-3	0-2	0-0	0/0	0	2	2	1	1	0	0	11
at Louisiana Tech	DNP	-	-	-	-	-	-	-	-	-	-	-
at Evansville	1-3	0-1	0-0	0/2	2	1	2	1	0	0	0	13
vs. CSUN	0-2	0-2	1-2	0/2	2	1	1	1	1	0	0	10
vs. Montana State	DNP	-	-	-	-	-	-	-	-	-	-	-
N.C. Central	0-0	0-0	0-0	0/0	0	0	0	0	0	0	0	0+
Hannibal-LaGrange	2-4	1-3	3-4	0/10	10	2	8	0	2	0	0	19
at N.C. Central	3-3	3-3	0-0	0/0	0	1	9	0	0	0	0	12
UMKC	1-2	1-1	0-0	0/0	0	0	3	0	0	0	0	9
at Southern Illinois	2-6	2-5	0-1	0/1	1	1	6	0	0	0	0	20
at Kansas State	1-4	0-2	0-0	0/0	0	2	2	0	0	0	0	12
Bradley	3-5	3-4	0-0	0/1	1	2	9	1	0	0	0	17
at Saint Louis	1-6	1-4	0-0	0/1	1	2	3	0	2	0	0	17
Belmont	2-6	1-3	3-4	1/3	4	2	8	0	0	0	0	23
Tennessee State	2-5	1-4	0-0	0/0	0	0	5	1	0	0	0	9
at Murray State	DNP	-	-	-	-	-	-	-	-	-	-	-
at Austin Peay	DNP	-	-	-	-	-	-	-	-	-	-	-
Morehead State	DNP	-	-	-	-	-	-	-	-	-	-	-
Eastern Kentucky												
at SIU Edwardsville												
at Eastern Illinois												
at Tennessee Tech												
at Jacksonville State												
Murray State												
Austin Peay												
at Morehead State												
at UT Martin												
Eastern Illinois												
SIU Edwardsville												
at Eastern Kentucky												
UT Martin												

* - Game Started

2017-18 SEASON/CAREER-HIGHS


Points	9	2x, last vs. Bradley (12/20/17)
Total Rebounds	10	vs. Hannibal-LaGrange (11/28/17)
Offensive	1	vs. Belmont (12/28/17)
Defensive	10	vs. Hannibal-LaGrange (11/28/17)
FG Made	3	2x, last vs. Bradley (12/20/17)
FG Attempted	6	3x, last vs. Belmont (12/28/17)
3-Point FG Made	3	2x, last vs. Bradley (12/20/17)
3-Point FG Attempted	5	at Southern Illinois (12/9/16)
FT Made	3	2x, last vs. Belmont (12/28/17)
FT Attempted	4	2x, last vs. Belmont (12/28/17)
Assists	1	5x, last vs. Tennessee State (12/31/17)
Blocks	-	-
Steals	-	-
Minutes	23	vs. Belmont (12/28/17)

CAREER STATISTICS AT SOUTHEAST MISSOURI

Overall																					
Season	G-GS	Min	Avg	FG-FGA	Pct	3FG-3FGA	Pct	FT-FTA	Pct	Off	Def	Tot	Avg	PF	FO	A	TO	Blk	Stl	Pts	Avg
2017-18	13-0	172	13.2	19-49	.388	13-34	.382	7-11	.636	1	20	21	1.6	16	0	5	6	0	0	58	4.5
Ohio Valley Conference Games Only																					
Season	G-GS	Min	Avg	FG-FGA	Pct	3FG-3FGA	Pct	FT-FTA	Pct	Off	Def	Tot	Avg	PF	FO	A	TO	Blk	Stl	Pts	Avg
2017-18	2-0	32	16.0	4-11	.364	2-7	.286	3-4	.750	1	3	4	2.0	2	0	1	0	0	0	13	6.5

Southeast Missouri State REDHAWKS

PLAYER PROFILES



SKYLER HOGAN

Guard

6-3 / 180 / Sophomore (3)

Melbourne, Fla. / Holy Trinity

Episcopal / Embry-Riddle

22

Elite and efficient scorer in a very challenging conference at Embry-Riddle, which completed the transition from NAIA to NCAA Division II membership in July...A 4-4 transfer who will sit out the 2017-18 season...Has two years of eligibility remaining.

Embry-Riddle: Played the last two seasons at Embry-Riddle...Led the Eagles with 18.8 points and 8.2 rebounds per game in 2016-17...Was also the team's top 3-point shooter with a 42.8 percent (71-of-166) clip...Scored double figures a total of 21 times with a career-best 40 points in the season-finale against Barry University...Averaged 6.1 points and 5.2 rebounds in 26 games and two starts as a freshman...Notched a season-high 13 points against Palm Beach Atlantic and recorded 13 points and 11 rebounds for his first career double-double vs. Saint Leo that year.

Prep: Graduated from Holy Trinity Episcopal Academy...Led Holy Trinity to the FHSAA 4A State Semifinals as a senior, averaging 17.2 points, nine rebounds, three assists and two steals...Helped lead the Tigers to a 26-4 record as a junior.


HOGAN'S GAME-BY-GAME STATISTICS

2017-18	FG	3P	FT	O/D	REB	E	PTS	A	TO	B	S	M
Missouri Baptist	DNP	-	-	-	-	-	-	-	-	-	-	-
at Louisiana Tech	DNP	-	-	-	-	-	-	-	-	-	-	-
at Evansville	DNP	-	-	-	-	-	-	-	-	-	-	-
vs. CSUN	DNP	-	-	-	-	-	-	-	-	-	-	-
vs. Montana State	DNP	-	-	-	-	-	-	-	-	-	-	-
N.C. Central	DNP	-	-	-	-	-	-	-	-	-	-	-
Hannibal-LaGrange	DNP	-	-	-	-	-	-	-	-	-	-	-
at N.C. Central	DNP	-	-	-	-	-	-	-	-	-	-	-
UMKC	DNP	-	-	-	-	-	-	-	-	-	-	-
at Southern Illinois	DNP	-	-	-	-	-	-	-	-	-	-	-
at Kansas State	DNP	-	-	-	-	-	-	-	-	-	-	-
Bradley	DNP	-	-	-	-	-	-	-	-	-	-	-
at Saint Louis	DNP	-	-	-	-	-	-	-	-	-	-	-
Belmont	DNP	-	-	-	-	-	-	-	-	-	-	-
Tennessee State	DNP	-	-	-	-	-	-	-	-	-	-	-
at Murray State	DNP	-	-	-	-	-	-	-	-	-	-	-
at Austin Peay	DNP	-	-	-	-	-	-	-	-	-	-	-
Morehead State	DNP	-	-	-	-	-	-	-	-	-	-	-
Eastern Kentucky												
at SIU Edwardsville												
at Eastern Illinois												
at Tennessee Tech												
at Jacksonville State												
Murray State												
Austin Peay												
at Morehead State												
at UT Martin												
Eastern Illinois												
SIU Edwardsville												
at Eastern Kentucky												
UT Martin												

* - Game Started

Southeast Missouri State REDHAWKS

PLAYER PROFILES



RAY KOWALSKI

Guard

6-3 / 195 / Freshman (2)

Concord, N.C.

Concord

3

2017-18: Missed his first game of the season at Kansas State (12/16) with a hamstring injury...Scored double figures for the first time in his career when he finished with 12 points at Louisiana Tech (11/13)...Buried three 3-pointers in 22 minutes against the Bulldogs...Averages 4.5 points and 1.4 rebounds per contest in 16 games and five starts...Scored two points and had one assist in his first career start vs. Missouri Baptist (11/10)...Pitched in 10 points for his second double figure scoring game vs. Cal State Northridge (Nov. 21)...Dropped in a season-high 16 points and buried a season-best 4-of-5 threes vs. UMKC (12/6)...Scored double figures in four games...Added 10 points in 20 minutes vs. Bradley (12/20)...Did not play vs. Morehead State (1/11) due to illness.

KOWALSKI'S GAME-BY-GAME STATISTICS

2017-18	FG	3P	FT	Q/D	REB	E	PTS	A	TO	B	S	M
Missouri Baptist*	1-6	0-1	0-0	0/0	0	3	2	1	1	0	1	16
at Louisiana Tech*	4-10	3-5	1-1	1/1	2	1	12	1	0	0	0	22
at Evansville*	2-4	1-2	0-0	0/3	3	2	5	0	4	0	0	25
vs. CSUN*	4-12	2-7	0-0	0/1	1	0	10	1	0	0	1	29
vs. Montana State*	1-4	0-2	1-1	0/0	0	2	3	1	2	0	0	18
N.C. Central	1-2	0-1	2-2	0/1	1	0	4	1	1	0	0	16
Hannibal-LaGrange	1-5	0-3	0-0	0/1	1	1	2	1	1	0	1	17
at N.C. Central	1-3	1-2	0-0	1/2	3	2	3	1	1	0	0	16
UMKC	5-7	4-5	2-2	1/2	3	1	16	1	0	0	0	25
at Southern Illinois	0-3	0-2	0-0	0/2	2	1	0	0	0	0	0	17
at Kansas State	DNP	-	-	-	-	-	-	-	-	-	-	-
Bradley	3-8	2-5	2-2	0/3	3	0	10	1	0	0	0	20
at Saint Louis	0-5	0-4	0-0	0/0	0	0	0	1	0	0	0	9
Belmont	1-3	0-2	0-0	0/0	0	0	2	1	1	0	1	9
Tennessee State	0-2	0-2	0-0	0/2	2	1	0	0	1	0	0	9
at Murray State	1-2	1-1	0-0	1/0	1	1	3	1	1	0	0	13
at Austin Peay	0-0	0-0	0-0	0/0	0	0	0	0	0	0	1	6
Morehead State	DNP	-	-	-	-	-	-	-	-	-	-	-
Eastern Kentucky												
at SIU Edwardsville												
at Eastern Illinois												
at Tennessee Tech												
at Jacksonville State												
Murray State												
Austin Peay												
at Morehead State												
at UT Martin												
Eastern Illinois												
SIU Edwardsville												
at Eastern Kentucky												
UT Martin												

* - Game Started

2017-18 SEASON/CAREER-HIGHS


Points	16	vs. UMKC (12/6/17)
Total Rebounds	3	4x, last vs. Bradley (12/20/17)
Offensive	1	4x, last at Murray State (1/4/18)
Defensive	3	2x, last vs. Bradley (12/20/17)
FG Made	5	vs. UMKC (12/6/17)
FG Attempted	12	vs. Cal State Northridge (11/21/17)
3-Point FG Made	4	vs. UMKC (12/6/17)
3-Point FG Attempted	5	3x, last vs. Bradley (12/20/17)
FT Made	2	3x, last vs. Bradley (12/20/17)
FT Attempted	2	3x, last vs. Bradley (12/20/17)
Assists	1	12x, last at Murray State (1/4/18)
Blocks	-	-
Steals	1	5x, last at Austin Peay (1/6/18)
Minutes	29	vs. Cal State Northridge (11/21/17)

CAREER STATISTICS AT SOUTHEAST MISSOURI

Overall																					
Season	G-GS	Min	Avg	FG-FGA	Pct	3FG-3FGA	Pct	FT-FTA	Pct	Off	Def	Tot	Avg	PF	FO	A	TO	Blk	Stl	Pts	Avg
2016-17	-	Redshirted	-	-	-	-	-	-	-	-	-	-	-	-	-	-	-	-	-	-	-
2017-18	16-5	267	16.7	25-76	.329	14-44	.318	8-8	1.000	4	18	22	1.4	15	0	12	13	0	5	72	4.5
Total	16-5	267	16.7	25-76	.329	14-44	.318	8-8	1.000	4	18	22	1.4	15	0	12	13	0	5	72	4.5
Ohio Valley Conference Games Only																					
Season	G-GS	Min	Avg	FG-FGA	Pct	3FG-3FGA	Pct	FT-FTA	Pct	Off	Def	Tot	Avg	PF	FO	A	TO	Blk	Stl	Pts	Avg
2016-17	-	Redshirted	-	-	-	-	-	-	-	-	-	-	-	-	-	-	-	-	-	-	-
2017-18	4-0	37	9.3	2-7	.286	1-5	.200	0-0	.000	1	2	3	0.8	2	0	2	3	0	2	5	1.3
Total	4-0	37	9.3	2-7	.286	1-5	.200	0-0	.000	1	2	3	0.8	2	0	2	3	0	2	5	1.3

Southeast Missouri State REDHAWKS

PLAYER PROFILES



MARK LAROS

Center

6-10 / 223 / Junior (3)

Hengelo, Netherlands/Montessori

College Twente / Mineral Area

42

2017-18: Missed the four games with mononucleosis...Returned to play six minutes vs. Bradley (12/20)...Ranks third on the team with 3.8 rebounds per game and is scoring 5.1 points per contest in 14 games and six starts...Narrowly missed a double-double with nine points and nine rebounds in his first career start vs. Missouri Baptist (11/10)...Made a near-perfect 4-of-5 field goals and added a block...Played 27 minutes in his first career game at Southeast...Is shooting a team-high 62.7 percent (32-of-51) from the field...Grabbed nine rebounds in two of his starts...Scored double figures for the first time in his career when he finished with 10 points vs. Hannibal-LaGrange (11/28)...Had a season-high 11 points and eight rebounds in his first career Ohio Valley Conference start vs. Morehead State (1/11).

LAROS' GAME-BY-GAME STATISTICS

2017-18	FG	3P	FT	O/D	REB	E	PTS	A	TO	B	S	M
Missouri Baptist*	4-5	0-0	1-1	4/5	9	2	9	0	3	1	1	27
at Louisiana Tech*	2-4	0-0	1-1	4/0	4	1	5	0	1	1	1	13
at Evansville*	0-0	0-0	1-2	0/0	0	3	1	0	2	1	0	13
vs. CSUN*	4-9	0-0	0-0	4/5	9	2	8	1	3	1	0	24
vs. Montana State*	1-1	0-0	0-0	1/2	3	1	2	0	0	1	0	14
N.C. Central	1-2	0-0	2-2	2/2	4	0	4	1	0	0	1	13
Hannibal-LaGrange	5-6	0-0	0-2	3/2	5	1	10	0	0	1	1	20
at N.C. Central	DNP	-	-	-	-	-	-	-	-	-	-	-
UMKC	DNP	-	-	-	-	-	-	-	-	-	-	-
at Southern Illinois	DNP	-	-	-	-	-	-	-	-	-	-	-
at Kansas State	DNP	-	-	-	-	-	-	-	-	-	-	-
Bradley	1-1	0-0	0-0	0/0	0	0	2	0	0	0	0	6
at Saint Louis	2-5	0-0	0-0	1/2	3	1	4	0	1	0	0	15
Belmont	2-3	0-0	0-0	3/2	5	1	4	0	2	0	0	19
Tennessee State	0-0	0-0	0-0	1/2	3	0	0	0	0	0	0	11
at Murray State	4-5	0-1	1-2	0/2	2	0	9	0	1	0	0	8
at Austin Peay	1-3	0-0	0-0	2/1	3	2	2	0	0	0	0	13
Morehead State*	5-7	0-1	1-2	3/5	8	1	11	1	1	1	1	33
Eastern Kentucky												
at SIU Edwardsville												
at Eastern Illinois												
at Tennessee Tech												
at Jacksonville State												
Murray State												
Austin Peay												
at Morehead State												
at UT Martin												
Eastern Illinois												
SIU Edwardsville												
at Eastern Kentucky												
UT Martin												

* - Game Started

2017-18 SEASON/CAREER-HIGHS


Points	11	vs. Morehead State (1/11/18)
Total Rebounds	9	vs. Missouri Baptist (11/10/17)
Offensive	4	3x, last vs. Cal State Northridge (11/21/17)
Defensive	5	3x, last vs. Morehead State (1/11/18)
FG Made	5	vs. Hannibal-LaGrange (11/28/17)
FG Attempted.....	9	vs. Cal State Northridge (11/21/17)
3-Point FG Made.....	-	-
3-Point FG Attempted.....	1	2x, last vs. Morehead State (1/11/18)
FT Made.....	2	vs. N.C. Central (11/26/17)
FT Attempted.....	2	5x, last vs. Morehead State (1/11/18)
Assists	1	3x, last vs. Morehead State (1/11/18)
Blocks.....	1	5x, last vs. Morehead State (1/11/18)
Steals.....	1	8x, last vs. Morehead State (1/11/18)
Minutes	33	vs. Morehead State (1/11/18)

CAREER STATISTICS AT SOUTHEAST MISSOURI

Overall																					
Season	G-GS	Min	Avg	FG-FGA	Pct	3FG-3FGA	Pct	FT-FTA	Pct	Off	Def	Tot	Avg	PF	FO	A	TO	Blk	Stl	Pts	Avg
2017-18	14-6	229	16.4	32-51	.627	0-2	.000	7-12	.583	28	30	58	4.1	15	0	3	14	7	5	71	5.1
Ohio Valley Conference Games Only																					
Season	G-GS	Min	Avg	FG-FGA	Pct	3FG-3FGA	Pct	FT-FTA	Pct	Off	Def	Tot	Avg	PF	FO	A	TO	Blk	Stl	Pts	Avg
2017-18	5-1	84	16.8	12-18	.667	0-2	.000	2-4	.500	9	12	21	4.2	4	0	1	4	1	1	26	5.2

Southeast Missouri State REDHAWKS

PLAYER PROFILES



DONNIE LEWIS

Guard

6-1 / 170 / Junior (3)

Lexington, Ky. / Paul Dunbar

Spalding University

15

2017-18: Walk-on who played in his first career game vs. Missouri Baptist (11/10)...Tallied five minutes off the bench...Dished out a career-high four assists vs. Tennessee State (12/31)...Appeared in all 18 games...Logged a season-high 20 minutes vs. Tennessee State (12/31)...Scored his first career point on a free throw vs. N.C. Central (11/26)...Made his first career 3-pointer at Murray State (1/4)...Had two points in 25 minutes during his first career start vs. Morehead State (1/11)...Made two big free throws with 31 seconds left to help the Redhawks close out their win against the Eagles.

LEWIS' GAME-BY-GAME STATISTICS

2017-18	FG	3P	FT	Q/D	REB	E	PTS	A	TO	B	S	M
Missouri Baptist	0-0	0-0	0-0	0/0	0	0	0	0	0	0	0	5
at Louisiana Tech	0-0	0-0	0-0	0/0	0	4	0	3	0	0	0	9
at Evansville	0-0	0-0	0-0	0/0	0	2	0	0	0	0	1	10
vs. CSUN	0-0	0-0	0-0	0/1	1	2	0	1	0	0	0	12
vs. Montana State	0-1	0-1	0-0	0/1	1	1	0	0	0	0	0	5
N.C. Central	0-0	0-0	1-2	1/0	1	0	1	0	0	0	0	9
Hannibal-LaGrange	0-0	0-0	0-0	0/0	0	0	0	3	1	0	2	16
at N.C. Central	0-0	0-0	0-0	1/0	1	1	0	1	0	0	0	7
UMKC	0-0	0-0	0-0	1/1	2	1	0	0	0	0	0	6
at Southern Illinois	0-0	0-0	0-0	0/0	0	1	0	0	0	0	0	10
at Kansas State	0-0	0-0	0-0	0/0	0	2	0	2	0	0	1	12
Bradley	0-0	0-0	0-0	1/0	1	2	0	0	0	0	0	3
at Saint Louis	0-0	0-0	0-0	0/0	0	1	0	0	1	0	0	18
Belmont	0-0	0-0	0-0	0/0	0	0	0	1	0	0	1	9
Tennessee State	0-0	0-0	0-0	1/2	3	3	0	4	2	0	1	20
at Murray State	1-1	1-1	0-0	0/0	0	3	3	3	3	0	0	16
at Austin Peay	0-0	0-0	0-0	0/0	0	2	0	2	0	0	0	12
Morehead State*	0-2	0-2	2-3	0/2	2	2	2	2	1	0	0	25
Eastern Kentucky												
at SIU Edwardsville												
at Eastern Illinois												
at Tennessee Tech												
at Jacksonville State												
Murray State												
Austin Peay												
at Morehead State												
at UT Martin												
Eastern Illinois												
SIU Edwardsville												
at Eastern Kentucky												
UT Martin												

* - Game Started

2017-18 SEASON/CAREER-HIGHS


Points	3	at Murray State (1/4/18)
Total Rebounds	3	vs. Tennessee State (12/31/17)
Offensive	1	4x, last vs. Tennessee State (12/31/17)
Defensive	2	2x, last vs. Morehead State (1/11/18)
FG Made	1	at Murray State (1/4/18)
FG Attempted	2	vs. Morehead State (1/11/18)
3-Point FG Made	1	at Murray State (1/4/18)
3-Point FG Attempted	2	vs. Morehead State (1/11/18)
FT Made	2	vs. Morehead State (1/11/18)
FT Attempted	3	vs. Morehead State (1/11/18)
Assists	4	vs. Tennessee State (12/31/17)
Blocks	-	-
Steals	2	vs. Hannibal-LaGrange (11/28/17)
Minutes	25	vs. Morehead State (1/11/18)

CAREER STATISTICS AT SOUTHEAST MISSOURI

Overall																					
Season	G-GS	Min	Avg	FG-FGA	Pct	3FG-3FGA	Pct	FT-FTA	Pct	Off	Def	Tot	Avg	PF	FO	A	TO	Blk	Stl	Pts	Avg
2017-18	18-1	20.4	11.3	1-4	.250	1-4	.250	3-5	.600	5	7	12	0.7	27	0	22	8	0	6	6	0.3
Ohio Valley Conference Games Only																					
Season	G-GS	Min	Avg	FG-FGA	Pct	3FG-3FGA	Pct	FT-FTA	Pct	Off	Def	Tot	Avg	PF	FO	A	TO	Blk	Stl	Pts	Avg
2017-18	5-1	8.2	16.4	1-3	.333	1-3	.333	2-3	.667	1	4	5	1.0	10	0	12	6	0	2	5	1.0

Southeast Missouri State REDHAWKS

PLAYER PROFILES



DENZEL MAHONEY

Guard/Forward

6-4 / 213 / Sophomore (2)

Oviedo, Fla.

Hagerty

34

Southeast's only returning starter...Started 51 consecutive games...Scored double figures in 28 of his last 29 contests dating back to last season... Finished with 10 or more points in 44 career games.

2017-18: Preseason All-Ohio Valley Conference selection...Named to the Mayan Division Cancun Challenge All-Tournament Team...Opened the season with a game-high 21 points, grabbed two rebounds, dished out one assist and had a block in 32 minutes vs. Missouri Baptist (11/10)...Made a perfect 11-of-11 free throws in that game...Three days later, he dropped in 25 points and had seven rebounds at Louisiana Tech (11/13)...Leads the Redhawks and ranks second in the Ohio Valley Conference in scoring with 19.1 points per contest...Is ninth in the league in free throw percentage (.824), sixth in 3-point field goal percentage (.425), 15th in 3-point field goals made (31) and 21st in minutes played (29.6)...Poured in a career-high 27 points vs. Montana State (11/22) and vs. Hannibal-LaGrange (11/28)...Buried a big 3-pointer with 36 seconds left after UMKC pulled to within two points...Answered with another clutch 3-pointer, this time when Southern Illinois (12/9) narrowed Southeast's lead to five...Scored over 20 points for the eighth time when he dropped in 22 at vs. Morehead State (1/11)...Scored double figures in 15-straight games...Opened OVC play with a 19-point effort vs. Belmont (12/28) and his first career double-double of 22 points and 11 rebounds vs. Tennessee State (12/31)...Ranks second in the OVC in scoring in league games with 20.2 points per game.

2017-18 SEASON-HIGHS

Points	27	2x, last vs. Hannibal-LaGrange (11/28/17)
Total Rebounds	11	vs. Tennessee State (12/31/17)
Offensive	5	vs. Belmont (12/28/17)
Defensive	8	vs. Tennessee State (12/31/17)
FG Made	10	vs. Montana State (11/22/17)
FG Attempted	19	vs. N.C. Central (11/26/17)
3-Point FG Made	4	at Austin Peay (1/6/18)
3-Point FG Attempted	9	vs. Morehead State (1/11/18)
FT Made	12	vs. Tennessee State (12/31/17)
FT Attempted	13	vs. Tennessee State (12/31/17)
Assists	3	2x, last vs. Hannibal-LaGrange (11/28/17)
Blocks	1	5x, last vs. Morehead State (1/11/18)
Steals	2	7x, last vs. Tennessee State (12/31/17)
Minutes	36	at Louisiana Tech (11/13/17)

MAHONEY'S GAME-BY-GAME STATISTICS

2017-18	FG	3P	FT	O/D	REB	E	PTS	A	TO	B	S	M
Missouri Baptist*	5-9	0-2	11-11	0/2	2	1	21	1	2	1	0	32
at Louisiana Tech*	9-18	1-5	6-8	3/4	7	2	25	3	1	0	1	36
at Evansville*	1-7	1-4	0-0	0/5	5	2	3	1	2	1	1	26
vs. CSUN*	7-9	2-2	2-2	0/6	6	3	18	1	1	1	1	23
vs. Montana State*	10-14	1-2	6-8	1/5	6	3	27	0	1	0	0	33
N.C. Central*	6-19	1-7	2-2	2/3	5	4	15	1	2	0	0	33
Hannibal-LaGrange*	9-16	3-4	6-7	1/1	2	1	27	3	0	0	1	24
at N.C. Central*	5-9	1-1	8-11	1/4	5	3	19	1	1	0	2	23
UMKC*	5-7	3-3	4-5	0/3	3	4	17	1	4	0	0	30
at Southern Illinois*	6-12	3-4	3-6	2/2	4	4	18	0	3	0	1	33
at Kansas State*	6-9	2-3	9-9	0/1	1	2	23	0	1	0	0	30
Bradley*	3-12	1-4	10-12	1/4	5	4	17	1	1	0	0	33
at Saint Louis*	3-9	1-4	5-8	1/3	4	2	12	1	1	0	0	30
Belmont*	5-13	2-5	7-10	5/3	8	2	19	1	1	0	2	32
Tennessee State*	4-8	2-4	12-13	3/8	11	1	22	2	2	0	2	34
at Murray State*	3-10	0-4	8-8	2/2	4	5	14	1	1	0	1	27
at Austin Peay*	7-11	4-6	6-6	1/5	6	3	24	0	3	1	0	26
Morehead State*	8-15	3-9	3-5	1/3	4	4	22	1	1	1	1	28
Eastern Kentucky												
at SIU Edwardsville												
at Eastern Illinois												
at Tennessee Tech												
at Jacksonville State												
Murray State												
Austin Peay												
at Morehead State												
at UT Martin												
Eastern Illinois												
SIU Edwardsville												
at Eastern Kentucky												
UT Martin												

* - Game Started

CAREER-HIGHS

Points	34	vs. Tennessee State (3/1/17)
Total Rebounds	11	vs. Tennessee State (12/31/17)
Offensive	5	vs. Belmont (12/28/17)
Defensive	8	vs. Tennessee State (12/31/17)
FG Made	10	vs. Montana State (11/22/17)
FG Attempted	19	2x, last vs. N.C. Central (11/26/17)
3-Point FG Made	4	3x, last at Austin Peay (1/6/18)
3-Point FG Attempted	11	vs. Tennessee State (3/1/17)
FT Made	14	vs. Tennessee State (3/1/17)
FT Attempted	15	vs. Tennessee State (3/1/17)
Assists	6	vs. Eastern Kentucky (12/31/16)
Blocks	1	6x, last at Austin Peay (1/6/18)
Steals	3	at SIU Edwardsville (2/9/17)
Minutes	44	vs. Tennessee State (3/1/17)

CAREER STATISTICS AT SOUTHEAST MISSOURI

Overall																			
Season	G-GS	Min	Avg	FG-FGA	Pct	3FG-3FGA	Pct	FT-FTA	Pct	Off	Def	Tot	Avg	PF	FO	A	TO	Blk	Stl
2016-17	33-33	976	29.6	152-339	.448	57-151	.377	132-162	.815	47	93	140	4.2	106	5	40	45	4	23
2017-18	18-18	533	29.6	102-207	.493	31-73	.425	108-131	.824	24	64	88	4.9	50	1	19	28	5	13
Total	51-51	1509	29.6	254-546	.465	88-224	.393	240-293	.819	71	157	228	4.5	156	6	59	73	9	36
Ohio Valley Conference Games Only																			
Season	G-GS	Min	Avg	FG-FGA	Pct	3FG-3FGA	Pct	FT-FTA	Pct	Off	Def	Tot	Avg	PF	FO	A	TO	Blk	Stl
2016-17	16-16	484	30.3	83-172	.483	32-76	.421	68-83	.819	21	52	73	4.6	52	2	27	28	1	11
2017-18	5-5	147	29.4	27-57	.474	11-28	.393	36-42	.857	12	21	33	6.6	15	1	5	8	2	6
Total	21-21	631	30.0	110-229	.480	43-104	.413	104-125	.832	33	73	106	5.0	67	3	32	36	3	17

Southeast Missouri State REDHAWKS

PLAYER PROFILES



DANIEL SIMMONS

Guard

6-2 / 196 / Senior (4)

Biggersville, Miss. / Biggersville

East Mississippi CC

23

2017-18: Dropped in 13 points, pulled down two rebounds and dished out two assists in his first career start vs. Missouri Baptist (11/10)...Played 28 minutes against the Spartans...Scored 11 points and had three assists at Louisiana Tech (11/13)...Ranks third on the team in scoring with 11.1 points per game...Netted a season-high 18 points vs. UMKC (12/6)...Scored double figures in 10 of his last 14 contests...Is third on the team with 24 three-pointers made...Ranks 27th in the Ohio Valley Conference in scoring and fifth in 3-point field goal percentage (.429).

SIMMONS' GAME-BY-GAME STATISTICS

2017-18	FG	3P	FT	O/D	REB	E	PTS	A	TO	B	S	M
Missouri Baptist*	5-12	2-4	1-1	0/2	2	2	13	2	2	0	1	28
at Louisiana Tech*	5-15	0-3	1-2	1/2	3	4	11	3	1	1	1	34
at Evansville*	3-3	1-1	2-2	0/2	2	1	9	1	0	0	0	16
vs. CSUN*	3-6	1-2	1-2	0/6	6	0	8	4	1	0	3	24
vs. Montana State*	3-7	1-2	5-7	0/4	4	5	12	1	1	0	1	24
N.C. Central	4-9	1-2	6-8	2/2	4	1	15	2	2	0	2	26
Hannibal-LaGrange	5-13	0-3	2-2	1/2	3	1	12	3	1	0	1	21
at N.C. Central	4-10	2-2	0-1	0/4	4	0	10	3	2	0	1	25
UMKC	4-7	2-4	8-10	0/3	3	1	18	3	1	0	0	21
at Southern Illinois*	4-11	2-6	2-4	2/4	6	4	12	3	3	0	2	22
at Kansas State	6-15	5-9	0-0	0/1	1	1	17	4	0	0	0	33
Bradley	1-5	0-1	2-3	0/0	0	1	4	1	1	0	0	11
at Saint Louis	3-6	2-4	0-0	1/1	2	1	8	2	1	0	0	22
Belmont*	4-10	0-2	3-4	0/5	5	2	11	2	4	0	1	28
Tennessee State	2-3	2-3	0-0	0/1	1	2	6	0	2	0	0	12
at Murray State	3-8	1-1	1-1	0/3	3	1	8	2	3	0	2	18
at Austin Peay	5-10	0-3	1-3	0/2	2	3	11	1	1	0	0	22
Morehead State	5-9	2-4	3-4	1/2	3	5	15	0	2	0	1	29
Eastern Kentucky												
at SIU Edwardsville												
at Eastern Illinois												
at Tennessee Tech												
at Jacksonville State												
Murray State												
Austin Peay												
at Morehead State												
at UT Martin												
Eastern Illinois												
SIU Edwardsville												
at Eastern Kentucky												
UT Martin												

* - Game Started

2017-18 SEASON-HIGHS

Points.....	18	vs. UMKC (12/6/17)
Total Rebounds.....	6	2x, last at Southern Illinois (12/9/17)
Offensive.....	2	2x, last at Southern Illinois (12/9/17)
Defensive.....	6	vs. Cal State Northridge (11/21/17)
FG Made.....	6	at Kansas State (12/16/17)
FG Attempted.....	15	2x, last at Kansas State (12/16/17)
3-Point FG Made.....	5	at Kansas State (12/16/17)
3-Point FG Attempted.....	9	at Kansas State (12/16/17)
FT Made.....	8	vs. UMKC (12/6/17)
FT Attempted.....	10	vs. UMKC (12/6/17)
Assists.....	4	2x, last at Kansas State (12/16/17)
Blocks.....	1	at Louisiana Tech (11/13/17)
Steals.....	3	vs. Cal State Northridge (11/21/17)
Minutes.....	34	at Louisiana Tech (11/13/17)

CAREER-HIGHS


Points.....	18	vs. UMKC (12/6/17)
Total Rebounds.....	6	2x, last at Southern Illinois (12/9/17)
Offensive.....	2	3x, last at Southern Illinois (12/9/17)
Defensive.....	6	vs. Cal State Northridge (11/21/17)
FG Made.....	6	at Kansas State (12/16/17)
FG Attempted.....	15	2x, last at Kansas State (12/16/17)
3-Point FG Made.....	5	2x, last at Kansas State (12/16/17)
3-Point FG Attempted.....	10	at DePaul (12/19/16)
FT Made.....	8	vs. UMKC (12/6/17)
FT Attempted.....	10	vs. UMKC (12/6/17)
Assists.....	5	vs. UT Rio Grande Valley (11/22/16)
Blocks.....	1	3x, last at Louisiana Tech (11/13/17)
Steals.....	3	2x, last vs. Cal State Northridge (11/21/17)
Minutes.....	34	at Louisiana Tech (11/13/17)

CAREER STATISTICS AT SOUTHEAST MISSOURI

Overall																			
Season	G-GS	Min	Avg	FG-FGA	Pct	3FG-3FGA	Pct	FT-FTA	Pct	Off	Def	Tot	Avg	PF	FO	A	TO	Blk	Stl
2016-17	32-0	514	16.1	60-177	.339	28-86	.326	24-37	.649	10	53	63	2.0	38	0	46	43	2	16
2017-18	18-7	416	23.1	69-159	.434	24-56	.429	38-54	.704	8	46	54	3.0	35	2	37	28	1	16
Total	50-7	930	18.6	129-336	.384	52-142	.366	62-91	.681	18	99	117	2.3	73	2	83	71	3	32
Ohio Valley Conference Games Only																			
Season	G-GS	Min	Avg	FG-FGA	Pct	3FG-3FGA	Pct	FT-FTA	Pct	Off	Def	Tot	Avg	PF	FO	A	TO	Blk	Stl
2016-17	16-0	225	14.1	22-71	.310	10-32	.313	10-12	.833	5	27	32	2.0	19	0	22	15	2	10
2017-18	5-1	109	21.8	19-40	.475	5-13	.385	8-12	.667	1	13	14	2.8	13	1	5	12	0	4
Total	21-1	334	15.9	41-111	.369	15-45	.333	18-24	.750	6	40	46	2.2	32	1	27	27	2	14

Southeast Missouri State REDHAWKS

PLAYER PROFILES



MIŁOS VRANES

Forward

6-7 / 200 / Senior (4)

Belgrade, Serbia / Third Belgrade

N.D. State College of Science

4

2017-18: Notched his first career double-double when he finished with 16 points and 10 rebounds at Evansville (Nov. 16)...Scored five points and finished with three rebounds in 13 minutes off the bench vs. Missouri Baptist (11/10)...Added three points in 13 minutes at Louisiana Tech (11/13)...Averages 6.8 points and 5.2 rebounds a game...Leads the team in rebounding...Scored three points and had seven boards in his first career start vs. N.C. Central (11/26)...Finished with 10 points and four rebounds at N.C. Central (12/2)...Dropped in 14 points and had six rebounds in 22 minutes at Southern Illinois (12/9)...Started 11 of the last 12 games...Scored double figures for the fifth time when he finished with 10 points at Murray State (1/4)...Turned in his second double-double of the season with 10 points and 10 rebounds against the Racers...Played a career-high 35 minutes at Austin Peay (1/6).

VRANES' GAME-BY-GAME STATISTICS

2017-18	FG	3P	FT	O/D	REB	E	PTS	A	TO	B	S	M
Missouri Baptist	2-4	1-3	0-0	0/3	3	2	5	0	0	0	1	13
at Louisiana Tech	1-3	1-3	0-0	0/5	5	1	3	2	0	0	0	13
at Evansville	6-11	3-6	1-2	3/7	10	3	16	0	1	0	0	28
vs. CSUN	0-3	0-2	0-0	0/2	2	2	0	0	2	0	1	14
vs. Montana State	4-6	0-1	0-0	2/2	4	2	8	2	1	0	1	21
N.C. Central*	1-6	1-3	0-0	1/6	7	2	3	0	4	0	0	19
Hannibal-LaGrange*	1-5	0-2	1-2	2/1	3	1	3	0	0	1	0	13
at N.C. Central*	4-7	1-2	1-2	1/3	4	3	10	1	1	2	0	26
UMKC*	2-5	1-3	0-1	1/6	7	3	5	1	2	1	0	24
at Southern Illinois*	4-7	2-3	4-6	2/4	6	3	14	0	1	0	1	22
at Kansas State*	3-4	2-3	0-0	1/5	6	2	8	1	2	0	0	19
Bradley*	2-7	0-4	0-1	1/5	6	1	4	2	3	0	1	25
at Saint Louis*	3-4	1-2	0-0	1/1	2	2	7	0	1	0	0	19
Belmont	0-2	0-1	0-0	1/1	2	1	0	1	1	0	0	8
Tennessee State*	4-7	3-6	1-2	1/5	6	1	12	2	3	0	1	21
at Murray State*	3-7	2-4	2-4	3/7	10	2	10	0	1	0	0	29
at Austin Peay*	2-5	2-5	1-2	1/4	5	5	7	0	2	0	0	35
Morehead State	DNP	-	-	-	-	-	-	-	-	-	-	-
Eastern Kentucky												
at SIU Edwardsville												
at Eastern Illinois												
at Tennessee Tech												
at Jacksonville State												
Murray State												
Austin Peay												
at Morehead State												
at UT Martin												
Eastern Illinois												
SIU Edwardsville												
at Eastern Kentucky												
UT Martin												

* - Game Started

2017-18 SEASON-HIGHS

Points	16	at Evansville (11/16/17)
Total Rebounds	10	2x, last at Murray State (1/4/18)
Offensive	3	2x, last at Murray State (1/4/18)
Defensive	7	2x, last at Murray State (1/4/18)
FG Made	6	at Evansville (11/16/17)
FG Attempted	11	at Evansville (11/16/17)
3-Point FG Made	3	2x, last vs. Tennessee State (12/31/17)
3-Point FG Attempted	6	2x, last vs. Tennessee State (12/31/17)
FT Made	4	at Southern Illinois (12/9/17)
FT Attempted	6	at Southern Illinois (12/9/17)
Assists	2	4x, last vs. Tennessee State (12/31/17)
Blocks	2	at N.C. Central (12/2/17)
Steals	1	6x, last vs. Tennessee State (12/31/17)
Minutes	35	at Austin Peay (1/6/18)

CAREER-HIGHS

Points	16	at Evansville (11/16/17)
Total Rebounds	10	2x, last at Murray State (1/4/18)
Offensive	3	4x, last at Murray State (1/4/18)
Defensive	7	2x, last at Murray State (1/4/18)
FG Made	6	2x, last at Evansville (11/16/17)
FG Attempted	11	2x, last at Evansville (11/16/17)
3-Point FG Made	3	2x, last vs. Tennessee State (12/31/17)
3-Point FG Attempted	6	3x, last vs. Tennessee State (12/31/17)
FT Made	4	3x, last at Southern Illinois (12/9/17)
FT Attempted	6	at Southern Illinois (12/9/17)
Assists	2	6x, last vs. Tennessee State (12/31/17)
Blocks	2	at N.C. Central (12/2/17)
Steals	3	2x, last vs. Central Arkansas (12/1/16)
Minutes	35	at Austin Peay (1/6/18)

CAREER STATISTICS AT SOUTHEAST MISSOURI

Overall																			
Season	G-GS	Min	Avg	FG-FGA	Pct	3FG-3FGA	Pct	FT-FTA	Pct	Off	Def	Tot	Avg	PF	FO	A	TO	Blk	Stl
2016-17	31-0	568	18.3	63-129	.488	28-76	.368	25-39	.641	30	71	101	3.3	79	3	17	21	2	22
2017-18	17-11	349	20.5	42-93	.452	20-53	.377	11-22	.500	21	67	88	5.2	36	1	12	25	4	6
Total	48-11	917	19.1	105-222	.473	48-129	.372	36-61	.590	51	138	189	3.9	115	4	29	46	6	28
Ohio Valley Conference Games Only																			
Season	G-GS	Min	Avg	FG-FGA	Pct	3FG-3FGA	Pct	FT-FTA	Pct	Off	Def	Tot	Avg	PF	FO	A	TO	Blk	Stl
2016-17	14-0	229	16.4	26-51	.510	12-30	.400	9-16	.563	13	25	38	2.7	38	2	8	5	1	6
2017-18	4-3	93	23.3	9-21	.429	7-16	.438	4-8	.500	6	17	23	5.8	9	1	3	7	0	1
Total	18-3	322	17.9	35-72	.486	19-46	.413	13-24	.542	19	42	61	3.4	47	3	11	12	1	7

Southeast Missouri State RED HAWKS

BOX SCORES

GAME 1

SOUTHEAST MISSOURI 81, MISSOURI BAPTIST 69

Nov. 10, 2017 • Show Me Center • Cape Girardeau, Mo.

Missouri Baptist 69

#	Player	Total			3-Ptr			Rebounds			PF	TP	A	T	Blk	Stl	Min	
		FG	FGA	FT	FTA	Off	Def	Tot										
01	Jahmouri Robinson	f	7-9	0-1	0-3	0	0	0	0	14	2	3	0	1	24			
12	Andrew Howard	f	3-5	0-0	3-5	4	3	7	2	9	0	2	0	0	23			
13	Karson King	f	1-2	0-1	0-0	2	1	3	1	2	3	1	0	2	20			
22	Johnny Benson	g	2-3	1-2	3-4	0	2	2	3	8	0	4	0	0	23			
33	Jesus Castillo	g	2-4	2-4	0-0	0	2	2	0	6	1	1	1	0	12			
02	Joel Baskin		1-5	0-2	0-0	0	0	0	0	1	2	1	0	1	10			
03	Fitzgerald Hopkins		3-9	2-7	1-2	0	0	0	0	9	1	1	1	0	23			
04	James McKelvin		2-5	2-3	2-4	0	4	4	2	8	0	2	0	0	22			
10	Hasaan DeCarolis		0-0	0-0	0-0	0	0	0	0	0	0	0	0	0	0+			
15	Pablo Hernandez		2-5	0-2	4-5	2	4	6	1	8	1	2	0	0	22			
21	Torrance Littles		0-0	0-0	0-0	0	0	0	0	4	0	0	0	0	9			
24	Zach Beel		1-1	1-1	0-0	0	1	1	2	3	1	0	1	0	8			
32	John Yaeger		0-0	0-0	0-0	0	0	0	0	0	0	0	0	0	4			
	Team					3	2	5		2								
Totals			24-48	8-23	13-23	11	19	30	16	69	10	18	4	3	200			
FG % 1st Half: 11-28		39.3%	2nd half: 13-20		65.0%	Game: 24-48		50.0%	Deadball		Rebounds		3FG % 1st Half: 4-15		26.7%	2nd half: 4-8		50.0%
FT % 1st Half: 1-5		20.0%	2nd half: 12-18		66.7%	Game: 8-23		34.8%	FT % 1st Half: 1-5		2nd half: 12-18		Game: 8-23		32.0%	FT % 1st Half: 1-5		20.0%

Southeast Missouri 81 • 1-0

#	Player	FG	FGA	3-Ptr	FT	FTA	Off	Def	Tot	PF	TP	A	T	Blk	Stl	Min		
34	MAHONEY, Denzel	f	5-9	0-2	11-11		0	2	2	1	21	1	2	1	0	32		
42	LAROS, Mark	c	4-5	0-0	1-1		4	5	9	2	9	0	3	1	1	27		
02	DALTON, Jonathan	g	3-3	2-2	3-4		1	1	2	3	11	7	0	0	0	32		
03	KOWALSKI, Ray	g	1-6	0-1	0-0		0	0	0	3	2	1	1	0	1	16		
23	SIMMONS, Daniel	g	5-12	2-4	1-1		0	2	2	2	13	2	2	0	1	28		
04	VRANES, Milos		2-4	1-3	0-0		0	3	3	2	5	0	0	0	1	13		
13	GABLE, Isaiah		1-3	0-2	0-0		0	0	0	2	2	1	1	0	0	11		
15	LEWIS, Donnie		0-0	0-0	0-0		0	0	0	0	0	0	0	0	0	5		
20	CARPENTER, Justin		2-2	0-0	0-0		0	2	2	1	4	2	1	0	1	10		
25	BREWER, Ledarius		4-10	3-6	3-4		0	5	5	2	14	3	1	0	2	26		
Team							3	1	4		2							
Totals			27-54	8-20	19-21		8	21	29	18	81	17	13	2	7	200		
FG % 1st Half: 12-22		54.5%	2nd half: 15-32		46.9%	Game: 27-54		50.0%	Deadball		Rebounds		3FG % 1st Half: 6-9		66.7%	2nd half: 2-11		18.2%
FT % 1st Half: 7-8		87.5%	2nd half: 12-13		92.3%	Game: 19-21		90.5%	FT % 1st Half: 7-8		2nd half: 12-13		Game: 19-21		90.5%	FT % 1st Half: 7-8		87.5%

Officials: Brett Miles, Kyle Bottoms, Alex Manuel
Technical fouls: Missouri Baptist-None. Southeast Missouri-None.
Attendance: 1239

Score by periods	1st	2nd	Total
Missouri Baptist	27	42	69
Southeast Missouri	37	44	81

GAME 2

LOUISIANA TECH 96, SOUTHEAST MISSOURI 95 OT

Nov. 13, 2017 • Thomas Assembly Center • Ruston, La.

Southeast Missouri 95 • 1-1

#	Player	FG		3-Ptr		Rebounds				PF	TP	A	T	Blk	Stl	Min
		FGA	FG%	FGA	FT-FTA	Off	Def	Off	Def							
34	MAHONEY, Denzel	f	9-18	1-5	6-8	3	4	7	2	25	3	1	0	1	36	
42	LAROS, Mark	c	2-4	0-0	1-1	4	0	4	1	5	0	1	1	1	13	
02	DALTON, Jonathan	g	1-2	0-0	0-0	0	1	1	1	2	7	4	0	2	35	
03	KOWALSKI, Ray	g	4-10	3-5	1-1	1	1	2	1	12	1	0	0	0	22	
23	SIMMONS, Daniel	g	5-15	0-3	1-2	1	2	3	4	11	3	1	1	1	34	
04	VRANES, Milos		1-3	1-3	0-0	0	5	5	1	3	2	0	0	0	13	
15	LEWIS, Donnie		0-0	0-0	0-0	0	0	0	4	0	3	0	0	0	9	
20	CARPENTER, Justin		7-9	0-1	3-5	2	4	6	3	17	0	0	1	0	32	
25	BREWER, Ledarius		7-14	4-8	2-2	2	4	6	3	20	1	2	1	1	31	
Team			36-75	9-25	14-19	13	24	37	20	95	20	9	4	6	225	
Totals			36-75	9-25	14-19	13	24	37	20	95	20	9	4	6	225	
FG % 1st Half: 15-31		48.4%	2nd half: 15-35		42.9%	OT: 6-9		66.7%	Game: 36-75		48.0%	Deadball		Rebounds		
3FG % 1st Half: 3-11		27.3%	2nd half: 3-7		37.5%	OT: 3-6		50.0%	Game: 9-25		36.0%	FT % 1st Half: 6-8		75.0%		
FT % 1st Half: 6-8		75.0%	2nd half: 7-8		87.5%	OT: 1-3		33.3%	Game: 14-19		73.7%	1				

Louisiana Tech 96 • 2-0

#	Player	Total			3-Ptr			Rebounds			PF	TP	A	T	Blk	Stl	Min	
		FG	FGA	FT	FTA	Off	Def	Off	Def	Tot								
22	WASHINGTON, Jy'lan	f	3-7	1-3	0-0	0	3	3	1	7	2	0	0	0	27			
05	WHITE, Joniah	c	2-3	0-0	2-2	2	3	5	1	6	2	2	3	0	29			
00	BOYKINS, Jacob	g	3-10	1-7	2-2	1	6	7	4	9	0	0	0	1	28			
02	HARRIS, Jalen	g	7-13	1-4	11-14	1	7	8	2	26	5	3	2	0	36			
04	BRACEY, Daquan	g	8-13	1-2	3-4	0	5	5	2	20	4	4	0	0	37			
01	JEAN, Derric		4-6	2-4	4-6	0	1	1	3	14	3	0	1	0	30			
11	PEMBERTON, Jacobly		1-1	0-0	2-2	1	1	2	4	0	0	1	0	1	9			
21	CHRISTON, Exavian		1-3	0-1	0-0	1	0	1	0	2	0	0	0	0	13			
35	POWELL, Oliver		2-4	0-0	4-4	0	4	4	2	8	0	0	1	0	16			
Team						1	0	1										
Totals			31-60	6-21	28-34	7	30	37	17	96	16	9	8	1	225			
FG % 1st Half: 14-29		48.3%	2nd half: 12-26		46.2%	OT: 5-5		100.0%	Game: 31-60		51.7%	Deadball		Rebounds		3FG % 1st Half: 1-7		14.3%
FT % 1st Half: 1-7		14.3%	2nd half: 5-14		35.7%	OT: 0-0		0.0%	Game: 6-21		28.6%	FT % 1st Half: 1-7		14.3%	OT: 0-0		0.0%	

Officials: Ray Natili, Bret Smith, Nomi Kidwai
Technical fouls: Southeast Missouri-TEAM. Louisiana Tech-None.
Attendance: 2456

Score by periods	1st	2nd	OT	Total
Southeast Missouri	39	40	16	95
Louisiana Tech	39	40	17	96

Last FG - SEMO OT-00:00, TECH OT-01:18.
Largest lead - SEMO by 3 1st-10:49, TECH by 7 OT-03:24.
SEMO led for 06:14. TECH led for 32:29. Game was tied for 06:17.

Score tied - 13 times.
Lead changed - 10 times.

GAME 3

EVANSVILLE 66, SOUTHEAST MISSOURI 50

Nov. 16, 2017 • Ford Center • Evansville, Ind.

SEMO 50 • 1-2

#	Player	FG	FGA	3-PT	FTA	FT	FTA	Off	Def	PF	TP	A	T	Blk	Stl	Min
34	MAHONEY, Denzel	f	1-7	1-4	0-0	0	5	5	2	3	1	2	1	1	26	
42	LAROS, Mark	c	0-0	0-0	1-2	0	0	0	3	1	0	2	1	0	13	
02	DALTON, Jonathan	g	2-4	0-2	0-0	2	1	3	2	4	5	3	0	3	30	
03	KOWALSKI, Ray	g	2-4	1-2	0-0	0	3	3	2	5	0	4	0	0	25	
23	SIMMONS, Daniel	g	3-3	1-1	2-2	0	2	2	1	9	1	0	0	0	16	
04	VRANES, Milos		6-11	3-6	1-2	3	7	10	3	16	0	1	0	0	28	
13	GABLE, Isaiah		1-3	0-1	0-0	0	2	2	1	2	1	0	0	0	13	
15	LEWIS, Donnie		0-0	0-0	0-0	0	0	0	2	0	0	0	0	1	10	
20	CARPENTER, Justin		1-4	0-1	0-0	0	1	1	3	2	0	0	3	1	14	
25	BREWER, Ledarius		3-12	2-8	0-2	0	3	3	5	8	1	3	2	0	25	
	Team					0	2	2								
Totals			19-48	8-25	4-8	5	26	31	24	50	9	18	5	5	200	
FG 1st Half: 8-20 40.0% 2nd half: 11-28 39.3% Game: 19-48 39.6% Deadball																
3FG 1st Half: 3-13 23.1% 2nd half: 5-12 41.7% Game: 8-25 32.0% 4																
FT 1st Half: 2-4 50.0% 2nd half: 2-4 50.0% Game: 4-8 50.0%																

Southeast Missouri State REDHAWKS

BOX SCORES

GAME 5

MONTANA STATE 88, SOUTHEAST MISSOURI 82

Nov. 22, 2017 • Hard Rock Riviera Maya • Cancun, Mexico

SEMO 82 • 2-3

#	Player	Total		3-Ptr		Rebounds			PF	TP	A	T	Blk	Stl	Min
		FG	F-GA	FG	FT-FGA	Off	Def	Total							
42	LAROS, Mark	f	1-1	0-0	0-0	1	2	3	1	2	0	0	1	0	14
02	DALTON, Jonathan	f	3-4	1-1	5-6	0	2	2	3	12	6	5	0	1	35
03	KOWALSKI, Ray	g	1-4	0-2	1-1	0	0	0	2	3	1	2	0	0	18
23	SIMMONS, Daniel	g	3-7	1-2	5-7	0	4	4	5	12	1	1	0	1	24
34	MAHONEY, Denzel	g	10-14	1-2	6-8	1	5	6	3	27	0	1	0	0	33
04	VRANES, Milos		4-6	0-1	0-0	2	2	4	2	8	2	1	0	1	21
15	LEWIS, Donnie		0-1	0-1	0-0	0	1	1	1	0	0	0	0	0	5
20	CARPENTER, Justin		3-6	0-1	3-4	4	4	8	4	9	1	2	0	1	25
25	BREWER, Ledarius		4-8	1-5	0-0	0	2	2	5	9	0	3	0	1	25
Team						0	1	1							
Totals			29-51	4-15	20-26	8	23	31	26	82	11	15	1	5	200
FG % 1st Half: 13-26		50.0%	2nd half: 16-25		64.0%	Game: 29-51		56.9%	Deadball Rebounds						
3FG % 1st Half: 0-6		0.0%	2nd half: 4-9		44.4%	Game: 4-15		26.7%							
FT % 1st Half: 8-10		80.0%	2nd half: 12-16		75.0%	Game: 20-26		76.9%							

MONTANA STATE 88 • 4-2

#	Player	FG-Total		3-Ptr		Rebounds		PF	TP	A	T	Blk	Stl	Min								
		FG	F-GA	FG	FT-FGA	Off	Def															
02	BLEVINS, Keljin	f	2-4	0-0	3-6	1	4	5	0	7	3	0	1	0	29							
04	NEUMANN, Sam	f	2-2	0-0	4-5	1	1	2	4	8	0	0	0	0	14							
03	HALL, Tyler	g	11-19	8-15	4-4	1	3	4	2	34	0	0	1	0	36							
05	FREY, Harald	g	3-10	0-3	2-3	0	1	1	2	8	5	2	0	2	29							
10	KLINES, Devonte	g	1-2	0-0	0-1	1	2	3	3	2	4	0	0	2	26							
00	GREEN, Zach		1-2	0-0	3-4	0	1	1	3	5	0	0	0	0	12							
01	MVUEZOLO JR., Joe		2-4	0-0	0-0	2	0	2	3	4	0	1	0	0	7							
13	BONTON, Isaac		3-6	0-1	6-6	0	0	0	4	12	1	1	0	1	22							
22	FREY, Konner		2-5	0-1	2-3	1	5	6	3	6	1	2	0	1	21							
44	SCHULTZ, Luke		0-0	0-0	2-2	2	0	2	0	2	0	0	0	0	4							
Team						0	0	0														
Totals			27-54	8-20	26-34	9	17	26	24	88	12	11	2	6	200							
FG % 1st Half: 14-27		51.9%	2nd half: 13-27		48.1%	Game: 27-54		50.0%	Deadball Rebounds													
3FG % 1st Half: 5-10		50.0%	2nd half: 3-10		30.0%	Game: 8-20		40.0%														
FT % 1st Half: 8-10		80.0%	2nd half: 18-24		75.0%	Game: 26-34		76.5%														

Officials: Mark Maslona, Freddie Williams, Geoff Vejelsky
Technical fouls: SEMO=None, MONTANA STATE=None.
Attendance:
Cancun Challenge - Mayan Division: Championship Game

Score by periods	1st	2nd	Total
SEMO	34	48	82
MONTANA STATE	41	47	88

Points	In	Off	2nd	Fast	Bench
SEMO	44	17	13	6	26
MSU	28	13	8	7	29

GAME 6

N.C. CENTRAL 77, SOUTHEAST MISSOURI 70

Nov. 26, 2017 • Show Me Center • Cape Girardeau, Mo.

N.C. Central 77 • 3-5

#	Player		Total		3-Ptr		Rebounds			PF	TP	A	T	Blk	Stl	Min
			FG	F-GA	FG	F-GA	FT	Off	Def							
02	DOUGLAS, Zacarry	f	1-3	1-2	0-2	0	6	6	1	3	0	0	1	1	1	23
05	GARDNER JR, Reggie	f	3-12	1-8	3-4	0	1	1	3	10	1	1	0	1	0	30
02	DAVIS, Raasean	c	9-12	0-0	2-5	2	8	10	4	20	0	0	1	1	1	34
01	WIGGINS, C.J.	g	4-8	3-4	0-1	0	2	2	0	11	3	2	0	0	0	33
03	GOLDSMITH, Brandon	g	0-0	0-0	2-2	1	1	2	1	2	0	0	0	0	0	8
00	MCKNIGHT JR, Larry		0-1	0-1	0-0	0	1	1	1	0	0	0	0	0	0	6
04	PERKINS, Jordan		5-10	0-2	3-4	0	3	3	4	13	7	4	0	2	33	
11	JONES, Alston		3-4	0-0	2-2	0	1	1	4	8	1	3	0	0	0	10
13	RIVAS, Pablo		2-3	2-2	2-2	0	2	2	3	8	0	0	1	2	1	18
22	REID, Dominique		1-1	0-0	0-0	0	1	1	1	2	0	1	1	0	0	5
Team						1	4	5								
Totals				28-54	7-19	14-22	4	30	34	22	77	12	12	4	7	200
FG % 1st Half: 16-29			55.2%	2nd half: 12-25			48.0%	Game: 28-54			51.9%	Deadball Rebounds				
3FG % 1st Half: 3-11			27.3%	2nd half: 4-8			50.0%	Game: 7-19			36.8%					
FT % 1st Half: 6-6			100.0	2nd half: 8-16			50.0%	Game: 14-22			63.6%					

Southeast Missouri 70 • 2-4

#	Player	FG-Total		3-Ptr		Rebounds			PF	TP	A	T	Blk	Stl	Min
		FG	F-GA	FG	FT-GA	Off	Def	Total							
04	VRANES, Milos	f	1-6	1-3	0-0	1	6	7	2	3	0	4	0	0	19
20	CARPENTER, Justin	f	5-10	1-2	3-5	4	7	11	3	14	1	0	0	0	27
02	DALTON, Jonathan	g	1-3	0-1	3-4	0	3	3	4	5	1	0	2	0	29
25	BREWER, Ledarius	g	3-12	1-4	2-2	1	1	2	4	9	0	2	0	1	28
34	MAHONEY, Denzel	g	6-19	1-7	2-2	2	3	5	4	15	1	2	0	0	33
03	KOWALSKI, Ray		1-2	0-1	2-2	0	1	1	0	4	1	1	0	0	16
13	GABLE, Isaiah		0-0	0-0	0-0	0	0	0	0	0	0	0	0	0	0
15	LEWIS, Donnie		0-0	0-0	1-2	0	1	0	1	0	0	0	0	0	9
23	SIMMONS, Daniel		4-9	1-2	6-8	2	2	4	1	15	2	2	0	2	26
42	LAROS, Mark		1-2	0-0	2-2	2	2	4	0	4	1	0	0	1	13
Team						2	2	4							
Totals			22-63	5-20	21-27	15	27	42	18	70	11	12	0	7	200
FG % 1st Half: 11-29 37.9% 2nd half: 11-34 32.4% Game: 22-63 34.9% Deadball															
3FG % 1st Half: 2-8 25.0% 2nd half: 3-12 25.0% Game: 5-20 25.0% Rebounds															
FT % 1st Half: 8-12 66.7% 2nd half: 13-15 86.7% Game: 21-27 77.8% 2															

Officials: Steve Divine, Collin Dotson, Brad Fritsch
Technical fouls: N.C. Central-JONES, Alston, Southeast Missouri=None.
Attendance: 645

Score by periods	1st	2nd	Total
N.C. Central	41	36	77
Southeast Missouri	32	38	70

Points	In	Off	2nd	Fast	Bench
NCCUM	36	9	4	2	31
SEMO	26	16	13	4	24

GAME 7

SOUTHEAST MISSOURI 83, HANNIBAL-LAGRANGE 59

Nov. 28, 2017 • Show Me Center • Cape Girardeau, Mo.

Hannibal-LaGrange 59 • 1-4

#	Player	Total		3-Ptr		Rebounds		PF	TP	A	T	Blk	Stl	Min	
		FG-FGA	FG-FGA	FG-FGA	FG-FGA	Off	Def								
21	HUEITT, Tyrone	f	6-10	0-1	1-2	0	0	0	3	13	0	3	2	0	29
23	SMITH, Brady	f	9-13	2-3	1-2	2	2	4	2	21	3	3	2	1	31
01	PACE, Tim	g	4-11	0-3	1-3	0	5	5	2	9	3	3	1	1	30
03	ELBE, Lincoln	g	1-7	0-5	0-0	0	2	2	1	2	4	1	1	2	30
04	EARLY, Demetrius	g	2-6	2-5	2-4	1	7	8	2	8	1	1	0	0	30
00	INGLE, Adam		0-1	0-0	0-0	0	1	1	0	0	0	1	0	0	6
02	THEBEAU, Clay		0-0	0-0	0-0	1	0	1	1	0	0	2	0	0	4
05	ISON, Trevor		3-7	0-0	0-1	2	2	4	5	6	0	1	0	0	15
12	ISON, Tyler		0-1	0-0	0-0	0	0	0	0	0	0	0	0	1	2
13	OGALAT, Bruce		0-1	0-0	0-0	1	1	2	0	0	0	0	0	0	2
14	PLUNKETT, Reed		0-1	0-1	0-0	0	0	0	0	0	1	1	0	0	5
24	HIVELY, Izack		0-0	0-0	0-0	1	0	1	3	0	1	2	0	0	16
						1	4	5							
Totals			25-58	4-18	5-12	9	24	33	19	59	13	18	6	5	200

Southeast Missouri State RED HAWKS

BOX SCORES

GAME 9

SOUTHEAST MISSOURI 91, UMKC 87

Dec. 6, 2017 • Show Me Center • Cape Girardeau, Mo.

UMKC 87 • 3-7

#	Player		Total	3-Ptr	Rebounds			PF	TP	A	TO	Blk	Stl	Min	
			FG-FGA	FG-FGA	FT-FTA	Off	Def								Tot
05	Giles, Jordan	f	1-3	0-2	0-0	0	2	2	3	2	0	1	0	1	14
30	Leek, Aleer	f	1-3	1-1	0-0	2	3	5	4	3	0	1	5	0	16
00	Bishop, Xavier	g	5-10	1-3	7-11	1	0	1	5	18	5	3	0	0	31
02	Ross, Isaiah	g	2-12	2-6	0-0	1	0	1	3	6	3	2	0	1	27
10	Robinson, Broderick	g	8-19	5-10	3-3	2	8	10	2	24	3	1	0	2	39
01	Smith, Marco	g	1-3	0-1	0-0	1	0	1	3	2	4	0	0	0	16
03	McKissic, Brandon	g	3-7	3-4	0-0	0	6	6	4	9	0	1	1	0	20
14	Ahmed, Mo	g	0-0	0-0	0-0	0	0	0	0	0	0	0	0	0	0+
15	Knar, Robert	g	1-1	0-0	0-0	0	1	1	0	2	0	0	0	0	2
25	Dulley, Steve	g	3-5	0-1	0-0	1	1	2	0	6	1	0	0	0	12
33	Nesbitt Jr., Marvin	g	6-9	3-4	0-0	4	2	6	1	15	1	0	0	0	23
	Team					4	2	6							
Totals			31-72	15-34	10-14	16	25	41	25	87	17	9	6	4	200
FG % 1st Half: 14-38			36.8%	2nd half: 17-34			50.0%	Game: 31-72			43.1%			Deadball	
3FG % 1st Half: 7-16			43.8%	2nd half: 8-18			44.4%	Game: 15-34			44.1%			Rebounds	
FT % 1st Half: 2-3			66.7%	2nd half: 8-11			72.7%	Game: 10-14			71.4%			1	

Southeast Missouri 91 • 5-4

#	Player	FG		3-Ptr		Rebounds			PF	TP	A	TO	Blk	Stl	Min
		Total	%	Total	%	Off	Def	Tot							
04	VRANES, Milos	f	2-5	1-3	0-1	1	6	7	3	5	1	2	1	0	24
20	CARPENTER, Justin	f	5-12	0-1	4-6	5	6	11	0	14	2	1	3	1	25
02	DALTON, Jonathan	g	0-2	0-0	3-4	1	1	2	3	10	2	0	2	3	34
25	BREWER, Ledarius	g	4-11	1-4	0-0	1	0	1	2	9	1	0	1	0	16
34	MAHONEY, Denzel	g	5-7	3-3	4-5	0	3	3	4	17	1	4	0	0	30
01	DUFFUS, Dondre	g	2-5	0-1	2-2	0	0	0	1	6	2	0	0	0	10
03	KOWALSKI, Ray	g	5-7	4-5	2-2	1	2	3	1	16	1	0	0	0	25
13	GABLE, Isaiah	g	1-2	1-1	0-0	0	0	0	0	3	0	0	0	0	9
15	LEWIS, Donnie	g	0-0	0-0	0-0	1	1	2	1	0	0	0	0	0	6
23	SIMMONS, Daniel	g	4-7	2-4	8-10	0	3	3	1	18	3	1	0	0	21
	Team					1	6	7							
Totals			28-58	12-22	23-30	11	28	39	15	91	21	10	5	3	200
FG % 1st Half: 15-30		50.0%	2nd half: 13-28		46.4%	Game: 28-58		48.3%	Deadball						
3FG % 1st Half: 8-12		66.7%	2nd half: 4-10		40.0%	Game: 12-22		54.5%	Rebounds						
FT % 1st Half: 10-13		76.9%	2nd half: 13-17		76.5%	Game: 23-30		76.7%	1						

Officials: Gene Grimshaw, Boyd Copeland, Chris Koopman
Technical fouls: UMKC-None. Southeast Missouri-None.
Attendance: 1586

Score by periods	1st	2nd	Total
UMKC	37	50	87
Southeast Missouri	48	43	91

Points	In	Off	2nd	Fast	Bench
UMKC	30	17	17	0	34
SEMO	28	15	13	4	43

GAME 10

SOUTHEAST MISSOURI 75, SOUTHERN ILLINOIS 69

Dec. 9, 2017 • SIU Arena • Carbondale, Ill.

Southeast Missouri State 75 • 6-4

#	Player	FG-TOTAL		3-Ptr		Rebounds					PF	TP	A	TO	Blk	Stl	Min
		FG	FGA	FG	FGA	FT	FTA	Off	Def	Tot							
02	DALTON, Jonathan	*	0-1	0-1	4-6	0	0	0	1	4	4	0	0	0	0	1	34
04	VRANES, Milos	*	4-7	2-3	4-6	2	4	6	3	14	0	1	0	1	1	22	
23	SIMMONS, Daniel	*	4-11	2-6	2-4	2	4	6	4	12	3	3	0	2	2	22	
25	BREWER, Ledarius	*	4-8	2-4	3-3	0	3	3	1	13	2	0	0	1	1	25	
34	MAHONEY, Denzel	*	6-12	3-4	3-6	2	2	4	4	18	0	3	0	1	1	33	
01	DUFFUS, Dondre	g	2-2	1-1	3-4	0	5	5	4	8	0	4	0	3	1	17	
03	KOWALSKI, Ray	g	0-3	0-2	0-0	0	2	2	1	0	0	0	0	0	0	17	
13	GABLE, Isaiah	g	2-6	2-5	0-1	0	1	1	1	6	0	0	0	0	0	20	
15	LEWIS, Donnie	g	0-0	0-0	0-0	0	0	0	1	0	0	0	0	0	0	10	
Team						1	6	7									
Totals			22-50	12-26	19-30	7	27	34	20	75	9	11	0	8	200		
FG % 1st Half: 13-25		52.0%	2nd half: 9-25		36.0%	Game: 22-50		44.0%	Deadball								
3FG % 1st Half: 6-12		50.0%	2nd half: 6-14		42.9%	Game: 12-26		46.2%	Rebounds								
FT % 1st Half: 7-11		63.6%	2nd half: 12-19		63.2%	Game: 19-30		63.3%									

Southern Illinois 69 • 4-4

#	Player		Total		3-Ptr		Rebounds				PF	TP	A	TO	Blk	Stl	Min
			FG	FGA	FT	FGA	FT	FTA	Off	Def							
33	Pippen,Kavion	c	3-5	0-0	0-0	3	2	5	1	6	0	1	2	0	1	18	
00	Wiley,Jonathan		1-7	0-0	0-2	2	3	5	1	2	1	1	3	0	1	20	
03	Bartley,Marcus		1-7	1-5	0-0	0	6	6	4	3	6	2	0	0	0	38	
13	Lloyd,Sean		5-9	3-3	2-2	5	5	6	5	15	1	2	1	0	0	28	
22	Fletcher,Armon	g	3-6	0-1	4-7	1	7	8	4	10	1	4	0	1	1	28	
04	McGill,Eric		2-8	1-3	0-2	2	1	3	3	5	1	2	0	1	1	22	
10	Cook,Aaron		6-11	4-9	2-2	1	0	1	1	18	3	2	0	0	1	26	
11	Smithpeters,Tyler		3-8	2-7	0-0	0	0	0	3	8	2	0	0	1	1	16	
24	Stradnieks,Rudy		1-2	0-0	0-0	2	0	2	1	2	0	1	0	0	0	4	
	Team					2	3	5									
Totals			25-63	11-28	8-15	14	27	41	23	69	15	15	6	3	200		
FG % 1st Half: 9-32			28.1%	2nd half: 16-31			51.6%	Game: 25-63			39.7%	Deadball			Rebounds		
3FG % 1st Half: 2-13			15.4%	2nd half: 9-15			60.0%	Game: 11-18			39.3%						
FT % 1st Half: 5-8			62.5%	2nd half: 3-7			42.9%	Game: 8-15			53.3%						

Officials: Randy Heimerman, David Stevens, Ervin Wilson
Technical fouls: Southeast Missouri State-None. Southern Illinois-None.
Attendance: 4493

Score by periods	1st	2nd	Total
Southeast Missouri State	39	36	75
Southern Illinois	25	44	69

Points	In	Off	2nd	Fast	Bench
SEMO	18	16	16	6	2
SIU	26	13	12	0	33

GAME 11

KANSAS STATE 89, SOUTHEAST MISSOURI 71

Dec. 16, 2017 • Bramlage Coliseum • Manhattan, Kan.

SE Missouri State 71 • 6-5

#	Player	Total		3-Ptr		Rebounds					PF	TP	A	TO	Blk	Stl	Min
		FG	FGA	FG	FGA	FT	FTA	Off	Def	Tot							
04	VRANES, Milos	f	3-4	2-3	0-0	1	5	6	2	8	1	2	0	0	1	19	
20	CARPENTER, Justin	f	6-13	0-3	1-1	3	1	4	0	13	2	1	0	1	1	27	
02	DALTON, Jonathan	g	2-4	1-2	0-0	0	2	2	1	5	4	3	0	1	1	29	
25	BREWER, Ledarius	g	0-5	0-2	0-0	0	4	4	2	0	2	0	0	1	1	22	
34	MAHONEY, Denzel	g	6-9	2-3	9-9	0	1	1	2	23	0	1	0	0	1	30	
01	DUFFUS, Dondre	g	1-3	1-1	0-0	0	0	0	4	3	1	2	0	0	0	16	
13	GABLE, Isaiah	g	1-4	0-2	0-0	0	0	0	2	2	0	0	0	0	0	12	
15	LEWIS, Donnie	g	0-0	0-0	0-0	0	0	0	2	2	0	0	0	1	12		
23	SIMMONS, Daniel	g	6-15	5-9	0-0	1	0	1	17	4	0	0	0	33			
Totals			25-57	11-25	10-10	5	14	19	16	71	16	9	0	4	200		
FG 1st Half: 12-25 48.0% 2nd half: 13-32 40.6% Game: 25-57 43.9% Deadball Rebounds																	
3FG 1st Half: 6-12 50.0% 2nd half: 5-13 38.5% Game: 11-25 44.0%																	
FT 1st Half: 9-10 90.0% 2nd half: 11 100.0% Game: 10-10 100%																	

Southeast Missouri State REDHAWKS

BOX SCORES

GAME 13

SAINT LOUIS 78, SOUTHEAST MISSOURI 48

Dec. 22, 2017 • Chaifetz Arena • St. Louis, Mo.

Southeast Missouri 48 • 6-7

#	Player	Total		3-Ptr		Rebounds			PF	TP	A TO Blk Stl				Min
		FG-FGA	FG-FGA	FT-FTA	FT-FTA	Off	Def	Tot							
04	VRANES, Milos	f	3-4	1-2	0-0	1	1	2	2	7	0	1	0	0	19
34	MAHONEY, Denzel	f	3-9	1-4	5-8	1	3	4	2	12	1	1	0	0	30
00	CARPENTER, Justin	c	0-5	0-1	4-4	2	5	7	1	4	1	0	1	0	18
02	DALTON, Jonathan	g	1-1	0-0	0-0	0	3	3	0	2	4	2	0	1	29
25	BREWER, Ledarius	g	4-12	0-2	0-0	1	1	2	1	8	1	2	0	2	23
03	KOWALSKI, Ray	g	0-5	0-4	0-0	0	0	0	0	1	0	0	0	0	9
13	GABLE, Isaiah	g	1-6	1-4	0-0	0	1	1	2	3	0	2	0	0	17
15	LEWIS, Donnie	g	0-0	0-0	0-0	0	0	0	1	0	0	1	0	0	18
30	SIMMONS, Daniel	g	3-6	2-4	0-0	1	1	2	1	8	2	1	0	0	22
42	LAROS, Mark	g	2-5	0-0	0-0	1	2	3	1	4	0	1	0	0	15
Team						4	0	4							
Totals			17-53	5-21	9-12	11	17	28	11	48	10	11	1	3	200
FG % 1st Half: 8-25			32.0%	2nd half: 9-28		32.1%	Game: 5-21			23.8%	Deadball		Rebounds		
3FG % 1st Half: 1-11			9.1%	2nd half: 4-10		40.0%	Game: 5-21			23.8%	Deadball		Rebounds		
FT % 1st Half: 6-6			100.0%	2nd half: 3-6		50.0%	Game: 9-12			75.0%	Deadball		Rebounds		

Saint Louis 78 • 7-6

#	Player	Total		3-Ptr		Rebounds			PF	TP	A TO Blk Stl				Min
		FG-FGA	FG-FGA	FT-FTA	FT-FTA	Off	Def	Tot							
20	JOHNSON, Jalen	f	1-5	1-4	0-0	0	3	3	3	2	1	0	0	0	29
22	FRENCH, Hasahn	f	2-6	0-0	1-2	3	4	7	2	5	4	1	0	1	29
00	CARPENTER, Jordan	g	9-13	1-2	1-1	2	6	8	3	20	2	3	0	1	33
03	BESS, Javon	g	6-10	0-1	2-3	3	7	10	2	14	5	1	1	1	32
05	ROBY, Davell	g	9-15	4-8	1-1	0	2	2	1	23	3	1	0	2	32
01	FOREMAN, D.J.	g	0-1	0-0	0-0	0	0	0	0	0	0	0	1	0	8
21	PSIMITS, Markos	g	0-1	0-1	0-0	0	0	0	0	0	0	0	0	0	3
34	HINES, Aaron	g	5-7	2-4	0-0	0	1	1	2	12	1	1	0	1	20
25	ANTHONY, Rashed	g	0-0	0-0	1-2	2	3	5	0	1	0	0	4	0	14
Team						1	0	1							
Totals			32-58	8-20	6-9	11	26	37	13	78	17	9	6	6	200
FG % 1st Half: 16-31			51.6%	2nd half: 16-27		59.3%	Game: 32-58			55.2%	Deadball		Rebounds		
3FG % 1st Half: 2-10			20.0%	2nd half: 6-10		60.0%	Game: 8-20			40.0%	Deadball		Rebounds		
FT % 1st Half: 1-2			50.0%	2nd half: 5-7		71.4%	Game: 6-9			66.7%	Deadball		Rebounds		

Officials: Tim Nestor, Wally Rutecki, Brent Hampton
Technical fouls: Southeast Missouri-None, Saint Louis-None.
Attendance: 8021

Score by periods	1st	2nd	Total
Southeast Missouri	23	25	48
Saint Louis	35	43	78

Points	In	Off	2nd	Fast	Bench
SEMO	48	20	18	14	13
SLU	48	20	18	14	13

GAME 14

BELMONT 94, SOUTHEAST MISSOURI 72

Dec. 28, 2017 • Show Me Center • Cape Girardeau, Mo.

Belmont 94 • 9-5, 1-0 OVC

#	Player	Total		3-Ptr		Rebounds			PF	TP	A TO Blk Stl				Min
		FG-FGA	FG-FGA	FT-FTA	FT-FTA	Off	Def	Tot							
25	MERCER, Mack	f	4-5	0-1	0-0	2	3	5	4	8	2	0	0	0	14
32	EGEKEZE, Amanze	f	7-7	3-3	4-4	0	3	3	2	21	0	0	0	1	24
01	LUKE, Austin	g	0-0	0-0	0-0	0	0	0	4	0	8	2	1	1	24
03	WINDLER, Dylan	g	6-9	3-6	1-2	1	8	9	1	16	4	1	3	1	34
11	MCCLAIN, Kevin	g	5-12	1-4	1-2	3	3	6	1	12	2	4	0	0	35
02	MURPHY, Grayson	g	2-5	0-2	0-0	0	2	2	0	4	2	0	0	1	10
14	HOPKINS, Nick	g	7-13	7-11	0-0	0	3	3	3	21	0	0	0	0	28
21	SAMPSON, Burton	g	0-0	0-0	2-2	0	0	0	0	2	1	0	0	0	5
42	BENKERT, Michael	g	0-0	0-0	0-0	0	0	0	1	0	0	1	0	0	4
41	HADDEN, Tyler	g	3-6	0-1	0-0	1	2	3	4	6	0	1	0	0	14
50	ADELSPERGER, Seth	g	2-3	0-0	0-0	0	0	0	1	4	0	0	1	0	8
Team						0	3	3							
Totals			36-60	14-28	8-10	7	27	34	21	94	21	10	5	4	200
FG % 1st Half: 19-35			54.3%	2nd half: 17-25		68.0%	Game: 36-60			60.0%	Deadball		Rebounds		
3FG % 1st Half: 8-16			50.0%	2nd half: 6-12		50.0%	Game: 14-28			50.0%	Deadball		Rebounds		
FT % 1st Half: 1-2			50.0%	2nd half: 7-8		87.5%	Game: 8-10			80.0%	Deadball		Rebounds		

Southeast Missouri 72 • 6-8, 0-1 OVC

#	Player	Total		3-Ptr		Rebounds			PF	TP	A TO Blk Stl				Min
		FG-FGA	FG-FGA	FT-FTA	FT-FTA	Off	Def	Tot							
34	MAHONEY, Denzel	f	5-13	2-5	7-10	5	3	8	2	19	1	1	0	2	32
00	CARPENTER, Justin	c	2-7	0-1	0-0	2	0	2	2	4	0	0	0	0	19
02	DALTON, Jonathan	g	1-4	0-0	1-3	0	2	2	0	3	6	1	0	2	31
23	SIMMONS, Daniel	g	4-10	0-2	3-4	0	5	5	2	11	2	4	0	1	28
25	BREWER, Ledarius	g	7-11	6-9	1-2	0	0	0	3	21	1	2	0	0	22
03	KOWALSKI, Ray	g	1-3	0-2	0-0	0	0	0	0	2	1	1	0	1	9
04	VRANES, Milos	g	0-2	0-1	0-0	1	1	2	1	0	1	1	0	0	8
13	GABLE, Isaiah	g	2-6	1-3	3-4	1	3	4	2	8	0	0	0	0	23
15	LEWIS, Donnie	g	0-0	0-0	0-0	0	0	0	0	1	0	1	0	1	9
42	LAROS, Mark	g	2-3	0-0	0-0	3	2	5	1	4	0	2	0	0	19
Team						0	1	1							
Totals			24-59	9-23	15-23	12	17	29	13	72	13	12	0	7	200
FG % 1st Half: 11-25			44.0%	2nd half: 13-34		38.2%	Game: 24-59			40.7%	Deadball		Rebounds		
3FG % 1st Half: 4-11			36.4%	2nd half: 5-12		41.7%	Game: 9-23			39.1%	Deadball		Rebounds		
FT % 1st Half: 10-16			62.5%	2nd half: 5-7		71.4%	Game: 15-23			65.2%	Deadball		Rebounds		

Officials: John St. Clair, Coy Gammon, Shane Staggs
Technical fouls: Belmont-None, Southeast Missouri-None.
Attendance: 1310

Score by periods	1st	2nd	Total
Belmont	47	47	94
Southeast Missouri	36	36	72

Points	In	Off	2nd	Fast	Bench
BEL	38	15	10	4	37
SEMO	16	13	16	4	14

GAME 15

SOUTHEAST MISSOURI 77, TENNESSEE STATE 65

Dec. 31, 2017 • Show Me Center • Cape Girardeau, Mo.

Tennessee State 65 • 5-8, 0-2 OVC

#	Player		Total	3-Ptr	FT-FTA	Rebounds			Off	Def	Tot	PF	TP	A	TO	Blk	Stl	Min
04	HAMILTON, K.	f	5-11	2-5	0-0	2	2	4	4	12	1	0	0	2	26			
21	MEKOWULU, Christian	f	3-7	0-0	2-3	1	2	3	3	8	1	2	2	2	25			
00	CHANEY, Armani	g	0-3	0-0	0-0	0	4	4	2	0	0	2	0	0	18			
01	SPENCER, Delano	g	6-18	4-11	1-1	0	3	3	1	17	1	1	0	2	32			
14	REDDICK, Darreon	g	3-6	0-1	5-5	0	1	1	3	11	1	3	0	1	25			
02	MCKNIGHT, Kamar	g	1-3	0-2	1-2	0	3	3	1	3	2	0	0	0	12			
10	DAVIS, Tripp	g	0-0	0-0	0-0	0	0	0	1	0	0	0	0	0	9			
22	CUMMINGS, Daniel	g	1-3	1-2	0-0	0	1	1	3	3	1	2	0	0	16			
30	CHAFFEE JR., Stokley	g	1-1	0-0	0-0	0	2	2	2	2	0	0	0	0	16			
34	DUKE, Jalen	g	4-4	1-1	0-0	1	2	3	0	9	1	0	0	0	21			
Team						1	2	3										
Totals			24-56	8-22	9-11	5	22	27	20	65	8	10	2	7	200			
FG % 1st Half: 10-27 37.0% 2nd half: 14-29 48.3% Game: 24-56 42.9% Deadball Rebounds																		
3FG % 1st Half: 1-8 12.5% 2nd half: 7-14 50.0% Game: 9-22 36.4%																		
FT % 1st Half: 6-8 75.0% 2nd half: 3-3 100.0% Game: 9-11 81.8%																		

Southeast Missouri State REDHAWKS

BOX SCORES

GAME 17

AUSTIN PEAY 76, SOUTHEAST MISSOURI 71

Jan. 6, 2018 • Dunn Center • Clarksville, Tenn.

Southeast Missouri 71 • (7-10, 1-3 OVC)

#	Player	Total		3-Ptr	FT-FTA	Rebounds			PF	TP	A	TO	Blk	Stl	Min
		FG-FGA	FG-FGA			Off	Def	Tot							
04	VRANES, Milos	f	2-5	2-5	1-2	1	4	5	5	7	0	2	0	0	35
20	CARPENTER, Justin	f	1-3	0-0	0-0	1	1	2	3	2	1	2	0	1	15
02	DALTON, Jonathan	g	3-4	1-1	0-0	2	1	3	1	7	9	3	0	0	33
25	BREWER, Ledarrus	g	5-15	4-9	4-6	0	1	1	2	18	1	1	1	2	38
34	MAHONEY, Denzel	g	7-11	4-6	6-6	1	5	6	3	24	0	3	1	0	26
03	KOWALSKI, Ray		0-0	0-0	0-0	0	0	0	0	0	0	0	0	1	6
15	LEWIS, Donnie		0-0	0-0	0-0	0	0	0	2	0	2	0	0	0	12
23	SIMMONS, Daniel		5-10	0-3	1-3	0	2	2	3	11	1	1	0	0	22
42	LAROS, Mark		1-3	0-0	0-0	2	1	3	2	2	0	0	0	0	13
	Team					0	1	1							
Totals			24-51	11-24	12-17	7	16	23	21	71	14	12	2	4	200
FG % 1st Half: 10-26 38.5%		2nd half: 14-25 56.0%		Game: 24-51 47.1%		Deadball									
3FG % 1st Half: 3-12 25.0%		2nd half: 8-12 66.7%		Game: 11-24 45.8%		Rebounds									
FT % 1st Half: 4-7 57.1%		2nd half: 8-10 80.0%		Game: 12-17 70.6%											

Austin Peay 76 • (9-7, 4-0 OVC)

#	Player	Total		3-Ptr	FT-FTA	Rebounds			PF	TP	A	TO	Blk	Stl	Min
		FG-FGA	FG-FGA			Off	Def	Tot							
03	PORTER-BUNTON, Chri	f	3-11	2-7	3-4	1	2	3	4	11	1	1	0	2	23
21	TAYLOR, Terry	f	9-14	2-6	9-11	9	5	14	1	29	1	2	0	0	35
24	UGBA, Averyl	f	5-6	1-2	2-4	5	3	8	4	13	0	2	0	0	21
01	IVORY, Tre'	g	3-9	0-2	0-0	1	3	4	0	6	6	3	0	0	33
04	GUMM, Dayton	g	2-6	0-3	0-1	1	2	3	0	4	2	1	0	1	27
00	McCARTHY, Acodyan		0-0	0-0	0-0	0	0	0	0	0	0	1	0	0	1
15	CUCAK, Ivan		0-0	0-0	0-0	0	0	0	2	0	0	0	0	1	6
22	HENDERSON, Richard		2-5	0-0	0-0	2	1	3	3	4	0	2	0	0	10
23	HARRIS, Steve		3-6	0-2	0-0	1	3	4	0	6	1	0	0	0	24
25	GLOTTA, Zach		1-5	1-3	0-0	0	1	1	1	3	2	1	0	0	20
	Team					2	2	4							
Totals			28-62	6-25	14-20	22	22	44	15	76	13	13	0	4	200
FG % 1st Half: 14-32 43.8%		2nd half: 14-30 46.7%		Game: 28-62 45.2%		Deadball									
3FG % 1st Half: 4-16 25.0%		2nd half: 2-9 22.2%		Game: 6-25 24.0%		Rebounds									
FT % 1st Half: 4-6 66.7%		2nd half: 10-14 71.4%		Game: 14-20 70.0%											

Officials: Kevin Driver, Mike Grundman, Cody Crum

Technical fouls: Southeast Missouri-None. Austin Peay-None.

Attendance: 1825

Score by periods	1st	2nd	Total
Southeast Missouri	27	44	71
Austin Peay	36	40	76

	In	Off	2nd	Fast	Bench
Points SEMO	22	19	5	2	13
APSU	38	16	24	4	13

GAME 18

SOUTHEAST MISSOURI 78, MOREHEAD STATE 75

Jan. 11, 2018 • Show Me Center • Cape Girardeau, Mo.

Morehead State 75 • 4-12, 0-5 OVC

#	Player	Total		3-Ptr	FT-FTA	Rebounds			PF	TP	A	TO	Blk	Stl	Min
		FG-FGA	FG-FGA			Off	Def	Tot							
12	GREEN, Malek	f	2-3	0-0	3-3	3	3	6	3	7	0	0	0	0	20
13	HARRIS, Lamontay	f	7-14	1-4	0-0	1	9	10	2	15	1	3	0	0	31
00	HICKS, A.J.	g	8-14	1-5	4-6	0	1	1	1	21	5	3	0	2	34
02	WALKER, Jordan	g	2-7	0-3	5-7	1	2	3	4	9	3	1	0	2	37
32	HENSON, Djimon	g	1-6	0-4	0-0	1	2	3	4	2	1	3	0	0	28
01	KING, Londell		3-6	0-2	0-0	4	2	6	5	6	0	2	0	1	23
04	COOPER, De'von		5-7	5-7	0-0	1	4	5	1	15	0	2	0	1	21
10	CHATMAN, Alonzo		0-1	0-0	0-1	0	0	0	2	0	0	3	0	0	6
	Team					1	1	2							
Totals			28-58	7-25	12-17	12	24	36	22	75	10	17	0	6	200
FG % 1st Half: 10-26 38.5%		2nd half: 18-32 56.3%		Game: 28-58 48.3%		Deadball									
3FG % 1st Half: 3-11 27.3%		2nd half: 4-14 28.6%		Game: 7-25 28.0%		Rebounds									
FT % 1st Half: 5-7 71.4%		2nd half: 7-10 70.0%		Game: 12-17 70.6%											

Southeast Missouri 78 • 8-10, 2-3 OVC

#	Player	Total		3-Ptr	FT-FTA	Rebounds			PF	TP	A	TO	Blk	Stl	Min
		FG-FGA	FG-FGA			Off	Def	Tot							
34	MAHONEY, Denzel	f	8-15	3-9	3-5	1	3	4	4	22	1	1	1	1	28
42	LAROS, Mark	c	5-7	0-1	1-2	3	5	8	1	11	1	1	1	1	33
05	DALTON, Jonathan	g	4-9	1-6	1-2	0	2	2	1	10	6	3	0	1	39
15	LEWIS, Donnie	g	0-2	0-2	2-3	0	2	2	2	2	2	1	0	0	25
25	BREWER, Ledarrus	g	4-8	2-6	6-7	0	3	3	3	16	1	2	0	1	33
20	CARPENTER, Justin		0-1	0-1	2-2	2	2	4	3	2	0	3	0	0	13
23	SIMMONS, Daniel		5-9	2-4	3-4	1	2	3	5	15	0	2	0	1	29
	Team					1	3	4							
Totals			26-51	8-29	18-25	8	22	30	19	78	11	13	2	5	200
FG % 1st Half: 12-26 46.2%		2nd half: 14-25 56.0%		Game: 26-51 51.0%		Deadball									
3FG % 1st Half: 6-17 35.3%		2nd half: 2-12 16.7%		Game: 8-29 27.6%		Rebounds									
FT % 1st Half: 7-9 77.8%		2nd half: 11-16 68.8%		Game: 18-25 72.0%											

Officials: John St. Clair, Coy Gammon, Darnell Spann

Technical fouls: Morehead State-None. Southeast Missouri-SIMMONS, Daniel;

CARPENTER, Justin.

Attendance: 915

Score by periods	1st	2nd	Total
Morehead State	28	47	75
Southeast Missouri	37	41	78

	In	Off	2nd	Fast	Bench
Points MOR	36	21	8	6	21
SEMO	34	25	11	2	17