

YOUR REDHAWKS 2017-18 SOUTHEAST MISSOURI BASKETBALL

GAME

10



SOUTHEAST MISSOURI (5-4) AT SOUTHERN ILLINOIS (4-3)

MEDIA COVERAGE

Radio.....SEMO ESPN 92.9 FM / Real Rock 99.3 FM
(Rusty Hendricks)
Video.....ESPN3/WatchESPN
Live Stats.....SIUSalukis.com

SOUTHEAST MISSOURI SPORTS INFORMATION

Basketball Contact.....Jeff Honza
Phone / Email.....(573) 651-2933 / redhawk1@me.com

GoSoutheast.com

Social Media



Date.....Saturday, December 9, 2017
Tipoff.....7 p.m., CT
Location.....Carbondale, Ill.
Arena.....SIU Arena (8,339)
Series History.....SIU leads, 69-45
Last Meeting.....SIU 74, SEMO 50
(Dec. 2, 2015 / Carbondale, Ill.)

Head Coaches

Rick Ray (62-106 overall; 25-46 at SEMO; 11-21 OVC)
Barry Hinson (288-226 overall; 83-86 at SIU)

2017-18 SCHEDULE/RESULTS

November (3-4)

| | | |
|-----------|---|-----------------------------------|
| 1 | Missouri S&T (exhibition) | W, 94-75 |
| 4 | Missouri Southern (exhibition) | W, 85-77 |
| 10 | Missouri Baptist <small>OVCN</small> | W, 81-69 |
| | <i>Cancun Challenge</i> | |
| 13 | <i>at Louisiana Tech</i> | <i>L, 95-96</i> <small>OT</small> |
| 16 | <i>at Evansville</i> <small>ESPN3</small> | <i>L, 50-66</i> |
| 21 | <i>vs. Cal State Northridge</i> <small># CBS SPORTS DIGITAL</small> | <i>W, 74-59</i> |
| 22 | <i>vs. Montana State</i> <small># CBS SPORTS DIGITAL</small> | <i>L, 82-88</i> |
| 26 | North Carolina Central <small>OVCN</small> | L, 70-77 |
| 28 | Hannibal-LaGrange <small>OVCN</small> | W, 83-59 |

December (2-0, 0-0 OVC)

| | | |
|-----------|---|------------------|
| 2 | <i>at North Carolina Central</i> | <i>W, 86-77</i> |
| 6 | UMKC <small>OVCN</small> | W, 91-87 |
| 9 | <i>at Southern Illinois</i> <small>ESPN3</small> | <i>7 p.m.</i> |
| 16 | <i>at Kansas State</i> <small>ESPN3</small> | <i>7 p.m.</i> |
| 20 | Bradley <small>OVCN</small> | 1 p.m. |
| 22 | <i>at Saint Louis</i> <small>FOX SPORTS MIDWEST</small> | <i>6 p.m.</i> |
| 28 | Belmont <small>OVCN</small> | 7:30 p.m. |
| 31 | Tennessee State <small>OVCN</small> | 1 p.m. |

January (0-0, 0-0 OVC)

| | | |
|-----------|--|------------------|
| 4 | <i>at Murray State</i> <small>OVCN</small> | <i>7 p.m.</i> |
| 6 | <i>at Austin Peay</i> <small>OVCN</small> | <i>7 p.m.</i> |
| 11 | Morehead State <small>OVCN</small> | 7:30 p.m. |
| 13 | Eastern Kentucky <small>OVCN</small> | 4:15 p.m. |
| 18 | <i>at SIU Edwardsville</i> <small>OVCN</small> | <i>7 p.m.</i> |
| 20 | <i>at Eastern Illinois</i> <small>OVCN</small> | <i>3:15 p.m.</i> |
| 25 | <i>at Tennessee Tech</i> <small>OVCN</small> | <i>7:30 p.m.</i> |
| 27 | <i>at Jacksonville State</i> <small>OVCN</small> | <i>7 p.m.</i> |

February (0-0, 0-0 OVC)

| | | |
|-----------|--|------------------|
| 1 | Murray State <small>OVCN</small> | 7:30 p.m. |
| 3 | Austin Peay <small>OVCN</small> | 4:15 p.m. |
| 8 | <i>at Morehead State</i> <small>OVCN</small> | <i>6:30 p.m.</i> |
| 10 | <i>at UT Martin</i> <small>OVCN</small> | <i>6 p.m.</i> |
| 15 | Eastern Illinois <small>OVCN</small> | 6:30 p.m. |
| 17 | SIU Edwardsville <small>OVCN</small> | 4:15 p.m. |
| 22 | <i>at Eastern Kentucky</i> <small>OVCN</small> | <i>7 p.m.</i> |
| 24 | UT Martin <small>OVCN</small> | 4:15 p.m. |

All games are broadcast live on the radio at ESPN 92.9 FM and Real Rock 99.3 FM; All times are Central and subject to change; * - Denotes Ohio Valley Conference Game; OVCN - OVC Digital Network; # - Game played in Cancun, Mexico

Mississippi River Rivals

Southeast Missouri (5-4) crosses the Mississippi River to face rival Southern Illinois (4-3) Saturday. Tip-off is set for 7 p.m., CT, at SIU Arena.

Follow the Redhawks

Fans can listen to Saturday's game on the radio at ESPN 92.9 FM and Real Rock 99.3 FM. Rusty Hendricks will call the action. Video can be accessed online at ESPN3/WatchESPN. Live stats are available at SIUSalukis.com. Twitter updates provided @SEMOMBB.

Home-and-Home Renewed

Southeast and Southern Illinois renewed a home-and-home series after taking a year off. The Salukis will return the trip to Cape Girardeau next season. SIU beat the Redhawks, 74-50, the last time these teams met on Dec. 2, 2015 (Carbondale).

Series History

The Redhawks and Salukis hook up for the 115th time on the hardwood Saturday. Southern Illinois leads the all-time series, 69-45. Southeast lost in each of its last eight trips to Carbondale after last winning there on Dec. 4, 1982 (55-50). The Redhawks are 2-13 against SIU since they moved to the NCAA Division I ranks in 1991-92 and they have never beaten the Salukis in Carbondale during their Division I era.

Ray vs. Southern Illinois

Southeast faces Southern Illinois for the second time in three years under head


SOUTHEAST MISSOURI PROBABLE STARTERS



2

Jonathan Dalton
G / 5-10 / 155 / Jr.
New Orleans, La.


4.4 ppg, 2.1 rpg,
5.8 apg



4

Milos Vranes
F / 6-7 / 200 / Sr.
Belgrade, Serbia

5.9 ppg, 5.0 rpg
0.7 apg



20

Justin Carpenter
C / 6-9 / 230 / Fr.
Mt. Carmel, Ill.

10.6 ppg, 6.0 rpg,
1.0 apg



25

Ledarius Brewer
G / 6-5 / 200 / Fr.
Meridian, Miss.

12.9 ppg, 3.1 rpg,
1.6 apg



34

Denzel Mahoney
G/F / 6-4 / 213 / So.
Oviedo, Fla.

19.1 ppg, 4.6 rpg
1.3 apg

Southeast Missouri State REDHAWKS

2017-18 BASKETBALL NOTES / SOUTHERN ILLINOIS • DEC. 9

coach Rick Ray. The Redhawks fell to the Salukis, 72-50, on Dec. 2, 2015 during Ray's first season at the Southeast helm. Ray is 1-6 all-time against Missouri Valley Conference schools as a head coach. The Redhawks 78-74 victory at Missouri State on Dec. 22, 2015 was his first career win at Southeast.

Against the Missouri Valley

Southern Illinois is the second of three Missouri Valley Conference teams Southeast plays this season. The Redhawks, who fell to Evansville, 66-50, on Nov. 16, host Bradley (Dec. 20) during non-conference play. Southeast is 108-190 all-time against the MVC. That record includes a 45-69 mark against SIU, 0-1 record vs. Drake, 5-10 record vs. Evansville, 2-8 mark vs. Bradley, 1-8 record vs. Illinois State, 0-2 record vs. Indiana State and a 55-92 mark vs. Missouri State.

MVC Ties

Rick Ray's first NCAA Division I coaching job was at Indiana State. Ray was an assistant coach there from 1997-2004, helping ISU to consecutive 20-win seasons and NCAA Tournament appearances in 1999-2000 and 2000-01. In 1999-2000, the Sycamores compiled a 14-4 record in the Missouri Valley Conference and won the regular-season title. ISU then won the MVC Tournament the following season. The Sycamores upset #4 seed Oklahoma in the first round of the 2001 NCAA Tournament. Ray was part of the ISU staff that defeated perennial power Indiana in back-to-back seasons. In addition, Ray was an assistant coach under former Southern Illinois head coach Matt Painter at Purdue from 2006-10.

Home State

Illinois is home to freshman Justin Carpenter, who presently leads Southeast in rebounding (6.0 rpg) and ranks fourth on the team in scoring (10.6 ppg). Carpenter has started each of the Redhawks last four games, scored double figures four times and leads the team with two double-doubles this year. He is from Mt. Carmel, which is located a little over two hours northeast of Carbondale. Carpenter last played at SIU Arena when his Mt. Carmel Golden Aces beat Marquette Catholic, 61-40, in the Class 2A

2017-18 SOUTHEAST MISSOURI REDHAWKS ROSTER

| No. | Name | Pos. | Ht. | Wt. | Cl. | Yr. | Hometown (High School/College) |
|-----|------------------|------|------|-----|-----|-----|---|
| 1 | Dondre Duffus | G | 6-3 | 183 | Jr. | 4th | Palm Beach, Fla. (Boyd Anderson/St. Petersburg) |
| 2 | Jonathan Dalton | G | 5-10 | 155 | Jr. | 3rd | New Orleans, La. (West Jefferson/Copiah-Lincoln CC) |
| 3 | Ray Kowalski | G | 6-3 | 195 | Fr. | 2nd | Concord, N.C. (Concord) |
| 4 | Milos Vranes | F | 6-7 | 200 | Sr. | 4th | Belgrade, Serbia (Third Belgrade/N.D. State Coll. of Science) |
| 10 | Khalil Cuffee | G | 6-4 | 210 | Fr. | 1st | Fairburn, Ga. (Langston Hughes) |
| 13 | Isaiah Gable | F | 6-7 | 195 | Fr. | 1st | Greenville, Ohio (Greenville) |
| 15 | Donnie Lewis* | G | 6-1 | 170 | Jr. | 3rd | Lexington, Ky. (Paul Dunbar/Spalding University) |
| 20 | Justin Carpenter | F | 6-9 | 230 | Fr. | 1st | Mt. Carmel, Ill. (Mt. Carmel) |
| 22 | Skyler Hogan # | G | 6-3 | 180 | So. | 3rd | Melbourne, Fla. (Holy Trinity Episcopal/Embry-Riddle) |
| 23 | Daniel Simmons | G | 6-2 | 196 | Sr. | 4th | Biggersville, Miss. (Biggersville/East Mississippi CC) |
| 25 | Ledarius Brewer | G | 6-5 | 200 | Fr. | 1st | Meridian, Miss. (Meridian) |
| 34 | Denzel Mahoney | G/F | 6-4 | 213 | So. | 2nd | Oviedo, Fla. (Hagerty) |
| 42 | Mark Laros | C | 6-10 | 223 | Jr. | 3rd | Hengelo, Netherlands (Montessori College Twente/Mineral Area) |

* Walk-on

Will sit out the season due to NCAA Division I transfer regulations

Head Coach: Rick Ray, Third Year (Grand View College, 1994)

Assistant Coach: Adam Gordon, Third Year (Tampa, 2006)

Assistant Coach: Nick Lagroone, Third Year (Southern Wesleyan, 2011)

Assistant Coach: Chris Moore, Third Year (Kentucky State, 1991)

Director of Operations: Tom Berryman, Second Year (Alabama, 2010)

Graduate Manager: Jonathan Ortiz, First Year (Tennessee Tech, 2017)

Pronunciations

Khalil Cuffee kah-leel
Dondre Duffus DUFF-us
Mark Laros lair-ohs
Milos Vranes mi-lowsh vrah-n-esh

Breakdown by Class

Seniors 2
Juniors 4
Sophomores 2
Freshmen 5



2017-18 OHIO VALLEY CONFERENCE STANDINGS (AS OF DEC. 6)

| | OVC | | | | | Overall | | | | | |
|---------------------------|------------|-------------|------------|------------|----------|------------|-------------|------------|------------|------------|-----------|
| | Record | Pct. | Home | Away | Streak | Record | Pct. | Home | Away | Neutral | Streak |
| Murray State | 0-0 | .000 | 0-0 | 0-0 | - | 5-1 | .833 | 4-1 | 1-0 | 0-0 | W4 |
| Jacksonville State | 0-0 | .000 | 0-0 | 0-0 | - | 6-2 | .750 | 3-0 | 2-2 | 1-0 | W2 |
| Tennessee Tech | 0-0 | .000 | 0-0 | 0-0 | - | 7-3 | .700 | 4-0 | 1-3 | 2-0 | L2 |
| Tennessee State | 0-0 | .000 | 0-0 | 0-0 | - | 4-3 | .571 | 3-2 | 1-1 | 0-0 | L1 |
| Southeast Missouri | 0-0 | .000 | 0-0 | 0-0 | - | 5-4 | .556 | 3-1 | 1-2 | 1-1 | W3 |
| Belmont | 0-0 | .000 | 0-0 | 0-0 | - | 5-5 | .500 | 4-1 | 1-4 | 0-0 | L1 |
| Austin Peay | 0-0 | .000 | 0-0 | 0-0 | - | 4-5 | .444 | 4-1 | 0-4 | 0-0 | L1 |
| Eastern Kentucky | 0-0 | .000 | 0-0 | 0-0 | - | 4-5 | .444 | 3-0 | 1-3 | 0-2 | L1 |
| Eastern Illinois | 0-0 | .000 | 0-0 | 0-0 | - | 2-6 | .250 | 2-0 | 0-6 | 0-0 | L3 |
| Morehead State | 0-0 | .000 | 0-0 | 0-0 | - | 2-6 | .250 | 2-0 | 0-6 | 0-0 | L1 |
| SIUE | 0-0 | .000 | 0-0 | 0-0 | - | 2-6 | .250 | 0-2 | 2-4 | 0-0 | W1 |
| UT Martin | 0-0 | .000 | 0-0 | 0-0 | - | 2-7 | .222 | 1-1 | 1-6 | 0-0 | W1 |



Southeast Missouri State REDHAWKS

2017-18 BASKETBALL NOTES / SOUTHERN ILLINOIS • DEC. 9

Super-Sectional on Mar. 7, 2017. He scored 14 points in that game.

Former Redhawk

Guard Eric McGill goes up against his former team Saturday. McGill began his college career at Southeast in 2015-16, where he averaged seven points and 2.4 rebounds in 27 games and 13 starts as a freshman. He knocked down 30 three-pointers, dished out 50 assists and collected 38 steals. McGill transferred to Panola College the following year before heading to Southern Illinois this season. He currently averages seven points a game and leads the Salukis with 14 steals and eight 3-pointers made.

Kowalski Notches Season-High

Ray Kowalski pitched in a season-high 16 points, including 12 from 3-point range in Southeast's win over UMKC (Dec. 6). Kowalski shot 5-of-7 from the field and 4-of-5 from downtown. His 16 points were more than he had in his previous four games combined (12).

Three in a Row

Southeast won its third-straight game when it hung on for a 91-87 victory vs. UMKC Wednesday. The Redhawks are on their third winning streak of at least three games under head coach Rick Ray. It is Southeast's longest non-conference winning streak with Ray as its coach.

Above .500

Following its 91-87 victory over UMKC (Dec. 6), Southeast went above .500 for the second time this season. The Redhawks, who are 2-0 in December, enter the weekend with a 5-4 record. Southeast presently has the second-longest winning streak in the Ohio Valley Conference, as well.

Wire to Wire

The Redhawks never trailed in each of their last two games -- at North Carolina Central (Dec. 2) and vs. UMKC (Dec. 6). Southeast last trailed an opponent at the 19:21 (35-34) mark of the second half against Hannibal-LaGrange (Nov. 28).

Over 80

Southeast scored more than 80 points for the sixth time in nine games this season when it beat UMKC, 91-87, on Dec. 6. The Redhawks 24-point victory (83-59) over Hannibal-LaGrange (Nov. 28) is presently their largest of the year. That stands as Southeast's biggest margin of victory in a non-conference game since the Redhawks beat Central Arkansas, 87-63, on Dec. 1, 2016.

Heating Up From Three

The Redhawks shot a combined 78.5 percent (22-of-28) from 3-point range over their last two games. Southeast shot a season-best 62.5 percent (10-of-16) at North Carolina Central (Dec. 2) before following that up with a 54.5 percent (12-of-22) four days later vs. UMKC (Dec. 6). The 12 threes against the Kangaroos marked a season-high. The last time the Redhawks shot 54.5 percent or better from 3-point range in back-to-back games was 2012-13 (60.6 percent at Austin Peay; 63.2 percent at Murray State).

Atop the OVC

Denzel Mahoney enters Saturday's game as the Ohio Valley Conference's top scorer. Mahoney is averaging 19.1 points per game through nine starts this year. He scored over 20 points four times and reached double figures in eight contests.

Duffus Returns

Guard Dondre Duffus saw his first action of the season when he scored six points in 10 minutes off the bench vs. UMKC (Dec. 6). Duffus missed Southeast's last 28 games of 2016-17 due to a groin injury and was sidelined the first eight game of this season after undergoing a medical procedure. He played for the first time since Nov. 22, 2016.

Laros Out

Center Mark Laros is expected to miss at least three weeks due to mononucleosis. Laros averaged 5.6 points and 4.9 rebounds in seven games and five starts prior to his illness.

2017-18 STATS COMPARISON

| SEMO | SIU |
|--|------|
| 5-4.....Record..... | 4-3 |
| 0-0.....Conference Record..... | 0-0 |
| 79.1.....Points Per Game..... | 70.9 |
| 75.3.....Opp. Points Per Game..... | 69.4 |
| +3.8.....Scoring Margin..... | +1.4 |
| .475.....Field Goal Percentage..... | .457 |
| .459.....Opp. Field Goal Percentage..... | .413 |
| .387.....3-Point Field Goal Percentage..... | .325 |
| .353.....Opp. 3-Point Field Goal Percentage..... | .284 |
| .746.....Free Throw Percentage..... | .746 |
| .713.....Opp. Free Throw Percentage..... | .733 |
| 35.1.....Rebounds Per Game..... | 35.1 |
| 32.8.....Opp. Rebounds Per Game..... | 35.3 |
| +2.3.....Rebounding Margin..... | -0.1 |
| 15.3.....Assists Per Game..... | 13.9 |
| 11.9.....Turnovers Per Game..... | 13.7 |
| +0.2.....Turnover Margin..... | -1.4 |
| 2.9.....Blocks Per Game..... | 4.4 |
| 6.2.....Steals Per Game..... | 7.4 |

THIS WEEK'S SCHEDULE/RESULTS

Monday, December 4

Lipscomb 69, Belmont 54

Tuesday, December 5

UT Martin 92, Arkansas State 78
Oregon State 74, Eastern Kentucky 62

Wednesday, December 6

SIUE 82, IUPUI 81
Dayton 79, Tennessee Tech 66
Southeast Missouri 91, UMKC 87
Illinois 64, Austin Peay 57
Green Bay 59, Eastern Illinois 57

Friday, December 8

UL Monroe at Jacksonville State, 7 p.m., CT

Saturday, December 9

Tennessee Tech at Central Michigan, Noon, CT
Murray State at Illinois State, 3 p.m., CT
Southeast Missouri at Southern Illinois, 7 p.m., CT

Sunday, December 10

South Alabama at SIUE, 2 p.m., CT
Cincinnati at UT Martin, 2 p.m., CT
Eastern Kentucky at Northern Kentucky, 5 p.m., CT

Southeast Missouri State REDHAWKS

2017-18 BASKETBALL NOTES / SOUTHERN ILLINOIS • DEC. 9

HONORS & AWARDS

Preseason All-OVC

Denzel Mahoney, So., G/F

Mayan Division Cancun Challenge

All-Tournament Team

Denzel Mahoney, So., G/F

Ledarrius Brewer, Fr., G

College Sports Madness OVC Player of the Week

Denzel Mahoney, So., G/F, Dec. 2

2017-18 OVC PRESEASON POLL

Team (First-Place Votes)

| | |
|-----------------------------|-----|
| Belmont (18)..... | 235 |
| Jacksonville State (3)..... | 213 |
| Murray State (3)..... | 212 |
| Eastern Kentucky..... | 139 |
| Tennessee Tech..... | 137 |
| Eastern Illinois..... | 135 |
| Tennessee State..... | 125 |
| UT Martin..... | 114 |
| Morehead State..... | 89 |
| Southeast Missouri..... | 82 |
| Austin Peay..... | 63 |
| SIUE..... | 40 |

2017-18 PRESEASON ALL-OVC TEAM

Name, Position, School

Matthew Butler, G, UT Martin

Malcolm Drumwright, G, Jacksonville State

Amanze Egekeze, F, Belmont

Norbertas Giga, F/C, Jacksonville State

Asante Gist, G, Eastern Kentucky

Aleksa Jugovic, G, Tennessee Tech

Austin Luke, G, Belmont

Denzel Mahoney, G/F, Southeast Missouri

Nick Mayo, F, Eastern Kentucky

Terrell Miller, F, Murray State

Jonathan Stark, G, Murray State

Preseason OVC Player of the Year

Jonathan Stark, G, Murray State

Nice Road Win

The Redhawks never trailed in their 86-77 victory over North Carolina Central (Dec. 2). Southeast shot 56.4 percent (31-of-55) from the field, 62.5 percent (10-of-16) from 3-point range and had five players reach double figures in the scoring column. It was Southeast's first true road win of the season and fifth under head coach Rick Ray.

On the Rebound

Southeast has outrebounded its opponent in seven of its last eight games. The Redhawks own a +2.3 margin in rebounding this year, averaging 35.1 boards per contest to their opponents 32.8.

New Season-High

Freshman Justin Carpenter established a new season-high with 20 points against North Carolina Central (Dec. 2). Carpenter did not miss a field goal (8-of-8) or free throw (3-of-3) and dished out three assists in that game. He ranks second in the Ohio Valley Conference in field goal percentage (.617).

Mileage Counter

The Redhawks travelled a total of 8,328 miles between air and ground transportation this season. Southeast made stops to St. Louis, Missouri, Dallas, Texas, Monroe, Louisiana, Ruston, Louisiana, Evansville, Indiana, Cancun, Mexico, New Orleans, Louisiana, Newark, New Jersey, Raleigh, North Carolina, Durham, North Carolina and Washington, DC during its lengthy travel stretch.

Board Certified

Freshman Isaiah Gable put together a strong week off the bench. Gable pulled down a season-high 10 rebounds against Hannibal-LaGrange (Nov. 28) and followed that up with a season-best nine points on 3-of-3 threes at North Carolina Central (Dec. 2). He is one of three Redhawks to get 10 or more rebounds in a game this season.

Non-Division I

The Redhawks picked up their 27th-straight against non-Division I teams when they beat Hannibal-LaGrange, 83-59, on Nov. 28. Southeast hasn't lost to a non-Division I program since 2001-02 (62-52, vs. Birmingham Southern on Nov. 16). The Redhawks won both of their matchups against non-Division I foes this year.

Carpenter and Vranes Make First Career Starts

Freshman Justin Carpenter and senior Milos Vranes made their first career starts against North Carolina Central (Nov. 26). Carpenter turned in a double-double 14 points and 11 rebounds, the first of his career and Southeast's second this season. Vranes scored three points and added seven rebounds in 19 minutes. Carpenter leads the Redhawks in rebounding (6.0 rpg) and is fourth in scoring (10.6 ppg).

Lineup Combinations

Southeast has used three different starting lineups in nine games this season. Most recently, Ledarrius Brewer, Justin Carpenter, Milos Vranes, Denzel Mahoney and Jonathan Dalton started the last four games. That lineup is 3-1 this year.

Cancun Challenge Recap

The Redhawks went 1-3 in this year's Cancun Challenge. Southeast dropped a 96-95 overtime decision at Louisiana Tech (Nov. 13) and fell to Evansville (Nov. 16), 66-50, on the road stateside. The Redhawks advanced to the Mayan Division title game with a 74-59 win over Cal State Northridge (Nov. 21) and rounded out the event with a 88-82 loss to Montana State (Nov. 22) in Cancun, Mexico.

Mahoney and Brewer Earn All-Tournament Honors

Sophomore Denzel Mahoney and freshman Ledarrius Brewer were named to the Mayan Division Cancun Challenge All-Tournament Team. Mahoney averaged 18.3 points, six rebounds and shot 56.3 percent (27-of-48) from the field in four games. He also scored 18 or more points three times in the tournament,

Southeast Missouri State REDHAWKS

2017-18 BASKETBALL NOTES / SOUTHERN ILLINOIS • DEC. 9

including a season-high 27 against Montana State (Nov. 22). Brewer followed with 14.3 points per game and made a team-high 11 three-pointers during the four-game stretch.

Season-Best Shooting

Southeast shot a season-high 56.9 percent from the field in its 88-82 loss to Montana State (Nov. 22). The Redhawks made 29-of-51 shots and scored 20 of their points at the free throw line. It was the second time Southeast shot 50 percent or better from the floor this year.

Tournament Play

Southeast picked up its first win in tournament play under head coach Rick Ray when it beat Cal State Northridge, 74-59, at the Cancun Challenge on Nov. 21. The Redhawks finished the Cancun Challenge with a 1-3 mark.

Vranes Notches Double-Double

Milos Vranes recorded his first career double-double with 16 points and 10 rebounds in 28 minutes off the bench against Evansville (Nov. 16). Vranes shot 6-of-11 from the field and knocked down three 3-pointers. His 16 points and 10 rebounds marked new career-highs.

OVC Rankings

The Redhawks rank among the top five in the Ohio Valley Conference in scoring offense (4th, 79.1 ppg), scoring margin (5th, +3.8), free throw percentage (4th, .746), field goal percentage (4th, .475), 3-point field goal percentage (2nd, .387), 3-point field goal percentage defense (5th, .353), rebounding defense (5th, 32.8 rpg), rebounding margin (5th, +2.3), assists (5th, 15.3 apg), assist/turnover ratio (2nd, 1.3) and defensive rebound percentage (3rd, .741). Individually, Denzel Mahoney leads the league in scoring (19.1 ppg), Justin Carpenter is second in field goal percentage (.617), Jonathan Dalton is third in assists (5.8 apg), and second in assist/turnover ratio (2.9), and Mark Laros is fourth in offensive rebounds (2.6 rpg).

How May I Assist You?

Point guard Jonathan Dalton dished out a career-high 10 assists vs. UMKC (Dec. 6). Dalton's 10 assists are currently third-most in a game in the Ohio Valley Conference this season behind Eastern Kentucky's Dedric Boyd (12), Murray State's Ja Morant (11) and Belmont's Austin Luke (11).

Down to the Wire

Southeast took a strong Louisiana Tech team to the wire in a 96-95 overtime loss on Nov. 13. Freshman Justin Carpenter made two free throws with 30 seconds left and the Redhawks got a big stop to force the game to overtime. Louisiana Tech went on a 7-0 run, did not miss a field goal (5-of-5) and made 7-of-10 free throws to escape in the extra period. Both teams went back-and-forth to 13 ties and 10 lead changes and scored a combined 86 points in the paint. Eight different players scored double figures between the two teams, including four with 20 or more. The 95 points were Southeast's most in a game against a Division I opponent under head coach Rick Ray.

Season-Opening Win

The Redhawks opened the 2017-18 season with an 81-69 victory over NAIA member Missouri Baptist on Nov. 10. Southeast tipped off a season on its homecourt for the first time in 12 years. The Redhawks improved to 10-17 all-time in season-opening games since moving to the NCAA Division I ranks in 1991-92.

Season-Opener Skid is Over

Southeast ended an 11-game losing streak in season-opening games when it beat Missouri Baptist, 81-69, on Nov. 10. It was the Redhawks 26th consecutive win against non-Division I opponents. Southeast's last win in a season-opener was a 59-56 victory over Truman State on Nov. 18, 2005.

SHOW ME CENTER INFORMATION

Photographers

Photographers working the floor level at the Show Me Center are required to shoot from behind the dash lines along the baselines and must sit on the floor in those areas. The Sports Information Director may identify other positions off the court where photographers may work, provided the view is not blocked for fans. At no time may photographers work directly from behind the official scorer's table and team benches, and in front of any courtside signage. No tripods may be placed on or beside the court.

Postgame Procedure

All interview requests for Southeast student-athletes must be made to a member of the Southeast Missouri sports information staff prior to the end of each game. Student-athletes will be escorted to postgame press conferences in the front meeting rooms of the Show Me Center. Media representatives are not allowed in the dressing room area. Redhawks head coach Rick Ray will address the media during press conferences after every game and the opposing head coach will be invited upon request. Ray will join press conferences immediately after his postgame radio obligation with the Redhawks Radio Network.

Credentials

Credentials are required for entrance to the Show Me Center. To request season or singlegame credentials, please contact Southeast Missouri Sports Information Director Jeff Honza by phone (573) 651-2933 or email jhonza@semo.edu/redhawk1@me.com. Credentials can be picked up at the NCAA pass gate located inside the main entrance of the Show Me Center.

Press Row

Media will be issued assigned seats course on the north side of the Show Me Center. Press row is reserved for working media only. Professional decorum is expected at all times. Cheering or outward expression is strictly prohibited.

Gameday Information

Game notes, rosters, statistics and other information is available on press row and in the media workroom at the Show Me Center on gamedays. Weekly releases will be published online at GoSoutheast.com.

Phone Lines

One phone line will be provided to the visiting team's official radio station courtesy of the Redhawks Radio Network. If additional phone lines are needed, they must be secured by calling (573) 651-2275 at least one week in advance.

Wireless Internet

The Show Me Center is equipped with wireless internet. Please see a member of the Southeast Missouri sports information staff for login information.

Southeast Missouri State REDHAWKS

2017-18 BASKETBALL NOTES / SOUTHERN ILLINOIS • DEC. 9

Redhawk Debuts

A total of six players made their NCAA Division I debuts at Southeast against Missouri Baptist (Nov. 10). Mark Laros, Ray Kowalski, Isaiah Gable, Donnie Lewis, Justin Carpenter and Ledarius Brewer all participated. Laros narrowly missed a double-double with nine points and nine rebounds in his first career start, while Brewer came off the bench to score 14 points in 26 minutes.

Double-Digit Scorers

Southeast put four or more players in double figures five times this season. Most recently, Daniel Simmons scored 18 points, Denzel Mahoney added 17, Ray Kowalski pitched in 16 and Justin Carpenter finished with 14 vs. UMKC (Dec. 6).

Now Starting

Guard Daniel Simmons was in Southeast's starting lineup for the first time in his career against Missouri Baptist (Nov. 10). Simmons dropped in 13 points on 5-of-12 field goals, knocked down two 3-pointers, grabbed two rebounds, dished out two assists and had a steal in 28 minutes.

Free Throws the Difference

Southeast made 19-of-21 free throws to key its victory over Missouri Baptist (Nov. 10). Denzel Mahoney opened the season going a perfect 11-of-11 at the charity stripe. The Redhawks have made 19 or more free throws in three of their last five games dating back to last season. Southeast shot 79.3 percent (77-of-97) during that stretch.

Year Three

Rick Ray is in his third season as Southeast's head coach. Ray led the Redhawks to a +10 increase in the win column and Southeast was the 22nd Most Improved Team in NCAA Division I Basketball a year ago. The Redhawks finished at 15-18 overall and second in the Ohio Valley Conference West Division with a 9-7 mark after going 5-24 and placing last in the OVC in 2015-16. Ray received a two-year contract extension that runs through the 2020-21 season.

Roster Talk

Southeast's 2017-18 roster consists of 13 players, including two seniors, four juniors, two sophomores and five freshmen. The Redhawks return only one starter in guard/forward Denzel Mahoney. Daniel Simmons, Milos Vranes, Jonathan Dalton, Dondre Duffus and Donnie Lewis are the rest of the returnees. Simmons and Vranes are Southeast's seniors.

Home Cooking

Southeast won 10 of its last 13 games at the Show Me Center. The Redhawks went 10-4 overall and 6-2 in Ohio Valley Conference play on their homecourt last season. It was Southeast's best home record since 2011-12 (10-4). The Redhawks are 16-15 at home under head coach Rick Ray.

Dalton Nets Career-High in Assists

Point guard Jonathan Dalton dished out a career-high seven assists in his first start of the season against Missouri Baptist (Nov. 10). Dalton also scored 11 points in that game. Tahj Eaddy was the last Southeast player to get seven or more assists in a game when he finished with 11 vs. UT Martin on Feb. 18, 2017.

Mahoney Named Preseason All-OVC

Sophomore Denzel Mahoney earned Preseason All-Ohio Valley Conference honors, the league announced during its media day on Oct. 24. A Second-Team All-OVC selection, All-Newcomer pick and the 2016-17 OVC Freshman of the Year, Mahoney had a mammoth rookie season. He finished second on the team in scoring with 14.9 points per game and was the Redhawks leading scorer in conference play (16.6 ppg) in 33 starts. He led Southeast with 57 three-pointers made, dished out 40 assists, collected 23 steals and gathered four blocks. Mahoney scored double figures in 27 of his starts, including his final 11 of the 2016-17 campaign. He ranked 10th in the OVC in free throw percentage (.815) and 12th in scoring. Mahoney was also named OVC Freshman of the Week a league-high five times.

Active Streaks

Denzel Mahoney has started 42-consecutive games. Mahoney scored in 41 contests during his college career. He opened the season with 21 points against Missouri Baptist (Nov. 10) and 25 at Louisiana Tech (Nov. 13), and recently scored a career-high 27 vs. Hannibal-LaGrange (Nov. 28).

Massive Improvement

In 2016-17, Southeast showed dramatic improvement from the previous season. The Redhawks ranked among the top-five in the Ohio Valley Conference in several categories, including steals (1st, 7.7), assist/turnover ratio (5th, 1.1) and 3-point field goals made (5th, 8.0). SEMO made its biggest jump from the 2015-16 season to this past season in turnover margin (8th to 1st), 3-point field goal percentage (last to 2nd) and free throw percentage (last to 2nd). Nationally, Southeast went from 331st to 49th in free throw percentage and 336th to 59th in total 3-point field goals made.

Redhawks Picked 10th in OVC

Preseason Poll

Southeast was picked 10th in this year's Ohio Valley Conference Preseason Poll. The Redhawks accumulated 82 points in the overall voting by OVC Head Basketball Coaches and Sports Information Directors. Belmont picked up 18 first-place votes as this year's preseason favorite. Jacksonville State, which represented the OVC in the NCAA Tournament, was picked second with 213 points. Murray State (212 pts.), Eastern Kentucky (139 pts.), Tennessee Tech (137 pts.), Eastern Illinois (135 pts.), Tennessee State (125 pts.), UT Martin (114 pts.) and Morehead State (89 pts.) were also ahead of Southeast. Austin Peay (63 pts.) and SIU Edwardsville (40 pts.) rounded out the predicted order of finish.

Season 111

This year marks the 111th season of Southeast Basketball. The Redhawks are 1,247-1,132 all-time in program history. Southeast is in its 27th season at the NCAA Division I level, where it is 317-447 overall and 175-259 in the Ohio Valley Conference.

Southeast Missouri State **REDHAWKS**

2017-18 BASKETBALL NOTES / SOUTHERN ILLINOIS • DEC. 9

2017-18 Schedule

Southeast plays a 31-game schedule with 14 matchups at the Show Me Center in 2017-18. The Redhawks non-conference slate includes a trip to Cancun, Mexico for the Cancun Challenge, a trip to 2016-17 NCAA Tournament participant Kansas State and visits to regional-rivals Southern Illinois and Saint Louis. This year's Ohio Valley Conference schedule expands to 18 games. The Redhawks open league play against defending OVC Champion Belmont on Dec. 28.

School Record

After making an Ohio Valley Conference low 154 three-pointers the year before, Southeast set a single-season school record with 263 made threes in 2016-17. The 2016-17 team surpassed the previous record of 256 (2012-13). Southeast averaged eight 3-pointers made per game, 2.7 more than it made per game in 2015-16 (5.3).

Vranes Plays on Serbian National Team

Milos Vranes proudly represented his country as a member of the Serbian National Basketball Team in the 2017 World University Games. A native of Belgrade, Vranes first tried out for his native team at a camp in Denver, Colorado back in May. He made the final cut of 12 players, who later competed at the World University Games in Taipei, Taiwan from Aug. 20-29. Serbia finished fourth in the World behind Lithuania, the United States and Latvia. Vranes' team played a total of 17 games in a month with eight at the World University Games. Serbia completed the World University Games with a 5-3 record and advanced to the semifinals where it fell to the United States, 93-61. Serbia came just one win shy of a medal when it lost to Latvia, 81-74, in the consolation game. Statistically, Vranes averaged 3.4 points and 2.9 rebounds, while shooting 42.9 percent from the field in seven contests at the World University Games. Vranes played two tournaments in China leading up to the World University Games main event. He was one of four United States college players on the Serbian National Team along with Idaho State's Novak Topalovic, Marshall's Aleksa Nikolic and American University's Andrija Matic.

Former Redhawks

Antonius Cleveland (2013-17) signed a two-way deal with the Dallas Mavericks on Nov. 16, 2017. Cleveland is the first Southeast player signed to a NBA roster since the NBA/ABA merger in 1976. Dallas waived Gian Clavell allowing Cleveland to assume Clavell's two-way roster spot. Tyler Stone (2011-14) plays for Galil Gilboa (Israel) and Jarekious Bradley (2013-15) plays for Braunschweig of the Germany-BBL. Meanwhile, Nino Johnson (2011-15) is playing with Hasharon in Israel's National League.

Season Preview

Southeast Missouri is inexperienced, but has an abundance of talent heading into its 2017-18 season. Southeast took a big step forward a year ago when it ranked as the 22nd most improved team in NCAA Division I Basketball. The Redhawks compiled an overall record of 15-18 and 9-7 in the Ohio Valley Conference, finishing second in the West Division. Southeast enjoyed a +10 increase in the win column after it had gone 5-24 and placed last in the conference the previous season. With only one returning starter and just four returnees, Southeast is eager to build on its recent success. The Redhawks lost over 51 percent of their minutes following the departure of starters Antonius Cleveland, Trey Kellum, Jamaal Calvin and Jaylen Benton. That group combined for 1,263 of the team's 2,460 minutes in 2016-17. Now, the task at hand is finding the right combination to replace those minutes.

No Postseason

On May 10, 2017, the NCAA released the public APR data, postseason ineligibility and penalty reports. Southeast Missouri men's basketball received the following penalties: Postseason ineligibility in 2017-18 and Practice time restricted to 16 hours and five days per week in-season.

Southeast Missouri State **REDHAWKS**

HEAD COACH RICK RAY



Rick Ray begins his third season at Southeast Missouri in 2017-18.

Rick Ray enters his third year as Southeast Missouri's head coach.

In his second season a year ago, Ray led Southeast to a +10 increase in the win column as the Redhawks were the 22nd Most Improved Team in NCAA Division I Basketball. The Redhawks finished at 15-18 overall and second in the Ohio Valley Conference West Division with a 9-7 mark after going 5-24 and placing last in the OVC in 2015-16.

Southeast made its 15th all-time OVC Tournament appearance with Ray winning the first game he coached at the event when the Redhawks erased a 14-point deficit to beat Tennessee State in overtime.

Statistically, Southeast showed dramatic improvement from the previous season. The Redhawks ranked among the top-five in the OVC in several

RICK RAY

Head Coach • Third Year • Grand View College, 1994

categories, including steals (1st, 7.7), assist/turnover ratio (5th, 1.1) and 3-point field goals made (5th, 8.0). Southeast made its biggest jump from the 2015-16 season to this past season in turnover margin (8th to 1st), 3-point field goal percentage (last to 2nd) and free throw percentage (last to 2nd). Nationally, Southeast went from 331st to 49th in free throw percentage and 336th to 59th in total 3-point field goals made, while making significant improvement in many other areas during the 2016-17 campaign.

Additionally, Ray coached a pair of All-OVC selections in guards Antonius Cleveland and Denzel Mahoney. Cleveland earned first-team honors, became the first Southeast player to make the national College Slam Dunk Championship and agreed to a deal with the Golden State Warriors. Mahoney was the league's Freshman of the Year, a second-team pick, All-Newcomer selection and OVC All-Tournament Team honoree. It was the first time the Redhawks had multiple All-OVC selections since 2013-14 (Tyler Stone, Jarekious Bradley).

Following the 2016-17 campaign, Ray received a two-year contract extension that runs through the 2020-21 season.

Ray was introduced as the 20th head coach in Southeast Missouri men's basketball history on April 13, 2015.

Ray, who agreed to a four-year contract that will run through 2019, is the first African-American head coach

in the 109-year history of the program.

A tireless worker, Ray is structuring his program to achieve success both on the court and in the classroom.

In his first summer on the job, Ray challenged his players to excel academically and they did so by accumulating a 3.38 grade point average, the program's highest in a summer term.

Twelve of the 15 players enrolled in summer classes posted a 3.0 or higher GPA. To take it even further, Ray convinced other players to remain on campus and finish what they started. As a result, seven players graduated. Nino Johnson, Jarekious Bradley, Darrian Gray and J.J. Thompson, along with former players Corey Wilford, Waylon Jones and Dainmon Gonner all earned their bachelor degrees.

The next summer, the Redhawks recorded a 3.33 GPA with six players achieving a 4.0 and 11 notching a 3.0 or higher GPA.

Ray's 2015-16 team was the first to play in a newly-renovated Show Me Center, which has served as home to Redhawk Basketball since 1987.

One of the best basketball arenas in the Ohio Valley Conference, the Show Me Center received a new state-of-the-art center-hung video board, brand new telescopic seating, a new exterior roof and additional improvements to lighting and sound systems. All renovations were completed for the 2015-16

campaign.

Prior to Southeast, Ray spent three seasons as head coach at Mississippi State. He led the Bulldogs to a 2-2 mark in the SEC Tournament, including an upset win against Vanderbilt in 2013-14. Ray helped the development of two All-SEC freshmen in Craig Sword and Gavin Ware, as his recruiting classes received national attention. In addition, Ray had a 100 percent graduation rate during his tenure at MSU.

Certainly no stranger to NCAA postseason play, Ray has been an assistant at three different institutions that enjoyed success at the highest level.

Before arriving in Starkville, Mississippi, Ray spent two seasons at Clemson, where he was associate head coach to Brad Brownell. Ray also spent four successful years on the staff of Matt Painter at Purdue. He began his Division I coaching career at Indiana State, serving seven seasons.

All three programs participated in the NCAA Tournament. While at Clemson coaching in the highly-competitive Atlantic Coast Conference, the Tigers won 38 games during Ray's two-year stint as associate head coach. In 2010-11, the Tigers finished the year with a 22-12 overall record and 9-7 mark in the ACC en route to making the NCAA Tournament for the fourth-straight season. Clemson advanced to the second round of the tournament that year.

Ray was an assistant coach from 2006-10 under Painter at Purdue, where the Boilermakers won 103 games during his first four years on staff, including 15

Southeast Missouri State REDHAWKS

HEAD COACH RICK RAY

victories over Top 25 competition. During his tenure, Purdue advanced to the NCAA Tournament each season and made the Sweet 16 his last two years there.

In 2009, the Boilermakers won the Big Ten Tournament and secured a No. 5 seed in the NCAA Tournament. A year later, Ray helped the Boilermakers to 29 wins, tied for the most in Purdue history for a single season. Purdue earned a No. 4 seed and lost in the round of 16 to eventual NCAA champion Duke during the 2010 NCAA Tournament.

Ray was part of the 2006-07 Purdue staff that signed arguably the top class in school history, a group that was rated No. 5 nationally by Scout.com and No. 6 by Rivals.com. That class included All-Americans Robbie Hummel and JaJuan Johnson and current NBA player E'Twaun Moore.

While at Purdue, Ray was on Painter's staff that also included Cuonzo Martin, who recently completed his second season at Cal, and Paul Lusk, who is head coach at Missouri State.

Ray coached at Missouri Valley Conference member Indiana State for a period of seven years (1997-2004), helping ISU to consecutive 20-win seasons and NCAA Tournament appearances in 1999-2000 and 2000-01. In 1999-2000, the Sycamores compiled a 14-4 record in the MVC and won the regular season title. ISU then won the MVC Tournament the following season. The Sycamores later upset No. 4 seed Oklahoma in the first round of the 2001 NCAA Tournament. In addition, Ray was part of the

ISU staff that defeated perennial power Indiana in back-to-back seasons.

Following his time at ISU, Ray spent two seasons (2004-06) as an assistant coach and recruiting coordinator at Northern Illinois. In 2005-06, the Huskies were regular season Western Division champions in the Mid-American Conference for the first time in school history with a 17-11 overall record and 12-6 ledger in the MAC.

Ray began his coaching career as a graduate assistant

at the University of Nebraska-Omaha, a Division II program. He helped orchestrate a seven-win turnaround during his second season in 1996-97.

A standout player for Grand View College (Iowa), Ray was an All-American Scholar-Athlete and honorable mention all-conference performer in 1993.

He earned his undergraduate degree in applied mathematics and secondary education from Grand View in 1994. Ray received his master's degree in athletic administration from

Nebraska-Omaha in 1997.

Those type of heralded credentials helped Ray make the transition to head coach.

In 2013, he was the recipient of Grand View's Distinguished Alumni Award.

Born in Gardena, California, Ray moved to Kansas City, Kansas with his family when he was six years old.

Ray and his wife, Breyana, have two sons, Deacon and Mason, and a daughter, Katriece.

Ray's 2016-17 team showed dramatic improvement and the Redhawks will look to build on that success in his third year at the helm.

YEAR-BY-YEAR RECORDS

| Year | School | Assignment | Record | Conference | Postseason |
|-----------|--------------------|----------------------|--------|------------|------------------------------|
| 1995-96 | Nebraska-Omaha | Graduate Assistant | - | - | - |
| 1996-97 | Nebraska-Omaha | Graduate Assistant | - | - | - |
| 1997-98 | Indiana State | Assistant Coach | 16-11 | 10-8 | - |
| 1998-99 | Indiana State | Assistant Coach | 15-12 | 10-8 | - |
| 1999-2000 | Indiana State | Assistant Coach | 22-10 | 14-4 | NCAA Tournament First Round |
| 2000-01 | Indiana State | Assistant Coach | 22-12 | 10-8 | NCAA Tournament Second Round |
| 2001-02 | Indiana State | Assistant Coach | 6-22 | 4-14 | - |
| 2002-03 | Indiana State | Assistant Coach | 7-24 | 2-16 | - |
| 2003-04 | Indiana State | Assistant Coach | 9-19 | 5-13 | - |
| 2004-05 | Northern Illinois | Assistant Coach | 11-17 | 7-11 | - |
| 2005-06 | Northern Illinois | Assistant Coach | 17-11 | 12-6 | - |
| 2006-07 | Purdue | Assistant Coach | 22-12 | 9-7 | NCAA Tournament Second Round |
| 2007-08 | Purdue | Assistant Coach | 25-9 | 15-3 | NCAA Tournament Second Round |
| 2008-09 | Purdue | Assistant Coach | 27-10 | 11-7 | NCAA Tournament Sweet 16 |
| 2009-10 | Purdue | Assistant Coach | 29-6 | 14-4 | NCAA Tournament Sweet 16 |
| 2010-11 | Clemson | Associate Head Coach | 22-12 | 9-7 | NCAA Tournament Second Round |
| 2011-12 | Clemson | Associate Head Coach | 16-15 | 8-8 | - |
| 2012-13 | Mississippi State | Head Coach | 10-22 | 4-14 | - |
| 2013-14 | Mississippi State | Head Coach | 14-19 | 3-15 | - |
| 2014-15 | Mississippi State | Head Coach | 13-19 | 6-12 | - |
| 2015-16 | Southeast Missouri | Head Coach | 5-24 | 2-14 | - |
| 2016-17 | Southeast Missouri | Head Coach | 15-18 | 9-7 | OVC Tournament Quarterfinals |
| 2017-18 | Southeast Missouri | Head Coach | 5-4 | 0-0 | - |

Career Record: 62-106 (6 years)

Record at Southeast Missouri: 25-46, 11-21 OVC (2 years)

Record at Mississippi State: 37-60, 13-41 SEC (3 years)

Record as a college assistant/associate head coach: 266-202

Southeast Missouri State **REDHAWKS**

MEDIA INFORMATION

Redhawks Radio Network

All Redhawk basketball games will be broadcast live on the radio at ESPN 92.9 FM and Real Rock 99.3 FM, and online at GoSoutheast.com. Erik Sean is in his 18th year as the “Voice of the Redhawks.” Sean is the Director of Sports Operations for Mississippi River Radio's eight radio stations in Cape Girardeau. He is an 11-time winner of the Missouri Broadcasters Association's Play-by-Play Award and three-time winner of the MBA's Sports Award. Sean will be assisted by Jess Bolen throughout the season.

Radio Network Affiliates

ESPN 92.9 FM (KLSC)

Cape Girardeau, Mo.
(Flagship)

Real Rock 99.3 FM (KCGQ)

Cape Girardeau, Mo.

ESPN 1220 AM (KGIR)

Cape Girardeau, Mo.

ESPN 1470 (KMAL)

Malden, Mo.

Practices

All Southeast Missouri men's basketball practices are closed. Requested media interviews during the week should be made to Jeff Honza. Media interviews will be conducted before practice.

Credentials

Credentials are required for entrance to the Show Me Center. To request season or single-game credentials, please contact Southeast Missouri Sports Information Director Jeff Honza by phone (573) 651-2933 or email jhonza@semo.edu/redhawk1@me.com. Credentials can be picked up at the NCAA pass gate located inside the main entrance of the Show Me Center.

Radio Show

Southeast Missouri's basketball radio show returns to Wings Etc. this season. This year's radio shows will be on Mondays each week, beginning Nov. 27. A total of 12 shows are on this year's schedule, including eight in Cape Girardeau (3047 William Street) and four in Jackson (2003 East Jackson Blvd.). Erik Sean will host the radio show which airs live on ESPN 92.9 FM and ESPN 1220 AM each week. Fans can also watch every radio show live online at SEMOESPN.com.

Radio Show Schedule

Nov. 27 - Wings Etc. (Cape Girardeau)
Dec. 4 - Wings Etc. (Cape Girardeau)
Dec. 11 - Wings Etc. (Jackson)
Dec. 18 - Wings Etc. (Cape Girardeau)
Jan. 2 (Tuesday) - Wings Etc. (Cape Girardeau)
Jan. 8 - Wings Etc. (Jackson)
Jan. 15 - Wings Etc. (Cape Girardeau)
Jan. 22 - Wings Etc. (Cape Girardeau)
Jan. 29 - Wings Etc. (Jackson)
Feb. 5 - Wings Etc. (Cape Girardeau)
Feb. 12 - Wings Etc. (Cape Girardeau)
Feb. 19 - Wings Etc. (Jackson)

Redhawks Basketball with Coach Ray


“Redhawks Basketball with Coach Ray” will be televised Monday nights at 11:05 p.m., CT, on the Heartland CW (WQWQ-TV) and Charter Cable Channel 12. It also airs on Cable Channel 11 and simulcast on digital channel 89 on Tuesdays, Wednesdays and Thursdays at the following times: 8:30 a.m., 8 p.m. and midnight. The show begins Nov. 27 and is hosted by KFVS Sports Director Todd Richards.

OVC Digital Network


The 2017-18 season is the sixth year for the OVC Digital Network which provides live games free on any device. Fans can watch Southeast Missouri's home and away OVC matchups free of charge online at OVCDigitalNetwork.com.

Southeast Missouri State REDHAWKS


2017-18 REDHAWKS




1
DONDRE DUFFUS
G / 6-3 / 183 / Jr.
Palm Beach, Fla.




2
JONATHAN DALTON
G / 5-10 / 155 / Jr.
New Orleans, La.




3
RAY KOWALSKI
G / 6-3 / 195 / R-Fr.
Concord, N.C.



4
MIROS VRANES
F / 6-7 / 200 / Sr.
Belgrade, Serbia




10
KHALIL CUFFEE
G / 6-4 / 210 / Fr.
Fairburn, Ga.




13
ISAIAH GABLE
F / 6-7 / 195 / Fr.
Greenville, Ohio




15
DONNIE LEWIS
G / 6-1 / 170 / Jr.
Lexington, Ky.



20
JUSTIN CARPENTER
F / 6-9 / 230 / Fr.
Mt. Carmel, Ill.




22
SKYLER HOGAN
G / 6-3 / 180 / So.
Melbourne, Fla.




23
DANIEL SIMMONS
G / 6-2 / 196 / Sr.
Biggersville, Miss.



25
LEDARRIUS BREWER
G / 6-5 / 200 / Fr.
Meridian, Miss.



34
DENZEL MAHONEY
G/F / 6-4 / 213 / So.
Oviedo, Fla.




42
MARK LAROS
C / 6-10 / 223 / Jr.
Hengelo, Netherlands



RICK RAY
Head Coach
Third Year




ADAM GORDON
Assistant Coach
Third Year



NICK LAGROONE
Assistant Coach
Third Year



CHRIS MOORE
Assistant Coach
Third Year



JONATHAN ORTIZ
Graduate Manager
First Year



TOM BERRYMAN
Director of Operations
Second Year

Southeast Missouri State REDHAWKS

2017-18 STATISTICS



2017-18 Southeast Missouri Basketball Southeast Missouri Combined Team Statistics (as of Dec 06, 2017) All games



| RECORD: | OVERALL | HOME | AWAY | NEUTRAL |
|----------------|---------|------|------|---------|
| ALL GAMES | 5-4 | 3-1 | 1-2 | 1-1 |
| CONFERENCE | 0-0 | 0-0 | 0-0 | 0-0 |
| NON-CONFERENCE | 5-4 | 3-1 | 1-2 | 1-1 |

| ## | Player | gp-gs | min | avg | Total | | 3-Point | | F-Throw | | Rebounds | | | | pf | dq | a | to | blk | stl | pts | avg |
|----------------|-------------------|-------|------|------|---------|------|---------|------|---------|-------|----------|-----|-----|------|-----|----|-----|-----|-----|-----|-----|------|
| | | | | | fg-fga | fg% | 3fg-fga | 3fg% | ft-fa | ft% | off | def | tot | avg | | | | | | | | |
| 34 | MAHONEY, Denzel | 9-9 | 260 | 28.9 | 57-108 | .528 | 13-30 | .433 | 45-54 | .833 | 8 | 33 | 41 | 4.6 | 23 | 0 | 12 | 14 | 3 | 6 | 172 | 19.1 |
| 25 | BREWER, Ledarius | 9-5 | 241 | 26.8 | 42-104 | .404 | 19-50 | .380 | 13-20 | .650 | 5 | 23 | 28 | 3.1 | 24 | 2 | 14 | 15 | 5 | 8 | 116 | 12.9 |
| 23 | SIMMONS, Daniel | 9-5 | 219 | 24.3 | 36-82 | .439 | 10-23 | .435 | 26-35 | .743 | 4 | 27 | 31 | 3.4 | 15 | 1 | 22 | 11 | 1 | 10 | 108 | 12.0 |
| 02 | CARPENTER, Justin | 9-4 | 192 | 21.3 | 37-60 | .617 | 3-8 | .375 | 18-25 | .720 | 18 | 36 | 54 | 6.0 | 23 | 0 | 9 | 11 | 7 | 6 | 95 | 10.6 |
| 03 | KOWALSKI, Ray | 9-5 | 184 | 20.4 | 20-53 | .377 | 11-28 | .393 | 6-6 | 1.000 | 3 | 11 | 14 | 1.6 | 12 | 0 | 8 | 10 | 0 | 3 | 57 | 6.3 |
| 01 | DUFFUS, Dondre | 1-0 | 10 | 10.0 | 2-5 | .400 | 0-1 | .000 | 2-2 | 1.000 | 0 | 0 | 0 | 0.0 | 1 | 0 | 2 | 0 | 0 | 0 | 6 | 6.0 |
| 04 | VRANES, Milos | 9-4 | 171 | 19.0 | 21-50 | .420 | 8-25 | .320 | 3-7 | .429 | 10 | 35 | 45 | 5.0 | 19 | 0 | 6 | 11 | 4 | 3 | 53 | 5.9 |
| 42 | LAROS, Mark | 7-5 | 124 | 17.7 | 17-27 | .630 | 0-0 | .000 | 5-8 | .625 | 18 | 16 | 34 | 4.9 | 10 | 0 | 2 | 9 | 6 | 4 | 39 | 5.6 |
| 02 | DALTON, Jonathan | 9-8 | 271 | 30.1 | 11-21 | .524 | 3-8 | .375 | 15-20 | .750 | 7 | 12 | 19 | 2.1 | 20 | 0 | 52 | 18 | 0 | 13 | 40 | 4.4 |
| 13 | GABLE, Isaiah | 7-0 | 74 | 10.6 | 8-17 | .471 | 5-12 | .417 | 4-6 | .667 | 0 | 14 | 14 | 2.0 | 7 | 0 | 3 | 4 | 0 | 0 | 25 | 3.6 |
| 15 | LEWIS, Donnie | 9-0 | 79 | 8.8 | 0-1 | .000 | 0-1 | .000 | 1-2 | .500 | 3 | 3 | 6 | 0.7 | 11 | 0 | 8 | 1 | 0 | 3 | 1 | 0.1 |
| Team | | | | | | | | | | | 11 | 19 | 30 | | | | 3 | | | | | |
| Total..... | | 9 | 1825 | | 251-528 | .475 | 72-186 | .387 | 138-185 | .746 | 87 | 229 | 316 | 35.1 | 165 | 3 | 138 | 107 | 26 | 56 | 712 | 79.1 |
| Opponents..... | | 9 | 1825 | | 234-510 | .459 | 66-187 | .353 | 144-202 | .713 | 80 | 215 | 295 | 32.8 | 168 | - | 118 | 109 | 37 | 38 | 678 | 75.3 |

| TEAM STATISTICS | SEMO | OPP |
|------------------------|---------|---------|
| SCORING | 712 | 678 |
| Points per game | 79.1 | 75.3 |
| Scoring margin | +3.8 | - |
| FIELD GOALS-ATT | 251-528 | 234-510 |
| Field goal pct | .475 | .459 |
| 3 POINT FG-ATT | 72-186 | 66-187 |
| 3-point FG pct | .387 | .353 |
| 3-pt FG made per game | 8.0 | 7.3 |
| FREE THROWS-ATT | 138-185 | 144-202 |
| Free throw pct | .746 | .713 |
| F-Throws made per game | 15.3 | 16.0 |
| REBOUNDS | 316 | 295 |
| Rebounds per game | 35.1 | 32.8 |
| Rebounding margin | +2.3 | - |
| ASSISTS | 138 | 118 |
| Assists per game | 15.3 | 13.1 |
| TURNOVERS | 107 | 109 |
| Turnovers per game | 11.9 | 12.1 |
| Turnover margin | +0.2 | - |
| Assist/turnover ratio | 1.3 | 1.1 |
| STEALS | 56 | 38 |
| Steals per game | 6.2 | 4.2 |
| BLOCKS | 26 | 37 |
| Blocks per game | 2.9 | 4.1 |
| ATTENDANCE | 4285 | 6480 |
| Home games-Avg/Game | 4-1071 | 3-2160 |
| Neutral site-Avg/Game | - | 2-0 |

| Date | Opponent | | Score | Att. |
|-------------|-------------------|-----|-------|------|
| 11-10-17 | MISSOURI BAPTIST | W | 81-69 | 1239 |
| \$ 11-13-17 | at Louisiana Tech | Lot | 95-96 | 2456 |
| \$ 11-16-17 | at Evansville | L | 50-66 | 3151 |
| \$ 11-21-17 | vs CSUN | W | 74-59 | 0 |
| \$ 11-22-17 | vs MONTANA STATE | L | 82-88 | 0 |
| 11-26-17 | N.C. CENTRAL | L | 70-77 | 645 |
| 11-28-17 | HANNIBAL-LAGRANGE | W | 83-59 | 815 |
| 12-02-17 | at N.C. Central | W | 86-77 | 873 |
| 12-06-17 | UMKC | W | 91-87 | 1586 |

* = Conference game
\$ = Cancun Challenge

| Score by Periods | 1st | 2nd | OT | Totals |
|--------------------|-----|-----|----|--------|
| Southeast Missouri | 321 | 375 | 16 | 712 |
| Opponents | 317 | 344 | 17 | 678 |

Southeast Missouri State REDHAWKS

2016-17 FINAL OVC STATISTICS



2016-17 Southeast Missouri Basketball Southeast Missouri Combined Team Statistics (as of Sep 22, 2017) Conference games only



| RECORD: | OVERALL | HOME | AWAY | NEUTRAL |
|----------------|---------|------|------|---------|
| ALL GAMES | 9-7 | 6-2 | 3-5 | 0-0 |
| CONFERENCE | 9-7 | 6-2 | 3-5 | 0-0 |
| NON-CONFERENCE | 0-0 | 0-0 | 0-0 | 0-0 |

| # | Player | gp-gs | min | avg | Total | | 3-Point | | F-Throw | | Rebounds | | | | pf | dq | a | to | blk | stl | pts | avg |
|----------------|---------------------|-------|------|------|---------|------|---------|------|---------|------|----------|-----|-----|------|-----|----|-----|-----|-----|-----|------|------|
| | | | | | fg-fga | fg% | 3fg-fga | 3fg% | ft-fa | ft% | off | def | tot | avg | | | | | | | | |
| 34 | MAHONEY, Denzel | 16-16 | 484 | 30.3 | 83-172 | .483 | 32-76 | .421 | 68-83 | .819 | 21 | 52 | 73 | 4.6 | 52 | 2 | 27 | 28 | 1 | 11 | 266 | 16.6 |
| 01 | CLEVELAND, Antonius | 16-16 | 528 | 33.0 | 99-176 | .563 | 13-31 | .419 | 47-70 | .671 | 13 | 72 | 85 | 5.3 | 46 | 2 | 37 | 38 | 14 | 25 | 258 | 16.1 |
| 13 | KELLUM, Trey | 16-11 | 378 | 23.6 | 61-108 | .565 | 0-0 | .000 | 59-83 | .711 | 43 | 58 | 101 | 6.3 | 61 | 5 | 4 | 34 | 4 | 11 | 181 | 11.3 |
| 02 | EADDY, Tahj | 16-10 | 433 | 27.1 | 54-127 | .425 | 24-57 | .421 | 27-30 | .900 | 5 | 40 | 45 | 2.8 | 17 | 1 | 46 | 22 | 1 | 16 | 159 | 9.9 |
| 12 | CALVIN, Jamaal | 14-12 | 369 | 26.4 | 34-82 | .415 | 25-62 | .403 | 15-16 | .938 | 4 | 28 | 32 | 2.3 | 19 | 0 | 26 | 14 | 0 | 15 | 108 | 7.7 |
| 22 | BENTON, Jaylen | 14-9 | 287 | 20.5 | 31-68 | .456 | 10-32 | .313 | 12-15 | .800 | 7 | 26 | 33 | 2.4 | 36 | 0 | 32 | 22 | 3 | 14 | 84 | 6.0 |
| 04 | VRANES, Milos | 14-0 | 229 | 16.4 | 26-51 | .510 | 12-30 | .400 | 9-16 | .563 | 13 | 25 | 38 | 2.7 | 38 | 2 | 8 | 5 | 1 | 6 | 73 | 5.2 |
| 23 | SIMMONS, Daniel | 16-0 | 225 | 14.1 | 22-71 | .310 | 10-32 | .313 | 10-12 | .833 | 5 | 27 | 32 | 2.0 | 19 | 0 | 22 | 15 | 2 | 10 | 64 | 4.0 |
| 10 | DALTON, Jonathan | 16-1 | 201 | 12.6 | 10-21 | .476 | 4-9 | .444 | 4-6 | .667 | 1 | 9 | 10 | 0.6 | 17 | 0 | 20 | 18 | 0 | 6 | 28 | 1.8 |
| 35 | TCHIENGANG, Willia | 5-5 | 63 | 12.6 | 4-5 | .800 | 0-0 | .000 | 0-0 | .000 | 3 | 12 | 15 | 3.0 | 15 | 1 | 0 | 5 | 2 | 0 | 8 | 1.6 |
| 11 | SAMPLE, Eli | 9-0 | 28 | 3.1 | 2-5 | .400 | 1-2 | .500 | 0-0 | .000 | 0 | 0 | 0 | 0.0 | 3 | 0 | 2 | 3 | 0 | 1 | 5 | 0.6 |
| Team | | | | | | | | | | | 17 | 20 | 37 | | | | 5 | | | | | |
| Total..... | | 16 | 3225 | | 426-886 | .481 | 131-331 | .396 | 251-331 | .758 | 132 | 369 | 501 | 31.3 | 323 | 13 | 224 | 209 | 28 | 115 | 1234 | 77.1 |
| Opponents..... | | 16 | 3225 | | 417-898 | .464 | 120-351 | .342 | 229-336 | .682 | 171 | 382 | 553 | 34.6 | 292 | - | 229 | 238 | 44 | 70 | 1183 | 73.9 |

| TEAM STATISTICS | SEMO | OPP |
|------------------------|---------|---------|
| SCORING | 1234 | 1183 |
| Points per game | 77.1 | 73.9 |
| Scoring margin | +3.2 | - |
| FIELD GOALS-ATT | 426-886 | 417-898 |
| Field goal pct | .481 | .464 |
| 3 POINT FG-ATT | 131-331 | 120-351 |
| 3-point FG pct | .396 | .342 |
| 3-pt FG made per game | 8.2 | 7.5 |
| FREE THROWS-ATT | 251-331 | 229-336 |
| Free throw pct | .758 | .682 |
| F-Throws made per game | 15.7 | 14.3 |
| REBOUNDS | 501 | 553 |
| Rebounds per game | 31.3 | 34.6 |
| Rebounding margin | -3.2 | - |
| ASSISTS | 224 | 229 |
| Assists per game | 14.0 | 14.3 |
| TURNOVERS | 209 | 238 |
| Turnovers per game | 13.1 | 14.9 |
| Turnover margin | +1.8 | - |
| Assist/turnover ratio | 1.1 | 1.0 |
| STEALS | 115 | 70 |
| Steals per game | 7.2 | 4.4 |
| BLOCKS | 28 | 44 |
| Blocks per game | 1.8 | 2.8 |
| ATTENDANCE | 20033 | 15736 |
| Home games-Avg/Game | 8-2504 | 8-1967 |
| Neutral site-Avg/Game | - | 0-0 |

| Score by Periods | 1st | 2nd | OT | Totals |
|--------------------|-----|-----|----|--------|
| Southeast Missouri | 591 | 634 | 9 | 1234 |
| Opponents | 571 | 597 | 15 | 1183 |

| Date | Opponent | Score | Att. |
|------------|-----------------------|-----------|------|
| * 12-31-16 | EASTERN KENTUCKY | w 81-48 | 720 |
| * 01-05-17 | at Tennessee State | L 62-65 | 613 |
| * 01-07-17 | at Belmont | L 75-87 | 2017 |
| * 01-10-17 | TENNESSEE TECH | w 83-78 | 923 |
| * 01-14-17 | at UT Martin | L 69-79 | 2068 |
| * 01-19-17 | SIUE | w 79-76 | 1372 |
| * 01-21-17 | EASTERN ILLINOIS | w 83-71 | 1968 |
| * 01-26-17 | at Murray State | w 75-74 | 3080 |
| * 01-28-17 | at Austin Peay | w 82-71 | 3794 |
| * 02-01-17 | at Jacksonville State | L 62-74 | 1011 |
| * 02-04-17 | MOREHEAD STATE | L 81-89 | 2919 |
| * 02-09-17 | at SIUE | w 71-67 | 1161 |
| * 02-11-17 | at Eastern Illinois | Lot 80-86 | 1992 |
| * 02-18-17 | UT MARTIN | w 90-61 | 3160 |
| * 02-23-17 | MURRAY STATE | w 82-69 | 5225 |
| * 02-25-17 | AUSTIN PEAY | L 79-88 | 3746 |

! = Las Vegas Classic (Springfield, Mo./Chicago, Ill./Las Vegas, Nev.)

= OVC Tournament (Nashville, Tenn.)

* = Conference game

Southeast Missouri State REDHAWKS

2017-18 STATISTICS

Comparison Game-by-Game (Southeast Missouri/Opponent)

| Opponent | 1st | 2nd | Score | Mar | Total FG | FG Pct | 3-Pointers | 3FG Pct | Free Throws | FT Pct | Rebounds (Mar) | Assist | T/Over | Block | Steal | Fouls |
|------------------------|-------|-------|-------|------|-------------|-----------|-------------|-----------|-------------|-----------|----------------|--------|--------|-------|-------|-------|
| Missouri Baptist | 37/27 | 44/42 | 81-69 | +12 | 27-54/24-48 | .500/.500 | 8-20/8-23 | .400/.348 | 19-21/13-23 | .905/.565 | 29/30 (1) | 17/10 | 13/18 | 2/4 | 7/3 | 18/16 |
| Louisiana Tech | 39/39 | 40/40 | 95-96 | (1) | 36-75/31-60 | .480/.517 | 9-25/6-21 | .360/.286 | 14-19/28-34 | .737/.824 | 37/37 - | 20/16 | 9/9 | 4/8 | 6/1 | 20/17 |
| Evansville | 21/36 | 29/30 | 50-66 | (16) | 19-48/18-45 | .396/.400 | 8-25/8-18 | .320/.444 | 4-8/22-27 | .500/.815 | 31/28 +3 | 9/12 | 18/10 | 5/2 | 5/5 | 24/14 |
| Cal State Northridge | 39/28 | 35/31 | 74-59 | +15 | 28-61/21-62 | .459/.339 | 10-24/5-19 | .417/.263 | 8-11/12-17 | .727/.706 | 39/36 +3 | 17/9 | 10/9 | 4/3 | 7/5 | 16/11 |
| Montana State | 34/41 | 48/47 | 82-88 | (6) | 29-51/27-54 | .569/.500 | 4-15/8-20 | .267/.400 | 20-26/26-34 | .769/.765 | 31/26 +5 | 11/12 | 15/11 | 1/2 | 5/6 | 26/24 |
| North Carolina Central | 32/41 | 38/36 | 70-77 | (7) | 22-63/28-54 | .349/.519 | 5-20/7-19 | .250/.368 | 21-27/14-22 | .778/.636 | 42/34 +8 | 11/12 | 12/12 | 0/4 | 7/7 | 18/22 |
| Hannibal-LaGrange | 33/33 | 50/26 | 83-59 | +24 | 31-63/25-58 | .492/.431 | 6-19/4-18 | .316/.222 | 15-21/5-12 | .714/.417 | 37/33 +4 | 14/13 | 10/18 | 3/6 | 10/5 | 12/19 |
| North Carolina Central | 38/35 | 48/42 | 86-77 | +9 | 31-55/29-57 | .564/.509 | 10-16/5-15 | .625/.333 | 14-22/14-19 | .636/.737 | 31/30 +1 | 18/17 | 10/13 | 2/2 | 6/2 | 16/20 |
| UMKC | 48/37 | 43/50 | 91-87 | +4 | 28-58/31-72 | .483/.431 | 12-22/15-34 | .545/.441 | 23-30/10-14 | .767/.714 | 39/41 (2) | 21/17 | 10/9 | 5/6 | 3/4 | 15/25 |
| Southern Illinois | | | | | | | | | | | | | | | | |
| Kansas State | | | | | | | | | | | | | | | | |
| Bradley | | | | | | | | | | | | | | | | |
| Saint Louis | | | | | | | | | | | | | | | | |
| Belmont | | | | | | | | | | | | | | | | |
| Tennessee State | | | | | | | | | | | | | | | | |
| Murray State | | | | | | | | | | | | | | | | |
| Austin Peay | | | | | | | | | | | | | | | | |
| Morehead State | | | | | | | | | | | | | | | | |
| Eastern Kentucky | | | | | | | | | | | | | | | | |
| SIU Edwardsville | | | | | | | | | | | | | | | | |
| Eastern Illinois | | | | | | | | | | | | | | | | |
| Tennessee Tech | | | | | | | | | | | | | | | | |
| Jacksonville State | | | | | | | | | | | | | | | | |
| Murray State | | | | | | | | | | | | | | | | |
| Austin Peay | | | | | | | | | | | | | | | | |
| Morehead State | | | | | | | | | | | | | | | | |
| UT Martin | | | | | | | | | | | | | | | | |
| Eastern Illinois | | | | | | | | | | | | | | | | |
| SIU Edwardsville | | | | | | | | | | | | | | | | |
| Eastern Kentucky | | | | | | | | | | | | | | | | |
| UT Martin | | | | | | | | | | | | | | | | |

Points in the Paint, Second Chance Points, Points Off Turnovers, Fastbreak Points, Bench Points

| Opponent | W/L | POINTS IN THE PAINT | | 2ND CHANCE POINTS | | POINTS OFF TURNOVERS | | FASTBREAK POINTS | | BENCH POINTS | |
|------------------------|-----|---------------------|------|-------------------|------|----------------------|------|------------------|------|--------------|------|
| | | SEMO | OPP. | SEMO | OPP. | SEMO | OPP. | SEMO | OPP. | SEMO | OPP. |
| Missouri Baptist | W | 30 | 26 | 5 | 6 | 23 | 9 | 4 | 0 | 25 | 30 |
| Louisiana Tech | L | 42 | 44 | 12 | 12 | 17 | 10 | 2 | 0 | 40 | 28 |
| Evansville | L | 16 | 18 | 0 | 0 | 10 | 19 | 6 | 0 | 28 | 11 |
| Cal State Northridge | W | 28 | 22 | 5 | 9 | 10 | 10 | 14 | 9 | 10 | 13 |
| Montana State | L | 44 | 28 | 13 | 8 | 17 | 13 | 6 | 7 | 26 | 29 |
| North Carolina Central | L | 26 | 36 | 13 | 4 | 16 | 9 | 4 | 2 | 24 | 31 |
| Hannibal-LaGrange | W | 44 | 32 | 12 | 7 | 21 | 11 | 4 | 6 | 32 | 6 |
| North Carolina Central | W | 40 | 38 | 10 | 11 | 17 | 14 | 12 | 10 | 22 | 32 |
| UMKC | W | 28 | 30 | 13 | 17 | 15 | 17 | 4 | 0 | 43 | 34 |
| Southern Illinois | | | | | | | | | | | |
| Kansas State | | | | | | | | | | | |
| Bradley | | | | | | | | | | | |
| Saint Louis | | | | | | | | | | | |
| Belmont | | | | | | | | | | | |
| Tennessee State | | | | | | | | | | | |
| Murray State | | | | | | | | | | | |
| Austin Peay | | | | | | | | | | | |
| Morehead State | | | | | | | | | | | |
| Eastern Kentucky | | | | | | | | | | | |
| SIU Edwardsville | | | | | | | | | | | |
| Eastern Illinois | | | | | | | | | | | |
| Tennessee Tech | | | | | | | | | | | |
| Jacksonville State | | | | | | | | | | | |
| Murray State | | | | | | | | | | | |
| Austin Peay | | | | | | | | | | | |
| Morehead State | | | | | | | | | | | |
| UT Martin | | | | | | | | | | | |
| Eastern Illinois | | | | | | | | | | | |
| SIU Edwardsville | | | | | | | | | | | |
| Eastern Kentucky | | | | | | | | | | | |
| UT Martin | | | | | | | | | | | |

Southeast Missouri State REDHAWKS

2017-18 STATISTICS

Game-by-Game Leaders

| Opponent | W/L | Score | Points | Rebounds | Assists | Blocks | Steals |
|------------------------|-----|---------------------|-----------------------|----------------|-----------------------------|---------------------------------------|--|
| Missouri Baptist | W | 81-69 | Mahoney - 21 | Laros - 9 | Dalton - 7 | Laros, Mahoney - 1 | Brewer - 2 |
| Louisiana Tech | L | 95-96 ^{OT} | Mahoney - 25 | Mahoney - 7 | Dalton - 7 | Simmons, Laros, Carpenter, Brewer - 1 | Dalton - 2 |
| Evansville | L | 50-66 | Vranes - 16 | Vranes - 10 | Dalton - 5 | Brewer - 2 | Dalton - 3 |
| Cal State Northridge | W | 74-59 | Brewer - 20 | Laros - 9 | Dalton - 5 | Laros, Brewer, Mahoney, Carpenter - 1 | Simmons - 3 |
| Montana State | L | 82-88 | Mahoney - 27 | Carpenter - 8 | Dalton - 6 | Laros - 1 | Dalton, Simmons, Vranes, Carpenter, Brewer - 1 |
| North Carolina Central | L | 70-77 | Mahoney, Simmons - 15 | Carpenter - 11 | Dalton - 5 | - | Simmons, Dalton - 2 |
| Hannibal-LaGrange | W | 83-59 | Mahoney - 27 | Gable - 10 | Mahoney, Lewis, Simmons - 3 | Vranes, Carpenter, Laros - 1 | Dalton, Lewis - 2 |
| North Carolina Central | W | 86-77 | Carpenter - 20 | Carpenter - 6 | Dalton - 5 | Vranes - 2 | Mahoney - 2 |
| UMKC | W | 91-87 | Simmons - 18 | Carpenter - 11 | Dalton - 10 | Carpenter - 3 | Dalton - 2 |
| Southern Illinois | | | | | | | |
| Kansas State | | | | | | | |
| Bradley | | | | | | | |
| Saint Louis | | | | | | | |
| Belmont | | | | | | | |
| Tennessee State | | | | | | | |
| Murray State | | | | | | | |
| Austin Peay | | | | | | | |
| Morehead State | | | | | | | |
| Eastern Kentucky | | | | | | | |
| SIU Edwardsville | | | | | | | |
| Eastern Illinois | | | | | | | |
| Tennessee Tech | | | | | | | |
| Jacksonville State | | | | | | | |
| Murray State | | | | | | | |
| Austin Peay | | | | | | | |
| Morehead State | | | | | | | |
| UT Martin | | | | | | | |
| Eastern Illinois | | | | | | | |
| SIU Edwardsville | | | | | | | |
| Eastern Kentucky | | | | | | | |
| UT Martin | | | | | | | |

Game-by-Game Starters

| Opponent | W/L | Score | Guard | Guard | Guard | Forward | Center | First Man Off the Bench |
|------------------------|-----|---------------------|--------|---------|----------|---------|-----------|--|
| Missouri Baptist | W | 81-69 | Dalton | Simmons | Kowalski | Mahoney | Laros | Brewer, 14 pts., 5 reb., 3 assists, 2 steals, 26 min. |
| Louisiana Tech | L | 95-96 ^{OT} | Dalton | Simmons | Kowalski | Mahoney | Laros | Brewer, 20 pts., 6 reb., 1 assist, 1 block, 1 steal, 31 min. |
| Evansville | L | 50-66 | Dalton | Simmons | Kowalski | Mahoney | Laros | Carpenter, 2 pts., 1 reb., 1 block, 14 min. |
| Cal State Northridge | W | 74-59 | Brewer | Simmons | Kowalski | Mahoney | Laros | Carpenter, 9 pts., 5 reb., 13 min. |
| Montana State | L | 82-88 | Dalton | Simmons | Kowalski | Mahoney | Laros | Brewer, 9 pts., 2 reb., 25 min. |
| North Carolina Central | L | 70-77 | Dalton | Brewer | Mahoney | Vranes | Carpenter | Simmons, 15 pts., 4 reb., 26 min. |
| Hannibal-LaGrange | W | 83-59 | Dalton | Brewer | Mahoney | Vranes | Carpenter | Gable, 8 pts., 10 reb., 19 min. |
| North Carolina Central | W | 86-77 | Dalton | Brewer | Mahoney | Vranes | Carpenter | Simmons, 10 pts., 3 reb. |
| UMKC | W | 91-87 | Dalton | Brewer | Mahoney | Vranes | Carpenter | Simmons, 18 pts. 3 reb., 3 assists, 21 min. |
| Southern Illinois | | | | | | | | |
| Kansas State | | | | | | | | |
| Bradley | | | | | | | | |
| Saint Louis | | | | | | | | |
| Belmont | | | | | | | | |
| Tennessee State | | | | | | | | |
| Murray State | | | | | | | | |
| Austin Peay | | | | | | | | |
| Morehead State | | | | | | | | |
| Eastern Kentucky | | | | | | | | |
| SIU Edwardsville | | | | | | | | |
| Eastern Illinois | | | | | | | | |
| Tennessee Tech | | | | | | | | |
| Jacksonville State | | | | | | | | |
| Murray State | | | | | | | | |
| Austin Peay | | | | | | | | |
| Morehead State | | | | | | | | |
| UT Martin | | | | | | | | |
| Eastern Illinois | | | | | | | | |
| SIU Edwardsville | | | | | | | | |
| Eastern Kentucky | | | | | | | | |
| UT Martin | | | | | | | | |

Starting Lineup Combinations

| Record | Guard | Guard | Guard | Forward | Center |
|--------|--------|---------|----------|---------|-----------|
| 1-3 | Dalton | Simmons | Kowalski | Mahoney | Laros |
| 1-0 | Brewer | Simmons | Kowalski | Mahoney | Laros |
| 3-1 | Dalton | Brewer | Mahoney | Vranes | Carpenter |

Southeast Missouri State REDHAWKS

2017-18 TEAM GAME-BY-GAME STATISTICS

| | Score | FG-A | Pct. | 3FG-A | Pct. | FT-A | Pct. | OFF | DEF | Total | E | A | TO | B | S |
|---------------------------|-------------------------------|--------------|-------------|--------------|-------------|--------------|-------------|-----------|-----------|-----------|-----------|-----------|-----------|----------|-----------|
| Southeast Missouri | W, 81-69 | 27-54 | .500 | 8-20 | .400 | 19-21 | .905 | 8 | 21 | 29 | 18 | 17 | 13 | 2 | 7 |
| Missouri Baptist | | 24-48 | .500 | 8-23 | .348 | 13-23 | .565 | 11 | 19 | 30 | 16 | 10 | 18 | 4 | 3 |
| Southeast Missouri | L, 95-96 ^{OT} | 36-75 | .480 | 9-25 | .360 | 14-19 | .737 | 13 | 24 | 37 | 20 | 20 | 9 | 4 | 6 |
| Louisiana Tech | | 31-60 | .517 | 6-21 | .286 | 28-34 | .824 | 7 | 30 | 37 | 17 | 16 | 9 | 8 | 1 |
| Southeast Missouri | L, 50-66 | 19-48 | .396 | 8-25 | .320 | 4-8 | .500 | 5 | 26 | 31 | 24 | 9 | 18 | 5 | 5 |
| Evansville | | 18-45 | .400 | 8-18 | .444 | 22-27 | .815 | 4 | 24 | 28 | 14 | 12 | 10 | 2 | 5 |
| Southeast Missouri | W, 74-59 | 28-61 | .459 | 10-24 | .417 | 8-11 | .727 | 9 | 30 | 39 | 16 | 17 | 10 | 4 | 7 |
| Cal State Northridge | | 21-62 | .339 | 5-19 | .263 | 12-17 | .706 | 12 | 24 | 36 | 11 | 9 | 9 | 3 | 5 |
| Southeast Missouri | L, 82-88 | 29-51 | .569 | 4-15 | .267 | 20-26 | .769 | 8 | 23 | 31 | 26 | 11 | 15 | 1 | 5 |
| Montana State | | 27-54 | .500 | 8-20 | .400 | 26-34 | .765 | 9 | 17 | 26 | 24 | 12 | 11 | 2 | 6 |
| Southeast Missouri | L, 70-77 | 22-63 | .349 | 5-20 | .250 | 21-27 | .778 | 15 | 27 | 42 | 18 | 11 | 12 | 0 | 7 |
| North Carolina Central | | 28-54 | .519 | 7-19 | .368 | 14-22 | .636 | 4 | 30 | 34 | 22 | 12 | 12 | 4 | 7 |
| Southeast Missouri | W, 83-59 | 31-63 | .492 | 6-19 | .316 | 15-21 | .714 | 10 | 27 | 37 | 12 | 14 | 10 | 3 | 10 |
| Hannibal-LaGrange | | 25-58 | .431 | 4-18 | .222 | 5-12 | .417 | 9 | 24 | 33 | 19 | 13 | 18 | 6 | 5 |
| Southeast Missouri | W, 86-77 | 31-55 | .564 | 10-16 | .625 | 14-22 | .636 | 8 | 23 | 31 | 16 | 18 | 10 | 2 | 6 |
| North Carolina Central | | 29-57 | .509 | 5-15 | .333 | 14-19 | .737 | 8 | 22 | 30 | 20 | 17 | 13 | 2 | 2 |
| Southeast Missouri | W, 91-87 | 28-58 | .483 | 12-22 | .545 | 23-30 | .767 | 11 | 28 | 39 | 15 | 21 | 10 | 5 | 3 |
| UMKC | | 31-72 | .431 | 15-34 | .441 | 10-14 | .714 | 16 | 25 | 41 | 25 | 17 | 9 | 6 | 4 |
| Southeast Missouri | | | | | | | | | | | | | | | |
| Southern Illinois | | | | | | | | | | | | | | | |
| Southeast Missouri | | | | | | | | | | | | | | | |
| Kansas State | | | | | | | | | | | | | | | |
| Southeast Missouri | | | | | | | | | | | | | | | |
| Bradley | | | | | | | | | | | | | | | |
| Southeast Missouri | | | | | | | | | | | | | | | |
| Saint Louis | | | | | | | | | | | | | | | |
| Southeast Missouri | | | | | | | | | | | | | | | |
| Belmont | | | | | | | | | | | | | | | |
| Southeast Missouri | | | | | | | | | | | | | | | |
| Tennessee State | | | | | | | | | | | | | | | |
| Southeast Missouri | | | | | | | | | | | | | | | |
| Murray State | | | | | | | | | | | | | | | |
| Southeast Missouri | | | | | | | | | | | | | | | |
| Austin Peay | | | | | | | | | | | | | | | |
| Southeast Missouri | | | | | | | | | | | | | | | |
| Morehead State | | | | | | | | | | | | | | | |
| Southeast Missouri | | | | | | | | | | | | | | | |
| Eastern Kentucky | | | | | | | | | | | | | | | |
| Southeast Missouri | | | | | | | | | | | | | | | |
| SIU Edwardsville | | | | | | | | | | | | | | | |
| Southeast Missouri | | | | | | | | | | | | | | | |
| Eastern Illinois | | | | | | | | | | | | | | | |
| Southeast Missouri | | | | | | | | | | | | | | | |
| Tennessee Tech | | | | | | | | | | | | | | | |
| Southeast Missouri | | | | | | | | | | | | | | | |
| Jacksonville State | | | | | | | | | | | | | | | |
| Southeast Missouri | | | | | | | | | | | | | | | |
| Murray State | | | | | | | | | | | | | | | |
| Southeast Missouri | | | | | | | | | | | | | | | |
| Austin Peay | | | | | | | | | | | | | | | |
| Southeast Missouri | | | | | | | | | | | | | | | |
| Morehead State | | | | | | | | | | | | | | | |
| Southeast Missouri | | | | | | | | | | | | | | | |
| UT Martin | | | | | | | | | | | | | | | |
| Southeast Missouri | | | | | | | | | | | | | | | |
| Eastern Illinois | | | | | | | | | | | | | | | |
| Southeast Missouri | | | | | | | | | | | | | | | |
| SIU Edwardsville | | | | | | | | | | | | | | | |
| Southeast Missouri | | | | | | | | | | | | | | | |
| Eastern Kentucky | | | | | | | | | | | | | | | |
| Southeast Missouri | | | | | | | | | | | | | | | |
| UT Martin | | | | | | | | | | | | | | | |

Southeast Missouri State REDHAWKS

MISCELLANEOUS STATISTICS

GAME-BY-GAME LEADERS SUMMARY (# OF GAMES)

Points

| | |
|-----------------------|---|
| Denzel Mahoney..... | 5 |
| Daniel Simmons..... | 2 |
| Milos Vranes..... | 1 |
| Ledarius Brewer..... | 1 |
| Justin Carpenter..... | 1 |

Rebounds

| | |
|-----------------------|---|
| Justin Carpenter..... | 4 |
| Mark Laros..... | 2 |
| Denzel Mahoney..... | 1 |
| Milos Vranes..... | 1 |
| Isaiah Gable..... | 1 |

Assists

| | |
|----------------------|---|
| Jonathan Dalton..... | 8 |
| Denzel Mahoney..... | 1 |
| Donnie Lewis..... | 1 |
| Daniel Simmons..... | 1 |

Blocks

| | |
|-----------------------|---|
| Mark Laros..... | 5 |
| Justin Carpenter..... | 4 |
| Denzel Mahoney..... | 3 |
| Ledarius Brewer..... | 3 |
| Milos Vranes..... | 2 |

Steals

| | |
|-----------------------|---|
| Jonathan Dalton..... | 6 |
| Daniel Simmons..... | 3 |
| Ledarius Brewer..... | 2 |
| Milos Vranes..... | 1 |
| Justin Carpenter..... | 1 |
| Donnie Lewis..... | 1 |
| Denzel Mahoney..... | 1 |

Dunks (# for 2017-18 Season)

| | |
|-----------------------|---|
| Ledarius Brewer..... | 4 |
| Mark Laros..... | 2 |
| Justin Carpenter..... | 2 |

Games Played/Started

| | 2017-18 | Career |
|------------------|---------|--------|
| Denzel Mahoney | 9/9 | 42/42 |
| Daniel Simmons | 9/5 | 41/5 |
| Milos Vranes | 9/4 | 40/4 |
| Jonathan Dalton | 9/8 | 39/9 |
| Ray Kowalski | 9/5 | 9/5 |
| Ledarius Brewer | 9/5 | 9/5 |
| Justin Carpenter | 9/4 | 9/4 |
| Donnie Lewis | 9/0 | 9/0 |
| Mark Laros | 7/5 | 7/5 |
| Isaiah Gable | 7/0 | 7/0 |
| Dondre Duffus | 1/0 | 6/3 |

CAREER LEDGER

Double-Digit Point Games

| | 2017-18 | Career |
|-----------------------|---------|--------|
| Denzel Mahoney..... | 8 | 35 |
| Daniel Simmons..... | 7 | 12 |
| Milos Vranes..... | 2 | 9 |
| Ledarius Brewer..... | 5 | 5 |
| Justin Carpenter..... | 5 | 5 |
| Ray Kowalski..... | 3 | 3 |
| Dondre Duffus..... | - | 2 |
| Jonathan Dalton..... | 2 | 2 |
| Mark Laros..... | 1 | 1 |

Double-Digit Rebound Games

| | 2017-18 | Career |
|-----------------------|---------|--------|
| Justin Carpenter..... | 2 | 2 |
| Milos Vranes..... | 1 | 1 |
| Isaiah Gable..... | 1 | 1 |

20+ Point Games

| | 2017-18 | Career |
|-----------------------|---------|--------|
| Denzel Mahoney..... | 4 | 14 |
| Ledarius Brewer..... | 1 | 1 |
| Justin Carpenter..... | 1 | 1 |

8+ Rebound Games

| | 2017-18 | Career |
|-----------------------|---------|--------|
| Justin Carpenter..... | 3 | 3 |
| Mark Laros..... | 2 | 2 |
| Denzel Mahoney..... | - | 1 |
| Isaiah Gable..... | 1 | 1 |

5+ Assist Games

| | 2017-18 | Career |
|----------------------|---------|--------|
| Jonathan Dalton..... | 8 | 8 |
| Daniel Simmons..... | - | 1 |
| Denzel Mahoney..... | - | 1 |

3+ Steal Games

| | 2017-18 | Career |
|----------------------|---------|--------|
| Dondre Duffus..... | - | 2 |
| Milos Vranes..... | - | 2 |
| Daniel Simmons..... | 1 | 2 |
| Jonathan Dalton..... | 2 | 2 |
| Denzel Mahoney..... | - | 1 |

Double-Doubles

| | 2017-18 | Career |
|-----------------------|---------|--------|
| Justin Carpenter..... | 2 | 2 |
| Milos Vranes..... | 1 | 1 |

SOUTHEAST MISSOURI'S 2017-18 RECORD:

| | |
|---|-----|
| At Home..... | 3-1 |
| On the Road..... | 1-2 |
| At Neutral Sites..... | 1-1 |
| In Ohio Valley Conference Games..... | 0-0 |
| In November..... | 3-4 |
| In December..... | 2-0 |
| In January..... | 0-0 |
| In February..... | 0-0 |
| In March..... | 0-0 |
| Leading at the Half..... | 4-0 |
| Trailing at the Half..... | 0-3 |
| Tied at the Half..... | 1-1 |
| In Overtime Games..... | 0-1 |
| The Redhawks Score First..... | 2-0 |
| In 1-4 Point Games..... | 1-1 |
| In 5-9 Point Games..... | 1-2 |
| In 10-14 Point Games..... | 1-0 |
| In 15+ Point Games..... | 2-1 |
| Leading with Five Minutes Left in Regulation..... | 5-0 |
| Trailing with Five Minutes Left in Regulation..... | 0-4 |
| Tied with Five Minutes Left in Regulation..... | 0-0 |
| Scoring Less than 50 Points..... | 0-0 |
| Scoring 50-59 Points..... | 0-1 |
| Scoring 60-69 Points..... | 0-0 |
| Scoring 70-79 Points..... | 1-1 |
| Scoring 80-89 Points..... | 3-1 |
| Scoring 90-99 Points..... | 1-1 |
| Scoring 100 or more Points..... | 0-0 |
| Giving up Less Than 50 Points..... | 0-0 |
| Giving up 50-59 Points..... | 2-0 |
| Giving up 60-69 Points..... | 1-1 |
| Giving up 70-79 Points..... | 1-1 |
| Giving up 80-89 Points..... | 1-1 |
| Giving up 90-99 Points..... | 0-1 |
| Giving up 100 or more Points..... | 0-0 |
| Shooting 50% or Better from the Field..... | 2-1 |
| Shooting Less Than 50% from the Field..... | 3-3 |
| Opponent Shoots 50% or Better from the Field..... | 3-3 |
| Opponent Shoots Less Than 50% from the Field..... | 2-1 |
| Outshooting Opponent..... | 3-1 |
| Outshot by Opponent..... | 1-3 |
| Shooting 50% or Better from 3-Point Range..... | 2-0 |
| Shooting Less Than 50% from 3-Point Range..... | 3-4 |
| Opponent Shoots 50% or Better from 3-Point Range..... | 0-0 |
| Opponent Shoots Less Than 50% from 3-Point Range..... | 5-4 |
| Shooting 50% or Better from the Free Throw Line..... | 5-4 |
| Shooting Less Than 50% from the Free Throw Line..... | 0-0 |
| Opponent Shoots 50% or Better from the Free Throw Line..... | 4-4 |
| Opponent Shoots Less Than 50% from the Free Throw Line..... | 1-0 |
| Shooting More Free Throws Than Opponent..... | 4-1 |
| Shooting Less Free Throws Than Opponent..... | 1-3 |
| Free Throws are Tied..... | 0-0 |
| Southeast's Starters Outscore Opponent's Starters..... | 3-0 |
| Opponent's Starters Outscore Southeast's Starters..... | 2-3 |
| Starter Scoring is Tied..... | 0-1 |
| Bench Outscores Opponent..... | 2-2 |
| Opponent Bench Outscores Southeast..... | 3-2 |
| Bench Scoring is Tied..... | 0-0 |
| Bench Contributes Double Figures in Points..... | 5-4 |
| No Redhawk Players Score Double Figures..... | 0-0 |
| Two Redhawk Players Score Double Figures..... | 0-0 |
| 3+ Redhawk Players Score Double Figures..... | 5-4 |
| Outrebounding an Opponent..... | 3-3 |
| Opponent Outrebounds Southeast..... | 2-0 |
| Rebounds are Tied..... | 0-1 |
| Getting 10+ Assists..... | 5-3 |
| Getting 10+ Steals..... | 1-0 |
| Getting 5+ Blocks..... | 1-1 |
| Forcing more Turnovers than Opponent..... | 3-0 |
| Committing more Turnovers than Opponent..... | 2-2 |
| Turnovers are Tied..... | 0-2 |

Southeast Missouri State REDHAWKS

PLAYER PROFILES



LEDARRIUS BREWER

Guard
6-5 / 200 / Freshman (1)
Meridian, Miss.
Meridian

25

2017-18: Named to the Mayan Division Cancun Challenge All-Tournament Team...Averages 12.9 points per game as Southeast's second-leading scorer...Came off the bench to score 14 points as one of four Redhawks in double figures vs. Missouri Baptist (11/10) and followed that up with 20 points at Louisiana Tech (11/13)...Dropped in 20 points in his first career start vs. Cal State Northridge (11/21)...Leads the team with 19 three-pointers made...Made at least one 3-pointer in nine-straight games...Ranks 17th in the Ohio Valley Conference in scoring and ninth in 3-point field goals made...Started five of the last six games...Scored double figures on five occasions.

Prep: Averaged 15 points and seven rebounds per game, leading Meridian High School to a 30-2 record and 6A state title as a senior...Notched three 28-point games as the Wildcats' top scorer...Three-year varsity starter who earned all-state, all-district and all-region honors, and was a Mississippi/Alabama All-Star...Selected All-Mississippi Dandy Dozen, Mississippi's most prestigious basketball list.

BREWER'S GAME-BY-GAME STATISTICS

| 2017-18 | FG | 3P | FT | O/D | REB | E | PTS | A | TO | B | S | M |
|-----------------------|------|-----|-----|-----|-----|---|-----|---|----|---|---|----|
| Missouri Baptist | 4-10 | 3-6 | 3-4 | 0/5 | 5 | 2 | 14 | 3 | 1 | 0 | 2 | 26 |
| at Louisiana Tech | 7-14 | 4-8 | 2-2 | 2/4 | 6 | 3 | 20 | 1 | 2 | 1 | 1 | 31 |
| at Evansville | 3-12 | 2-8 | 0-2 | 0/3 | 3 | 5 | 8 | 1 | 3 | 2 | 0 | 25 |
| vs. CSUN* | 6-15 | 4-8 | 4-5 | 0/2 | 2 | 1 | 20 | 3 | 1 | 1 | 1 | 32 |
| vs. Montana State | 4-8 | 1-5 | 0-0 | 0/2 | 2 | 5 | 9 | 0 | 3 | 0 | 1 | 25 |
| N.C. Central* | 3-12 | 1-4 | 2-2 | 1/1 | 2 | 4 | 9 | 0 | 2 | 0 | 1 | 28 |
| Hannibal-LaGrange* | 6-9 | 2-3 | 1-2 | 0/3 | 3 | 1 | 15 | 2 | 2 | 0 | 1 | 26 |
| at N.C. Central* | 5-13 | 1-4 | 1-3 | 1/3 | 4 | 1 | 12 | 3 | 1 | 0 | 1 | 32 |
| UMKC* | 4-11 | 1-4 | 0-0 | 1/0 | 1 | 2 | 9 | 1 | 0 | 1 | 0 | 16 |
| at Southern Illinois | | | | | | | | | | | | |
| at Kansas State | | | | | | | | | | | | |
| Bradley | | | | | | | | | | | | |
| at Saint Louis | | | | | | | | | | | | |
| Belmont | | | | | | | | | | | | |
| Tennessee State | | | | | | | | | | | | |
| at Murray State | | | | | | | | | | | | |
| at Austin Peay | | | | | | | | | | | | |
| Morehead State | | | | | | | | | | | | |
| Eastern Kentucky | | | | | | | | | | | | |
| at SIU Edwardsville | | | | | | | | | | | | |
| at Eastern Illinois | | | | | | | | | | | | |
| at Tennessee Tech | | | | | | | | | | | | |
| at Jacksonville State | | | | | | | | | | | | |
| Murray State | | | | | | | | | | | | |
| Austin Peay | | | | | | | | | | | | |
| at Morehead State | | | | | | | | | | | | |
| at UT Martin | | | | | | | | | | | | |
| Eastern Illinois | | | | | | | | | | | | |
| SIU Edwardsville | | | | | | | | | | | | |
| at Eastern Kentucky | | | | | | | | | | | | |
| UT Martin | | | | | | | | | | | | |

* - Game Started

2017-18 SEASON/CAREER-HIGHS


| | | |
|----------------------------|----|--|
| Points | 20 | 2x, last vs. Cal State Northridge (11/21/17) |
| Total Rebounds | 6 | at Louisiana Tech (11/13/17) |
| Offensive | 2 | at Louisiana Tech (11/13/17) |
| Defensive | 5 | vs. Missouri Baptist (11/10/17) |
| FG Made | 7 | at Louisiana Tech (11/13/17) |
| FG Attempted | 15 | vs. Cal State Northridge (11/21/17) |
| 3-Point FG Made | 4 | 2x, last vs. Cal State Northridge (11/21/17) |
| 3-Point FG Attempted | 8 | 3x, last vs. Cal State Northridge (11/21/17) |
| FT Made | 4 | vs. Cal State Northridge (11/21/17) |
| FT Attempted | 5 | vs. Cal State Northridge (11/21/17) |
| Assists | 3 | 3x, last at N.C. Central (12/2/17) |
| Blocks | 2 | at Evansville (11/16/17) |
| Steals | 2 | vs. Missouri Baptist (11/10/17) |
| Minutes | 32 | 2x, last at N.C. Central (12/2/17) |

CAREER STATISTICS AT SOUTHEAST MISSOURI

| Overall | | | | | | | | | | | | | | | | | | | | | |
|-----------------------------------|------|-----|------|--------|------|----------|------|--------|------|-----|-----|-----|-----|----|----|----|----|-----|-----|-----|------|
| Season | G-GS | Min | Avg | FG-FGA | Pct | 3FG-3FGA | Pct | FT-FTA | Pct | Off | Def | Tot | Avg | PF | FO | A | TO | Blk | Stl | Pts | Avg |
| 2017-18 | 9-5 | 241 | 26.8 | 42-104 | .404 | 19-50 | .380 | 13-20 | .650 | 5 | 23 | 28 | 3.1 | 24 | 2 | 14 | 15 | 5 | 8 | 116 | 12.9 |
| Ohio Valley Conference Games Only | | | | | | | | | | | | | | | | | | | | | |
| Season | G-GS | Min | Avg | FG-FGA | Pct | 3FG-3FGA | Pct | FT-FTA | Pct | Off | Def | Tot | Avg | PF | FO | A | TO | Blk | Stl | Pts | Avg |
| 2017-18 | | | | | | | | | | | | | | | | | | | | | |

Southeast Missouri State REDHAWKS

PLAYER PROFILES



JUSTIN CARPENTER

Forward

6-9 / 230 / Freshman (1)

Mt. Carmel, Ill.

Mt. Carmel

20

2017-18: Scored double figures for the first time in his college career when he came off the bench to drop in 17 points and pull down six rebounds in 32 minutes at Louisiana Tech (11/13)...Put up 10 of his points in the first half...Averages 10.6 points and six rebounds per game as one of four players scoring double figures...Leads the Redhawks in rebounding and field goal percentage (.617)...Missed Southeast's two exhibition games with a knee injury and returned for the Redhawks season-opener vs. Missouri Baptist (11/10)...Ranks second in the Ohio Valley Conference in field goal percentage and 14th in rebounding...Turned in a double-double 14 points and 11 rebounds in his first career start vs. N.C. Central (11/26)...Notched a season-high 20 points and pulled down six rebounds at N.C. Central (12/2)...Picked up his team-high second double-double with 14 points and 11 boards vs. UMKC (12/6)...Scored double figures in four games and started each of the last four contests.

Prep: Honorable mention Class 2A All-State pick as a senior at Mt. Carmel High School...Averaged 18.1 points and 8.3 rebounds per game leading Mt. Carmel to an Illinois Class 2A regional title as a junior...All-Conference selection...Achieved success with the Pocket City non-scholastic basketball program.

CARPENTER'S GAME-BY-GAME STATISTICS

| 2017-18 | FG | 3P | FT | O/D | REB | E | PTS | A | TO | B | S | M |
|-----------------------|------|-----|-----|-----|-----|---|-----|---|----|---|---|----|
| Missouri Baptist | 2-2 | 0-0 | 0-0 | 0/2 | 2 | 1 | 4 | 2 | 1 | 0 | 1 | 10 |
| at Louisiana Tech | 7-9 | 0-1 | 3-5 | 2/4 | 6 | 3 | 17 | 0 | 0 | 1 | 0 | 32 |
| at Evansville | 1-4 | 0-1 | 0-0 | 0/1 | 1 | 3 | 2 | 0 | 3 | 1 | 0 | 14 |
| vs. CSUN | 4-5 | 1-1 | 0-0 | 2/3 | 5 | 3 | 9 | 0 | 1 | 1 | 0 | 9 |
| vs. Montana State | 3-6 | 0-1 | 3-4 | 4/4 | 8 | 4 | 9 | 1 | 2 | 0 | 1 | 25 |
| N.C. Central* | 5-10 | 1-2 | 3-5 | 4/7 | 11 | 3 | 14 | 1 | 0 | 0 | 1 | 27 |
| Hannibal-LaGrange* | 2-4 | 0-0 | 2-2 | 0/4 | 4 | 3 | 6 | 0 | 2 | 1 | 1 | 20 |
| at N.C. Central* | 8-8 | 1-1 | 3-3 | 1/5 | 6 | 3 | 20 | 3 | 1 | 0 | 1 | 26 |
| UMKC* | 5-12 | 0-1 | 4-6 | 5/6 | 11 | 0 | 14 | 2 | 1 | 3 | 1 | 25 |
| at Southern Illinois | | | | | | | | | | | | |
| at Kansas State | | | | | | | | | | | | |
| Bradley | | | | | | | | | | | | |
| at Saint Louis | | | | | | | | | | | | |
| Belmont | | | | | | | | | | | | |
| Tennessee State | | | | | | | | | | | | |
| at Murray State | | | | | | | | | | | | |
| at Austin Peay | | | | | | | | | | | | |
| Morehead State | | | | | | | | | | | | |
| Eastern Kentucky | | | | | | | | | | | | |
| at SIU Edwardsville | | | | | | | | | | | | |
| at Eastern Illinois | | | | | | | | | | | | |
| at Tennessee Tech | | | | | | | | | | | | |
| at Jacksonville State | | | | | | | | | | | | |
| Murray State | | | | | | | | | | | | |
| Austin Peay | | | | | | | | | | | | |
| at Morehead State | | | | | | | | | | | | |
| at UT Martin | | | | | | | | | | | | |
| Eastern Illinois | | | | | | | | | | | | |
| SIU Edwardsville | | | | | | | | | | | | |
| at Eastern Kentucky | | | | | | | | | | | | |
| UT Martin | | | | | | | | | | | | |

* - Game Started

2017-18 SEASON/CAREER-HIGHS

| | | |
|----------------------------|----|------------------------------------|
| Points | 20 | at N.C. Central (12/2/17) |
| Total Rebounds | 11 | 2x, last vs. UMKC (12/6/17) |
| Offensive | 5 | vs. UMKC (12/6/17) |
| Defensive | 7 | vs. N.C. Central (11/26/17) |
| FG Made | 8 | at N.C. Central (12/2/17) |
| FG Attempted | 10 | vs. N.C. Central (11/26/17) |
| 3-Point FG Made | 1 | 3x, last at N.C. Central (12/2/17) |
| 3-Point FG Attempted | 2 | vs. N.C. Central (11/26/17) |
| FT Made | 4 | vs. UMKC (12/6/17) |
| FT Attempted | 6 | vs. UMKC (12/6/17) |
| Assists | 3 | at N.C. Central (12/2/17) |
| Blocks | 3 | vs. UMKC (12/6/17) |
| Steals | 1 | 6x, last vs. UMKC (12/6/17) |
| Minutes | 32 | at Louisiana Tech (11/13/17) |

CAREER STATISTICS AT SOUTHEAST MISSOURI

| Overall | | | | | | | | | | | | | | | | | | | | | |
|-----------------------------------|------|-----|------|--------|------|----------|------|--------|------|-----|-----|-----|-----|----|----|---|----|-----|-----|-----|------|
| Season | G-GS | Min | Avg | FG-FGA | Pct | 3FG-3FGA | Pct | FT-FTA | Pct | Off | Def | Tot | Avg | PF | FO | A | TO | Blk | Stl | Pts | Avg |
| 2017-18 | 9-4 | 192 | 21.3 | 37-60 | .617 | 3-8 | .375 | 18-25 | .720 | 18 | 36 | 54 | 6.0 | 23 | 0 | 9 | 11 | 7 | 6 | 95 | 10.6 |
| Ohio Valley Conference Games Only | | | | | | | | | | | | | | | | | | | | | |
| Season | G-GS | Min | Avg | FG-FGA | Pct | 3FG-3FGA | Pct | FT-FTA | Pct | Off | Def | Tot | Avg | PF | FO | A | TO | Blk | Stl | Pts | Avg |
| 2017-18 | | | | | | | | | | | | | | | | | | | | | |

Southeast Missouri State REDHAWKS

PLAYER PROFILES



KHALIL CUFFEE

Guard
6-4 / 210 / Freshman (1)
Fairburn, Ga.
Langston Hughes

10

Outstanding shooter who also possesses the ability to shot fake and go make plays...Similar to Denzel Mahoney in that he comes into the Southeast program with a college ready body...Will redshirt the 2017-18 campaign.

Prep: Boasted a 14.2 points per game average as a senior at Langston Hughes High School...Averaged double figures in the scoring column each of his final three varsity seasons...Scored a career-best 18.5 points a game as a sophomore...Finished his prep career with 1,372 points, 195 three-pointers made, 261 rebounds, 136 assists, 72 steals and nine blocks... Played a total of 95 career games and shot 45 percent (470-of-1048) from the field...Left Langston Hughes as the school's all-time leading scorer... Played with the Georgia Stars AAU program.

CUFFEE'S GAME-BY-GAME STATISTICS

| 2017-18 | FG | 3P | FT | O/D | REB | E | PTS | A | TO | B | S | M |
|-----------------------|-----|----|----|-----|-----|---|-----|---|----|---|---|---|
| Missouri Baptist | DNP | - | - | - | - | - | - | - | - | - | - | - |
| at Louisiana Tech | DNP | - | - | - | - | - | - | - | - | - | - | - |
| at Evansville | DNP | - | - | - | - | - | - | - | - | - | - | - |
| vs. CSUN | DNP | - | - | - | - | - | - | - | - | - | - | - |
| vs. Montana State | DNP | - | - | - | - | - | - | - | - | - | - | - |
| N.C. Central | DNP | - | - | - | - | - | - | - | - | - | - | - |
| Hannibal-LaGrange | DNP | - | - | - | - | - | - | - | - | - | - | - |
| at N.C. Central | DNP | - | - | - | - | - | - | - | - | - | - | - |
| UMKC | DNP | - | - | - | - | - | - | - | - | - | - | - |
| at Southern Illinois | | | | | | | | | | | | |
| at Kansas State | | | | | | | | | | | | |
| Bradley | | | | | | | | | | | | |
| at Saint Louis | | | | | | | | | | | | |
| Belmont | | | | | | | | | | | | |
| Tennessee State | | | | | | | | | | | | |
| at Murray State | | | | | | | | | | | | |
| at Austin Peay | | | | | | | | | | | | |
| Morehead State | | | | | | | | | | | | |
| Eastern Kentucky | | | | | | | | | | | | |
| at SIU Edwardsville | | | | | | | | | | | | |
| at Eastern Illinois | | | | | | | | | | | | |
| at Tennessee Tech | | | | | | | | | | | | |
| at Jacksonville State | | | | | | | | | | | | |
| Murray State | | | | | | | | | | | | |
| Austin Peay | | | | | | | | | | | | |
| at Morehead State | | | | | | | | | | | | |
| at UT Martin | | | | | | | | | | | | |
| Eastern Illinois | | | | | | | | | | | | |
| SIU Edwardsville | | | | | | | | | | | | |
| at Eastern Kentucky | | | | | | | | | | | | |
| UT Martin | | | | | | | | | | | | |

* - Game Started

2017-18 SEASON/CAREER-HIGHS


| | |
|---------------------------|---|
| Points | - |
| Total Rebounds | - |
| Offensive | - |
| Defensive | - |
| FG Made | - |
| FG Attempted..... | - |
| 3-Point FG Made..... | - |
| 3-Point FG Attempted..... | - |
| FT Made..... | - |
| FT Attempted..... | - |
| Assists | - |
| Blocks..... | - |
| Steals | - |
| Minutes | - |

CAREER STATISTICS AT SOUTHEAST MISSOURI

| | Overall | | | | | | | | | | | | | | | | | | | | |
|---------|-----------------------------------|-----|-----|--------|-----|----------|-----|--------|-----|-----|-----|-----|-----|----|----|---|----|-----|-----|-----|-----|
| Season | G-GS | Min | Avg | FG-FGA | Pct | 3FG-3FGA | Pct | FT-FTA | Pct | Off | Def | Tot | Avg | PF | FO | A | TO | Blk | Stl | Pts | Avg |
| 2017-18 | | | | | | | | | | | | | | | | | | | | | |
| | Ohio Valley Conference Games Only | | | | | | | | | | | | | | | | | | | | |
| Season | G-GS | Min | Avg | FG-FGA | Pct | 3FG-3FGA | Pct | FT-FTA | Pct | Off | Def | Tot | Avg | PF | FO | A | TO | Blk | Stl | Pts | Avg |
| 2017-18 | | | | | | | | | | | | | | | | | | | | | |

Southeast Missouri State REDHAWKS

PLAYER PROFILES



JONATHAN DALTON

Guard

5-10 / 155 / Junior (3)

New Orleans, La. / West Jefferson

Copiah-Lincoln CC

2

2017-18: Scored double figures in two games with a career-high 12 points vs. Montana State (Nov. 22)...Dished out a career-high 10 assists vs. UMKC (12/6)...Did not have a turnover in three of his starts...Averages 4.4 points and 2.1 rebounds a game...Leads the team and ranks third in the Ohio Valley Conference with 52 assists (5.8 per game)...Had five or more assists in eight of nine games.

DALTON'S GAME-BY-GAME STATISTICS

| 2017-18 | FG | 3P | FT | O/D | REB | E | PTS | A | TO | B | S | M |
|-----------------------|-----|-----|-----|-----|-----|---|-----|----|----|---|---|----|
| Missouri Baptist* | 3-3 | 2-2 | 3-4 | 1/1 | 2 | 3 | 11 | 7 | 0 | 0 | 0 | 32 |
| at Louisiana Tech* | 1-2 | 0-0 | 0-0 | 0/1 | 1 | 1 | 2 | 7 | 4 | 0 | 2 | 35 |
| at Evansville* | 2-4 | 0-2 | 0-0 | 2/1 | 3 | 2 | 4 | 5 | 3 | 0 | 3 | 30 |
| vs. CSUN | 0-0 | 0-0 | 0-0 | 0/0 | 0 | 2 | 0 | 5 | 0 | 0 | 0 | 19 |
| vs. Montana State* | 3-4 | 1-1 | 5-6 | 0/2 | 2 | 3 | 12 | 6 | 5 | 0 | 1 | 35 |
| N.C. Central* | 1-3 | 0-1 | 3-4 | 0/3 | 3 | 4 | 5 | 5 | 1 | 0 | 2 | 29 |
| Hannibal-LaGrange* | 0-1 | 0-1 | 0-0 | 1/2 | 3 | 1 | 0 | 2 | 0 | 0 | 2 | 24 |
| at N.C. Central* | 1-2 | 0-1 | 1-2 | 2/1 | 3 | 2 | 3 | 5 | 3 | 0 | 1 | 33 |
| UMKC* | 0-2 | 0-0 | 3-4 | 1/1 | 2 | 2 | 3 | 10 | 2 | 0 | 2 | 34 |
| at Southern Illinois | | | | | | | | | | | | |
| at Kansas State | | | | | | | | | | | | |
| Bradley | | | | | | | | | | | | |
| at Saint Louis | | | | | | | | | | | | |
| Belmont | | | | | | | | | | | | |
| Tennessee State | | | | | | | | | | | | |
| at Murray State | | | | | | | | | | | | |
| at Austin Peay | | | | | | | | | | | | |
| Morehead State | | | | | | | | | | | | |
| Eastern Kentucky | | | | | | | | | | | | |
| at SIU Edwardsville | | | | | | | | | | | | |
| at Eastern Illinois | | | | | | | | | | | | |
| at Tennessee Tech | | | | | | | | | | | | |
| at Jacksonville State | | | | | | | | | | | | |
| Murray State | | | | | | | | | | | | |
| Austin Peay | | | | | | | | | | | | |
| at Morehead State | | | | | | | | | | | | |
| at UT Martin | | | | | | | | | | | | |
| Eastern Illinois | | | | | | | | | | | | |
| SIU Edwardsville | | | | | | | | | | | | |
| at Eastern Kentucky | | | | | | | | | | | | |
| UT Martin | | | | | | | | | | | | |

* - Game Started

2017-18 SEASON-HIGHS

| | | |
|---------------------------|----|---------------------------------------|
| Points..... | 12 | vs. Montana State (11/22/17) |
| Total Rebounds..... | 3 | 4x, last at N.C. Central (12/2/17) |
| Offensive..... | 2 | 2x, last at N.C. Central (12/2/17) |
| Defensive..... | 3 | vs. N.C. Central (11/26/17) |
| FG Made..... | 3 | 2x, last vs. Montana State (11/22/17) |
| FG Attempted..... | 4 | 2x, last vs. Montana State (11/22/17) |
| 3-Point FG Made..... | 2 | vs. Missouri Baptist (11/10/17) |
| 3-Point FG Attempted..... | 2 | 2x, last at Evansville (11/16/17) |
| FT Made..... | 5 | vs. Montana State (11/22/17) |
| FT Attempted..... | 6 | vs. Montana State (11/22/17) |
| Assists..... | 10 | vs. UMKC (12/6/17) |
| Blocks..... | - | - |
| Steals..... | 3 | at Evansville (11/16/17) |
| Minutes..... | 35 | 2x, last vs. Montana State (11/22/17) |

CAREER-HIGHS


| | | |
|---------------------------|----|---------------------------------------|
| Points..... | 12 | vs. Montana State (11/22/17) |
| Total Rebounds..... | 4 | vs. UT Rio Grande Valley (11/22/16) |
| Offensive..... | 2 | 3x, last at N.C. Central (12/2/17) |
| Defensive..... | 3 | vs. N.C. Central (11/26/17) |
| FG Made..... | 4 | at Bradley (11/18/16) |
| FG Attempted..... | 10 | at Bradley (11/18/16) |
| 3-Point FG Made..... | 2 | vs. Missouri Baptist (11/10/17) |
| 3-Point FG Attempted..... | 4 | at Bradley (11/18/16) |
| FT Made..... | 5 | vs. Montana State (11/22/17) |
| FT Attempted..... | 6 | vs. Montana State (11/22/17) |
| Assists..... | 10 | vs. UMKC (12/6/17) |
| Blocks..... | - | - |
| Steals..... | 3 | at Evansville (11/16/17) |
| Minutes..... | 35 | 2x, last vs. Montana State (11/22/17) |

CAREER STATISTICS AT SOUTHEAST MISSOURI

| Overall | | | | | | | | | | | | | | | | | | | | | |
|-----------------------------------|------|-----|------|--------|------|----------|------|--------|------|-----|-----|-----|-----|----|----|----|----|-----|-----|-----|-----|
| Season | G-GS | Min | Avg | FG-FGA | Pct | 3FG-3FGA | Pct | FT-FTA | Pct | Off | Def | Tot | Avg | PF | FO | A | TO | Blk | Stl | Pts | Avg |
| 2016-17 | 30-1 | 388 | 12.9 | 20-60 | .333 | 5-21 | .238 | 9-14 | .643 | 6 | 19 | 25 | 0.8 | 34 | 0 | 41 | 32 | 0 | 11 | 54 | 1.8 |
| 2017-18 | 9-8 | 271 | 30.1 | 11-21 | .524 | 3-8 | .375 | 15-20 | .750 | 7 | 12 | 19 | 2.1 | 20 | 0 | 52 | 18 | 0 | 13 | 40 | 4.4 |
| Total | 39-9 | 659 | 16.9 | 31-81 | .383 | 8-29 | .276 | 24-34 | .706 | 13 | 31 | 44 | 1.1 | 54 | 0 | 93 | 50 | 0 | 24 | 94 | 2.4 |
| Ohio Valley Conference Games Only | | | | | | | | | | | | | | | | | | | | | |
| Season | G-GS | Min | Avg | FG-FGA | Pct | 3FG-3FGA | Pct | FT-FTA | Pct | Off | Def | Tot | Avg | PF | FO | A | TO | Blk | Stl | Pts | Avg |
| 2016-17 | 16-1 | 201 | 12.6 | 10-21 | .476 | 4-9 | .444 | 4-6 | .667 | 1 | 9 | 10 | 0.6 | 17 | 0 | 20 | 18 | 0 | 6 | 28 | 1.8 |
| 2017-18 | | | | | | | | | | | | | | | | | | | | | |
| Total | | | | | | | | | | | | | | | | | | | | | |

Southeast Missouri State REDHAWKS

PLAYER PROFILES



DONDRE DUFFUS

Guard

6-3 / 183 / Junior (4)

Palm Beach, Fla. / Boyd Anderson

St. Petersburg College

1

2017-18: Missed the first three weeks of the season due to a medical procedure he underwent on Nov. 7...Was cleared to play on Nov. 27...Scored six points in 10 minutes during his first action of the season vs. UMKC (12/6)...It was the first game he played since Nov. 22, 2016.

DUFFUS' GAME-BY-GAME STATISTICS

| 2017-18 | FG | 3P | FT | O/D | REB | E | PTS | A | TO | B | S | M |
|-----------------------|-----|-----|-----|-----|-----|---|-----|---|----|---|---|----|
| Missouri Baptist | DNP | - | - | - | - | - | - | - | - | - | - | - |
| at Louisiana Tech | DNP | - | - | - | - | - | - | - | - | - | - | - |
| at Evansville | DNP | - | - | - | - | - | - | - | - | - | - | - |
| vs. CSUN | DNP | - | - | - | - | - | - | - | - | - | - | - |
| vs. Montana State | DNP | - | - | - | - | - | - | - | - | - | - | - |
| N.C. Central | DNP | - | - | - | - | - | - | - | - | - | - | - |
| Hannibal-LaGrange | DNP | - | - | - | - | - | - | - | - | - | - | - |
| at N.C. Central | DNP | - | - | - | - | - | - | - | - | - | - | - |
| UMKC | 2-5 | 0-1 | 2-2 | 0/0 | 0 | 1 | 6 | 2 | 0 | 0 | 0 | 10 |
| at Southern Illinois | | | | | | | | | | | | |
| at Kansas State | | | | | | | | | | | | |
| Bradley | | | | | | | | | | | | |
| at Saint Louis | | | | | | | | | | | | |
| Belmont | | | | | | | | | | | | |
| Tennessee State | | | | | | | | | | | | |
| at Murray State | | | | | | | | | | | | |
| at Austin Peay | | | | | | | | | | | | |
| Morehead State | | | | | | | | | | | | |
| Eastern Kentucky | | | | | | | | | | | | |
| at SIU Edwardsville | | | | | | | | | | | | |
| at Eastern Illinois | | | | | | | | | | | | |
| at Tennessee Tech | | | | | | | | | | | | |
| at Jacksonville State | | | | | | | | | | | | |
| Murray State | | | | | | | | | | | | |
| Austin Peay | | | | | | | | | | | | |
| at Morehead State | | | | | | | | | | | | |
| at UT Martin | | | | | | | | | | | | |
| Eastern Illinois | | | | | | | | | | | | |
| SIU Edwardsville | | | | | | | | | | | | |
| at Eastern Kentucky | | | | | | | | | | | | |
| UT Martin | | | | | | | | | | | | |

* - Game Started

2017-18 SEASON-HIGHS

| | | |
|----------------------------|----|--------------------|
| Points | 6 | vs. UMKC (12/6/17) |
| Total Rebounds | - | - |
| Offensive | - | - |
| Defensive | - | - |
| FG Made | 2 | vs. UMKC (12/6/17) |
| FG Attempted | 5 | vs. UMKC (12/6/17) |
| 3-Point FG Made | - | - |
| 3-Point FG Attempted | 1 | vs. UMKC (12/6/17) |
| FT Made | 2 | vs. UMKC (12/6/17) |
| FT Attempted | 2 | vs. UMKC (12/6/17) |
| Assists | 2 | vs. UMKC (12/6/17) |
| Blocks | - | - |
| Steals | - | - |
| Minutes | 10 | vs. UMKC (12/6/17) |

CAREER-HIGHS


| | | |
|----------------------------|----|---|
| Points | 12 | vs. Hannibal-LaGrange (11/13/16) |
| Total Rebounds | 4 | at Western Illinois (11/16/16) |
| Offensive | 1 | 2x, last at Western Illinois (11/16/16) |
| Defensive | 3 | 2x, last at Bradley (11/18/16) |
| FG Made | 5 | 2x, last at Bradley (11/18/16) |
| FG Attempted | 7 | 2x, last at Bradley (11/18/16) |
| 3-Point FG Made | - | - |
| 3-Point FG Attempted | 1 | at Illinois (11/11/16) |
| FT Made | 4 | at Western Illinois (11/16/16) |
| FT Attempted | 6 | at Western Illinois (11/16/16) |
| Assists | 3 | 2x, last vs. Hannibal-LaGrange (11/13/16) |
| Blocks | 1 | 2x, last vs. Bradley (11/18/16) |
| Steals | 4 | vs. Hannibal-LaGrange (11/13/16) |
| Minutes | 22 | at Bradley (11/18/16) |

CAREER STATISTICS AT SOUTHEAST MISSOURI

| Overall | | | | | | | | | | | | | | | | | | | | | |
|-----------------------------------|------|-----|------|--------|------|----------|------|--------|-------|-----|-----|-----|-----|----|----|---|----|-----|-----|-----|-----|
| Season | G-GS | Min | Avg | FG-FGA | Pct | 3FG-3FGA | Pct | FT-FTA | Pct | Off | Def | Tot | Avg | PF | FO | A | TO | Blk | Stl | Pts | Avg |
| 2016-17 | 5-3 | 103 | 20.6 | 13-27 | .481 | 0-1 | .000 | 8-10 | .800 | 2 | 9 | 11 | 2.2 | 9 | 0 | 6 | 7 | 2 | 7 | 34 | 6.8 |
| 2017-18 | 1-0 | 10 | 10.0 | 2-5 | .400 | 0-1 | .000 | 2-2 | 1.000 | 0 | 0 | 0 | 0.0 | 1 | 0 | 2 | 0 | 0 | 0 | 6 | 6.0 |
| Total | 6-3 | 113 | 18.8 | 15-32 | .469 | 0-2 | .000 | 10-12 | .833 | 2 | 9 | 11 | 1.8 | 10 | 0 | 8 | 7 | 2 | 7 | 40 | 6.7 |
| Ohio Valley Conference Games Only | | | | | | | | | | | | | | | | | | | | | |
| Season | G-GS | Min | Avg | FG-FGA | Pct | 3FG-3FGA | Pct | FT-FTA | Pct | Off | Def | Tot | Avg | PF | FO | A | TO | Blk | Stl | Pts | Avg |
| 2017-18 | | | | | | | | | | | | | | | | | | | | | |

Southeast Missouri State REDHAWKS

PLAYER PROFILES



ISAIAH GABLE

Forward
6-7 / 195 / Freshman (1)
Greenville, Ohio
Greenville

13

2017-18: Appeared in his first NCAA Division I game vs. Missouri Baptist (11/10)...Saw action in six games off the bench...Averages 3.6 points and two rebounds a game...Scored a season-high nine points on a perfect 3-of-3 three-pointers in 12 minutes at N.C. Central (12/2)...Dropped in eight points and grabbed 10 rebounds in a season-high 19 minutes vs. Hannibal-LaGrange (11/28).

Prep: Averaged 21.2 points, 7.4 rebounds and 3.1 assists as Greenville High School's top scorer as a senior...Garnered First-Team Great Western Ohio Conference honors and was a Third-Team Southwest Ohio All-District selection...Earned Division I Academic All-Ohio accolades...Four-year letterman who finished his prep career with 136 three-pointers, most in Greenville High School history...Accumulated a total of 1,184 points which were good for third-most on the school's all-time scoring list.

GABLE'S GAME-BY-GAME STATISTICS

| 2017-18 | FG | 3P | FT | O/D | REB | E | PTS | A | TO | B | S | M |
|-----------------------|-----|-----|-----|------|-----|---|-----|---|----|---|---|----|
| Missouri Baptist | 1-3 | 0-2 | 0-0 | 0/0 | 0 | 2 | 2 | 1 | 1 | 0 | 0 | 11 |
| at Louisiana Tech | DNP | - | - | - | - | - | - | - | - | - | - | - |
| at Evansville | 1-3 | 0-1 | 0-0 | 0/2 | 2 | 1 | 2 | 1 | 0 | 0 | 0 | 13 |
| vs. CSUN | 0-2 | 0-2 | 1-2 | 0/2 | 2 | 1 | 1 | 1 | 1 | 0 | 0 | 10 |
| vs. Montana State | DNP | - | - | - | - | - | - | - | - | - | - | - |
| N.C. Central | 0-0 | 0-0 | 0-0 | 0/0 | 0 | 0 | 0 | 0 | 0 | 0 | 0 | 0+ |
| Hannibal-LaGrange | 2-4 | 1-3 | 3-4 | 0/10 | 10 | 2 | 8 | 0 | 2 | 0 | 0 | 19 |
| at N.C. Central | 3-3 | 3-3 | 0-0 | 0/0 | 0 | 1 | 9 | 0 | 0 | 0 | 0 | 12 |
| UMKC | 1-2 | 1-1 | 0-0 | 0/0 | 0 | 0 | 3 | 0 | 0 | 0 | 0 | 9 |
| at Southern Illinois | | | | | | | | | | | | |
| at Kansas State | | | | | | | | | | | | |
| Bradley | | | | | | | | | | | | |
| at Saint Louis | | | | | | | | | | | | |
| Belmont | | | | | | | | | | | | |
| Tennessee State | | | | | | | | | | | | |
| at Murray State | | | | | | | | | | | | |
| at Austin Peay | | | | | | | | | | | | |
| Morehead State | | | | | | | | | | | | |
| Eastern Kentucky | | | | | | | | | | | | |
| at SIU Edwardsville | | | | | | | | | | | | |
| at Eastern Illinois | | | | | | | | | | | | |
| at Tennessee Tech | | | | | | | | | | | | |
| at Jacksonville State | | | | | | | | | | | | |
| Murray State | | | | | | | | | | | | |
| Austin Peay | | | | | | | | | | | | |
| at Morehead State | | | | | | | | | | | | |
| at UT Martin | | | | | | | | | | | | |
| Eastern Illinois | | | | | | | | | | | | |
| SIU Edwardsville | | | | | | | | | | | | |
| at Eastern Kentucky | | | | | | | | | | | | |
| UT Martin | | | | | | | | | | | | |

* - Game Started

2017-18 SEASON/CAREER-HIGHS


| | | |
|----------------------------|----|--|
| Points | 9 | at N.C. Central (12/2/17) |
| Total Rebounds | 10 | vs. Hannibal-LaGrange (11/28/17) |
| Offensive | - | - |
| Defensive | 10 | vs. Hannibal-LaGrange (11/28/17) |
| FG Made | 3 | at N.C. Central (12/2/17) |
| FG Attempted | 4 | vs. Hannibal-LaGrange (11/28/17) |
| 3-Point FG Made | 3 | at N.C. Central (12/2/17) |
| 3-Point FG Attempted | 3 | 2x, last at N.C. Central (12/2/17) |
| FT Made | 3 | vs. Hannibal-LaGrange (11/28/17) |
| FT Attempted | 4 | vs. Hannibal-LaGrange (11/28/17) |
| Assists | 1 | 3x, last vs. Cal State Northridge (11/21/17) |
| Blocks | - | - |
| Steals | - | - |
| Minutes | 19 | vs. Hannibal-LaGrange (11/28/17) |

CAREER STATISTICS AT SOUTHEAST MISSOURI

| Overall | | | | | | | | | | | | | | | | | | | | | |
|-----------------------------------|------|-----|------|--------|------|----------|------|--------|------|-----|-----|-----|-----|----|----|---|----|-----|-----|-----|-----|
| Season | G-GS | Min | Avg | FG-FGA | Pct | 3FG-3FGA | Pct | FT-FTA | Pct | Off | Def | Tot | Avg | PF | FO | A | TO | Blk | Stl | Pts | Avg |
| 2017-18 | 7-0 | 74 | 10.6 | 8-17 | .471 | 5-12 | .417 | 4-6 | .667 | 0 | 14 | 14 | 2.0 | 7 | 0 | 3 | 4 | 0 | 0 | 25 | 3.6 |
| Ohio Valley Conference Games Only | | | | | | | | | | | | | | | | | | | | | |
| Season | G-GS | Min | Avg | FG-FGA | Pct | 3FG-3FGA | Pct | FT-FTA | Pct | Off | Def | Tot | Avg | PF | FO | A | TO | Blk | Stl | Pts | Avg |
| 2017-18 | | | | | | | | | | | | | | | | | | | | | |

Southeast Missouri State REDHAWKS

PLAYER PROFILES



SKYLER HOGAN

Guard

6-3 / 180 / Sophomore (3)

Melbourne, Fla. / Holy Trinity

Episcopal / Embry-Riddle

22

Elite and efficient scorer in a very challenging conference at Embry-Riddle, which completed the transition from NAIA to NCAA Division II membership in July...A 4-4 transfer who will sit out the 2017-18 season...Has two years of eligibility remaining.

Embry-Riddle: Played the last two seasons at Embry-Riddle...Led the Eagles with 18.8 points and 8.2 rebounds per game in 2016-17...Was also the team's top 3-point shooter with a 42.8 percent (71-of-166) clip...Scored double figures a total of 21 times with a career-best 40 points in the season-finale against Barry University...Averaged 6.1 points and 5.2 rebounds in 26 games and two starts as a freshman...Notched a season-high 13 points against Palm Beach Atlantic and recorded 13 points and 11 rebounds for his first career double-double vs. Saint Leo that year.

Prep: Graduated from Holy Trinity Episcopal Academy...Led Holy Trinity to the FHSAA 4A State Semifinals as a senior, averaging 17.2 points, nine rebounds, three assists and two steals...Helped lead the Tigers to a 26-4 record as a junior.


HOGAN'S GAME-BY-GAME STATISTICS

| 2017-18 | FG | 3P | FT | O/D | REB | E | PTS | A | TO | B | S | M |
|-----------------------|-----|----|----|-----|-----|---|-----|---|----|---|---|---|
| Missouri Baptist | DNP | - | - | - | - | - | - | - | - | - | - | - |
| at Louisiana Tech | DNP | - | - | - | - | - | - | - | - | - | - | - |
| at Evansville | DNP | - | - | - | - | - | - | - | - | - | - | - |
| vs. CSUN | DNP | - | - | - | - | - | - | - | - | - | - | - |
| vs. Montana State | DNP | - | - | - | - | - | - | - | - | - | - | - |
| N.C. Central | DNP | - | - | - | - | - | - | - | - | - | - | - |
| Hannibal-LaGrange | DNP | - | - | - | - | - | - | - | - | - | - | - |
| at N.C. Central | DNP | - | - | - | - | - | - | - | - | - | - | - |
| UMKC | DNP | - | - | - | - | - | - | - | - | - | - | - |
| at Southern Illinois | | | | | | | | | | | | |
| at Kansas State | | | | | | | | | | | | |
| Bradley | | | | | | | | | | | | |
| at Saint Louis | | | | | | | | | | | | |
| Belmont | | | | | | | | | | | | |
| Tennessee State | | | | | | | | | | | | |
| at Murray State | | | | | | | | | | | | |
| at Austin Peay | | | | | | | | | | | | |
| Morehead State | | | | | | | | | | | | |
| Eastern Kentucky | | | | | | | | | | | | |
| at SIU Edwardsville | | | | | | | | | | | | |
| at Eastern Illinois | | | | | | | | | | | | |
| at Tennessee Tech | | | | | | | | | | | | |
| at Jacksonville State | | | | | | | | | | | | |
| Murray State | | | | | | | | | | | | |
| Austin Peay | | | | | | | | | | | | |
| at Morehead State | | | | | | | | | | | | |
| at UT Martin | | | | | | | | | | | | |
| Eastern Illinois | | | | | | | | | | | | |
| SIU Edwardsville | | | | | | | | | | | | |
| at Eastern Kentucky | | | | | | | | | | | | |
| UT Martin | | | | | | | | | | | | |

* - Game Started

Southeast Missouri State REDHAWKS

PLAYER PROFILES



RAY KOWALSKI

Guard

6-3 / 195 / Freshman (2)

Concord, N.C.

Concord

3

2017-18: Scored double figures for the first time in his career when he finished with 12 points at Louisiana Tech (11/13)...Buried three 3-pointers in 22 minutes against the Bulldogs...Averages 6.3 points and 1.6 rebounds per contest in nine games and five starts...Scored two points and had one assist in his first career start vs. Missouri Baptist (11/10)...Pitched in 10 points for his second double figure scoring game vs. Cal State Northridge (Nov. 21)...Dropped in a season-high 16 points and buried a season-best 4-of-5 threes vs. UMKC (12/6).

KOWALSKI'S GAME-BY-GAME STATISTICS

| 2017-18 | FG | 3P | FT | Q/D | REB | E | PTS | A | TO | B | S | M |
|-----------------------|------|-----|-----|-----|-----|---|-----|---|----|---|---|----|
| Missouri Baptist* | 1-6 | 0-1 | 0-0 | 0/0 | 0 | 3 | 2 | 1 | 1 | 0 | 1 | 16 |
| at Louisiana Tech* | 4-10 | 3-5 | 1-1 | 1/1 | 2 | 1 | 12 | 1 | 0 | 0 | 0 | 22 |
| at Evansville* | 2-4 | 1-2 | 0-0 | 0/3 | 3 | 2 | 5 | 0 | 4 | 0 | 0 | 25 |
| vs. CSUN* | 4-12 | 2-7 | 0-0 | 0/1 | 1 | 0 | 10 | 1 | 0 | 0 | 1 | 29 |
| vs. Montana State* | 1-4 | 0-2 | 1-1 | 0/0 | 0 | 2 | 3 | 1 | 2 | 0 | 0 | 18 |
| N.C. Central | 1-2 | 0-1 | 2-2 | 0/1 | 1 | 0 | 4 | 1 | 1 | 0 | 0 | 16 |
| Hannibal-LaGrange | 1-5 | 0-3 | 0-0 | 0/1 | 1 | 1 | 2 | 1 | 1 | 0 | 1 | 17 |
| at N.C. Central | 1-3 | 1-2 | 0-0 | 1/2 | 3 | 2 | 3 | 1 | 1 | 0 | 0 | 16 |
| UMKC | 5-7 | 4-5 | 2-2 | 1/2 | 3 | 1 | 16 | 1 | 0 | 0 | 0 | 25 |
| at Southern Illinois | | | | | | | | | | | | |
| at Kansas State | | | | | | | | | | | | |
| Bradley | | | | | | | | | | | | |
| at Saint Louis | | | | | | | | | | | | |
| Belmont | | | | | | | | | | | | |
| Tennessee State | | | | | | | | | | | | |
| at Murray State | | | | | | | | | | | | |
| at Austin Peay | | | | | | | | | | | | |
| Morehead State | | | | | | | | | | | | |
| Eastern Kentucky | | | | | | | | | | | | |
| at SIU Edwardsville | | | | | | | | | | | | |
| at Eastern Illinois | | | | | | | | | | | | |
| at Tennessee Tech | | | | | | | | | | | | |
| at Jacksonville State | | | | | | | | | | | | |
| Murray State | | | | | | | | | | | | |
| Austin Peay | | | | | | | | | | | | |
| at Morehead State | | | | | | | | | | | | |
| at UT Martin | | | | | | | | | | | | |
| Eastern Illinois | | | | | | | | | | | | |
| SIU Edwardsville | | | | | | | | | | | | |
| at Eastern Kentucky | | | | | | | | | | | | |
| UT Martin | | | | | | | | | | | | |

* - Game Started

2017-18 SEASON/CAREER-HIGHS


| | | |
|----------------------------|----|---|
| Points | 16 | vs. UMKC (12/6/17) |
| Total Rebounds | 3 | 3x, last vs. UMKC (12/6/17) |
| Offensive | 1 | 3x, last vs. UMKC (12/6/17) |
| Defensive | 3 | at Evansville (11/16/17) |
| FG Made | 5 | vs. UMKC (12/6/17) |
| FG Attempted | 12 | vs. Cal State Northridge (11/21/17) |
| 3-Point FG Made | 4 | vs. UMKC (12/6/17) |
| 3-Point FG Attempted | 5 | 2x, last vs. UMKC (12/6/17) |
| FT Made | 2 | 2x, last vs. UMKC (12/6/17) |
| FT Attempted | 2 | 2x, last vs. UMKC (12/6/17) |
| Assists | 1 | 8x, last vs. UMKC (12/6/17) |
| Blocks | - | - |
| Steals | 1 | 3x, last vs. Hannibal-LaGrange (11/28/17) |
| Minutes | 29 | vs. Cal State Northridge (11/21/17) |

CAREER STATISTICS AT SOUTHEAST MISSOURI

| Overall | | | | | | | | | | | | | | | | | | | | | |
|-----------------------------------|------|------------|------|--------|------|----------|------|--------|-------|-----|-----|-----|-----|----|----|---|----|-----|-----|-----|-----|
| Season | G-GS | Min | Avg | FG-FGA | Pct | 3FG-3FGA | Pct | FT-FTA | Pct | Off | Def | Tot | Avg | PF | FO | A | TO | Blk | Stl | Pts | Avg |
| 2016-17 | - | Redshirted | - | - | - | - | - | - | - | - | - | - | - | - | - | - | - | - | - | - | - |
| 2017-18 | 9-5 | 184 | 20.4 | 20-53 | .377 | 11-28 | .393 | 6-6 | 1.000 | 3 | 11 | 14 | 1.6 | 12 | 0 | 8 | 10 | 0 | 3 | 57 | 6.3 |
| Total | 9-5 | 184 | 20.4 | 20-53 | .377 | 11-28 | .393 | 6-6 | 1.000 | 3 | 11 | 14 | 1.6 | 12 | 0 | 8 | 10 | 0 | 3 | 57 | 6.3 |
| Ohio Valley Conference Games Only | | | | | | | | | | | | | | | | | | | | | |
| Season | G-GS | Min | Avg | FG-FGA | Pct | 3FG-3FGA | Pct | FT-FTA | Pct | Off | Def | Tot | Avg | PF | FO | A | TO | Blk | Stl | Pts | Avg |
| 2016-17 | - | Redshirted | - | - | - | - | - | - | - | - | - | - | - | - | - | - | - | - | - | - | - |
| 2017-18 | | | | | | | | | | | | | | | | | | | | | |
| Total | | | | | | | | | | | | | | | | | | | | | |

Southeast Missouri State REDHAWKS

PLAYER PROFILES



MARK LAROS

Center

6-10 / 223 / Junior (3)

Hengelo, Netherlands/Montessori

College Twente / Mineral Area

42

2017-18: Was recently diagnosed with mononucleosis and is expected to miss at least three weeks...Ranks second on the team with 4.9 rebounds per game and is scoring 5.6 points per contest in seven games and five starts... Narrowly missed a double-double with nine points and nine rebounds in his first career start vs. Missouri Baptist (11/10)...Made a near-perfect 4-of-5 field goals and added a block...Played 27 minutes in his first career game at Southeast...Is shooting 63 percent (17-of-27) from the field...Grabbed nine rebounds in two of his starts...Scored double figures for the first time in his career when he finished with 10 points vs. Hannibal-LaGrange (11/28).

LAROS' GAME-BY-GAME STATISTICS

| 2017-18 | FG | 3P | FT | O/D | REB | E | PTS | A | TO | B | S | M |
|-----------------------|-----|-----|-----|-----|-----|---|-----|---|----|---|---|----|
| Missouri Baptist* | 4-5 | 0-0 | 1-1 | 4/5 | 9 | 2 | 9 | 0 | 3 | 1 | 1 | 27 |
| at Louisiana Tech* | 2-4 | 0-0 | 1-1 | 4/0 | 4 | 1 | 5 | 0 | 1 | 1 | 1 | 13 |
| at Evansville* | 0-0 | 0-0 | 1-2 | 0/0 | 0 | 3 | 1 | 0 | 2 | 1 | 0 | 13 |
| vs. CSUN* | 4-9 | 0-0 | 0-0 | 4/5 | 9 | 2 | 8 | 1 | 3 | 1 | 0 | 24 |
| vs. Montana State* | 1-1 | 0-0 | 0-0 | 1/2 | 3 | 1 | 2 | 0 | 0 | 1 | 0 | 14 |
| N.C. Central | 1-2 | 0-0 | 2-2 | 2/2 | 4 | 0 | 4 | 1 | 0 | 0 | 1 | 13 |
| Hannibal-LaGrange | 5-6 | 0-0 | 0-2 | 3/2 | 5 | 1 | 10 | 0 | 0 | 1 | 1 | 20 |
| at N.C. Central | DNP | - | - | - | - | - | - | - | - | - | - | - |
| UMKC | DNP | - | - | - | - | - | - | - | - | - | - | - |
| at Southern Illinois | | | | | | | | | | | | |
| at Kansas State | | | | | | | | | | | | |
| Bradley | | | | | | | | | | | | |
| at Saint Louis | | | | | | | | | | | | |
| Belmont | | | | | | | | | | | | |
| Tennessee State | | | | | | | | | | | | |
| at Murray State | | | | | | | | | | | | |
| at Austin Peay | | | | | | | | | | | | |
| Morehead State | | | | | | | | | | | | |
| Eastern Kentucky | | | | | | | | | | | | |
| at SIU Edwardsville | | | | | | | | | | | | |
| at Eastern Illinois | | | | | | | | | | | | |
| at Tennessee Tech | | | | | | | | | | | | |
| at Jacksonville State | | | | | | | | | | | | |
| Murray State | | | | | | | | | | | | |
| Austin Peay | | | | | | | | | | | | |
| at Morehead State | | | | | | | | | | | | |
| at UT Martin | | | | | | | | | | | | |
| Eastern Illinois | | | | | | | | | | | | |
| SIU Edwardsville | | | | | | | | | | | | |
| at Eastern Kentucky | | | | | | | | | | | | |
| UT Martin | | | | | | | | | | | | |

* - Game Started

2017-18 SEASON/CAREER-HIGHS


| | | |
|---------------------------|----|--|
| Points | 10 | vs. Hannibal-LaGrange (11/28/17) |
| Total Rebounds | 9 | vs. Missouri Baptist (11/10/17) |
| Offensive | 4 | 3x, last vs. Cal State Northridge (11/21/17) |
| Defensive | 5 | 2x, last vs. Cal State Northridge (11/21/17) |
| FG Made | 5 | vs. Hannibal-LaGrange (11/28/17) |
| FG Attempted..... | 9 | vs. Cal State Northridge (11/21/17) |
| 3-Point FG Made..... | - | - |
| 3-Point FG Attempted..... | - | - |
| FT Made..... | 2 | vs. N.C. Central (11/26/17) |
| FT Attempted..... | 2 | 3x, last vs. Hannibal-LaGrange (11/28/17) |
| Assists | 1 | 2x, last vs. N.C. Central (11/26/17) |
| Blocks..... | 1 | 4x, last vs. Hannibal-LaGrange (11/28/17) |
| Steals..... | 1 | 7x, last vs. Hannibal-LaGrange (11/28/17) |
| Minutes | 27 | vs. Missouri Baptist (11/10/17) |

CAREER STATISTICS AT SOUTHEAST MISSOURI

| Overall | | | | | | | | | | | | | | | | | | | | | |
|-----------------------------------|------|-----|------|--------|------|----------|------|--------|------|-----|-----|-----|-----|----|----|---|----|-----|-----|-----|-----|
| Season | G-GS | Min | Avg | FG-FGA | Pct | 3FG-3FGA | Pct | FT-FTA | Pct | Off | Def | Tot | Avg | PF | FO | A | TO | Blk | Stl | Pts | Avg |
| 2017-18 | 7-5 | 124 | 17.7 | 17-27 | .630 | 0-0 | .000 | 5-8 | .625 | 18 | 16 | 34 | 4.9 | 10 | 0 | 2 | 9 | 6 | 4 | 39 | 5.6 |
| Ohio Valley Conference Games Only | | | | | | | | | | | | | | | | | | | | | |
| Season | G-GS | Min | Avg | FG-FGA | Pct | 3FG-3FGA | Pct | FT-FTA | Pct | Off | Def | Tot | Avg | PF | FO | A | TO | Blk | Stl | Pts | Avg |
| 2017-18 | | | | | | | | | | | | | | | | | | | | | |

Southeast Missouri State REDHAWKS

PLAYER PROFILES



DONNIE LEWIS

Guard

6-1 / 170 / Junior (3)

Lexington, Ky. / Paul Dunbar

Spalding University

15

2017-18: Walk-on who played in his first career game vs. Missouri Baptist (11/10)...Tallied five minutes off the bench...Dished out a career-high three assists at Louisiana Tech (11/13)...Appeared in all nine games...Logged a season-high 12 minutes vs. Cal State Northridge (11/21)...Scored his first career point on a free throw vs. N.C. Central (11/26)...Dished out a season-high three assists at Louisiana Tech (11/13) and vs. Hannibal-LaGrange (11/28)...Grabbed two rebounds vs. UMKC (12/6).

LEWIS' GAME-BY-GAME STATISTICS

| 2017-18 | FG | 3P | FT | Q/D | REB | E | PTS | A | TO | B | S | M |
|-----------------------|-----|-----|-----|-----|-----|---|-----|---|----|---|---|----|
| Missouri Baptist | 0-0 | 0-0 | 0-0 | 0/0 | 0 | 0 | 0 | 0 | 0 | 0 | 0 | 5 |
| at Louisiana Tech | 0-0 | 0-0 | 0-0 | 0/0 | 0 | 4 | 0 | 3 | 0 | 0 | 0 | 9 |
| at Evansville | 0-0 | 0-0 | 0-0 | 0/0 | 0 | 2 | 0 | 0 | 0 | 0 | 1 | 10 |
| vs. CSUN | 0-0 | 0-0 | 0-0 | 0/1 | 1 | 2 | 0 | 1 | 0 | 0 | 0 | 12 |
| vs. Montana State | 0-1 | 0-1 | 0-0 | 0/1 | 1 | 1 | 0 | 0 | 0 | 0 | 0 | 5 |
| N.C. Central | 0-0 | 0-0 | 1-2 | 1/0 | 1 | 0 | 1 | 0 | 0 | 0 | 0 | 9 |
| Hannibal-LaGrange | 0-0 | 0-0 | 0-0 | 0/0 | 0 | 0 | 0 | 3 | 1 | 0 | 2 | 16 |
| at N.C. Central | 0-0 | 0-0 | 0-0 | 1/0 | 1 | 1 | 0 | 1 | 0 | 0 | 0 | 7 |
| UMKC | 0-0 | 0-0 | 0-0 | 1/1 | 2 | 1 | 0 | 0 | 0 | 0 | 0 | 6 |
| at Southern Illinois | | | | | | | | | | | | |
| at Kansas State | | | | | | | | | | | | |
| Bradley | | | | | | | | | | | | |
| at Saint Louis | | | | | | | | | | | | |
| Belmont | | | | | | | | | | | | |
| Tennessee State | | | | | | | | | | | | |
| at Murray State | | | | | | | | | | | | |
| at Austin Peay | | | | | | | | | | | | |
| Morehead State | | | | | | | | | | | | |
| Eastern Kentucky | | | | | | | | | | | | |
| at SIU Edwardsville | | | | | | | | | | | | |
| at Eastern Illinois | | | | | | | | | | | | |
| at Tennessee Tech | | | | | | | | | | | | |
| at Jacksonville State | | | | | | | | | | | | |
| Murray State | | | | | | | | | | | | |
| Austin Peay | | | | | | | | | | | | |
| at Morehead State | | | | | | | | | | | | |
| at UT Martin | | | | | | | | | | | | |
| Eastern Illinois | | | | | | | | | | | | |
| SIU Edwardsville | | | | | | | | | | | | |
| at Eastern Kentucky | | | | | | | | | | | | |
| UT Martin | | | | | | | | | | | | |

* - Game Started

2017-18 SEASON/CAREER-HIGHS


| | | |
|---------------------------|----|---|
| Points | 1 | vs. N.C. Central (11/26/17) |
| Total Rebounds | 2 | vs. UMKC (12/6/17) |
| Offensive | 1 | 2x, last vs. UMKC (12/6/17) |
| Defensive | 1 | 3x, last vs. UMKC (12/6/17) |
| FG Made | - | - |
| FG Attempted..... | 1 | vs. Montana State (11/22/17) |
| 3-Point FG Made..... | - | - |
| 3-Point FG Attempted..... | 1 | vs. Montana State (11/22/17) |
| FT Made..... | 1 | vs. N.C. Central (11/26/17) |
| FT Attempted..... | 2 | vs. N.C. Central (11/26/17) |
| Assists..... | 3 | 2x, last vs. Hannibal-LaGrange (11/28/17) |
| Blocks..... | - | - |
| Steals..... | 2 | vs. Hannibal-LaGrange (11/28/17) |
| Minutes | 16 | vs. Hannibal-LaGrange (11/28/17) |

CAREER STATISTICS AT SOUTHEAST MISSOURI

| Overall | | | | | | | | | | | | | | | | | | | | | |
|-----------------------------------|------|-----|-----|--------|------|----------|------|--------|------|-----|-----|-----|-----|----|----|---|----|-----|-----|-----|-----|
| Season | G-GS | Min | Avg | FG-FGA | Pct | 3FG-3FGA | Pct | FT-FTA | Pct | Off | Def | Tot | Avg | PF | FO | A | TO | Blk | Stl | Pts | Avg |
| 2017-18 | 9-0 | 79 | 8.8 | 0-1 | .000 | 0-1 | .000 | 1-2 | .500 | 3 | 3 | 6 | 0.7 | 11 | 0 | 8 | 1 | 0 | 3 | 1 | 0.1 |
| Ohio Valley Conference Games Only | | | | | | | | | | | | | | | | | | | | | |
| Season | G-GS | Min | Avg | FG-FGA | Pct | 3FG-3FGA | Pct | FT-FTA | Pct | Off | Def | Tot | Avg | PF | FO | A | TO | Blk | Stl | Pts | Avg |
| 2017-18 | | | | | | | | | | | | | | | | | | | | | |

Southeast Missouri State REDHAWKS

PLAYER PROFILES



DENZEL MAHONEY

Guard/Forward
6-4 / 213 / Sophomore (2)
Oviedo, Fla.
Hagerty

34

Southeast's only returning starter...Started 42 consecutive games...Scored double figures in 19 of his last 20 contests dating back to last season.

2017-18: Preseason All-Ohio Valley Conference selection...Named to the Mayan Division Cancun Challenge All-Tournament Team...Opened the season with a game-high 21 points, grabbed two rebounds, dished out one assist and had a block in 32 minutes vs. Missouri Baptist (11/10)...Made a perfect 11-of-11 free throws in that game...Three days later, he dropped in 25 points and had seven rebounds at Louisiana Tech (11/13)...Leads the Redhawks and the Ohio Valley Conference in scoring with 19.1 points per contest...Is ninth in the league in free throw percentage (.833), tied for 12th in 3-point field goal percentage (.433) and 21st in minutes played (28.9)...Poured in a career-high 27 points vs. Montana State (11/22) and vs. Hannibal-LaGrange (11/28)...Made a combined 7-of-8 three-pointers in his last three starts...Buried a big 3-pointer with 36 seconds left after UMKC pulled to within two points.

MAHONEY'S GAME-BY-GAME STATISTICS

| 2017-18 | FG | 3P | FT | O/D | REB | E | PTS | A | TO | B | S | M |
|-----------------------|-------|-----|-------|-----|-----|---|-----|---|----|---|---|----|
| Missouri Baptist* | 5-9 | 0-2 | 11-11 | 0/2 | 2 | 1 | 21 | 1 | 2 | 1 | 0 | 32 |
| at Louisiana Tech* | 9-18 | 1-5 | 6-8 | 3/4 | 7 | 2 | 25 | 3 | 1 | 0 | 1 | 36 |
| at Evansville* | 1-7 | 1-4 | 0-0 | 0/5 | 5 | 2 | 3 | 1 | 2 | 1 | 1 | 26 |
| vs. CSUN* | 7-9 | 2-2 | 2-2 | 0/6 | 6 | 3 | 18 | 1 | 1 | 1 | 1 | 23 |
| vs. Montana State* | 10-14 | 1-2 | 6-8 | 1/5 | 6 | 3 | 27 | 0 | 1 | 0 | 0 | 33 |
| N.C. Central* | 6-19 | 1-7 | 2-2 | 2/3 | 5 | 4 | 15 | 1 | 2 | 0 | 0 | 33 |
| Hannibal-LaGrange* | 9-16 | 3-4 | 6-7 | 1/1 | 2 | 1 | 27 | 3 | 0 | 0 | 1 | 24 |
| at N.C. Central* | 5-9 | 1-1 | 8-11 | 1/4 | 5 | 3 | 19 | 1 | 1 | 0 | 2 | 23 |
| UMKC* | 5-7 | 3-3 | 4-5 | 0/3 | 3 | 4 | 17 | 1 | 4 | 0 | 0 | 30 |
| at Southern Illinois | | | | | | | | | | | | |
| at Kansas State | | | | | | | | | | | | |
| Bradley | | | | | | | | | | | | |
| at Saint Louis | | | | | | | | | | | | |
| Belmont | | | | | | | | | | | | |
| Tennessee State | | | | | | | | | | | | |
| at Murray State | | | | | | | | | | | | |
| at Austin Peay | | | | | | | | | | | | |
| Morehead State | | | | | | | | | | | | |
| Eastern Kentucky | | | | | | | | | | | | |
| at SIU Edwardsville | | | | | | | | | | | | |
| at Eastern Illinois | | | | | | | | | | | | |
| at Tennessee Tech | | | | | | | | | | | | |
| at Jacksonville State | | | | | | | | | | | | |
| Murray State | | | | | | | | | | | | |
| Austin Peay | | | | | | | | | | | | |
| at Morehead State | | | | | | | | | | | | |
| at UT Martin | | | | | | | | | | | | |
| Eastern Illinois | | | | | | | | | | | | |
| SIU Edwardsville | | | | | | | | | | | | |
| at Eastern Kentucky | | | | | | | | | | | | |
| UT Martin | | | | | | | | | | | | |

* - Game Started

2017-18 SEASON-HIGHS

| | | |
|---------------------------|----|--|
| Points..... | 27 | 2x, last vs. Hannibal-LaGrange (11/28/17) |
| Total Rebounds..... | 7 | at Louisiana Tech (11/13/17) |
| Offensive..... | 3 | at Louisiana Tech (11/13/17) |
| Defensive..... | 6 | vs. Cal State Northridge (11/21/17) |
| FG Made..... | 10 | vs. Montana State (11/22/17) |
| FG Attempted..... | 19 | vs. N.C. Central (11/26/17) |
| 3-Point FG Made..... | 3 | 2x, last vs. UMKC (12/6/17) |
| 3-Point FG Attempted..... | 7 | vs. N.C. Central (11/26/17) |
| FT Made..... | 11 | vs. Missouri Baptist (11/10/17) |
| FT Attempted..... | 11 | 2x, last at N.C. Central (12/2/17) |
| Assists..... | 3 | 2x, last vs. Hannibal-LaGrange (11/28/17) |
| Blocks..... | 1 | 3x, last vs. Cal State Northridge (11/21/17) |
| Steals..... | 2 | 5x, last at N.C. Central (12/2/17) |
| Minutes..... | 36 | at Louisiana Tech (11/13/17) |

CAREER-HIGHS


| | | |
|---------------------------|----|--|
| Points..... | 34 | vs. Tennessee State (3/1/17) |
| Total Rebounds..... | 8 | at SIU Edwardsville (2/9/17) |
| Offensive..... | 4 | 2x, last vs. Jacksonville State (3/2/17) |
| Defensive..... | 6 | vs. Cal State Northridge (11/21/17) |
| FG Made..... | 10 | vs. Montana State (11/22/17) |
| FG Attempted..... | 19 | 2x, last vs. N.C. Central (11/26/17) |
| 3-Point FG Made..... | 4 | 2x, last vs. Tennessee State (3/1/17) |
| 3-Point FG Attempted..... | 11 | vs. Tennessee State (3/1/17) |
| FT Made..... | 14 | vs. Tennessee State (3/1/17) |
| FT Attempted..... | 15 | vs. Tennessee State (3/1/17) |
| Assists..... | 6 | vs. Eastern Kentucky (12/31/16) |
| Blocks..... | 1 | 5x, last at Evansville (11/16/17) |
| Steals..... | 3 | at SIU Edwardsville (2/9/17) |
| Minutes..... | 44 | vs. Tennessee State (3/1/17) |

CAREER STATISTICS AT SOUTHEAST MISSOURI

| Overall | | | | | | | | | | | | | | | | | | | |
|-----------------------------------|-------|------|------|---------|------|----------|------|---------|------|-----|-----|-----|-----|-----|----|----|----|-----|-----|
| Season | G-GS | Min | Avg | FG-FGA | Pct | 3FG-3FGA | Pct | FT-FTA | Pct | Off | Def | Tot | Avg | PF | FO | A | TO | Blk | Stl |
| 2016-17 | 33-33 | 976 | 29.6 | 152-339 | .448 | 57-151 | .377 | 132-162 | .815 | 47 | 93 | 140 | 4.2 | 106 | 5 | 40 | 45 | 4 | 23 |
| 2017-18 | 9-9 | 260 | 28.9 | 57-108 | .528 | 13-30 | .433 | 45-54 | .833 | 8 | 33 | 41 | 4.6 | 23 | 0 | 12 | 14 | 3 | 6 |
| Total | 42-42 | 1236 | 29.4 | 209-447 | .468 | 70-181 | .387 | 177-216 | .819 | 55 | 126 | 181 | 4.3 | 129 | 5 | 52 | 59 | 7 | 29 |
| Ohio Valley Conference Games Only | | | | | | | | | | | | | | | | | | | |
| Season | G-GS | Min | Avg | FG-FGA | Pct | 3FG-3FGA | Pct | FT-FTA | Pct | Off | Def | Tot | Avg | PF | FO | A | TO | Blk | Stl |
| 2016-17 | 16-16 | 484 | 30.3 | 83-172 | .483 | 32-76 | .421 | 68-83 | .819 | 21 | 52 | 73 | 4.6 | 52 | 2 | 27 | 28 | 1 | 11 |
| 2017-18 | | | | | | | | | | | | | | | | | | | |
| Total | | | | | | | | | | | | | | | | | | | |

Southeast Missouri State REDHAWKS

PLAYER PROFILES



DANIEL SIMMONS

Guard

6-2 / 196 / Senior (4)

Biggersville, Miss. / Biggersville

East Mississippi CC

23

2017-18: Dropped in 13 points, pulled down two rebounds and dished out two assists in his first career start vs. Missouri Baptist (11/10)...Played 28 minutes against the Spartans...Scored 11 points and had three assists at Louisiana Tech (11/13)...Ranks third on the team in scoring with 12 points per game...Netted a season-high 18 points vs. UMKC (12/6)...Scored double figures in five-straight games...Is fourth on the team with 10 three-pointers made.

SIMMONS' GAME-BY-GAME STATISTICS

| 2017-18 | FG | 3P | FT | O/D | REB | E | PTS | A | TO | B | S | M |
|-----------------------|------|-----|------|-----|-----|---|-----|---|----|---|---|----|
| Missouri Baptist* | 5-12 | 2-4 | 1-1 | 0/2 | 2 | 2 | 13 | 2 | 2 | 0 | 1 | 28 |
| at Louisiana Tech* | 5-15 | 0-3 | 1-2 | 1/2 | 3 | 4 | 11 | 3 | 1 | 1 | 1 | 34 |
| at Evansville* | 3-3 | 1-1 | 2-2 | 0/2 | 2 | 1 | 9 | 1 | 0 | 0 | 0 | 16 |
| vs. CSUN* | 3-6 | 1-2 | 1-2 | 0/6 | 6 | 0 | 8 | 4 | 1 | 0 | 3 | 24 |
| vs. Montana State* | 3-7 | 1-2 | 5-7 | 0/4 | 4 | 5 | 12 | 1 | 1 | 0 | 1 | 24 |
| N.C. Central | 4-9 | 1-2 | 6-8 | 2/2 | 4 | 1 | 15 | 2 | 2 | 0 | 2 | 26 |
| Hannibal-LaGrange | 5-13 | 0-3 | 2-2 | 1/2 | 3 | 1 | 12 | 3 | 1 | 0 | 1 | 21 |
| at N.C. Central | 4-10 | 2-2 | 0-1 | 0/4 | 4 | 0 | 10 | 3 | 2 | 0 | 1 | 25 |
| UMKC | 4-7 | 2-4 | 8-10 | 0/3 | 3 | 1 | 18 | 3 | 1 | 0 | 0 | 21 |
| at Southern Illinois | | | | | | | | | | | | |
| at Kansas State | | | | | | | | | | | | |
| Bradley | | | | | | | | | | | | |
| at Saint Louis | | | | | | | | | | | | |
| Belmont | | | | | | | | | | | | |
| Tennessee State | | | | | | | | | | | | |
| at Murray State | | | | | | | | | | | | |
| at Austin Peay | | | | | | | | | | | | |
| Morehead State | | | | | | | | | | | | |
| Eastern Kentucky | | | | | | | | | | | | |
| at SIU Edwardsville | | | | | | | | | | | | |
| at Eastern Illinois | | | | | | | | | | | | |
| at Tennessee Tech | | | | | | | | | | | | |
| at Jacksonville State | | | | | | | | | | | | |
| Murray State | | | | | | | | | | | | |
| Austin Peay | | | | | | | | | | | | |
| at Morehead State | | | | | | | | | | | | |
| at UT Martin | | | | | | | | | | | | |
| Eastern Illinois | | | | | | | | | | | | |
| SIU Edwardsville | | | | | | | | | | | | |
| at Eastern Kentucky | | | | | | | | | | | | |
| UT Martin | | | | | | | | | | | | |

* - Game Started

2017-18 SEASON-HIGHS

| | | |
|---------------------------|----|-------------------------------------|
| Points..... | 18 | vs. UMKC (12/6/17) |
| Total Rebounds..... | 6 | vs. Cal State Northridge (11/21/17) |
| Offensive..... | 2 | vs. N.C. Central (11/26/17) |
| Defensive..... | 6 | vs. Cal State Northridge (11/21/17) |
| FG Made..... | 5 | vs. Hannibal-LaGrange (11/28/17) |
| FG Attempted..... | 15 | at Louisiana Tech (11/13/17) |
| 3-Point FG Made..... | 2 | 3x, last vs. UMKC (12/6/17) |
| 3-Point FG Attempted..... | 4 | 2x, last vs. UMKC (12/6/17) |
| FT Made..... | 8 | vs. UMKC (12/6/17) |
| FT Attempted..... | 10 | vs. UMKC (12/6/17) |
| Assists..... | 4 | vs. Cal State Northridge (11/21/17) |
| Blocks..... | 1 | at Louisiana Tech (11/13/17) |
| Steals..... | 3 | vs. Cal State Northridge (11/21/17) |
| Minutes..... | 34 | at Louisiana Tech (11/13/17) |

CAREER-HIGHS


| | | |
|---------------------------|----|--|
| Points..... | 18 | vs. UMKC (12/6/17) |
| Total Rebounds..... | 6 | vs. Cal State Northridge (11/21/17) |
| Offensive..... | 2 | 2x, last vs. N.C. Central (11/26/17) |
| Defensive..... | 6 | vs. Cal State Northridge (11/21/17) |
| FG Made..... | 5 | 8x, last vs. Hannibal-LaGrange (11/28/17) |
| FG Attempted..... | 15 | at Louisiana Tech (11/13/17) |
| 3-Point FG Made..... | 5 | vs. UT Martin (2/18/17) |
| 3-Point FG Attempted..... | 10 | at DePaul (12/19/16) |
| FT Made..... | 8 | vs. UMKC (12/6/17) |
| FT Attempted..... | 10 | vs. UMKC (12/6/17) |
| Assists..... | 5 | vs. UT Rio Grande Valley (11/22/16) |
| Blocks..... | 1 | 3x, last at Louisiana Tech (11/13/17) |
| Steals..... | 3 | 2x, last vs. Cal State Northridge (11/21/17) |
| Minutes..... | 34 | at Louisiana Tech (11/13/17) |

CAREER STATISTICS AT SOUTHEAST MISSOURI

| Overall | | | | | | | | | | | | | | | | | | | | | |
|-----------------------------------|------|-----|------|--------|------|----------|------|--------|------|-----|-----|-----|-----|----|----|----|----|-----|-----|-----|------|
| Season | G-GS | Min | Avg | FG-FGA | Pct | 3FG-3FGA | Pct | FT-FTA | Pct | Off | Def | Tot | Avg | PF | FO | A | TO | Blk | Stl | Pts | Avg |
| 2016-17 | 32-0 | 514 | 16.1 | 60-177 | .339 | 28-86 | .326 | 24-37 | .649 | 10 | 53 | 63 | 2.0 | 38 | 0 | 46 | 43 | 2 | 16 | 172 | 5.4 |
| 2017-18 | 9-5 | 219 | 24.3 | 36-82 | .439 | 10-23 | .435 | 26-35 | .743 | 4 | 27 | 31 | 3.4 | 15 | 1 | 22 | 11 | 1 | 10 | 108 | 12.0 |
| Total | 41-5 | 733 | 17.9 | 96-259 | .371 | 38-109 | .349 | 50-72 | .694 | 14 | 80 | 94 | 2.3 | 53 | 1 | 68 | 54 | 3 | 26 | 280 | 6.8 |
| Ohio Valley Conference Games Only | | | | | | | | | | | | | | | | | | | | | |
| Season | G-GS | Min | Avg | FG-FGA | Pct | 3FG-3FGA | Pct | FT-FTA | Pct | Off | Def | Tot | Avg | PF | FO | A | TO | Blk | Stl | Pts | Avg |
| 2016-17 | 16-0 | 225 | 14.1 | 22-71 | .310 | 10-32 | .313 | 10-12 | .833 | 5 | 27 | 32 | 2.0 | 19 | 0 | 22 | 15 | 2 | 10 | 64 | 4.0 |
| 2017-18 | | | | | | | | | | | | | | | | | | | | | |
| Total | | | | | | | | | | | | | | | | | | | | | |

Southeast Missouri State REDHAWKS

PLAYER PROFILES



MILOS VRANES

Forward

6-7 / 200 / Senior (4)

Belgrade, Serbia / Third Belgrade

N.D. State College of Science

4

2017-18: Notched his first career double-double when he finished with 16 points and 10 rebounds at Evansville (Nov. 16)...Scored five points and finished with three rebounds in 13 minutes off the bench vs. Missouri Baptist (11/10)...Added three points in 13 minutes at Louisiana Tech (11/13)...Averages 5.9 points and five rebounds a game...Is second on the team in rebounds...Scored three points and had seven boards in his first career start vs. N.C. Central (11/26)...Finished with 10 points and four rebounds at N.C. Central (12/2)...Started four-straight games.

VRANES' GAME-BY-GAME STATISTICS

| 2017-18 | FG | 3P | FT | O/D | REB | E | PTS | A | TO | B | S | M |
|-----------------------|------|-----|-----|-----|-----|---|-----|---|----|---|---|----|
| Missouri Baptist | 2-4 | 1-3 | 0-0 | 0/3 | 3 | 2 | 5 | 0 | 0 | 0 | 1 | 13 |
| at Louisiana Tech | 1-3 | 1-3 | 0-0 | 0/5 | 5 | 1 | 3 | 2 | 0 | 0 | 0 | 13 |
| at Evansville | 6-11 | 3-6 | 1-2 | 3/7 | 10 | 3 | 16 | 0 | 1 | 0 | 0 | 28 |
| vs. CSUN | 0-3 | 0-2 | 0-0 | 0/2 | 2 | 2 | 0 | 0 | 2 | 0 | 1 | 14 |
| vs. Montana State | 4-6 | 0-1 | 0-0 | 2/2 | 4 | 2 | 8 | 2 | 1 | 0 | 1 | 21 |
| N.C. Central* | 1-6 | 1-3 | 0-0 | 1/6 | 7 | 2 | 3 | 0 | 4 | 0 | 0 | 19 |
| Hannibal-LaGrange* | 1-5 | 0-2 | 1-2 | 2/1 | 3 | 1 | 3 | 0 | 0 | 1 | 0 | 13 |
| at N.C. Central* | 4-7 | 1-2 | 1-2 | 1/3 | 4 | 3 | 10 | 1 | 1 | 2 | 0 | 26 |
| UMKC* | 2-5 | 1-3 | 0-1 | 1/6 | 7 | 3 | 5 | 1 | 2 | 1 | 0 | 24 |
| at Southern Illinois | | | | | | | | | | | | |
| at Kansas State | | | | | | | | | | | | |
| Bradley | | | | | | | | | | | | |
| at Saint Louis | | | | | | | | | | | | |
| Belmont | | | | | | | | | | | | |
| Tennessee State | | | | | | | | | | | | |
| at Murray State | | | | | | | | | | | | |
| at Austin Peay | | | | | | | | | | | | |
| Morehead State | | | | | | | | | | | | |
| Eastern Kentucky | | | | | | | | | | | | |
| at SIU Edwardsville | | | | | | | | | | | | |
| at Eastern Illinois | | | | | | | | | | | | |
| at Tennessee Tech | | | | | | | | | | | | |
| at Jacksonville State | | | | | | | | | | | | |
| Murray State | | | | | | | | | | | | |
| Austin Peay | | | | | | | | | | | | |
| at Morehead State | | | | | | | | | | | | |
| at UT Martin | | | | | | | | | | | | |
| Eastern Illinois | | | | | | | | | | | | |
| SIU Edwardsville | | | | | | | | | | | | |
| at Eastern Kentucky | | | | | | | | | | | | |
| UT Martin | | | | | | | | | | | | |

* - Game Started

2017-18 SEASON-HIGHS

| | | |
|----------------------------|----|---------------------------------------|
| Points | 16 | at Evansville (11/16/17) |
| Total Rebounds | 10 | at Evansville (11/16/17) |
| Offensive | 3 | at Evansville (11/16/17) |
| Defensive | 7 | at Evansville (11/16/17) |
| FG Made | 6 | at Evansville (11/16/17) |
| FG Attempted..... | 11 | at Evansville (11/16/17) |
| 3-Point FG Made..... | 3 | at Evansville (11/16/17) |
| 3-Point FG Attempted | 6 | at Evansville (11/16/17) |
| FT Made..... | 1 | 3x, last at N.C. Central (12/2/17) |
| FT Attempted..... | 2 | 3x, last at N.C. Central (12/2/17) |
| Assists | 2 | 2x, last vs. Montana State (11/22/17) |
| Blocks..... | 2 | at N.C. Central (12/2/17) |
| Steals..... | 1 | 3x, last vs. Montana State (11/22/17) |
| Minutes | 28 | at Evansville (11/16/17) |

CAREER-HIGHS

| | | |
|----------------------------|----|---|
| Points | 16 | at Evansville (11/16/17) |
| Total Rebounds | 10 | at Evansville (11/16/17) |
| Offensive | 3 | 3x, last at Evansville (11/16/17) |
| Defensive | 7 | at Evansville (11/16/17) |
| FG Made | 6 | 2x, last at Evansville (11/16/17) |
| FG Attempted..... | 11 | 2x, last at Evansville (11/16/17) |
| 3-Point FG Made..... | 3 | at Evansville (11/16/17) |
| 3-Point FG Attempted | 6 | 2x, last at Evansville (11/16/17) |
| FT Made..... | 4 | 2x, last vs. Henderson State (12/29/16) |
| FT Attempted..... | 5 | vs. Northern Kentucky (12/10/16) |
| Assists | 2 | 4x, last at Louisiana Tech (11/13/17) |
| Blocks..... | 2 | at N.C. Central (12/2/17) |
| Steals..... | 3 | 2x, last vs. Central Arkansas (12/1/16) |
| Minutes | 31 | vs. Cornell (12/23/16) |

CAREER STATISTICS AT SOUTHEAST MISSOURI

| Overall | | | | | | | | | | | | | | | | | | | | | |
|-----------------------------------|------|-----|------|--------|------|----------|------|--------|------|-----|-----|-----|-----|----|----|----|----|-----|-----|-----|-----|
| Season | G-GS | Min | Avg | FG-FGA | Pct | 3FG-3FGA | Pct | FT-FTA | Pct | Off | Def | Tot | Avg | PF | FO | A | TO | Blk | Stl | Pts | Avg |
| 2016-17 | 31-0 | 568 | 18.3 | 63-129 | .488 | 28-76 | .368 | 25-39 | .641 | 30 | 71 | 101 | 3.3 | 79 | 3 | 17 | 21 | 2 | 22 | 179 | 5.8 |
| 2017-18 | 9-4 | 171 | 19.0 | 21-50 | .420 | 8-25 | .320 | 3-7 | .429 | 10 | 35 | 45 | 5.0 | 19 | 0 | 6 | 11 | 4 | 3 | 53 | 5.9 |
| Total | 40-4 | 739 | 18.5 | 84-179 | .469 | 36-101 | .356 | 28-46 | .609 | 40 | 106 | 146 | 3.7 | 98 | 3 | 23 | 32 | 6 | 25 | 232 | 5.8 |
| Ohio Valley Conference Games Only | | | | | | | | | | | | | | | | | | | | | |
| Season | G-GS | Min | Avg | FG-FGA | Pct | 3FG-3FGA | Pct | FT-FTA | Pct | Off | Def | Tot | Avg | PF | FO | A | TO | Blk | Stl | Pts | Avg |
| 2016-17 | 14-0 | 229 | 16.4 | 26-51 | .510 | 12-30 | .400 | 9-16 | .563 | 13 | 25 | 38 | 2.7 | 38 | 2 | 8 | 5 | 1 | 6 | 73 | 5.2 |
| 2017-18 | | | | | | | | | | | | | | | | | | | | | |
| Total | | | | | | | | | | | | | | | | | | | | | |

Southeast Missouri State RED HAWKS

BOX SCORES

GAME 1

SOUTHEAST MISSOURI 81, MISSOURI BAPTIST 69

Nov. 10, 2017 • Show Me Center • Cape Girardeau, Mo.

Missouri Baptist 69

| # | Player | Total | | | 3-Ptr | | | Rebounds | | | PF | TP | A | T | Blk | Stl | Min |
|----------------------|--------------------|-------|-----------------|------|-------|-------------|-----|----------|----------|-------|----------|----|---|---|-----|-----|-----|
| | | FG | FGA | FT | FTA | Off | Def | Off | Def | Total | | | | | | | |
| 01 | Jahmouri Robinson | f | 7-9 | 0-1 | 0-3 | 0 | 0 | 0 | 0 | 14 | 2 | 3 | 0 | 0 | 1 | 24 | |
| 12 | Andrew Howard | f | 3-5 | 0-0 | 3-5 | 4 | 3 | 7 | 2 | 9 | 0 | 2 | 0 | 0 | 0 | 23 | |
| 13 | Karson King | f | 1-2 | 0-1 | 0-0 | 2 | 1 | 3 | 1 | 2 | 0 | 3 | 1 | 0 | 2 | 20 | |
| 22 | Johnny Benson | g | 2-3 | 1-2 | 3-4 | 0 | 2 | 2 | 3 | 8 | 0 | 4 | 0 | 0 | 0 | 23 | |
| 33 | Jesus Castillo | g | 2-4 | 2-4 | 0-0 | 0 | 2 | 2 | 0 | 6 | 1 | 1 | 1 | 0 | 0 | 12 | |
| 02 | Joel Baskin | | 1-5 | 0-2 | 0-0 | 0 | 0 | 0 | 0 | 1 | 2 | 1 | 0 | 1 | 0 | 10 | |
| 03 | Fitzgerald Hopkins | | 3-9 | 2-7 | 1-2 | 0 | 0 | 0 | 0 | 9 | 1 | 1 | 1 | 0 | 0 | 23 | |
| 04 | James McKelvin | | 2-5 | 2-3 | 2-4 | 0 | 4 | 4 | 2 | 8 | 0 | 2 | 0 | 0 | 0 | 22 | |
| 10 | Hasaan DeCarolis | | 0-0 | 0-0 | 0-0 | 0 | 0 | 0 | 0 | 0 | 0 | 0 | 0 | 0 | 0 | 0+ | |
| 11 | Pablo Hernandez | | 2-5 | 0-2 | 4-5 | 2 | 4 | 6 | 1 | 8 | 1 | 2 | 0 | 0 | 0 | 22 | |
| 21 | Torrance Littles | | 0-0 | 0-0 | 0-0 | 0 | 0 | 0 | 0 | 4 | 0 | 0 | 0 | 0 | 0 | 9 | |
| 24 | Zach Beel | | 1-1 | 1-1 | 0-0 | 0 | 1 | 1 | 2 | 3 | 1 | 0 | 1 | 0 | 0 | 8 | |
| 32 | John Yaeger | | 0-0 | 0-0 | 0-0 | 0 | 0 | 0 | 0 | 0 | 0 | 0 | 0 | 0 | 0 | 4 | |
| Team | | | | | | 3 | 2 | 5 | | 2 | | | | | | | |
| Totals | | | 24-48 | 8-23 | 13-23 | 11 | 19 | 30 | 16 | 69 | 10 | 18 | 4 | 3 | 20 | | |
| FG % 1st Half: 11-28 | | 39.3% | 2nd half: 13-20 | | 65.0% | Game: 24-48 | | 50.0% | Deadball | | Rebounds | | 3 | | | | |
| 3FG % 1st Half: 4-15 | | 26.7% | 2nd half: 4-8 | | 50.0% | Game: 8-23 | | 34.8% | | | | | | | | | |
| FT % 1st Half: 1-5 | | 20.0% | 2nd half: 12-18 | | 66.7% | Game: 13-23 | | 56.5% | | | | | | | | | |

Southeast Missouri 81 • 1-0

| # | Player | Total | | | 3-Ptr | | | Rebounds | | | PF | TP | A | T | Blk | Stl | Min |
|----------------------|-------------------|-------|-----------------|------|-------|-------------|-----|----------|----------|-------|----------|----|---|----|-----|-----|-----|
| | | FG | FGA | FT | FTA | Off | Def | Off | Def | Total | | | | | | | |
| 34 | MAHONEY, Denzel | f | 5-9 | 0-2 | 11-11 | 0 | 2 | 2 | 1 | 21 | 1 | 2 | 1 | 0 | 0 | 32 | |
| 42 | LAROS, Mark | c | 4-5 | 0-0 | 1-1 | 4 | 5 | 9 | 2 | 9 | 0 | 3 | 1 | 1 | 1 | 27 | |
| 02 | DALTON, Jonathan | g | 3-3 | 2-2 | 3-4 | 1 | 1 | 2 | 3 | 11 | 7 | 0 | 0 | 0 | 0 | 32 | |
| 03 | KOWALSKI, Ray | g | 1-6 | 0-1 | 0-0 | 0 | 0 | 0 | 3 | 2 | 1 | 1 | 0 | 1 | 0 | 16 | |
| 23 | SIMMONS, Daniel | g | 5-12 | 2-4 | 1-1 | 0 | 2 | 2 | 13 | 2 | 2 | 0 | 1 | 28 | | | |
| 04 | VRANES, Milos | | 2-4 | 1-3 | 0-0 | 0 | 3 | 3 | 2 | 5 | 0 | 0 | 0 | 1 | 13 | | |
| 13 | GABLE, Isaiah | | 1-3 | 0-2 | 0-0 | 0 | 0 | 0 | 2 | 2 | 1 | 1 | 0 | 0 | 11 | | |
| 15 | LEWIS, Donnie | | 0-0 | 0-0 | 0-0 | 0 | 0 | 0 | 0 | 0 | 0 | 0 | 0 | 0 | 5 | | |
| 20 | CARPENTER, Justin | | 2-2 | 0-0 | 0-0 | 0 | 2 | 2 | 1 | 4 | 2 | 1 | 0 | 1 | 10 | | |
| 25 | BREWER, Ledarrius | | 4-10 | 3-6 | 3-4 | 0 | 5 | 5 | 2 | 14 | 3 | 1 | 0 | 2 | 26 | | |
| Team | | | | | | 3 | 1 | 4 | | 2 | | | | | | | |
| Totals | | | 27-54 | 8-20 | 19-21 | 8 | 21 | 29 | 18 | 81 | 17 | 13 | 2 | 7 | 200 | | |
| FG % 1st Half: 12-22 | | 54.5% | 2nd half: 15-32 | | 46.9% | Game: 27-54 | | 50.0% | Deadball | | Rebounds | | 1 | | | | |
| 3FG % 1st Half: 6-9 | | 66.7% | 2nd half: 2-11 | | 18.2% | Game: 8-20 | | 40.0% | | | | | | | | | |
| FT % 1st Half: 7-8 | | 87.5% | 2nd half: 12-13 | | 92.3% | Game: 19-21 | | 90.5% | | | | | | | | | |

Officials: Brett Miles, Kyle Bottoms, Alex Manuel
Technical fouls: Missouri Baptist-None. Southeast Missouri-None.
Attendance: 1239

| Score by periods | 1st | 2nd | Total |
|--------------------|-----|-----|-------|
| Missouri Baptist | 27 | 42 | 69 |
| Southeast Missouri | 37 | 44 | 81 |

GAME 2

LOUISIANA TECH 96, SOUTHEAST MISSOURI 95 OT

Nov. 13, 2017 • Thomas Assembly Center • Ruston, La.

Southeast Missouri 95 • 1-1

| # | Player | | FG | FGA | 3-Ptr | FG | FTA | Off | Def | TP | PF | TP | A | T | Blk | Stl | Min | |
|----------------------|-------------------|---|-------|-----------------|-------|----|-------|---------|-----|----|-------|-------------|---|---|-------|----------|-----|--|
| 34 | MAHONEY, Denzel | f | 9-18 | 1-5 | 6-8 | 3 | 4 | 7 | 2 | 25 | 3 | 1 | 0 | 1 | 1 | 36 | | |
| 42 | LAROS, Mark | c | 2-4 | 0-0 | 1-1 | 4 | 0 | 4 | 1 | 5 | 0 | 4 | 1 | 1 | 1 | 13 | | |
| 02 | DALTON, Jonathan | g | 1-2 | 0-0 | 0-0 | 0 | 1 | 1 | 1 | 2 | 7 | 4 | 0 | 2 | 35 | | | |
| 03 | KOWALSKI, Ray | g | 4-10 | 3-5 | 1-1 | 1 | 1 | 2 | 1 | 11 | 0 | 0 | 0 | 0 | 22 | | | |
| 23 | SIMMONS, Daniel | g | 5-15 | 0-3 | 1-2 | 1 | 2 | 3 | 4 | 11 | 3 | 1 | 1 | 1 | 34 | | | |
| 04 | VRANES, Milos | | 1-3 | 1-3 | 0-0 | 0 | 5 | 5 | 1 | 3 | 2 | 0 | 0 | 0 | 13 | | | |
| 15 | LEWIS, Donnie | | 0-0 | 0-0 | 0-0 | 0 | 0 | 0 | 4 | 0 | 3 | 0 | 0 | 0 | 9 | | | |
| 20 | CARPENTER, Justin | | 7-9 | 0-1 | 3-5 | 2 | 4 | 6 | 3 | 17 | 0 | 0 | 1 | 0 | 32 | | | |
| 25 | BREWER, Ledarrius | | 7-14 | 4-8 | 2-2 | 2 | 4 | 6 | 3 | 20 | 1 | 2 | 1 | 1 | 31 | | | |
| Team | | | | | | 0 | 3 | 3 | | | | | | | | | | |
| Totals | | | 36-75 | 9-25 | 14-19 | 13 | 24 | 37 | 20 | 95 | 20 | 9 | 4 | 6 | 225 | | | |
| FG % 1st Half: 15-31 | | | 48.4% | 2nd half: 15-35 | | | 42.9% | OT: 6-9 | | | 66.7% | Game: 36-75 | | | 48.0% | Deadball | | |
| 3FG % 1st Half: 3-11 | | | 27.3% | 2nd half: 3-8 | | | 37.5% | OT: 3-6 | | | 50.0% | Game: 9-25 | | | 36.0% | Rebounds | | |
| FT % 1st Half: 6-8 | | | 75.0% | 2nd half: 7-8 | | | 87.5% | OT: 1-3 | | | 33.3% | Game: 14-19 | | | 73.7% | | | |

Louisiana Tech 96 • 2-0

| # | Player | FG | FGA | 3-Ptr | FG | FTA | Off | Def | TP | PF | TP | A | T | Blk | Stl | Min |
|----------------------|--------------------|-------|-----------------|-------|-------|----------|-----|-------|-------------|----|-------|---|----------|-----|----------|-----|
| 22 | WASHINGTON, Jy'lan | f | 3-7 | 1-3 | 0-0 | 0 | 3 | 3 | 1 | 7 | 2 | 0 | 0 | 0 | 0 | 27 |
| 05 | WHITE, Joniah | c | 2-3 | 0-0 | 2-2 | 2 | 3 | 5 | 1 | 6 | 2 | 2 | 3 | 0 | 0 | 29 |
| 00 | BOYKINS, Jacob | g | 3-10 | 1-7 | 2-2 | 1 | 6 | 7 | 4 | 9 | 0 | 0 | 0 | 1 | 0 | 28 |
| 02 | HARRIS, Jalen | g | 7-13 | 1-4 | 11-14 | 1 | 7 | 8 | 2 | 26 | 5 | 3 | 2 | 0 | 0 | 36 |
| 04 | BRACEY, Daquan | g | 8-13 | 1-2 | 3-4 | 0 | 5 | 5 | 2 | 20 | 4 | 4 | 0 | 0 | 0 | 37 |
| 01 | JEAN, Derric | | 4-6 | 2-4 | 4-6 | 0 | 1 | 1 | 3 | 14 | 3 | 0 | 1 | 0 | 0 | 30 |
| 11 | PEMBERTON, Jacobly | | 1-1 | 0-0 | 2-2 | 1 | 1 | 2 | 4 | 0 | 0 | 1 | 0 | 1 | 0 | 9 |
| 21 | CHRISTON, Exavian | | 1-3 | 0-1 | 0-0 | 1 | 0 | 1 | 0 | 2 | 0 | 0 | 0 | 0 | 0 | 13 |
| 35 | POWELL, Oliver | | 2-4 | 0-0 | 4-4 | 0 | 4 | 4 | 2 | 8 | 0 | 0 | 1 | 0 | 0 | 16 |
| Team | | | | | | 1 | 0 | 1 | | | | | | | | |
| Totals | | | 31-60 | 6-21 | 28-34 | 7 | 30 | 37 | 17 | 96 | 16 | 9 | 8 | 1 | 225 | |
| FG % 1st Half: 14-29 | | 48.3% | 2nd half: 12-26 | | 46.2% | OT: 5-5 | | 100.0 | Game: 31-60 | | 51.7% | | Deadball | | Rebounds | |
| 3FG % 1st Half: 1-7 | | 14.3% | 2nd half: 5-14 | | 35.7% | OT: 0-0 | | 0.0% | Game: 6-21 | | 28.6% | | | | | |
| FT % 1st Half: 10-10 | | 100.0 | 2nd half: 11-14 | | 78.6% | OT: 7-10 | | 70.0% | Game: 28-34 | | 82.4% | | | | | |

Officials: Ray Natili, Bret Smith, Nomi Kidwai
Technical fouls: Southeast Missouri-TEAM. Louisiana Tech-None.
Attendance: 2456

| Score by periods | 1st | 2nd | OT | Total |
|--------------------|-----|-----|----|-------|
| Southeast Missouri | 39 | 40 | 16 | 95 |
| Louisiana Tech | 39 | 40 | 17 | 96 |

Last FG - SEMO OT-00:00, TECH OT-01:18.
Largest lead - SEMO by 3 1st-10:49, TECH by 7 OT-03:24.
SEMO led for 06:14, TECH led for 32:29, Game was tied for 06:17.

Score tied - 13 times.
Lead changed - 10 times.

GAME 3

EVANSVILLE 66, SOUTHEAST MISSOURI 50

Nov. 16, 2017 • Ford Center • Evansville, Ind.

SEMO 50 • 1-2

| # | Player | | Total | | 3-Ptr | | Rebounds | | | | | | | | | | |
|----|----------------------|-------|-----------------|-------|-------------|-------|----------|-----|-----|-----|----|----|---|---|-----|-----|----------|
| | | | FG | FGA | FT | FTA | Off | Def | Off | Def | TP | TP | A | T | Blk | Stl | Min |
| 34 | MAHONEY, Denzel | f | 1-7 | 1-4 | 0-0 | 0 | 5 | 5 | 2 | 3 | 1 | 2 | 1 | 1 | 2 | 1 | 26 |
| 42 | LAROS, Mark | c | 0-0 | 0-0 | 1-2 | 0 | 0 | 0 | 3 | 1 | 0 | 2 | 1 | 0 | 1 | 0 | 13 |
| 02 | DALTON, Jonathan | g | 2-4 | 0-2 | 0-0 | 2 | 1 | 3 | 2 | 4 | 5 | 3 | 0 | 3 | 0 | 3 | 30 |
| 03 | KOWALSKI, Ray | g | 2-4 | 1-2 | 0-0 | 0 | 3 | 3 | 2 | 5 | 0 | 4 | 0 | 4 | 0 | 0 | 25 |
| 23 | SIMMONS, Simon | g | 3-3 | 1-1 | 2-2 | 0 | 2 | 2 | 1 | 9 | 1 | 0 | 0 | 0 | 0 | 0 | 16 |
| 04 | VRANES, Milos | | 6-11 | 3-6 | 1-2 | 3 | 7 | 10 | 3 | 16 | 0 | 1 | 0 | 0 | 0 | 0 | 28 |
| 13 | GABLE, Isaiah | | 1-3 | 0-0 | 0 | 2 | 2 | 1 | 2 | 1 | 0 | 0 | 0 | 0 | 0 | 0 | 13 |
| 15 | LEWIS, Domane | | 0-0 | 0-0 | 0 | 0 | 0 | 0 | 1 | 2 | 0 | 0 | 0 | 0 | 0 | 0 | 14 |
| 20 | CARPENTER, Justin | | 1-4 | 0-1 | 0-0 | 0 | 1 | 3 | 2 | 5 | 0 | 3 | 1 | 1 | 0 | 0 | 14 |
| 25 | BREWER, Ledarius | | 3-12 | 2-8 | 0-2 | 0 | 3 | 3 | 5 | 8 | 1 | 3 | 2 | 0 | 0 | 0 | 25 |
| | Team | | | | | | 0 | 2 | 2 | | | | | | | | |
| | Totals | | 19-48 | 8-25 | 4-8 | 5 | 26 | 31 | 24 | 50 | 9 | 18 | 5 | 5 | 0 | 0 | 200 |
| | FG % 1st Half: 8-20 | 40.0% | 2nd half: 11-28 | 39.3% | Game: 19-48 | 39.6% | | | | | | | | | | | Deadball |
| | 3FG % 1st Half: 3-13 | 23.1% | 2nd half: 5-17 | 29.4% | Game: 8-25 | 32.0% | | | | | | | | | | | 4 |
| | FT % 1st Half: 2-4 | 50.0% | 2nd half: 2-4 | 50.0% | Game: 4-8 | 50.0% | | | | | | | | | | | |

Southeast Missouri State REDHAWKS

BOX SCORES

GAME 5

MONTANA STATE 88, SOUTHEAST MISSOURI 82

Nov. 22, 2017 • Hard Rock Riviera Maya • Cancun, Mexico

SEMO 82 • 2-3

| # | Player | Total | | 3-Ptr | | Rebounds | | | PF | TP | A | T | Blk | Stl | Min |
|----------------------|-------------------|-------|-----------------|-------|-------|-------------|-----|-------|----|----|----|----|-----|-----|----------|
| | | FG | FGA | FG | FGA | FT | Def | Off | | | | | | | |
| 42 | LAROS, Mark | f | 1-1 | 0-0 | 0-0 | 1 | 2 | 3 | 1 | 2 | 0 | 0 | 1 | 0 | 14 |
| 02 | DALTON, Jonathan | f | 3-4 | 1-1 | 5-6 | 0 | 2 | 2 | 3 | 12 | 6 | 5 | 0 | 1 | 35 |
| 03 | KOWALSKI, Ray | g | 1-4 | 0-2 | 1-1 | 0 | 0 | 0 | 2 | 3 | 1 | 2 | 0 | 0 | 18 |
| 23 | SIMMONS, Daniel | g | 3-7 | 1-2 | 5-7 | 0 | 4 | 4 | 5 | 12 | 1 | 1 | 0 | 1 | 24 |
| 34 | MAHONEY, Denzel | g | 10-14 | 1-2 | 6-8 | 1 | 5 | 6 | 3 | 27 | 0 | 1 | 0 | 1 | 33 |
| 04 | VRANES, Milos | | 4-6 | 0-1 | 0-0 | 2 | 2 | 4 | 2 | 8 | 2 | 1 | 0 | 1 | 21 |
| 15 | LEWIS, Donnie | | 0-1 | 0-1 | 0-0 | 0 | 1 | 1 | 1 | 0 | 0 | 0 | 0 | 0 | 5 |
| 20 | CARPENTER, Justin | | 3-6 | 0-1 | 3-4 | 4 | 4 | 8 | 4 | 9 | 1 | 2 | 0 | 1 | 25 |
| 25 | BREWER, Ledarius | | 4-8 | 1-5 | 0-0 | 0 | 2 | 2 | 5 | 9 | 0 | 3 | 0 | 1 | 25 |
| Team | | | | | | 0 | 1 | 1 | | | | | | | |
| Totals | | | 29-51 | 4-15 | 20-26 | 8 | 23 | 31 | 26 | 82 | 11 | 15 | 1 | 5 | 200 |
| FG % 1st Half: 13-26 | | 50.0% | 2nd half: 16-25 | | 64.0% | Game: 29-51 | | 56.9% | | | | | | | Deadball |
| 3FG % 1st Half: 0-6 | | 0.0% | 2nd half: 4-9 | | 44.4% | Game: 4-15 | | 26.7% | | | | | | | Rebounds |
| FT % 1st Half: 8-10 | | 80.0% | 2nd half: 12-16 | | 75.0% | Game: 20-26 | | 76.9% | | | | | | | |

MONTANA STATE 88 • 4-2

| # | Player | FG-Total | | 3-Ptr | | Rebounds | | | PF | TP | A | T | Blk | Stl | Min |
|----------------------|-------------------|----------|-----------------|-------|-------|-------------|-----|-------|----------|----|----------|----|-----|-----|-----|
| | | FG | FGA | FG | FGA | FT | Def | Off | | | | | | | |
| 02 | BLEVINS, Keljin | f | 2-4 | 0-0 | 3-6 | 1 | 4 | 5 | 0 | 7 | 3 | 0 | 1 | 0 | 29 |
| 04 | NEUMANN, Sam | f | 2-2 | 0-0 | 4-5 | 1 | 1 | 2 | 4 | 8 | 0 | 0 | 0 | 0 | 14 |
| 03 | HALL, Tyler | g | 11-19 | 8-15 | 4-4 | 1 | 3 | 4 | 2 | 34 | 0 | 0 | 1 | 0 | 36 |
| 05 | FREY, Harald | g | 3-10 | 0-3 | 2-3 | 0 | 1 | 1 | 2 | 8 | 5 | 2 | 0 | 2 | 29 |
| 10 | KLINES, Devonte | g | 1-2 | 0-0 | 0-1 | 1 | 2 | 3 | 3 | 2 | 4 | 0 | 0 | 2 | 26 |
| 00 | GREEN, Zach | | 1-2 | 0-0 | 3-4 | 0 | 1 | 1 | 3 | 5 | 0 | 0 | 0 | 0 | 12 |
| 01 | MVUEZOLO JR., Joe | | 2-4 | 0-0 | 0-0 | 2 | 0 | 2 | 3 | 4 | 0 | 1 | 0 | 0 | 7 |
| 13 | BONTON, Isaac | | 3-6 | 0-1 | 6-6 | 0 | 0 | 0 | 4 | 12 | 1 | 1 | 0 | 1 | 22 |
| 22 | FREY, Konner | | 2-5 | 0-1 | 2-3 | 1 | 5 | 6 | 3 | 6 | 1 | 2 | 0 | 1 | 21 |
| 44 | SCHULTZ, Luke | | 0-0 | 0-0 | 2-2 | 2 | 0 | 2 | 0 | 2 | 0 | 0 | 0 | 0 | 4 |
| Team | | | | | | 0 | 0 | 0 | | | | | | | |
| Totals | | | 27-54 | 8-20 | 26-34 | 9 | 17 | 26 | 24 | 88 | 12 | 11 | 2 | 6 | 200 |
| FG % 1st Half: 14-27 | | 51.9% | 2nd half: 13-27 | | 48.1% | Game: 27-54 | | 50.0% | Deadball | | Rebounds | | 3 | | |
| 3FG % 1st Half: 5-10 | | 50.0% | 2nd half: 3-10 | | 30.0% | Game: 8-20 | | 40.0% | | | | | | | |
| FT % 1st Half: 8-10 | | 80.0% | 2nd half: 18-24 | | 75.0% | Game: 26-34 | | 76.5% | | | | | | | |

Officials: Mark Maslona, Freddie Williams, Geoff Vejelsky
Technical fouls: SEMO=None, MONTANA STATE=None.
Attendance:
Cancun Challenge - Mavian Division: Championship Game

| Score by periods | 1st | 2nd | Total |
|------------------|-----|-----|-------|
| SEMO | 34 | 48 | 82 |
| MONTANA STATE | 41 | 47 | 88 |

| Points | In | Off | 2nd | Fast | Bench |
|--------|----|-----|-----|------|-------|
| SEMO | 44 | 17 | 13 | 6 | 26 |
| MSU | 28 | 13 | 8 | 7 | 29 |

GAME 6

N.C. CENTRAL 77, SOUTHEAST MISSOURI 70

Nov. 26, 2017 • Show Me Center • Cape Girardeau, Mo.

N.C. Central 77 • 3-5

| # | Player | | Total | | 3-Ptr | | Rebounds | | | PF | TP | A | T | Blk | Stl | Min | | | | | | | | | | | | |
|----------------------|--------------------|---|-------|-----|-----------------|-----|----------|-------|-----|----|-------------|---|----|-------|-----|-----|-----|-------|----|--|----|--|---|--|---|----------|-----|--|
| | | | FG | FGA | FG | FGA | FT | FTA | Off | | | | | | | | Def | Total | | | | | | | | | | |
| 02 | DOUGLAS, Zacarry | f | 1-3 | 1-2 | 0-2 | 0 | 6 | 6 | 1 | 3 | 0 | 0 | 1 | 1 | 1 | 23 | | | | | | | | | | | | |
| 05 | GARDNER JR, Reggie | f | 3-12 | 1-8 | 3-4 | 0 | 1 | 1 | 3 | 10 | 1 | 1 | 0 | 1 | 0 | 30 | | | | | | | | | | | | |
| 02 | DAVIS, Raasean | c | 9-12 | 0-0 | 2-5 | 2 | 8 | 10 | 4 | 20 | 0 | 0 | 1 | 1 | 1 | 34 | | | | | | | | | | | | |
| 01 | WIGGINS, C.J. | g | 4-8 | 3-4 | 0-1 | 0 | 2 | 2 | 0 | 11 | 3 | 2 | 0 | 0 | 0 | 33 | | | | | | | | | | | | |
| 03 | GOLDSMITH, Brandon | g | 0-0 | 0-0 | 2-2 | 1 | 1 | 2 | 1 | 2 | 0 | 0 | 0 | 0 | 0 | 8 | | | | | | | | | | | | |
| 00 | MCKNIGHT JR, Larry | | 0-1 | 0-1 | 0-0 | 0 | 1 | 1 | 1 | 0 | 0 | 0 | 0 | 0 | 0 | 6 | | | | | | | | | | | | |
| 04 | PERKINS, Jordan | | 5-10 | 0-2 | 3-4 | 0 | 3 | 3 | 4 | 13 | 7 | 4 | 0 | 2 | 33 | | | | | | | | | | | | | |
| 11 | JONES, Alston | | 3-4 | 0-0 | 2-2 | 0 | 1 | 1 | 4 | 8 | 1 | 3 | 0 | 0 | 0 | 10 | | | | | | | | | | | | |
| 13 | RIVAS, Pablo | | 2-3 | 2-2 | 2-2 | 0 | 2 | 2 | 3 | 8 | 0 | 0 | 1 | 1 | 2 | 18 | | | | | | | | | | | | |
| 22 | REID, Dominique | | 1-1 | 0-0 | 0-0 | 0 | 1 | 1 | 1 | 2 | 0 | 1 | 1 | 0 | 1 | 5 | | | | | | | | | | | | |
| | | | | | | | 1 | | 4 | | | | | | | | | | | | | | | | | | | |
| Totals | | | 28-54 | | 7-19 | | 14-22 | | 4 | | 30 | | 34 | | 22 | | 77 | | 12 | | 12 | | 4 | | 7 | | 200 | |
| FG % 1st Half: 16-29 | | | 55.2% | | 2nd half: 12-25 | | | 48.0% | | | Game: 28-54 | | | 51.9% | | | | | | | | | | | | Deadball | | |
| 3FG % 1st Half: 3-11 | | | 27.3% | | 2nd half: 4-8 | | | 50.0% | | | Game: 7-19 | | | 36.8% | | | | | | | | | | | | Rebounds | | |
| FT % 1st Half: 6-6 | | | 100.0 | | 2nd half: 8-16 | | | 50.0% | | | Game: 14-22 | | | 63.6% | | | | | | | | | | | | | | |

Southeast Missouri 70 • 2-4

| # | Player | | FG-Total | | 3-Ptr | | Rebounds | | | PF | TP | A | T | Blk | Stl | Min | |
|----------------------|-------------------|---|----------|-----------------|-------|-------|----------|-------------|-----|----|-------|----------|----|-----|----------|-----|-----|
| | | | FG | FGA | FG | FGA | FT | FTA | Def | | | | | | | | Off |
| 04 | VRANES, Milos | f | 1-6 | 1-3 | 0-0 | 1 | 6 | 7 | 2 | 3 | 0 | 4 | 0 | 0 | 1 | 19 | |
| 20 | CARPENTER, Justin | f | 5-10 | 1-2 | 3-5 | 4 | 7 | 11 | 3 | 14 | 1 | 0 | 0 | 0 | 1 | 27 | |
| 02 | DALTON, Jonathan | g | 1-3 | 0-1 | 3-4 | 0 | 3 | 3 | 4 | 5 | 1 | 0 | 2 | 0 | 2 | 29 | |
| 25 | BREWER, Ledarius | g | 3-12 | 1-4 | 2-2 | 1 | 1 | 2 | 4 | 9 | 0 | 2 | 0 | 1 | 1 | 28 | |
| 34 | MAHONEY, Denzel | g | 6-19 | 1-7 | 2-2 | 2 | 3 | 5 | 4 | 15 | 1 | 2 | 0 | 0 | 0 | 33 | |
| 03 | KOWALSKI, Ray | | 1-2 | 0-1 | 2-2 | 0 | 1 | 1 | 0 | 4 | 1 | 1 | 0 | 0 | 0 | 16 | |
| 13 | GABLE, Isaiah | | 0-0 | 0-0 | 0-0 | 0 | 0 | 0 | 0 | 0 | 0 | 0 | 0 | 0 | 0 | 0 | |
| 15 | LEWIS, Donnie | | 0-0 | 0-0 | 1-2 | 1 | 0 | 1 | 0 | 1 | 0 | 0 | 0 | 0 | 0 | 9 | |
| 23 | SIMMONS, Daniel | | 4-9 | 1-2 | 6-8 | 2 | 2 | 4 | 1 | 15 | 2 | 2 | 0 | 2 | 2 | 26 | |
| 42 | LAROS, Mark | | 1-2 | 0-0 | 2-2 | 2 | 2 | 4 | 0 | 4 | 1 | 0 | 0 | 1 | 1 | 13 | |
| Team | | | | | | 2 | 2 | 4 | | | | | | | | | |
| Totals | | | | 22-63 | 5-20 | 21-27 | 15 | 27 | 42 | 18 | 70 | 11 | 12 | 0 | 7 | 200 | |
| FG % 1st Half: 11-29 | | | 37.9% | 2nd half: 11-34 | | | 32.4% | Game: 22-63 | | | 34.9% | Deadball | | | Rebounds | | |
| 3FG % 1st Half: 2-8 | | | 25.0% | 2nd half: 3-12 | | | 25.0% | Game: 5-20 | | | 25.0% | | | | | | |
| FT % 1st Half: 8-12 | | | 66.7% | 2nd half: 13-15 | | | 86.7% | Game: 21-27 | | | 77.8% | | | | | | |

Officials: Steve Divine, Collin Dotson, Brad Fritsch
Technical fouls: N.C. Central-JONES, Alston, Southeast Missouri=None.
Attendance: 645

| Score by periods | 1st | 2nd | Total |
|--------------------|-----|-----|-------|
| N.C. Central | 41 | 36 | 77 |
| Southeast Missouri | 32 | 38 | 70 |

| Points | In | Off | 2nd | Fast | Bench |
|--------|----|-----|-----|------|-------|
| NCCUM | 36 | 9 | 4 | 2 | 31 |
| SEMO | 26 | 16 | 13 | 4 | 24 |

GAME 7

SOUTHEAST MISSOURI 83, HANNIBAL-LAGRANGE 59

Nov. 28, 2017 • Show Me Center • Cape Girardeau, Mo.

Hannibal-LaGrange 59 • 1-4

| # | Player | Total | | 3-Ptr | | Rebounds | | PF | TP | A | T | Blk | Stl | Min | |
|--------|------------------|--------|--------|--------|---------|----------|----|----|----|----|----|-----|-----|-----|-----|
| | | FG-FGA | FG-FGA | FT-FTA | Off Def | Total | | | | | | | | | |
| 21 | HUEITT, Tyrone | f | 6-10 | 0-1 | 1-2 | 0 | 0 | 0 | 3 | 13 | 0 | 3 | 2 | 0 | 29 |
| 23 | SMITH, Brady | f | 9-13 | 2-3 | 1-2 | 2 | 2 | 4 | 2 | 21 | 3 | 3 | 2 | 1 | 31 |
| 01 | PACE, Tim | g | 4-11 | 0-3 | 1-3 | 0 | 5 | 5 | 2 | 9 | 3 | 3 | 1 | 1 | 30 |
| 03 | ELBE, Lincoln | g | 1-7 | 0-5 | 0-0 | 0 | 2 | 2 | 1 | 2 | 4 | 1 | 1 | 2 | 30 |
| 04 | EARLY, Demetrius | g | 2-6 | 2-5 | 2-4 | 1 | 7 | 8 | 2 | 8 | 1 | 1 | 0 | 0 | 30 |
| 00 | INGLE, Adam | | 0-1 | 0-0 | 0-0 | 0 | 1 | 1 | 0 | 0 | 0 | 1 | 0 | 0 | 6 |
| 02 | THEBEAU, Clay | | 0-0 | 0-0 | 0-0 | 1 | 0 | 1 | 1 | 0 | 0 | 2 | 0 | 0 | 4 |
| 05 | ISON, Trevor | | 3-7 | 0-0 | 0-1 | 2 | 2 | 4 | 5 | 6 | 0 | 1 | 0 | 0 | 15 |
| 12 | ISON, Tyler | | 0-1 | 0-0 | 0-0 | 0 | 0 | 0 | 0 | 0 | 0 | 0 | 0 | 1 | 2 |
| 13 | OGALAT, Bruce | | 0-1 | 0-0 | 0-0 | 1 | 1 | 2 | 0 | 0 | 0 | 0 | 0 | 0 | 2 |
| 14 | PLUNKETT, Reed | | 0-1 | 0-1 | 0-0 | 0 | 0 | 0 | 0 | 0 | 1 | 1 | 0 | 0 | 5 |
| 24 | HIVELY, Izack | | 0-0 | 0-0 | 0-0 | 1 | 0 | 1 | 3 | 0 | 1 | 2 | 0 | 0 | 16 |
| | Team | | | | | 1 | 4 | 5 | | | | | | | |
| Totals | | | 25-58 | 4-18 | 5-12 | 9 | 24 | 33 | 19 | 59 | 13 | 18 | 6 | 5 | 200 |

Southeast Missouri State REDHAWKS

BOX SCORES

GAME 9

SOUTHEAST MISSOURI 91, UMKC 87

Dec. 6, 2017 • Show Me Center • Cape Girardeau, Mo.

UMKC 87 • 3-7

| # | Player | Total | | | 3-Ptr | | | Rebounds | | | PF | TP | A | TO | Blk | Stl | Min |
|--------|---------------------|--------|--------|--------|--------|--------|--------|----------|-----|-----|----|----|---|----|-----|-----|-----|
| | | FG-FGA | FG-FGA | FT-FTA | FG-FGA | FG-FGA | FT-FTA | Off | Def | Tot | | | | | | | |
| 05 | Giles, Jordan | f | 1-3 | 0-2 | 0-0 | 0 | 2 | 2 | 3 | 2 | 0 | 1 | 0 | 1 | 14 | | |
| 30 | Leek, Aleer | f | 1-3 | 1-1 | 0-0 | 2 | 3 | 5 | 4 | 3 | 0 | 1 | 5 | 0 | 16 | | |
| 00 | Bishop, Xavier | g | 5-10 | 1-3 | 7-11 | 1 | 0 | 1 | 5 | 18 | 5 | 3 | 0 | 0 | 31 | | |
| 02 | Ross, Isaiah | g | 2-12 | 2-8 | 0-0 | 1 | 0 | 1 | 3 | 6 | 3 | 2 | 0 | 1 | 27 | | |
| 10 | Robinson, Broderick | g | 8-19 | 5-10 | 3-3 | 2 | 8 | 10 | 2 | 24 | 3 | 1 | 0 | 2 | 39 | | |
| 01 | Smith, Marco | | 1-3 | 0-1 | 0-0 | 1 | 0 | 1 | 3 | 2 | 4 | 0 | 0 | 0 | 16 | | |
| 03 | McKissic, Brandon | | 3-7 | 3-4 | 0-0 | 0 | 6 | 6 | 4 | 9 | 0 | 1 | 1 | 0 | 20 | | |
| 14 | Ahmed, Mo | | 0-0 | 0-0 | 0-0 | 0 | 0 | 0 | 0 | 0 | 0 | 0 | 0 | 0 | 0+ | | |
| 15 | Knar, Robert | | 1-1 | 0-0 | 0-0 | 0 | 1 | 1 | 0 | 2 | 0 | 0 | 0 | 0 | 2 | | |
| 25 | Dulley, Steve | | 3-5 | 0-1 | 0-0 | 1 | 1 | 2 | 0 | 6 | 1 | 0 | 0 | 0 | 12 | | |
| 33 | Nesbitt Jr., Marvin | | 6-9 | 3-4 | 0-0 | 4 | 2 | 6 | 1 | 15 | 1 | 0 | 0 | 0 | 23 | | |
| Team | | | | | | 4 | 2 | 6 | | | | | | | | | |
| Totals | | | 31-72 | 15-34 | 10-14 | 16 | 25 | 41 | 25 | 87 | 17 | 9 | 6 | 4 | 200 | | |

FG % 1st Half: 14-38 36.8% 2nd half: 17-34 50.0% Game: 31-72 43.1% Deadball Rebounds 1
 3FG % 1st Half: 7-16 43.8% 2nd half: 8-18 44.4% Game: 15-34 44.1%
 FT % 1st Half: 2-3 66.7% 2nd half: 8-11 72.7% Game: 10-14 71.4%

Southeast Missouri 91 • 5-4

| # | Player | Total | | | 3-Ptr | | | Rebounds | | | PF | TP | A | TO | Blk | Stl | Min |
|--------|-------------------|--------|--------|--------|--------|--------|--------|----------|-----|-----|----|----|---|----|-----|-----|-----|
| | | FG-FGA | FG-FGA | FT-FTA | FG-FGA | FG-FGA | FT-FTA | Off | Def | Tot | | | | | | | |
| 04 | VRANES, Milos | f | 2-5 | 1-3 | 0-1 | 1 | 6 | 7 | 3 | 5 | 1 | 2 | 1 | 0 | 24 | | |
| 20 | CARPENTER, Justin | f | 5-12 | 0-1 | 4-6 | 5 | 6 | 11 | 0 | 14 | 2 | 1 | 3 | 1 | 25 | | |
| 02 | DALTON, Jonathan | g | 0-2 | 0-0 | 3-4 | 1 | 1 | 2 | 2 | 3 | 10 | 2 | 0 | 2 | 34 | | |
| 25 | BREWER, Ledarius | g | 4-11 | 1-4 | 0-0 | 1 | 0 | 1 | 2 | 9 | 1 | 0 | 1 | 0 | 16 | | |
| 34 | MAHONEY, Denzel | g | 5-7 | 3-3 | 4-5 | 0 | 3 | 3 | 4 | 17 | 1 | 4 | 0 | 0 | 30 | | |
| 01 | DUFFUS, Dondre | | 2-5 | 0-1 | 2-2 | 0 | 0 | 0 | 1 | 6 | 2 | 0 | 0 | 0 | 10 | | |
| 03 | KOWALSKI, Ray | | 5-7 | 4-5 | 2-2 | 1 | 2 | 3 | 1 | 16 | 1 | 0 | 0 | 0 | 25 | | |
| 13 | GABLE, Isaiah | | 1-2 | 1-1 | 0-0 | 0 | 0 | 0 | 0 | 3 | 0 | 0 | 0 | 0 | 9 | | |
| 15 | LEWIS, Donnie | | 0-0 | 0-0 | 0-0 | 1 | 1 | 2 | 1 | 0 | 0 | 0 | 0 | 0 | 6 | | |
| 23 | SIMMONS, Daniel | | 4-7 | 2-4 | 8-10 | 0 | 3 | 3 | 1 | 18 | 3 | 1 | 0 | 0 | 21 | | |
| Team | | | | | | 1 | 6 | 7 | | | | | | | | | |
| Totals | | | 28-58 | 12-22 | 23-30 | 11 | 28 | 39 | 15 | 91 | 21 | 10 | 5 | 3 | 200 | | |

FG % 1st Half: 15-30 50.0% 2nd half: 13-28 46.4% Game: 28-58 48.3% Deadball Rebounds 1
 3FG % 1st Half: 8-12 66.7% 2nd half: 4-10 40.0% Game: 12-22 54.5%
 FT % 1st Half: 10-13 76.9% 2nd half: 13-17 76.5% Game: 23-30 76.7%

Officials: Gene Grimshaw, Boyd Copeland, Chris Koopman
 Technical fouls: UMKC-None. Southeast Missouri-None.
 Attendance: 1586

| Score by periods | 1st | 2nd | Total |
|--------------------|-----|-----|-------|
| UMKC | 37 | 50 | 87 |
| Southeast Missouri | 48 | 43 | 91 |

| | In | Off | 2nd | Fast |
|--------|-------|-----|--------|-------|
| Points | Paint | T/O | Chance | Break |
| UMKC | 30 | 17 | 17 | 0 |
| SEMO | 28 | 15 | 13 | 4 |
| | | | | Bench |
| | | | | 34 |
| | | | | 43 |