

YOUR REDHAWKS 2017-18 SOUTHEAST MISSOURI BASKETBALL

GAME
12



BRADLEY (9-2) VS. SOUTHEAST MISSOURI (6-5)

Date.....Wednesday, December 20, 2017
Tipoff.....1 p.m., CT
Location.....Cape Girardeau, Mo.
Arena.....Show Me Center (7,000)
Series History.....Bradley leads, 7-2
Last Meeting.....BU 84, SEMO 78
 (Nov. 18, 2016 / Peoria, Ill.)

Head Coaches

Rick Ray (63-107 overall; 26-47 at SEMO; 11-21 OVC)
 Brian Wardle (27-49 overall; 27-49 at Bradley)

MEDIA COVERAGE

Radio.....SEMO ESPN 92.9 FM / Real Rock 99.3 FM
 (Erik Sean, Jess Bolen)
Video.....OVC Digital Network
Live Stats.....GoSoutheast.com

SOUTHEAST MISSOURI SPORTS INFORMATION

Basketball Contact.....Jeff Honza
Phone / Email.....(573) 651-2933 / redhawk1@me.com

GoSoutheast.com

Social Media



2017-18 SCHEDULE/RESULTS

November (3-4)

1	Missouri S&T (exhibition)	W, 94-75
4	Missouri Southern (exhibition)	W, 85-77
10	Missouri Baptist ^{OVC DN}	W, 81-69
	<i>Cancun Challenge</i>	
13	at Louisiana Tech	L, 95-96 ^{OT}
16	at Evansville ^{ESPN3}	L, 50-66
21	vs. Cal State Northridge # ^{CBS SPORTS DIGITAL}	W, 74-59
22	vs. Montana State # ^{CBS SPORTS DIGITAL}	L, 82-88
26	North Carolina Central ^{OVC DN}	L, 70-77
28	Hannibal-LaGrange ^{OVC DN}	W, 83-59

December (3-1, 0-0 OVC)

2	at North Carolina Central	W, 86-77
6	UMKC ^{OVC DN}	W, 91-87
9	at Southern Illinois ^{ESPN3}	W, 75-69
16	at Kansas State ^{ESPN3}	L, 71-89
20	Bradley ^{OVC DN}	1 p.m.
22	at Saint Louis ^{FOX SPORTS MIDWEST}	6 p.m.
28	Belmont* ^{OVC DN}	7:30 p.m.
31	Tennessee State* ^{OVC DN}	1 p.m.

January (0-0, 0-0 OVC)

4	at Murray State* ^{OVC DN}	7 p.m.
6	at Austin Peay* ^{OVC DN}	7 p.m.
11	Morehead State* ^{OVC DN}	7:30 p.m.
13	Eastern Kentucky* ^{OVC DN}	4:15 p.m.
18	at SIU Edwardsville* ^{OVC DN}	7 p.m.
20	at Eastern Illinois* ^{OVC DN}	3:15 p.m.
25	at Tennessee Tech* ^{OVC DN}	7:30 p.m.
27	at Jacksonville State* ^{OVC DN}	7 p.m.

February (0-0, 0-0 OVC)

1	Murray State* ^{OVC DN}	7:30 p.m.
3	Austin Peay* ^{OVC DN}	4:15 p.m.
8	at Morehead State* ^{OVC DN}	6:30 p.m.
10	at UT Martin* ^{OVC DN}	6 p.m.
15	Eastern Illinois* ^{OVC DN}	6:30 p.m.
17	SIU Edwardsville* ^{OVC DN}	4:15 p.m.
22	at Eastern Kentucky* ^{OVC DN}	7 p.m.
24	UT Martin* ^{OVC DN}	4:15 p.m.

All games are broadcast live on the radio at ESPN 92.9 FM and Real Rock 99.3 FM; All times are Central and subject to change; * - Denotes Ohio Valley Conference Game; OVC DN - OVC Digital Network; # - Game played in Cancun, Mexico

Redhawks Host Bradley

Southeast Missouri (6-5) plays host to Bradley (9-2) in a Wednesday afternoon matinee. Tip-off is 1 p.m., CT, at the Show Me Center.

Follow the Redhawks

Fans can listen to Wednesday's game on the radio at ESPN 92.9 FM and Real Rock 99.3 FM. Erik Sean and Jess Bolen will call the action. Video can be accessed online at the OVC Digital Network. Live stats are available at GoSoutheast.com. Twitter updates provided @SEMOMBB.

Series History

Bradley owns a 7-2 advantage in its overall series against Southeast. The Braves have won each of the last five meetings between these teams. BU makes a trip to Cape Girardeau for just the second time. The Braves fell to the Redhawks, 79-71, in their only visit to the Show Me Center on Nov. 26, 1997. BU beat Southeast, 84-78, on Nov. 18, 2016 in Peoria, Illinois.

Battle of the Most Improved

Southeast and Bradley were among the nation's most improved NCAA Division I basketball teams in 2016-17. The Redhawks ranked 24th and the Braves rounded out the country's top-25 most improved squads. Southeast went from 5-24 in 2015-16 to 15-18 in 2016-17, while BU went from 5-27 in 2015-16 to 13-20 in 2016-17. Redhawks head coach Rick Ray and Braves head coach Brian Wardle are both in their third year with their respective programs.

SOUTHEAST MISSOURI PROBABLE STARTERS



2

Jonathan Dalton
G / 5-10 / 155 / Jr.
New Orleans, La.

4.5 ppg, 1.9 rpg,
5.5 apg



4

Milos Vranes
F / 6-7 / 200 / Sr.
Belgrade, Serbia

6.8 ppg, 5.2 rpg
0.6 apg



20

Justin Carpenter
C / 6-9 / 230 / Fr.
Mt. Carmel, Ill.

10.8 ppg, 5.8 rpg,
1.1 apg



25

Ledarius Brewer
G / 6-5 / 200 / Fr.
Meridian, Miss.

11.7 ppg, 3.2 rpg,
1.6 apg



34

Denzel Mahoney
G/F / 6-4 / 213 / So.
Oviedo, Fla.

19.4 ppg, 4.2 rpg
1.1 apg

Southeast Missouri State REDHAWKS

2017-18 BASKETBALL NOTES / BRADLEY • DEC. 20

Early Tip Time

Southeast's 1 p.m., CT, tip time against Bradley is its earliest of the season. Wednesday marks the third time the Redhawks play an afternoon game this year. Southeast is 1-1 in day games, beating Cal State Northridge (74-59, Nov. 21) and falling to Montana State (88-82, Nov. 22) at the Cancun Challenge. Both of those games started at 2 p.m., CT.

Redhawk Rewind

The Redhawks saw their season-long four-game winning streak end with a 89-71 loss at Big 12 Conference member Kansas State (Dec. 16). Southeast returned from a week break for final exams to face the Wildcats. K-State shot a scorching 62.5 percent (35-of-56) from the field and scored 44 points inside the paint to key the victory. The Redhawks fell to 0-2 all-time against the Wildcats.

Against the Missouri Valley

Wednesday's game against Bradley marks Southeast's 298th meeting with a Missouri Valley Conference team. Bradley is the third MVC school the Redhawks play this season. Southeast dropped a 66-50 decision at Evansville on Nov. 16 and beat Southern Illinois, 75-69, on Dec. 9. The Redhawks are 109-189 all-time against the MVC. That record includes a 46-69 mark against SIU, 0-1 record vs. Drake, 5-10 record vs. Evansville, 2-7 mark vs. Bradley, 1-8 record vs. Illinois State, 0-2 record vs. Indiana State and a 55-92 mark vs. Missouri State.

Quick Turnaround

Southeast wraps up its 13-game non-conference slate with two games in three days this week. After Wednesday's meeting with Bradley, the Redhawks head two hours north on Interstate 55 to face Saint Louis at 6 p.m., CT, Friday. Southeast meets the Billikens for the first time in four years. The Redhawks then open Ohio Valley Conference play at home against Belmont following the Christmas holiday on Dec. 28.

Carpenter is Back

Freshman center Justin Carpenter returned to the starting lineup at Kansas State (Dec. 16). Carpenter scored 13 points, grabbed four rebounds, dished out two assists and had

2017-18 SOUTHEAST MISSOURI REDHAWKS ROSTER

No.	Name	Pos.	Ht.	Wt.	Cl.	Yr.	Hometown (High School/College)
1	Dondre Duffus	G	6-3	183	Jr.	4th	Palm Beach, Fla. (Boyd Anderson/St. Petersburg)
2	Jonathan Dalton	G	5-10	155	Jr.	3rd	New Orleans, La. (West Jefferson/Copiah-Lincoln CC)
3	Ray Kowalski	G	6-3	195	Fr.	2nd	Concord, N.C. (Concord)
4	Milos Vranes	F	6-7	200	Sr.	4th	Belgrade, Serbia (Third Belgrade/N.D. State Coll. of Science)
10	Khalil Cuffee	G	6-4	210	Fr.	1st	Fairburn, Ga. (Langston Hughes)
13	Isaiah Gable	F	6-7	195	Fr.	1st	Greenville, Ohio (Greenville)
15	Donnie Lewis*	G	6-1	170	Jr.	3rd	Lexington, Ky. (Paul Dunbar/Spalding University)
20	Justin Carpenter	F	6-9	230	Fr.	1st	Mt. Carmel, Ill. (Mt. Carmel)
22	Skyler Hogan #	G	6-3	180	So.	3rd	Melbourne, Fla. (Holy Trinity Episcopal/Embry-Riddle)
23	Daniel Simmons	G	6-2	196	Sr.	4th	Biggersville, Miss. (Biggersville/East Mississippi CC)
25	Ledarius Brewer	G	6-5	200	Fr.	1st	Meridian, Miss. (Meridian)
34	Denzel Mahoney	G/F	6-4	213	So.	2nd	Oviedo, Fla. (Hagerty)
42	Mark Laros	C	6-10	223	Jr.	3rd	Hengelo, Netherlands (Montessori College Twente/Mineral Area)

* Walk-on

Will sit out the season due to NCAA Division I transfer regulations

Head Coach: Rick Ray, Third Year (Grand View College, 1994)

Assistant Coach: Adam Gordon, Third Year (Tampa, 2006)

Assistant Coach: Nick Lagroone, Third Year (Southern Wesleyan, 2011)

Assistant Coach: Chris Moore, Third Year (Kentucky State, 1991)

Director of Operations: Tom Berryman, Second Year (Alabama, 2010)

Graduate Manager: Jonathan Ortiz, First Year (Tennessee Tech, 2017)

Pronunciations

Khalil Cuffee kah-leel
Dondre Duffus DUFF-us
Mark Laros lair-ohs
Milos Vranes mi-lowsh vrah-n-esh

Breakdown by Class

Seniors 2
Juniors 4
Sophomores 2
Freshmen 5



2017-18 OHIO VALLEY CONFERENCE STANDINGS (AS OF DEC. 13)

	OVC					Overall				
	Record	Pct.	Home	Away	Streak	Record	Pct.	Home	Away	Neutral
Murray State	0-0	.000	0-0	0-0	-	6-2	.750	4-1	2-1	0-0
Jacksonville State	0-0	.000	0-0	0-0	-	7-3	.700	4-0	2-3	1-0
Tennessee Tech	0-0	.000	0-0	0-0	-	7-4	.636	4-0	1-4	2-0
Tennessee State	0-0	.000	0-0	0-0	-	5-3	.625	3-2	2-1	0-0
Southeast Missouri	0-0	.000	0-0	0-0	-	6-4	.600	3-1	2-2	1-1
Belmont	0-0	.000	0-0	0-0	-	5-5	.500	4-1	1-4	0-0
Austin Peay	0-0	.000	0-0	0-0	-	4-5	.444	4-1	0-4	0-0
Eastern Kentucky	0-0	.000	0-0	0-0	-	4-6	.400	3-0	1-4	0-2
Morehead State	0-0	.000	0-0	0-0	-	3-6	.333	3-0	0-6	0-0
SIUE	0-0	.000	0-0	0-0	-	3-6	.333	1-2	2-4	0-0
UT Martin	0-0	.000	0-0	0-0	-	3-7	.300	2-1	1-6	0-0
Eastern Illinois	0-0	.000	0-0	0-0	-	2-6	.250	2-0	0-6	0-0



Southeast Missouri State REDHAWKS

2017-18 BASKETBALL NOTES / BRADLEY • DEC. 20

a steal in 27 minutes. He missed the Redhawks game at Southern Illinois (Dec. 9) with a concussion.

Mahoney Clears 700 Points

Denzel Mahoney surpassed 700 points in his career when he scored 23 to lead Southeast in a 89-71 loss at Kansas State (Dec. 16). Mahoney scored 20 of his points in the first half and shot 6-of-9 from the field and a perfect 9-of-9 at the free throw line for the game. He now has 706 points and a 16 points per game average in his two-year career.

Mr. Perfect

Denzel Mahoney, who leads Southeast and ranks ninth in the Ohio Valley Conference in free throw percentage (.826) shot a perfect 9-of-9 free throws at Kansas State (Dec. 16). It marked the second time this season and fifth in his career where Mahoney went perfect at the free throw line with a minimum of five free throw attempts in a game.

Dalton Clears 100 Assists

With his four assists at Kansas State (Dec. 16), Jonathan Dalton went over 100 assists in his Southeast career. Dalton currently has 60 assists this season and 101 in his career.

OVC Scoring Leader

Sophomore guard/forward Denzel Mahoney leads the Ohio Valley Conference with 19.4 points a game. Mahoney is also 15th among league individuals in field goal percentage (.535), ninth in free throw percentage (.826), third in 3-point field goal percentage (.486), and 17th in minutes played (29.4 mpg). He has scored double figures a total of 37 times in his career.

Last Time it Happened

The last Southeast player to finish a season as the Ohio Valley Conference scoring leader was Roy Booker in 2005-06. Booker averaged 22 points per game and drained 73 three-pointers in 27 games that year. Since then, the closest the Redhawks came to having a player lead the league in scoring was 2013-14 when cousins Tyler Stone (19.3 ppg) and Jarekious Bradley (19 ppg) ranked second and third, respectively.

Home Cooking

Southeast won 10 of its last 13 games at the Show Me Center. The Redhawks went 10-4 overall and 6-2 in Ohio Valley Conference play on their homecourt last season. It was Southeast's best home record since 2011-12 (10-4). The Redhawks are 16-15 at home under head coach Rick Ray. Southeast goes for its third-straight home win when it faces Bradley Wednesday.

Simmons Streak

Daniel Simmons moved to second on the team in scoring following his strong effort at Kansas State (Dec. 16). Simmons scored 17 points and matched a career-high five 3-pointers made in 33 minutes off the bench. He has scored double figures in seven-straight contests, raising his scoring average from 10.6 to 12.5 points per game during that stretch.

On the Road

Southeast is 3-4 outside of Cape Girardeau this season. The Redhawks won two in a row on the road beating North Carolina Central, 86-77, on Dec. 2 and Southern Illinois, 75-69, on Dec. 9. It marked the first time Southeast posted back-to-back true road victories since 2012-13 (83-67, at New Orleans; 61-58, at Southeastern Louisiana).

Strong December

The Redhawks opened the month of December with a 3-0 record after beating both North Carolina Central (Dec. 2) and Southern Illinois (Dec. 9) on the road, and UMKC (Dec. 6) at home. Southeast scored 86 or more points twice in that span. It was the first time the Redhawks started December with a 3-0 record since 1998-99.

Best Start

Southeast's 6-4 start in 2017-18 marked its best under third-year head coach Rick Ray. Prior to this season, The Redhawks went 0-10 (2015-16) and 4-6 (2016-17) through their first 10 games with Ray at the helm prior to this year.

2017-18 STATS COMPARISON

SEMO	BU
6-5.....Record	9-2
0-0.....Conference Record.....	0-0
78.0.....Points Per Game.....	69.5
76.0.....Opp. Points Per Game.....	58.5
+2.0.....Scoring Margin	+11.0
.469.....Field Goal Percentage.....	.447
.467.....Opp. Field Goal Percentage.....	.367
.401.....3-Point Field Goal Percentage.....	.398
.370.....Opp. 3-Point Field Goal Percentage.....	.266
.742.....Free Throw Percentage658
.687.....Opp. Free Throw Percentage.....	.700
33.5.....Rebounds Per Game.....	38.5
33.9.....Opp. Rebounds Per Game.....	32.5
-0.4.....Rebounding Margin	+6.0
14.8.....Assists Per Game.....	14.7
11.5.....Turnovers Per Game	15.7
+0.7.....Turnover Margin.....	-0.4
2.4.....Blocks Per Game	4.3
6.2.....Steals Per Game.....	7.5

THIS WEEK'S SCHEDULE/RESULTS

Monday, December 18

Norfolk State at Eastern Kentucky, 7 p.m., CT
Howard at Jacksonville State, 7 p.m., CT
Tennessee State at Texas, 8 p.m., CT

Tuesday, December 19

Chicago State at SIUE, 7 p.m., CT
Auburn at Murray State, 7 p.m., CT
Belmont at Western Kentucky, 7 p.m., CT
Troy at Austin Peay, 7 p.m., CT
Morehead State at Butler, 7:30 p.m., CT
Western Illinois at Eastern Illinois, 7:30 p.m., CT

Wednesday, December 20

Bradley at Southeast Missouri, 1 p.m., CT
Blue Mountain College at UT Martin, 7 p.m., CT

Thursday, December 21

Chattanooga at Jacksonville State, Noon, CT
Saint Francis (Ill.) at Eastern Illinois, 1:30 p.m., CT
Tennessee State at Purdue, 5 p.m., CT
Tennessee Tech at Indiana, 7 p.m., CT

Friday, December 22

Eastern Kentucky at Marshall, 6 p.m., CT
Southeast Missouri at Saint Louis, 6 p.m., CT
Murray State at Detroit Mercy, 6 p.m., CT
SIUE at Central Michigan, 6 p.m., CT
Western Kentucky at Austin Peay, 7 p.m., CT
Arkansas-Pine Bluff at UT Martin, 7 p.m., CT

Southeast Missouri State REDHAWKS

2017-18 BASKETBALL NOTES / BRADLEY • DEC. 20

HONORS & AWARDS

Preseason All-OVC

Denzel Mahoney, So., G/F

Mayan Division Cancun Challenge

All-Tournament Team

Denzel Mahoney, So., G/F

Ledarrius Brewer, Fr., G

College Sports Madness OVC Player of the Week

Denzel Mahoney, So., G/F, Dec. 2

2017-18 OVC PRESEASON POLL

Team (First-Place Votes)

Belmont (18).....	235
Jacksonville State (3).....	213
Murray State (3).....	212
Eastern Kentucky.....	139
Tennessee Tech.....	137
Eastern Illinois.....	135
Tennessee State.....	125
UT Martin.....	114
Morehead State.....	89
Southeast Missouri.....	82
Austin Peay.....	63
SIUE.....	40

2017-18 PRESEASON ALL-OVC TEAM

Name, Position, School

Matthew Butler, G, UT Martin

Malcolm Drumwright, G, Jacksonville State

Amanze Egekeze, F, Belmont

Norbertas Giga, F/C, Jacksonville State

Asante Gist, G, Eastern Kentucky

Aleksa Jugovic, G, Tennessee Tech

Austin Luke, G, Belmont

Denzel Mahoney, G/F, Southeast Missouri

Nick Mayo, F, Eastern Kentucky

Terrell Miller, F, Murray State

Jonathan Stark, G, Murray State

Preseason OVC Player of the Year

Jonathan Stark, G, Murray State

Bombs Away

The Redhawks made 10 or more 3-pointers in four-straight games. Southeast recently matched a season-high 12 threes when it hit 12-of-26 (.462) at Southern Illinois (Dec. 9). The Redhawks made six of their 3-pointers in the first half. Southeast shot 50.5 percent (45-of-89) from beyond the arc over its last four contests. The Redhawks rank second in the Ohio Valley Conference with a .401 three-point field goal percentage.

Dalton Third in Assist/Turnover Ratio

Point guard Jonathan Dalton enters the week ranked third in the Ohio Valley Conference in assist/turnover ratio. Dalton has a team-high 60 assists to 21 turnovers for a 2.9 ratio through 11 games. He dished out five or more assists eight times and went turnover free on four occasions this season. Dalton ranks third in the league with 5.5 assists per contest.

Kowalski Sidelined with Hamstring Injury

Redshirt-freshman guard Ray Kowalski did not play at Kansas State (Dec. 16) due to a hamstring injury. Kowalski averaged 5.7 points per game and knocked down 11 three-pointers in 10 games prior to his injury. His status for Wednesday is undetermined at this time.

Vranes Steps Up

Southeast was without centers Justin Carpenter (concussion) and Mark Laros (mononucleosis) at Southern Illinois (Dec. 9). Forward Milos Vranes had a big game in their absence. Vranes shot 4-of-7 from the field, knocked down a pair of 3-pointers and went 4-of-6 at the free throw line against the Salukis. He finished with 14 points and six rebounds in 22 minutes. It was the second time in three starts where Vranes scored double figures.

Kowalski Notches Season-High

Ray Kowalski pitched in a season-high 16 points, including 12 from 3-point range in Southeast's win over UMKC (Dec. 6). Kowalski shot 5-of-7 from the field and 4-of-5 from downtown. His 16 points were more than he had in his previous four games combined (12).

Over 80

Southeast scored more than 80 points for the sixth time in 11 games this season when it beat UMKC, 91-87, on Dec. 6. The Redhawks 24-point victory (83-59) over Hannibal-La-Grange (Nov. 28) is presently their largest of the year. That stands as Southeast's biggest margin of victory in a non-conference game since the Redhawks beat Central Arkansas, 87-63, on Dec. 1, 2016.

Duffus Returns

Guard Dondre Duffus saw his first action of the season when he scored six points in 10 minutes off the bench vs. UMKC (Dec. 6). Duffus missed Southeast's last 28 games of 2016-17 due to a groin injury and was sidelined the first eight game of this season after undergoing a medical procedure. He played for the first time since Nov. 22, 2016. Duffus dropped in a season-high eight points and had three steals in 17 minutes at Southern Illinois (Dec. 9).

Laros Out

Center Mark Laros is expected to miss at least three weeks due to mononucleosis. Laros averaged 5.6 points and 4.9 rebounds in seven games and five starts prior to his illness.

Nice Road Win

The Redhawks never trailed in their 86-77 victory over North Carolina Central (Dec. 2). Southeast shot 56.4 percent (31-of-55) from the field, 62.5 percent (10-of-16) from 3-point range and had five players reach double figures in the scoring column. It was Southeast's first true road win of the season.

New Season-High

Freshman Justin Carpenter established a new season-high with 20 points against North Carolina Central (Dec. 2). Carpenter did not miss a field goal (8-of-8) or free throw (3-of-3) and dished out three assists in that game. He ranks second in the Ohio Valley Conference in field goal percentage (.617).

Southeast Missouri State REDHAWKS

2017-18 BASKETBALL NOTES / BRADLEY • DEC. 20

Mileage Counter

The Redhawks travelled a total of 9,270 miles between air and ground transportation this season. Southeast made stops to St. Louis, Missouri, Dallas, Texas, Monroe, Louisiana, Ruston, Louisiana, Evansville, Indiana, Cancun, Mexico, New Orleans, Louisiana, Newark, New Jersey, Raleigh, North Carolina, Durham, North Carolina, Washington, DC and Manhattan, Kansas during its travel stretch.

Board Certified

Freshman Isaiah Gable put together a strong week off the bench. Gable pulled down a season-high 10 rebounds against Hannibal-LaGrange (Nov. 28) and followed that up with a season-best nine points on 3-of-3 threes at North Carolina Central (Dec. 2). He is one of three Redhawks to get 10 or more rebounds in a game this season.

Non-Division I

The Redhawks picked up their 27th-straight against non-Division I teams when they beat Hannibal-LaGrange, 83-59, on Nov. 28. Southeast hasn't lost to a non-Division I program since 2001-02 (62-52, vs. Birmingham Southern on Nov. 16). The Redhawks won both of their matchups against non-Division I foes this year.

Carpenter and Vranes Make First Career Starts

Freshman Justin Carpenter and senior Milos Vranes made their first career starts against North Carolina Central (Nov. 26). Carpenter turned in a double-double 14 points and 11 rebounds, the first of his career and Southeast's second this season. Vranes scored three points and added seven rebounds in 19 minutes. Carpenter leads the Redhawks in rebounding (5.8 rpg) and is fourth in scoring (10.8 ppg).

Lineup Combinations

Southeast has used four different starting lineups in 11 games this season. Most recently, Ledarius Brewer, Justin Carpenter, Milos Vranes, Denzel Mahoney and Jonathan Dalton started five of the last six games. That lineup is 3-2 this year.

Cancun Challenge Recap

The Redhawks went 1-3 in this year's Cancun Challenge. Southeast dropped a 96-95 overtime decision at Louisiana Tech (Nov. 13) and fell to Evansville (Nov. 16), 66-50, on the road stateside. The Redhawks advanced to the Mayan Division title game with a 74-59 win over Cal State Northridge (Nov. 21) and rounded out the event with a 88-82 loss to Montana State (Nov. 22) in Cancun, Mexico.

Mahoney and Brewer Earn All-Tournament Honors

Sophomore Denzel Mahoney and freshman Ledarius Brewer were named to the Mayan Division Cancun Challenge All-Tournament Team. Mahoney averaged 18.3 points, six rebounds and shot 56.3 percent (27-of-48) from the field in four games. He also scored 18 or more points three times in the tournament, including a season-high 27 against Montana State (Nov. 22). Brewer followed with 14.3 points per game and made a team-high 11 three-pointers during the four-game stretch.

Season-Best Shooting

Southeast shot a season-high 56.9 percent from the field in its 88-82 loss to Montana State (Nov. 22). The Redhawks made 29-of-51 shots and scored 20 of their points at the free throw line. It was the second time Southeast shot 50 percent or better from the floor this year.

Tournament Play

Southeast picked up its first win in tournament play under head coach Rick Ray when it beat Cal State Northridge, 74-59, at the Cancun Challenge on Nov. 21. The Redhawks finished the Cancun Challenge with a 1-3 mark.

Vranes Notches Double-Double

Milos Vranes recorded his first career double-double with 16 points and 10 rebounds in 28 minutes off the bench against Evansville (Nov. 16). Vranes shot 6-of-11 from the field and knocked down three 3-pointers. His 16 points and 10 rebounds marked new career-highs.

SHOW ME CENTER INFORMATION

Photographers

Photographers working the floor level at the Show Me Center are required to shoot from behind the dash lines along the baselines and must sit on the floor in those areas. The Sports Information Director may identify other positions off the court where photographers may work, provided the view is not blocked for fans. At no time may photographers work directly from behind the official scorer's table and team benches, and in front of any courtside signage. No tripods may be placed on or beside the court.

Postgame Procedure

All interview requests for Southeast student-athletes must be made to a member of the Southeast Missouri sports information staff prior to the end of each game. Student-athletes will be escorted to postgame press conferences in the front meeting rooms of the Show Me Center. Media representatives are not allowed in the dressing room area. Redhawks head coach Rick Ray will address the media during press conferences after every game and the opposing head coach will be invited upon request. Ray will join press conferences immediately after his postgame radio obligation with the Redhawks Radio Network.

Credentials

Credentials are required for entrance to the Show Me Center. To request season or singlegame credentials, please contact Southeast Missouri Sports Information Director Jeff Honza by phone (573) 651-2933 or email jhonza@semo.edu/redhawk1@me.com. Credentials can be picked up at the NCAA pass gate located inside the main entrance of the Show Me Center.

Press Row

Media will be issued assigned seats course on the north side of the Show Me Center. Press row is reserved for working media only. Professional decorum is expected at all times. Cheering or outward expression is strictly prohibited.

Gameday Information

Game notes, rosters, statistics and other information is available on press row and in the media workroom at the Show Me Center on gamedays. Weekly releases will be published online at GoSoutheast.com.

Phone Lines

One phone line will be provided to the visiting team's official radio station courtesy of the Redhawks Radio Network. If additional phone lines are needed, they must be secured by calling (573) 651-2275 at least one week in advance.

Wireless Internet

The Show Me Center is equipped with wireless internet. Please see a member of the Southeast Missouri sports information staff for login information.

Southeast Missouri State REDHAWKS

2017-18 BASKETBALL NOTES / BRADLEY • DEC. 20

OVC Rankings

The Redhawks rank among the top five in the Ohio Valley Conference in scoring offense (4th, 78.0 ppg), free throw percentage (5th, .742), field goal percentage (4th, .469), 3-point field goal percentage (2nd, .401), assists (5th, 14.8 apg) and assist/turnover ratio (2nd, 1.3). Individually, Denzel Mahoney leads the league in scoring (19.4 ppg), Justin Carpenter is third in field goal percentage (.589) and Jonathan Dalton is third in assists (5.5 apg), and third in assist/turnover ratio (2.9).

Down to the Wire

Southeast took a strong Louisiana Tech team to the wire in a 96-95 overtime loss on Nov. 13. Freshman Justin Carpenter made two free throws with 30 seconds left and the Redhawks got a big stop to force the game to overtime. Louisiana Tech went on a 7-0 run, did not miss a field goal (5-of-5) and made 7-of-10 free throws to escape in the extra period. Both teams went back-and-forth to 13 ties and 10 lead changes and scored a combined 86 points in the paint. Eight different players scored double figures between the two teams, including four with 20 or more. The 95 points were Southeast's most in a game against a Division I opponent under head coach Rick Ray.

Season-Opening Win

The Redhawks opened the 2017-18 season with an 81-69 victory over NAIA member Missouri Baptist on Nov. 10. Southeast tipped off a season on its homecourt for the first time in 12 years. The Redhawks improved to 10-17 all-time in season-opening games since moving to the NCAA Division I ranks in 1991-92.

Season-Opener Skid is Over

Southeast ended an 11-game losing streak in season-opening games when it beat Missouri Baptist, 81-69, on Nov. 10. It was the Redhawks 26th consecutive win against non-Division I opponents. Southeast's last win in a season-opener was a 59-56 victory over Truman State on Nov. 18, 2005.

Redhawk Debuts

A total of six players made their NCAA Division I debuts at Southeast against Missouri Baptist (Nov. 10). Mark Laros, Ray Kowalski, Isaiah Gable, Donnie Lewis, Justin Carpenter and Ledarrius Brewer all participated. Laros narrowly missed a double-double with nine points and nine rebounds in his first career start, while Brewer came off the bench to score 14 points in 26 minutes.

Double-Digit Scorers

Southeast put four or more players in double figures six times this season. Most recently, Denzel Mahoney scored 18 points, Milos Vranes followed with 14, Ledarrius Brewer pitched in 13 and Daneil Simmons had 12 at Southern Illinois (Dec. 9).

Now Starting

Guard Daniel Simmons was in Southeast's starting lineup for the first time in his career against Missouri Baptist (Nov. 10). Simmons dropped in 13 points on 5-of-12 field goals, knocked down two 3-pointers, grabbed two rebounds, dished out two assists and had a steal in 28 minutes.

Free Throws the Difference

Southeast made 19-of-21 free throws to key its victory over Missouri Baptist (Nov. 10). Denzel Mahoney opened the season going a perfect 11-of-11 at the charity stripe. The Redhawks have made 19 or more free throws in three of their last five games dating back to last season. Southeast shot 79.3 percent (77-of-97) during that stretch.

Year Three

Rick Ray is in his third season as Southeast's head coach. Ray led the Redhawks to a +10 increase in the win column and Southeast was the 22nd Most Improved Team in NCAA Division I Basketball a year ago. The Redhawks finished at 15-18 overall and second in the Ohio Valley Conference West Division with a 9-7 mark after going 5-24 and placing last in the OVC in 2015-16. Ray received a two-year contract extension that runs through the 2020-21 season.

Roster Talk

Southeast's 2017-18 roster consists of 13 players, including two seniors, four juniors, two sophomores and five freshmen. The Redhawks return only one starter in guard/forward Denzel Mahoney. Daniel Simmons, Milos Vranes, Jonathan Dalton, Dondre Duffus and Donnie Lewis are the rest of the returnees. Simmons and Vranes are Southeast's seniors.

Dalton Nets Career-High in Assists

Point guard Jonathan Dalton dished out a career-high seven assists in his first start of the season against Missouri Baptist (Nov. 10). Dalton also scored 11 points in that game. Tahj Eaddy was the last Southeast player to get seven or more assists in a game when he finished with 11 vs. UT Martin on Feb. 18, 2017.

Mahoney Named Preseason All-OVC

Sophomore Denzel Mahoney earned Preseason All-Ohio Valley Conference honors, the league announced during its media day on Oct. 24. A Second-Team All-OVC selection, All-Newcomer pick and the 2016-17 OVC Freshman of the Year, Mahoney had a mammoth rookie season. He finished second on the team in scoring with 14.9 points per game and was the Redhawks leading scorer in conference play (16.6 ppg) in 33 starts. He led Southeast with 57 three-pointers made, dished out 40 assists, collected 23 steals and gathered four blocks. Mahoney scored double figures in 27 of his starts, including his final 11 of the 2016-17 campaign. He ranked 10th in the OVC in free throw percentage (.815) and 12th in scoring. Mahoney was also named OVC Freshman of the Week a league-high five times.

Active Streaks

Denzel Mahoney has started 44-consecutive games. Mahoney scored in 43 contests during his college career. He opened the season with 21 points against Missouri Baptist (Nov. 10) and 25 at Louisiana Tech (Nov. 13), and recently scored a career-high 27 vs. Hannibal-LaGrange (Nov. 28).

Southeast Missouri State REDHAWKS

2017-18 BASKETBALL NOTES / BRADLEY • DEC. 20

Massive Improvement

In 2016-17, Southeast showed dramatic improvement from the previous season. The Redhawks ranked among the top-five in the Ohio Valley Conference in several categories, including steals (1st, 7.7), assist/turnover ratio (5th, 1.1) and 3-point field goals made (5th, 8.0). SEMO made its biggest jump from the 2015-16 season to this past season in turnover margin (8th to 1st), 3-point field goal percentage (last to 2nd) and free throw percentage (last to 2nd). Nationally, Southeast went from 331st to 49th in free throw percentage and 336th to 59th in total 3-point field goals made.

Redhawks Picked 10th in OVC Preseason Poll

Southeast was picked 10th in this year's Ohio Valley Conference Preseason Poll. The Redhawks accumulated 82 points in the overall voting by OVC Head Basketball Coaches and Sports Information Directors. Belmont picked up 18 first-place votes as this year's preseason favorite. Jacksonville State, which represented the OVC in the NCAA Tournament, was picked second with 213 points. Murray State (212 pts.), Eastern Kentucky (139 pts.), Tennessee Tech (137 pts.), Eastern Illinois (135 pts.), Tennessee State (125 pts.), UT Martin (114 pts.) and Morehead State (89 pts.) were also ahead of Southeast. Austin Peay (63 pts.) and SIU Edwardsville (40 pts.) rounded out the predicted order of finish.

Season 111

This year marks the 111th season of Southeast Basketball. The Redhawks are 1,248-1,133 all-time in program history. Southeast is in its 27th season at the NCAA Division I level, where it is 318-448 overall and 175-259 in the Ohio Valley Conference.

2017-18 Schedule

Southeast plays a 31-game schedule with 14 matchups at the Show Me Center in 2017-18. The Redhawks non-conference slate includes a trip to Cancun, Mexico for the Cancun Challenge, a trip to 2016-17 NCAA Tournament participant Kansas State and visits to regional-rivals Southern Illinois and Saint

Louis. This year's Ohio Valley Conference schedule expands to 18 games. The Redhawks open league play against defending OVC Champion Belmont on Dec. 28.

School Record

After making an Ohio Valley Conference low 154 three-pointers the year before, Southeast set a single-season school record with 263 made threes in 2016-17. The 2016-17 team surpassed the previous record of 256 (2012-13). Southeast averaged eight 3-pointers made per game, 2.7 more than it made per game in 2015-16 (5.3).

Vranes Plays on Serbian National Team

Milos Vranes proudly represented his country as a member of the Serbian National Basketball Team in the 2017 World University Games. A native of Belgrade, Vranes first tried out for his native team at a camp in Denver, Colorado back in May. He made the final cut of 12 players, who later competed at the World University Games in Taipei, Taiwan from Aug. 20-29. Serbia finished fourth in the World behind Lithuania, the United States and Latvia. Vranes' team played a total of 17 games in a month with eight at the World University Games. Serbia completed the World University Games with a 5-3 record and advanced to the semifinals where it fell to the United States, 93-61. Serbia came just one win shy of a medal when it lost to Latvia, 81-74, in the consolation game. Statistically, Vranes averaged 3.4 points and 2.9 rebounds, while shooting 42.9 percent from the field in seven contests at the World University Games. Vranes played two tournaments in China leading up to the World University Games main event. He was one of four United States college players on the Serbian National Team along with Idaho State's Novak Topalovic, Marshall's Aleksa Nikolic and American University's Andrija Matic.

Former Redhawks

Antonius Cleveland (2013-17) signed a two-way deal with the Dallas Mavericks on Nov. 16, 2017. Cleveland is the first Southeast player signed to a NBA roster since the NBA/ABA merger in 1976. Dallas waived Gian Clavell allowing Cleveland to assume Clavell's two-way roster spot. Tyler Stone (2011-14) plays for Galil Gilboa (Israel) and Jarekious Bradley (2013-15) plays for Braunschweig of the Germany-BBL. Meanwhile, Nino Johnson (2011-15) is playing with Hasharon in Israel's National League.

Season Preview

Southeast Missouri is inexperienced, but has an abundance of talent heading into its 2017-18 season. Southeast took a big step forward a year ago when it ranked as the 22nd most improved team in NCAA Division I Basketball. The Redhawks compiled an overall record of 15-18 and 9-7 in the Ohio Valley Conference, finishing second in the West Division. Southeast enjoyed a +10 increase in the win column after it had gone 5-24 and placed last in the conference the previous season. With only one returning starter and just four returnees, Southeast is eager to build on its recent success. The Redhawks lost over 51 percent of their minutes following the departure of starters Antonius Cleveland, Trey Kellum, Jamaal Calvin and Jaylen Benton. That group combined for 1,263 of the team's 2,460 minutes in 2016-17. Now, the task at hand is finding the right combination to replace those minutes.

No Postseason

On May 10, 2017, the NCAA released the public APR data, postseason ineligibility and penalty reports. Southeast Missouri men's basketball received the following penalties: Postseason ineligibility in 2017-18 and Practice time restricted to 16 hours and five days per week in-season.

Southeast Missouri State **REDHAWKS**

HEAD COACH RICK RAY



Rick Ray begins his third season at Southeast Missouri in 2017-18.

Rick Ray enters his third year as Southeast Missouri's head coach.

In his second season a year ago, Ray led Southeast to a +10 increase in the win column as the Redhawks were the 22nd Most Improved Team in NCAA Division I Basketball. The Redhawks finished at 15-18 overall and second in the Ohio Valley Conference West Division with a 9-7 mark after going 5-24 and placing last in the OVC in 2015-16.

Southeast made its 15th all-time OVC Tournament appearance with Ray winning the first game he coached at the event when the Redhawks erased a 14-point deficit to beat Tennessee State in overtime.

Statistically, Southeast showed dramatic improvement from the previous season. The Redhawks ranked among the top-five in the OVC in several

RICK RAY

Head Coach • Third Year • Grand View College, 1994

categories, including steals (1st, 7.7), assist/turnover ratio (5th, 1.1) and 3-point field goals made (5th, 8.0). Southeast made its biggest jump from the 2015-16 season to this past season in turnover margin (8th to 1st), 3-point field goal percentage (last to 2nd) and free throw percentage (last to 2nd). Nationally, Southeast went from 331st to 49th in free throw percentage and 336th to 59th in total 3-point field goals made, while making significant improvement in many other areas during the 2016-17 campaign.

Additionally, Ray coached a pair of All-OVC selections in guards Antonius Cleveland and Denzel Mahoney. Cleveland earned first-team honors, became the first Southeast player to make the national College Slam Dunk Championship and agreed to a deal with the Golden State Warriors. Mahoney was the league's Freshman of the Year, a second-team pick, All-Newcomer selection and OVC All-Tournament Team honoree. It was the first time the Redhawks had multiple All-OVC selections since 2013-14 (Tyler Stone, Jarekious Bradley).

Following the 2016-17 campaign, Ray received a two-year contract extension that runs through the 2020-21 season.

Ray was introduced as the 20th head coach in Southeast Missouri men's basketball history on April 13, 2015.

Ray, who agreed to a four-year contract that will run through 2019, is the first African-American head coach

in the 109-year history of the program.

A tireless worker, Ray is structuring his program to achieve success both on the court and in the classroom.

In his first summer on the job, Ray challenged his players to excel academically and they did so by accumulating a 3.38 grade point average, the program's highest in a summer term.

Twelve of the 15 players enrolled in summer classes posted a 3.0 or higher GPA. To take it even further, Ray convinced other players to remain on campus and finish what they started. As a result, seven players graduated. Nino Johnson, Jarekious Bradley, Darrian Gray and J.J. Thompson, along with former players Corey Wilford, Waylon Jones and Dainmon Gonner all earned their bachelor degrees.

The next summer, the Redhawks recorded a 3.33 GPA with six players achieving a 4.0 and 11 notching a 3.0 or higher GPA.

Ray's 2015-16 team was the first to play in a newly-renovated Show Me Center, which has served as home to Redhawk Basketball since 1987.

One of the best basketball arenas in the Ohio Valley Conference, the Show Me Center received a new state-of-the-art center-hung video board, brand new telescopic seating, a new exterior roof and additional improvements to lighting and sound systems. All renovations were completed for the 2015-16

campaign.

Prior to Southeast, Ray spent three seasons as head coach at Mississippi State. He led the Bulldogs to a 2-2 mark in the SEC Tournament, including an upset win against Vanderbilt in 2013-14. Ray helped the development of two All-SEC freshmen in Craig Sword and Gavin Ware, as his recruiting classes received national attention. In addition, Ray had a 100 percent graduation rate during his tenure at MSU.

Certainly no stranger to NCAA postseason play, Ray has been an assistant at three different institutions that enjoyed success at the highest level.

Before arriving in Starkville, Mississippi, Ray spent two seasons at Clemson, where he was associate head coach to Brad Brownell. Ray also spent four successful years on the staff of Matt Painter at Purdue. He began his Division I coaching career at Indiana State, serving seven seasons.

All three programs participated in the NCAA Tournament. While at Clemson coaching in the highly-competitive Atlantic Coast Conference, the Tigers won 38 games during Ray's two-year stint as associate head coach. In 2010-11, the Tigers finished the year with a 22-12 overall record and 9-7 mark in the ACC en route to making the NCAA Tournament for the fourth-straight season. Clemson advanced to the second round of the tournament that year.

Ray was an assistant coach from 2006-10 under Painter at Purdue, where the Boilermakers won 103 games during his first four years on staff, including 15

Southeast Missouri State REDHAWKS

HEAD COACH RICK RAY

victories over Top 25 competition. During his tenure, Purdue advanced to the NCAA Tournament each season and made the Sweet 16 his last two years there.

In 2009, the Boilermakers won the Big Ten Tournament and secured a No. 5 seed in the NCAA Tournament. A year later, Ray helped the Boilermakers to 29 wins, tied for the most in Purdue history for a single season. Purdue earned a No. 4 seed and lost in the round of 16 to eventual NCAA champion Duke during the 2010 NCAA Tournament.

Ray was part of the 2006-07 Purdue staff that signed arguably the top class in school history, a group that was rated No. 5 nationally by Scout.com and No. 6 by Rivals.com. That class included All-Americans Robbie Hummel and JaJuan Johnson and current NBA player E'Twaun Moore.

While at Purdue, Ray was on Painter's staff that also included Cuonzo Martin, who recently completed his second season at Cal, and Paul Lusk, who is head coach at Missouri State.

Ray coached at Missouri Valley Conference member Indiana State for a period of seven years (1997-2004), helping ISU to consecutive 20-win seasons and NCAA Tournament appearances in 1999-2000 and 2000-01. In 1999-2000, the Sycamores compiled a 14-4 record in the MVC and won the regular season title. ISU then won the MVC Tournament the following season. The Sycamores later upset No. 4 seed Oklahoma in the first round of the 2001 NCAA Tournament. In addition, Ray was part of the

ISU staff that defeated perennial power Indiana in back-to-back seasons.

Following his time at ISU, Ray spent two seasons (2004-06) as an assistant coach and recruiting coordinator at Northern Illinois. In 2005-06, the Huskies were regular season Western Division champions in the Mid-American Conference for the first time in school history with a 17-11 overall record and 12-6 ledger in the MAC.

Ray began his coaching career as a graduate assistant

at the University of Nebraska-Omaha, a Division II program. He helped orchestrate a seven-win turnaround during his second season in 1996-97.

A standout player for Grand View College (Iowa), Ray was an All-American Scholar-Athlete and honorable mention all-conference performer in 1993.

He earned his undergraduate degree in applied mathematics and secondary education from Grand View in 1994. Ray received his master's degree in athletic administration from

Nebraska-Omaha in 1997.

Those type of heralded credentials helped Ray make the transition to head coach.

In 2013, he was the recipient of Grand View's Distinguished Alumni Award.

Born in Gardena, California, Ray moved to Kansas City, Kansas with his family when he was six years old.

Ray and his wife, Breyana, have two sons, Deacon and Mason, and a daughter, Katriece.

Ray's 2016-17 team showed dramatic improvement and the Redhawks will look to build on that success in his third year at the helm.

YEAR-BY-YEAR RECORDS

Year	School	Assignment	Record	Conference	Postseason
1995-96	Nebraska-Omaha	Graduate Assistant	-	-	-
1996-97	Nebraska-Omaha	Graduate Assistant	-	-	-
1997-98	Indiana State	Assistant Coach	16-11	10-8	-
1998-99	Indiana State	Assistant Coach	15-12	10-8	-
1999-2000	Indiana State	Assistant Coach	22-10	14-4	NCAA Tournament First Round
2000-01	Indiana State	Assistant Coach	22-12	10-8	NCAA Tournament Second Round
2001-02	Indiana State	Assistant Coach	6-22	4-14	-
2002-03	Indiana State	Assistant Coach	7-24	2-16	-
2003-04	Indiana State	Assistant Coach	9-19	5-13	-
2004-05	Northern Illinois	Assistant Coach	11-17	7-11	-
2005-06	Northern Illinois	Assistant Coach	17-11	12-6	-
2006-07	Purdue	Assistant Coach	22-12	9-7	NCAA Tournament Second Round
2007-08	Purdue	Assistant Coach	25-9	15-3	NCAA Tournament Second Round
2008-09	Purdue	Assistant Coach	27-10	11-7	NCAA Tournament Sweet 16
2009-10	Purdue	Assistant Coach	29-6	14-4	NCAA Tournament Sweet 16
2010-11	Clemson	Associate Head Coach	22-12	9-7	NCAA Tournament Second Round
2011-12	Clemson	Associate Head Coach	16-15	8-8	-
2012-13	Mississippi State	Head Coach	10-22	4-14	-
2013-14	Mississippi State	Head Coach	14-19	3-15	-
2014-15	Mississippi State	Head Coach	13-19	6-12	-
2015-16	Southeast Missouri	Head Coach	5-24	2-14	-
2016-17	Southeast Missouri	Head Coach	15-18	9-7	OVC Tournament Quarterfinals
2017-18	Southeast Missouri	Head Coach	6-5	0-0	-

Career Record: 63-107 (6 years)

Record at Southeast Missouri: 26-47, 11-21 OVC (2 years)

Record at Mississippi State: 37-60, 13-41 SEC (3 years)

Record as a college assistant/associate head coach: 266-202

Southeast Missouri State **REDHAWKS**

MEDIA INFORMATION

Redhawks Radio Network

All Redhawk basketball games will be broadcast live on the radio at ESPN 92.9 FM and Real Rock 99.3 FM, and online at GoSoutheast.com. Erik Sean is in his 18th year as the “Voice of the Redhawks.” Sean is the Director of Sports Operations for Mississippi River Radio's eight radio stations in Cape Girardeau. He is an 11-time winner of the Missouri Broadcasters Association's Play-by-Play Award and three-time winner of the MBA's Sports Award. Sean will be assisted by Jess Bolen throughout the season.

Radio Network Affiliates

ESPN 92.9 FM (KLSC)

Cape Girardeau, Mo.
(Flagship)

Real Rock 99.3 FM (KCGQ)

Cape Girardeau, Mo.

ESPN 1220 AM (KGIR)

Cape Girardeau, Mo.

ESPN 1470 (KMAL)

Malden, Mo.

Practices

All Southeast Missouri men's basketball practices are closed. Requested media interviews during the week should be made to Jeff Honza. Media interviews will be conducted before practice.

Credentials

Credentials are required for entrance to the Show Me Center. To request season or single-game credentials, please contact Southeast Missouri Sports Information Director Jeff Honza by phone (573) 651-2933 or email jhonza@semo.edu/redhawk1@me.com. Credentials can be picked up at the NCAA pass gate located inside the main entrance of the Show Me Center.

Radio Show

Southeast Missouri's basketball radio show returns to Wings Etc. this season. This year's radio shows will be on Mondays each week, beginning Nov. 27. A total of 12 shows are on this year's schedule, including eight in Cape Girardeau (3047 William Street) and four in Jackson (2003 East Jackson Blvd.). Erik Sean will host the radio show which airs live on ESPN 92.9 FM and ESPN 1220 AM each week. Fans can also watch every radio show live online at SEMOESPN.com.

Radio Show Schedule

Nov. 27 - Wings Etc. (Cape Girardeau)
Dec. 4 - Wings Etc. (Cape Girardeau)
Dec. 11 - Wings Etc. (Jackson)
Dec. 18 - Wings Etc. (Cape Girardeau)
Jan. 2 (Tuesday) - Wings Etc. (Cape Girardeau)
Jan. 8 - Wings Etc. (Jackson)
Jan. 15 - Wings Etc. (Cape Girardeau)
Jan. 22 - Wings Etc. (Cape Girardeau)
Jan. 29 - Wings Etc. (Jackson)
Feb. 5 - Wings Etc. (Cape Girardeau)
Feb. 12 - Wings Etc. (Cape Girardeau)
Feb. 19 - Wings Etc. (Jackson)

Redhawks Basketball with Coach Ray


“Redhawks Basketball with Coach Ray” will be televised Monday nights at 11:05 p.m., CT, on the Heartland CW (WQWQ-TV) and Charter Cable Channel 12. It also airs on Cable Channel 11 and simulcast on digital channel 89 on Tuesdays, Wednesdays and Thursdays at the following times: 8:30 a.m., 8 p.m. and midnight. The show begins Nov. 27 and is hosted by KFVS Sports Director Todd Richards.

OVC Digital Network


The 2017-18 season is the sixth year for the OVC Digital Network which provides live games free on any device. Fans can watch Southeast Missouri's home and away OVC matchups free of charge online at OVCDigitalNetwork.com.

Southeast Missouri State REDHAWKS


2017-18 REDHAWKS




1
DONDRE DUFFUS
G / 6-3 / 183 / Jr.
Palm Beach, Fla.



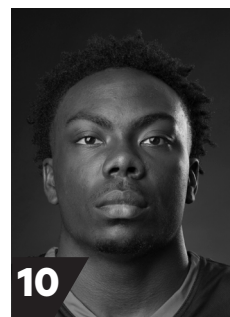
2
JONATHAN DALTON
G / 5-10 / 155 / Jr.
New Orleans, La.




3
RAY KOWALSKI
G / 6-3 / 195 / R-Fr.
Concord, N.C.



4
MIROS VRANES
F / 6-7 / 200 / Sr.
Belgrade, Serbia




10
KHALIL CUFFEE
G / 6-4 / 210 / Fr.
Fairburn, Ga.




13
ISAIAH GABLE
F / 6-7 / 195 / Fr.
Greenville, Ohio




15
DONNIE LEWIS
G / 6-1 / 170 / Jr.
Lexington, Ky.



20
JUSTIN CARPENTER
F / 6-9 / 230 / Fr.
Mt. Carmel, Ill.




22
SKYLER HOGAN
G / 6-3 / 180 / So.
Melbourne, Fla.




23
DANIEL SIMMONS
G / 6-2 / 196 / Sr.
Biggersville, Miss.



25
LEDARRIUS BREWER
G / 6-5 / 200 / Fr.
Meridian, Miss.




34
DENZEL MAHONEY
G/F / 6-4 / 213 / So.
Oviedo, Fla.



42
MARK LAROS
C / 6-10 / 223 / Jr.
Hengelo, Netherlands



RICK RAY
Head Coach
Third Year




ADAM GORDON
Assistant Coach
Third Year




NICK LAGROONE
Assistant Coach
Third Year



CHRIS MOORE
Assistant Coach
Third Year



JONATHAN ORTIZ
Graduate Manager
First Year



TOM BERRYMAN
Director of Operations
Second Year

Southeast Missouri State REDHAWKS

2017-18 STATISTICS



2017-18 Southeast Missouri Basketball Southeast Missouri Combined Team Statistics (as of Dec 16, 2017) All games



RECORD:	OVERALL	HOME	AWAY	NEUTRAL
ALL GAMES	6-5	3-1	2-3	1-1
CONFERENCE	0-0	0-0	0-0	0-0
NON-CONFERENCE	6-5	3-1	2-3	1-1

##	Player	gp-gs	min	avg	Total		3-Point		F-Throw		Rebounds				pf	dq	a	to	blk	stl	pts	avg
					fg-fga	fg%	3fg-fga	3fg%	ft-fa	ft%	off	def	tot	avg								
34	MAHONEY, Denzel	11-11	323	29.4	69-129	.535	18-37	.486	57-69	.826	10	36	46	4.2	29	0	12	18	3	7	213	19.4
23	SIMMONS, Daniel	11-6	274	24.9	46-108	.426	17-38	.447	28-39	.718	6	32	38	3.5	20	1	29	14	1	12	137	12.5
25	BREWER, Ledarius	11-7	288	26.2	46-117	.393	21-56	.375	16-23	.696	5	30	35	3.2	27	2	18	15	5	10	129	11.7
20	CARPENTER, Justin	10-5	219	21.9	43-73	.589	3-11	.273	19-26	.731	21	37	58	5.8	23	0	11	12	7	7	108	10.8
04	VRANES, Milos	11-6	212	19.3	28-61	.459	12-31	.387	7-13	.538	13	44	57	5.2	24	0	7	14	4	4	75	6.8
03	KOWALSKI, Ray	10-5	201	20.1	20-56	.357	11-30	.367	6-6	1.000	3	13	16	1.6	13	0	8	10	0	3	57	5.7
01	DUFFUS, Dondre	3-0	43	14.3	5-10	.500	2-3	.667	5-6	.833	0	5	5	1.7	9	0	3	6	0	3	17	5.7
42	LAROS, Mark	7-5	124	17.7	17-27	.630	0-0	.000	5-8	.625	18	16	34	4.9	10	0	2	9	6	4	39	5.6
02	DALTON, Jonathan	11-10	334	30.4	13-26	.500	4-11	.364	19-26	.731	7	14	21	1.9	22	0	60	21	0	14	49	4.5
13	GABLE, Isaiah	9-0	106	11.8	11-27	.407	7-19	.368	4-7	.571	0	15	15	1.7	10	0	3	4	0	0	33	3.7
15	LEWIS, Donnie	11-0	101	9.2	0-1	.000	0-1	.000	1-2	.500	3	3	6	0.5	14	0	10	1	0	4	1	0.1
Team											13	25	38					3				
Total.....		11	2225		298-635	.469	95-237	.401	167-225	.742	99	270	369	33.5	201	3	163	127	26	68	858	78.0
Opponents.....		11	2225		294-629	.467	88-238	.370	160-233	.687	104	269	373	33.9	200	-	158	135	47	46	836	76.0

TEAM STATISTICS	SEMO	OPP
SCORING	858	836
Points per game	78.0	76.0
Scoring margin	+2.0	-
FIELD GOALS-ATT	298-635	294-629
Field goal pct	.469	.467
3 POINT FG-ATT	95-237	88-238
3-point FG pct	.401	.370
3-pt FG made per game	8.6	8.0
FREE THROWS-ATT	167-225	160-233
Free throw pct	.742	.687
F-Throws made per game	15.2	14.5
REBOUNDS	369	373
Rebounds per game	33.5	33.9
Rebounding margin	-0.4	-
ASSISTS	163	158
Assists per game	14.8	14.4
TURNOVERS	127	135
Turnovers per game	11.5	12.3
Turnover margin	+0.7	-
Assist/turnover ratio	1.3	1.2
STEALS	68	46
Steals per game	6.2	4.2
BLOCKS	26	47
Blocks per game	2.4	4.3
ATTENDANCE	4285	18362
Home games-Avg/Game	4-1071	5-3672
Neutral site-Avg/Game	-	2-0

Date	Opponent		Score	Att.
11-10-17	MISSOURI BAPTIST	W	81-69	1239
\$ 11-13-17	at Louisiana Tech	Lot	95-96	2456
\$ 11-16-17	at Evansville	L	50-66	3151
\$ 11-21-17	vs CSUN	W	74-59	0
\$ 11-22-17	vs MONTANA STATE	L	82-88	0
11-26-17	N.C. CENTRAL	L	70-77	645
11-28-17	HANNIBAL-LAGRANGE	W	83-59	815
12-02-17	at N.C. Central	W	86-77	873
12-06-17	UMKC	W	91-87	1586
12-09-17	at Southern Illinois	W	75-69	4493
12-16-17	at Kansas State	L	71-89	7389

* = Conference game
\$ = Cancun Challenge

Score by Periods	1st	2nd	OT	Totals
Southeast Missouri	399	443	16	858
Opponents	395	424	17	836

Southeast Missouri State REDHAWKS

2016-17 FINAL OVC STATISTICS



2016-17 Southeast Missouri Basketball Southeast Missouri Combined Team Statistics (as of Sep 22, 2017) Conference games only



RECORD:	OVERALL	HOME	AWAY	NEUTRAL
ALL GAMES	9-7	6-2	3-5	0-0
CONFERENCE	9-7	6-2	3-5	0-0
NON-CONFERENCE	0-0	0-0	0-0	0-0

#	Player	gp-gs	min	avg	Total		3-Point		F-Throw		Rebounds				pf	dq	a	to	blk	stl	pts	avg
					fg-fga	fg%	3fg-fga	3fg%	ft-fa	ft%	off	def	tot	avg								
34	MAHONEY, Denzel	16-16	484	30.3	83-172	.483	32-76	.421	68-83	.819	21	52	73	4.6	52	2	27	28	1	11	266	16.6
01	CLEVELAND, Antonius	16-16	528	33.0	99-176	.563	13-31	.419	47-70	.671	13	72	85	5.3	46	2	37	38	14	25	258	16.1
13	KELLUM, Trey	16-11	378	23.6	61-108	.565	0-0	.000	59-83	.711	43	58	101	6.3	61	5	4	34	4	11	181	11.3
02	EADDY, Tahj	16-10	433	27.1	54-127	.425	24-57	.421	27-30	.900	5	40	45	2.8	17	1	46	22	1	16	159	9.9
12	CALVIN, Jamaal	14-12	369	26.4	34-82	.415	25-62	.403	15-16	.938	4	28	32	2.3	19	0	26	14	0	15	108	7.7
22	BENTON, Jaylen	14-9	287	20.5	31-68	.456	10-32	.313	12-15	.800	7	26	33	2.4	36	0	32	22	3	14	84	6.0
04	VRANES, Milos	14-0	229	16.4	26-51	.510	12-30	.400	9-16	.563	13	25	38	2.7	38	2	8	5	1	6	73	5.2
23	SIMMONS, Daniel	16-0	225	14.1	22-71	.310	10-32	.313	10-12	.833	5	27	32	2.0	19	0	22	15	2	10	64	4.0
10	DALTON, Jonathan	16-1	201	12.6	10-21	.476	4-9	.444	4-6	.667	1	9	10	0.6	17	0	20	18	0	6	28	1.8
35	TCHIENGANG, Willia	5-5	63	12.6	4-5	.800	0-0	.000	0-0	.000	3	12	15	3.0	15	1	0	5	2	0	8	1.6
11	SAMPLE, Eli	9-0	28	3.1	2-5	.400	1-2	.500	0-0	.000	0	0	0	0.0	3	0	2	3	0	1	5	0.6
Team											17	20	37				5					
Total.....		16	3225		426-886	.481	131-331	.396	251-331	.758	132	369	501	31.3	323	13	224	209	28	115	1234	77.1
Opponents.....		16	3225		417-898	.464	120-351	.342	229-336	.682	171	382	553	34.6	292	-	229	238	44	70	1183	73.9

TEAM STATISTICS	SEMO	OPP
SCORING	1234	1183
Points per game	77.1	73.9
Scoring margin	+3.2	-
FIELD GOALS-ATT	426-886	417-898
Field goal pct	.481	.464
3 POINT FG-ATT	131-331	120-351
3-point FG pct	.396	.342
3-pt FG made per game	8.2	7.5
FREE THROWS-ATT	251-331	229-336
Free throw pct	.758	.682
F-Throws made per game	15.7	14.3
REBOUNDS	501	553
Rebounds per game	31.3	34.6
Rebounding margin	-3.2	-
ASSISTS	224	229
Assists per game	14.0	14.3
TURNOVERS	209	238
Turnovers per game	13.1	14.9
Turnover margin	+1.8	-
Assist/turnover ratio	1.1	1.0
STEALS	115	70
Steals per game	7.2	4.4
BLOCKS	28	44
Blocks per game	1.8	2.8
ATTENDANCE	20033	15736
Home games-Avg/Game	8-2504	8-1967
Neutral site-Avg/Game	-	0-0

Score by Periods	1st	2nd	OT	Totals
Southeast Missouri	591	634	9	1234
Opponents	571	597	15	1183

Date	Opponent	Score	Att.
* 12-31-16	EASTERN KENTUCKY	w 81-48	720
* 01-05-17	at Tennessee State	L 62-65	613
* 01-07-17	at Belmont	L 75-87	2017
* 01-10-17	TENNESSEE TECH	w 83-78	923
* 01-14-17	at UT Martin	L 69-79	2068
* 01-19-17	SIUE	w 79-76	1372
* 01-21-17	EASTERN ILLINOIS	w 83-71	1968
* 01-26-17	at Murray State	w 75-74	3080
* 01-28-17	at Austin Peay	w 82-71	3794
* 02-01-17	at Jacksonville State	L 62-74	1011
* 02-04-17	MOREHEAD STATE	L 81-89	2919
* 02-09-17	at SIUE	w 71-67	1161
* 02-11-17	at Eastern Illinois	Lot 80-86	1992
* 02-18-17	UT MARTIN	w 90-61	3160
* 02-23-17	MURRAY STATE	w 82-69	5225
* 02-25-17	AUSTIN PEAY	L 79-88	3746

! = Las Vegas Classic (Springfield, Mo./Chicago, Ill./Las Vegas, Nev.)

= OVC Tournament (Nashville, Tenn.)

* = Conference game

Southeast Missouri State REDHAWKS

2017-18 STATISTICS

Comparison Game-by-Game (Southeast Missouri/Opponent)

Opponent	1st	2nd	Score	Mar	Total FG	FG Pct	3-Pointers	3FG Pct	Free Throws	FT Pct	Rebounds (Mar)	Assist	T/Over	Block	Steal	Fouls
Missouri Baptist	37/27	44/42	81-69	+12	27-54/24-48	.500/.500	8-20/8-23	.400/.348	19-21/13-23	.905/.565	29/30 (1)	17/10	13/18	2/4	7/3	18/16
Louisiana Tech	39/39	40/40	95-96	(1)	36-75/31-60	.480/.517	9-25/6-21	.360/.286	14-19/28-34	.737/.824	37/37 -	20/16	9/9	4/8	6/1	20/17
Evansville	21/36	29/30	50-66	(16)	19-48/18-45	.396/.400	8-25/8-18	.320/.444	4-8/22-27	.500/.815	31/28 +3	9/12	18/10	5/2	5/5	24/14
Cal State Northridge	39/28	35/31	74-59	+15	28-61/21-62	.459/.339	10-24/5-19	.417/.263	8-11/12-17	.727/.706	39/36 +3	17/9	10/9	4/3	7/5	16/11
Montana State	34/41	48/47	82-88	(6)	29-51/27-54	.569/.500	4-15/8-20	.267/.400	20-26/26-34	.769/.765	31/26 +5	11/12	15/11	1/2	5/6	26/24
North Carolina Central	32/41	38/36	70-77	(7)	22-63/28-54	.349/.519	5-20/7-19	.250/.368	21-27/14-22	.778/.636	42/34 +8	11/12	12/12	0/4	7/7	18/22
Hannibal-LaGrange	33/33	50/26	83-59	+24	31-63/25-58	.492/.431	6-19/4-18	.316/.222	15-21/5-12	.714/.417	37/33 +4	14/13	10/18	3/6	10/5	12/19
North Carolina Central	38/35	48/42	86-77	+9	31-55/29-57	.564/.509	10-16/5-15	.625/.333	14-22/14-19	.636/.737	31/30 +1	18/17	10/13	2/2	6/2	16/20
UMKC	48/37	43/50	91-87	+4	28-58/31-72	.483/.431	12-22/15-34	.545/.441	23-30/10-14	.767/.714	39/41 (2)	21/17	10/9	5/6	3/4	15/25
Southern Illinois	39/25	36/44	75-69	+6	22-50/25-63	.440/.397	12-26/11-28	.462/.393	19-30/8-15	.633/.533	34/41 (7)	9/15	11/15	0/6	8/3	20/23
Kansas State	39/53	32/36	71-89	(18)	25-57/35-56	.439/.625	11-25/11-23	.440/.478	10-10/8-16	1.000/.500	19/37 (18)	16/25	9/11	0/4	4/5	16/9
Bradley																
Saint Louis																
Belmont																
Tennessee State																
Murray State																
Austin Peay																
Morehead State																
Eastern Kentucky																
SIU Edwardsville																
Eastern Illinois																
Tennessee Tech																
Jacksonville State																
Murray State																
Austin Peay																
Morehead State																
UT Martin																
Eastern Illinois																
SIU Edwardsville																
Eastern Kentucky																
UT Martin																

Points in the Paint, Second Chance Points, Points Off Turnovers, Fastbreak Points, Bench Points

Opponent	W/L	POINTS IN THE PAINT		2ND CHANCE POINTS		POINTS OFF TURNOVERS		FASTBREAK POINTS		BENCH POINTS	
		SEMO	OPP.	SEMO	OPP.	SEMO	OPP.	SEMO	OPP.	SEMO	OPP.
Missouri Baptist	W	30	26	5	6	23	9	4	0	25	30
Louisiana Tech	L	42	44	12	12	17	10	2	0	40	28
Evansville	L	16	18	0	0	10	19	6	0	28	11
Cal State Northridge	W	28	22	5	9	10	10	14	9	10	13
Montana State	L	44	28	13	8	17	13	6	7	26	29
North Carolina Central	L	26	36	13	4	16	9	4	2	24	31
Hannibal-LaGrange	W	44	32	12	7	21	11	4	6	32	6
North Carolina Central	W	40	38	10	11	17	14	12	10	22	32
UMKC	W	28	30	13	17	15	17	4	0	43	34
Southern Illinois	W	18	26	6	12	16	13	2	0	14	33
Kansas State	L	22	44	6	8	11	14	3	12	22	17
Bradley											
Saint Louis											
Belmont											
Tennessee State											
Murray State											
Austin Peay											
Morehead State											
Eastern Kentucky											
SIU Edwardsville											
Eastern Illinois											
Tennessee Tech											
Jacksonville State											
Murray State											
Austin Peay											
Morehead State											
UT Martin											
Eastern Illinois											
SIU Edwardsville											
Eastern Kentucky											
UT Martin											

Southeast Missouri State REDHAWKS

2017-18 STATISTICS

Game-by-Game Leaders

Opponent	W/L	Score	Points	Rebounds	Assists	Blocks	Steals
Missouri Baptist	W	81-69	Mahoney - 21	Laros - 9	Dalton - 7	Laros, Mahoney - 1	Brewer - 2
Louisiana Tech	L	95-96 ^{OT}	Mahoney - 25	Mahoney - 7	Dalton - 7	Simmons, Laros, Carpenter, Brewer - 1	Dalton - 2
Evansville	L	50-66	Vranes - 16	Vranes - 10	Dalton - 5	Brewer - 2	Dalton - 3
Cal State Northridge	W	74-59	Brewer - 20	Laros - 9	Dalton - 5	Laros, Brewer, Mahoney, Carpenter - 1	Simmons - 3
Montana State	L	82-88	Mahoney - 27	Carpenter - 8	Dalton - 6	Laros - 1	Dalton, Simmons, Vranes, Carpenter, Brewer - 1
North Carolina Central	L	70-77	Mahoney, Simmons - 15	Carpenter - 11	Dalton - 5	-	Simmons, Dalton - 2
Hannibal-LaGrange	W	83-59	Mahoney - 27	Gable - 10	Mahoney, Lewis, Simmons - 3	Vranes, Carpenter, Laros - 1	Dalton, Lewis - 2
North Carolina Central	W	86-77	Carpenter - 20	Carpenter - 6	Dalton - 5	Vranes - 2	Mahoney - 2
UMKC	W	91-87	Simmons - 18	Carpenter - 11	Dalton - 10	Carpenter - 3	Dalton - 2
Southern Illinois	W	75-69	Mahoney - 18	Vranes, Simmons - 6	Dalton - 4	-	Duffus - 3
Kansas State	L	71-89	Mahoney - 23	Vranes - 6	Dalton, Simmons - 4	-	Carpenter, Dalton, Brewer, Lewis - 1

Bradley
Saint Louis
Belmont
Tennessee State
Murray State
Austin Peay
Morehead State
Eastern Kentucky
SIU Edwardsville
Eastern Illinois
Tennessee Tech
Jacksonville State
Murray State
Austin Peay
Morehead State
UT Martin
Eastern Illinois
SIU Edwardsville
Eastern Kentucky
UT Martin

Game-by-Game Starters

Opponent	W/L	Score	Guard	Guard	Guard	Forward	Center/Guard	First Man Off the Bench
Missouri Baptist	W	81-69	Dalton	Simmons	Kowalski	Mahoney	Laros, C	Brewer, 14 pts., 5 reb., 3 assists, 2 steals, 26 min.
Louisiana Tech	L	95-96 ^{OT}	Dalton	Simmons	Kowalski	Mahoney	Laros, C	Brewer, 20 pts., 6 reb., 1 assist, 1 block, 1 steal, 31 min.
Evansville	L	50-66	Dalton	Simmons	Kowalski	Mahoney	Laros, C	Carpenter, 2 pts., 1 reb., 1 block, 14 min.
Cal State Northridge	W	74-59	Brewer	Simmons	Kowalski	Mahoney	Laros, C	Carpenter, 9 pts., 5 reb., 13 min.
Montana State	L	82-88	Dalton	Simmons	Kowalski	Mahoney	Laros, C	Brewer, 9 pts., 2 reb., 25 min.
North Carolina Central	L	70-77	Dalton	Brewer	Mahoney	Vranes	Carpenter, C	Simmons, 15 pts., 4 reb., 26 min.
Hannibal-LaGrange	W	83-59	Dalton	Brewer	Mahoney	Vranes	Carpenter, C	Gable, 8 pts., 10 reb., 19 min.
North Carolina Central	W	86-77	Dalton	Brewer	Mahoney	Vranes	Carpenter, C	Simmons, 10 pts., 3 reb.
UMKC	W	91-87	Dalton	Brewer	Mahoney	Vranes	Carpenter, C	Simmons, 18 pts., 3 reb., 3 assists, 21 min.
Southern Illinois	W	75-69	Dalton	Brewer	Mahoney	Vranes	Simmons, G	Gable, 6 pts., 1 reb., 20 min.
Kansas State	L	71-89	Dalton	Brewer	Mahoney	Vranes	Carpenter, C	Simmons, 17 pts., 4 assists, 33 min.

Bradley
Saint Louis
Belmont
Tennessee State
Murray State
Austin Peay
Morehead State
Eastern Kentucky
SIU Edwardsville
Eastern Illinois
Tennessee Tech
Jacksonville State
Murray State
Austin Peay
Morehead State
UT Martin
Eastern Illinois
SIU Edwardsville
Eastern Kentucky
UT Martin

Starting Lineup Combinations

Record	Guard	Guard	Guard	Forward/Guard	Center
1-3	Dalton	Simmons	Kowalski	Mahoney	Laros
1-0	Brewer	Simmons	Kowalski	Mahoney	Laros
3-2	Dalton	Brewer	Mahoney	Vranes	Carpenter
1-0	Dalton	Brewer	Mahoney	Simmons, G	Vranes

Southeast Missouri State REDHAWKS

2017-18 TEAM GAME-BY-GAME STATISTICS

	Score	FG-A	Pct.	3FG-A	Pct.	FT-A	Pct.	OFF	DEF	Total	E	A	TO	B	S
Southeast Missouri	W, 81-69	27-54	.500	8-20	.400	19-21	.905	8	21	29	18	17	13	2	7
Missouri Baptist		24-48	.500	8-23	.348	13-23	.565	11	19	30	16	10	18	4	3
Southeast Missouri	L, 95-96 ^{OT}	36-75	.480	9-25	.360	14-19	.737	13	24	37	20	20	9	4	6
Louisiana Tech		31-60	.517	6-21	.286	28-34	.824	7	30	37	17	16	9	8	1
Southeast Missouri	L, 50-66	19-48	.396	8-25	.320	4-8	.500	5	26	31	24	9	18	5	5
Evansville		18-45	.400	8-18	.444	22-27	.815	4	24	28	14	12	10	2	5
Southeast Missouri	W, 74-59	28-61	.459	10-24	.417	8-11	.727	9	30	39	16	17	10	4	7
Cal State Northridge		21-62	.339	5-19	.263	12-17	.706	12	24	36	11	9	9	3	5
Southeast Missouri	L, 82-88	29-51	.569	4-15	.267	20-26	.769	8	23	31	26	11	15	1	5
Montana State		27-54	.500	8-20	.400	26-34	.765	9	17	26	24	12	11	2	6
Southeast Missouri	L, 70-77	22-63	.349	5-20	.250	21-27	.778	15	27	42	18	11	12	0	7
North Carolina Central		28-54	.519	7-19	.368	14-22	.636	4	30	34	22	12	12	4	7
Southeast Missouri	W, 83-59	31-63	.492	6-19	.316	15-21	.714	10	27	37	12	14	10	3	10
Hannibal-LaGrange		25-58	.431	4-18	.222	5-12	.417	9	24	33	19	13	18	6	5
Southeast Missouri	W, 86-77	31-55	.564	10-16	.625	14-22	.636	8	23	31	16	18	10	2	6
North Carolina Central		29-57	.509	5-15	.333	14-19	.737	8	22	30	20	17	13	2	2
Southeast Missouri	W, 91-87	28-58	.483	12-22	.545	23-30	.767	11	28	39	15	21	10	5	3
UMKC		31-72	.431	15-34	.441	10-14	.714	16	25	41	25	17	9	6	4
Southeast Missouri	W, 75-69	22-50	.440	12-26	.462	19-30	.633	7	27	34	20	9	11	0	8
Southern Illinois		25-63	.397	11-28	.393	8-15	.533	14	27	41	23	15	15	6	3
Southeast Missouri	L, 71-89	25-57	.439	11-25	.440	10-10	1.000	5	14	19	16	16	9	0	4
Kansas State		35-56	.625	11-23	.478	8-16	.500	10	27	37	9	25	11	4	5
Southeast Missouri															
Bradley															
Southeast Missouri															
Saint Louis															
Southeast Missouri															
Belmont															
Southeast Missouri															
Tennessee State															
Southeast Missouri															
Murray State															
Southeast Missouri															
Austin Peay															
Southeast Missouri															
Morehead State															
Southeast Missouri															
Eastern Kentucky															
Southeast Missouri															
SIU Edwardsville															
Southeast Missouri															
Eastern Illinois															
Southeast Missouri															
Tennessee Tech															
Southeast Missouri															
Jacksonville State															
Southeast Missouri															
Murray State															
Southeast Missouri															
Austin Peay															
Southeast Missouri															
Morehead State															
Southeast Missouri															
UT Martin															
Southeast Missouri															
Eastern Illinois															
Southeast Missouri															
SIU Edwardsville															
Southeast Missouri															
Eastern Kentucky															
Southeast Missouri															
UT Martin															

Southeast Missouri State REDHAWKS

MISCELLANEOUS STATISTICS

GAME-BY-GAME LEADERS SUMMARY (# OF GAMES)

Points

Denzel Mahoney.....	7
Daniel Simmons.....	2
Milos Vranes.....	1
Ledarrius Brewer.....	1
Justin Carpenter.....	1

Rebounds

Justin Carpenter.....	4
Milos Vranes.....	3
Mark Laros.....	2
Daniel Simmons.....	2
Denzel Mahoney.....	1
Isaiah Gable.....	1

Assists

Jonathan Dalton.....	10
Daniel Simmons.....	2
Denzel Mahoney.....	1
Donnie Lewis.....	1

Blocks

Mark Laros.....	5
Justin Carpenter.....	4
Denzel Mahoney.....	3
Ledarrius Brewer.....	3
Milos Vranes.....	2

Steals

Jonathan Dalton.....	7
Daniel Simmons.....	3
Ledarrius Brewer.....	3
Justin Carpenter.....	2
Donnie Lewis.....	2
Milos Vranes.....	1
Denzel Mahoney.....	1
Dondre Duffus.....	1

Dunks (# for 2017-18 Season)

Ledarrius Brewer.....	4
Mark Laros.....	2
Justin Carpenter.....	2

Games Played/Started

	2017-18	Career
Denzel Mahoney	11/11	44/44
Daniel Simmons	11/6	43/6
Milos Vranes	11/6	42/6
Jonathan Dalton	11/10	41/11
Ledarrius Brewer	11/7	11/7
Donnie Lewis	11/0	11/0
Justin Carpenter	10/5	10/5
Ray Kowalski	10/5	10/5
Isaiah Gable	9/0	9/0
Dondre Duffus	3/0	8/3
Mark Laros	7/5	7/5

CAREER LEDGER

Double-Digit Point Games

	2017-18	Career
Denzel Mahoney.....	10	37
Daniel Simmons.....	9	14
Milos Vranes.....	3	10
Ledarrius Brewer.....	6	6
Justin Carpenter.....	6	6
Ray Kowalski.....	3	3
Dondre Duffus.....	-	2
Jonathan Dalton.....	2	2
Mark Laros.....	1	1

Double-Digit Rebound Games

	2017-18	Career
Justin Carpenter.....	2	2
Milos Vranes.....	1	1
Isaiah Gable.....	1	1

20+ Point Games

	2017-18	Career
Denzel Mahoney.....	5	15
Ledarrius Brewer.....	1	1
Justin Carpenter.....	1	1

8+ Rebound Games

	2017-18	Career
Justin Carpenter.....	3	3
Mark Laros.....	2	2
Denzel Mahoney.....	-	1
Isaiah Gable.....	1	1

5+ Assist Games

	2017-18	Career
Jonathan Dalton.....	8	8
Daniel Simmons.....	-	1
Denzel Mahoney.....	-	1

3+ Steal Games

	2017-18	Career
Dondre Duffus.....	-	2
Milos Vranes.....	-	2
Daniel Simmons.....	1	2
Jonathan Dalton.....	2	2
Denzel Mahoney.....	-	1

Double-Doubles

	2017-18	Career
Justin Carpenter.....	2	2
Milos Vranes.....	1	1

SOUTHEAST MISSOURI'S 2017-18 RECORD:

At Home.....	3-1
On the Road.....	2-3
At Neutral Sites.....	1-1
In Ohio Valley Conference Games.....	0-0
In November.....	3-4
In December.....	3-1
In January.....	0-0
In February.....	0-0
In March.....	0-0
Leading at the Half.....	5-0
Trailing at the Half.....	0-4
Tied at the Half.....	1-1
In Overtime Games.....	0-1
The Redhawks Score First.....	2-0
In 1-4 Point Games.....	1-1
In 5-9 Point Games.....	2-2
In 10-14 Point Games.....	1-0
In 15+ Point Games.....	2-2
Leading with Five Minutes Left in Regulation.....	6-0
Trailing with Five Minutes Left in Regulation.....	0-5
Tied with Five Minutes Left in Regulation.....	0-0
Scoring Less than 50 Points.....	0-0
Scoring 50-59 Points.....	0-1
Scoring 60-69 Points.....	0-0
Scoring 70-79 Points.....	2-2
Scoring 80-89 Points.....	3-1
Scoring 90-99 Points.....	1-1
Scoring 100 or more Points.....	0-0
Giving up Less Than 50 Points.....	0-0
Giving up 50-59 Points.....	2-0
Giving up 60-69 Points.....	2-1
Giving up 70-79 Points.....	1-1
Giving up 80-89 Points.....	1-2
Giving up 90-99 Points.....	0-1
Giving up 100 or more Points.....	0-0
Shooting 50% or Better from the Field.....	2-1
Shooting Less Than 50% from the Field.....	4-4
Opponent Shoots 50% or Better from the Field.....	3-4
Opponent Shoots Less Than 50% from the Field.....	3-1
Outshooting Opponent.....	4-1
Outshot by Opponent.....	1-4
Field Goal Percentage is Tied.....	1-0
Shooting 50% or Better from 3-Point Range.....	2-0
Shooting Less Than 50% from 3-Point Range.....	4-5
Opponent Shoots 50% or Better from 3-Point Range.....	0-1
Opponent Shoots Less Than 50% from 3-Point Range.....	6-4
Shooting 50% or Better from the Free Throw Line.....	6-5
Shooting Less Than 50% from the Free Throw Line.....	0-0
Opponent Shoots 50% or Better from the Free Throw Line.....	5-5
Opponent Shoots Less Than 50% from the Free Throw Line.....	1-0
Shooting More Free Throws Than Opponent.....	5-2
Shooting Less Free Throws Than Opponent.....	1-3
Free Throws are Tied.....	0-0
Southeast's Starters Outscore Opponent's Starters.....	4-1
Opponent's Starters Outscore Southeast's Starters.....	2-3
Starter Scoring is Tied.....	0-1
Bench Outscores Opponent.....	2-3
Opponent Bench Outscores Southeast.....	4-2
Bench Scoring is Tied.....	0-0
Bench Contributes Double Figures in Points.....	6-5
No Redhawk Players Score Double Figures.....	0-0
Two Redhawk Players Score Double Figures.....	0-0
3+ Redhawk Players Score Double Figures.....	6-5
Outrebounding an Opponent.....	3-3
Opponent Outrebounds Southeast.....	3-1
Rebounds are Tied.....	0-1
Getting 10+ Assists.....	5-3
Getting 10+ Steals.....	1-1
Getting 5+ Blocks.....	1-1
Forcing more Turnovers than Opponent.....	4-1
Committing more Turnovers than Opponent.....	2-2
Turnovers are Tied.....	0-2

Southeast Missouri State REDHAWKS

PLAYER PROFILES



LEDARRIUS BREWER

Guard

6-5 / 200 / Freshman (1)

Meridian, Miss.

Meridian

25

2017-18: Named to the Mayan Division Cancun Challenge All-Tournament Team...Averages 11.7 points per game as Southeast's third-leading scorer...Came off the bench to score 14 points as one of four Redhawks in double figures vs. Missouri Baptist (11/10) and followed that up with 20 points at Louisiana Tech (11/13)...Dropped in 20 points in his first career start vs. Cal State Northridge (11/21)...Leads the team with 21 three-pointers made...Made at least one 3-pointer in the first 10 games of the season...Drained a season-high four 3-pointers at Louisiana Tech (11/13) and vs. Cal State Northridge (11/21)...Ranks 26th in the Ohio Valley Conference in scoring and 11th in 3-point field goals made...Started seven of the last eight games, including each of the last six...Scored double figures on six occasions...Went scoreless for the first time at Kansas State (12/16).

Prep: Averaged 15 points and seven rebounds per game, leading Meridian High School to a 30-2 record and 6A state title as a senior...Notched three 28-point games as the Wildcats' top scorer...Three-year varsity starter who earned all-state, all-district and all-region honors, and was a Mississippi/Alabama All-Star...Selected All-Mississippi Dandy Dozen, Mississippi's most prestigious basketball list.

BREWER'S GAME-BY-GAME STATISTICS

2017-18	FG	3P	FT	O/D	REB	E	PTS	A	TO	B	S	M
Missouri Baptist	4-10	3-6	3-4	0/5	5	2	14	3	1	0	2	26
at Louisiana Tech	7-14	4-8	2-2	2/4	6	3	20	1	2	1	1	31
at Evansville	3-12	2-8	0-2	0/3	3	5	8	1	3	2	0	25
vs. CSUN*	6-15	4-8	4-5	0/2	2	1	20	3	1	1	1	32
vs. Montana State	4-8	1-5	0-0	0/2	2	5	9	0	3	0	1	25
N.C. Central*	3-12	1-4	2-2	1/1	2	4	9	0	2	0	1	28
Hannibal-LaGrange*	6-9	2-3	1-2	0/3	3	1	15	2	2	0	1	26
at N.C. Central*	5-13	1-4	1-3	1/3	4	1	12	3	1	0	1	32
UMKC*	4-11	1-4	0-0	1/0	1	2	9	1	0	1	0	16
at Southern Illinois*	4-8	2-4	3-3	0/3	3	1	13	2	0	0	1	25
at Kansas State*	0-5	0-2	0-0	0/4	4	2	0	2	0	0	1	22
Bradley												
at Saint Louis												
Belmont												
Tennessee State												
at Murray State												
at Austin Peay												
Morehead State												
Eastern Kentucky												
at SIU Edwardsville												
at Eastern Illinois												
at Tennessee Tech												
at Jacksonville State												
Murray State												
Austin Peay												
at Morehead State												
at UT Martin												
Eastern Illinois												
SIU Edwardsville												
at Eastern Kentucky												
UT Martin												

* - Game Started

2017-18 SEASON/CAREER-HIGHS


Points	20	2x, last vs. Cal State Northridge (11/21/17)
Total Rebounds	6	at Louisiana Tech (11/13/17)
Offensive	2	at Louisiana Tech (11/13/17)
Defensive	5	vs. Missouri Baptist (11/10/17)
FG Made	7	at Louisiana Tech (11/13/17)
FG Attempted	15	vs. Cal State Northridge (11/21/17)
3-Point FG Made	4	2x, last vs. Cal State Northridge (11/21/17)
3-Point FG Attempted	8	3x, last vs. Cal State Northridge (11/21/17)
FT Made	4	vs. Cal State Northridge (11/21/17)
FT Attempted	5	vs. Cal State Northridge (11/21/17)
Assists	3	3x, last at N.C. Central (12/2/17)
Blocks	2	at Evansville (11/16/17)
Steals	2	vs. Missouri Baptist (11/10/17)
Minutes	32	2x, last at N.C. Central (12/2/17)

CAREER STATISTICS AT SOUTHEAST MISSOURI

Overall																					
Season	G-GS	Min	Avg	FG-FGA	Pct	3FG-3FGA	Pct	FT-FTA	Pct	Off	Def	Tot	Avg	PF	FO	A	TO	Blk	Stl	Pts	Avg
2017-18	11-7	288	26.2	46-117	.393	21-56	.375	16-23	.696	5	30	35	3.2	27	2	18	15	5	10	129	11.7
Ohio Valley Conference Games Only																					
Season	G-GS	Min	Avg	FG-FGA	Pct	3FG-3FGA	Pct	FT-FTA	Pct	Off	Def	Tot	Avg	PF	FO	A	TO	Blk	Stl	Pts	Avg
2017-18																					

Southeast Missouri State REDHAWKS

PLAYER PROFILES



JUSTIN CARPENTER

Forward

6-9 / 230 / Freshman (1)

Mt. Carmel, Ill.

Mt. Carmel

20

2017-18: Missed Southern Illinois (12/9) game due to a concussion...Scored double figures for the first time in his college career when he came off the bench to drop in 17 points and pull down six rebounds in 32 minutes at Louisiana Tech (11/13)...Put up 10 of his points in the first half...Averages 10.8 points and 5.8 rebounds per game as one of four players scoring double figures...Leads the Redhawks in rebounding and is second in field goal percentage (.589)...Missed Southeast's two exhibition games with a knee injury and returned for the Redhawks season-opener vs. Missouri Baptist (11/10)...Ranks third in the Ohio Valley Conference in field goal percentage, 29th in scoring, tied for 16th in rebounding and 12th in offensive rebounds (2.1 rpg)...Turned in a double-double 14 points and 11 rebounds in his first career start vs. N.C. Central (11/26)...Notched a season-high 20 points and pulled down six rebounds at N.C. Central (12/2)...Picked up his team-high second double-double with 14 points and 11 boards vs. UMKC (12/6)...Scored double figures in five games and started five of the last six contests.

Prep: Honorable mention Class 2A All-State pick as a senior at Mt. Carmel High School...Averaged 18.1 points and 8.3 rebounds per game leading Mt. Carmel to an Illinois Class 2A regional title as a junior...All-Conference selection...Achieved success with the Pocket City non-scholastic basketball program.

CARPENTER'S GAME-BY-GAME STATISTICS

2017-18	FG	3P	FT	O/D	REB	E	PTS	A	TO	B	S	M
Missouri Baptist	2-2	0-0	0-0	0/2	2	1	4	2	1	0	1	10
at Louisiana Tech	7-9	0-1	3-5	2/4	6	3	17	0	0	1	0	32
at Evansville	1-4	0-1	0-0	0/1	1	3	2	0	3	1	0	14
vs. CSUN	4-5	1-1	0-0	2/3	5	3	9	0	1	1	0	9
vs. Montana State	3-6	0-1	3-4	4/4	8	4	9	1	2	0	1	25
N.C. Central*	5-10	1-2	3-5	4/7	11	3	14	1	0	0	1	27
Hannibal-LaGrange*	2-4	0-0	2-2	0/4	4	3	6	0	2	1	1	20
at N.C. Central*	8-8	1-1	3-3	1/5	6	3	20	3	1	0	1	26
UMKC*	5-12	0-1	4-6	5/6	11	0	14	2	1	3	1	25
at Southern Illinois	DNP	-	-	-	-	-	-	-	-	-	-	-
at Kansas State*	6-13	0-3	1-1	3/1	4	0	13	2	1	0	1	27
Bradley												
at Saint Louis												
Belmont												
Tennessee State												
at Murray State												
at Austin Peay												
Morehead State												
Eastern Kentucky												
at SIU Edwardsville												
at Eastern Illinois												
at Tennessee Tech												
at Jacksonville State												
Murray State												
Austin Peay												
at Morehead State												
at UT Martin												
Eastern Illinois												
SIU Edwardsville												
at Eastern Kentucky												
UT Martin												

* - Game Started

2017-18 SEASON/CAREER-HIGHS

Points	20	at N.C. Central (12/2/17)
Total Rebounds	11	2x, last vs. UMKC (12/6/17)
Offensive	5	vs. UMKC (12/6/17)
Defensive	7	vs. N.C. Central (11/26/17)
FG Made	8	at N.C. Central (12/2/17)
FG Attempted	10	vs. N.C. Central (11/26/17)
3-Point FG Made	1	3x, last at N.C. Central (12/2/17)
3-Point FG Attempted	3	at Kansas State (12/16/17)
FT Made	4	vs. UMKC (12/6/17)
FT Attempted	6	vs. UMKC (12/6/17)
Assists	3	at N.C. Central (12/2/17)
Blocks	3	vs. UMKC (12/6/17)
Steals	1	7x, last at Kansas State (12/16/17)
Minutes	32	at Louisiana Tech (11/13/17)

CAREER STATISTICS AT SOUTHEAST MISSOURI

Overall																					
Season	G-GS	Min	Avg	FG-FGA	Pct	3FG-3FGA	Pct	FT-FTA	Pct	Off	Def	Tot	Avg	PF	FO	A	TO	Blk	Stl	Pts	Avg
2017-18	10-5	219	21.9	43-73	.589	3-11	.273	19-26	.731	21	37	58	5.8	23	0	11	12	7	7	108	10.8
Ohio Valley Conference Games Only																					
Season	G-GS	Min	Avg	FG-FGA	Pct	3FG-3FGA	Pct	FT-FTA	Pct	Off	Def	Tot	Avg	PF	FO	A	TO	Blk	Stl	Pts	Avg
2017-18																					

Southeast Missouri State REDHAWKS

PLAYER PROFILES



KHALIL CUFFEE

Guard
6-4 / 210 / Freshman (1)
Fairburn, Ga.
Langston Hughes

10

Outstanding shooter who also possesses the ability to shot fake and go make plays...Similar to Denzel Mahoney in that he comes into the Southeast program with a college ready body...Will redshirt the 2017-18 campaign.

Prep: Boasted a 14.2 points per game average as a senior at Langston Hughes High School...Averaged double figures in the scoring column each of his final three varsity seasons...Scored a career-best 18.5 points a game as a sophomore...Finished his prep career with 1,372 points, 195 three-pointers made, 261 rebounds, 136 assists, 72 steals and nine blocks... Played a total of 95 career games and shot 45 percent (470-of-1048) from the field...Left Langston Hughes as the school's all-time leading scorer... Played with the Georgia Stars AAU program.

CUFFEE'S GAME-BY-GAME STATISTICS

2017-18	FG	3P	FT	O/D	REB	E	PTS	A	TO	B	S	M
Missouri Baptist	DNP	-	-	-	-	-	-	-	-	-	-	-
at Louisiana Tech	DNP	-	-	-	-	-	-	-	-	-	-	-
at Evansville	DNP	-	-	-	-	-	-	-	-	-	-	-
vs. CSUN	DNP	-	-	-	-	-	-	-	-	-	-	-
vs. Montana State	DNP	-	-	-	-	-	-	-	-	-	-	-
N.C. Central	DNP	-	-	-	-	-	-	-	-	-	-	-
Hannibal-LaGrange	DNP	-	-	-	-	-	-	-	-	-	-	-
at N.C. Central	DNP	-	-	-	-	-	-	-	-	-	-	-
UMKC	DNP	-	-	-	-	-	-	-	-	-	-	-
at Southern Illinois	DNP	-	-	-	-	-	-	-	-	-	-	-
at Kansas State	DNP	-	-	-	-	-	-	-	-	-	-	-
Bradley												
at Saint Louis												
Belmont												
Tennessee State												
at Murray State												
at Austin Peay												
Morehead State												
Eastern Kentucky												
at SIU Edwardsville												
at Eastern Illinois												
at Tennessee Tech												
at Jacksonville State												
Murray State												
Austin Peay												
at Morehead State												
at UT Martin												
Eastern Illinois												
SIU Edwardsville												
at Eastern Kentucky												
UT Martin												

* - Game Started

2017-18 SEASON/CAREER-HIGHS


Points	-
Total Rebounds	-
Offensive	-
Defensive	-
FG Made	-
FG Attempted.....	-
3-Point FG Made.....	-
3-Point FG Attempted.....	-
FT Made.....	-
FT Attempted.....	-
Assists	-
Blocks.....	-
Steals	-
Minutes	-

CAREER STATISTICS AT SOUTHEAST MISSOURI

	Overall																				
Season	G-GS	Min	Avg	FG-FGA	Pct	3FG-3FGA	Pct	FT-FTA	Pct	Off	Def	Tot	Avg	PF	FO	A	TO	Blk	Stl	Pts	Avg
2017-18																					
	Ohio Valley Conference Games Only																				
Season	G-GS	Min	Avg	FG-FGA	Pct	3FG-3FGA	Pct	FT-FTA	Pct	Off	Def	Tot	Avg	PF	FO	A	TO	Blk	Stl	Pts	Avg
2017-18																					

Southeast Missouri State REDHAWKS

PLAYER PROFILES



JONATHAN DALTON

Guard

5-10 / 155 / Junior (3)

New Orleans, La. / West Jefferson

Copiah-Lincoln CC

2

2017-18: Scored double figures in two games with a career-high 12 points vs. Montana State (Nov. 22)...Dished out a career-high 10 assists vs. UMKC (12/6)...Did not have a turnover in three of his starts...Averages 4.5 points and 1.9 rebounds a game...Leads the team and ranks third in the Ohio Valley Conference with 5.5 assists per game...Ranks second in the OVC with 60 total assists and 14th in steals (1.3 spg)...Stands third in the OVC in assist/turnover ratio (2.9)...Had five or more assists in eight of 11 games.

DALTON'S GAME-BY-GAME STATISTICS

2017-18	FG	3P	FT	O/D	REB	E	PTS	A	TO	B	S	M
Missouri Baptist*	3-3	2-2	3-4	1/1	2	3	11	7	0	0	0	32
at Louisiana Tech*	1-2	0-0	0-0	0/1	1	1	2	7	4	0	2	35
at Evansville*	2-4	0-2	0-0	2/1	3	2	4	5	3	0	3	30
vs. CSUN	0-0	0-0	0-0	0/0	0	2	0	5	0	0	0	19
vs. Montana State*	3-4	1-1	5-6	0/2	2	3	12	6	5	0	1	35
N.C. Central*	1-3	0-1	3-4	0/3	3	4	5	5	1	0	2	29
Hannibal-LaGrange*	0-1	0-1	0-0	1/2	3	1	0	2	0	0	2	24
at N.C. Central*	1-2	0-1	1-2	2/1	3	2	3	5	3	0	1	33
UMKC*	0-2	0-0	3-4	1/1	2	2	3	10	2	0	2	34
at Southern Illinois*	0-1	0-1	4-6	0/0	0	1	4	4	0	0	0	34
at Kansas State*	2-4	1-2	0-0	0/2	2	1	5	4	3	0	1	29
Bradley												
at Saint Louis												
Belmont												
Tennessee State												
at Murray State												
at Austin Peay												
Morehead State												
Eastern Kentucky												
at SIU Edwardsville												
at Eastern Illinois												
at Tennessee Tech												
at Jacksonville State												
Murray State												
Austin Peay												
at Morehead State												
at UT Martin												
Eastern Illinois												
SIU Edwardsville												
at Eastern Kentucky												
UT Martin												

* - Game Started

2017-18 SEASON-HIGHS

Points.....	12	vs. Montana State (11/22/17)
Total Rebounds.....	3	4x, last at N.C. Central (12/2/17)
Offensive.....	2	2x, last at N.C. Central (12/2/17)
Defensive.....	3	vs. N.C. Central (11/26/17)
FG Made.....	3	2x, last vs. Montana State (11/22/17)
FG Attempted.....	4	3x, last at Kansas State (12/16/17)
3-Point FG Made.....	2	vs. Missouri Baptist (11/10/17)
3-Point FG Attempted.....	2	3x, last at Kansas State (12/16/17)
FT Made.....	5	vs. Montana State (11/22/17)
FT Attempted.....	6	2x, last at Southern Illinois (12/9/17)
Assists.....	10	vs. UMKC (12/6/17)
Blocks.....	-	-
Steals.....	3	at Evansville (11/16/17)
Minutes.....	35	2x, last vs. Montana State (11/22/17)

CAREER-HIGHS


Points.....	12	vs. Montana State (11/22/17)
Total Rebounds.....	4	vs. UT Rio Grande Valley (11/22/16)
Offensive.....	2	3x, last at N.C. Central (12/2/17)
Defensive.....	3	vs. N.C. Central (11/26/17)
FG Made.....	4	at Bradley (11/18/16)
FG Attempted.....	10	at Bradley (11/18/16)
3-Point FG Made.....	2	vs. Missouri Baptist (11/10/17)
3-Point FG Attempted.....	4	at Bradley (11/18/16)
FT Made.....	5	vs. Montana State (11/22/17)
FT Attempted.....	6	2x, last at Southern Illinois (12/9/17)
Assists.....	10	vs. UMKC (12/6/17)
Blocks.....	-	-
Steals.....	3	at Evansville (11/16/17)
Minutes.....	35	2x, last vs. Montana State (11/22/17)

CAREER STATISTICS AT SOUTHEAST MISSOURI

Overall																					
Season	G-GS	Min	Avg	FG-FGA	Pct	3FG-3FGA	Pct	FT-FTA	Pct	Off	Def	Tot	Avg	PF	FO	A	TO	Blk	Stl	Pts	Avg
2016-17	30-1	388	12.9	20-60	.333	5-21	.238	9-14	.643	6	19	25	0.8	34	0	41	32	0	11	54	1.8
2017-18	11-10	334	30.4	13-26	.500	4-11	.364	19-26	.731	7	14	21	1.9	22	0	60	21	0	14	49	4.5
Total	41-11	722	17.6	33-86	.384	9-32	.281	28-40	.700	13	33	46	1.1	56	0	101	53	0	25	103	2.5
Ohio Valley Conference Games Only																					
Season	G-GS	Min	Avg	FG-FGA	Pct	3FG-3FGA	Pct	FT-FTA	Pct	Off	Def	Tot	Avg	PF	FO	A	TO	Blk	Stl	Pts	Avg
2016-17	16-1	201	12.6	10-21	.476	4-9	.444	4-6	.667	1	9	10	0.6	17	0	20	18	0	6	28	1.8
2017-18																					
Total																					

Southeast Missouri State REDHAWKS

PLAYER PROFILES



DONDRE DUFFUS

Guard

6-3 / 183 / Junior (4)

Palm Beach, Fla. / Boyd Anderson

St. Petersburg College

1

2017-18: Missed the first three weeks of the season due to a medical procedure he underwent on Nov. 7...Was cleared to play on Nov. 27...Scored six points in 10 minutes during his first action of the season vs. UMKC (12/6)...It was the first game he played since Nov. 22, 2016...Came off the bench to score eight points, grab five rebounds and get three steals in 17 minutes at Southern Illinois (12/9)...Averages 5.7 points and 1.7 rebounds per game in three appearances off the bench.

DUFFUS' GAME-BY-GAME STATISTICS

2017-18	FG	3P	FT	O/D	REB	E	PTS	A	TO	B	S	M
Missouri Baptist	DNP	-	-	-	-	-	-	-	-	-	-	-
at Louisiana Tech	DNP	-	-	-	-	-	-	-	-	-	-	-
at Evansville	DNP	-	-	-	-	-	-	-	-	-	-	-
vs. CSUN	DNP	-	-	-	-	-	-	-	-	-	-	-
vs. Montana State	DNP	-	-	-	-	-	-	-	-	-	-	-
N.C. Central	DNP	-	-	-	-	-	-	-	-	-	-	-
Hannibal-LaGrange	DNP	-	-	-	-	-	-	-	-	-	-	-
at N.C. Central	DNP	-	-	-	-	-	-	-	-	-	-	-
UMKC	2-5	0-1	2-2	0/0	0	1	6	2	0	0	0	10
at Southern Illinois	2-2	1-1	3-4	0/5	5	4	8	0	4	0	3	17
at Kansas State	1-3	1-1	0-0	0/0	0	4	3	1	2	0	0	16
Bradley												
at Saint Louis												
Belmont												
Tennessee State												
at Murray State												
at Austin Peay												
Morehead State												
Eastern Kentucky												
at SIU Edwardsville												
at Eastern Illinois												
at Tennessee Tech												
at Jacksonville State												
Murray State												
Austin Peay												
at Morehead State												
at UT Martin												
Eastern Illinois												
SIU Edwardsville												
at Eastern Kentucky												
UT Martin												

* - Game Started

2017-18 SEASON-HIGHS

Points	8	at Southern Illinois (12/9/17)
Total Rebounds	5	at Southern Illinois (12/9/17)
Offensive	-	-
Defensive	5	at Southern Illinois (12/9/17)
FG Made	2	2x, last at Southern Illinois (12/9/17)
FG Attempted	5	vs. UMKC (12/6/17)
3-Point FG Made	1	2x, last at Kansas State (12/16/17)
3-Point FG Attempted	1	3x, last at Kansas State (12/16/17)
FT Made	3	at Southern Illinois (12/9/17)
FT Attempted	4	at Southern Illinois (12/9/17)
Assists	2	vs. UMKC (12/6/17)
Blocks	-	-
Steals	3	at Southern Illinois (12/9/17)
Minutes	17	at Southern Illinois (12/9/17)

CAREER-HIGHS


Points	12	vs. Hannibal-LaGrange (11/13/16)
Total Rebounds	5	at Southern Illinois (12/9/17)
Offensive	1	2x, last at Western Illinois (11/16/16)
Defensive	5	at Southern Illinois (12/9/17)
FG Made	5	2x, last at Bradley (11/18/16)
FG Attempted	7	2x, last at Bradley (11/18/16)
3-Point FG Made	1	2x, last at Kansas State (12/16/17)
3-Point FG Attempted	1	3x, last at Kansas State (12/16/17)
FT Made	4	at Western Illinois (11/16/16)
FT Attempted	6	at Western Illinois (11/16/16)
Assists	3	2x, last vs. Hannibal-LaGrange (11/13/16)
Blocks	1	2x, last vs. Bradley (11/18/16)
Steals	4	vs. Hannibal-LaGrange (11/13/16)
Minutes	22	at Bradley (11/18/16)

CAREER STATISTICS AT SOUTHEAST MISSOURI

Overall																					
Season	G-GS	Min	Avg	FG-FGA	Pct	3FG-3FGA	Pct	FT-FTA	Pct	Off	Def	Tot	Avg	PF	FO	A	TO	Blk	Stl	Pts	Avg
2016-17	5-3	103	20.6	13-27	.481	0-1	.000	8-10	.800	2	9	11	2.2	9	0	6	7	2	7	34	6.8
2017-18	3-0	43	14.3	5-10	.500	2-3	.667	5-6	.833	0	5	5	1.7	9	0	3	6	0	3	17	5.7
Total	8-3	146	18.3	18-37	.486	2-4	.500	13-16	.813	2	14	16	2.0	18	0	9	13	2	10	51	6.4
Ohio Valley Conference Games Only																					
Season	G-GS	Min	Avg	FG-FGA	Pct	3FG-3FGA	Pct	FT-FTA	Pct	Off	Def	Tot	Avg	PF	FO	A	TO	Blk	Stl	Pts	Avg
2017-18																					

Southeast Missouri State REDHAWKS

PLAYER PROFILES



ISAIAH GABLE

Forward
6-7 / 195 / Freshman (1)
Greenville, Ohio
Greenville

13

2017-18: Appeared in his first NCAA Division I game vs. Missouri Baptist (11/10)...Saw action in eight games off the bench...Averages 3.7 points and 1.7 rebounds a game...Scored a season-high nine points on a perfect 3-of-3 three-pointers in 12 minutes at N.C. Central (12/2)...Dropped in eight points and grabbed 10 rebounds in a season-high 19 minutes vs. Hannibal-LaGrange (11/28)...Knocked down a combined 6-of-11 (54.5 percent) three-pointers in his last four contests.

Prep: Averaged 21.2 points, 7.4 rebounds and 3.1 assists as Greenville High School's top scorer as a senior...Garnered First-Team Great Western Ohio Conference honors and was a Third-Team Southwest Ohio All-District selection...Earned Division I Academic All-Ohio accolades...Four-year letterman who finished his prep career with 136 three-pointers, most in Greenville High School history...Accumulated a total of 1,184 points which were good for third-most on the school's all-time scoring list.

GABLE'S GAME-BY-GAME STATISTICS

2017-18	FG	3P	FT	O/D	REB	E	PTS	A	TO	B	S	M
Missouri Baptist	1-3	0-2	0-0	0/0	0	2	2	1	1	0	0	11
at Louisiana Tech	DNP	-	-	-	-	-	-	-	-	-	-	-
at Evansville	1-3	0-1	0-0	0/2	2	1	2	1	0	0	0	13
vs. CSUN	0-2	0-2	1-2	0/2	2	1	1	1	1	0	0	10
vs. Montana State	DNP	-	-	-	-	-	-	-	-	-	-	-
N.C. Central	0-0	0-0	0-0	0/0	0	0	0	0	0	0	0	0+
Hannibal-LaGrange	2-4	1-3	3-4	0/10	10	2	8	0	2	0	0	19
at N.C. Central	3-3	3-3	0-0	0/0	0	1	9	0	0	0	0	12
UMKC	1-2	1-1	0-0	0/0	0	0	3	0	0	0	0	9
at Southern Illinois	2-6	2-5	0-1	0/1	1	1	6	0	0	0	0	20
at Kansas State	1-4	0-2	0-0	0/0	0	2	2	0	0	0	0	12
Bradley												
at Saint Louis												
Belmont												
Tennessee State												
at Murray State												
at Austin Peay												
Morehead State												
Eastern Kentucky												
at SIU Edwardsville												
at Eastern Illinois												
at Tennessee Tech												
at Jacksonville State												
Murray State												
Austin Peay												
at Morehead State												
at UT Martin												
Eastern Illinois												
SIU Edwardsville												
at Eastern Kentucky												
UT Martin												

* - Game Started

2017-18 SEASON/CAREER-HIGHS


Points	9	at N.C. Central (12/2/17)
Total Rebounds	10	vs. Hannibal-LaGrange (11/28/17)
Offensive	-	-
Defensive	10	vs. Hannibal-LaGrange (11/28/17)
FG Made	3	at N.C. Central (12/2/17)
FG Attempted	6	at Southern Illinois (12/9/16)
3-Point FG Made	3	at N.C. Central (12/2/17)
3-Point FG Attempted	5	at Southern Illinois (12/9/16)
FT Made	3	vs. Hannibal-LaGrange (11/28/17)
FT Attempted	4	vs. Hannibal-LaGrange (11/28/17)
Assists	1	3x, last vs. Cal State Northridge (11/21/17)
Blocks	-	-
Steals	-	-
Minutes	20	at Southern Illinois (12/9/16)

CAREER STATISTICS AT SOUTHEAST MISSOURI

Overall																					
Season	G-GS	Min	Avg	FG-FGA	Pct	3FG-3FGA	Pct	FT-FTA	Pct	Off	Def	Tot	Avg	PF	FO	A	TO	Blk	Stl	Pts	Avg
2017-18	9-0	106	11.8	11-27	.407	7-19	.368	4-7	.571	0	15	15	1.7	10	0	3	4	0	0	33	3.7
Ohio Valley Conference Games Only																					
Season	G-GS	Min	Avg	FG-FGA	Pct	3FG-3FGA	Pct	FT-FTA	Pct	Off	Def	Tot	Avg	PF	FO	A	TO	Blk	Stl	Pts	Avg
2017-18																					

Southeast Missouri State REDHAWKS

PLAYER PROFILES



SKYLER HOGAN

Guard

6-3 / 180 / Sophomore (3)

Melbourne, Fla. / Holy Trinity

Episcopal / Embry-Riddle

22

Elite and efficient scorer in a very challenging conference at Embry-Riddle, which completed the transition from NAIA to NCAA Division II membership in July...A 4-4 transfer who will sit out the 2017-18 season...Has two years of eligibility remaining.

Embry-Riddle: Played the last two seasons at Embry-Riddle...Led the Eagles with 18.8 points and 8.2 rebounds per game in 2016-17...Was also the team's top 3-point shooter with a 42.8 percent (71-of-166) clip...Scored double figures a total of 21 times with a career-best 40 points in the season-finale against Barry University...Averaged 6.1 points and 5.2 rebounds in 26 games and two starts as a freshman...Notched a season-high 13 points against Palm Beach Atlantic and recorded 13 points and 11 rebounds for his first career double-double vs. Saint Leo that year.

Prep: Graduated from Holy Trinity Episcopal Academy...Led Holy Trinity to the FHSAA 4A State Semifinals as a senior, averaging 17.2 points, nine rebounds, three assists and two steals...Helped lead the Tigers to a 26-4 record as a junior.


HOGAN'S GAME-BY-GAME STATISTICS

2017-18	FG	3P	FT	O/D	REB	E	PTS	A	TO	B	S	M
Missouri Baptist	DNP	-	-	-	-	-	-	-	-	-	-	-
at Louisiana Tech	DNP	-	-	-	-	-	-	-	-	-	-	-
at Evansville	DNP	-	-	-	-	-	-	-	-	-	-	-
vs. CSUN	DNP	-	-	-	-	-	-	-	-	-	-	-
vs. Montana State	DNP	-	-	-	-	-	-	-	-	-	-	-
N.C. Central	DNP	-	-	-	-	-	-	-	-	-	-	-
Hannibal-LaGrange	DNP	-	-	-	-	-	-	-	-	-	-	-
at N.C. Central	DNP	-	-	-	-	-	-	-	-	-	-	-
UMKC	DNP	-	-	-	-	-	-	-	-	-	-	-
at Southern Illinois	DNP	-	-	-	-	-	-	-	-	-	-	-
at Kansas State	DNP	-	-	-	-	-	-	-	-	-	-	-
Bradley												
at Saint Louis												
Belmont												
Tennessee State												
at Murray State												
at Austin Peay												
Morehead State												
Eastern Kentucky												
at SIU Edwardsville												
at Eastern Illinois												
at Tennessee Tech												
at Jacksonville State												
Murray State												
Austin Peay												
at Morehead State												
at UT Martin												
Eastern Illinois												
SIU Edwardsville												
at Eastern Kentucky												
UT Martin												

* - Game Started

Southeast Missouri State REDHAWKS

PLAYER PROFILES



RAY KOWALSKI

Guard

6-3 / 195 / Freshman (2)

Concord, N.C.

Concord

3

2017-18: Missed his first game of the season at Kansas State (12/16) with a hamstring injury...Scored double figures for the first time in his career when he finished with 12 points at Louisiana Tech (11/13)...Buried three 3-pointers in 22 minutes against the Bulldogs...Averages 5.7 points and 1.6 rebounds per contest in 10 games and five starts...Scored two points and had one assist in his first career start vs. Missouri Baptist (11/10)...Pitched in 10 points for his second double figure scoring game vs. Cal State Northridge (Nov. 21)...Dropped in a season-high 16 points and buried a season-best 4-of-5 threes vs. UMKC (12/6)...Scored double figures in three games.

KOWALSKI'S GAME-BY-GAME STATISTICS

2017-18	FG	3P	FT	Q/D	REB	E	PTS	A	TO	B	S	M
Missouri Baptist*	1-6	0-1	0-0	0/0	0	3	2	1	1	0	1	16
at Louisiana Tech*	4-10	3-5	1-1	1/1	2	1	12	1	0	0	0	22
at Evansville*	2-4	1-2	0-0	0/3	3	2	5	0	4	0	0	25
vs. CSUN*	4-12	2-7	0-0	0/1	1	0	10	1	0	0	1	29
vs. Montana State*	1-4	0-2	1-1	0/0	0	2	3	1	2	0	0	18
N.C. Central	1-2	0-1	2-2	0/1	1	0	4	1	1	0	0	16
Hannibal-LaGrange	1-5	0-3	0-0	0/1	1	1	2	1	1	0	1	17
at N.C. Central	1-3	1-2	0-0	1/2	3	2	3	1	1	0	0	16
UMKC	5-7	4-5	2-2	1/2	3	1	16	1	0	0	0	25
at Southern Illinois	0-3	0-2	0-0	0/2	2	1	0	0	0	0	0	17
at Kansas State	DNP	-	-	-	-	-	-	-	-	-	-	-
Bradley												
at Saint Louis												
Belmont												
Tennessee State												
at Murray State												
at Austin Peay												
Morehead State												
Eastern Kentucky												
at SIU Edwardsville												
at Eastern Illinois												
at Tennessee Tech												
at Jacksonville State												
Murray State												
Austin Peay												
at Morehead State												
at UT Martin												
Eastern Illinois												
SIU Edwardsville												
at Eastern Kentucky												
UT Martin												

* - Game Started

2017-18 SEASON/CAREER-HIGHS


Points	16	vs. UMKC (12/6/17)
Total Rebounds	3	3x, last vs. UMKC (12/6/17)
Offensive	1	3x, last vs. UMKC (12/6/17)
Defensive	3	at Evansville (11/16/17)
FG Made	5	vs. UMKC (12/6/17)
FG Attempted.....	12	vs. Cal State Northridge (11/21/17)
3-Point FG Made.....	4	vs. UMKC (12/6/17)
3-Point FG Attempted.....	5	2x, last vs. UMKC (12/6/17)
FT Made.....	2	2x, last vs. UMKC (12/6/17)
FT Attempted.....	2	2x, last vs. UMKC (12/6/17)
Assists	1	8x, last vs. UMKC (12/6/17)
Blocks.....	-	-
Steals.....	1	3x, last vs. Hannibal-LaGrange (11/28/17)
Minutes	29	vs. Cal State Northridge (11/21/17)

CAREER STATISTICS AT SOUTHEAST MISSOURI

Overall																					
Season	G-GS	Min	Avg	FG-FGA	Pct	3FG-3FGA	Pct	FT-FTA	Pct	Off	Def	Tot	Avg	PF	FO	A	TO	Blk	Stl	Pts	Avg
2016-17	- Redshirted -			-	-	-	-	-	-	-	-	-	-	-	-	-	-	-	-	-	-
2017-18	10-5	201	20.1	20-56	.357	11-30	.367	6-6	1.000	3	13	16	1.6	13	0	8	10	0	3	57	5.7
Total	10-5	201	20.1	20-56	.357	11-30	.367	6-6	1.000	3	13	16	1.6	13	0	8	10	0	3	57	5.7
Ohio Valley Conference Games Only																					
Season	G-GS	Min	Avg	FG-FGA	Pct	3FG-3FGA	Pct	FT-FTA	Pct	Off	Def	Tot	Avg	PF	FO	A	TO	Blk	Stl	Pts	Avg
2016-17	- Redshirted -			-	-	-	-	-	-	-	-	-	-	-	-	-	-	-	-	-	-
2017-18																					
Total																					

Southeast Missouri State REDHAWKS

PLAYER PROFILES



MARK LAROS

Center

6-10 / 223 / Junior (3)

Hengelo, Netherlands/Montessori

College Twente / Mineral Area

42

2017-18: Missed the last four games with mononucleosis and is expected to be out at least three weeks...Ranks third on the team with 4.9 rebounds per game and is scoring 5.6 points per contest in seven games and five starts...Narrowly missed a double-double with nine points and nine rebounds in his first career start vs. Missouri Baptist (11/10)...Made a near-perfect 4-of-5 field goals and added a block...Played 27 minutes in his first career game at Southeast...Is shooting 63 percent (17-of-27) from the field...Grabbed nine rebounds in two of his starts...Scored double figures for the first time in his career when he finished with 10 points vs. Hannibal-LaGrange (11/28).

LAROS' GAME-BY-GAME STATISTICS

2017-18	FG	3P	FT	O/D	REB	E	PTS	A	TO	B	S	M
Missouri Baptist*	4-5	0-0	1-1	4/5	9	2	9	0	3	1	1	27
at Louisiana Tech*	2-4	0-0	1-1	4/0	4	1	5	0	1	1	1	13
at Evansville*	0-0	0-0	1-2	0/0	0	3	1	0	2	1	0	13
vs. CSUN*	4-9	0-0	0-0	4/5	9	2	8	1	3	1	0	24
vs. Montana State*	1-1	0-0	0-0	1/2	3	1	2	0	0	1	0	14
N.C. Central	1-2	0-0	2-2	2/2	4	0	4	1	0	0	1	13
Hannibal-LaGrange	5-6	0-0	0-2	3/2	5	1	10	0	0	1	1	20
at N.C. Central	DNP	-	-	-	-	-	-	-	-	-	-	-
UMKC	DNP	-	-	-	-	-	-	-	-	-	-	-
at Southern Illinois	DNP	-	-	-	-	-	-	-	-	-	-	-
at Kansas State	DNP	-	-	-	-	-	-	-	-	-	-	-
Bradley												
at Saint Louis												
Belmont												
Tennessee State												
at Murray State												
at Austin Peay												
Morehead State												
Eastern Kentucky												
at SIU Edwardsville												
at Eastern Illinois												
at Tennessee Tech												
at Jacksonville State												
Murray State												
Austin Peay												
at Morehead State												
at UT Martin												
Eastern Illinois												
SIU Edwardsville												
at Eastern Kentucky												
UT Martin												

* - Game Started

2017-18 SEASON/CAREER-HIGHS


Points	10	vs. Hannibal-LaGrange (11/28/17)
Total Rebounds	9	vs. Missouri Baptist (11/10/17)
Offensive	4	3x, last vs. Cal State Northridge (11/21/17)
Defensive	5	2x, last vs. Cal State Northridge (11/21/17)
FG Made	5	vs. Hannibal-LaGrange (11/28/17)
FG Attempted.....	9	vs. Cal State Northridge (11/21/17)
3-Point FG Made.....	-	-
3-Point FG Attempted.....	-	-
FT Made.....	2	vs. N.C. Central (11/26/17)
FT Attempted.....	2	3x, last vs. Hannibal-LaGrange (11/28/17)
Assists	1	2x, last vs. N.C. Central (11/26/17)
Blocks.....	1	4x, last vs. Hannibal-LaGrange (11/28/17)
Steals.....	1	7x, last vs. Hannibal-LaGrange (11/28/17)
Minutes	27	vs. Missouri Baptist (11/10/17)

CAREER STATISTICS AT SOUTHEAST MISSOURI

Overall																					
Season	G-GS	Min	Avg	FG-FGA	Pct	3FG-3FGA	Pct	FT-FTA	Pct	Off	Def	Tot	Avg	PF	FO	A	TO	Blk	Stl	Pts	Avg
2017-18	7-5	124	17.7	17-27	.630	0-0	.000	5-8	.625	18	16	34	4.9	10	0	2	9	6	4	39	5.6
Ohio Valley Conference Games Only																					
Season	G-GS	Min	Avg	FG-FGA	Pct	3FG-3FGA	Pct	FT-FTA	Pct	Off	Def	Tot	Avg	PF	FO	A	TO	Blk	Stl	Pts	Avg
2017-18																					

Southeast Missouri State REDHAWKS

PLAYER PROFILES



DONNIE LEWIS

Guard

6-1 / 170 / Junior (3)

Lexington, Ky. / Paul Dunbar

Spalding University

15

2017-18: Walk-on who played in his first career game vs. Missouri Baptist (11/10)...Tallied five minutes off the bench...Dished out a career-high three assists at Louisiana Tech (11/13)...Appeared in all 11 games...Logged a season-high 12 minutes vs. Cal State Northridge (11/21)...Scored his first career point on a free throw vs. N.C. Central (11/26)...Dished out a season-high three assists at Louisiana Tech (11/13) and vs. Hannibal-LaGrange (11/28)...Grabbed two rebounds vs. UMKC (12/6).

LEWIS' GAME-BY-GAME STATISTICS

2017-18	FG	3P	FT	Q/D	REB	E	PTS	A	TO	B	S	M
Missouri Baptist	0-0	0-0	0-0	0/0	0	0	0	0	0	0	0	5
at Louisiana Tech	0-0	0-0	0-0	0/0	0	4	0	3	0	0	0	9
at Evansville	0-0	0-0	0-0	0/0	0	2	0	0	0	0	1	10
vs. CSUN	0-0	0-0	0-0	0/1	1	2	0	1	0	0	0	12
vs. Montana State	0-1	0-1	0-0	0/1	1	1	0	0	0	0	0	5
N.C. Central	0-0	0-0	1-2	1/0	1	0	1	0	0	0	0	9
Hannibal-LaGrange	0-0	0-0	0-0	0/0	0	0	0	3	1	0	2	16
at N.C. Central	0-0	0-0	0-0	1/0	1	1	0	1	0	0	0	7
UMKC	0-0	0-0	0-0	1/1	2	1	0	0	0	0	0	6
at Southern Illinois	0-0	0-0	0-0	0/0	0	1	0	0	0	0	0	10
at Kansas State	0-0	0-0	0-0	0/0	0	2	0	2	0	0	1	12
Bradley												
at Saint Louis												
Belmont												
Tennessee State												
at Murray State												
at Austin Peay												
Morehead State												
Eastern Kentucky												
at SIU Edwardsville												
at Eastern Illinois												
at Tennessee Tech												
at Jacksonville State												
Murray State												
Austin Peay												
at Morehead State												
at UT Martin												
Eastern Illinois												
SIU Edwardsville												
at Eastern Kentucky												
UT Martin												

* - Game Started

2017-18 SEASON/CAREER-HIGHS


Points	1	vs. N.C. Central (11/26/17)
Total Rebounds	2	vs. UMKC (12/6/17)
Offensive	1	2x, last vs. UMKC (12/6/17)
Defensive	1	3x, last vs. UMKC (12/6/17)
FG Made	-	-
FG Attempted.....	1	vs. Montana State (11/22/17)
3-Point FG Made.....	-	-
3-Point FG Attempted.....	1	vs. Montana State (11/22/17)
FT Made.....	1	vs. N.C. Central (11/26/17)
FT Attempted.....	2	vs. N.C. Central (11/26/17)
Assists.....	3	2x, last vs. Hannibal-LaGrange (11/28/17)
Blocks.....	-	-
Steals.....	2	vs. Hannibal-LaGrange (11/28/17)
Minutes	16	vs. Hannibal-LaGrange (11/28/17)

CAREER STATISTICS AT SOUTHEAST MISSOURI

Overall																					
Season	G-GS	Min	Avg	FG-FGA	Pct	3FG-3FGA	Pct	FT-FTA	Pct	Off	Def	Tot	Avg	PF	FO	A	TO	Blk	Stl	Pts	Avg
2017-18	11-0	101	9.2	0-1	.000	0-1	.000	1-2	.500	3	3	6	0.5	14	0	10	1	0	4	1	0.1
Ohio Valley Conference Games Only																					
Season	G-GS	Min	Avg	FG-FGA	Pct	3FG-3FGA	Pct	FT-FTA	Pct	Off	Def	Tot	Avg	PF	FO	A	TO	Blk	Stl	Pts	Avg
2017-18																					

Southeast Missouri State REDHAWKS

PLAYER PROFILES



DENZEL MAHONEY

Guard/Forward

6-4 / 213 / Sophomore (2)

Oviedo, Fla.

Hagerty

34

Southeast's only returning starter...Started 44 consecutive games...Scored double figures in 21 of his last 22 contests dating back to last season...Finished with 10 or more points in 37 career games.

2017-18: Preseason All-Ohio Valley Conference selection...Named to the Mayan Division Cancun Challenge All-Tournament Team...Opened the season with a game-high 21 points, grabbed two rebounds, dished out one assist and had a block in 32 minutes vs. Missouri Baptist (11/10)...Made a perfect 11-of-11 free throws in that game...Three days later, he dropped in 25 points and had seven rebounds at Louisiana Tech (11/13)...Leads the Redhawks and the Ohio Valley Conference in scoring with 19.4 points per contest...Is ninth in the league in free throw percentage (.826), third in 3-point field goal percentage (.486) and 17th in minutes played (29.4)...Poured in a career-high 27 points vs. Montana State (11/22) and vs. Hannibal-LaGrange (11/28)...Made a combined 12-of-15 (80 pct.) three-pointers in his last five starts...Buried a big 3-pointer with 36 seconds left after UMKC pulled to within two points...Answered with another big 3-pointer, this time when Southern Illinois (12/9) narrowed Southeast's lead to five...Scored over 20 points for the fifth time when he dropped in 23 at Kansas State (12/16).

2017-18 SEASON-HIGHS

Points	27	2x, last vs. Hannibal-LaGrange (11/28/17)
Total Rebounds	7	at Louisiana Tech (11/13/17)
Offensive	3	at Louisiana Tech (11/13/17)
Defensive	6	vs. Cal State Northridge (11/21/17)
FG Made	10	vs. Montana State (11/22/17)
FG Attempted	19	vs. N.C. Central (11/26/17)
3-Point FG Made	3	3x, last at Southern Illinois (12/9/17)
3-Point FG Attempted	7	vs. N.C. Central (11/26/17)
FT Made	11	vs. Missouri Baptist (11/10/17)
FT Attempted	11	2x, last at N.C. Central (12/2/17)
Assists	3	2x, last vs. Hannibal-LaGrange (11/28/17)
Blocks	1	3x, last vs. Cal State Northridge (11/21/17)
Steals	2	5x, last at N.C. Central (12/2/17)
Minutes	36	at Louisiana Tech (11/13/17)

MAHONEY'S GAME-BY-GAME STATISTICS

2017-18	FG	3P	FT	O/D	REB	E	PTS	A	TO	B	S	M
Missouri Baptist*	5-9	0-2	11-11	0/2	2	1	21	1	2	1	0	32
at Louisiana Tech*	9-18	1-5	6-8	3/4	7	2	25	3	1	0	1	36
at Evansville*	1-7	1-4	0-0	0/5	5	2	3	1	2	1	1	26
vs. CSUN*	7-9	2-2	2-2	0/6	6	3	18	1	1	1	1	23
vs. Montana State*	10-14	1-2	6-8	1/5	6	3	27	0	1	0	0	33
N.C. Central*	6-19	1-7	2-2	2/3	5	4	15	1	2	0	0	33
Hannibal-LaGrange*	9-16	3-4	6-7	1/1	2	1	27	3	0	0	1	24
at N.C. Central*	5-9	1-1	8-11	1/4	5	3	19	1	1	0	2	23
UMKC*	5-7	3-3	4-5	0/3	3	4	17	1	4	0	0	30
at Southern Illinois*	6-12	3-4	3-6	2/2	4	4	18	0	3	0	1	33
at Kansas State*	6-9	2-3	9-9	0/1	1	2	23	0	1	0	0	30
Bradley												
at Saint Louis												
Belmont												
Tennessee State												
at Murray State												
at Austin Peay												
Morehead State												
Eastern Kentucky												
at SIU Edwardsville												
at Eastern Illinois												
at Tennessee Tech												
at Jacksonville State												
Murray State												
Austin Peay												
at Morehead State												
at UT Martin												
Eastern Illinois												
SIU Edwardsville												
at Eastern Kentucky												
UT Martin												

* - Game Started

CAREER-HIGHS

Points	34	vs. Tennessee State (3/1/17)
Total Rebounds	8	at SIU Edwardsville (2/9/17)
Offensive	4	2x, last vs. Jacksonville State (3/2/17)
Defensive	6	vs. Cal State Northridge (11/21/17)
FG Made	10	vs. Montana State (11/22/17)
FG Attempted	19	2x, last vs. N.C. Central (11/26/17)
3-Point FG Made	4	2x, last vs. Tennessee State (3/1/17)
3-Point FG Attempted	11	vs. Tennessee State (3/1/17)
FT Made	14	vs. Tennessee State (3/1/17)
FT Attempted	15	vs. Tennessee State (3/1/17)
Assists	6	vs. Eastern Kentucky (12/31/16)
Blocks	1	5x, last at Evansville (11/16/17)
Steals	3	at SIU Edwardsville (2/9/17)
Minutes	44	vs. Tennessee State (3/1/17)

CAREER STATISTICS AT SOUTHEAST MISSOURI

Overall																			
Season	G-GS	Min	Avg	FG-FGA	Pct	3FG-3FGA	Pct	FT-FTA	Pct	Off	Def	Tot	Avg	PF	FO	A	TO	Blk	Stl
2016-17	33-33	976	29.6	152-339	.448	57-151	.377	132-162	.815	47	93	140	4.2	106	5	40	45	4	23
2017-18	11-11	323	29.4	69-129	.535	18-37	.486	57-69	.826	10	36	46	4.2	29	0	12	18	3	7
Total	44-44	1299	29.5	221-468	.472	75-188	.399	189-231	.818	57	129	186	4.2	135	5	52	63	7	30
Ohio Valley Conference Games Only																			
Season	G-GS	Min	Avg	FG-FGA	Pct	3FG-3FGA	Pct	FT-FTA	Pct	Off	Def	Tot	Avg	PF	FO	A	TO	Blk	Stl
2016-17	16-16	484	30.3	83-172	.483	32-76	.421	68-83	.819	21	52	73	4.6	52	2	27	28	1	11
2017-18																			
Total																			

Southeast Missouri State REDHAWKS

PLAYER PROFILES



DANIEL SIMMONS

Guard

6-2 / 196 / Senior (4)

Biggersville, Miss. / Biggersville

East Mississippi CC

23

2017-18: Dropped in 13 points, pulled down two rebounds and dished out two assists in his first career start vs. Missouri Baptist (11/10)...Played 28 minutes against the Spartans...Scored 11 points and had three assists at Louisiana Tech (11/13)...Ranks second on the team in scoring with 12.5 points per game...Netted a season-high 18 points vs. UMKC (12/6)...Scored double figures in seven-straight games...Is third on the team with 17 three-pointers made...Ranks 20th in the Ohio Valley Conference in scoring and seventh in 3-point field goal percentage (.447).

SIMMONS' GAME-BY-GAME STATISTICS

2017-18	FG	3P	FT	O/D	REB	E	PTS	A	TO	B	S	M
Missouri Baptist*	5-12	2-4	1-1	0/2	2	2	13	2	2	0	1	28
at Louisiana Tech*	5-15	0-3	1-2	1/2	3	4	11	3	1	1	1	34
at Evansville*	3-3	1-1	2-2	0/2	2	1	9	1	0	0	0	16
vs. CSUN*	3-6	1-2	1-2	0/6	6	0	8	4	1	0	3	24
vs. Montana State*	3-7	1-2	5-7	0/4	4	5	12	1	1	0	1	24
N.C. Central	4-9	1-2	6-8	2/2	4	1	15	2	2	0	2	26
Hannibal-LaGrange	5-13	0-3	2-2	1/2	3	1	12	3	1	0	1	21
at N.C. Central	4-10	2-2	0-1	0/4	4	0	10	3	2	0	1	25
UMKC	4-7	2-4	8-10	0/3	3	1	18	3	1	0	0	21
at Southern Illinois*	4-11	2-6	2-4	2/4	6	4	12	3	3	0	2	22
at Kansas State	6-15	5-9	0-0	0/1	1	1	17	4	0	0	0	33
Bradley												
at Saint Louis												
Belmont												
Tennessee State												
at Murray State												
at Austin Peay												
Morehead State												
Eastern Kentucky												
at SIU Edwardsville												
at Eastern Illinois												
at Tennessee Tech												
at Jacksonville State												
Murray State												
Austin Peay												
at Morehead State												
at UT Martin												
Eastern Illinois												
SIU Edwardsville												
at Eastern Kentucky												
UT Martin												

* - Game Started

2017-18 SEASON-HIGHS

Points.....	18	vs. UMKC (12/6/17)
Total Rebounds.....	6	2x, last at Southern Illinois (12/9/17)
Offensive.....	2	2x, last at Southern Illinois (12/9/17)
Defensive.....	6	vs. Cal State Northridge (11/21/17)
FG Made.....	6	at Kansas State (12/16/17)
FG Attempted.....	15	2x, last at Kansas State (12/16/17)
3-Point FG Made.....	5	at Kansas State (12/16/17)
3-Point FG Attempted.....	9	at Kansas State (12/16/17)
FT Made.....	8	vs. UMKC (12/6/17)
FT Attempted.....	10	vs. UMKC (12/6/17)
Assists.....	4	2x, last at Kansas State (12/16/17)
Blocks.....	1	at Louisiana Tech (11/13/17)
Steals.....	3	vs. Cal State Northridge (11/21/17)
Minutes.....	34	at Louisiana Tech (11/13/17)

CAREER-HIGHS


Points.....	18	vs. UMKC (12/6/17)
Total Rebounds.....	6	2x, last at Southern Illinois (12/9/17)
Offensive.....	2	3x, last at Southern Illinois (12/9/17)
Defensive.....	6	vs. Cal State Northridge (11/21/17)
FG Made.....	6	at Kansas State (12/16/17)
FG Attempted.....	15	2x, last at Kansas State (12/16/17)
3-Point FG Made.....	5	2x, last at Kansas State (12/16/17)
3-Point FG Attempted.....	10	at DePaul (12/19/16)
FT Made.....	8	vs. UMKC (12/6/17)
FT Attempted.....	10	vs. UMKC (12/6/17)
Assists.....	5	vs. UT Rio Grande Valley (11/22/16)
Blocks.....	1	3x, last at Louisiana Tech (11/13/17)
Steals.....	3	2x, last vs. Cal State Northridge (11/21/17)
Minutes.....	34	at Louisiana Tech (11/13/17)

CAREER STATISTICS AT SOUTHEAST MISSOURI

Overall																					
Season	G-GS	Min	Avg	FG-FGA	Pct	3FG-3FGA	Pct	FT-FTA	Pct	Off	Def	Tot	Avg	PF	FO	A	TO	Blk	Stl	Pts	Avg
2016-17	32-0	514	16.1	60-177	.339	28-86	.326	24-37	.649	10	53	63	2.0	38	0	46	43	2	16	172	5.4
2017-18	11-6	274	24.9	46-108	.426	17-38	.447	28-39	.718	6	32	38	3.5	20	1	29	14	1	12	137	12.5
Total	43-6	788	18.3	106-285	.372	45-124	.363	52-76	.684	16	85	101	2.3	58	1	75	57	3	28	309	7.2
Ohio Valley Conference Games Only																					
Season	G-GS	Min	Avg	FG-FGA	Pct	3FG-3FGA	Pct	FT-FTA	Pct	Off	Def	Tot	Avg	PF	FO	A	TO	Blk	Stl	Pts	Avg
2016-17	16-0	225	14.1	22-71	.310	10-32	.313	10-12	.833	5	27	32	2.0	19	0	22	15	2	10	64	4.0
2017-18																					
Total																					

Southeast Missouri State REDHAWKS

PLAYER PROFILES



MILOS VRANES

Forward

6-7 / 200 / Senior (4)

Belgrade, Serbia / Third Belgrade

N.D. State College of Science

4

2017-18: Notched his first career double-double when he finished with 16 points and 10 rebounds at Evansville (Nov. 16)...Scored five points and finished with three rebounds in 13 minutes off the bench vs. Missouri Baptist (11/10)...Added three points in 13 minutes at Louisiana Tech (11/13)...Averages 6.8 points and 5.2 rebounds a game...Is second on the team in rebounds...Scored three points and had seven boards in his first career start vs. N.C. Central (11/26)...Finished with 10 points and four rebounds at N.C. Central (12/2)...Dropped in 14 points and had six rebounds in 22 minutes at Southern Illinois (12/9)...Started six-straight games...Ranks tied for 14th in the Ohio Valley Conference in 3-point field goal percentage (.387) and tied for 15th in defensive rebounds (4.0 rpg).

VRANES' GAME-BY-GAME STATISTICS

2017-18	FG	3P	FT	O/D	REB	E	PTS	A	TO	B	S	M
Missouri Baptist	2-4	1-3	0-0	0/3	3	2	5	0	0	0	1	13
at Louisiana Tech	1-3	1-3	0-0	0/5	5	1	3	2	0	0	0	13
at Evansville	6-11	3-6	1-2	3/7	10	3	16	0	1	0	0	28
vs. CSUN	0-3	0-2	0-0	0/2	2	2	0	0	2	0	1	14
vs. Montana State	4-6	0-1	0-0	2/2	4	2	8	2	1	0	1	21
N.C. Central*	1-6	1-3	0-0	1/6	7	2	3	0	4	0	0	19
Hannibal-LaGrange*	1-5	0-2	1-2	2/1	3	1	3	0	0	1	0	13
at N.C. Central*	4-7	1-2	1-2	1/3	4	3	10	1	1	2	0	26
UMKC*	2-5	1-3	0-1	1/6	7	3	5	1	2	1	0	24
at Southern Illinois*	4-7	2-3	4-6	2/4	6	3	14	0	1	0	1	22
at Kansas State*	3-4	2-3	0-0	1/5	6	2	8	1	2	0	0	19
Bradley												
at Saint Louis												
Belmont												
Tennessee State												
at Murray State												
at Austin Peay												
Morehead State												
Eastern Kentucky												
at SIU Edwardsville												
at Eastern Illinois												
at Tennessee Tech												
at Jacksonville State												
Murray State												
Austin Peay												
at Morehead State												
at UT Martin												
Eastern Illinois												
SIU Edwardsville												
at Eastern Kentucky												
UT Martin												

* - Game Started

2017-18 SEASON-HIGHS

Points	16	at Evansville (11/16/17)
Total Rebounds	10	at Evansville (11/16/17)
Offensive	3	at Evansville (11/16/17)
Defensive	7	at Evansville (11/16/17)
FG Made	6	at Evansville (11/16/17)
FG Attempted.....	11	at Evansville (11/16/17)
3-Point FG Made.....	3	at Evansville (11/16/17)
3-Point FG Attempted	6	at Evansville (11/16/17)
FT Made.....	4	at Southern Illinois (12/9/17)
FT Attempted.....	6	at Southern Illinois (12/9/17)
Assists	2	2x, last vs. Montana State (11/22/17)
Blocks.....	2	at N.C. Central (12/2/17)
Steals.....	1	4x, last at Southern Illinois (12/9/17)
Minutes	28	at Evansville (11/16/17)

CAREER-HIGHS

Points	16	at Evansville (11/16/17)
Total Rebounds	10	at Evansville (11/16/17)
Offensive	3	3x, last at Evansville (11/16/17)
Defensive	7	at Evansville (11/16/17)
FG Made	6	2x, last at Evansville (11/16/17)
FG Attempted.....	11	2x, last at Evansville (11/16/17)
3-Point FG Made.....	3	at Evansville (11/16/17)
3-Point FG Attempted	6	2x, last at Evansville (11/16/17)
FT Made.....	4	3x, last at Southern Illinois (12/9/17)
FT Attempted.....	6	at Southern Illinois (12/9/17)
Assists	2	4x, last at Louisiana Tech (11/13/17)
Blocks.....	2	at N.C. Central (12/2/17)
Steals.....	3	2x, last vs. Central Arkansas (12/1/16)
Minutes	31	vs. Cornell (12/23/16)

CAREER STATISTICS AT SOUTHEAST MISSOURI

Overall																					
Season	G-GS	Min	Avg	FG-FGA	Pct	3FG-3FGA	Pct	FT-FTA	Pct	Off	Def	Tot	Avg	PF	FO	A	TO	Blk	Stl	Pts	Avg
2016-17	31-0	568	18.3	63-129	.488	28-76	.368	25-39	.641	30	71	101	3.3	79	3	17	21	2	22	179	5.8
2017-18	11-6	212	19.3	28-61	.459	12-31	.387	7-13	.538	13	44	57	5.2	24	0	7	14	4	4	75	6.8
Total	42-6	780	18.6	91-190	.479	40-107	.374	32-52	.615	43	115	158	3.8	103	3	24	35	6	26	254	6.0
Ohio Valley Conference Games Only																					
Season	G-GS	Min	Avg	FG-FGA	Pct	3FG-3FGA	Pct	FT-FTA	Pct	Off	Def	Tot	Avg	PF	FO	A	TO	Blk	Stl	Pts	Avg
2016-17	14-0	229	16.4	26-51	.510	12-30	.400	9-16	.563	13	25	38	2.7	38	2	8	5	1	6	73	5.2
2017-18																					
Total																					

Southeast Missouri State RED HAWKS

BOX SCORES

GAME 1

SOUTHEAST MISSOURI 81, MISSOURI BAPTIST 69

Nov. 10, 2017 • Show Me Center • Cape Girardeau, Mo.

Missouri Baptist 69

#	Player	Total			3-Ptr			Rebounds			PF	TP	A	T	Blk	Stl	Min
		FG	FGA	FT	FTA	Off	Def	Off	Def	Total							
01	Jahmouri Robinson	f	7-9	0-1	0-3	0	0	0	0	14	2	3	0	1	24		
12	Andrew Howard	f	3-5	0-0	3-5	4	3	7	2	9	0	2	0	0	23		
13	Karson King	f	1-2	0-1	0-0	2	1	3	1	2	3	1	0	2	20		
22	Johnny Benson	g	2-3	1-2	3-4	0	2	2	3	8	0	4	0	0	23		
33	Jesus Castillo	g	2-4	2-4	0-0	0	2	2	0	6	1	1	1	0	12		
02	Joel Baskin		1-5	0-2	0-0	0	0	0	1	2	1	0	1	0	10		
03	Fitzgerald Hopkins		3-9	2-7	1-2	0	0	0	0	9	1	1	1	0	23		
04	James McKelvin		2-5	2-3	2-4	0	4	4	2	8	0	2	0	0	22		
10	Hasaan DeCarolis		0-0	0-0	0-0	0	0	0	0	0	0	0	0	0	0+		
11	Pablo Hernandez		2-5	0-2	4-5	2	4	6	1	8	1	2	0	0	22		
21	Torrance Littles		0-0	0-0	0-0	0	0	0	4	0	0	0	0	0	9		
24	Zach Beel		1-1	1-1	0-0	0	1	1	2	3	1	0	1	0	8		
32	John Yaeger		0-0	0-0	0-0	0	0	0	0	0	0	0	0	0	4		
Team						3	2	5		2							
Totals			24-48	8-23	13-23	11	19	30	16	69	10	18	4	3	200		

FG % 1st Half: 11-28 39.3% 2nd half: 13-20 65.0% Game: 24-48 50.0%
3FG % 1st Half: 4-15 26.7% 2nd half: 4-8 50.0% Game: 8-23 34.8%
FT % 1st Half: 1-5 20.0% 2nd half: 12-18 66.7% Game: 13-23 56.5%

Southeast Missouri 81 • 1-0

#	Player	Total			3-Ptr			Rebounds			PF	TP	A	T	Blk	Stl	Min
		FG	FGA	FT	FTA	Off	Def	Total									
34	MAHONEY, Denzel	f	5-9	0-2	11-11	0	2	2	1	21	1	2	1	0	32		
42	LAROS, Mark	c	4-5	0-0	1-1	4	5	9	2	9	0	3	1	1	27		
02	DALTON, Jonathan	g	3-3	2-2	3-4	1	1	2	3	11	7	0	0	0	32		
03	KOWALSKI, Ray	g	1-6	0-1	0-0	0	0	0	3	2	1	1	0	1	16		
23	SIMMONS, Daniel	g	5-12	2-4	1-1	0	2	2	13	2	2	0	1	28			
04	VRANES, Milos		2-4	1-3	0-0	0	3	3	2	5	0	0	0	1	13		
13	GABLE, Isaiah		1-3	0-2	0-0	0	0	0	2	2	1	1	0	0	11		
15	LEWIS, Donnie		0-0	0-0	0-0	0	0	0	0	0	0	0	0	0	5		
20	CARPENTER, Justin		2-2	0-0	0-0	0	2	2	1	4	2	1	0	1	10		
25	BREWER, Ledarius		4-10	3-6	3-4	0	5	5	2	14	3	1	0	2	26		
Team						3	1	4		2							
Totals			27-54	8-20	19-21	8	21	29	18	81	17	13	2	7	200		
FG % 1st Half: 12-22 54.5%		2nd half: 15-32 46.9%		Game: 27-54 50.0%		1st Half: 12-22 54.5%		2nd Half: 15-32 46.9%		Game: 27-54 50.0%		3rd Half: 12-22 54.5%		4th Half: 15-32 46.9%		Deadball Rebounds	
3PT % 1st Half: 6-9 66.7%		2nd half: 12-13 92.3%		Game: 19-21 90.5%		1st Half: 6-9 66.7%		2nd Half: 12-13 92.3%		Game: 19-21 90.5%		3rd Half: 12-22 54.5%		4th Half: 15-32 46.9%			
FT % 1st Half: 7-8 87.5%																	

FG % 1st Half: 12-22 54.5% 2nd half: 15-32 46.9% Game: 27-54 50.0%
3FG % 1st Half: 6-9 66.7% 2nd half: 2-11 18.2% Game: 8-20 40.0%
FT % 1st Half: 7-8 87.5% 2nd half: 12-13 92.3% Game: 19-21 90.5%

Officials: Brett Miles, Kyle Bottoms, Alex Manuel
Technical fouls: Missouri Baptist-None. Southeast Missouri-None.
Attendance: 1239

Score by periods	1st	2nd	Total
Missouri Baptist	27	42	69
Southeast Missouri	37	44	81

GAME 2

LOUISIANA TECH 96, SOUTHEAST MISSOURI 95 OT

Nov. 13, 2017 • Thomas Assembly Center • Ruston, La.

Southeast Missouri 95 • 1-1

#	Player	Total			3-Ptr			Rebounds			PF	TP	A	T	Blk	Stl	Min
		FG	FGA	FT	FTA	Off	Def	Off	Def	Total							
34	MAHONEY, Denzel	f	9-18	1-5	6-8	3	4	7	2	25	3	1	0	1	36		
42	LAROS, Mark	c	2-4	0-0	1-1	4	0	4	1	5	0	4	1	1	13		
02	DALTON, Jonathan	g	1-2	0-0	0-0	0	1	1	1	2	7	4	0	2	35		
03	KOWALSKI, Ray	g	4-10	3-5	1-1	1	1	2	1	11	0	0	0	0	22		
23	SIMMONS, Daniel	g	5-15	0-3	1-2	1	2	3	4	11	3	1	1	1	34		
04	VRANES, Milos		1-3	1-3	0-0	0	5	5	1	3	2	0	0	0	13		
15	LEWIS, Donnie		0-0	0-0	0-0	0	0	0	4	0	3	0	0	0	9		
20	CARPENTER, Justin		7-9	0-1	3-5	2	4	6	3	17	0	0	1	0	32		
25	BREWER, Ledarius		7-14	4-8	2-2	2	4	6	3	20	1	2	1	1	31		
Team						0	3	3									
Totals			36-75	9-25	14-19	13	24	37	20	95	20	9	4	6	225		

FG % 1st Half: 15-31 48.4% 2nd half: 15-35 42.9% OT: 6-9 66.7% Game: 36-75 48.0%
3FG % 1st Half: 3-11 27.3% 2nd half: 3-8 37.5% OT: 3-6 50.0% Game: 9-25 36.0%
FT % 1st Half: 6-8 75.0% 2nd half: 7-8 87.5% OT: 1-3 33.3% Game: 14-19 73.7%

Louisiana Tech 96 • 2-0

#	Player	Total			3-Ptr			Rebounds			PF	TP	A	T	Blk	Stl	Min
		FG	FGA	FT	FTA	Off	Def	Off	Def	Total							
22	WASHINGTON, Jy'lan	f	3-7	1-3	0-0	0	3	3	1	7	2	0	0	0	27		
05	WHITE, Joniah	c	2-3	0-0	2-2	2	3	5	1	6	2	2	3	0	29		
00	BOYKINS, Jacob	g	3-10	1-7	2-2	1	6	7	4	9	0	0	0	1	28		
02	HARRIS, Jalen	g	7-13	1-4	11-14	1	7	8	2	26	5	3	2	0	36		
04	BRACEY, Daquan	g	8-13	1-2	3-4	0	5	5	2	20	4	4	0	0	37		
01	JEAN, Derric		4-6	2-4	4-6	0	1	1	3	14	3	0	1	0	30		
11	PEMBERTON, Jacobly		1-1	0-0	2-2	1	1	2	4	0	0	1	0	1	9		
21	CHRISTON, Exavian		1-3	0-1	0-0	1	0	1	0	2	0	0	0	0	13		
35	POWELL, Oliver		2-4	0-0	4-4	0	4	4	2	8	0	0	1	0	16		
Team						1	0	1									
Totals			31-60	6-21	28-34	7	30	37	17	96	16	9	8	1	225		

FG % 1st Half: 14-29 48.3% 2nd half: 12-26 46.2% OT: 5-5 100.0% Game: 31-60 51.7%
3FG % 1st Half: 1-7 14.3% 2nd half: 5-14 35.7% OT: 0-0 0.0% Game: 10-24 41.7%
FT % 1st Half: 10-10 100.0% 2nd half: 11-14 78.6% OT: 7-10 70.0% Game: 28-34 82.4%

Officials: Ray Natili, Bret Smith, Nomi Kidwai
Technical fouls: Southeast Missouri-TEAM. Louisiana Tech-None.
Attendance: 2456

Score by periods	1st	2nd	OT	Total
Southeast Missouri	39	40	16	95
Louisiana Tech	39	40	17	96

Last FG - SEMO OT-00:00, TECH OT-01:18.
Largest lead - SEMO by 3 1st-10:49, TECH by 7 OT-03:24.
SEMO led for 06:14. TECH led for 32:29. Game was tied for 06:17.

Score tied - 13 times.
Lead changed - 10 times.

GAME 3

EVANSVILLE 66, SOUTHEAST MISSOURI 50

Nov. 16, 2017 • Ford Center • Evansville, Ind.

SEMO 50 • 1-2

#	Player	Total			3-Ptr			Rebounds			PF	TP	A	T	Blk	Stl	Min
		FG	FGA	FT	FTA	Off	Def	Off	Def	Total							
34	MAHONEY, Denzel	f	1-7	1-4	0-0	0	5	5	2	3	1	2	1	1	26		
42	LAROS, Mark	c	0-0	0-0	1-2	0	0	0	3	1	0	2	1	0	13		
02	DALTON, Jonathan	g	2-4	0-2	0-0	2	1	3	2	4	5	3	0	3	30		
03	KOWALSKI, Ray	g	2-4	1-2	0-0	0	3	3	2	5	0	4	0	0	25		
23	SIMMONS, Daniel	g	3-3	1-1	2-2	0	2	2	1	9	1	0	0	0	16		
04	VRANES, Milos		6-11	3-6	1-2	3	7	10	3	16	0	1	0	0	28		
13	GABLE, Isaiah		1-3	0-1	0-0	0	2	2	1	2	1	0	0	0	13		
15	LEWIS, Donnie		0-0	0-0	0-0	0	0	0	2	0	0	0	0	1	10		
20	CARPENTER, Justin		1-4	0-1	0-0	0	1	1	3	2	0	3	1	0	14		
25	BREWER, Ledarius		3-12	2-8	0-2	0	3	3	5	8	1	3	2	0	25		
Team						0	2	2									
Totals			19-48	8-25	4-8	5	26	31	24	50	9	18	5	5	200		

FG % 1st Half: 8-20 40.0% 2nd half: 11-28 39.3% Game: 19-48 39.6%
3FG % 1st Half: 3-13 23.1% 2nd half: 5-12 41.7% Game: 8-25 32.0%
FT % 1st Half: 2-4 50.0% 2nd half: 2-4 50.0% Game: 4-8 50.0%

Evansville 66 • 3-0

#	Player	Total			3-Ptr			Rebounds			PF	TP	A	T	Blk	Stl	Min
		FG	FGA	FT	FTA	Off	Def	Total									
50	Simmons, Blake	f	3-6	3-5	2-2	0	4	4	2	11	0	1	0	0	34		
15	Traore, Dalen	c	0-0	0-0	2-2	1	3	4	1	2	0	0	0	0	13		
00	Taylor, Ryan	g	4-18	3-10	6-6	0	3	3	1	17	2	0	0	1	38		
12	Smith, Dru	g	5-6	2-2	5-6	0	6	6	3	17	9	5	1	1	38		
25	Gibson, Duane	g	4-7	0-0	0-0	0	3	3	0	8	1	1	0	0	21		
05	Hainna, Solomon	c	0-1	0-1	7-10	0	1	1	3	7	0	0	0	0	1		
10	Kuhlmann, Evan	c	1-1	0-0	0-0	0	0	0	0	0	0	0	0	1	1		
14	Chatkevicius, Dainiui	c	0-2	0-0	0-0	1	0	1	0	1	0	0	1	0	0		
30	Frederking, Noah	c	0-0	0-0	0-0	0	0	0	0	0	0	0	0	0	2		
33	Riley, K.J.	c	1-1	0-1	0-0	1	2	3	0	0	0	1	0	1	0		
35	Hall, John	c	2-3	0-0	0-1	0	0	0	3	4	0	0	1	0	17		
	Team					1	2	3									
Totals			18-45	8-18	22-27	4	24	28	14	66	12	10	2	5	200		
FG % 1st Half:		13-26	50.0%	2nd half:	5-19	26.3%	Game:		18-45	40.0%							Deadball
3FG % 1st Half:		5-9	55.6%	2nd half:	3-9	33.3%	Game:		8-18	44.4%							Rebound
		71.4%		2nd half:	17-20	85.0%											

Southeast Missouri State REDHAWKS

BOX SCORES

GAME 5

MONTANA STATE 88, SOUTHEAST MISSOURI 82

Nov. 22, 2017 • Hard Rock Riviera Maya • Cancun, Mexico

SEMO 82 • 2-3

#	Player		Total		3-Ptr		Rebounds			PF	TP	A	T	Blk	Stl	Min
			FG-FGA	FG%	FG-FGA	FG%	Off	Def	Total							
42	LAROS, Mark	f	1-1	0-0	0-0	1	2	3	1	2	0	0	1	0	1	14
02	DALTON, Jonathan	f	3-4	1-1	5-6	0	2	2	3	12	6	5	0	1	35	
03	KOWALSKI, Ray	g	1-4	0-2	1-1	0	0	0	2	3	1	2	0	0	18	
23	SIMMONS, Daniel	g	3-7	1-2	5-7	0	4	4	5	12	1	1	0	1	24	
34	MAHONEY, Denzel	g	10-14	1-2	6-8	1	5	6	3	27	0	1	0	0	33	
04	VRANES, Milos		4-6	0-1	0-0	2	2	4	2	8	2	1	0	1	21	
15	LEWIS, Donnie		0-1	0-1	0-0	0	1	1	1	0	0	0	0	0	5	
20	CARPENTER, Justin		3-6	0-1	3-4	4	4	8	4	9	1	2	0	1	25	
25	BREWER, Ledarius		4-8	1-5	0-0	0	2	2	5	9	0	3	0	1	25	
Team						0	1	1								
Totals			29-51	4-15	20-26	8	23	31	26	82	11	15	1	5	200	
FG % 1st Half: 13-26			50.0%	2nd half: 16-25			64.0%	Game: 29-51			56.9%	Deadball Rebounds				
3FG % 1st Half: 0-6			0.0%	2nd half: 4-9			44.4%	Game: 4-15			26.7%					
FT % 1st Half: 8-10			80.0%	2nd half: 12-16			75.0%	Game: 20-26			76.9%					

MONTANA STATE 88 • 4-2

#	Player	Total		3-Ptr		Rebounds		PF	TP	A	T	Blk	Stl	Min	
		FG	F-GA	FG	F-GA	Off	Def								
02	BLEVINS, Keljin	f	2-4	0-0	3-6	1	4	5	0	7	3	0	1	0	29
04	NEUMANN, Sam	f	2-2	0-0	4-5	1	1	2	4	8	0	0	0	0	14
03	HALL, Tyler	g	11-19	8-15	4-4	1	3	4	2	34	0	0	1	0	36
05	FREY, Harald	g	3-10	0-3	2-3	0	1	1	2	8	5	2	0	2	29
10	KLINES, Devonte	g	1-2	0-0	0-1	1	2	3	3	2	4	0	0	2	26
00	GREEN, Zach		1-2	0-0	3-4	0	1	1	3	5	0	0	0	0	12
01	MVUEZLO JR., Joe		2-4	0-0	0-0	2	0	2	3	4	0	1	0	0	7
13	BONTON, Isaac		3-6	0-1	6-6	0	0	0	4	12	1	1	0	1	22
22	FREY, Konner		2-5	0-1	2-3	1	5	6	3	6	1	2	0	1	21
44	SCHULTZ, Luke		0-0	0-0	2-2	2	0	2	0	2	0	0	0	0	4
Team						0	0	0							
Totals			27-54	8-20	26-34	9	17	26	24	88	12	11	2	6	200
FG % 1st Half: 14-27		51.9%	2nd half: 13-27		48.1%	Game: 27-54		50.0%	Deadball Rebounds						
3FG % 1st Half: 5-10		50.0%	2nd half: 3-10		30.0%	Game: 8-20		40.0%	3						
FT % 1st Half: 8-10		80.0%	2nd half: 18-24		75.0%	Game: 26-34		76.5%							

Officials: Mark Maslona, Freddie Williams, Geoff Vejelsky
Technical fouls: SEMO=None, MONTANA STATE=None.
Attendance:
Cancun Challenge - Mayan Division: Championship Game

Score by periods	1st	2nd	Total
SEMO	34	48	82
MONTANA STATE	41	47	88

Points	In	Off	2nd	Fast	Bench
SEMO	44	17	13	6	26
MSU	28	13	8	7	29

GAME 6

N.C. CENTRAL 77, SOUTHEAST MISSOURI 70

Nov. 26, 2017 • Show Me Center • Cape Girardeau, Mo.

N.C. Central 77 • 3-5

#	Player	FG-Total		3-Ptr		Rebounds				PF	TP	A	T	Blk	Stl	Min
		FG	F-GA	FG	FT-GA	Off	Def	Total								
02	DOUGLAS, Zacarry	f	1-3	1-2	0-2	0	6	6	1	3	0	0	1	1	23	
05	GARDNER JR, Reggie	f	3-12	1-8	3-4	0	1	1	3	10	1	1	0	1	30	
02	DAVIS, Raasean	c	9-12	0-0	2-5	2	8	10	4	20	0	1	1	1	34	
01	WIGGINS, C.J.	g	4-8	3-4	0-1	0	2	2	0	11	3	2	0	0	33	
03	GOLDSMITH, Brandon	g	0-0	0-0	2-2	1	1	2	1	2	0	0	0	0	8	
00	MCKNIGHT JR, Larry		0-1	0-1	0-0	0	1	1	1	0	0	0	0	0	6	
04	PERKINS, Jordan		5-10	0-2	3-4	0	3	3	4	13	7	4	0	2	33	
11	JONES, Alston		3-4	0-0	2-2	0	1	1	4	8	1	3	0	0	10	
13	RIVAS, Pablo		2-3	2-2	2-2	0	2	2	3	8	0	0	1	2	18	
22	REID, Dominique		1-1	0-0	0-0	0	1	1	1	2	0	1	1	0	5	
Team						1	4	5								
Totals			28-54	7-19	14-22	4	30	34	22	77	12	12	4	7	200	
FG % 1st Half: 16-29		55.2%	2nd half: 12-25		48.0%	Game: 28-54		51.9%	Deadball Rebounds 3							
3FG % 1st Half: 3-11		27.3%	2nd half: 4-8		50.0%	Game: 7-19		36.8%								
FT % 1st Half: 6-6		100.0	2nd half: 8-16		50.0%	Game: 14-22		63.6%								

Southeast Missouri 70 • 2-4

#	Player	Total		3-Ptr		Rebounds		PF	TP	A	T	Blk	Stl	Min	
		FG	F-GA	FG	F-GA	Off	Def								
04	VRANES, Milos	f	1-6	1-3	0-0	1	6	7	2	3	0	4	0	0	19
20	CARPENTER, Justin	f	5-10	1-2	3-5	4	7	11	3	14	1	0	0	1	27
02	DALTON, Jonathan	g	1-3	0-1	3-4	0	3	3	4	5	1	0	2	0	29
25	BREWER, Ledarius	g	3-12	1-4	2-2	1	1	2	4	9	0	2	0	1	28
34	MAHONEY, Denzel	g	6-19	1-7	2-2	2	3	5	4	15	1	2	0	0	33
03	KOWALSKI, Ray		1-2	0-1	2-2	0	1	1	0	4	1	1	0	0	16
13	GABLE, Isaiah		0-0	0-0	0-0	0	0	0	0	0	0	0	0	0	0
15	LEWIS, Donnie		0-0	0-0	1-2	0	1	0	1	0	0	0	0	0	9
23	SIMMONS, Daniel		4-9	1-2	6-8	2	2	4	1	15	2	2	0	2	26
42	LAROS, Mark		1-2	0-0	2-2	2	2	4	0	4	1	0	0	1	13
Team						2	2	4							
Totals			22-63	5-20	21-27	15	27	42	18	70	11	12	0	7	200
FG % 1st Half: 11-29		37.9%	2nd half: 11-34		32.4%	Game: 22-63		34.9%	Deadball Rebounds 2						
3FG % 1st Half: 2-8		25.0%	2nd half: 3-12		25.0%	Game: 5-20		25.0%							
FT % 1st Half: 8-12		66.7%	2nd half: 13-15		86.7%	Game: 21-27		77.8%							

Officials: Steve Divine, Collin Dotson, Brad Fritsch
Technical fouls: N.C. Central-JONES, Alston, Southeast Missouri=None.
Attendance: 645

Score by periods	1st	2nd	Total
N.C. Central	41	36	77
Southeast Missouri	32	38	70

Points	In	Off	2nd	Fast	Bench
NCCUM	36	9	4	2	31
SEMO	26	16	13	4	24

GAME 7

SOUTHEAST MISSOURI 83, HANNIBAL-LAGRANGE 59

Nov. 28, 2017 • Show Me Center • Cape Girardeau, Mo.

Hannibal-LaGrange 59 • 1-4

#	Player	Total		3-Ptr		Rebounds		PF	TP	A	T	Blk	Stl	Min	
		FG-FGA	FG-FGA	FT-FTA	Off Def	Tot									
21	HUEITT, Tyrone	f	6-10	0-1	1-2	0	0	0	3	13	0	3	2	0	29
23	SMITH, Brady	f	9-13	2-3	1-2	2	2	4	2	21	3	3	2	1	31
01	PACE, Tim	g	4-11	0-3	1-3	0	5	5	2	9	3	3	1	1	30
03	ELBE, Lincoln	g	1-7	0-5	0-0	0	2	2	1	2	4	1	1	2	30
04	EARLY, Demetrius	g	2-6	2-5	2-4	1	7	8	2	8	1	1	0	0	30
00	INGLE, Adam		0-1	0-0	0-0	0	1	1	0	0	0	1	0	0	6
02	THEBEAU, Clay		0-0	0-0	0-0	1	0	1	1	0	0	2	0	0	4
05	ISON, Trevor		3-7	0-0	0-1	2	2	4	5	6	0	1	0	0	15
12	ISON, Tyler		0-1	0-0	0-0	0	0	0	0	0	0	0	0	1	2
13	OGALAT, Bruce		0-1	0-0	0-0	1	1	2	0	0	0	0	0	0	2
14	PLUNKETT, Reed		0-1	0-1	0-0	0	0	0	0	0	1	1	0	0	5
24	HIVELY, Izack		0-0	0-0	0-0	1	0	1	3	0	1	2	0	0	16
Team						1	4	5							
Totals			25-58	4-18	5-12	9	24	33	19	59	13	18	6	5	200

Southeast Missouri State REDHAWKS

BOX SCORES

GAME 9

SOUTHEAST MISSOURI 91, UMKC 87

Dec. 6, 2017 • Show Me Center • Cape Girardeau, Mo.

UMKC 87 • 3-7

#	Player	Total			3-Ptr			Rebounds			PF	TP	A	TO	Blk	Stl	Min						
		FG	FGA	FT	FTA	Off	Def	Tot															
05	Giles, Jordan	f	1-3	0-2	0-0	0	2	2	3	2	0	1	0	1	1	14							
30	Leek, Aleer	f	1-3	1-1	0-0	2	3	5	4	3	0	1	5	0	1	16							
00	Bishop, Xavier	g	5-10	1-3	7-11	1	0	1	5	18	5	3	0	0	1	31							
02	Ross, Isaiah	g	2-12	2-6	0-0	1	0	1	3	6	3	2	0	1	1	27							
10	Robinson, Broderick	g	8-19	5-10	3-3	2	8	10	2	24	3	1	0	2	1	39							
01	Smith, Marco		1-3	0-1	0-0	1	0	1	3	2	4	0	0	0	1	16							
03	McKissic, Brandon		3-7	3-4	0-0	0	6	6	4	9	0	1	1	0	1	20							
14	Ahmed, Mo		0-0	0-0	0-0	0	0	0	0	0	0	0	0	0	0	0+							
15	Knar, Robert		1-1	0-0	0-0	0	1	1	0	2	0	0	0	0	0	2							
25	Dulley, Steve		3-5	0-1	0-0	1	1	2	0	6	1	0	0	0	0	12							
33	Nesbitt Jr., Marvin		6-9	3-4	0-0	4	2	6	1	15	1	0	0	0	0	23							
	Team					4	2	6															
Totals			31-72	15-34	10-14	16	25	41	25	87	17	9	6	4	200								
FG % 1st Half: 14-38		36.8%	2nd half: 17-34		50.0%	Game: 31-72		43.1%	Deadball		Rebounds												
3FG % 1st Half: 7-16		43.8%	2nd half: 8-18		44.4%	Game: 15-34		44.1%															
FT % 1st Half: 2-3		66.7%	2nd half: 8-11		72.7%	Game: 10-14		71.4%															

Southeast Missouri 91 • 5-4

#	Player	FG-Total		3-Ptr		Rebounds				PF	TP	A	TO	Blk	Stl	Min
		FG	FGA	FT	FTA	Off	Def	Tot								
04	VRANES, Milos	f	2-5	1-3	0-1	1	6	7	3	5	1	2	1	0	1	24
20	CARPENTER, Justin	r	5-12	0-1	4-6	5	6	11	0	14	2	1	3	1	1	25
02	DALTON, Jonathan	g	0-2	0-0	3-4	1	1	2	2	3	10	2	0	2	3	34
25	BREWER, Ledarius	g	4-11	1-4	0-0	1	0	1	2	9	1	0	1	0	1	16
34	MAHONEY, Denzel	g	5-7	3-3	4-5	0	3	3	4	17	1	4	0	0	0	30
01	DUFFUS, Dondre		2-5	0-1	2-2	0	0	0	1	6	2	0	0	0	0	10
13	KOWALSKI, Ray		5-7	4-5	2-2	1	2	3	1	16	1	0	0	0	0	25
13	GABLE, Isaiah		1-2	1-1	0-0	0	0	0	0	0	0	0	0	0	0	9
15	LEWIS, Donnie		0-0	0-0	0-0	1	1	2	1	0	0	0	0	0	0	6
23	SIMMONS, Daniel		4-7	2-4	8-10	0	3	3	1	18	3	1	0	0	0	21
	Team					1	6	7								
Totals			28-58	12-22	23-30	11	28	39	15	91	21	10	5	3	200	
FG % 1st Half: 15-30		50.0%	2nd half: 13-28		46.4%	Game: 28-58		48.3%	Deadball Rebounds							
3FG % 1st Half: 8-12		66.7%	2nd half: 4-10		40.0%	Game: 12-22		54.5%								
FT % 1st Half: 10-13		76.9%	2nd half: 13-17		76.5%	Game: 23-30		76.7%								

Officials: Gene Grimshaw, Boyd Copeland, Chris Koopman
Technical fouls: UMKC-None, Southeast Missouri-None.
Attendance: 1586

Score by periods	1st	2nd	Total
UMKC	37	50	87
Southeast Missouri	48	43	91

Points	In	Off	2nd	Fast	Bench
UMKC	30	17	17	0	34
SEMO	28	15	13	4	43

GAME 10

SOUTHEAST MISSOURI 75, SOUTHERN ILLINOIS 69

Dec. 9, 2017 • SIU Arena • Carbondale, Ill.

Southeast Missouri State 75 • 6-4

#	Player	FG-Total		3-Ptr		Rebounds				PF	TP	A	TO	Blk	Stl	Min
		FG	FGA	FT	FTA	Off	Def	Tot								
02	DALTON, Jonathan	*	0-1	0-1	4-6	0	0	0	1	4	4	0	0	0	0	34
04	VRANES, Milos	*	4-7	2-3	4-6	2	4	6	3	14	0	1	0	1	1	22
23	SIMMONS, Daniel	*	4-11	2-6	2-4	2	4	6	4	12	3	3	0	2	2	22
25	BREWER, Ledarius	*	4-8	2-4	3-3	0	3	3	1	13	2	0	0	1	1	25
34	MAHONEY, Denzel	*	6-12	3-4	3-6	2	2	4	4	18	0	3	0	1	1	33
01	DUFFUS, Dondre		2-2	1-1	3-4	0	5	5	4	8	0	4	0	3	1	17
03	KOWALSKI, Ray		0-3	0-2	0-0	0	2	2	1	0	0	0	0	0	0	17
13	GABLE, Isaiah		2-6	2-5	0-1	0	1	1	1	6	0	0	0	0	0	20
15	LEWIS, Donnie		0-0	0-0	0-0	0	0	0	1	0	0	0	0	0	0	10
	Team					1	6	7								
Totals			22-50	12-26	19-30	7	27	34	20	75	9	11	0	8	200	
FG % 1st Half: 13-25		52.0%	2nd half: 9-25		36.0%	Game: 22-50		44.0%	Deadball Rebounds							
3FG % 1st Half: 6-12		50.0%	2nd half: 6-14		42.9%	Game: 12-26		46.2%								
FT % 1st Half: 7-11		63.6%	2nd half: 12-19		63.2%	Game: 19-30		63.3%								

Southern Illinois 69 • 4-4

#	Player	FG	FGA	3-Ptr	FT	FTA	Off	Def	TP	PF	TP	A	TO	Blk	Stl	Min
33	Pippen,Kavion	c	3-5	0-0	0-0	3	2	5	1	6	0	1	2	0	1	18
00	Wiley,Jonathan	g	1-7	0-0	0-2	2	3	5	1	2	1	1	3	0	0	20
03	Bartley,Marcus	g	1-7	1-5	0-0	0	6	6	4	3	6	2	0	0	0	38
12	Lloyd,Sean	g	5-9	3-3	2-2	5	5	6	5	15	1	2	1	0	0	28
23	Fletcher,Armon	g	3-6	0-1	4-7	1	7	8	4	10	1	4	0	1	1	28
04	McGill,Eric		2-8	1-3	0-2	2	1	3	3	5	1	2	0	1	1	22
10	Cook,Aaron		6-11	4-9	2-2	1	0	1	1	18	3	2	0	0	0	26
11	Smithpeters,Tyler		3-8	2-7	0-0	0	0	0	3	8	2	0	0	1	1	16
24	Stradnieks,Rudy		1-2	0-0	0-0	2	0	2	1	2	0	1	0	0	0	4
	Team					2	3	5								
Totals			25-63	11-28	8-15	14	27	41	23	69	15	15	6	3	200	
FG % 1st Half: 9-32		28.1%	2nd half: 16-31		51.6%	Game: 25-63		39.7%	Deadball		Rebounds					
3FG % 1st Half: 2-13		15.4%	2nd half: 9-15		60.0%	Game: 11-28		39.3%								
FT % 1st Half: 5-8		62.5%	2nd half: 3-7		42.9%	Game: 8-15		53.3%								

Officials: Randy Heimerman, David Stevens, Ervin Wilson
Technical fouls: Southeast Missouri State-None, Southern Illinois-None.
Attendance: 4493

Score by periods	1st	2nd	Total
Southeast Missouri State	39	36	75
Southern Illinois	25	44	69

Points	In	Off	2nd	Fast	Bench
SEMO	18	16	6	2	14
SIU	26	13	12	0	33

GAME 11

KANSAS STATE 89, SOUTHEAST MISSOURI 71

Dec. 16, 2017 • Bramlage Coliseum • Manhattan, Kan.

SE Missouri State 71 • 6-5

#	Player		Total			3-Ptr			Rebounds			PF	TP	A	TO	Blk	Stl	Min
			FG	FGA	FT	FTA	Off	Def	Tot									
04	VRANES, Milos	f	3-4	2-3	0-0	1	5	6	2	8	1	2	0	0	1	19		
20	CARPENTER, Justin	r	6-13	0-3	1-1	3	1	4	0	13	2	1	0	1	1	27		
02	DALTON, Jonathan	g	2-4	1-2	0-0	0	2	2	1	5	4	3	0	1	1	29		
25	BREWER, Ledarius	g	0-5	0-2	0-0	0	4	4	2	0	2	0	0	1	1	22		
34	MAHONEY, Denzel	g	6-9	2-3	9-9	0	1	1	2	23	0	1	0	0	1	30		
01	DUFFUS, Dondre		1-3	1-1	0-0	0	0	0	4	3	1	2	0	0	0	16		
13	GABLE, Isaiah		1-4	0-2	0-0	0	0	0	2	2	0	0	0	0	0	12		
15	LEWIS, Donnie		0-0	0-0	0-0	0	0	0	2	0	2	0	0	0	1	12		
23	SIMMONS, Daniel		6-15	5-9	0-0	0	1	1	1	17	4	0	0	0	0	33		
Team							1	0										
Totals			25-57	11-25	10-10	5	14	19	16	71	16	9	0	4	200			
FG % 1st Half: 12-25 48.0%			2nd half: 13-32 40.6%			Game: 25-57 43.9%			Game: 11-25 44.0%			Game: 10-10 100.0%			Deadball Rebounds			
FT % 1st Half: 9-9 100.0			2nd half: 1-1 100.0			Game: 10-10 100.0			Game: 10-10 100.0			Game: 10-10 100.0						