



2017-18
BASKETBALL
GUIDE



**DO
YOU
HAVE
THE
WILL
TO**

**make a
medical
discovery?**



**SOUTHEAST MISSOURI
STATE UNIVERSITY · 1873**

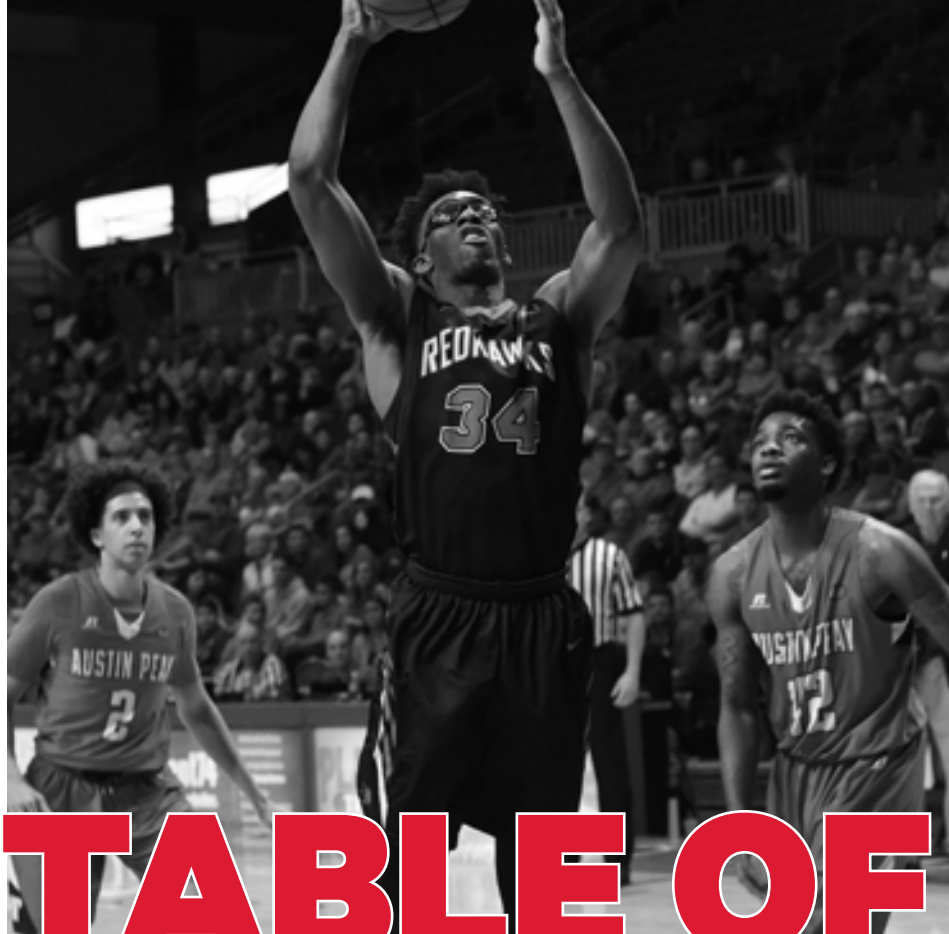


TABLE OF CONTENTS

This is the OVC

OVC History	90-95
2016-17 Final OVC Statistics.....	96-99
2017-18 OVC Composite Schedule.....	100-102

Records & History

Honors & Awards	104-106
Season Records/Coaching History	107
Team Single-Season Records.....	108-109
Career Rankings	110-111
Single-Season Rankings	112-113
Individual & Team Records.....	114
Annual Leaders	115
Performance Lists.....	116-117
OVC Tournament History.....	118-119
Year-by-Year Results.....	120-130
All-Time Lettermen	131-133
Honored Teams.....	134-136

This is Southeast

University Pages.....	138-144
-----------------------	---------



Intro to Redhawk Basketball

Media Information	2-3
Follow the Redhawks	4-5
Show Me Center	6-7
Basketball Gameday.....	8-9
Academic Excellence.....	10-11
Social Development.....	12-13
Competitive Success	14-15
Sports Medicine.....	16-17
President Dr. Carlos Vargas.....	18-19
Director of Athletics Brady Barke	20-21
Athletics Staff.....	22-26

Season Preview

Season Outlook.....	28-29
Numerical/Alphabetical Roster.....	30
Radio/TV Roster	31
Schedule.....	32-33
Team Apparel.....	34

Coaching Staff

Head Coach Rick Ray	36-40
Assistant Coach Adam Gordon	41
Assistant Coach Nick Lagroone.....	42
Assistant Coach Chris Moore.....	43
Basketball Staff	44

Player Profiles

Returnees	46-57
Newcomers.....	58-59
Career Stats vs. OVC Foes.....	59-60

Year in Review

2016-17 Final Statistics.....	62-67
Box Scores	68-76

Opponents

2017-18 Opponents.....	78-83
Results vs. 2017-18 Opponents	84-86
Records vs. All Opponents	87
Ray vs. All Opponents	88

Credits

The 2017-18 Southeast Missouri Basketball Guide was written, edited and designed by Sports Information Director Jeff Honza. Other design and graphics assistance provided by Tonya Wells and Krista Mayfield. Photography by Marc Mahnke, Keith Hente, Josh Russell, Dennis Hubbard, Aaron Palmer, Ricky Bassman and Steve Woltmann/Intersport. Special thanks to opposing school sports information directors for submitting information to the opponents section of this publication.



YOUR REDHAWKS



Credentials

Credentials are required for entrance to the Show Me Center. To request season or singlegame credentials, please contact Southeast Missouri Sports Information Director Jeff Honza by phone (573) 651-2933 or email jhonza@semo.edu/redhawk1@me.com. Credentials can be picked up at the NCAA pass gate located inside the main entrance of the Show Me Center.

Photographers

Photographers working the floor level at the Show Me Center are required to shoot from behind the dash lines along the baselines and must sit on the floor in those areas. The Sports Information Director may identify other positions off the court where photographers may work, provided the view is not blocked for fans. At no time

may photographers work directly from behind the official scorer's table and team benches, and in front of any courtside signage. No tripods may be placed on or beside the court.

Press Row

Media will be issued assigned seats courtside on the north side of the Show Me Center. Press row is reserved for working media only. Professional decorum is expected at all times. Cheering or outward expression is strictly prohibited.

Postgame Interviews

All interview requests for Southeast student-athletes must be made to a member of the Southeast Missouri sports information staff prior to the end of each game. Studentathletes will be escorted to postgame press conferences

in the front meeting rooms of the Show Me Center. Media representatives are not allowed in the dressing room area. Redhawks head coach Rick Ray will address the media during press conferences after every game and the opposing head coach will be invited upon request. Ray will join press conferences immediately after his postgame radio obligation with the Redhawks Radio Network.

Basketball Email List

If you would like to be added to the Southeast Missouri men's basketball email list to receive breaking news about the team, please email Jeff Honza. The official website, GoSoutheast.com, is the best source for up-to-date information about the Redhawks.

Basketball Practices

All Southeast Missouri men's basketball practices are closed. Requested media interviews during the week should be made to Jeff Honza. Media interviews will be conducted before practices when arranged ahead of time.

Phone Lines

One phone line will be provided to the visiting team's official radio station courtesy of the Redhawks Radio Network. If additional phone lines are needed, they must be secured by calling (573) 651-2275 at least one week in advance.

Wireless Internet

The Show Me Center is equipped with wireless internet. Please see a member of the Southeast Missouri sports information staff for login information.

Southeast Missouri Sports Information

One University Plaza MS 0200
Cape Girardeau, MO 63701

Phone: (573) 651-2294

Fax: (573) 651-2810

Press Row: (573) 651-5014




Jeff Honza, Director

Football, Men's Basketball,
Baseball, Softball

Office: (573) 651-2933

Cell: (618) 528-1145

Email: jhonza@semo.edu, redhawk1@me.com




Wyatt Yearout, Assistant

Secondary Football, Women's Basketball,
Cross Country, Track & Field

Office: (573) 651-2937

Email: wyyearout@semo.edu



Eric Mueller, Assistant

Volleyball, Gymnastics,
Tennis

Office: (573) 651-2937

Email: ejmueller@semo.edu

Noah Rosen, Student Worker

Soccer

Office: (573) 651-2294

Email: nmrosen1s@semo.edu

GoSoutheast.com

StatBroadcast Live

StatBroadcast Live is the official live statistics platform for Southeast Missouri Athletics. Live stats for all of the Redhawks home games can be accessed online at GoSoutheast.com. StatBroadcast Live is available on all mobile devices.

Television Show

"Redhawks Basketball with Rick Ray" will be televised Monday nights at 11:05 p.m., CT, on the Heartland CW (WQWQTV) and Charter Digital Cable 24. It also airs simulcast on digital channel 89 on Tuesdays, Wednesdays and Thursdays at the following times: 8:30 a.m., 8 p.m. and midnight. The show is hosted by KFVS Sports Director Todd Richards.

Radio Show

Southeast's basketball radio show will be on Mondays at Wings Etc. with selected shows at both the Cape Girardeau (3047 William St.) and Jackson (2003 E. Jackson Blvd.) locations this season. The radio show airs live from Noon-1 p.m., CT, on ESPN 92.9 FM and ESPN 1220 AM each week, beginning Nov. 27.

GoSoutheast.com

The official athletics website, GoSoutheast.com, is the top source of information for all Redhawk teams. Kyle Schwartz, (615) 371-1698, at the conference office for more information.



MEDIA INFORMATION



YOUR REDHAWKS



Redhawks Radio Network

All Redhawk basketball games will be broadcast live on the radio at ESPN 92.9 FM and online at GoSoutheast.com. Games can also be heard on Real Rock 99.3 FM. Erik Sean is in his 18th year as the "Voice of the Redhawks." Sean is the Director of Sports Operations for Mississippi River Radio's eight radio stations in Cape Girardeau. He is an 11-time winner of the Missouri Broadcasters Association's Play-by-Play Award and three-time winner of the MBA's Sports Award. Sean will be assisted by Jess Bolen (color analyst) at all home games.



Radio Network Affiliates

ESPN 92.9 FM (KLSC)
Cape Girardeau, Mo.
(Flagship)

Real Rock 99.3 FM (KCGQ)
Cape Girardeau, Mo.

ESPN 1220 AM (KGIR)
Cape Girardeau, Mo.

ESPN 1470 (KMAL)
Malden, Mo.



SEMOESPN.com

Listen and watch all of Southeast Missouri's basketball radio shows throughout the 2017 season live online at SEMOESPN.com. Visit GoSoutheast.com for the complete schedule of radio show dates, times and locations.

OVC Digital Network

The 2017-18 season marks the sixth year for the OVC Digital Network which provides live games free on any device. Fans can watch Southeast Missouri's home and away OVC matchups free of charge online at OVCDigitalNetwork.com. The OVC Digital Network is the exclusive home for live web streamed athletic contests involving OVC schools.



LISTEN LIVE



FOLLOW THE REDHAWKS



@GOSOUTHEAST
@SEMOMBB



GOSOUTHEAST



GOSOUTHEAST



SEMOREDHAWKS



GOSOUTHEAST
REDHAWKS



STATB.US/I/SEMO

#LETSSOAR

GOSOUTHEAST.COM



YOUR REDHAWKS



The 7,000-seat Show Me Center (SMC) is the home of the Southeast Missouri State University men's and women's basketball teams. Additionally, the Show Me Center is the entertainment and meeting hub for the 250,000 residents of the tristate region.

A number of renovations were made to the Show Me Center prior to the 2015-16 season, including new telescopic seating, a state of the art center-hung video board and improvements to sound and lighting systems.

On June 26, 2014, the Southeast Missouri State University Board of Regents approved a list of high priority major capital renovation projects to be completed over the next two to three years to upgrade the Show Me Center to modern arena standards.

The other phase of the project includes high priority items such

as renovating the front meeting room and parking lot areas.

The facility first opened its doors in the summer of 1987 and celebrated its 25th Anniversary during the 2012-13 season.

One of the best arenas in the Ohio Valley Conference, the Show Me Center has served Southeast Missouri State University, the City of Cape Girardeau, and the citizens of Southeast Missouri, Southern Illinois, and Western Kentucky by providing quality concerts, sporting events, top-notch family entertainment, and a first-rate banquet, convention, and meeting facility.

The facility is a joint-venture of Southeast Missouri State and the City of Cape Girardeau. The combined SMC and Student Recreation Center, which received a complete renovation and expansion in 1999, were originally built at a cost of \$18 million.

The building houses the

Redhawks men's and women's locker rooms, which have been completely remodeled. New basketball offices on the north side of the SMC were completed during the fall of 2003. More recently, a portable floor and goals were purchased before the 2011-12 season.

Southeast's Student Recreation Center is adjoined to the Show Me Center, and it houses the Redhawks' practice facilities. The center has five full basketball courts (including two hardwood courts), a large weight room, six racquetball courts, an indoor track, two cardiovascular equipment areas, a climbing wall, two multipurpose rooms, and full locker rooms. The new Student Aquatic Center, which opened in December 2007, features a four-lane lap pool, a recreational pool with a rock wall and zip line, hot tub and locker rooms.

In addition, the Redhawks had over 10,000 fans for the Western Kentucky (10,222) and Murray State (10,028) games in 2000, the Murray State (10,100) game in 2001 and the Southern Illinois matchups in 2005 (10,100) and 2011 (10,136).



Largest Show Me Center Crowds

vs. Murray State (Feb. 12, 2000)	7,241
vs. Murray State (Feb. 22, 1992)	7,195
vs. Murray State (Jan. 14, 1999)	7,156
vs. Southwest Baptist (Feb. 17, 1990)	7,142
vs. Murray State (Feb. 15, 2012)	7,125
vs. Central Missouri (Feb. 18, 1990)	6,911
vs. Central Missouri (Jan. 12, 1991)	6,904
vs. Missouri Western (Feb. 25, 1989)	6,893
vs. Northeast Missouri (Feb. 25, 1989)	6,870
vs. Southern Illinois (Dec. 15, 1994)	6,777
vs. Southwest Baptist (Jan. 26, 1991)	6,670
vs. Central Missouri (Jan. 23, 1988)	6,635
vs. Murray State (Feb. 19, 1994)	6,630
vs. Austin Peay (Jan. 22, 2005)	6,607
vs. Murray State (Feb. 14, 1998)	6,593
vs. Missouri-St. Louis (Jan. 25, 1989)	6,518
vs. Tennessee State (Feb. 20, 1993)	6,518

Year-by-Year Home Attendance (Since Joining NCAA Division I)

1991-92 (14 Dates)	5,391
1992-93 (14 Dates)	5,590
1993-94 (13 Dates)	5,432
1994-95 (15 Dates)	5,095
1995-96 (13 Dates)	4,604
1996-97 (14 Dates)	4,384
1997-98 (13 Dates)	4,912
1998-99 (13 Dates)	5,203
1999-00 (15 Dates)	5,066
2000-01 (14 Dates)	5,054
2001-02 (14 Dates)	4,123
2002-03 (13 Dates)	4,258
2003-04 (13 Dates)	3,813
2004-05 (14 Dates)	3,902
2005-06 (13 Dates)	3,550
2006-07 (13 Dates)	3,558
2007-08 (13 Dates)	3,437
2008-09 (13 Dates)	2,613
2009-10 (14 Dates)	2,511
2010-11 (13 Dates)	2,215
2011-12 (14 Dates)	2,356
2012-13 (14 Dates)	2,339
2013-14 (13 Dates)	1,983
2014-15 (14 Dates)	2,222
2015-16 (13 Dates)	1,526
2016-17 (14 Dates)	1,950



SHOW ME CENTER





YOUR REDHAWKS





BASKETBALL GAMEDAY





The Holcomb Success Center offers Southeast Missouri student-athletes a place to study and develop as students and campus leaders.

It is located in the Student Recreation Center, just south of Houck Field. The Holcomb Success Center offers a computer lab with 18 work terminals, study areas and rooms for group meetings. The facility houses the Southeast Academic Services staff and main weight room for Redhawk student-athletes.

The beautiful facility has enhanced the outstanding work in the classroom already enjoyed by Southeast student-athletes.

Last year, the Redhawks recorded for a 3.20 cumulative grade point average in the fall and spring semesters. Women's tennis paved the way with a 3.79 cumulative GPA, while women's cross country and women's soccer followed close behind with 3.75

and 3.70 marks, respectively.

In all, 210 student-athletes finished with a 3.0 or higher cumulative GPA, including 12 with a 4.0 and 107 at 3.5 or better. That total accounted for 64.2 percent of the entire student-athlete population.

During the spring semester alone, the Redhawks had nine programs post a 3.25 or better GPA, including women's cross country (3.76), women's tennis (3.67), women's soccer (3.59), volleyball (3.52), softball (3.462), women's basketball (3.461), gymnastics (3.45), baseball (3.299) and women's track & field (3.296).

Tutors are available for all student-athletes as needed. In addition, both attendance and academic progress is monitored through regular checks with faculty.

A special course is required for all first time student-athletes at

Southeast. The course, which offers three credit hours, is part of a comprehensive program developed to address study skills and life skills topics, and thus, enhance retention and academic success for student-athletes.

Entering student-athletes are evaluated for academic preparedness and assigned to appropriate categories. Student-athletes can also receive individualized academic programs which include meeting with a mentor bi-weekly to discuss

academic progress.

The Holcomb Success Center staff works to get athletes involved in campus and community projects, as well. This is done to provide a support structure and greater opportunity for academic success. Through the NCAA's CHAMPS/Life Skills Program, the Holcomb Success Center gives student-athletes personal and professional skills in order to facilitate successful and productive futures.



ACADEMIC EXCELLENCE

2016-17 Notables

- Southeast Missouri's Department of Athletics recorded a cumulative 3.20 grade point average for the 2016-17 academic year.
- A total of 210 student-athletes finished with a 3.0 or higher cumulative GPA, including 12 with a 4.0 and 107 at 3.5 or better. That total accounted for 64.2 percent of the entire student-athlete population.
- Southeast finished the year strong with nine programs achieving a 3.25 or better GPA in the spring semester alone. Women's cross country (3.76), women's tennis (3.67), women's soccer (3.59), volleyball (3.52), softball (3.462), women's basketball (3.461), gymnastics (3.45), baseball (3.299) and women's track & field (3.296) were those teams.



YOUR REDHAWKS



Student-athletes and coaches at Southeast Missouri are dedicated to giving back to the community that so generously supports them.

Redhawk basketball student-athletes have opportunities to participate in a variety of community service activities each year. Community involvement helps provide a support structure and greater opportunity for academic success.

We are proud of the level of commitment shown by our student-athletes and always encourage them to participate in community service projects here at Southeast.

Southeast student-athletes also have the opportunity to participate in the Redhawks BRIDGE Program. The mission of the Redhawks BRIDGE Program is to develop a comprehensive student-athlete development program by Building Responsible

Individuals and Delivering Gainful Experiences. This program provides student-athletes with both leadership and life skills experiences through interactive programming that will prepare them to be successful in life after athletics. The leadership programming will teach student-athletes about Southeast's culture and allow them to learn, develop, and apply leadership skills. The life skills programming provides educational programs designed to assist student-athletes in identifying and applying transferable skills and experiences to prepare them to succeed outside of the athletic arena.





SOCIAL DEVELOPMENT





Southeast Missouri's Strength and Conditioning program is committed to developing the total student-athlete through their experiences within a competitive training environment.

Southeast's weight room renovations at the Holcomb Success Center were completed in January, 2016.

Indoor turf, weights, equipment and lifting platforms were added as part of the renovation, which

cost \$500,000. The facility now has more space and equipment to handle Southeast's larger teams or multiple teams training at the same time. Branding and new lighting were also included in the overall project.

The newly-renovated weight room enhances training with the best equipment available and is able to accommodate larger teams or multiple teams training at the same time.

Training Principles for Southeast Athletes

1. *Reduce the risk of injuries*
 - If a student-athlete is injured, he/she will not be able to compete at practice or games.
2. *Ensure the athletes are optimally prepared to compete*
 - It is our responsibility to best manage all stressors that are placed on the student-athletes body in order to achieve the best results on the playing field.
3. *Maximize athletic ability*
 - We challenge each athlete, both physically and mentally, in order to achieve optimal results.

Exercises for Southeast Athletes are based on the following Principles:

1. *Ground Based Movements*
 - Athletes compete with their feet on the ground, and therefore, should train that way. The ability to produce force against the ground determines how fast athletes can run and how high they can jump.
2. *Three-Dimensional Movements*
 - Athletes must be able to stabilize themselves in all planes of movement. A fancy way of saying we use free weights (barbells/dumbbells vs. machines).
3. *Multi-Joint Movements*
 - Very rarely in sport do athletes isolate one single joint at a time. Athletes can train more muscle mass at the same time.





COMPETITIVE SUCCESS





Prevention. Treatment. Rehabilitation. Education. Those are the four primary phases of athletic training, and the Southeast Missouri athletic training staff strives to fulfill all of those areas when working with student-athletes on a daily basis.

Southeast student-athletes are offered the best care possible by the athletic training staff. The Sports Medicine department includes five full-time athletic trainers, six graduate assistants and several student assistants. The staff serves student-athletes around-the-clock at numerous facilities on campus.

The athletic trainers begin treatments and rehabilitation starting as early as 6 a.m., and are available until the last student-athlete is through.

There are currently four athletic training facilities on campus. The staff treats out of the Rosengarten Athletic Complex,

where the primary training room is located. There are two other satellite athletic training rooms, including one at Houck Field House and one at the Show Me Center.

The Southeast athletic training rooms are equipped with stationary bikes, hand weights, therapeutic modalities and the latest physical therapy equipment. Each component is strategically designed to not only give the student-athlete the best care, but also to aid in returning to competition as quickly as possible.

Southeast Athletic Training has strong working relationships with local physicians and two hospitals in Cape Girardeau. It is from these hospitals that the Athletic Training department is assisted by four orthopedic physicians.

The Southeast Athletic Training program prides and commits itself to providing the best

comprehensive, personalized and efficient healthcare to its student-athletes. Delivery of healthcare focuses on the prevention and management of athletic-related injuries or illnesses, while adhering to the National Athletic

Trainers' Board of Certification Standards of Professional Practice. Our high quality of athletic healthcare is provided in combination with the education of athletic training students.






SPORTS MEDICINE





YOUR REDHAWKS



Dr. Carlos Vargas became the 18th president of Southeast Missouri State University July 1, 2015, after having served as acting president at Kutztown University of Pennsylvania.

Since becoming president, Dr. Vargas has launched initiatives to marshal the resources, leverage opportunities and address a variety of challenges and needs of Southeast Missouri State University. He has set as primary goals for the institution the support for student persistence and retention.

He has encouraged and supported the identification and development of innovative academic programs, including bachelor's degrees in Unmanned Aircraft Systems, Geographic Information Science, and industrial and systems engineering. He has continued to support the globalization of

the campus through expansion of study-abroad experiences, extensive engagement of international students, and encouragement of students on campus and abroad to explore cultural interaction. He has championed the work of the President's Task Force on Diversity Education and continued emphasizing the expectations for enhancement of the teacher-scholar model. Under President Vargas' leadership, regional partnerships and collaborations have been solidified, including several joint initiatives with Three Rivers, Mineral Area and other community colleges.

Prior to assuming the presidency at Southeast, Dr. Vargas served one year as acting president of Kutztown University, where he also served as the provost and vice president for academic and student affairs.

Prior to his tenure at Kutztown,


Dr. Vargas was at Central State University in Wilberforce, Ohio, where he served as provost and vice president for academic affairs. He previously served in several roles at Kent State University (Ohio) for a total of 18 years, including founding director of the program on electron beam technology. He was also Kent's associate dean for research, interim assistant dean for research and interim assistant dean for the School of Technology. He started his tenure at Kent State in 1985 as a professor, and continued to teach until his departure from the university in 2003.

Dr. Vargas began his career in higher education at the National Autonomous University of Mexico (UNAM), from which he received a Bachelor of Science in physics.

He earned his Ph.D. in physics and aerospace science from the University of Michigan and he has

Master of Science degrees from Michigan in both physics and aerospace science. He is married to Pam Vargas, who currently serves as director of Research and Grant Development at Southeast, and they have a son, a daughter, and two granddaughters.

**Southeast Missouri State
University Board of Regents**



Jay B. Knudtson
President



Kendra Neely-Martin
Vice President



Phillip M. Britt



Edward P. Gargas



Donald G. LaFerla



Thomas M. Meyer

PRESIDENT VARGAS





Brady Barke is in his second year as Southeast Missouri's Director of Athletics.

Barke served as the Interim Director of Athletics since July, 2015, before being named to the permanent position of Director of Athletics on June 7, 2016.

During his first year in 2016-17, Barke introduced Andy Sawyers as the Redhawks head baseball coach and worked tirelessly on two major renovation projects.

Nearly a month after Sawyers was hired, Southeast Missouri State and the City of Cape Girardeau officially broke ground on Capaha Field. New synthetic turf, new fencing and a digital scoreboard in the outfield were added as part of the \$1.8 million project that was completed before Southeast's season-opener.

On Feb. 3, 2017, Southeast formally dedicated Holcomb Success Center. To honor

the long-time service and philanthropy of Dr. John and Judy Holcomb, the University named the facility the Holcomb Success Center located in the Student Recreation Center-South.

Indoor turf, weights, equipment and lifting platforms were added as part of the renovation at a cost of \$500,000. The facility now has more space and equipment to handle Southeast's larger teams or multiple teams training at the same time. Barke helped secure the Holcombs gift, the largest single cash gift in Southeast Athletics history.

Major improvements were also made to the second floor of the building where athletic academic services are housed. This space provides student-athletes with places to study and features a computer lab with 30 work terminals and rooms for group meetings. Staff members assist student-athletes with life skills

development, academic advising and academic progress toward degree requirements and NCAA eligibility.

Academically, Southeast's Department of Athletics recorded a cumulative 3.20 grade point average for the 2016-17 academic year. In all, 210 student-athletes finished with a 3.0 or higher cumulative GPA, including 12 with a 4.0 and 107 at 3.5 or better. That total reflects 64.2 percent of the entire student-athlete population. During the spring semester alone, the Redhawks had nine programs post a 3.25 or better GPA.

The Redhawks Club annual fund grew nearly 20 percent to more than \$230,000 under Barke's leadership in 2016-17. It was Southeast's highest single-year annual fund campaign in 12 years. Sponsorship and marketing revenues also increased 11 percent to a record-high of more than \$246,000.

Barke created the Redhawks Trivia Night & Auction, a sold out event that generated over \$40,000 in net revenue its first year. In addition, he launched the Redhawks BRIDGE program which provides student-athletes with both leadership and life skills experiences through interactive programming that will prepare them to be successful in life after athletics.

Barke, senior associate to the president and secretary to the Board of Regents at Southeast, officially began as Director of Athletics on July 1, 2016.

Barke served as Interim Associate Director of Athletics for Compliance & Student Support Services before being named the Senior Associate to the President and Secretary to the Southeast Missouri State University Board of Regents in 2013.

He began his tenure at Southeast in 2008 as Assistant

Director of Athletics for Compliance & Eligibility. Barke previously served as a governance intern with the NCAA national headquarters in Indianapolis, and as a law clerk with the Southern Illinois University-Carbondale Department of Athletics Compliance Office.

Barke has served as a member of the National Association of Athletics Compliance (NAAC), chaired the NAAC Education Committee, and was a member of the NAAC Board of Directors. He has facilitated the NCAA Regional Leadership Academy, and served on both the NCAA Sports Wagering Task Force and the Olympic Sports Liaison Committee.

Barke has a juris doctorate degree from Southern Illinois University School of Law, an MBA from Southeast Missouri State University, and a bachelor of science degree in biology from Webster University. While a student at Webster, Barke was a member of both the basketball and golf teams and was inducted into the Webster Athletic Hall of Fame.

He and his wife, Halley, are parents of three children, Mabrie, Jackson, and Kolbe.

BRADY BARKE






YOUR REDHAWKS



Cindy Gannon
Senior Associate Director of
Athletics/SWA



Dr. Robert Greim
Assistant Director of
Athletics/Compliance



Nate Saverino
Assistant Director of
Athletics/External Affairs




Karen Gleeson
Senior Administrative
Assistant




Elizabeth Brucker
Director of Business
Operations



Kent Phillips
Coordinator of Facilities &
Event Management



Jeff Honza
Sports Information
Director



Phillip Lady
Coordinator of Marketing &
Promotions



Katie Griffin
Academic Services
Director



Barb Kinsey
Administrative Assistant
Development



Marcia Hendrix
Insurance Coordinator
Athletic Training



Brad Koester
Ticket Office
Manager



Beth Easter
Faculty Athletics
Representative



Ryan Johnson
Strength & Conditioning
Coach




Ben Fox
Co-Head Athletic
Trainer



Wyatt Yearout
Sports Information
Assistant



Kristin Jones
Assistant Athletic
Trainer



Holly Reynolds
Assistant Athletic
Trainer



Morgan Watson
Assistant Director of
Compliance



Eric Mueller
Sports Information
Assistant



Catie Furbush
Assistant Strength & Conditioning
Coach



Andy Sawyers
Head Baseball
Coach

ATHLETICS STAFF



Curt Dixon
Assistant Baseball Coach




Craig Ringe
Assistant Baseball
Coach



Tom Matukewicz
Head Football Coach



Bryce Saia
Assistant Football Coach



Jon Wiemers
Assistant Football Coach




Ricky Coon
Assistant Head Football Coach



Eric Burrow
Assistant Football Coach



Matt Martin
Assistant Football Coach




Joe Uhls
Assistant Football Coach




Ben Blake
Assistant Football Coach




Ghaali Muhammad-Lankford
Assistant Football Coach



Tyler French
Assistant Football Coach




Ray Smith
Assistant Football Coach



Jared Diekmann
Football Defensive Assistant




Jonathon Hankinson
Equipment Manager



Ryan Napoli
Assistant Strength Coach



Rekha Patterson
Head Women's Basketball
Coach



Chanté Crutchfield
Assistant Women's Basketball
Coach



Marc Wilson
Assistant Women's Basketball
Coach




Morgan Eye
Assistant Women's Basketball
Coach



Brooke Hengst
Women's Basketball
Director of Operations



Kristi Ewasko
Head Women's Gymnastics
Coach



Brittney Emmons
Assistant Women's Gymnastics
Coach



Chris Licameli
Assistant Women's Gymnastics
Coach



Heather Nelson
Head Women's Soccer
Coach



Paul Nelson
Associate Head Women's Soccer
Coach



Adam Kleman
Assistant Women's Soccer
Coach

ATHLETICS STAFF




Mark Redburn
Head Softball Coach



Kristen Jones
Assistant Softball Coach



Brie Carmack
Assistant Softball Coach



Mary Beth Gunn
Head Women's Tennis
Coach



Eric Crumpecker
Head Track & Field
Coach



YOUR REDHAWKS



Ryan Lane
Cross Country Coach
Assistant Track & Field Coach



Chris Navarro
Assistant Track & Field
Coach



Dr. Tim Rademaker
Volunteer Assistant
Track & Field Coach



Julie Yankus
Head Volleyball Coach



Bob Crank
Assistant Volleyball Coach



Calaeab Campbell
Assistant Volleyball Coach



Tatianna Parham
Sundancers Coach



Alexia Koerkenmeier
Marketing & Promotions
Graduate Assistant



Tyler Knight
Strength & Conditioning
Graduate Assistant



Aisha Foy
Women's Basketball
Graduate Assistant



Olivia Caldwell
Athletic Training
Graduate Assistant



Stephanie Swank
Athletic Training
Graduate Assistant



Joe Sweet
Athletic Training
Graduate Assistant



Joey Waugh
Athletic Training
Graduate Assistant



 **YOUR
REDHAWKS**

**SEASON
PREVIEW**

Southeast Missouri State REDHAWKS

SEASON OUTLOOK

Southeast Missouri is inexperienced, but has an abundance of talent heading into its 2017-18 season.

Southeast took a big step forward a year ago when it ranked as the 22nd most improved team in NCAA Division I Basketball. The Redhawks compiled an overall record of 15-18 and 9-7 in the Ohio Valley Conference, finishing second in the West Division. Southeast enjoyed a +10 increase in the win column after it had gone 5-24 and placed last in the conference the previous season.

With only one returning starter and just four returnees, Southeast is anxious to build on its recent success.

"The scary part is the fact that we're going to be so inexperienced, but the part that makes you excited is the talent level we have," said third-year head coach Rick Ray. "I think the key for all of our guys is how quickly they adapt to Division I college basketball because

they are going to have their pitfalls. They're going to have their trials and tribulations with guys getting experience for the first time at this level. But, it's how quickly they make the adjustments and figure out what is necessary in order for them to excel and compete at this level."

Southeast lost over 51 percent of its minutes following the departure of starters Antonius Cleveland, Trey Kellum, Jamaal Calvin and Jaylen Benton. That group combined for 1,263 of the team's 2,460 minutes in 2016-17.

Now, the task at hand is finding the right combination to replace those minutes.

"We'll need to figure out quickly who has the flavor for competition at this level," said Ray. "I am pleased with how we continue to improve the depth in our roster and look forward to seeing what this team can accomplish."

Here is a complete breakdown of the 2017-18 Redhawks:

Backcourt

Junior **Jonathan Dalton (New Orleans, La.)** is the frontrunner at the point guard spot.

Dalton, who transferred to Southeast from Copiah-Lincoln Community College, played in 30 games and made one start last season. He saw his first NCAA Division I action when he scored two points in nine minutes at Illinois (Nov. 11).

"Jonathan is a guy that has done everything the right way off the court for us," said Ray. "He is a conscientious student who constantly works on his game trying to improve. He has an infectious attitude on the court and gets everybody else going."

Fellow junior **Dondre Duffus (Palm Beach, Fla.)** will challenge.

Duffus returns from a groin injury that sidelined him for the final 26 games of the 2016-17 campaign. He averaged 6.8 points and 2.2 rebounds in five games and three starts prior to getting hurt.

"Dondre is more of a combo guard than just a straight point guard," said Ray. "He's going to be forced into being a straight point guard and is more than capable of doing that. I don't believe there are too many people that are going to be able to keep Dondre from getting into the paint. He is an explosive athlete with a quick first step and is really good as far as getting around people and getting paint touches."

Dalton and Duffus work to fill the void left by Calvin, who averaged 6.9 points in 31 games and 29 starts at the point last season.

Perimeter

After making an OVC-low 154 three-pointers in 2015-16, Southeast finished the 2016-17 season with a school record 263 made threes. The Redhawks averaged eight 3-pointers made per game, 2.7 more than it did during Ray's first year as Southeast's coach.

Senior **Daniel Simmons (Biggersville, Miss.)** is one of the more experienced perimeter threats.

Simmons averaged 5.4 points and two rebounds in 32 games off the bench last season. He scored double figures in six contests and knocked down 28 three-pointers.

"Daniel has a leg up on the competition because he has some experience coming back," said Ray. "He's done a good job of taking care of his body and plays with confidence. Daniel is getting to the point where he can move a lot better. More importantly, he understands what it takes to be successful on the court."

Freshmen **Ray Kowalski (Concord, N.C.)**, **Ledarrius Brewer (Meridian, Miss.)**, **Isaiah Gable (Greenville, Ohio)** and **Khalil Cuffee (Fairburn, Ga.)** are also in the mix.

Kowalski missed the entire 2016-17 season with a knee injury and was granted a medical hardship.

"Ray is an elite shooter and he has become a little more explosive and athletic this offseason," said Ray. "He has been working on using his shot fake and getting his shot off quickly."

If there is anyone with the length and athleticism to



SEASON OUTLOOK

Southeast Missouri State REDHAWKS

replace First-Team All-OVC performer Antonius Cleveland in that regard, it's Brewer.

Brewer averaged 15 points and seven rebounds per game, leading Meridian High School to a 30-2 record and 6A state title last season.

"Ledarius comes from a very successful high school background," commented Ray. "He is an athlete and can go finish at the rim because of his explosiveness. I think Ledarius has the ability to be an All-OVC guy in the future."

Gable averaged 21.2 points, 7.4 rebounds and 3.1 assists as Greenville High School's top scorer as a senior. He garnered First-Team Great Western Ohio Conference honors and was a Third-Team Southwest Ohio All-District pick.

"Isaiah is a skilled forward who can play either the three or four," said Ray. "What I like about him is his ability to handle the ball at his 6'7" height. He can break the defense down with his ball handling when guys close out to him. Isaiah is also a guy that can shoot the basketball and presents a problem in our ball screen action because of his ability to break you down."

Cuffee boasted a 14.2 points per game average as a senior at Langston Hughes High School. He averaged double figures in the scoring column each of his final three varsity seasons. Cuffee finished his prep career with 1,372 points and 195 three-pointers made.

"Khalil is similar to Ray Kowalski in the fact that he's an elite shooter," said Ray. "He's going to have a chance to get on the court because of how

good of a shooter he is. Khalil is a willing learner and you have to guard him and close out to him hard because of his ability to make shots."

Junior walk-on **Donnie Lewis (Lexington, Ky.)** and redshirt-sophomore **Skyler Hogan (Melbourne, Fla.)** round out the perimeter.

Lewis sat out the 2016-17 season due to NCAA Division I transfer regulations.

"What I like about Donnie is that he knows who he is," quoted Ray. "I think there's going to be a time and place where he is going to end up helping this team."

Hogan is a 4-4 transfer who will sit out this season and have two years of eligibility remaining with the Redhawks. He played the last two years at Embry-Riddle, leading the Eagles with 18.8 points and 8.2 rebounds per game last season. Hogan was also the team's top 3-point shooter with a 42.8 percent (71-of-166) clip.

"Skyler is a talented scorer," said Ray. "This season is all about him becoming even a better basketball player. What we really want to work on is improving his ball handling because he's a terrific shooter. I think he'll be able to score right away once he is eligible next season."

Frontcourt

Preseason All-OVC sophomore **Denzel Mahoney (Oviedo, Fla.)** is the Redhawks only starter back after a mammoth rookie season.

A Second-Team All-OVC and All-Newcomer selection, and the 2016-17 OVC Freshman

of the Year, Mahoney ranked second on the team in scoring with 14.9 points per game and was the team's leading scorer in conference play (16.6 ppg) in 33 starts. He led the Redhawks with 57 three-pointers made, dished out 40 assists, collected 23 steals and gathered four blocks. Mahoney scored double figures in 27 starts and finished the year ranked 10th in the league in free throw percentage (.815) and 12th in scoring.

"We are looking for Denzel to become more of a vocal leader," said Ray. "The challenge for him will be to see if he can make that jump from being a Second-Team All-OVC guy to a First-Team All-OVC player."

Mahoney primarily played the four-spot, but is also skilled enough to play the three.

"For Denzel, it's all about the personnel around him," explained Ray. "He has the ability to play both spots. Now, it's like the pieces of the puzzle in where do people fit in around him? If our best lineup around him is getting a smaller lineup in so he can play the four, that's what we're going to do. If our best situation is him playing the three so maybe a guy like Milos Vranes or Isaiah Gable can play the four, then he'll play the three. At the end of the day, he's going to play both the three and the four. He has done a great job of working on his game this offseason and is not resting on his laurels."

At 6'10", 223 pounds, **Mark Laros (Hengelo, Netherlands)** is the Redhawks center underneath.

Laros played on Mineral Area College teams that ranked

18th and ninth in the nation during his junior college stint. He averaged 5.4 points and 4.1 rebounds in 29 games last season.

"In all my years of coaching college basketball, Mark is the best teammate I've ever been around," praised Ray. "He's a guy that gives us the ability to stretch the defense because of how hard he runs the court. Mark's pace of play and approach to the game has been really good for our team."

Senior **Milos Vranes (Belgrade, Serbia)** and freshman **Justin Carpenter (Mt. Carmel, Ill.)** complete the frontcourt.

Vranes averaged 5.8 points and 3.3 rebounds in 31 games off the bench last season. He also drained 28 three-pointers. Vranes played with the Serbian National Team during the offseason.

"Milos is a guy we want to be able to put on the court and play because he has some experience," said Ray. "I think the fact he had the honor of playing with the Serbian National Team is really going to help him. He did a lot of good things for us last year and I'm looking for him to become more of a mainstay for our team."

Carpenter was an honorable mention Class 2A All-State pick as a senior at Mt. Carmel High School.

"Justin has the opportunity to make an immediate impact for us," said Ray. "He can catch the ball on the post, react to the defense and has a calmness to him. Justin is a gifted scorer and I think he has a world of upside."

Southeast Missouri State

REDHAWKS

ROSTER

NUMERICAL

No.	Name	Pos.	Ht.	Wt.	Cl.	Yr.	Hometown (High School/College)
1	Dondre Duffus	G	6-3	183	Jr.	4th	Palm Beach, Fla. (Boyd Anderson/St. Petersburg College)
3	Ray Kowalski	G	6-3	195	Fr.	2nd	Concord, N.C. (Concord)
4	Milos Vranes	F	6-7	200	Sr.	4th	Belgrade, Serbia (Third Belgrade/N.D. State College of Science)
5	Jonathan Dalton	G	5-10	155	Jr.	3rd	New Orleans, La. (West Jefferson/Copiah-Lincoln CC)
10	Khalil Cuffee	G	6-4	210	Fr.	1st	Fairburn, Ga. (Langston Hughes)
13	Isaiah Gable	F	6-7	195	Fr.	1st	Greenville, Ohio (Greenville)
15	Donnie Lewis*	G	6-1	170	Jr.	3rd	Lexington, Ky. (Paul Dunbar/Spalding University)
20	Justin Carpenter	F	6-9	230	Fr.	1st	Mt. Carmel, Ill. (Mt. Carmel)
22	Skyler Hogan	G	6-3	180	So.	3rd	Melbourne, Fla. (Holy Trinity Episcopal Academy/Embry-Riddle)
23	Daniel Simmons	G	6-2	204	Sr.	4th	Biggersville, Miss. (Biggersville/East Mississippi CC)
25	Ledarrius Brewer	G	6-5	200	Fr.	1st	Meridian, Miss. (Meridian)
34	Denzel Mahoney	G	6-4	213	So.	2nd	Oviedo, Fla. (Hagerty)
42	Mark Laros	C	6-10	223	Jr.	3rd	Hengelo, Netherlands (Montessori College Twente/Mineral Area College)

ALPHABETICAL

No.	Name	Pos.	Ht.	Wt.	Cl.	Yr.	Hometown (High School/College)
25	Ledarrius Brewer	G	6-5	200	Fr.	1st	Meridian, Miss. (Meridian)
20	Justin Carpenter	F	6-9	230	Fr.	1st	Mt. Carmel, Ill. (Mt. Carmel)
10	Khalil Cuffee	G	6-4	210	Fr.	1st	Fairburn, Ga. (Langston Hughes)
5	Jonathan Dalton	G	5-10	155	Jr.	3rd	New Orleans, La. (West Jefferson/Copiah-Lincoln CC)
1	Dondre Duffus	G	6-3	183	Jr.	4th	Palm Beach, Fla. (Boyd Anderson/St. Petersburg College)
13	Isaiah Gable	F	6-7	195	Fr.	1st	Greenville, Ohio (Greenville)
22	Skyler Hogan	G	6-3	180	So.	3rd	Melbourne, Fla. (Holy Trinity Episcopal Academy/Embry-Riddle)
3	Ray Kowalski	G	6-3	195	Fr.	2nd	Concord, N.C. (Concord)
42	Mark Laros	C	6-10	223	Jr.	3rd	Hengelo, Netherlands (Montessori College Twente/Mineral Area College)
15	Donnie Lewis*	G	6-1	170	Jr.	3rd	Lexington, Ky. (Paul Dunbar/Spalding University)
34	Denzel Mahoney	G	6-4	213	So.	2nd	Oviedo, Fla. (Hagerty)
23	Daniel Simmons	G	6-2	204	Sr.	4th	Biggersville, Miss. (Biggersville/East Mississippi CC)
4	Milos Vranes	F	6-7	200	Sr.	4th	Belgrade, Serbia (Third Belgrade/N.D. State College of Science)

Head Coach: Rick Ray, Third Season (Grand View College, 1994)

Assistant Coaches: Adam Gordon, Third Season (Tampa, 2006), Chris Moore, Third Season (Kentucky State, 1991),

Nick Lagroone, Third Season (Southern Wesleyan, 2011)

Director of Operations: Tom Berryman, First Season (Alabama, 2010)

Graduate Manager: Jonathan Ortiz, First Season (Tennessee Tech, 2017)

* - Walk-on

►► Breakdown by Class

Total Squad Members.....	13
Seniors.....	2
Juniors.....	4
Sophomores.....	2
Freshmen.....	5

►► Geographical Breakdown

Florida.....	3
Georgia.....	1
Illinois.....	1
Kentucky.....	1
Louisiana.....	1
Mississippi.....	2
Netherlands.....	1
North Carolina.....	1
Ohio.....	1
Serbia.....	1

►► Breakdown by Position

Guard.....	9
Forward.....	3
Center.....	1

►► Pronunciation Guide

Khalil Cuffee.....	kah-leel
Dondre Duffus.....	DUFF-us
Mark Laros.....	lair-os
Milos Vranes.....	mi-lowsh vrah-esh



Southeast Missouri State REDHAWKS

RADIO/TV ROSTER




Dondre Duffus
G / 6-3 / 183 / Jr.
Palm Beach, Fla.



Ray Kowalski
G / 6-3 / 195 / R-Fr.
Concord, N.C.



Milos Vranes
F / 6-7 / 200 / Sr.
Belgrade, Serbia



Jonathan Dalton
G / 5-10 / 155 / Jr.
New Orleans, La.



Khalil Cuffee
G / 6-4 / 210 / Fr.
Fairburn, Ga.



Isaiah Gable
F / 6-7 / 195 / Fr.
Greenville, Ohio



Donnie Lewis
G / 6-1 / 170 / Jr.
Lexington, Ky.



Justin Carpenter
F / 6-9 / 230 / Fr.
Mt. Carmel, Ill.



Skyler Hogan
G / 6-3 / 180 / So.
Melbourne, Fla.



Daniel Simmons
G / 6-2 / 204 / Sr.
Biggersville, Miss.



Ledarrius Brewer
G / 6-5 / 200 / Fr.
Meridian, Miss.



Denzel Mahoney
G / 6-4 / 213 / So.
Oviedo, Fla.



Mark Laros
C / 6-10 / 223 / Jr.
Hengelo, Netherlands



Rick Ray
Head Coach
Third Year



Adam Gordon
Assistant Coach
Third Year



Chris Moore
Assistant Coach
Third Year



Nick Lagroone
Assistant Coach
Third Year



Tom Berryman
Director of Operations
Second Year










Jonathan Ortiz
Graduate Manager
First Year

Southeast Missouri State REDHAWKS

SCHEDULE

NOVEMBER

Sunday	Monday	Tuesday	Wednesday	Thursday	Friday	Saturday
			 1	2	3	4
5	6	7	8	9	 10	11
12	 13	14	15	 16	17	18
19	20	 21	 22	23	24	25
 26	27	 28	29	30		











1 Missouri S&T (exhibition) 6:30 p.m.
10 Missouri Baptist ^{OVCDN} **6:30 p.m.**
 13 at Louisiana Tech # 6:30 p.m.
 16 at Evansville # 7 p.m.

21 vs. Cal State Northridge # 2 p.m.
 22 vs. Binghamton/Montana St. # TBA
26 North Carolina Central ^{OVCDN} **2 p.m.**
28 Hannibal-LaGrange ^{OVCDN} **6:30 p.m.**

Home Games in **Bold**
 OVCDN - OVC Digital Network
 All Times Central & Subject to Change
 # - Cancun Challenge

DECEMBER

Sunday	Monday	Tuesday	Wednesday	Thursday	Friday	Saturday
					1	 2
3	4	5	 6	7	8	 9
10	11	12	13	14	15	 16
17	18	19	 20	21	 22	23
 24 31	25	26	27	 28	29	30



2 at North Carolina Central 6 p.m.
6 UMKC ^{OVCDN} **6:30 p.m.**
 9 at Southern Illinois 7 p.m.
 16 at Kansas State 7 p.m.
20 Bradley ^{OVCDN} **1 p.m.**









22 at Saint Louis 6 p.m.
28 Belmont* ^{OVCDN} **7:30 p.m.**
31 Tennessee State* ^{OVCDN} **1 p.m.**

Home Games in **Bold**
 * - Ohio Valley Conference Game
 OVCDN - OVC Digital Network
 All Times Central & Subject to Change

Southeast Missouri State **REDHAWKS**

SCHEDULE

JANUARY

Sunday	Monday	Tuesday	Wednesday	Thursday	Friday	Saturday
	1	2	3	4 	5	6 
7	8	9	10	11 	12	13 
14	15	16	17	18 	19	20 
21	22	23	24	25 	26	27 
28	29	30	31			











4 at Murray State* OVC DN 7 p.m.
 6 at Austin Peay* OVC DN 7 p.m.
 11 Morehead State* OVC DN 7:30 p.m.
 13 Eastern Kentucky* OVC DN 4:15 p.m.
 18 at SIUE* OVC DN 7 p.m.

20 at Eastern Illinois* OVC DN 3:15 p.m.
 25 at Tennessee Tech* OVC DN 7:30 p.m.
 27 at Jacksonville State* OVC DN 7 p.m.

Home Games in **Bold**
 * - Ohio Valley Conference Game
 OVC DN - OVC Digital Network
 All Times Central & Subject to Change

FEBRUARY

Sunday	Monday	Tuesday	Wednesday	Thursday	Friday	Saturday
				1 	2	3 
4	5	6	7	8 	9	10 
11	12	13	14	15 	16	17 
18	19	20	21	22 	23	24 
25	26	27	28			



1 Murray State* OVC DN 7:30 p.m.
 3 Austin Peay* OVC DN 4:15 p.m.
 8 at Morehead State* OVC DN 6:30 p.m.
 10 at UT Martin* OVC DN 6 p.m.
 15 Eastern Illinois* OVC DN 6:30 p.m.

17 SIUE* OVC DN 4:15 p.m.
 22 at Eastern Kentucky* OVC DN 7 p.m.
 24 UT Martin* OVC DN 4:15 p.m.

Home Games in **Bold**
 * - Ohio Valley Conference Game
 OVC DN - OVC Digital Network
 All Times Central & Subject to Change

Southeast Missouri State **REDHAWKS**

TEAM APPAREL





 **YOUR
REDHAWKS**

**COACHING
STAFF**

Southeast Missouri State **REDHAWKS**

REDHAWK COACHES



Rick Ray begins his third season at Southeast Missouri in 2017-18.

Rick Ray enters his third year as Southeast Missouri's head coach.

In his second season a year ago, Ray led Southeast to a +10 increase in the win column as the Redhawks were the 22nd Most Improved Team in NCAA Division I Basketball. The Redhawks finished at 15-18 overall and second in the Ohio Valley Conference West Division with a 9-7 mark after going 5-24 and placing last in the OVC in 2015-16.

Southeast made its 15th all-time OVC Tournament appearance with Ray winning the first game he coached at the event when the Redhawks erased a 14-point deficit to beat Tennessee State in overtime.

Statistically, Southeast showed dramatic improvement

from the previous season. The Redhawks ranked among the top-five in the OVC in several categories, including steals (1st, 7.7), assist/turnover ratio (5th, 1.1) and 3-point field goals made (5th, 8.0). Southeast made its biggest jump from the 2015-16 season to this past season in turnover margin (8th to 1st), 3-point field goal percentage (last to 2nd) and free throw percentage (last to 2nd). Nationally, Southeast went from 331st to 49th in free throw percentage and 336th to 59th in total 3-point field goals made, while making significant improvement in many other areas during the 2016-17 campaign.

Additionally, Ray coached a pair of All-OVC selections in guards Antonius Cleveland and Denzel Mahoney. Cleveland earned first-team honors, became the first Southeast player to make the national College Slam Dunk Championship and agreed to a deal with the Golden State Warriors. Mahoney was the league's Freshman of the Year, a second-team pick, All-Newcomer selection and OVC All-Tournament Team honoree. It was the first time the Redhawks had multiple All-OVC selections since 2013-14 (Tyler Stone, Jarekious Bradley).

Following the 2016-17 campaign, Ray received a two-year contract extension that runs through the 2020-21 season.

Ray was introduced as the 20th head coach in Southeast Missouri men's basketball history on April 13, 2015.

Ray, who agreed to a four-year contract that will run through 2019, is the first African-American head coach in the 109-year history of the program.

A tireless worker, Ray is structuring his program to achieve success both on the court and in the classroom.

In his first summer on the job, Ray challenged his players to excel academically and they did so by accumulating a 3.38 grade point average, the program's highest in a summer term.

Twelve of the 15 players enrolled in summer classes posted a 3.0 or higher GPA. To take it even further, Ray convinced other players to remain on campus and finish what they started. As a result, seven players graduated. Nino Johnson, Jarekious Bradley, Darrian Gray and J.J. Thompson, along with former players Corey Wilford, Waylon Jones and Dainmon Gonner all earned their bachelor degrees.

The next summer, the Redhawks recorded a 3.33 GPA with six players achieving a 4.0 and 11 notching a 3.0 or higher GPA.

Ray's 2015-16 team was the first to play in a newly-renovated Show Me Center, which has served as home to Redhawk Basketball since 1987.

One of the best basketball

arenas in the Ohio Valley Conference, the Show Me Center received a new state-of-the-art center-hung video board, brand new telescopic seating, a new exterior roof and additional improvements to lighting and sound systems. All renovations were completed for the 2015-16 campaign.

Prior to Southeast, Ray spent three seasons as head coach at Mississippi State. He led the Bulldogs to a 2-2 mark in the SEC Tournament, including an upset win against Vanderbilt in 2013-14. Ray helped the development of two All-SEC freshmen in Craig Sword and Gavin Ware, as his recruiting classes received national attention. In addition, Ray had a 100 percent graduation rate during his tenure at MSU.

Certainly no stranger to NCAA postseason play, Ray has been an assistant at three different institutions that enjoyed success at the highest level.

Before arriving in Starkville, Mississippi, Ray spent two seasons at Clemson, where he was associate head coach to Brad Brownell. Ray also spent four successful years on the staff of Matt Painter at Purdue. He began his Division I coaching career at Indiana State, serving seven seasons.

All three programs participated in the NCAA Tournament. While at Clemson coaching in the highly-competitive Atlantic Coast Conference, the Tigers won 38 games during Ray's two-year stint as associate head coach. In 2010-11, the Tigers finished the year with a 22-12 overall record and 9-7 mark in

Southeast Missouri State REDHAWKS

REDHAWK COACHES

the ACC en route to making the NCAA Tournament for the fourth-straight season. Clemson advanced to the second round of the tournament that year.

Ray was an assistant coach from 2006-10 under Painter at Purdue, where the Boilermakers won 103 games during his first four years on staff, including 15 victories over Top 25 competition. During his tenure, Purdue advanced to the NCAA Tournament each season and made the Sweet 16 his last two years there.

In 2009, the Boilermakers won the Big Ten Tournament and secured a No. 5 seed in the NCAA Tournament. A year later, Ray helped the Boilermakers to 29 wins, tied for the most in Purdue history for a single season. Purdue earned a No. 4 seed and lost in the round of 16 to eventual NCAA champion Duke during the 2010 NCAA Tournament.

Ray was part of the 2006-07 Purdue staff that signed arguably the top class in school history, a group that was rated No. 5 nationally by Scout.com and No. 6 by Rivals.com. That class included All-Americans Robbie Hummel and JaJuan Johnson and current NBA player E'Twaun Moore.

While at Purdue, Ray was on Painter's staff that also included Cuonzo Martin, who recently completed his second season at Cal, and Paul Lusk, who is head coach at Missouri State.

Ray coached at Missouri Valley Conference member Indiana State for a period of seven years (1997-2004), helping ISU to consecutive 20-win seasons and NCAA Tournament

appearances in 1999-2000 and 2000-01. In 1999-2000, the Sycamores compiled a 14-4 record in the MVC and won the regular season title. ISU then won the MVC Tournament the following season. The Sycamores later upset No. 4 seed Oklahoma in the first round of the 2001 NCAA Tournament. In addition, Ray was part of the ISU staff that defeated perennial power Indiana in back-to-back seasons.

Following his time at ISU, Ray spent two seasons (2004-06) as an assistant coach and recruiting coordinator at Northern Illinois. In 2005-06, the Huskies

were regular season Western Division champions in the Mid-American Conference for the first time in school history with a 17-11 overall record and 12-6 ledger in the MAC.

Ray began his coaching career as a graduate assistant at the University of Nebraska-Omaha, a Division II program. He helped orchestrate a seven-win turnaround during his second season in 1996-97.

A standout player for Grand View College (Iowa), Ray was an All-American Scholar-Athlete and honorable mention all-conference performer in 1993.

He earned his undergraduate

degree in applied mathematics and secondary education from Grand View in 1994. Ray received his master's degree in athletic administration from Nebraska-Omaha in 1997.

Those type of heralded credentials helped Ray make the transition to head coach.

In 2013, he was the recipient of Grand View's Distinguished Alumni Award.

Born in Gardena, California, Ray moved to Kansas City, Kansas with his family when he was six years old.

Ray and his wife, Breyana, have two sons, Deacon and Mason, and a daughter, Katriece.

YEAR-BY-YEAR RECORDS

Year	School	Assignment	Record	Conference	Postseason
1995-96	Nebraska-Omaha	Graduate Assistant	-	-	-
1996-97	Nebraska-Omaha	Graduate Assistant	-	-	-
1997-98	Indiana State	Assistant Coach	16-11	10-8	-
1998-99	Indiana State	Assistant Coach	15-12	10-8	-
1999-2000	Indiana State	Assistant Coach	22-10	14-4	NCAA Tournament First Round
2000-01	Indiana State	Assistant Coach	22-12	10-8	NCAA Tournament Second Round
2001-02	Indiana State	Assistant Coach	6-22	4-14	-
2002-03	Indiana State	Assistant Coach	7-24	2-16	-
2003-04	Indiana State	Assistant Coach	9-19	5-13	-
2004-05	Northern Illinois	Assistant Coach	11-17	7-11	-
2005-06	Northern Illinois	Assistant Coach	17-11	12-6	-
2006-07	Purdue	Assistant Coach	22-12	9-7	NCAA Tournament Second Round
2007-08	Purdue	Assistant Coach	25-9	15-3	NCAA Tournament Second Round
2008-09	Purdue	Assistant Coach	27-10	11-7	NCAA Tournament Sweet 16
2009-10	Purdue	Assistant Coach	29-6	14-4	NCAA Tournament Sweet 16
2010-11	Clemson	Associate Head Coach	22-12	9-7	NCAA Tournament Second Round
2011-12	Clemson	Associate Head Coach	16-15	8-8	-
2012-13	Mississippi State	Head Coach	10-22	4-14	-
2013-14	Mississippi State	Head Coach	14-19	3-15	-
2014-15	Mississippi State	Head Coach	13-19	6-12	-
2015-16	Southeast Missouri	Head Coach	5-24	2-14	-
2016-17	Southeast Missouri	Head Coach	15-18	9-7	OVC Tournament Quarterfinals

Career Record: 57-102 (5 years)

Record at Southeast Missouri: 20-42, 11-21 OVC (2 years)

Record at Mississippi State: 37-60, 13-41 SEC (3 years)

Record as a college assistant/associate head coach: 266-202

Southeast Missouri State REDHAWKS

REDHAWK COACHES

WHAT THEY ARE SAYING ABOUT RICK RAY



"Over the last three years, we have had the chance to compete against Rick's teams. They played extremely hard and were always well-prepared. Getting to know Rick personally, he is even a better guy."

Billy Donovan

OKC Thunder Head Coach



"Rick Ray is an outstanding hire for Southeast Missouri State University. He is a terrific basketball coach with an excellent feel for the game. It won't take long for Southeast Missouri to become one of the best defensive teams in the Ohio Valley Conference. He has a true passion for recruiting and will be an excellent role model and mentor to the young men in his program."

Brad Brownell

Clemson Head Coach



"Rick is a great coach and a strong leader. I had the privilege of working alongside him on the Purdue coaching staff where we enjoyed great success. Rick is a very genuine person who values the people around him. His work ethic and knowledge of the game has made him a very well-respected mentor in our profession. I wish him all the best in his new post at Southeast Missouri State."

Cuonzo Martin

Missouri Head Coach



"Rick is one of the brightest young coaches in the country. He can do it all and will breathe life into the Southeast Missouri program. Not only is he an outstanding coach and recruiter, he's an even better person. Rick brings a wealth of basketball knowledge having worked for some of the best coaches in the country. There's no doubt he will be very successful. Southeast Missouri got a great one!"

Greg Lansing

Indiana State Head Coach



"Rick Ray is a teacher of winning in life. He is a man of character that will bring excellence to Southeast Missouri State. His team will play the game the right way. No team will outwork, out-tough or be better prepared than a Rick Ray team."

Frank Martin

South Carolina Head Coach



"Rick Ray is a fantastic hire for Southeast Missouri State. He is not only a quality individual who can help build their program the right way, but he is a difference maker who has a proven track record as a recruiter and tactician. Their fans should be very excited about what's in store for the future of that program."

Paul Lusk

Missouri State Head Coach



Southeast Missouri State **REDHAWKS**

REDHAWK COACHES



"Rick Ray will have great success in the coaching business. He is an extremely hard worker, exhibits great passion for developing players and operates with high ethics. The Southeast Missouri basketball community should be ecstatic about having Rick Ray to captain the ship!"

Earl Grant

College of Charleston Head Coach



"Rick has one of the most knowledgeable basketball minds in the business. Along with his ability to relate to his players, Southeast Missouri has made a home run hire."

Kareem Richardson

Missouri-Kansas City
Head Coach



WHAT FORMER PLAYERS ARE SAYING ...

"The No. 1 thing I noticed from the beginning was his competitiveness to win. Whether it was practice, film sessions or games, that edge never changes. He was always competitive and wanted to win. He taught me to be competitive, no matter the situation. I know what kind of guy he is, and that he's going to bring it 100 percent every day."

Carl Landry, former Purdue standout who played with the Sacramento Kings and Philadelphia 76ers.

"I met Coach when I was 16. But before he was my coach, he was my math tutor. That's how we originally got to know each other. Algebra was not my strong suit, so thank goodness he knew all there was about math. He taught me a lot of things, but without question the thing he taught me the most was the value of hard work. That's a term we all throw around as if it is a given or that everybody does it."

Nate Green, former NBA and Indiana State great.

"I was fortunate to play under Coach Ray. The biggest thing about him is how great he is at developing your skills. I think we all really improved under his watch. Coach Ray knew his stuff offensively and defensively. Whether it's recruiting, or watching film, his work ethic has always been tremendous. But, his greatest strength is that he's a great person."

Robbie Hummel, former Purdue All-American who is now a TV commentator.

"I honor Coach Ray for his unwavering standards of excellence, work ethic and accountability on and off the court. He's a culture shifter and I've learned so much from him. I respect him for being a go-getter with a never quit attitude. I know the future is bright for Coach Ray."

Tyson Cunningham, former Mississippi State guard and team captain.

Southeast Missouri State **REDHAWKS**

REDHAWK COACHES

RICK RAY FILE

Family

Wife: Breyana
Children: Katriece
Deacon
Mason

Educational Background

High School: Sumner Academy of Arts & Sciences, 1988
College: Grand View College, 1994
Graduate School: Nebraska-Omaha, 1997

Playing Experience

Spent first two years of college basketball at Labette Community College in Parsons, Kan., before concluding his career at Grand View College in Des Moines, Iowa, where he was an honorable mention all-conference standout.



Southeast Missouri State **REDHAWKS**

REDHAWK COACHES



"It is important to have someone on any staff that knows the system and more importantly me, so that he can convey that knowledge to the players and the rest of the staff. Adam is so well connected in our business due to his innovative work with the Rising Coaches organization."

Rick Ray

Adam Gordon sets to begin his third year as an assistant coach at Southeast Missouri.

Gordon joined the Southeast men's basketball staff on May 26, 2015.

He worked for three years as director of operations on Rick Ray's staff at Mississippi State. Gordon was in charge of travel, camps, scheduling, on-campus recruiting and academic compliance during his stint with the Bulldogs.

A native of Los Angeles, California, Gordon also spent time at Northern Colorado and was a graduate assistant at Clemson for three years, working alongside Ray.

A 2006 graduate of Tampa who studied Youth Development and Leadership at Clemson, Gordon was an assistant coach at Central Florida Community College in Ocala, Florida, from 2006-08 before going to Clemson. There, Gordon was responsible for recruiting, player development, opponent scouting, video editing and exchange, and academic

counseling. He helped lead the Patriots to a pair of NJCAA Florida State Tournament appearances.

Prior to Central Florida CC, Gordon was head manager and student assistant at the University of Tampa from 2002-06.

Additionally, Gordon was one of the founders of Rising Coaches Elite, an organization that assists young coaches, operations directors and managers with networking and clinics.

Gordon has a wife, Stephan, and a stepson, Bentley.



Southeast Missouri State **REDHAWKS**

REDHAWK COACHES



"Nick did an outstanding job during his time serving as an assistant while also handling all of the responsibilities in his role as Director of Basketball Operations. This move gives our staff and players some continuity and that is key to us building relationships and having synergy throughout our program."

Rick Ray

Nick Lagroone is in his third year at Southeast Missouri. Lagroone was promoted to assistant coach on July 13, 2016.

Lagroone's promotion came after he spent one year as Southeast's Director of Basketball Operations.

As Director of Basketball Operations, Lagroone handled all the day-to-day operations, assisted with scheduling practice and skill workouts, on-campus recruiting, team travel, academics, camps, video and other duties.

Prior to Southeast, Lagroone coached one season at Greenforest Christian Academy in Atlanta, Georgia.

As head coach at Greenforest, Lagroone led the Eagles to

a 27-2 overall record and undefeated 13-0 mark in the region during the 2014-15 campaign. Greenforest advanced to the state championship game that year.

Before that, Lagroone worked as a graduate assistant coach under Ray for two years at Mississippi State.

Lagroone played four years (2007-11) as a guard at Southern Wesleyan University in Central, South Carolina. He was a two-time NAIA All-American and three-time Southern States Athletic Conference honoree. Lagroone finished his college career with 1,645 points and ranked among the top 10 in the NAIA in scoring his final two seasons.



REDHAWK COACHES

Southeast Missouri State REDHAWKS



Chris Moore enters his third year as an assistant coach at Southeast Missouri in 2016-17.

A native of Louisville, Kentucky, Moore has more than 20 years of experience and came to Southeast after coaching five years at Wright State University. He is also well acquainted with the Ohio Valley Conference, having spent four seasons at Morehead State. Over the last 17 years, Moore has coached 18 all-conference performers, three freshmen of the year honorees, eleven 1,000-point scorers and 26 players who have gone on to play professionally.

During his time on WSU's coaching staff, the Raiders always ranked among the top 100 teams nationally in defensive field goal percentage. From 2010-15, WSU averaged 17.5 wins per season and made two postseason appearances. In 2012-13 and 2013-14, Moore helped lead WSU to an overall record of 44-28 and 20-12 mark in the Horizon League, as both of those teams reached the conference title game. It was the first time in the school's NCAA Division I history that the Raiders made back-to-back postseason appearances. While at WSU, Moore worked with several talented players, including Vaughn Duggins and Julius Mays, both All-Horizon League

performers.

Prior to WSU, Moore was an assistant coach and recruiting coordinator at Morehead State from 2006-10. MSU posted a total of 71 victories (18 per season) and registered back-to-back 20-win seasons for the first time in school history with Moore on its staff. His final two seasons at MSU were even more memorable as the Eagles advanced to postseason play in consecutive years, another first for the program. MSU picked up an OVC Tournament championship and won a game in the NCAA Tournament along the way.

As recruiting coordinator at MSU, Moore's efforts resulted in two classes being ranked in the nation's top 40. Clark Francis' Hoop Scoop tabbed MSU's 2007 class 31st and 2008 class 34th nationally. Both of those classes were ranked No. 1 in the OVC. In 2007, the Eagles' recruiting class included Kenneth Faried, Leon Buchanan and DeMonte Harper. Faried was the NCAA's all-time leading rebounder and a first round NBA draft pick in 2011. He, along with Harper, were All-Americans that year, and all three players garnered All-OVC honors.

In addition to his coaching and recruiting duties, Moore served as the team's academic liaison, helping raise and maintain the

basketball team's grade point average to a 3.0 during his time there.

Before MSU, Moore made stops at Bellarmine University, Indiana University-Southeast and the University of Cincinnati.

At IU-Southeast, Moore worked as an assistant to head coach Walt Corbean in 2002-03. That year, the Grenadiers won a conference championship and advanced to postseason play in the national tournament.

In two seasons at Cincinnati, Moore helped guide the Bearcats women's program to an overall record of 49-15, an NCAA Tournament berth, WNIT appearance, one Conference USA Tournament title and the program's first top 25 ranking.

Moore was instrumental in the development of All-Conference USA performers Valerie King, K.B. Sharp and Debbie Merrill. King and Merrill were All-Americans, while both Merrill and Sharp went on to be WNBA draft picks.

In 2012, Moore was invited to participate in the prestigious Villa 7 consortium, which connects the country's elite assistant basketball coaches in an effort to prepare the next generation of college basketball leaders.

Moore has been ranked as one of the top 25 mid-major assistants in the country according to CoachStat.net and Next-Up Recruits named him one of the top 5 assistants in the Horizon League for the 2014-15 season.

He also coached for the Global Sports Academy in Europe each of the last two summers.

He was a three-time letterman at Kentucky State University, earning Academic All-America honors in 1990-91 and serving as team captain his senior year.

Moore earned a bachelor's degree in criminal justice from Kentucky State in 1991 and a master's degree in sport administration from the University of Louisville in 2000.

Moore has one son, Christian.

"Chris is experienced and accomplished. He has a great reputation in our business and has built relationships that will be a tremendous help to our recruiting efforts. He is a valuable asset to our program and we are lucky to have him."

Rick Ray



Southeast Missouri State **REDHAWKS**

BASKETBALL STAFF



SOUTHEAST MISSOURI ATHLETICS MISSION STATEMENT

The mission of Southeast Missouri State University Department of Athletics is to provide a first class, student-athlete centered collegiate experience emphasizing the core values of academic excellence, social development, and competitive success. The Department of Athletics strives to compete at the highest possible level in the Ohio Valley Conference and other conference affiliations. The principles of integrity, student welfare, sportsmanship, ethical conduct, rules compliance, equity and diversity, and the prudent management of resources are the foundation on which we operate.





 **YOUR
REDHAWKS**

**PLAYER
PROFILES**

Southeast Missouri State REDHAWKS

RETURNEES



2016-17: Played in 30 games and made one start...First career start was at SIU Edwardsville (2/9)...Dished out three assists in that contest...Missed the second half of the UMKC (11/28) game and did not play against Central Arkansas (12/1) due to a concussion...Made his return to play seven minutes off the bench at #10 Indiana (12/4)...Came off the bench to score two points in nine minutes in his Southeast debut at Illinois (11/11)...One of seven different Redhawks who played their first Division I game against the Fighting Illini...Followed that up with five points in 12 minutes vs. Hannibal-LaGrange (11/13)...Contributed a season-high nine points in 21 minutes at Bradley (11/18)...Dished out 41 assists...Snapped a 0-of-16 drought from the field when he made 3-of-4 shots and scored seven points vs. Henderson State (12/29)...Scored his first career points in Ohio Valley Conference play when he finished with four in 11 minutes vs. Tennessee Tech (1/10)...Logged a season-high 26 minutes vs. SIU Edwardsville (1/19).

Prep: Attended Copiah-Lincoln Community College for one year...Suffered an injury in the first game of the 2015-16 season, but returned for the second half of the season, where he averaged 20.1 points per game...Also accumulated 60 assists and was named Mississippi Association of Community and Junior College South Division All-State for his efforts...Garnered New Orleans Metro Coaches' All-District 8-5A and All-New Orleans Boys Large School honors at West Jefferson High School.

Personal: Born March 26, 1997...Majoring in Business Administration...Son of Freddie and Donna Dalton... Signed with the Redhawks on May 16, 2016.

DALTON'S GAME-BY-GAME STATISTICS

2016-17	FG	3P	FT	Q/D	REB	F	PTS	A	TO	B	S	M
at Illinois	1-2	0-0	0-0	0/0	0	2	2	1	0	0	0	9
Hannibal-LaGrange	2-3	0-1	1-2	0/0	0	2	5	1	2	0	1	12
at Western Illinois	0-2	0-1	0-0	0/1	1	0	0	3	2	0	0	13
at Bradley	4-10	1-4	0-0	0/0	0	4	9	4	1	0	0	21
UT Rio Grande Valley	0-4	0-2	1-2	2/2	4	0	1	3	1	0	1	21
at UMKC	0-3	0-1	0-0	0/0	0	2	0	1	0	0	0	6
at Indiana	0-3	0-0	0-0	0/0	0	1	0	0	1	0	0	7
Missouri State	0-1	0-0	0-0	1/0	1	1	0	0	0	0	0	7
Northern Kentucky	0-4	0-0	0-0	1/2	3	1	0	2	1	0	1	14
at Missouri State	0-1	0-1	0-0	0/1	1	2	0	0	3	0	1	12
vs. Cornell	0-1	0-0	0-0	1/1	2	1	0	1	1	0	1	19
Henderson State	3-4	0-1	1-2	0/1	1	0	7	2	2	0	0	17
Eastern Kentucky	0-0	0-0	0-0	0/0	0	2	0	0	0	0	0	8
at Tennessee State	0-1	0-1	0-0	0/1	1	1	0	2	2	0	0	13
at Belmont	0-1	0-0	0-0	0/1	1	0	0	1	1	0	0	8
Tennessee Tech	2-2	0-0	0-0	0/0	0	2	4	1	1	0	2	11
at UT Martin	1-3	1-3	0-0	0/1	1	2	3	0	0	0	0	7
SIUE	1-2	0-1	3-4	0/0	0	0	5	3	3	0	2	26
Eastern Illinois	1-1	1-1	0-0	0/1	1	3	3	1	1	0	0	12
at Murray State	0-0	0-0	0-0	0/0	0	0	0	2	2	0	0	12
at Austin Peay	0-1	0-0	0-0	0/1	1	0	0	2	2	0	0	12
at Jacksonville State	1-2	0-0	0-0	0/1	1	1	2	1	1	0	1	21
Morehead State	1-1	1-1	0-0	0/0	0	0	3	0	0	0	0	18
at SIUE*	1-1	1-1	0-0	0/0	0	1	3	1	1	0	0	11
at Eastern Illinois	0-0	0-0	1-2	0/1	1	0	1	3	3	0	0	6
UT Martin	0-1	0-1	0-0	0/1	1	2	0	1	1	0	1	17
Murray State	1-1	0-0	0-0	0/0	0	0	2	0	0	0	0	4
Austin Peay	1-4	0-0	0-0	1/1	2	3	2	0	0	0	0	15
vs. Tennessee State	0-1	0-1	0-0	0/1	1	0	0	0	0	0	0	11
vs. Jacksonville State	0-0	0-0	2-2	0/1	1	1	2	0	0	0	0	18
Totals	20-60	5-21	9-14	6/19	25	34	54	41	32	0	11	388

* - Game Started

CAREER-HIGHS

Points	9	at Bradley (11/18/16)
Total Rebounds	4	vs. UT Rio Grande Valley (11/22/16)
Offensive	2	vs. UT Rio Grande Valley (11/22/16)
Defensive	2	2x, last vs. Northern Kentucky (12/10/16)
FG Made	4	at Bradley (11/18/16)
FG Attempted	10	at Bradley (11/18/16)
3-Point FG Made	1	5x, last at SIU Edwardsville (2/9/17)
3-Point FG Attempted	4	at Bradley (11/18/16)
FT Made	3	vs. SIU Edwardsville (1/19/17)
FT Attempted	4	vs. SIU Edwardsville (1/19/17)
Assists	4	2x, last at Jacksonville State (2/1/17)
Blocks	-	-
Steals	2	2x, last vs. SIU Edwardsville (1/19/17)
Minutes	26	vs. SIU Edwardsville (1/19/17)

DALTON'S CAREER STATISTICS AT SOUTHEAST MISSOURI

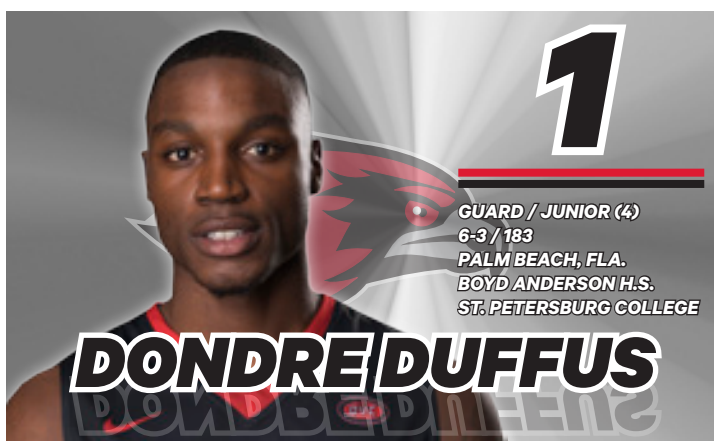
Overall																			
Season	G-GS	Min	Avg	FG-FGA	Pct	3FG-3FGA	Pct	FT-FTA	Pct	Off	Def	Tot	Avg	PE	FO	A	TO	Blk	Stl
2016-17	30-1	388	12.9	20-60	.333	5-21	.238	9-14	.643	6	19	25	0.8	34	0	41	32	0	11
Ohio Valley Conference Games Only																			
Season	G-GS	Min	Avg	FG-FGA	Pct	3FG-3FGA	Pct	FT-FTA	Pct	Off	Def	Tot	Avg	PE	FO	A	TO	Blk	Stl
2016-17	16-1	201	12.6	10-21	.476	4-9	.444	4-6	.667	1	9	10	0.6	17	0	20	18	0	6



**YOUR
REDHAWKS**

Southeast Missouri State REDHAWKS

RETURNEES



DUFFUS' GAME-BY-GAME STATISTICS

2016-17	FG	3P	FT	Q/D	REB	E	PTS	A	TO	B	S	M
at Illinois	1-4	0-1	0-0	0/1	1	2	2	3	3	0	0	20
Hannibal-LaGrange	5-7	0-0	2-2	1/1	2	1	12	3	0	1	4	21
at Western Illinois*	1-5	0-0	4-6	1/3	4	3	6	0	2	0	3	21
at Bradley*	5-7	0-0	0-0	0/3	3	3	10	0	0	1	0	22
UT Rio Grande Valley*	1-4	0-0	2-2	0/1	1	0	4	0	2	0	0	19
Totals	13-27	0-1	8-10	2/9	11	9	34	6	7	2	7	103

* - Game Started

2016-17: Missed 26 games with a groin injury...Started three contests prior to his injury...Was granted a medical hardship...Scored six points in his first career start at Western Illinois (11/16)...Collected seven steals...Scored double figures twice when he finished with 12 points vs. Hannibal-LaGrange (11/13) and 10 at Bradley (11/18)...One of seven different players who played his first NCAA Division I game at Illinois (11/11)...Made one field goal and grabbed one rebound in 20 minutes off the bench...Averaged 6.8 points and 2.2 rebounds per game.

St. Petersburg College: Two-year starting guard at St. Petersburg College...Led the Titans in scoring (14.1 ppg), assists (81) and steals (57) en route to claiming Suncoast Conference Player of the Year honors as a sophomore...Earned first-team all-conference accolades each of his junior college seasons...Scored 10.2 points per contest as a freshman in 2014-15...Notched a team-high 98 assists and ranked second on the team with 42 steals.

Prep: Averaged 13.7 points, 3.2 rebounds, 4.6 assists and 2.2 steals per game as a senior at Boyd Anderson High School.

Personal: Born December 4, 1995...Majoring in General Studies...Son of Karen Hall and Lloyd Shaw...Signed with the Redhawks on Apr. 27, 2016.

CAREER-HIGHS

Points	12	vs. Hannibal-LaGrange (11/13/16)
Total Rebounds	4	at Western Illinois (11/16/16)
Offensive	1	2x, last at Western Illinois (11/16/16)
Defensive	3	2x, last at Bradley (11/18/16)
FG Made	5	2x, last at Bradley (11/18/16)
FG Attempted	7	2x, last at Bradley (11/18/16)
3-Point FG Made	-	-
3-Point FG Attempted	1	at Illinois (11/11/16)
FT Made	4	at Western Illinois (11/16/16)
FT Attempted	6	at Western Illinois (11/16/16)
Assists	3	2x, last vs. Hannibal-LaGrange (11/13/16)
Blocks	1	2x, last vs. Bradley (11/18/16)
Steals	4	vs. Hannibal-LaGrange (11/13/16)
Minutes	22	at Bradley (11/18/16)

DUFFUS' CAREER STATISTICS AT SOUTHEAST MISSOURI

Season	G-GS	Min	Avg	FG-FGA	Pct	3FG-3FGA	Pct	FT-FTA	Pct	Overall	Off	Def	Tot	Avg	PE	FO	A	TO	Blk	Stl	Pts	Avg
2016-17	5-3	103	20.6	13-27	.481	0-1	.000	8-10	.800		2	9	11	2.2	9	0	6	7	2	7	34	6.8



**YOUR
REDHAWKS**

Southeast Missouri State REDHAWKS

RETURNEES



2016-17: Missed the entire season with a knee injury...Underwent surgery and was granted a medical hardship.

Prep: All-Cabarrus County selection who averaged 20 points per game and shot 57 percent (176-of-311) as a senior at Concord High School...Knocked down 67-of-140 three-pointers for 48 percent and finished the year with a total of 540 points...Also grabbed 79 rebounds, dished out 45 assists and had 18 steals...Received seven MaxPreps Player of the Game awards...Went over 1,000 points in his prep career...Averaged 19 points, five rebounds and 3.5 steals per game as a junior...Earned all-conference and all-district accolades, while being tabbed the best shooter in Cabarrus County...Shot 48 percent from 3-point range, dropping in 3.2 threes per game...Suffered a serious back injury when a player undercut him at a Junior All-American Camp in South Carolina...Was a student at Concord Middle School when he suffered that injury which kept him away from basketball for 11 months...Was cleared to return to the court as a ninth-grader...Played his freshman and sophomore seasons at Northside Christian Academy...The Knights won the state title both years that Kowalski was there, going a combined 62-4...Ranked among the top 50 players in North Carolina, according to phenomhoopreport.com.

Personal: Born December 17, 1996...Majoring in Mathematics...Son of Ray and Michelle Kowalski... Signed with the Redhawks during the early signing period on Nov. 11, 2015.



2016-17: Sat out the season due to NCAA Division I transfer regulations... Joined the team as a walk-on.

Spalding University: Joined the Redhawks from Spalding University...Played in 27 games and made two starts during the 2014-15 season...Averaged 2.3 points and 1.5 rebounds per contest...Had 34 steals and dished out 55 assists...Scored a season-high eight points vs. MacMurray (12/6).

Prep: Attended Paul Dunbar High School in Lexington, Kentucky.

Personal: Born March 7, 1996...Majoring in Human Environmental Studies... Son of Donnie Lewis and Thomasina Cowherd.



**YOUR
REDHAWKS**

Southeast Missouri State REDHAWKS

RETURNEES



34
GUARD / SOPHOMORE (2)
6-4 / 213
OVIEDO, FLA.
HAGERTY H.S.

2016-17: Ohio Valley Conference Freshman of the Year, Second-Team All-OVC and All-Newcomer selection...Finished second on the team in scoring with 14.9 points per game and was the team's leading scorer in conference play (16.6 ppg) in 33 starts...Led the team with 57 three-pointers made...Collected 40 assists, 23 steals and four blocks...Ranked second in scoring among all freshmen in the OVC...Led Southeast in scoring 11 of his last 14 starts...Landed a spot on the league's All-Tournament Team after scoring a season-high 34 points vs. Tennessee State (3/1) and following that up with 20 against Jacksonville State (3/2)...Reached double-digits in the scoring column for the first time in his career when he had 13 vs. Hannibal-LaGrange (11/13)...Dropped in four points and grabbed a rebound in 20 minutes during his first career start at Illinois (11/11)...One of seven different Redhawks who played their first Division I game against the Fighting Illini...Knocked down two free throws to give the Redhawks the lead on two occasions in the final four minutes of their comeback-from-behind win at Western Illinois (11/16)...Also stole the ball at halfcourt on the Leathernecks final possession and scored 10 points in that game...Scored double figures in 27 starts, including his final 11 of the season...Shot 81.5 percent (132-of-162) at the free throw line...Ranked 10th in the OVC in free throw percentage and 12th in scoring...Led the Redhawks with 16 points at #10 Indiana (12/4)...Scored 18 points (15 in the second half) and did not miss a free throw (5-of-5) at Missouri State (12/17)...Went scoreless for the first time vs. Cornell (12/23)...Bounced back to score 18 points in 25 minutes vs. Henderson State (12/29) and 15 points in 32 minutes vs. Eastern Kentucky (12/31)...Scored double figures in 15 of 16 OVC starts...Registered a season-high 23 points and made 12-of-12 free throws at UT Martin (1/14)...Followed that up with 20 points and six rebounds vs. SIU Edwardsville (1/19)...Scored 23 points at Murray State (1/26), added 22 at Austin Peay (1/28) and 20 vs. Austin Peay (2/25)...Netted 34 points on 8-of-19 field goals and a near-perfect 14-of-15 free throws in Southeast's OVC Tournament win over Tennessee State (3/1)...Added 20 points a day later vs. Jacksonville State (3/2)...OVC Freshman of the Week five times (1/16, 1/23, 1/30, 2/13, 2/20)...Finished as the Redhawks top scorer on 15 occasions.

Prep: Saw limited action due to a knee injury his senior year at Hagerty High School...Was the Florida 8A State Player of the Year as a junior...Averaged 24 points and nine rebounds per contest en route to leading the Huskies to a runner-up finish in the state championship game that year...Buried 105 three-pointers, ranking third in the state...Also garnered 2015 SAC Conference Player of the Year and second-team all-state honors...Rated seventh among the state's scoring leaders...Finished with an average of 14 points and six rebounds per game and garnered second-team all-conference accolades as a sophomore.

Personal: Born January 18, 1998...Majoring in Exploratory...Son of Desmond and Hazel Mahoney...Signed with the Redhawks during the early signing period on Nov. 11, 2015.

MAHONEY'S GAME-BY-GAME STATISTICS

2016-17	FG	3P	FT	O/D	REB	F	PTS	A	TO	B	S	M
at Illinois*	2-7	0-3	0-2	0/1	1	3	4	0	0	0	0	20
Hannibal-LaGrange*	4-6	1-2	4-4	2/3	5	4	13	0	1	0	2	26
at Western Illinois*	2-5	1-2	5-6	0/4	4	2	10	0	2	0	2	24
at Bradley*	2-6	0-2	4-4	0/3	3	5	8	0	0	0	0	26
UT Rio Grande Valley*	2-7	1-3	2-2	0/1	1	5	7	1	0	0	1	23
at UMKC*	8-14	3-7	1-2	3/2	5	3	20	1	1	0	2	28
Central Arkansas*	5-10	2-5	0-0	3/2	5	1	12	3	0	0	0	27
at Indiana*	4-9	2-6	6-8	2/1	3	3	16	0	0	0	0	20
Missouri State*	3-9	2-5	6-8	2/2	4	3	14	2	1	1	1	33
Northern Kentucky*	3-11	1-4	5-7	0/1	1	3	12	0	1	0	1	30
at Missouri State*	5-12	3-6	5-5	3/2	5	4	18	2	1	0	2	30
at DePaul*	1-2	1-1	5-5	1/3	4	4	8	2	3	0	0	39
vs. Chicago State*	6-10	0-2	1-2	2/3	5	5	13	2	2	0	0	34
vs. Cornell*	0-9	0-5	0-1	1/3	4	1	0	0	0	0	0	32
Henderson State*	7-13	1-4	3-5	2/5	7	4	18	0	3	1	1	25
Eastern Kentucky*	6-10	3-6	0-0	0/5	5	2	15	6	0	0	0	32
at Tennessee State*	3-7	1-4	4-4	0/3	3	2	11	2	2	0	0	27
at Belmont*	4-11	3-7	0-1	0/3	3	4	11	1	3	0	2	26
Tennessee Tech*	3-4	2-2	2-2	1/1	2	5	10	1	3	0	0	22
at UT Martin*	4-10	3-6	12-12	3/3	6	3	23	3	3	0	1	33
SIUE*	6-11	3-6	5-6	2/4	6	4	20	0	1	0	0	35
Eastern Illinois*	2-4	1-2	4-4	2/2	4	4	9	2	3	0	1	21
at Murray State*	9-15	1-5	4-4	0/5	5	2	23	0	0	0	0	38
at Austin Peay*	7-11	2-4	6-10	0/5	5	4	22	2	1	0	0	34
at Jacksonville State*	5-16	4-8	4-7	2/1	3	2	18	0	1	0	1	36
Morehead State*	4-10	1-5	2-3	1/5	6	4	11	1	1	0	1	24
at SIUE*	5-10	1-3	9-10	4/4	8	5	20	1	2	0	3	31
at Eastern Illinois*	8-18	2-4	4-5	2/5	7	4	22	2	4	0	1	38
UT Martin*	5-11	2-6	5-6	3/2	5	3	17	4	0	1	1	30
Murray State*	6-11	2-4	0-0	0/1	1	2	14	2	2	0	0	26
Austin Peay*	6-13	1-4	7-9	1/3	4	2	20	0	2	0	0	31
vs. Tennessee State*	8-19	4-11	14-15	1/4	5	3	34	0	2	1	0	44
vs. Jacksonville State*	7-18	3-7	3-3	4/1	5	1	20	0	0	0	0	31
Totals	152-339	57-151	132-162	47/93	140	106	493	40	45	4	23	976

* - Game Started

CAREER-HIGHS

Points	34	vs. Tennessee State (3/1/17)
Total Rebounds	8	at SIU Edwardsville (2/9/17)
Offensive	4	2x, last vs. Jacksonville State (3/2/17)
Defensive	5	6x, last at Eastern Illinois (2/11/17)
FG Made	9	at Murray State (1/26/17)
FG Attempted	19	vs. Tennessee State (3/1/17)
3-Point FG Made	4	2x, last vs. Tennessee State (3/1/17)
3-Point FG Attempted	11	vs. Tennessee State (3/1/17)
FT Made	14	vs. Tennessee State (3/1/17)
FT Attempted	15	vs. Tennessee State (3/1/17)
Assists	6	vs. Eastern Kentucky (12/31/16)
Blocks	1	4x, last vs. Tennessee State (3/1/17)
Steals	3	at SIU Edwardsville (2/9/17)
Minutes	44	vs. Tennessee State (3/1/17)

MAHONEY'S CAREER STATISTICS AT SOUTHEAST MISSOURI

Overall																			
Season	G-GS	Min	Avg	FG-FGA	Pct	3FG-3FGA	Pct	FT-FTA	Pct	Off	Def	Tot	Avg	PE	FO	A	TO	Blk	Stl
2016-17	33-33	976	29.6	152-339	.448	57-151	.377	132-162	.815	47	93	140	4.2	106	5	40	45	4	23
Ohio Valley Conference Games Only																			
Season	G-GS	Min	Avg	FG-FGA	Pct	3FG-3FGA	Pct	FT-FTA	Pct	Off	Def	Tot	Avg	PE	FO	A	TO	Blk	Stl
2016-17	16-16	484	30.3	83-172	.483	32-76	.421	68-83	.819	21	52	73	4.6	52	2	27	28	1	11



**YOUR
REDHAWKS**

Southeast Missouri State

REDHAWKS

RETURNEES



SIMMONS' GAME-BY-GAME STATISTICS

2016-17	FG	3P	FT	O/D	REB	F	PTS	A	TO	B	S	M
at Illinois	3-10	1-4	0-1	1/2	3	2	7	3	1	0	1	28
Hannibal-LaGrange	2-7	0-3	1-2	0/2	2	0	5	1	0	0	0	19
at Western Illinois	1-7	0-1	4-6	1/2	3	1	6	3	2	0	2	20
at Bradley	5-9	3-4	3-5	0/2	2	1	16	1	3	0	0	23
UT Rio Grande Valley	2-7	1-2	3-4	1/1	2	1	8	5	1	0	1	18
at UMKC	1-4	0-2	0-1	0/1	1	3	2	0	4	0	0	14
Central Arkansas	2-7	1-6	0-0	0/1	1	2	5	4	2	0	0	22
at Indiana	1-6	0-2	0-0	2/1	3	1	2	2	3	0	0	15
Missouri State	1-2	1-2	0-0	0/0	0	0	3	1	0	0	0	7
Northern Kentucky	5-8	0-2	3-6	0/1	1	0	13	0	3	0	1	24
at Missouri State	4-12	2-7	0-0	0/3	3	1	10	1	4	0	1	22
at DePaul	5-12	4-10	0-0	0/3	3	3	14	1	2	0	0	25
vs. Chicago State	3-8	2-3	0-0	0/0	0	2	8	1	1	0	0	19
vs. Cornell	1-2	1-1	0-0	0/1	1	1	3	0	0	0	0	2
Eastern Kentucky	0-1	0-1	0-0	0/1	1	1	0	0	1	0	0	7
at Tennessee State	2-9	2-6	2-2	0/2	2	1	8	1	0	0	2	20
at Belmont	0-2	0-1	0-0	0/1	1	1	0	0	0	0	0	4
Tennessee Tech	2-6	1-4	2-2	0/1	1	3	7	3	0	0	0	15
at UT Martin	0-0	0-0	0-0	0/1	1	1	0	1	0	0	0	7
SIUE	5-7	0-1	4-5	0/5	5	3	14	4	3	0	1	25
Eastern Illinois	3-12	1-3	0-0	1/2	3	1	7	1	4	1	0	19
at Murray State	1-7	0-2	0-0	0/1	1	1	2	3	0	0	3	16
at Austin Peay	1-2	0-0	2-2	1/1	2	0	4	1	0	0	0	10
at Jacksonville State	0-3	0-1	0-0	1/1	2	2	0	2	2	0	1	18
Morehead State	0-0	0-0	0-1	0/3	3	2	0	2	0	0	0	9
at SIUE	0-3	0-1	0-0	1/3	4	0	0	0	1	0	1	24
at Eastern Illinois	1-3	0-1	0-0	0/2	2	2	2	0	0	0	0	10
UT Martin	5-8	5-6	0-0	1/1	2	1	15	2	1	0	0	20
Murray State	1-4	1-3	0-0	0/1	1	0	3	2	2	1	1	15
Austin Peay	1-4	0-2	0-0	0/1	1	0	2	0	1	0	1	6
vs. Tennessee State	0-1	0-1	0-0	0/2	2	0	0	1	1	0	0	11
vs. Jacksonville State	2-4	2-4	0-0	0/4	4	1	6	0	1	0	0	20
Totals	60-177	23-86	24-37	10/53	63	38	172	46	43	2	16	514

* - Game Started

CAREER-HIGHS

Points	16	at Bradley (11/18/16)
Total Rebounds	5	vs. SIU Edwardsville (1/19/17)
Offensive	2	at Indiana (12/4/16)
Defensive	5	vs. SIU Edwardsville (1/19/17)
FG Made	5	5x, last vs. UT Martin (2/18/17)
FG Attempted	12	3x, last vs. Eastern Illinois (1/21/17)
3-Point FG Made	5	vs. UT Martin (2/18/17)
3-Point FG Attempted	10	at DePaul (12/19/16)
FT Made	5	at DePaul (12/19/16)
FT Attempted	6	2x, last vs. Northern Kentucky (12/10/16)
Assists	5	vs. UT Rio Grande Valley (11/22/16)
Blocks	1	2x, last vs. Murray State (2/23/17)
Steals	3	at Murray State (1/26/17)
Minutes	28	at Illinois (11/11/16)

2016-17: Averaged 5.4 points and two rebounds per game in 32 contests off the bench...Scored double figures in six contests...Dished out 46 assists and had 16 steals...Made 28 three-pointers...Played 28 minutes in his first NCAA Division I game at Illinois (11/11)...Scored seven points, pulled down three rebounds and had three assists against the Fighting Illini...Had five points in 19 minutes vs. Hannibal-LaGrange (11/13)...Dropped in a season-high 16 points for his first career double figure scoring game at Bradley (11/18)...Drained three 3-pointers against the Braves...Scored 13 points in 24 minutes vs. Northern Kentucky (12/10)...Added 10 points in 22 minutes at Missouri State (12/17)...Contributed 14 points and made a season-high four 3-pointers at DePaul (12/19)...Grabbed a season-high five rebounds and scored 14 points vs. SIU Edwardsville (1/19)...Averaged four points per game in conference play...Had a season-high three steals at Murray State (1/26)...Poured in 15 points on five 3-pointers in 20 minutes vs. UT Martin (2/18).

East Mississippi Community College: Led East Mississippi Community College in scoring (15.5 ppg) and ranked second on the team in steals (33) and assists (51) in 2015-16...Knocked down a team-high 63 three-pointers and was among the Lions' top free throw shooters making 74.3 percent of his attempts...Started all 29 games, leading EMCC to a 20-9 record and the National Junior College Athletic Association Tournament in Hutchinson, Kansas...Was named to the NJCAA Region 23 All-Tournament Team...Is from the same junior college as former Southeast standout and two-time All-Ohio Valley Conference selection Jarekious Bradley...Averaged 10.9 points in 26 games and 18 starts, and was the Lions' top free throw shooter (78.7 pct.) as a freshman in 2014-15...Notched 31 assists and 24 steals that year, as well.

Prep: Two-time all-state basketball performer, who averaged 21.2 points, 4.2 rebounds, 3.4 assists and 2.1 steals at Biggersville High School...Was a 2013-14 Jackson Clarion-Ledger Preseason Dandy Dozen selection after helping pace BHS to the Class 1A state championship as a junior...Participated in the 2013 MAC All-Star Game.

Personal: Born August 13, 1995...Majoring in Criminal Justice...Son of Ivan and Jennifer Simmons...Signed with the Redhawks on Apr. 27, 2016.

SIMMONS' CAREER STATISTICS AT SOUTHEAST MISSOURI

Overall																	
Season	G-GS	Min	Avg	FG-FGA	Pct	3FG-3FGA	Pct	FT-FTA	Pct	Off	Def	Tot	Avg	PE	FO	A	TO
2016-17	32-0	514	16.1	60-177	.339	28-86	.326	24-37	.649	10	53	63	2.0	38	0	46	43
Ohio Valley Conference Games Only																	
Season	G-GS	Min	Avg	FG-FGA	Pct	3FG-3FGA	Pct	FT-FTA	Pct	Off	Def	Tot	Avg	PE	FO	A	TO
2016-17	16-0	225	14.1	22-71	.310	10-32	.313	10-12	.833	5	27	32	2.0	19	0	22	15



**YOUR
REDHAWKS**

Southeast Missouri State

REDHAWKS

RETURNEES



2016-17: Averaged 5.8 points and 3.3 rebounds in 31 games off the bench...Drained 28 three-pointers...Played 18.3 minutes per contest...Ranked fourth on the team in rebounds...Missed his first game of the season due to a hamstring injury at Tennessee State (1/5)... Returned two days later to score seven points and collect three rebounds at Belmont (1/7)...Scored double figures off the bench seven times...Led the Redhawks with 12 points in his first NCAA Division I game at Illinois (11/11)... Made a near-perfect 5-of-6 field goals and drained two 3-pointers in 17 minutes off the bench...Added a game-high three steals...Scored a season-high 15 points on 6-of-9 field goals and buried a season-best three 3-pointers at Western Illinois (11/16)...Scored 10 points vs. Cornell (12/23)...Made a 3-pointer in 19 games...Finished with 12 points vs. Henderson State (12/29)...Did not play vs. UT Martin (2/18) due to illness.

North Dakota State College of Science: Spent two years at North Dakota State College of Science...Led NDSCS with 5.9 rebounds per contest in 35 games...Was also third on the team in scoring (11.8 ppg) and 3-pointers made (69)...Averaged 9.9 points and five rebounds in 33 games and 21 starts during his first season with the Wildcats in 2014-15...Shot a team-best 49.6 percent (119-of-240) from the field, knocking down 43 three-pointers...Was among the team's top free throw shooters, ranking second with a 74.2 percent clip...NDSCS compiled an overall record of 54-14 with back-to-back National Junior College Athletic Association Tournament appearances, a pair of Region XIII titles, one conference championship (2015-16) and one district crown (2015-16) during the two years he was on the team.

Personal: Born April 25, 1995...Majoring in Entrepreneurship...Son of Bojan and Gordana Vranes...Signed with the Redhawks on May 5, 2016...Played with the Serbian National Team during the offseason...Averaged 3.4 points and 2.9 rebounds, while shooting 42.9 percent from the field in seven contests at the World University Games, where Serbia finished fourth.

VRANES' GAME-BY-GAME STATISTICS

2016-17	FG	3P	FT	Q/D	REB	E	PTS	A	TO	B	S	M
at Illinois	5-6	2-3	0-0	0/2	2	4	12	0	3	0	3	17
Hannibal-LaGrange	3-6	1-4	4-4	2/3	5	1	11	1	0	0	2	22
at Western Illinois	6-9	3-4	0-0	3/4	7	4	15	0	0	0	0	25
at Bradley	2-3	0-1	0-1	0/4	4	2	4	2	0	0	0	20
UT Rio Grande Valley	1-3	1-2	0-0	1/3	4	2	3	1	2	0	0	19
at UMKC	4-9	2-5	0-0	2/3	5	2	10	0	1	0	1	24
Central Arkansas	1-3	1-3	0-0	0/1	1	2	3	0	2	0	3	13
at Indiana	0-4	0-4	0-0	0/2	2	1	0	0	2	0	1	20
Missouri State	2-4	1-3	1-2	2/2	4	2	6	0	0	0	0	19
Northern Kentucky	2-3	1-1	3-5	1/3	4	2	8	0	0	0	1	16
at Missouri State	2-4	0-1	1-1	0/3	3	2	5	1	2	0	1	19
at DePaul	0-3	0-2	1-2	1/4	5	5	1	0	1	0	0	17
vs. Chicago State	0-1	0-1	1-2	1/2	2	3	1	0	0	0	0	18
vs. Cornell	4-11	1-6	1-2	1/6	7	4	10	0	1	0	2	31
Henderson State	3-4	2-3	4-4	1/4	5	2	12	2	1	1	1	28
Eastern Kentucky	2-3	2-3	1-3	0/3	3	2	7	0	0	1	1	16
at Belmont	2-5	1-3	2-2	2/1	3	0	7	1	0	0	1	17
Tennessee Tech	1-2	0-1	0-0	0/2	2	2	2	0	0	0	0	7
at UT Martin	0-2	0-1	0-0	0/0	0	0	0	0	0	0	0	7
SIUE	1-4	0-1	2-4	0/2	2	4	4	2	0	0	0	16
Eastern Illinois	3-4	2-3	0-0	1/1	2	3	8	1	0	0	0	21
at Murray State	3-4	1-2	1-2	0/2	2	5	8	1	0	0	1	22
at Austin Peay	3-4	1-1	0-0	2/3	5	2	7	0	2	0	0	22
at Jacksonville State	4-6	3-5	2-2	1/3	4	3	13	0	0	0	2	28
Morehead State	1-2	1-2	0-0	0/1	1	5	3	0	1	0	0	11
at SIUE	1-3	0-2	1-3	2/0	2	3	3	1	0	0	1	17
at Eastern Illinois	2-4	0-0	0-0	2/3	5	2	4	0	2	0	0	17
Murray State	1-3	0-2	0-0	0/3	3	3	2	1	0	0	0	13
Austin Peay	2-5	1-4	0-0	3/1	4	4	5	1	0	0	0	15
vs. Tennessee State	1-3	0-1	0-0	1/1	2	2	2	0	1	0	1	16
vs. Jacksonville State	1-2	1-2	0-0	1/0	1	1	3	2	0	0	0	15
Totals	63-129	28-76	25-39	30/71	101	79	179	17	21	2	22	568


* - Game Started

CAREER-HIGHS

Points	15	at Western Illinois (11/16/16)
Total Rebounds	7	2x, last vs. Cornell (12/23/16)
Offensive	3	2x, last vs. Austin Peay (2/25/17)
Defensive	6	vs. Cornell (12/23/16)
FG Made	6	at Western Illinois (11/16/16)
FG Attempted	11	vs. Cornell (12/23/16)
3-Point FG Made	2	5x, last vs. Eastern Illinois (1/21/17)
3-Point FG Attempted	6	vs. Cornell (12/23/16)
FT Made	4	2x, last vs. Henderson State (12/29/16)
FT Attempted	5	vs. Northern Kentucky (12/10/16)
Assists	2	3x, last vs. SIU Edwardsville (1/19/17)
Blocks	1	2x, last vs. Eastern Kentucky (12/31/16)
Steals	3	2x, last vs. Central Arkansas (12/1/16)
Minutes	31	vs. Cornell (12/23/16)

VRANES' CAREER STATISTICS AT SOUTHEAST MISSOURI

Overall																			
Season	G-GS	Min	Avg	FG-FGA	Pct	3FG-3FGA	Pct	FT-FTA	Pct	Off	Def	Tot	Avg	PE	FO	A	TO	Blk	Stl
2016-17	31-0	568	18.3	63-129	.488	28-76	.368	25-39	.641	30	71	101	3.3	79	3	17	21	2	22
Ohio Valley Conference Games Only																			
Season	G-GS	Min	Avg	FG-FGA	Pct	3FG-3FGA	Pct	FT-FTA	Pct	Off	Def	Tot	Avg	PE	FO	A	TO	Blk	Stl
2016-17	14-0	229	16.4	26-51	.510	12-30	.400	9-16	.563	13	25	38	2.7	38	2	8	5	1	6



 **YOUR
REDHAWKS**

Southeast Missouri State REDHAWKS

NEWCOMERS



GUARD / FRESHMAN (1)
6-5 / 200
MERIDIAN, MISS.
MERIDIAN H.S.

LEDARRIUS BREWER

Knock down shooter who possesses tremendous length that should also enable him to become a valuable defensive stopper...Can rebound and start a fast break with his ball handling and passing skills.

Prep: Averaged 15 points and seven rebounds per game, leading Meridian High School to a 30-2 record and 6A state title as a senior...Notched three 28-point games as the Wildcats' top scorer...Three-year varsity starter who earned all-state, all-district and all-region honors, and was a Mississippi/Alabama All-Star...Selected All-Mississippi Dandy Dozen, Mississippi's most prestigious basketball list.



FORWARD / FRESHMAN (1)
6-9 / 230
MT. CARMEL, ILL.
MT. CARMEL H.S.

JUSTIN CARPENTER

Possesses a great work ethic...Highly-skilled forward that competes on the defensive end, especially on the glass...Type of player that can be the foundation of a program as he continues to mature.

Prep: Honorable mention Class 2A All-State pick as a senior at Mt. Carmel High School...Averaged 18.1 points and 8.3 rebounds per game leading Mt. Carmel to an Illinois Class 2A regional title as a junior...All-Conference selection...Achieved success with the Pocket City non-scholastic basketball program.



GUARD / FRESHMAN (1)
6-4 / 210
FAIRBURN, GA.
LANGSTON HUGHES H.S.

KHALIL CUFFEE

Outstanding shooter who also possesses the ability to shot fake and go make plays...Similar to Denzel Mahoney in that he comes into the Southeast program with a college ready body.

Prep: Boasted a 14.2 points per game average as a senior at Langston Hughes High School...Averaged double figures in the scoring column each of his final three varsity seasons...Scored a career-best 18.5 points a game as a sophomore...Finished his prep career with 1,372 points, 195 three-pointers made, 261 rebounds, 136 assists, 72 steals and nine blocks...Played a total of 95 career games and shot 45 percent (470-of-1048) from the field...Left Langston Hughes as the school's all-time leading scorer...Played with the Georgia Stars AAU program.



FORWARD / FRESHMAN (1)
6-7 / 195
GREENVILLE, OHIO
GREENVILLE H.S.

ISAIAH GABLE

Excellent shooter that will be able to get his shot off over people because of his height...Good ball handler that will be able to make plays for himself and others...Has good vision and can fill a number of different roles.

Prep: Averaged 21.2 points, 7.4 rebounds and 3.1 assists as Greenville High School's top scorer as a senior...Garnered First-Team Great Western Ohio Conference honors and was a Third-Team Southwest Ohio All-District selection...Earned Division I Academic All-Ohio accolades...Four-year letterman who finished his prep career with 136 three-pointers, most in Greenville High School history...Accumulated a total of 1,184 points which were good for third-most on the school's all-time scoring list.

NEWCOMERS

Southeast Missouri State REDHAWKS



Elite scorer and efficient scorer in a very challenging conference at Embry-Riddle, which completed the transition from NAIA to NCAA Division II membership in July...A 4-4 transfer who will sit out the 2017-18 season...Has two years of eligibility remaining.

Embry-Riddle: Played the last two seasons at Embry-Riddle...Led the Eagles with 18.8 points and 8.2 rebounds per game in 2016-17...Was also the team's top 3-point shooter with a 42.8 percent (71-of-166) clip...Scored double figures a total of 21 times with a career-best 40 points in the season-finale against Barry University...Averaged 6.1 points and 5.2 rebounds in 26 games and two starts as a freshman...Notched a season-high 13 points against Palm Beach Atlantic and recorded 13 points and 11 rebounds for his first career double-double vs. Saint Leo that year.

Prep: Graduated from Holy Trinity Episcopal Academy...Led Holy Trinity to the FHSAA 4A State Semifinals as a senior, averaging 17.2 points, nine rebounds, three assists and two steals...Helped lead the Tigers to a 26-4 record as a junior.

True big man who also has the ability to shoot and pass from the perimeter... Outstanding student.

Mineral Area College: Played on Mineral Area College teams that ranked 18th and ninth in the nation during his junior college stint...Averaged 5.4 points and 4.1 rebounds, and ranked third on the team with 27 blocks in 29 games last season...Shot 51.9 percent (70-of-135) from the field...Boasted the team's best field goal percentage at 68.8 percent (33-of-48) in 24 games and one start as a freshman in 2015-16...Mineral Area went a combined 53-9 the last two seasons.

CAREER STATS VS. OVC FOES

AUSTIN PEAY

	G-GS	Min	Avg	FG-FGA	Pct	3FG-3FGA	Pct	FT-FTA	Pct	Off	Def	Tot	Avg	PF	FO	A	TO	Blk	Stl	Pts	Avg
Denzel Mahoney	2-2	65	32.5	13-24	.542	3-8	.375	13-19	.684	1	8	9	4.5	6	0	2	3	0	0	42	21.0
Milos Vranes	2-0	37	18.5	5-9	.556	2-5	.400	0-0	.000	5	4	9	4.5	6	0	1	2	0	0	12	6.0
Daniel Simmons	2-0	16	8.0	2-6	.333	0-2	.000	2-2	1.000	1	2	3	1.5	0	0	1	1	0	1	6	3.0
Jonathan Dalton	2-0	27	13.5	1-5	.200	0-0	.000	0-0	.000	1	2	3	1.5	3	0	2	2	0	0	2	1.0

BELMONT

	G-GS	Min	Avg	FG-FGA	Pct	3FG-3FGA	Pct	FT-FTA	Pct	Off	Def	Tot	Avg	PF	FO	A	TO	Blk	Stl	Pts	Avg
Denzel Mahoney	1-1	26	26.0	4-11	.364	3-7	.429	0-1	.000	0	3	3	3.0	4	0	1	3	0	2	11	11.0
Milos Vranes	1-0	17	17.0	2-5	.400	1-3	.333	2-2	1.000	2	1	3	3.0	0	0	1	0	0	1	7	7.0
Daniel Simmons	1-0	4	4.0	0-2	.000	0-1	.000	0-0	.000	0	1	1	1.0	1	0	0	0	0	0	0	0.0
Jonathan Dalton	1-0	8	8.0	0-1	.000	0-0	.000	0-0	.000	0	1	1	1.0	0	0	0	1	0	0	0	0.0

EASTERN ILLINOIS

	G-GS	Min	Avg	FG-FGA	Pct	3FG-3FGA	Pct	FT-FTA	Pct	Off	Def	Tot	Avg	PF	FO	A	TO	Blk	Stl	Pts	Avg
Denzel Mahoney	2-2	59	29.5	10-22	.455	3-6	.500	8-9	.889	4	7	11	5.5	8	0	4	7	0	2	31	15.5
Milos Vranes	2-0	38	19.0	5-8	.625	2-3	.667	0-0	.000	3	4	7	3.5	5	0	1	2	0	0	12	6.0
Daniel Simmons	2-0	29	14.5	4-15	.267	1-4	.250	0-0	.000	1	4	5	2.5	3	0	1	4	1	0	9	4.5
Jonathan Dalton	2-0	18	9.0	1-1	1.000	1-1	1.000	1-2	.500	0	2	2	1.0	3	0	2	4	0	0	4	2.0

Southeast Missouri State REDHAWKS

CAREER STATS VS. OVC FOES

EASTERN KENTUCKY

	G-GS	Min	Avg	FG-FGA	Pct	3FG-3FGA	Pct	FT-FTA	Pct	Off	Def	Tot	Avg	PF	FO	A	TO	Blk	Stl	Pts	Avg
Denzel Mahoney	1-1	32	32.0	6-10	.600	3-6	.500	0-0	.000	0	5	5	5.0	2	0	6	0	0	0	15	15.0
Milos Vranes	1-0	16	16.0	2-3	.667	2-3	.667	1-3	.333	0	3	3	3.0	2	0	0	0	1	1	7	7.0
Jonathan Dalton	1-0	8	8.0	0-0	.000	0-0	.000	0-0	.000	0	0	0	0.0	2	0	1	0	0	0	0	0.0
Daniel Simmons	1-0	7	7.0	0-1	.000	0-1	.000	0-0	.000	0	1	1	1.0	1	0	0	1	0	0	0	0.0

JACKSONVILLE STATE

	G-GS	Min	Avg	FG-FGA	Pct	3FG-3FGA	Pct	FT-FTA	Pct	Off	Def	Tot	Avg	PF	FO	A	TO	Blk	Stl	Pts	Avg
Denzel Mahoney	2-2	67	33.5	12-34	.353	7-15	.467	7-10	.700	6	2	8	4.0	3	0	0	1	0	1	38	19.0
Milos Vranes	2-0	43	21.5	5-8	.625	4-7	.571	2-2	1.000	2	3	5	2.5	4	0	2	0	0	2	16	8.0
Daniel Simmons	2-0	38	19.0	2-7	.286	2-5	.400	0-0	.000	1	5	6	3.0	3	0	2	3	0	1	6	3.0
Jonathan Dalton	2-0	39	19.5	1-2	.500	0-0	.000	2-2	1.000	0	2	2	1.0	2	0	5	1	0	1	4	2.0

MOREHEAD STATE

	G-GS	Min	Avg	FG-FGA	Pct	3FG-3FGA	Pct	FT-FTA	Pct	Off	Def	Tot	Avg	PF	FO	A	TO	Blk	Stl	Pts	Avg
Denzel Mahoney	1-1	24	24.0	4-10	.400	1-5	.200	2-3	.667	1	5	6	6.0	4	0	1	1	0	1	11	11.0
Jonathan Dalton	1-0	18	18.0	1-1	1.000	1-1	1.000	0-0	.000	0	0	0	0.0	0	0	0	0	0	0	3	3.0
Milos Vranes	1-0	11	11.0	1-2	.500	1-2	.500	0-0	.000	0	1	1	1.0	5	1	0	1	0	0	3	3.0
Daniel Simmons	1-0	9	9.0	0-0	.000	0-0	.000	0-1	.000	0	3	3	3.0	2	0	2	0	0	0	0	0.0

MURRAY STATE

	G-GS	Min	Avg	FG-FGA	Pct	3FG-3FGA	Pct	FT-FTA	Pct	Off	Def	Tot	Avg	PF	FO	A	TO	Blk	Stl	Pts	Avg
Denzel Mahoney	2-2	64	32.0	15-26	.577	3-9	.333	4-4	1.000	0	6	6	3.0	4	0	2	2	0	0	37	18.5
Milos Vranes	2-0	35	17.5	4-7	.571	1-4	.250	1-2	.500	0	5	5	2.5	8	1	2	0	0	1	10	5.0
Daniel Simmons	2-0	31	15.5	2-11	.182	1-5	.200	0-0	.000	0	2	2	1.0	1	0	5	2	1	4	5	2.5
Jonathan Dalton	2-0	16	8.0	1-1	1.000	0-0	.000	0-0	.000	0	0	0	0.0	0	0	3	2	0	0	2	1.0

SIU EDWARDSVILLE

	G-GS	Min	Avg	FG-FGA	Pct	3FG-3FGA	Pct	FT-FTA	Pct	Off	Def	Tot	Avg	PF	FO	A	TO	Blk	Stl	Pts	Avg
Denzel Mahoney	2-2	66	33.0	11-21	.524	4-9	.444	14-16	.875	6	8	14	7.0	9	1	1	3	0	3	40	20.0
Daniel Simmons	2-0	49	24.5	5-10	.500	0-2	.000	4-5	.800	1	8	9	4.5	3	0	4	4	0	2	14	7.0
Jonathan Dalton	2-1	37	18.5	2-3	.667	1-2	.500	3-4	.750	0	0	0	0.0	1	0	6	4	0	2	8	4.0
Milos Vranes	2-0	33	16.5	2-7	.286	0-3	.000	3-7	.429	2	2	4	2.0	7	0	3	0	0	1	7	3.5

TENNESSEE STATE

	G-GS	Min	Avg	FG-FGA	Pct	3FG-3FGA	Pct	FT-FTA	Pct	Off	Def	Tot	Avg	PF	FO	A	TO	Blk	Stl	Pts	Avg
Denzel Mahoney	2-2	71	35.5	11-26	.423	5-15	.333	18-19	.947	1	7	8	4.0	5	0	2	4	1	0	45	22.5
Daniel Simmons	2-0	31	15.5	2-10	.200	2-7	.286	2-2	1.000	0	4	4	2.0	1	0	2	1	0	2	8	4.0
Milos Vranes	1-0	16	16.0	1-3	.333	0-1	.000	0-0	.000	1	1	2	2.0	2	0	0	1	0	1	2	2.0
Jonathan Dalton	2-0	24	12.0	0-2	.000	0-2	.000	0-0	.000	0	2	2	1.0	1	0	2	2	0	0	0	0.0

TENNESSEE TECH

	G-GS	Min	Avg	FG-FGA	Pct	3FG-3FGA	Pct	FT-FTA	Pct	Off	Def	Tot	Avg	PF	FO	A	TO	Blk	Stl	Pts	Avg
Denzel Mahoney	1-1	22	22.0	3-4	.750	2-2	1.000	2-2	1.000	1	1	2	2.0	5	1	1	3	0	0	10	10.0
Daniel Simmons	1-0	15	15.0	2-6	.333	1-4	.250	2-2	1.000	0	1	1	1.0	3	0	3	0	0	0	7	7.0
Jonathan Dalton	1-0	11	11.0	2-2	1.000	0-0	.000	0-0	.000	0	0	0	0.0	2	0	0	1	0	2	4	4.0
Milos Vranes	1-0	7	7.0	1-2	.500	0-1	.000	0-0	.000	0	2	2	2.0	2	0	0	0	0	0	2	2.0

UT MARTIN

	G-GS	Min	Avg	FG-FGA	Pct	3FG-3FGA	Pct	FT-FTA	Pct	Off	Def	Tot	Avg	PF	FO	A	TO	Blk	Stl	Pts	Avg
Denzel Mahoney	2-2	63	31.5	9-21	.429	5-12	.417	17-18	.944	6	5	11	5.5	6	0	7	3	1	2	40	20.0
Daniel Simmons	2-0	27	13.5	5-8	.625	5-6	.833	0-0	.000	1	2	3	1.5	2	0	3	1	0	0	15	7.5
Jonathan Dalton	2-0	24	12.0	1-4	.250	1-4	.250	0-0	.000	0	2	2	1.0	4	0	2	1	0	1	3	1.5
Milos Vranes	1-0	7	7.0	0-2	.000	0-1	.000	0-0	.000	0	0	0	0.0	0	0	0	0	0	0	0	0.0



 **YOUR
REDHAWKS**

**YEAR IN
REVIEW**

Southeast Missouri State REDHAWKS

2016-17 STATISTICS

ALL GAMES (15-18; 10-4 HOME; 4-11 AWAY; 1-3 NEUTRAL; 9-7 AND 5TH IN THE OVC/2ND IN OVC WEST)

							TOTAL			3-PTS			REBOUNDS																	
No.	Player	GP	GS	Min	Avg	FG	FGA	Pct	3FG	3FGA	Pct	FT	FTA	Pct	Off	Def	Tot	Avg	PF	FO	A	TO	Blk	Stl	Pts	Avg				
1	Antionius Cleveland	33	33	1086	32.9	208	383	.543	28	73	.384	105	159	.660	28	141	169	5.1	85	3	73	66	30	47	549	16.6				
34	Denzel Mahoney	33	33	976	29.6	152	339	.448	57	151	.377	132	162	.815	47	93	140	4.2	106	5	40	45	4	23	493	14.9				
13	Trey Kellum	28	23	692	24.7	114	214	.533	0	0	.000	95	131	.725	80	98	178	6.4	100	8	15	54	10	22	323	11.5				
2	Tahj Eaddy	30	12	668	22.3	74	199	.372	39	92	.424	37	40	.925	11	57	68	2.3	30	1	68	34	1	24	224	7.5				
12	Jamaal Calvin	31	29	812	26.2	69	180	.383	54	131	.412	23	26	.885	11	68	79	2.5	46	0	68	35	2	44	215	6.9				
0	Dondre Duffus	5	3	103	20.6	13	27	.481	0	1	.000	8	10	.800	2	9	11	2.2	9	0	6	7	2	7	34	6.8				
22	Jaylen Benton	30	21	580	19.3	63	162	.389	22	81	.272	28	34	.824	13	49	62	2.1	73	1	77	41	5	30	176	5.9				
4	Milos Vranes	31	0	568	18.3	63	129	.488	28	76	.368	25	39	.641	30	71	101	3.3	79	3	17	21	2	22	179	5.8				
23	Daniel Simmons	32	0	514	16.1	60	177	.339	28	86	.326	24	37	.649	10	53	63	2.0	38	0	46	43	2	16	172	5.4				
5	Joel Angus III	1	0	9	9.0	1	2	.500	0	0	.000	0	0	.000	0	1	1	1.0	0	0	0	1	0	0	2	2.0				
10	Jonathan Dalton	30	1	388	12.9	20	60	.333	5	21	.238	9	14	.643	6	19	25	0.8	34	0	41	32	0	11	54	1.8				
35	William Tchiengang	18	10	212	11.8	12	16	.750	0	0	.000	7	12	.583	13	33	46	2.6	40	1	0	15	5	1	31	1.7				
11	Eli Sample	16	0	42	2.6	3	8	.375	2	4	.500	0	0	.000	0	0	0	0.0	4	0	3	4	0	1	8	0.5				
TEAM															38	43	81	2.5	0			12			0					
Total.....		33	33	6650	-	852	1896	.449	263	716	.367	493	664	.742	289	735	1024	31.0	644	22	454	410	63	248	2460	74.5				
Opponents.....		33	33	6650	-	857	1794	.478	264	719	.367	486	684	.711	311	851	1162	35.2	601	-	474	518	99	155	2464	74.7				

2016-17 RESULTS

Date	Opponent	Result	Score	Attendance	Team Statistics	SEMO	Opponent
11-11-16	at Illinois	L	62-81	10,790	SCORING.....	2460	2464
11-13-16	HANNIBAL-LAGRANGE	W	86-54	807	Points per game.....	74.5	74.7
11-16-16	at Western Illinois	W	74-71	807	Scoring margin.....	-0.1	-
11-18-16	at Bradley	L	78-84	5,142	FIELD GOALS-ATT.....	852-1896	857-1794
11-22-16	UT RIO GRANDE VALLEY	W	83-72	1,139	Field goal pct.....	.449	.478
11-28-16	at UMKC	L	75-86	976	3 POINT FG-ATT.....	263-716	264-719
12-01-16	CENTRAL ARKANSAS	W	87-63	1,437	3-point FG pct.....	.367	.367
12-04-16	at Indiana	L	55-83	17,222	3-pt FG made per game.....	8.0	8.0
12-07-16	MISSOURI STATE	L	71-79	1,556	FREE THROWS-ATT.....	493-664	486-684
12-10-16	NORTHERN KENTUCKY	L	66-80	1,379	Free throw pct.....	.742	.711
12-17-16	at Missouri State !	L	66-71	2,384	F-Throws made per game.....	14.9	14.7
12-19-16	at DePaul !	L	78-81	4,377	REBOUNDS.....	1024	1162
12-22-16	vs. Chicago State !	L	65-74	2,154	Rebounds per game.....	31.0	35.2
12-23-16	vs. Cornell !	L	62-78	2,270	Rebounding margin.....	-4.2	-
12-29-16	HENDERSON STATE	W	89-75	955	ASSISTS.....	454	474
12-31-16	EASTERN KENTUCKY*	W	81-48	720	Assists per game.....	13.8	14.4
01-05-17	at Tennessee State*	L	62-65	613	TURNOVERS.....	410	518
01-07-17	at Belmont*	L	75-87	2,017	Turnovers per game.....	12.4	15.7
01-10-17	TENNESSEE TECH*	W	83-78	923	Turnover margin.....	+3.3	-
01-14-17	at UT Martin*	L	69-79	2,068	Assist/turnover ratio.....	1.1	0.9
01-19-17	SIUE*	W	79-76	1,372	STEALS.....	248	155
01-21-17	EASTERN ILLINOIS*	W	83-71	1,968	Steals per game.....	7.5	4.7
01-26-17	at Murray State*	W	75-74	3,080	BLOCKS.....	63	99
01-28-17	at Austin Peay*	W	82-71	3,794	Blocks per game.....	1.9	3.0
02-01-17	at Jacksonville State*	L	62-74	1,011	ATTENDANCE.....	27306	63902
02-04-17	MOREHEAD STATE*	L	81-89	2,919	Home games-Avg/Game.....	14-1950	15-3829
02-09-17	at SIUE*	W	71-67	1,161	Neutral site-Avg/Game.....	-	4-1617
02-11-17	at Eastern Illinois*	L	80-86 OT	1,992			
02-18-17	UT Martin*	W	90-61	3,160			
02-23-17	MURRAY STATE*	W	82-69	5,225			
02-25-17	AUSTIN PEAY*	L	79-88	3,746			
03-01-17	vs. Tennessee State #	W	78-75 OT	1,043			
03-02-17	vs. Jacksonville State #	L	51-74	1,001			

* - Ohio Valley Conference Game
Home Games in CAPS
! - Las Vegas Classic
- Ohio Valley Conference Tournament

Score by Periods	1st	2nd	OT	Totals
Southeast Missouri	1128	1309	23	2460
Opponents	1179	1259	26	2464

2016-17 STATISTICS

Southeast Missouri State REDHAWKS

CONFERENCE GAMES (9-7 OVERALL; 6-2 HOME; 3-5 AWAY)

No.	Player	GP	GS	Min	Avg	TOTAL			3-PTS			REBOUNDS								PF	FO	A	TO	Blk	Stl	Pts	Avg
						FG	FGA	Pct	3FG	3FGA	Pct	FT	FTA	Pct	Off	Def	Tot	Avg									
34	Denzel Mahoney	16	16	484	30.3	83	172	.483	32	76	.421	68	83	.819	21	52	73	4.6	52	2	27	28	1	11	266	16.6	
1	Antonius Cleveland	16	16	528	33.0	99	176	.563	13	31	.419	47	70	.671	13	72	85	5.3	46	2	37	38	14	25	258	16.1	
13	Trey Kellum	16	11	378	23.6	61	108	.565	0	0	.000	59	83	.711	43	58	101	6.3	61	5	4	34	4	11	181	11.3	
2	Tahj Eaddy	16	10	433	27.1	54	127	.425	24	57	.421	27	30	.900	5	40	45	2.8	17	1	46	22	1	16	159	9.9	
12	Jamaal Calvin	14	12	369	26.4	34	82	.415	25	62	.403	15	16	.938	4	28	32	2.3	19	0	26	14	0	15	108	7.7	
22	Jaylen Benton	14	9	287	20.5	31	68	.456	10	32	.313	12	15	.800	7	26	33	2.4	36	0	32	22	3	14	84	6.0	
4	Milos Vranes	14	0	229	16.4	26	51	.510	12	30	.400	9	16	.563	13	25	38	2.7	38	2	8	5	1	6	73	5.2	
23	Daniel Simmons	16	0	225	14.1	22	71	.310	10	32	.313	10	12	.833	5	27	32	2.0	19	0	22	15	2	10	64	4.0	
10	Jonathan Dalton	16	1	201	12.6	10	21	.476	4	9	.444	4	6	.667	1	9	10	0.6	17	0	20	18	0	6	28	1.8	
35	William Tchiengang	5	5	63	12.6	4	5	.800	0	0	.000	0	0	.000	3	12	15	3.0	15	1	0	5	2	0	8	1.6	
11	Eli Sample	9	0	28	3.1	2	5	.400	1	2	.500	0	0	.000	0	0	0	0.0	3	0	2	3	0	1	5	0.6	
TEAM															17	20	37	2.3				5			0		
Total.....		16	16	3225	-	426	886	.481	131	331	.396	251	331	.758	132	369	501	31.3	323	13	224	209	28	115	1234	77.1	
Opponents.....		16	16	3225	-	417	898	.464	120	351	.342	229	336	.682	171	382	553	34.6	292	-	229	238	44	70	1183	73.9	

HOME GAMES (10-4 OVERALL; 6-2 OVC)

					TOTAL			3-PTS			REBOUNDS															
No.	Player	GP	GS	Min	Avg	FG	FGA	Pct	3FG	3FGA	Pct	FT	FTA	Pct	Off	Def	Tot	Avg	PF	FO	A	TO	Blk	Stl	Pts	Avg
1	Antonius Cleveland	14	14	443	31.6	94	158	.595	13	36	.361	38	56	.679	15	66	81	5.8	37	1	38	30	16	22	239	17.1
34	Denzel Mahoney	14	14	385	27.5	62	130	.477	23	58	.397	45	56	.804	19	37	56	4.0	46	2	22	18	3	9	192	13.7
13	Trey Kellum	13	11	332	25.5	62	105	.590	0	0	.000	49	71	.690	36	52	88	6.8	40	2	10	24	7	16	173	13.3
2	Tahj Eaddy	12	6	287	23.9	37	81	.457	19	40	.475	22	23	.957	4	20	24	2.0	10	0	36	18	1	9	115	9.6
12	Jamaal Calvin	12	12	332	27.7	34	81	.420	27	61	.443	8	9	.889	5	30	35	2.9	21	0	33	17	2	20	103	8.6
0	Dondre Duffus	2	1	40	20.0	6	11	.545	0	0	.000	4	4	1.000	1	2	3	1.5	1	0	3	2	1	4	16	8.0
22	Jaylen Benton	13	9	270	20.8	34	78	.436	12	38	.316	16	19	.842	8	30	38	2.9	28	0	41	19	3	18	96	7.4
23	Daniel Simmons	13	0	206	15.8	29	73	.397	11	35	.314	13	20	.650	3	20	23	1.8	14	0	25	18	2	5	82	6.3
4	Milos Vranes	13	0	216	16.6	23	46	.500	13	32	.406	15	22	.682	11	29	40	3.1	34	1	9	6	2	8	74	5.7
10	Jonathan Dalton	13	0	182	14.0	12	28	.429	2	8	.250	6	10	.600	5	8	13	1.0	16	0	16	12	0	8	32	2.5
35	William Tchiengang	7	3	73	10.4	4	4	1.000	0	0	.000	2	6	.333	4	15	19	2.7	13	0	0	3	2	1	10	1.4
11	Eli Sample	10	0	34	3.4	3	8	.375	2	4	.500	0	0	.000	0	0	0	0.0	3	0	2	4	0	1	8	0.8
TEAM															18	20	38	2.7				4			0	
Total.....		14	14	2800	-	400	803	.498	122	312	.391	218	296	.736	129	329	458	32.7	263	6	235	175	39	121	1140	81.4
Opponents.....		14	14	2800	-	354	786	.450	108	310	.348	187	267	.700	146	322	468	33.4	257	-	173	225	22	64	1003	71.6

AWAY GAMES (4-11 OVERALL; 3-5 OVC)

		TOTAL					3-PTS			REBOUNDS																	
No.	Player	GP	GS	Min	Avg	FG	FGA	Pct	3FG	3FGA	Pct	FT	FTA	Pct	Off	Def	Tot	Avg	PF	FO	A	TO	Blk	Stl	Pts	Avg	
1	Antonius Cleveland	15	15	511	34.1	95	178	.534	12	27	.444	47	74	.635	12	61	73	4.9	40	2	29	31	11	21	249	16.6	
34	Denzel Mahoney	15	15	450	30.0	69	153	.451	27	68	.397	69	85	.812	20	45	65	4.3	50	2	16	23	0	14	234	15.6	
13	Trey Kellum	13	10	313	24.1	46	95	.484	0	0	.000	41	52	.788	40	40	80	6.2	54	5	2	26	3	6	133	10.2	
4	Milos Vranes	14	0	272	19.4	34	66	.515	13	34	.382	8	13	.615	15	34	49	3.5	35	2	6	13	0	11	89	6.4	
12	Jamaal Calvin	15	13	370	24.7	29	78	.372	22	55	.400	13	15	.867	5	28	33	2.2	22	0	30	11	0	20	93	6.2	
2	Tahj Eaddy	14	4	282	20.1	30	92	.326	15	39	.385	9	11	.818	6	29	35	2.5	14	1	23	13	0	11	84	6.0	
0	Dondre Duffus	3	2	63	21.0	7	16	.438	0	1	.000	4	6	.667	1	7	8	2.7	8	0	3	5	1	3	18	6.0	
23	Daniel Simmons	15	0	256	17.1	25	89	.281	12	42	.286	11	17	.647	7	26	33	2.2	20	0	19	22	0	11	73	4.9	
22	Jaylen Benton	13	10	237	18.2	22	63	.349	6	32	.188	3	5	.600	3	16	19	1.5	33	0	28	15	2	10	53	4.1	
5	Joel Angus III	1	0	9	9.0	1	2	.500	0	0	.000	0	0	.000	0	1	1	1.0	0	0	0	1	0	0	2	2.0	
35	William Tchiengang	9	5	98	10.9	6	10	.600	0	0	.000	4	4	1.000	6	11	17	1.9	23	1	0	9	1	0	16	1.8	
10	Jonathan Dalton	14	1	158	11.3	8	30	.267	3	12	.250	1	2	.500	0	8	8	0.6	16	0	21	19	0	2	20	1.4	
11	Eli Sample	4	0	6	1.5	0	0	.000	0	0	.000	0	0	.000	0	0	0	0.0	1	0	1	0	0	0	0	0.0	
TEAM												18	17	35	2.3			7									
Total.....		15	15	3025	-	372	872	.427	110	310	.355	210	284	.739	133	323	456	30.4	316	13	178	195	18	109	1064	70.9	
Opponents.....		15	15	3025	-	395	787	.502	122	315	.387	248	351	.707	126	405	531	35.4	274	-	239	232	62	75	1160	77.3	

Southeast Missouri State REDHAWKS

2016-17 STATISTICS

NON-CONFERENCE GAMES (6-11 OVERALL; 4-2 HOME; 1-6 AWAY; 1-3 NEUTRAL)

					TOTAL			3-PTS			REBOUNDS																		
No.	Player	GP	GS	Min	Avg	FG	FGA	Pct	3FG	3FGA	Pct	FT	FTA	Pct	Off	Def	Tot	Avg	PF	FO	A	TO	Blk	Stl	Pts	Avg			
1	Antonius Cleveland	17	17	558	32.8	109	207	.527	15	42	.357	58	89	.652	15	69	84	4.9	39	1	36	28	16	22	291	17.1			
34	Denzel Mahoney	17	17	492	28.9	69	167	.413	25	75	.333	64	79	.810	26	41	67	3.9	54	3	13	17	3	12	227	13.4			
13	Trey Kellum	12	12	314	26.2	53	106	.500	0	0	.000	36	48	.750	37	40	77	6.4	39	3	11	20	6	11	142	11.8			
0	Dondre Duffus	5	3	103	20.6	13	27	.481	0	1	.000	8	10	.800	2	9	11	2.2	9	0	6	7	2	7	34	6.8			
23	Daniel Simmons	16	0	289	18.1	38	106	.358	18	54	.333	14	25	.560	5	26	31	1.9	19	0	24	28	0	6	108	6.8			
12	Jamaal Calvin	17	17	443	26.1	35	98	.357	29	69	.420	8	10	.800	7	40	47	2.8	27	0	42	21	2	29	107	6.3			
4	Milos Vranes	17	0	339	19.9	37	78	.474	16	46	.348	16	23	.696	17	46	63	3.7	41	1	9	16	1	16	106	6.2			
22	Jaylen Benton	16	12	293	18.3	32	94	.340	12	49	.245	16	19	.842	6	23	29	1.8	37	1	45	19	2	16	92	5.8			
2	Tahj Eaddy	14	2	235	16.8	20	72	.278	15	35	.429	10	10	1.000	6	17	23	1.6	13	0	22	12	0	8	65	4.6			
5	Joel Angus III	1	0	9	9.0	1	2	.500	0	0	.000	0	0	.000	0	1	1	1.0	0	0	0	1	0	0	2	2.0			
10	Jonathan Dalton	14	0	187	13.4	10	39	.256	1	12	.083	5	8	.625	5	10	15	1.1	17	0	21	14	0	5	26	1.9			
35	William Tchiengang	13	5	149	11.5	8	11	.727	0	0	.000	7	12	.583	10	21	31	2.4	25	0	0	10	3	1	23	1.8			
11	Eli Sample	7	0	14	2.0	1	3	.333	1	2	.500	0	0	.000	0	0	0	0.0	1	0	1	1	0	0	3	0.4			
TEAM															21	23	44	2.6	0										
Total.....		17	17	3425	-	426	1010	.422	132	385	.343	242	333	.727	157	366	523	30.8	321	9	230	201	35	133	1226	72.1			
Opponents.....		17	17	3425	-	440	896	.491	144	368	.391	257	348	.739	140	469	609	35.8	309	-	245	280	55	85	1281	75.4			

GAME-BY-GAME COMPARISON

Game totals are displayed in the format SOUTHEAST MISSOURI/OPPONENT for each category

Opponent	1st	2nd	Score	Mar	Total FG	FG Pct	3-Pointers	3FG Pct	Free Throws	FT Pct	Rebounds (Mar)	Assist	T/Over	Block	Steal	Fouls
Illinois	31/37	31/44	62-81	(19)	25-61/30-53	.410/.566	10-24/11-31	.417/.355	2-5/10-12	.400/.833	22/37 (15)	12/14	13/16	0/5	5/3	18/14
Hannibal-LaGrange	38/31	48/23	86-54	+32	31-64/21-43	.484/.488	5-21/ 9-21	.238/.429	19-22/ 3-8	.864/.375	30/30 -	17/13	8/30	3/1	23/2	17/17
Western Illinois	29/34	45/37	74-71	+3	25-56/25-55	.446/.455	4-10/ 7-18	.400/.389	20-27/14-22	.741/.636	37/30 +7	12/12	15/16	3/4	9/7	19/20
Bradley	35/38	43/46	78-84	(6)	30-61/26-48	.492/.542	5-14/ 7-15	.357/.467	13-22/25-38	.591/.658	23/43 (20)	13/13	5/15	1/5	5/3	29/21
UT Rio Grande Valley	37/32	46/40	83-72	+11	29-61/25-56	.475/.446	9-19/ 9-21	.474/.429	16-22/13-17	.727/.765	40/28 +12	19/13	13/13	1/1	6/5	17/20
UMKC	27/39	48/47	75-86	(11)	24-70/25-46	.343/.543	8-28/12-19	.286/.632	19-23/24-34	.826/.706	38/33 +5	9/18	12/14	5/4	7/4	23/26
Central Arkansas	30/37	57/26	87-63	+24	33-65/24-57	.508/.421	14-34/ 6-20	.412/.300	7-8 / 9-11	.875/.818	38/29 +9	28/11	16/19	4/0	12/10	11/12
Indiana	26/39	29/44	55-83	(28)	20-64/29-56	.313/.518	5-25/ 7-20	.200/.350	10-16/18-24	.625/.750	33/44 (11)	7/16	14/18	1/8	5/10	21/15
Missouri State	26/29	45/50	71-79	(8)	24-62/27-52	.387/.519	8-26/ 5-14	.308/.357	15-23/20-25	.652/.800	29/42 (13)	18/8	6/14	3/4	9/2	19/20
Northern Kentucky	33/45	33/35	66-80	(14)	22-50/25-51	.440/.490	3-13/13-28	.231/.464	19-35/17-24	.543/.708	27/40 (13)	7/14	14/20	3/0	11/6	21/25
Missouri State	23/38	43/33	66-71	(5)	23-64/20-42	.359/.476	7-25/ 9-21	.280/.429	13-14/22-29	.929/.759	31/33 (2)	14/15	15/22	1/7	14/6	25/17
DePaul	38/33	40/48	78-81	(3)	27-53/28-53	.509/.528	13-30/ 9-22	.433/.409	11-13/16-20	.846/.800	24/31 (7)	18/20	13/13	1/0	4/3	20/14
Chicago State	30/36	35/38	65-74	(9)	22-45/28-57	.489/.491	6-17/ 7-20	.353/.350	15-22/11-15	.682/.733	24/35 (11)	9/10	11/10	3/1	2/5	17/20
Cornell	33/39	29/39	62-78	(16)	18-58/29-56	.310/.518	9-27/10-27	.333/.370	17-21/10-13	.810/.769	29/41 (12)	7/19	8/15	0/3	6/3	14/18
Henderson State	46/36	43/39	89-75	+14	33-58/27-63	.569/.429	10-22/ 6-24	.455/.250	13-19/15-18	.684/.833	41/26 +15	15/16	17/9	3/1	5/8	16/18
Eastern Kentucky	30/23	51/25	81-48	+33	29-52/20-51	.558/.392	13-24/ 3-17	.542/.176	10-13/ 5-12	.769/.417	29/31 (2)	17/11	7/13	6/3	6/2	16/10
Tennessee State	29/32	33/33	62-65	(3)	22-52/22-44	.423/.500	4-20/ 3-10	.200/.300	14-21/18-26	.667/.692	31/32 (1)	6/8	15/18	2/2	7/4	23/19
Belmont	36/36	39/51	75-87	(12)	29-58/30-51	.500/.588	8-20/13-28	.400/.464	9-11/14-17	.818/.824	27/27 -	12/22	13/13	1/2	9/6	20/15
Tennessee Tech	46/34	37/44	83-78	+5	26-43/26-59	.605/.441	6-17/ 6-26	.353/.231	25-30/20-32	.833/.625	32/28 +4	15/14	20/11	4/1	4/9	30/24
UT Martin	39/38	30/41	69-79	(10)	21-53/29-48	.396/.604	11-24/ 8-17	.458/.471	16-19/13-18	.842/.722	28/27 +1	12/22	15/14	1/3	6/3	18/16
SIUE	31/34	48/42	79-76	+3	24-47/25-63	.511/.397	4-12/ 9-29	.333/.310	27-36/17-24	.750/.708	28/44 (16)	13/15	13/19	1/0	7/3	24/26
Eastern Illinois	35/28	48/43	83-71	+12	28-58/26-64	.483/.406	9-20/ 5-22	.450/.227	18-26/14-16	.692/.875	39/31 +8	14/9	15/18	4/2	8/2	20/22
Murray State	32/41	43/33	75-74	+1	30-57/29-54	.526/.537	6-20/ 6-17	.300/.353	9-12/10-17	.750/.588	30/28 +2	12/11	14/14	0/1	9/7	15/17
Austin Peay	44/39	38/32	82-71	+11	27-50/24-56	.540/.429	6-14/ 7-26	.429/.269	22-29/16-23	.759/.696	33/30 +3	15/12	12/10	0/2	4/3	19/22
Jacksonville State	32/38	30/36	62-74	(12)	22-57/25-50	.386/.500	11-24/ 7-21	.458/.333	7-11/17-22	.636/.773	24/43 (19)	12/18	10/17	0/9	7/3	21/16
Morehead State	35/42	46/47	81-89	(8)	31-56/35-59	.554/.593	9-21/10-15	.429/.667	10-14/ 9-17	.714/.529	24/32 (8)	14/17	13/11	2/2	4/4	22/16
SIUE	32/32	39/35	71-67	+4	20-46/24-59	.435/.407	4-13/ 4-20	.308/.200	27-36/15-22	.750/.682	30/40 (10)	9/16	13/17	1/3	9/5	21/23
Eastern Illinois	41/42	30/29	80-86	(6)	27-70/29-72	.386/.403	8-19/12-30	.421/.400	18-25/16-27	.720/.593	45/53 (8)	15/22	16/15	1/7	9/8	24/19
UT Martin	49/38	41/23	90-61	+29	32-60/20-53	.533/.377	16-34/ 5-22	.471/.227	10-11/16-26	.909/.615	30/37 (7)	24/9	11/18	1/2	12/2	17/15
Murray State	40/33	42/36	82-69	+13	31-55/25-61	.564/.410	12-24/ 8-26	.500/.308	8-10/11-18	.800/.611	31/35 (4)	23/14	13/15	3/1	6/5	14/13
Austin Peay	40/41	39/47	79-88	(9)	27-72/28-54	.375/.519	4-25/14-25	.160/.560	21-27/18-19	.778/.947	40/35 +5	11/9	9/15	1/4	8/4	19/19
Tennessee State	28/34	36/30	78-75	+3	21-60/24-56	.350/.429	9-28/ 5-20	.321/.250	27-34/22-28	.794/.786	30/49 (19)	13/14	13/27	3/4	7/4	25/27
Jacksonville State	27/31	24/43	51-74	(23)	19-58/27-52	.328/.519	7-22/12-27	.318/.444	6-7 / 8-10	.857/.800	27/38 (11)	12/19	8/9	0/7	3/4	9/5

2016-17 STATISTICS

Southeast Missouri State

REDHAWKS

GAME-BY-GAME STATISTICS

	Score	FG-A	Pct.	3FG-A	Pct.	FT-A	Pct.	OFF	DEF	Total	E	A	TO	B	S
Southeast Missouri	L, 62-81	25-61	.410	10-24	.417	2-5	.400	7	15	22	18	12	13	0	5
Illinois		30-53	.566	11-31	.355	10-12	.833	7	30	37	14	14	16	5	3
Southeast Missouri	W, 86-54	31-64	.484	5-21	.238	19-22	.864	12	18	30	17	17	8	3	23
Hannibal-LaGrange		21-43	.488	9-21	.429	3-8	.375	7	23	30	17	13	30	1	2
Southeast Missouri	W, 74-71	25-56	.446	4-10	.400	20-27	.741	9	28	37	19	12	15	3	9
Western Illinois		25-55	.455	7-18	.389	14-22	.636	6	24	30	20	12	16	4	7
Southeast Missouri	L, 78-84	30-61	.492	5-14	.357	13-22	.591	3	20	23	29	13	5	1	5
Bradley		26-48	.542	7-15	.467	25-38	.658	9	34	43	21	13	15	5	3
Southeast Missouri	W, 83-72	29-61	.475	9-19	.474	16-22	.727	14	26	40	17	19	13	1	6
UT Rio Grande Valley		25-56	.446	9-21	.429	13-17	.765	7	21	28	20	13	13	1	5
Southeast Missouri	L, 75-86	24-70	.343	8-28	.286	19-23	.826	17	21	38	23	9	12	5	7
UMKC		25-46	.543	12-19	.632	24-34	.706	5	28	33	26	18	14	4	4
Southeast Missouri	W, 87-63	33-65	.508	14-34	.412	7-8	.875	12	26	38	11	28	16	4	12
Central Arkansas		24-57	.421	6-20	.300	9-11	.818	8	21	29	12	11	19	0	10
Southeast Missouri	L, 55-83	20-64	.313	5-25	.200	10-16	.625	15	18	33	21	7	14	1	5
Indiana		29-56	.518	7-20	.350	18-24	.750	13	31	44	15	16	18	8	10
Southeast Missouri	L, 71-79	24-62	.387	8-26	.308	15-23	.652	13	16	29	19	18	6	3	9
Missouri State		27-52	.519	5-14	.357	20-25	.800	12	30	42	20	8	14	4	2
Southeast Missouri	L, 66-80	22-50	.440	3-13	.231	19-35	.543	6	21	27	21	7	14	3	11
Northern Kentucky		25-51	.490	13-28	.464	17-24	.708	9	31	40	25	14	20	0	6
Southeast Missouri	L, 66-71	23-64	.359	7-25	.280	13-14	.929	9	22	31	25	14	15	1	14
Missouri State		20-42	.476	9-21	.429	22-29	.759	4	29	33	17	15	22	7	6
Southeast Missouri	L, 78-81	27-53	.509	13-30	.433	11-13	.846	2	22	24	20	18	13	1	4
DePaul		28-53	.528	9-22	.409	16-20	.800	6	25	31	14	20	13	0	3
Southeast Missouri	L, 65-74	22-45	.489	6-17	.353	15-22	.682	6	18	24	17	9	11	3	2
Chicago State		28-57	.491	7-20	.350	11-15	.733	13	22	35	20	10	10	1	5
Southeast Missouri	L, 62-78	18-58	.310	9-27	.333	17-21	.810	5	24	29	14	7	8	0	6
Cornell		29-56	.518	10-27	.370	10-13	.769	5	36	41	18	19	15	3	3
Southeast Missouri	W, 89-75	33-58	.569	10-22	.455	13-19	.684	11	30	41	16	15	17	3	5
Henderson State		27-63	.429	6-24	.250	15-18	.833	8	18	26	18	16	9	1	8
Southeast Missouri	W, 81-48	29-52	.558	13-24	.542	10-13	.769	5	24	29	16	17	7	6	6
Eastern Kentucky		20-51	.392	3-17	.176	5-12	.417	11	20	31	10	11	13	3	2
Southeast Missouri	L, 62-65	22-52	.423	4-20	.200	14-21	.667	7	24	31	23	6	15	2	7
Tennessee State		22-44	.500	3-10	.300	18-26	.692	5	27	32	19	8	18	2	4
Southeast Missouri	L, 75-87	29-58	.500	8-20	.400	9-11	.818	8	19	27	20	12	13	1	9
Belmont		30-51	.588	13-28	.464	14-17	.824	5	22	27	15	22	13	2	6
Southeast Missouri	W, 83-78	26-43	.605	6-17	.353	25-30	.833	3	29	32	30	15	20	4	4
Tennessee Tech		26-59	.441	6-26	.231	20-32	.625	10	18	28	24	14	11	1	9
Southeast Missouri	L, 69-79	21-53	.396	11-24	.458	16-19	.842	9	19	28	18	12	15	1	6
UT Martin		29-48	.604	8-17	.471	13-18	.722	3	24	27	16	22	14	3	3
Southeast Missouri	W, 79-76	24-47	.511	4-12	.333	27-36	.750	5	23	28	24	13	13	1	7
SIUE		25-63	.397	9-29	.310	17-24	.708	20	24	44	26	15	19	0	3
Southeast Missouri	W, 83-71	28-58	.483	9-20	.450	18-26	.692	14	25	39	20	14	15	4	8
Eastern Illinois		26-64	.406	5-22	.227	14-16	.875	11	20	31	22	9	18	2	2
Southeast Missouri	W, 75-74	30-57	.526	6-20	.300	9-12	.750	6	24	30	15	12	14	0	9
Murray State		29-54	.537	6-17	.353	10-17	.588	6	22	28	17	11	14	1	7
Southeast Missouri	W, 82-71	27-50	.540	6-14	.429	22-29	.759	7	26	33	19	15	12	0	4
Austin Peay		24-56	.429	7-26	.269	16-23	.696	9	21	30	22	12	10	2	3
Southeast Missouri	L, 62-74	22-57	.386	11-24	.458	7-11	.636	9	15	24	21	12	10	0	7
Jacksonville State		25-50	.500	7-21	.333	17-22	.773	13	30	43	16	18	17	9	3
Southeast Missouri	L, 81-89	31-56	.554	9-21	.429	10-14	.714	5	19	24	22	14	13	2	4
Morehead State		35-59	.593	10-15	.667	9-17	.529	10	22	32	16	17	11	2	4
Southeast Missouri	W, 71-67	20-46	.435	4-13	.308	27-36	.750	12	18	30	21	9	13	1	9
SIUE		24-59	.407	4-20	.200	15-22	.682	19	21	40	23	16	17	3	5
Southeast Missouri	L, 80-86 OT	27-70	.386	8-19	.421	18-25	.720	13	32	45	24	15	16	1	9
Eastern Illinois		29-72	.403	12-30	.400	16-27	.593	16	37	53	19	22	15	7	8
Southeast Missouri	W, 90-61	32-60	.533	16-34	.471	10-11	.909	7	23	30	17	24	11	1	12
UT Martin		20-53	.377	5-22	.227	16-26	.615	15	22	37	15	9	18	2	2
Southeast Missouri	W, 82-69	31-55	.564	12-24	.500	8-10	.800	5	26	31	14	23	13	3	6
Murray State		25-61	.410	8-26	.308	11-18	.611	15	20	35	13	14	15	1	5
Southeast Missouri	L, 79-88	27-72	.375	4-25	.160	21-27	.778	17	23	40	19	11	9	1	8
Austin Peay		28-54	.519	14-25	.560	18-19	.947	3	32	35	19	9	15	4	4
Southeast Missouri	W, 78-75 OT	21-60	.350	9-28	.321	27-34	.794	8	22	30	25	13	13	3	7
Tennessee State		24-56	.429	5-20	.250	22-28	.786	15	34	49	27	14	27	4	4
Southeast Missouri	L, 51-74	19-58	.328	7-22	.318	6-7	.857	8	19	27	9	12	8	0	3
Jacksonville State		27-52	.519	12-27	.444	8-10	.800	6	32	38	5	19	9	7	4

Southeast Missouri State REDHAWKS

2016-17 STATISTICS

GAME-BY-GAME LEADERS

Opponent	W/L	Score	Points	Rebounds	Assists	Blocks	Steals
Illinois	L	62-81	Vranes - 12	Kellum - 7	Duffus, Eaddy Simmons - 3	-	Vranes - 3
Hannibal-LaGrange	W	86-54	Cleveland - 16	Kellum - 7	Calvin - 5	Kellum, Cleveland, Duffus - 1	Calvin - 6
Western Illinois	W	74-71	Cleveland - 20	Vranes - 7	Dalton, Simmons - 3	Cleveland - 3	Duffus - 3
Bradley	L	78-84	Cleveland, Simmons - 16	Cleveland - 5	Calvin, Dalton - 4	Duffus - 1	Calvin - 4
UT Rio Grande Valley	W	83-72	Cleveland - 21	Cleveland - 10	Simmons - 5	Kellum - 1	Cleveland - 2
UMKC	L	75-86	Mahoney - 20	Kellum - 8	Calvin - 4	Cleveland - 3	Mahoney, Cleveland - 2
Central Arkansas	W	87-63	Kellum - 21	Kellum - 9	Calvin - 9	Kellum, Cleveland - 2	Calvin - 4
Indiana	L	55-83	Mahoney - 16	Kellum - 7	Benton - 3	-	Kellum, Calvin, Benton, Eaddy, Vranes - 1
Missouri State	L	71-79	Cleveland - 20	Kellum - 8	Benton - 6	Kellum, Calvin, Mahoney - 1	Calvin, Benton - 3
Northern Kentucky	L	66-80	Cleveland - 16	Cleveland - 6	Benton - 3	Kellum, Calvin, Cleveland - 1	Cleveland - 3
Missouri State	L	66-71	Cleveland - 23	Cleveland, Tchiengang - 6	Benton - 5	Cleveland - 1	Calvin - 5
DePaul	L	78-81	Cleveland - 28	Vranes - 5	Benton - 6	Cleveland - 1	Cleveland - 2
Chicago State	L	65-74	Cleveland - 26	Calvin, Tchiengang - 6	Cleveland - 3	Tchiengang - 2	Cleveland, Benton - 1
Cornell	L	62-78	Benton - 16	Vranes - 7	Calvin, Benton, Eaddy - 2	-	Vranes - 2
Henderson State	W	89-75	Cleveland, Calvin, Mahoney - 18	Cleveland, Mahoney - 7	Cleveland - 5	Cleveland, Mahoney, Vranes - 1	Cleveland - 2
Eastern Kentucky	W	81-48	Mahoney, Calvin - 15	Tchiengang - 8	Mahoney - 6	Cleveland - 3	Benton - 2
Tennessee State	L	62-65	Cleveland - 15	Kellum - 8	Benton, Mahoney - 2	Kellum - 2	Cleveland - 4
Belmont	L	75-87	Cleveland - 24	Calvin - 5	Calvin, Eaddy - 3	Cleveland - 1	Calvin - 3
Tennessee Tech	W	83-78	Cleveland - 24	Cleveland - 7	Calvin - 6	Benton - 2	Dalton - 2
UT Martin	L	69-79	Mahoney - 23	Kellum - 7	Mahoney - 3	Cleveland - 1	Calvin - 2
SIUE	W	79-76	Mahoney 20	Kellum - 7	Simmons - 4	Benton - 1	Eaddy, Dalton - 2
Eastern Illinois	W	83-71	Cleveland - 18	Kellum - 13	Eaddy, Benton - 3	Cleveland - 2	Benton - 3
Murray State	W	75-74	Mahoney - 23	Cleveland - 11	Cleveland - 4	-	Simmons - 3
Austin Peay	W	82-71	Mahoney - 22	Kellum, Cleveland - 6	Eaddy - 4	-	Calvin - 2
Jacksonville State	L	62-74	Mahoney - 18	Calvin - 5	Dalton - 4	-	Vranes - 2
Morehead State	L	81-89	Eaddy - 22	Kellum, Mahoney - 6	Eaddy - 5	Cleveland - 2	Kellum - 2
SIUE	W	71-67	Mahoney - 20	Mahoney - 8	Dalton, Benton - 3	Cleveland - 1	Mahoney - 3
Eastern Illinois	L	80-86 ^{OT}	Mahoney - 22	Kellum - 13	Cleveland - 5	Kellum - 1	Cleveland, Eaddy - 3
UT Martin	W	90-61	Cleveland - 21	Cleveland, Mahoney - 5	Eaddy - 11	Mahoney - 1	Cleveland, Calvin - 3
Murray State	W	82-69	Mahoney - 14	Cleveland - 11	Cleveland - 7	Cleveland - 2	Kellum - 2
Austin Peay	L	79-88	Kellum, Cleveland, Mahoney - 20	Kellum - 12	Cleveland, Benton - 3	Cleveland - 1	Kellum, Benton - 3
Tennessee State	W	78-75 ^{OT}	Mahoney - 34	Kellum, Cleveland - 6	Benton - 4	Cleveland - 2	Calvin - 3
Jacksonville State	L	51-74	Mahoney - 20	Cleveland - 5	Eaddy - 3	-	Cleveland - 2

Southeast Missouri State

REDHAWKS

2016-17 STATISTICS

GAME-BY-GAME STARTERS

Opponent	W/L	Score	Guard	Guard	Guard	Guard	Forward	First Man Off the Bench
Illinois	L	62-81	Calvin	Cleveland	Mahoney	Benton	Kellum	Eaddy, 9 pts., 2 reb., 3 assists, 16 min.
Hannibal-LaGrange	W	86-54	Calvin	Cleveland	Mahoney	Benton	Kellum	Vranes, 11 pts., 5 reb., 1 assist, 2 steals, 22 min.
Western Illinois	W	74-71	Calvin	Cleveland	Mahoney	Duffus	Kellum	Vranes, 15 pts., 7 reb., 25 min.
Bradley	L	78-84	Calvin	Cleveland	Mahoney	Duffus	Kellum	Dalton, 9 pts., 4 assists, 21 min.
UT Rio Grande Valley	W	83-72	Calvin	Cleveland	Mahoney	Duffus	Kellum	Benton, 6 pts., 2 reb., 15 min.
UMKC	L	75-86	Calvin	Cleveland	Mahoney	Benton	Kellum	Dalton, 1 assist, 6 min.
Central Arkansas	W	87-63	Calvin	Cleveland	Mahoney	Benton	Kellum	Tchiengang, 2 pts., 2 reb., 9 min.
Indiana	L	55-83	Calvin	Cleveland	Mahoney	Benton	Kellum	Vranes, 2 reb., 1 steal, 20 min.
Missouri State	L	71-79	Calvin	Cleveland	Mahoney	Benton	Kellum	Vranes, 6 pts., 4 reb., 19 min.
Northern Kentucky	L	66-80	Calvin	Cleveland	Mahoney	Benton	Kellum	Dalton, 3 reb., 2 assists, 14 min.
Missouri State	L	66-71	Calvin	Cleveland	Mahoney	Benton	Tchiengang	Vranes, 5 pts., 3 reb., 19 min.
DePaul	L	78-81	Calvin	Cleveland	Mahoney	Benton	Tchiengang	Vranes, 5 pts., 17 min.
Chicago State	L	65-74	Calvin	Cleveland	Mahoney	Benton	Tchiengang	Eaddy, 2 assists, 12 min.
Cornell	L	62-78	Calvin	Cleveland	Mahoney	Benton	Tchiengang	Vranes, 10 pts., 7 reb., 31 min.
Henderson State	W	89-75	Calvin	Cleveland	Mahoney	Benton	Tchiengang	Eaddy, 5 pts., 3 assists, 19 min.
Eastern Kentucky	W	81-48	Calvin	Cleveland	Mahoney	Benton	Tchiengang	Vranes, 7 pts., 3 reb., 16 min.
Tennessee State	L	62-65	Calvin	Cleveland	Mahoney	Benton	Tchiengang	Kellum, 9 pts., 8 reb., 2 blocks, 26 min.
Belmont	L	75-87	Calvin	Cleveland	Mahoney	Benton	Tchiengang	Dalton, 1 reb., 8 min.
Tennessee Tech	W	83-78	Calvin	Cleveland	Mahoney	Benton	Tchiengang	Eaddy, 13 pts., 3 reb., 28 min.
UT Martin	L	69-79	Calvin	Cleveland	Mahoney	Benton	Tchiengang	Kellum, 8 pts., 7 reb., 30 min.
SIUE	W	79-76	Eaddy	Cleveland	Mahoney	Benton	Kellum	Vranes, 4 pts., 2 reb., 16 min.
Eastern Illinois	W	83-71	Eaddy	Cleveland	Mahoney	Benton	Kellum	Simmons, 7 pts., 3 reb., 19 min.
Murray State	W	75-74	Eaddy	Cleveland	Mahoney	Benton	Kellum	Calvin, 3 pts., 11 min.
Austin Peay	W	82-71	Eaddy	Cleveland	Mahoney	Benton	Kellum	Dalton, 2 assists, 12 min.
Jacksonville State	L	62-74	Eaddy	Cleveland	Mahoney	Calvin	Kellum	Simmons, 2 reb., 1 steal, 18 min.
Morehead State	L	81-89	Eaddy	Cleveland	Mahoney	Calvin	Kellum	Dalton, 3 pts., 18 min.
SIUE	W	71-67	Dalton	Cleveland	Mahoney	Calvin	Kellum	Simmons, 4 reb., 24 min.
Eastern Illinois	L	80-86 OT	Eaddy	Cleveland	Mahoney	Calvin	Kellum	Vranes, 4 pts., 5 reb., 17 min.
UT Martin	W	90-61	Eaddy	Cleveland	Mahoney	Calvin	Kellum	Benton, 11 pts., 2 reb., 2 steals, 21 min.
Murray State	W	82-69	Eaddy	Cleveland	Mahoney	Calvin	Kellum	Simmons, 3 pts., 15 min.
Austin Peay	L	79-88	Eaddy	Cleveland	Mahoney	Calvin	Kellum	Dalton, 2 pts., 2 reb., 15 min.
Tennessee State	W	78-75 OT	Eaddy	Cleveland	Mahoney	Calvin	Kellum	Vranes, 2 pts., 2 reb., 16 min.
Jacksonville State	L	51-74	Eaddy	Cleveland	Mahoney	Calvin	Kellum	Vranes, 3 pts., 1 reb., 15 min.

STARTING LINEUP COMBINATIONS

Record	Guard	Guard	Guard	Guard	Forward
2-5	Calvin	Cleveland	Mahoney	Benton	Kellum
2-1	Calvin	Cleveland	Mahoney	Duffus	Kellum
3-7	Calvin	Cleveland	Mahoney	Benton	Tchiengang
4-0	Eaddy	Cleveland	Mahoney	Benton	Kellum
3-5	Eaddy	Cleveland	Mahoney	Calvin	Kellum
1-0	Dalton	Cleveland	Mahoney	Calvin	Kellum

Southeast Missouri State REDHAWKS

BOX SCORES

GAME #1 - Illinois 81, Southeast Missouri 62 November 11, 2016 • Assembly Hall • Champaign, Ill.

SEMO (0-1)	FG	3P	FT	O/D	REB	E	PTS	A	TO	B	S	M
Trey Kellum, f	2-8	0-0	2-2	4/3	7	2	6	0	1	0	0	28
Antoniuss Cleveland, g	4-9	2-2	0-0	0/3	3	1	10	1	1	0	0	22
Jamaal Calvin, g	1-2	1-2	0-0	1/0	1	0	3	0	1	0	0	15
Jaylen Benton, g	2-6	1-5	0-0	0/0	0	1	5	1	0	0	0	16
Denzel Mahoney, g	2-7	0-3	0-2	0/1	1	3	4	0	0	0	0	20
Dondre Duffus	1-4	0-1	0-0	0/1	1	2	2	3	3	0	0	20
Tahj Eaddy	3-5	3-4	0-0	1/1	2	1	9	3	0	0	1	16
Milos Vranes	5-6	2-3	0-0	0/2	2	4	12	0	3	0	3	17
Joel Angus III	1-2	0-0	0-0	0/1	1	0	2	0	1	0	0	9
Jonathan Dalton	1-2	0-0	0-0	0/0	0	2	2	1	0	0	0	9
Daniel Simmons	3-10	1-4	0-1	1/2	3	2	7	3	1	0	1	28
TEAM				0/1	1				2			
Totals.....	25-61	10-24	2-5	7/15	22	18	62	12	13	0	5	200
ILLINOIS (1-0)	FG	3P	FT	O/D	REB	E	PTS	A	TO	B	S	M
Michael Finke, f	4-6	3-5	1-2	2/5	7	2	12	0	1	0	0	24
Maverick Morgan, c	8-8	0-0	0-0	1/2	3	3	16	0	3	2	0	24
Tracy Abrams, g	4-5	3-4	2-2	0/2	2	2	13	3	2	0	1	27
Malcolm Hill, g	6-11	2-6	7-7	1/7	8	2	21	4	1	0	1	33
Aaron Jordan, g	0-2	0-2	0-0	0/2	2	2	0	0	0	0	0	9
D.J. Williams	3-6	0-1	0-0	1/3	4	0	6	1	0	1	0	18
Jaylon Tate	1-4	0-3	0-0	0/1	1	1	2	6	3	0	1	25
TeJon Lucas	0-0	0-0	0-0	0/0	0	0	0	0	0	0	0	0+
Jalen Coleman-Lands	3-10	3-10	0-0	0/1	1	1	9	0	2	0	0	24
Mike Thorne Jr.	1-1	0-0	0-1	0/5	5	1	2	0	3	2	0	16
Clayton Jones	0-0	0-0	0-0	0/0	0	0	0	0	0	0	0	0+
Alex Austin	0-0	0-0	0-0	0/1	1	0	0	0	0	0	0	0+
TEAM				2/1	3				1			
Totals.....	30-53	11-31	10-12	7/30	37	14	81	14	16	5	3	200
By Periods	1	2	Final									
Southeast Missouri	31	31	62									
Illinois	37	44	81									
FG Percentage: SEMO 41.0, IL 56.6 3-Point FG Percentage: SEMO 41.7, IL 35.5 FT Percentage: SEMO 40.0, IL 83.3 Attendance: 10,790												

GAME #2 - Southeast Missouri 86, Hannibal-LaGrange 54 November 13, 2016 • Show Me Center • Cape Girardeau, Mo.

HLG	FG	3P	FT	O/D	REB	E	PTS	A	TO	B	S	M
Greg Nicoll, f	2-2	1-1	0-0	0/2	2	3	5	0	2	0	0	14
Tyler Hill, f	0-3	0-1	0-0	1/2	3	1	0	1	1	0	0	13
Demetrius Early, g	3-5	3-4	1-3	0/3	3	2	10	3	7	0	1	30
D'Avonte Garland, g	2-4	0-2	0-1	0/1	1	3	4	2	2	0	0	28
Tim Pace, g	8-10	3-5	0-0	1/6	7	3	19	1	3	1	0	30
Adam Ingle	0-1	0-1	0-0	1/0	1	0	0	2	3	0	0	12
Jordan Hickman	1-1	0-0	0-0	1/2	3	2	2	0	3	0	1	18
DeShawn Terrell	1-3	1-2	2-4	0/1	1	1	5	3	5	0	0	20
Reed Plunkett	0-1	0-1	0-0	0/0	0	0	0	0	0	0	0	2
Trevor Ison	2-9	0-3	0-0	2/1	3	0	4	1	1	0	0	15
Grant Rackers	0-0	0-0	0-0	0/0	0	0	0	0	0	0	0	2
Clay Thebeau	1-1	0-0	0-0	0/0	0	1	2	0	1	0	0	2
Izack Hively	1-3	1-1	0-0	1/1	2	1	3	0	1	0	0	14
TEAM				0/4	4				1			
Totals.....	21-43	9-21	3-8	7/23	30	17	54	13	30	1	2	200
SEMO (1-1)	FG	3P	FT	O/D	REB	E	PTS	A	TO	B	S	M
Trey Kellum, f	4-8	0-0	3-3	5/2	7	3	11	0	2	1	1	25
Antoniuss Cleveland, g	7-12	0-2	2-3	0/2	2	1	16	2	1	1	3	27
Jamaal Calvin, g	1-4	1-3	0-0	0/4	4	3	3	5	0	0	6	19
Jaylen Benton, g	1-4	0-2	2-2	0/1	1	4	2	1	0	3	13	
Denzel Mahoney, g	4-6	1-2	4-4	2/3	5	4	13	0	1	0	2	26
Dondre Duffus	5-7	0-0	2-2	1/1	2	1	12	3	0	1	4	21
Tahj Eaddy	2-6	2-4	0-0	0/0	0	1	6	2	1	0	1	12
Milos Vranes	3-6	1-4	4-4	2/3	5	1	11	1	0	0	2	22
Jonathan Dalton	2-3	0-1	1-2	0/0	0	2	5	1	2	0	1	12
Eli Sample	0-1	0-0	0-0	0/0	0	0	0	0	0	0	0	4
Daniel Simmons	2-7	0-3	1-2	0/2	2	0	5	1	0	0	0	19
TEAM				2/0	2							
Totals.....	31-64	5-21	19-22	12/18	30	17	86	17	8	3	23	200
By Periods	1	2	Final									
Hannibal-LaGrange	31	23	54									
Southeast Missouri	38	48	86									
FG Percentage: HLG 48.8, SEMO 48.4 3-Point FG Percentage: HLG 42.9, SEMO 23.8 FT Percentage: HLG 37.5, SEMO 86.4 Attendance: 807												

GAME #3 - Southeast Missouri 74, Western Illinois 71 November 16, 2016 • Western Hall • Macomb, Ill.

SEMO (2-1)	FG	3P	FT	O/D	REB	E	PTS	A	TO	B	S	M
Trey Kellum, f	5-10	0-0	3-4	3/3	6	5	13	1	3	0	1	25
Dondre Duffus, g	1-5	0-0	4-6	1/3	4	3	6	0	2	0	3	21
Antoniuss Cleveland, g	8-11	0-1	4-5	0/6	6	0	20	2	3	3	1	33
Jamaal Calvin, g	2-5	0-1	0-0	0/3	3	2	4	2	0	0	0	27
Denzel Mahoney, g	2-5	1-2	5-6	0/4	4	2	10	0	2	0	2	24
Tahj Eaddy	0-1	0-0	0-0	0/0	0	0	0	1	1	0	0	5
Milos Vranes	6-9	3-4	0-0	3/4	7	4	15	0	0	0	0	25
Jonathan Dalton	0-2	0-1	0-0	0/1	1	0	0	3	2	0	0	13
Jaylen Benton	0-1	0-0	0-0	0/0	0	0	0	0	0	0	0	3
Daniel Simmons	1-7	0-1	4-6	1/2	3	1	6	3	2	0	2	20
William Tchiengang	0-0	0-0	0-0	0/0	0	2	0	0	0	0	0	4
TEAM				1/2	3							
Totals.....	25-56	4-10	20-27	9/28	37	19	74	12	15	3	9	200
WIU (1-2)	FG	3P	FT	O/D	REB	E	PTS	A	TO	B	S	M
Dalan Ancrum, f	4-12	0-3	2-4	2/7	9	2	10	1	3	1	3	31
Brandon Gilbeck, c	0-3	0-0	2-2	1/1	2	5	2	0	0	3	0	12
Jabari Sandifer, g	5-10	1-3	8-11	1/4	5	5	19	3	2	0	1	34
Garret Covington, g	6-13	5-10	2-5	0/7	7	2	19	2	6	0	1	39
C.J. Duff, g	2-4	1-2	0-0	1/1	2	1	5	3	1	0	1	31
Delo Bruster	2-5	0-0	0-0	1/1	2	0	4	1	0	0	0	12
Lynrick Moxey	3-3	0-0	0-0	0/0	0	3	6	1	1	0	1	14
Jalen Morgan	0-0	0-0	0-0	0/0	0	0	0	0	2	0	0	3
James Claar	2-3	0-0	0-0	0/1	1	2	4	0	1	0	0	16
Jeremiah Usiosefe	0-0	0-0	0-0	0/0	0	0	0	0	0	0	0	1
Chris Snyder	1-2	0-0	0-0	0/1	1	0	2	1	0	0	0	7
TEAM				0/1	1							
Totals.....	25-55	7-18	14-22	6/24	30	20	71	12	16	4	7	200
By Periods	1	2	Final									
Southeast Missouri	29	45	74									
Western Illinois	34	37	71									
FG Percentage: SEMO 44.6, WIU 45.5 3-Point FG Percentage: SEMO 40.0, WIU 38.9 FT Percentage: SEMO 74.1, WIU 63.6 Attendance: 807												

GAME #4 - Bradley 84, Southeast Missouri 78 November 18, 2016 • Carver Arena • Peoria, Ill.

SEMO (2-2)	FG	3P	FT	O/D	REB	F	PTS	A	TO	B	S	M
Trey Kellum, f	4-9	0-0	2-2	1/3	4	5	10	0	0	0	1	24
Dondre Duffus, g	5-7	0-0	0-0	0/3	3	3	10	0	0	1	0	22
Antoniuss Cleveland, g	7-11	0-0	2-8	2/3	5	4	16	2	1	0	0	37
Jamaal Calvin, g	1-6	1-3	0-0	0/2	2	3	3	4	0	0	4	18
Denzel Mahoney, g	2-6	0-2	4-4	0/3	3	5	8	0	0	0	0	26
Milos Vranes	2-3	0-1	0-1	0/4	4	2	4	2	0	0	0	20
Jonathan Dalton	4-10	1-4	0-0	0/0	0	4	9	4	1	0	0	21
Daniel Simmons	5-9	3-4	3-5	0/2	2	1	16	1	3	0	0	23
William Tchiengang	0-0	0-0	2-2	0/0	0	2	2	0	0	0	0	9
Totals.....	30-61	5-14	13-22	3/20	23	29	78	13	5	1	5	200
BU (2-1)	FG	3P	FT	O/D	REB	F	PTS	A	TO	B	S	M
Luuk van Bree, f	1-2	0-0	1-3	0/4	4	5	3	3	1	0	1	19
JoJo McGlaston, f	7-10	3-4	2-2	1/4	5	0	19	1	1	0	0	33
Koch Bar, c	3-6	0-0	1-2	2/7	9	4	7	0	3	3	0	20
Antoine Pittman, g	3-4	2-3	0-0	0/2	2	3	8	1	1	0	1	20
Darrell Brown, g	3-6	2-3	7-10	0/4	4	0	15	5	4	0	0	33
Donte Thomas	3-4	0-1	1-3	2/3	5	2	7	2	1	1	0	23
Ronnie Suggs	1-3	0-1	3-4	0/0	0	2	5	0	1	0	0	8
D. Lautier-Ogunleye	3-10	0-2	10-14	2/4	6	2	16	1	1	0	1	25
Alex Foster	2-2	0-0	0-0	1/2	3	1	4	0	1	1	0	10
Jayden Hodgson	0-1	0-1	0-0	0/2	2	2	0	0	1	0	0	9
TEAM				1/2	3							
Totals.....	26-48	7-15	25-38	9/34	43	21	84	13	15	5	3	200
By Periods	1	2	Final									
Southeast Missouri	35	43	78									
Bradley	38	46	84									

FG Percentage: SEMO 49.2, BU 54.2 3-Point FG Percentage: SEMO 35.7, 46.7
FT Percentage: SEMO 59.1, 65.8 Attendance: 5,142

Southeast Missouri State REDHAWKS

BOX SCORES

GAME #5 - Southeast Missouri 83, UT Rio Grande Valley 72 November 22, 2016 • Show Me Center • Cape Girardeau, Mo.

UTRGV (0-5)	FG	3P	FT	Q/D	REB	E	PTS	A	TO	B	S	M
Mike Hoffman, f	6-11	3-4	2-2	1/6	7	2	17	0	0	1	2	33
Gage Loy, f	1-4	0-1	2-2	2/2	4	2	4	0	0	0	0	16
Nick Dixon, g	2-2	1-1	0-0	0/1	1	2	5	0	4	0	0	14
Lew Stallworth, g	7-11	2-3	7-9	0/4	4	1	23	6	5	0	0	36
Antonio Green, g	6-16	2-8	1-1	1/1	2	2	15	3	2	0	1	30
Mike Nwabuzor	0-1	0-1	0-0	0/0	0	0	0	0	0	0	0	3
Walter Jones	0-2	0-0	0-0	0/1	1	3	0	0	0	0	1	22
Lesley Varner Jr.	1-3	0-1	0-0	0/4	4	5	2	1	0	0	0	14
Nick Mora	0-0	0-0	0-0	0/0	0	0	0	0	0	0	0	1
Moe McDonald	0-0	0-0	1-2	0/0	0	1	1	3	0	0	0	8
Xavier McDaniel Jr.	2-4	1-2	0-1	2/1	3	2	5	0	2	0	1	18
Adonis Rwigigwi	0-2	0-0	0-0	1/1	2	0	0	0	0	0	0	5
Totals.....	25-56	9-21	13-17	7/21	28	20	72	13	13	1	5	200
SEMO (3-2)	FG	3P	FT	Q/D	REB	E	PTS	A	TO	B	S	M
Trey Kellum, f	6-8	0-0	3-5	3/5	8	2	15	2	2	1	1	32
Denzel Mahoney, f	2-7	1-3	2-2	0/1	1	5	7	1	0	0	1	23
Dondre Duffus, g	1-4	0-0	2-2	0/1	1	0	4	0	2	0	0	19
Antoniuss Cleveland, g	8-15	0-2	5-7	4/6	10	3	21	4	1	0	2	27
Jamaal Calvin, g	5-7	4-5	0-0	1/3	4	1	14	1	3	0	0	20
Milos Vranes	1-3	1-2	0-0	1/3	4	2	3	1	2	0	0	19
Jonathan Dalton	0-4	0-2	1-2	2/2	4	0	1	3	1	0	1	21
Jaylen Benton	2-4	2-3	0-0	0/2	2	3	6	2	0	0	0	15
Daniel Simmons	2-7	1-2	3-4	1/1	2	1	8	5	1	0	1	18
William Tchiengang	2-2	0-0	0-0	1/0	1	0	4	0	0	0	0	6
TEAM				1/2	3			1				
Totals.....	29-61	9-19	16-22	14/26	40	17	83	19	13	1	6	200
By Periods	1	2	Final									
UT Rio Grande Valley	32	40	72									
Southeast Missouri	37	46	83									
FG Percentage: UTRGV 44.6, SEMO 47.5 3-Point FG Percentage: UTRGV 42.9, SEMO 47.4												
FT Percentage: UTRGV 76.5, SEMO 72.7 Attendance: 1,139												

GAME #6 - UMKC 86, Southeast Missouri 75 November 28, 2016 • Municipal Auditorium • Kansas City, Mo.

SEMO (3-3)	FG	3P	FT	Q/D	REB	E	PTS	A	TO	B	S	M
Trey Kellum, f	3-7	0-0	8-9	5/3	8	4	14	0	1	0	1	25
Denzel Mahoney, f	8-14	3-7	1-2	3/2	5	3	20	1	1	0	2	28
Antoniuss Cleveland, g	4-11	1-2	7-8	1/4	5	4	16	2	1	3	2	37
Jamaal Calvin, g	1-7	1-5	2-2	0/2	2	1	5	4	2	0	0	30
Jaylen Benton, g	2-9	1-6	1-1	1/4	5	3	6	1	0	2	1	19
Tahj Eaddy	1-5	0-0	0-0	0/0	0	0	2	0	1	0	0	11
Milos Vranes	4-9	2-5	0-0	2/3	5	2	10	0	1	0	1	24
Jonathan Dalton	0-3	0-1	0-0	0/0	0	2	0	1	0	0	0	6
Daniel Simmons	1-4	0-2	0-1	0/1	1	3	2	0	4	0	0	14
William Tchiengang	0-1	0-0	0-0	2/1	3	1	0	0	0	0	0	6
TEAM				3/1	4			1				
Totals.....	24-70	8-28	19-23	17/21	38	23	75	9	12	5	7	200
UMKC (5-2)	FG	3P	FT	Q/D	REB	E	PTS	A	TO	B	S	M
Kyle Steward, f	5-6	2-3	1-4	1/5	6	4	13	1	1	1	0	22
Darnell Tillman, f	2-3	0-0	1-3	0/4	4	2	5	1	0	0	1	15
Dashawn King, g	0-4	0-1	0-0	0/4	4	3	0	2	1	2	0	13
LaVell Boyd, g	5-12	2-4	12-12	0/2	2	3	24	7	4	0	1	31
Broderick Robinson, g	5-7	3-3	2-4	1/4	5	3	15	1	1	0	0	23
Xavier Bishop	0-2	0-0	2-3	0/0	0	2	2	4	1	0	0	16
Isaiah Ross	2-4	2-4	0-0	0/2	2	2	6	1	0	0	1	23
Jordan Giles	1-1	0-0	2-2	0/2	2	1	4	0	2	0	0	16
Grant Leach	2-2	1-1	1-2	0/0	0	1	6	0	0	0	0	5
Duane Clark	0-0	0-0	3-4	0/1	1	0	3	1	1	0	0	11
Broderick Newbill	2-4	1-2	0-0	0/2	2	4	5	0	1	1	1	18
Aleer Leek	1-1	1-1	0-0	0/0	0	1	3	0	1	0	0	7
TEAM				3/2	5			1				
Totals.....	25-46	12-19	24-34	5/28	33	26	86	18	14	4	4	200
By Periods	1	2	Final									
Southeast Missouri	27	48	75									
UMKC	39	47	86									
FG Percentage: SEMO 34.3, UMKC 54.3 3-Point FG Percentage: SEMO 28.6, UMKC 63.2												
FT Percentage: SEMO 82.6, UMKC 70.6 Attendance: 976												

GAME #7 - Southeast Missouri 87, Central Arkansas 63 December 1, 2016 • Show Me Center • Cape Girardeau, Mo.

UCA (1-6)	FG	3P	FT	Q/D	REB	E	PTS	A	TO	B	S	M
A. Christensson, f	0-1	0-0	1-2	0/1	1	4	1	0	1	0	1	13
Jordan Howard, g	6-12	2-6	1-1	0/5	5	0	15	1	1	0	1	31
Mathieu Kamba, g	5-9	1-1	0-1	2/1	3	0	11	3	3	0	0	28
Thatch Unruh, g	1-4	1-4	0-0	0/1	1	2	3	1	0	0	1	19
Derreck Brooks, g	4-13	1-5	2-2	3/4	7	0	11	1	6	0	2	32
Ethan Lee	0-0	0-0	0-0	0/0	0	1	0	1	0	0	1	9
Jeff Lowery	2-7	0-1	0-0	0/0	0	2	4	0	3	0	1	18
Daraja Parnell	3-6	0-1	5-5	2/0	2	1	11	3	2	0	3	19
Otas Yekekpolol	2-2	0-0	0-0	0/1	1	0	4	0	0	0	0	6
Tanner Schmit	0-1	0-0	0-0	0/2	2	2	0	1	2	0	0	11
Aaron Weidenaar	1-2	1-2	0-0	0/4	4	0	3	0	1	0	0	12
Jordan Grant	0-0	0-0	0-0	0/0	0	0	0	0	0	0	0	2
TEAM				1/2	3							
Totals.....	24-57	6-20	9-11	8/21	29	12	63	11	19	0	10	200
SEMO (4-3)	FG	3P	FT	Q/D	REB	E	PTS	A	TO	B	S	M
Trey Kellum, f	10-14	0-0	1-2	3/6	9	0	21	1	2	2	3	31
Antoniuss Cleveland, g	3-9	1-4	6-6	0/8	8	2	13	4	3	2	1	32
Jamaal Calvin, g	2-6	2-5	0-0	1/2	3	2	6	9	0	4	0	20
Jaylen Benton, g	5-8	3-6	0-0	1/1	2	0	13	5	2	0	0	22
Denzel Mahoney, g	5-10	2-5	0-0	3/2	5	1	12	3	0	0	0	27
Tahj Eaddy	3-6	3-4	0-0	3/2	5	0	9	1	3	0	1	21
Milos Vranes	1-3	1-3	0-0	0/1	1	2	3	0	2	0	3	13
Eli Sample	1-1	1-1	0-0	0/0	0	0	3	1	0	0	0	3
Daniel Simmons	2-7	1-6	0-0	0/1	1	2	5	4	2	0	0	22
William Tchiengang	1-1	0-0	0-0	0/2	2	2	2	0	1	0	0	9
TEAM				1/1	2			1				
Totals.....	33-65	14-34	7-8	12/26	38	11	87	28	16	4	12	200
By Periods	1	2	Final									
Central Arkansas	37	26	63									
Southeast Missouri	30	57	87									
FG Percentage: UCA 42.1, SEMO 50.8 3-Point FG Percentage: UCA 30.0, SEMO 41.2												
FT Percentage: UCA 81.8, SEMO 87.5 Attendance: 1,437												

GAME #8 - Indiana 83, Southeast Missouri 55 December 4, 2016 • Assembly Hall • Bloomington, Ind.

SEMO (4-4)	FG	3P	FT	O/D	REB	F	PTS	A	TO	B	S	M
Trey Kellum, f	3-9	0-0	1-2	4/3	7	4	7	0	3	0	1	28
Antoniuss Cleveland, g	6-13	0-1	1-3	2/3	5	2	13	0	1	0	0	31
Jamaal Calvin, g	1-4	1-3	0-0	0/1	1	2	3	2	0	0	1	24
Jaylen Benton, g	3-9	1-6	0-1	0/2	2	4	7	3	0	0	1	24
Denzel Mahoney, g	4-9	2-6	6-8	2/1	3	3	16	0	0	0	0	20
Tahj Eaddy	1-6	1-3	2-2	1/3	4	0	5	0	1	0	1	16
Milos Vranes	0-4	0-4	0-0	0/2	2	1	0	0	2	0	1	20
Jonathan Dalton	0-3	0-0	0-0	0/0	0	1	0	0	1	0	0	7
Eli Sample	0-0	0-0	0-0	0/0	0	0	0	0	0	0	0	3
Daniel Simmons	1-6	0-2	0-0	2/1	3	1	2	2	3	0	0	15
William Tchiengang	1-1	0-0	0-0	1/1	2	3	2	0	3	1	0	12
TEAM				3/1	4							
Totals.....	20-64	5-25	10-16	15/18	33	21	55	7	14	1	5	200
IU (7-1)	FG	3P	FT	O/D	REB	F	PTS	A	TO	B	S	M
Juwan Morgan, f	4-4	1-1	2-3	2/1	3	3	11	1	2	1	1	22
Thomas Bryant, c	1-2	0-1	5-6	3/7	10	1	7	3	2	4	3	30
James Blackmon, g	5-11	1-6	0-0	1/6	7	0	11	0	2	0	1	25
Josh Newkirk, g	2-8	0-3	4-6	0/4	4	2	8	8	3	0	1	31
Robert Johnson, g	7-13	3-6	0-0	0/7	7	1	17	2	2	0	0	30
Curtis Jones	3-4	1-2	1-1	1/1	2	1	8	0	2	0	2	13
Devonte Green	1-4	1-1	2-2	0/0	0	0	5	1	0	0	0	11
Zach McRoberts	0-0	0-0	0-0	0/2	2	0	0	1	0	0	1	9
DeRon Davis	5-8	0-0	4-6	5/0	5	4	14	0	1	2	1	16
Freddie McSwain Jr.	1-1	0-0	0-0	0/2	2	2	2	0	1	1	0	9
Grant Gelon	0-0	0-0	0-0	0/0	0	1	0	0	0	0	0	2
Tim Prillier	0-1	0-0	0-0	0/0	0	0	0	0	0	0	0	2
TEAM				1/1	2				3			
Totals.....	29-56	7-20	18-24	13/31	44	15	83	16	18	8	10	200
By Periods	1	2	Final									
Southeast Missouri	26	29	55									
Indiana	39	44	83									
FG Percentage: SEMO 31.3, IU 51.8 3-Point FG Percentage: SEMO 20.0, IU 35.0												
FT Percentage: SEMO 62.5, IU 75.0 Attendance: 17,222												

Southeast Missouri State REDHAWKS

BOX SCORES

GAME #9 - Missouri State 79, Southeast Missouri 71 December 7, 2016 • Show Me Center • Cape Girardeau, Mo.

MSU (5-2)	FG	3P	FT	O/D	REB	F	PTS	A	TO	B	S	M
Jordan Martin, f	2-4	0-0	0-0	2/1	3	5	4	0	1	0	0	13
Jarrid Rhodes, f	4-10	0-3	2-2	1/2	3	1	10	3	1	0	0	32
Alize Johnson, f	7-10	1-1	3-4	5/8	13	3	18	0	5	0	0	28
Dequan Miller, g	5-11	0-2	7-10	1/5	6	1	17	3	3	0	1	35
Ryan Kreklow, g	2-4	1-2	0-0	0/1	1	0	5	0	1	0	0	11
Robin Thompson	0-1	0-0	0-0	0/0	0	1	0	0	0	0	0	3
Jarred Dixon	1-2	0-0	1-2	1/0	1	2	3	0	1	0	1	11
Austin Ruder	4-6	3-4	5-5	0/2	2	2	16	0	0	0	0	27
Chris Kendrick	1-3	0-2	0-0	0/5	5	1	2	2	2	3	0	19
Tyler McCullough	1-1	0-0	2-2	0/5	5	4	4	0	0	1	0	21
TEAM				2/1	3							
Totals	27-52	5-14	20-25	12/30	42	20	79	8	14	4	2	200
SEMO (4-5)	FG	3P	FT	O/D	REB	F	PTS	A	TO	B	S	M
Trey Kellum, f	5-12	0-0	3-5	4/4	8	4	13	3	2	1	0	26
Antionius Cleveland, g	8-10	3-5	1-2	1/3	4	2	20	2	2	0	1	35
Jamaal Calvin, g	2-9	1-6	0-0	0/3	3	3	5	3	0	1	3	31
Jaylen Benton, g	2-11	0-4	1-2	1/2	3	3	5	6	1	0	3	24
Denzel Mahoney, g	3-9	2-5	6-8	2/2	4	3	14	2	1	1	1	33
Tahj Eaddy	1-4	0-1	2-2	0/0	0	1	4	1	0	0	0	15
Milos Vranes	2-4	1-3	1-2	2/2	4	2	6	0	0	0	0	19
Jonathan Dalton	0-1	0-0	0-0	1/0	1	1	0	0	0	0	0	7
Daniel Simmons	1-2	1-2	0-0	0/0	0	0	3	1	0	0	0	7
William Tchiengang	0-0	0-0	1-2	0/0	0	0	1	0	0	0	1	3
TEAM				2/0	2							
Totals	24-62	8-26	15-23	13/16	29	19	71	18	6	3	9	200
By Periods	1	2	Final									
Missouri State	29	50	79									
Southeast Missouri	26	45	71									

FG Percentage: MSU 51.9, SEMO 38.7 3-Point FG Percentage: MSU 35.7, SEMO 30.8
FT Percentage: MSU 80.0, SEMO 65.2 Attendance: 1,556

GAME #10 - Northern Kentucky 80, Southeast Missouri 66 December 10, 2016 • Show Me Center • Cape Girardeau, Mo.

NKU (7-3)	FG	3P	FT	O/D	REB	F	PTS	A	TO	B	S	M
Jeff Garrett, f	3-3	0-0	2-2	1/4	5	4	8	1	3	0	0	20
Carson Williams, f	3-7	0-1	2-4	0/0	0	1	8	0	0	0	1	21
Drew McDonald, f	1-2	0-1	0-0	0/5	5	4	2	3	1	0	1	27
Cole Murray, g	8-11	8-11	2-2	0/3	3	5	26	2	1	0	2	32
Lavone Holland, g	5-12	3-7	6-10	1/2	3	0	19	3	6	0	0	33
Jordan Garnett	0-2	0-1	0-0	2/1	3	4	0	1	3	0	1	16
Brandon Maxwell	1-1	1-1	0-0	0/0	0	1	3	0	2	0	0	4
Mason Faulkner	2-6	0-3	0-0	0/7	7	2	4	4	0	0	1	29
Brennan Gillis	1-4	1-2	5-6	2/5	7	2	8	0	2	0	0	13
Dante Walton	1-3	0-1	0-0	1/1	2	2	2	0	2	0	0	5
TEAM				2/3	5							
Totals	13-28	17-24	9/31	4/0	25	80	14	20	0	6	200	
SEMO (4-6)	FG	3P	FT	O/D	REB	F	PTS	A	TO	B	S	M
Trey Kellum, f	5-7	0-0	5-6	1/2	3	4	15	1	0	1	2	23
Antionius Cleveland, g	6-11	1-3	3-9	2/4	6	4	16	0	3	1	3	34
Jamaal Calvin, g	0-3	0-3	0-0	1/1	2	2	0	1	3	1	1	30
Jaylen Benton, g	1-3	0-0	0-0	0/2	2	4	2	3	1	0	1	20
Denzel Mahoney, g	3-11	1-4	5-7	0/1	1	3	12	0	1	0	1	30
Milos Vranes	2-3	1-1	3-5	1/3	4	2	8	0	0	0	1	16
Jonathan Dalton	0-4	0-0	0-0	1/2	3	1	0	2	1	0	1	14
Eli Sample	0-0	0-0	0-0	0/0	0	0	0	0	1	0	0	0
Daniel Simmons	5-8	0-2	3-6	0/1	1	0	13	0	3	0	1	24
William Tchiengang	0-0	0-0	0-2	0/1	1	1	0	0	0	0	0	9
TEAM				0/4	4							
Totals	22-50	3-13	19-35	6/21	27	21	66	7	14	3	11	200
By Periods	1	2	Final									
Northern Kentucky	45	35	80									
Southeast Missouri	33	33	66									

FG Percentage: NKU 49.0, SEMO 44.0 3-Point FG Percentage: NKU 46.4, SEMO 23.1
FT Percentage: NKU 70.8, SEMO 54.3 Attendance: 1,379

GAME #11 - Missouri State 71, Southeast Missouri 66 December 17, 2016 • JQH Arena • Springfield, Mo.

SEMO (4-7)	FG	3P	FT	O/D	REB	F	PTS	A	TO	B	S	M
Antionius Cleveland, g	9-17	2-4	3-3	1/5	6	5	23	1	3	1	1	38
William Tchiengang, f	1-3	0-0	2-2	2/4	6	4	4	0	1	0	0	19
Jamaal Calvin, g	1-6	0-2	2-3	0/1	1	3	4	4	1	0	5	33
Jaylen Benton, g	1-4	0-2	0-0	0/0	0	4	2	5	0	0	3	19
Denzel Mahoney, g	5-12	3-6	5-5	3/2	5	4	18	2	1	0	2	30
Tahj Eaddy	0-5	0-2	0-0	0/1	1	0	0	0	0	0	0	8
Milos Vranes	2-4	0-1	1-1	0/3	3	2	5	1	2	0	1	19
Jonathan Dalton	0-1	0-1	0-0	0/1	1	2	0	0	3	0	1	12
Daniel Simmons	4-12	2-7	0-0	0/3	3	1	10	1	4	0	1	22
TEAM				3/2	5							
Totals	23-64	7-25	13-14	9/22	31	25	66	14	15	1	14	200
MSU (7-3)	FG	3P	FT	O/D	REB	F	PTS	A	TO	B	S	M
Jordan Martin, f	1-4	0-0	0-0	1/3	4	2	2	0	1	3	0	14
Jarrid Rhodes, f	0-2	0-0	2-2	0/3	3	1	2	0	3	0	0	13
Alize Johnson, f	0-1	0-1	0-1	0/11	11	3	0	0	6	0	0	23
Dequan Miller, g	2-4	2-2	0-0	0/1	1	0	6	6	3	0	1	27
Ronnie Rousseau, g	4-8	1-3	6-7	0/2	2	1	15	1	2	0	1	25
Robin Thompson	0-0	0-0	0-0	0/0	0	0	0	0	0	0	0	1
Obediah Church	3-3	0-0	3-6	1/2	3	4	9	2	0	3	0	23
Jarred Dixon	1-2	0-0	6-6	0/4	4	2	8	2	3	1	1	14
Austin Ruder	0-2	0-2	0-0	0/0	0	0	0	1	0	0	1	12
Ryan Kreklow	5-7	4-6	3-4	1/0	1	2	17	2	1	0	2	26
Ross Owens	0-0	0-0	0-0	0/0	0	0	0	1	0	0	0	2
Chris Kendrick	4-9	2-7	2-3	1/3	4	2	12	0	3	0	0	20
Totals	20-42	9-21	22-29	4/29	33	17	71	15	22	7	6	200
By Periods	1	2	Final									
Southeast Missouri	23	43	66									
Missouri State	38	33	71									

FG Percentage: SEMO 35.9, MSU 47.6 3-Point FG Percentage: SEMO 28.0, MSU 42.9
FT Percentage: SEMO 92.9, MSU 75.9 Attendance: 2,384

GAME #12 - DePaul 81, Southeast Missouri 78 December 19, 2016 • Allstate Arena • Chicago, Ill.

SEMO (4-8)	FG	3P	FT	O/D	REB	F	PTS	A	TO	B	S	M
William Tchiengang, f	1-1	0-0	0-0	0/1	1	2	2	0	2	0	0	14
Antionius Cleveland, g	12-17	2-5	2-3	0/2	2	2	28	5	1	1	2	37
Jamaal Calvin, g	6-8	6-8	2-2	0/4	4	1	20	2	0	0	1	32
Jaylen Benton, g	2-6	0-2	1-1	0/2	2	2	5	6	4	0	1	23
Denzel Mahoney, g	1-2	1-1	5-5	1/3	4	4	8	2	3	0	0	39
Tahj Eaddy	0-4	0-2	0-0	0/2	2	1	0	2	0	0	0	13
Milos Vranes	0-3	0-2	1-2	1/4	5	5	1	0	1	0	0	17
Daniel Simmons	5-12	4-10	0-0	0/3	3	3	14	1	2	0	0	25
TEAM				0/1	1							
Totals	27-53	13-30	11-13	2/22	24	20	78	18	13	1	4	200
DEPAUL (7-4)	FG	3P	FT	O/D	REB	F	PTS	A	TO	B	S	M
Tre'Darius McCallum, f	4-7	0-2	2-3	2/5	7	4	10	2	1	0	0	27
Joe Hanel, f	4-5	0-0	0-1	2/6	8	3	8	0	0	0	0	34
Brandon Cyrus, g	1-2	0-0	0-0	1/2	3	2	2	3	2	0	1	24
Billy Garrett, g	4-11	3-6	8-8	0/2	2	0	19	8	3	0	0	33
Eli Cain, g	4-8	3-6	4-6	0/2	2	3	15	2	4	0	1	25
R.J. Curington	5-10	1-5	2-2	0/3	3	2	13	2	0	0	1	22
Devin Gage	5-7	1-1	0-0	0/3	3	0	11	2	2	0	0	26
Erten Gazi	1-2	1-2	0-0	0/1	1	0	3	1	0	0	0	5
Levi Cook	0-1	0-0	0-0	1/0	1	0	0	0	0	0	0	4
TEAM				0/1	1							
Totals	28-53	9-22	16-20	6/25	31	14	81	20	13	0	3	200
By Periods	1	2	Final									
Southeast Missouri	38	40	78									
DePaul	33	48	81									

FG Percentage: SEMO 50.9, DEPAUL 3-Point FG Percentage: SEMO 43.3, DEPAUL 40.9
FT Percentage: SEMO 84.6, DEPAUL 80.0 Attendance: 4,377

Southeast Missouri State REDHAWKS

BOX SCORES

GAME #13 - Chicago State 74, Southeast Missouri 65 December 22, 2016 • Orleans Arena • Las Vegas, Nev.

SEMO (4-9)	FG	3P	FT	O/D	REB	F	PTS	A	TO	B	S	M
Antionius Cleveland, g	6-11	2-4	12-16	0/3	3	1	26	3	2	1	1	39
Jamaal Calvin, g	2-6	1-3	0-0	1/5	6	0	5	1	2	0	0	35
Jaylen Benton, g	3-6	1-3	0-0	0/0	0	3	7	0	3	0	1	19
Denzel Mahoney, g	6-10	0-2	1-2	2/3	5	5	13	2	2	0	0	34
William Tchiengang, f	2-2	0-0	1-2	2/4	6	3	5	0	1	2	0	24
Tahj Eaddy	0-1	0-1	0-0	0/1	1	0	0	2	0	0	0	12
Milos Vranes	0-1	0-1	1-2	1/1	2	3	1	0	0	0	0	18
Daniel Simmons	3-8	2-3	0-0	0/0	0	2	8	1	1	0	0	19
TEAM				0/1	1							
Totals.....	22-45	6-17	15-22	6/18	24	17	65	9	11	3	2	200
CSU (4-9)	FG	3P	FT	O/D	REB	F	PTS	A	TO	B	S	M
Glen Burns, *	1-3	0-0	0-0	1/1	2	1	2	2	0	0	0	14
Delundre Dixon, *	1-5	1-3	0-2	0/3	3	2	3	3	2	0	0	27
Fred Sims Jr., *	7-18	3-9	0-0	1/5	6	3	17	0	4	0	1	36
Trayvon Palmer, *	7-11	0-1	4-5	5/10	15	2	18	2	3	1	1	40
Montana Byrd, *	2-2	2-2	0-0	0/0	0	4	6	0	0	0	0	11
Clemmye Owens V	2-6	1-4	2-2	0/1	1	0	7	3	0	0	2	29
Deionte Simmons	7-9	0-0	3-4	3/0	3	5	17	0	1	0	1	23
Anthony Eaves	0-1	0-1	0-0	1/0	1	0	0	0	0	0	0	4
Joshua Batson	1-2	0-0	2-2	0/0	0	3	4	0	0	0	0	16
TEAM				2/2	4							
Totals.....	28-57	7-20	11-15	13/22	35	20	74	10	10	1	5	200

By Periods 1 2 Final

Southeast Missouri 30 35 65

Chicago State 36 38 74

FG Percentage: SEMO 48.9, CSU 49.1 3-Point FG Percentage: SEMO 35.3, CSU 35.0

FT Percentage: SEMO 68.2, CSU 73.3 Attendance: 2,154

GAME #14 - Cornell 78, Southeast Missouri 62 December 23, 2016 • Orleans Arena • Las Vegas, Nev.

CORNELL (3-8)	FG	3P	FT	O/D	REB	F	PTS	A	TO	B	S	M
Troy Whiteside, *	5-5	1-1	0-0	0/1	1	4	11	0	0	0	0	20
Robert Hatter, *	5-10	1-4	2-3	0/11	11	3	13	3	3	0	1	32
Matt Morgan, *	6-13	5-11	4-4	0/5	5	2	21	4	2	1	1	34
Stone Gettings, *	6-12	1-3	3-4	3/5	8	3	16	4	3	1	0	26
JoJo Fallas, *	2-7	2-6	0-0	0/2	2	2	6	5	1	0	1	26
Darryl Smith	1-2	0-1	0-0	0/2	2	0	2	0	0	1	0	20
Donovan Wright	1-2	0-1	0-0	0/1	1	0	2	1	1	0	0	12
Wil Bathurst	1-1	0-0	0-0	0/3	3	1	2	2	3	0	0	12
Josh Warren	2-4	0-0	1-2	0/3	3	2	5	0	2	0	0	14
Jack Gordon	0-0	0-0	0-0	0/0	0	1	0	0	0	0	0	4
TEAM				2/3	5							
Totals.....	29-56	10-27	10-13	5/36	41	18	78	19	15	3	3	200
SEMO (4-10)	FG	3P	FT	O/D	REB	F	PTS	A	TO	B	S	M
Antionius Cleveland, g	4-10	0-1	4-6	0/1	1	3	12	0	0	0	1	30
Jamaal Calvin, g	2-4	2-3	2-2	0/2	2	1	8	2	1	0	1	24
Jaylen Benton, g	3-10	2-5	8-8	1/2	3	2	16	2	2	0	0	23
Denzel Mahoney, g	0-9	0-5	0-1	1/3	4	1	0	0	0	0	0	32
William Tchiengang, f	0-0	0-0	0-0	1/3	4	1	0	0	2	0	0	17
Tahj Eaddy	4-11	3-6	2-2	0/2	2	0	13	2	1	0	1	21
Milos Vranes	4-11	1-6	1-2	1/6	7	4	10	0	1	0	2	31
Jonathan Dalton	0-1	0-0	0-0	1/1	2	1	0	1	1	0	1	19
Eli Sample	0-0	0-0	0-0	0/0	0	0	0	0	0	0	0	1
Daniel Simmons	1-2	1-1	0-0	0/1	1	1	3	0	0	0	0	2
TEAM				0/3	3							
Totals.....	18-58	9-27	17-21	5/24	29	14	62	7	8	0	6	200

By Periods 1 2 Final

Cornell 39 39 78

Southeast Missouri 33 29 62

FG Percentage: CORNELL 51.8, SEMO 31.0 3-Point FG Percentage: CORNELL 37.0, SEMO 33.3

FT Percentage: CORNELL 76.9, SEMO 81.0 Attendance: 2,270

GAME #15 - Southeast Missouri 89, Henderson State 75 December 29, 2016 • Show Me Center • Cape Girardeau, Mo.

HSU (7-2)	FG	3P	FT	O/D	REB	F	PTS	A	TO	B	S	M
Chris Hawkins, f	5-8	0-1	5-6	2/6	8	3	15	2	1	1	1	24
Kaylon Tappin, g	2-8	1-5	7-8	0/1	1	0	12	0	1	0	2	25
Eric Dailey, g	5-8	0-2	0-0	0/0	0	3	10	3	2	0	2	28
Kevin Kozaan, g	3-8	2-6	0-0	0/1	1	0	8	2	0	0	0	31
Matt Panaggio, g	1-5	0-0	1-2	1/3	4	4	3	7	0	0	1	28
Tyler Williams	0-0	0-0	0-0	0/0	0	0	0	0	0	0	0	0+
Toney Foster	4-14	3-7	0-0	1/1	2	2	11	1	4	0	0	27
Zydrunas Jurgutis	0-0	0-0	0-0	0/0	0	0	0	0	0	0	0	0+
Kyle Murphy	0-1	0-1	0-0	0/0	0	0	0	0	0	0	0	1
Brad Nairn	7-8	0-0	0-0	3/1	4	4	14	1	0	0	2	21
DJ Franklin	0-3	0-2	2-2	0/4	4	2	2	0	1	0	0	15
Moctar Dieng	0-0	0-0	0-0	0/0	0	0	0	0	0	0	0	0+
TEAM				1/1	2							
Totals.....	27-63	6-24	15-18	8/18	26	18	75	16	9	1	8	200
SEMO (5-10)	FG	3P	FT	O/D	REB	F	PTS	A	TO	B	S	M
William Tchiengang, f	0-0	0-0	1-2	1/4	5	4	1	0	0	0	0	17
Antionius Cleveland, g	8-14	0-1	2-3	1/6	7	1	18	5	2	1	2	36
Jamaal Calvin, g	6-10	6-8	0-1	2/4	6	1	18	0	4	0	0	34
Jaylen Benton, g	4-8	0-2	2-2	1/4	5	0	10	3	3	0	1	22
Denzel Mahoney, g	7-13	1-4	3-5	2/5	7	4	18	0	3	1	1	25
Tahj Eaddy	2-4	1-2	0-0	0/0	0	3	5	3	2	0	0	19
Milos Vranes	3-4	2-3	4-4	1/4	5	2	12	2	1	1	1	28
Jonathan Dalton	3-4	0-1	1-2	0/1	1	0	7	2	2	0	0	17
Eli Sample	0-1	0-1	0-0	0/0	0	1	0	0	0	0	0	2
TEAM				3/2	5							
Totals.....	33-58	10-22	13-19	11/30	41	16	89	15	17	3	5	200

By Periods 1 2 Final

Henderson State 36 39 75

Southeast Missouri 46 43 89

FG Percentage: HSU 42.9, SEMO 56.9 3-Point FG Percentage: HSU 25.0, SEMO 45.5

FT Percentage: HSU 83.3, SEMO 68.4 Attendance: 955

GAME #16 - Southeast Missouri 81, Eastern Kentucky 48 December 31, 2016 • Show Me Center • Cape Girardeau, Mo.

EKU (7-9, 0-1)	FG	3P	FT	O/D	REB	F	PTS	A	TO	B	S	M
DeAndre Dishman, f	6-7	0-0	0-1	1/1	2	1	12	2	1	0	1	29
Nick Mayo, f	5-12	1-3	1-4	2/6	8	1	12	1	3	0	0	30
Zach Charles, f	4-5	0-0	0-3	4/4	8	0	8	0	1	1	0	32
Asante Gist, g	0-12	0-5	4-4	0/4	4	0	4	5	1	0	0	33
Isaac McGlone, g	1-8	1-6	0-0	2/1	3	1	3	3	2	0	0	36
Marlon Adams	4-4	1-1	0-0	1/3	4	4	9	0	4	2	0	18
Dillon Avare	0-2	0-2	0-0	0/1	1	2	0	0	0	0	1	17
Lachian Anderson	0-0	0-0	0-0	0/0	0	0	0	0	0	0	0	1
Parker Chitty	0-1	0-0	0-0	0/0	0	1	0	0	0	0	0	4
TEAM				1/0	1							
Totals.....	20-51	3-17	5-12	11/20	31	10	48	11	13	3	2	200
SEMO (6-10, 1-0)	FG	3P	FT	O/D	REB	F	PTS	A	TO	B	S	M
William Tchiengang, f	1-1	0-0	0-0	2/6	8	2	2	0	2	2	0	24
Antionius Cleveland, g	6-15	2-3	0-0	2/1	3	2	14	3	0	3	1	33
Jamaal Calvin, g	5-9	3-6	2-2	0/2	2	1	15	1	1	0	1	32
Jaylen Benton, g	3-5	1-2	3-3	1/3	4	2	10	4	2	0	2	21
Denzel Mahoney, g	6-10	3-6	0-0	0/5	5	2	15	6	0	0	0	32
Tahj Eaddy	3-4	1-2	3-3	0/1	1	0	10	2	1	0	1	19
Milos Vranes	2-3	2-3	1-3	0/3	3	2	7	0	0	1	1	16
Jonathan Dalton	0-0	0-0	0-0	0/0	0	2	0	1	0	0	0	8
Eli Sample	1-1	1-1	0-0	0/0	0	0	3	0	0	0	0	2
Trey Kellum	2-3	0-0	1-2	0/0	0	2	5	0	0	0	0	6
Daniel Simmons	0-1	0-1	0-0	0/1	1	1	0	0	1	0	0	7
TEAM				0/2	2							
Totals.....	29-52	13-24	10-13	5/24	29	16	81	17	7	6	6	200

By Periods 1 2 Final

Eastern Kentucky 23 25 48

Southeast Missouri 30 51 81

FG Percentage: ECU 39.2, SEMO 55.8 3-Point FG Percentage: ECU 17.6, SEMO 54.2

FT Percentage: ECU 41.7, SEMO 76.9 Attendance: 720

Southeast Missouri State REDHAWKS

BOX SCORES

GAME #17 - Tennessee State 65, Southeast Missouri 62 January 5, 2017 • Gentry Center • Nashville, Tenn.

SEMO (6-11, 1-1)	FG	3P	FT	O/D	REB	E	PTS	A	TO	B	S	M
Antonius Cleveland, g	5-10	0-1	5-11	1/5	6	4	15	0	3	0	4	35
Jamaal Calvin, g	1-5	1-3	0-0	1/2	3	2	3	1	1	0	0	27
Jaylen Benton, g	3-5	0-2	0-0	0/2	2	2	6	2	2	0	0	20
Denzel Mahoney, g	3-7	1-4	4-4	0/3	3	2	11	2	2	0	0	27
William Tchiengang, f	0-1	0-0	0-0	0/0	0	5	0	0	1	0	0	9
Tahj Eaddy	4-9	0-3	2-2	1/1	2	1	10	0	1	0	1	23
Jonathan Dalton	0-1	0-1	0-0	0/1	1	1	0	0	2	0	0	13
Trey Kellum	4-5	0-0	1-2	4/4	8	5	9	0	3	2	0	26
Daniel Simmons	2-9	2-6	2-2	0/2	2	1	8	1	0	0	2	20
TEAM				0/4	4							
Totals	22-52	4-20	14-21	7/24	31	23	62	6	15	2	7	200
TSU (10-5, 1-1)	FG	3P	FT	O/D	REB	E	PTS	A	TO	B	S	M
Jordan Reed, *	2-4	1-2	3-4	0/6	6	2	8	3	2	1	0	27
Tahjere McCall, *	10-17	1-2	6-8	2/6	8	1	27	4	4	0	3	38
Darreon Reddick, *	1-6	1-4	0-1	0/2	2	2	3	0	3	0	0	32
Christian Mekowulu, *	2-3	0-0	2-5	2/6	8	2	6	0	3	0	1	25
Wayne Martin, *	5-9	0-1	0-0	0/3	3	4	10	0	1	1	0	30
Armani Chaney	1-1	0-0	4-4	0/1	1	1	6	0	2	0	0	14
K. Hamilton	1-3	0-0	0-0	1/0	1	2	2	0	2	0	0	9
A'Torey Everett	0-1	0-1	3-4	0/1	1	5	3	1	1	0	0	25
TEAM				0/2	2							
Totals	22-44	3-10	18-26	5/27	32	19	65	8	18	2	4	200
By Periods	1	2	Final									
Southeast Missouri	29	33	62									
Tennessee State	32	33	65									

FG Percentage: SEMO 42.3, TSU 50.0 3-Point FG Percentage: SEMO 20.0, TSU 30.0

FT Percentage: SEMO 66.7, TSU 63.6 Attendance: 613

GAME #18 - Belmont 87, Southeast Missouri 75 January 7, 2017 • Curb Event Center • Nashville, Tenn.

SEMO (6-12, 1-2)	FG	3P	FT	O/D	REB	E	PTS	A	TO	B	S	M
William Tchiengang, f	3-3	0-0	0-0	1/2	3	2	6	0	1	0	0	17
Antonius Cleveland, g	9-15	2-3	4-4	0/3	3	3	24	2	1	1	2	37
Jamaal Calvin, g	2-5	1-3	0-0	1/4	5	2	5	3	1	0	3	30
Jaylen Benton, g	3-6	1-1	0-0	0/2	2	3	7	2	0	0	1	28
Denzel Mahoney, g	4-11	3-7	0-1	0/3	3	4	11	1	3	0	2	26
Tahj Eaddy	1-5	0-2	0-0	0/2	2	1	2	3	1	0	0	18
Milos Vranes	2-5	1-3	2-2	2/1	3	0	7	1	0	0	1	17
Jonathan Dalton	0-1	0-0	0-0	0/1	1	0	0	0	1	0	0	8
Eli Sample	0-0	0-0	0-0	0/0	0	0	0	0	0	0	0	0+
Trey Kellum	5-5	0-0	3-4	2/0	2	4	13	0	3	0	0	15
Daniel Simmons	0-2	0-1	0-0	0/1	1	1	0	0	0	0	0	4
TEAM				2/0	2							
Totals	29-58	8-20	9-11	8/19	27	20	75	12	13	1	9	200
BEL (9-4, 3-0)	FG	3P	FT	O/D	REB	E	PTS	A	TO	B	S	M
Amanze Egekeze, f	5-8	3-4	2-2	2/2	4	1	15	2	4	0	1	31
Evan Bradds, f	10-14	0-0	4-5	0/4	4	3	24	1	1	0	0	36
Austin Luke, g	1-1	1-1	2-4	0/4	4	1	5	11	3	0	2	32
Dylan Windler, g	9-10	5-6	0-0	0/4	4	2	23	3	2	2	3	33
Taylor Barnette, g	4-11	4-11	6-6	0/6	6	3	18	4	2	0	0	33
Nick Smith	0-3	0-3	0-0	0/1	1	1	0	0	0	0	0	10
Kevin McClain	1-2	0-1	0-0	0/0	0	2	2	1	1	0	0	9
Burton Sampson	0-0	0-0	0-0	1/1	2	1	0	0	0	0	0	9
Michael Benkert	0-2	0-2	0-0	0/0	0	0	0	0	0	0	0	5
Tyler Hadden	0-0	0-0	0-0	0/0	0	1	0	0	0	0	0	1
Seth Adelsperger	0-0	0-0	0-0	0/0	0	0	0	0	0	0	0	1
TEAM				2/0	2							
Totals	30-51	13-28	14-17	5/22	27	15	87	22	13	2	6	200
By Periods	1	2	Final									
Southeast Missouri	36	39	75									
Belmont	36	51	87									

FG Percentage: SEMO 50.0, BEL 58.8 3-Point FG Percentage: SEMO 40.0, BEL 46.4

FT Percentage: SEMO 81.8, BEL 82.4 Attendance: 2,017

GAME #19 - Southeast Missouri 83, Tennessee Tech 78 January 10, 2017 • Show Me Center • Cape Girardeau, Mo.

TTU (7-12, 3-1)	FG	3P	FT	O/D	REB	E	PTS	A	TO	B	S	M
Ja'Cardon Hawkins, f	1-1	0-0	1-1	0/0	0	4	3	0	0	0	0	6
Mason Ramsey, f	7-11	0-1	5-9	3/3	6	4	19	1	3	0	4	30
Aleksa Jugovic, g	3-15	3-12	3-3	0/1	1	3	12	2	3	0	0	36
Kajon Mack, g	5-7	2-3	2-5	1/2	3	4	14	1	0	0	1	21
Stephaun Adams, g	0-6	0-3	2-2	2/2	4	3	2	3	1	0	0	21
Markell Henderson	0-1	0-1	0-0	0/0	0	0	0	0	0	0	0	8
Hakeem Rogers	3-8	0-4	1-2	0/4	4	2	7	1	0	0	0	20
Micaiah Henry	1-1	0-0	1-2	1/1	2	2	3	0	1	1	0	6
Curtis Phillips	3-5	0-1	2-5	0/1	1	2	8	1	2	0	3	21
Savonte Frazier	3-4	1-1	3-3	0/3	3	0	10	3	1	0	1	21
Courtney Alexander	0-0	0-0	0-0	0/1	1	0	0	2	0	0	0	10
TEAM				3/0	3							
Totals	26-59	6-26	20-32	10/18	28	24	78	14	11	1	9	200
SEMO (7-12, 2-2)	FG	3P	FT	O/D	REB	E	PTS	A	TO	B	S	M
William Tchiengang, f	0-0	0-0	0-0	0/2	2	4	0	0	0	0	0	5
Antonius Cleveland, g	9-9	0-0	6-7	1/6	7	4	24	1	4	1	1	34
Jamaal Calvin, g	2-4	2-4	2-2	0/5	5	3	8	6	2	0	1	32
Jaylen Benton, g	1-3	0-2	2-2	1/5	6	2	4	4	4	2	0	27
Denzel Mahoney, g	3-4	2-2	2-2	1/1	2	5	10	1	3	0	0	22
Tahj Eaddy	4-10	1-4	4-4	0/3	3	0	13	0	3	0	0	28
Milos Vranes	1-2	0-1	0-0	0/2	2	2	2	0	0	0	0	7
Jonathan Dalton	2-2	0-0	0-0	0/0	0	2	4	0	1	0	2	11
Trey Kellum	2-3	0-0	7-11	0/4	4	5	11	0	2	1	0	19
Daniel Simmons	2-6	1-4	2-2	0/1	1	3	7	3	0	0	0	15
TEAM												
Totals	26-43	6-17	25-30	3/29	32	30	83	15	20	4	4	200
By Periods	1	2	Final									
Tennessee Tech	34	44	78									
Southeast Missouri	46	37	83									

FG Percentage: TTU 44.1, SEMO 60.5 3-Point FG Percentage: TTU 23.1, SEMO 35.3

FT Percentage: TTU 62.5, SEMO 83.3 Attendance: 923

GAME #20 - UT Martin 79, Southeast Missouri 69 January 14, 2017 • Elam Center • Martin, Tenn.

SEMO (7-13, 2-3)	FG	3P	FT	O/D	REB	E	PTS	A	TO	B	S	M
Antonius Cleveland, g	5-10	2-2	4-7	1/2	3	2	16	2	2	1	1	36
Jamaal Calvin, g	3-6	2-5	0-0	0/1	1	1	8	1	1	0	2	25
Jaylen Benton, g	1-3	1-2	0-0	1/0	1	1	3	2	2	0	0	21
Denzel Mahoney, g	4-10	3-6	12-12	3/3	6	3	23	3	3	0	1	33
William Tchiengang, f	0-0	0-0	0-0	0/2	2	2	0	0	1	0	0	8
Tahj Eaddy	3-10	2-5	0-0	1/2	3	2	8	2	2	0	1	26
Milos Vranes	0-2	0-1	0-0	0/0	0	0	0	0	0	0	0	7
Jonathan Dalton	1-3	1-3	0-0	0/1	1	2	3	1	0	0	0	7
Trey Kellum	4-9	0-0	0-0	2/5	7	4	8	0	3	0	1	30
Daniel Simmons	0-0	0-0	0-0	0/1	1	1	0	1	0	0	0	7
TEAM				1/2	3							
Totals	21-53	11-24	16-19	9/19	28	18	69	12	15	1	6	200
UTM (12-8, 2-3)	FG	3P	FT	O/D	REB	E	PTS	A	TO	B	S	M
Matthew Butler, *	4-10	1-5	4-4	0/5	5	3	13	6	0	0	2	39
Jacoby Mobley, *	8-14	5-9	4-4	0/2	2	1	25	2	2	0	0	39
Kedar Edwards, *	6-10	1-1	4-7	1/5	6	3	17	5	5	1	1	36
Chandler Rowe *	0-0	0-0	0-0	1/3	4	4	0	4	2	1	0	21
Javier Martinez *	6-7	0-0	0-0	1/3	4	4	12	4	3	1	0	31
Jalen Jackson	0-0	0-0	0-0	0/0	0	0	0	1	0	0	0	2
Fatodd Lewis	4-6	1-2	0-1	0/4	4	1	9	0	0	0	0	20
Malik London	1-1	0-0	0-0	0/0	0	0	2	0	1	0	0	7
Kahari Beaufort	0-0	0-0	1-2	0/2	2	0	1	0	1	0	0	5
Totals	29-48	8-17	13-18	3/24	27	16	79	22	14	3	3	200
By Periods	1	2	Final									
Southeast Missouri	39	30	69									
UT Martin	38	41	79									

FG Percentage: SEMO 39.6, UTM 60.4 3-Point FG Percentage: SEMO 45.8, UTM 47.1

FT Percentage: SEMO 84.2, UTM 72.2 Attendance: 2,068

BOX SCORES

Southeast Missouri State

REDHAWKS

GAME #21 - Southeast Missouri 79, SIUE 76**January 19, 2017 • Show Me Center • Cape Girardeau, Mo.**

SIUE (5-15, 0-6)	FG	3P	FT	O/D	REB	E	PTS	A	TO	B	S	M
Jalen Henry, f	4-7	1-1	1-2	0/2	2	4	10	0	3	0	0	21
Keenan Simmons, f	4-6	0-0	3-6	4/1	5	4	11	0	1	0	1	16
Carlos Anderson, g	0-4	0-3	2-3	2/2	4	2	2	1	1	0	0	21
Burak Eslik, g	2-8	0-3	5-5	1/2	3	4	9	4	3	0	0	32
Christian Ellis, g	0-1	0-1	0-1	2/3	5	1	0	3	6	0	0	21
Devin Thornton	2-2	1-1	0-1	1/3	4	1	5	1	0	0	0	15
Tre Harris	8-20	7-15	2-2	1/7	8	3	25	3	2	0	0	29
Josh White	1-7	0-4	0-0	0/0	0	1	2	1	1	0	0	18
Justin Benton	0-3	0-1	0-0	2/0	2	2	0	2	0	0	2	7
Brandon Jackson	4-5	0-0	4-4	4/4	8	4	12	0	2	0	0	20
TEAM				3/0	3							
Totals.....	25-63	9-29	17-24	20/24	44	26	76	15	19	0	3	200
SEMO (8-13, 3-3)	FG	3P	FT	O/D	REB	E	PTS	A	TO	B	S	M
Trey Kellum, f	4-9	0-0	5-8	3/4	7	3	13	0	1	0	0	29
Antonius Cleveland, g	3-4	0-0	0-1	0/2	2	5	6	0	2	0	1	16
Tahj Eaddy, g	3-6	1-2	6-6	0/3	3	1	13	3	1	0	2	29
Jaylen Benton, g	1-4	0-1	2-2	0/3	3	3	4	1	1	1	0	17
Denzel Mahoney, g	6-11	3-6	5-6	2/4	6	4	20	0	1	0	0	35
Milos Vranes	1-4	0-1	2-4	0/2	2	4	4	2	0	0	0	16
Jonathan Dalton	1-2	0-1	3-4	0/0	0	0	5	3	3	0	2	26
Eli Sample	0-0	0-0	0-0	0/0	0	1	0	0	1	0	1	7
Daniel Simmons	5-7	0-1	4-5	0/5	5	3	14	4	3	0	1	25
Totals.....	24-47	4-12	27-36	5/23	28	24	79	13	13	1	7	200
By Periods	1	2	Final									
SIUE	34	42	76									
Southeast Missouri	31	48	79									

FG Percentage: SIUE 39.7, SEMO 51.3 3-Point FG Percentage: SIUE 31.0, SEMO 33.3

FT Percentage: SIUE 70.8, SEMO 75.0 Attendance: 1,372

GAME #22 - Southeast Missouri 83, Eastern Illinois 71**January 21, 2017 • Show Me Center • Cape Girardeau, Mo.**

EIU (9-11, 1-6)	FG	3P	FT	O/D	REB	E	PTS	A	TO	B	S	M
Muusa Dama, f	1-5	0-0	0-0	0/3	3	5	2	1	2	1	0	21
D. McReynolds, g	6-14	1-9	6-6	2/5	7	2	19	1	1	1	2	30
Terrell Lewis, g	0-5	0-2	0-0	0/0	0	0	0	2	1	0	0	19
Montell Goodwin, g	5-12	1-4	3-4	0/6	6	1	14	1	3	0	0	29
Ray Crossland, g	6-11	0-1	3-4	4/3	7	2	15	1	2	0	0	36
Casey Teson	4-7	3-5	0-0	0/1	1	3	11	1	2	0	0	28
Logan Koch	0-1	0-1	0-0	0/1	1	1	0	0	2	0	0	6
Joe Kuligowski	0-0	0-0	0-0	0/0	0	2	0	1	0	0	0	4
Patrick Muldoon	4-9	0-0	2-2	4/1	5	5	10	1	2	0	0	24
Aboubacar Diallo	0-0	0-0	0-0	0/0	0	1	0	0	0	0	0	3
TEAM				1/0	1				3			
Totals.....	26-64	5-22	14-16	11/20	31	22	71	9	18	2	2	200
SEMO (9-13, 4-3)	FG	3P	FT	O/D	REB	E	PTS	A	TO	B	S	M
Trey Kellum, f	4-8	0-0	7-10	5/8	13	3	15	0	1	0	1	25
Antonius Cleveland, g	6-12	2-5	4-6	0/5	5	3	18	2	3	2	1	37
Tahj Eaddy, g	6-9	2-2	1-2	1/2	3	1	15	3	1	1	2	32
Jaylen Benton, g	3-8	0-4	2-4	1/3	4	2	8	3	2	0	3	30
Denzel Mahoney, g	2-4	1-2	4-4	2/2	4	4	9	2	3	0	1	21
Milos Vranes	3-4	2-3	0-0	1/1	2	3	8	1	0	0	0	21
Jonathan Dalton	1-1	1-1	0-0	0/1	1	3	3	2	1	0	0	12
Eli Sample	0-0	0-0	0-0	0/0	0	0	0	0	0	0	0	3
Daniel Simmons	3-12	1-3	0-0	1/2	3	1	7	1	4	1	0	19
TEAM				3/1	4							
Totals.....	28-58	9-20	18-26	14/25	39	20	83	14	15	4	8	200
By Periods	1	2	Final									
Eastern Illinois	28	43	71									
Southeast Missouri	35	48	83									

FG Percentage: EIU 40.6, SEMO 48.3 3-Point FG Percentage: EIU 22.7, SEMO 45.0

FT Percentage: EIU 87.5, SEMO 69.2 Attendance: 1,968

GAME #23 - Southeast Missouri 75, Murray State 74**January 26, 2017 • CFSB Center • Murray, Ky.**

SEMO (10-13, 5-3)	FG	3P	FT	O/D	REB	E	PTS	A	TO	B	S	M
Antonius Cleveland, g	6-9	0-1	0-0	0/11	11	0	12	4	5	0	2	37
Tahj Eaddy, g	3-9	2-5	0-0	1/3	4	0	8	2	1	0	1	24
Trey Kellum, f	4-5	0-0	4-6	4/1	5	4	12	0	3	0	1	18
Jaylen Benton, g	3-6	1-3	0-0	0/1	1	3	7	0	3	0	1	22
Denzel Mahoney, g	9-15	1-5	4-4	0/5	5	2	23	0	0	0	0	38
Milos Vranes	3-4	1-2	1-2	0/2	2	5	8	1	0	0	1	22
Jonathan Dalton	0-0	0-0	0-0	0/0	0	0	0	2	2	0	0	12
Jamaal Calvin	1-2	1-2	0-0	0/0	0	0	3	0	0	0	0	11
Daniel Simmons	1-7	0-2	0-0	0/1	1	1	2	3	0	0	3	16
TEAM				1/0	1							
Totals.....	30-57	6-20	9-12	6/24	30	15	75	12	14	0	9	200
MUR (11-11, 5-3)	FG	3P	FT	O/D	REB	E	PTS	A	TO	B	S	M
Terrell Miller, f	6-10	1-3	2-3	1/4	5	4	15	0	2	0	1	26
Brion Sanchious, f	2-2	0-0	0-1	3/4	7	2	4	1	0	1	1	36
Jonathan Stark, g	12-20	0-5	0-0	0/3	3	1	24	4	4	0	2	37
Damarcus Croaker, g	2-8	0-1	0-0	0/3	3	0	4	0	3	0	0	32
Bryce Jones, g	3-7	3-6	2-2	0/4	4	2	11	5	0	0	2	34
Jerami Grace	0-1	0-0	0-0	0/0	0	1	0	0	1	0	1	6
Gee Mcghee	4-6	2-2	6-11	1/4	5	5	16	1	1	0	0	25
Gilbert Thomas	0-0	0-0	0-0	0/0	0	0	0	0	0	0	0	2
Jalen Dupree	0-0	0-0	0-0	0/0	0	2	0	0	2	0	0	2
TEAM				1/0	1							
Totals.....	29-54	6-17	10-17	6/22	28	17	74	11	14	1	7	200
By Periods	1	2	Final									
Southeast Missouri	32	43	75									
Murray State	41	33	74									

FG Percentage: SEMO 52.6, MUR 53.7 3-Point FG Percentage: SEMO 30.0, MUR 35.3

FT Percentage: SEMO 75.0, MUR 58.8 Attendance: 3,080

GAME #24 - Southeast Missouri 82, Austin Peay 71**January 28, 2017 • Dunn Center • Clarksville, Tenn.**

SEMO (11-13, 6-3)	FG	3P	FT	O/D	REB	E	PTS	A	TO	B	S	M
Trey Kellum, f	5-6	0-0	3-3	2/4	6	5	13	0	0	0	0	20
Antonius Cleveland, g	6-12	0-2	5-7	0/6	6	3	17	2	1	0	1	35
Tahj Eaddy, g	2-5	1-1	2-3	0/2	2	0	7	4	1	0	0	30
Jaylen Benton, g	1-4	0-2	0-0	0/0	0	4	2	1	3	0	1	19
Denzel Mahoney, g	7-11	2-4	6-10	0/5	5	4	22	2	1	0	0	34
Milos Vranes	3-4	1-1	0-0	2/3	5	2	7	0	2	0	0	22
Jonathan Dalton	0-1	0-0	0-0	0/1	1	0	0	2	2	0	0	12
Eli Sample	0-0	0-0	0-0	0/0	0	0	0	0	0	0	0	0+
Jamaal Calvin	2-5	2-4	4-4	0/3	3	1	10	3	1	0	2	18
Daniel Simmons	1-2	0-0	2-2	1/1	2	0	4	1	0	0	0	10
TEAM				2/1	3							
Totals.....	27-50	6-14	22-29	7/26	33	19	82	15	12	0	4	200
APSU (7-16, 3-6)	FG	3P	FT	O/D	REB	E	PTS	A	TO	B	S	M
C. Porter-Burton, f	3-5	1-3	4-6	2/6	8	3	11	1	0	0	0	26
Kenny Jones, f	6-8	0-0	3-6	5/4	9	5	15	1	2	1	0	30
Jared Savage, g	5-13	3-9	2-2	1/4	5	5	15	2	0	1	1	37
Josh Robinson, g	3-12	1-5	3-4	0/4	4	1	10	1	3	0	1	37
John Murry, g	5-12	1-6	4-5	0/0	0	1	15	5	4	0	1	33
Tre' Ivory	0-0	0-0	0-0	0/0	0	1	0	1	1	0	0	4
Jartavious Dobbs	0-0	0-0	0-0	0/1	1	1	0	0	0	0	0	7
Dre'Kalo Clayton	2-5	1-3	0-0	0/0	0	4	5	1	0	0	0	16
Zach Glotta	0-1	0-0	0-0	0/0	0	1	0	0	0	0	0	10
TEAM				1/2	3							
Totals.....	24-56	7-26	16-23	9/21	30	22	71	12	10	2	3	200
By Periods	1	2	Final									
Southeast Missouri	44	38	82									
Austin Peay	39	32	71									

FG Percentage: SEMO 54.0, APSU 42.9 3-Point FG Percentage: SEMO 42.9, APSU 26.9

FT Percentage: SEMO 75.9, APSU 69.6 Attendance: 3,794

Southeast Missouri State

REDHAWKS

BOX SCORES

GAME #25 - Jacksonville State 74, Southeast Missouri 62

February 1, 2017 • Pete Mathews Coliseum • Jacksonville, Ala.

SEMO (11-14, 6-4)	FG	3P	FT	O/D	REB	F	PTS	A	TO	B	S	M
Antoniuss Cleveland, g	3-7	0-0	0-0	2/1	3	5	6	1	1	0	1	20
Tahj Eaddy, g	4-10	2-4	0-0	0/2	2	1	10	1	2	0	1	30
Jamaal Calvin, g	4-8	2-6	1-2	2/3	5	2	11	3	1	0	0	29
Trey Kellum, f	1-5	0-0	0-0	0/2	2	4	2	0	2	0	0	15
Denzel Mahoney, g	5-16	4-8	4-7	2/1	3	2	18	0	1	0	1	36
Milos Vranes	4-6	3-5	2-2	1/3	4	3	13	0	0	0	2	28
Jonathan Dalton	1-2	0-0	0-0	0/1	1	1	2	4	1	0	1	21
Eli Sample	0-0	0-0	0-0	0/0	0	1	0	1	0	0	0	3
Daniel Simmons	0-3	0-1	0-0	1/1	2	2	0	2	2	0	1	18
TEAM				1/1	2							
Totals	22-57	11-24	7-11	9/15	24	21	62	12	10	0	7	200
JSU (14-11, 6-4)	FG	3P	FT	O/D	REB	F	PTS	A	TO	B	S	M
Greg Tucker, *	5-14	1-8	5-6	0/4	4	0	16	6	1	1	2	38
Norbertas Giga, *	1-2	0-1	1-2	2/4	6	4	3	1	2	4	0	15
Erik Durham, *	5-8	3-3	9-9	3/4	7	1	22	2	0	0	1	38
M. Drumwright, *	2-7	2-5	0-0	0/1	1	1	6	6	2	0	0	35
C. Cunningham, *	5-6	0-0	0-1	3/8	11	3	10	1	5	0	0	29
Derrick Green	1-3	1-3	2-4	0/4	4	3	5	1	0	1	0	15
Tyrik Edwards	0-0	0-0	0-0	0/0	0	0	0	1	2	0	0	4
Deshawn Jones	0-2	0-1	0-0	0/0	0	0	0	0	0	0	0	3
Jacara Cross	6-8	0-0	0-0	3/3	6	4	12	0	3	3	0	22
Andre Statam	0-0	0-0	0-0	0/0	0	0	0	0	1	0	0	1
TEAM				2/2	4							
Totals	25-50	7-21	17-22	13/30	43	16	74	18	17	9	3	200
By Periods	1	2	Final									
Southeast Missouri	32	30	62									
Jacksonville State	38	36	74									
FG Percentage: SEMO 38.6, JSU 50.0 3-Point FG Percentage: SEMO 45.8, JSU 33.3												
FT Percentage: SEMO 63.6, JSU 77.3 Attendance: 1,011												

GAME #26 - Morehead State 89, Southeast Missouri 81

February 4, 2017 • Show Me Center • Cape Girardeau, Mo.

MOR (11-12, 7-3)	FG	3P	FT	O/D	REB	F	PTS	A	TO	B	S	M
Treshaad Williams, f	5-6	0-0	2-5	5/2	7	2	12	2	0	1	0	37
DeJuan Marrero, f	11-21	0-0	2-3	4/8	12	3	24	5	5	0	1	38
Ronnye Beamon, f	5-13	2-3	2-5	1/5	6	3	14	3	1	0	0	28
Miguel Dient, g	5-7	3-5	1-2	0/1	1	0	14	4	2	1	2	40
Xavier Moon, g	6-9	3-5	2-2	0/4	4	2	17	1	2	0	0	40
Jordan Walker	2-2	2-2	0-0	0/1	1	3	6	1	0	0	0	12
Lamontay Harris	1-1	0-0	0-0	0/0	0	3	2	1	1	0	1	5
TEAM				0/1	1	1						
Totals	35-59	10-15	9-17	10/22	32	16	89	17	11	2	4	200
SEMO (11-15, 6-5)	FG	3P	FT	O/D	REB	F	PTS	A	TO	B	S	M
Antoniuss Cleveland, g	8-12	0-2	3-4	2/1	3	3	19	4	4	2	1	34
Tahj Eaddy, g	8-12	4-6	2-2	0/1	1	0	22	5	2	0	0	36
Jamaal Calvin, g	2-8	2-5	0-0	0/1	1	2	6	2	1	0	0	34
Denzel Mahoney, g	4-10	1-5	2-3	1/5	6	4	11	1	1	0	1	24
Milos Vranes	1-2	1-2	0-0	0/1	1	5	3	0	1	0	0	11
Jonathan Dalton	1-1	1-1	0-0	0/0	0	0	3	0	0	0	0	18
Eli Sample	1-3	0-0	0-0	0/0	0	1	2	0	1	0	0	6
Daniel Simmons	0-0	0-0	0-1	0/3	3	2	0	2	0	0	0	9
TEAM				1/2	3							
Totals	31-56	9-21	10-14	5/19	24	22	81	14	13	2	4	200
By Periods	1	2	Final									
Morehead State	42	47	89									
Southeast Missouri	35	46	81									
FG Percentage: MOR 59.3, SEMO 55.4 3-Point FG Percentage: MOR 66.7, SEMO 42.9												
FT Percentage: MOR 52.9, SEMO 71.4 Attendance: 2,919												

GAME #27 - Southeast Missouri 71, SIUE 67

February 9, 2017 • Vadalabene Center • Edwardsville, Ill.

SEMO (12-15, 7-5)	FG	3P	FT	O/D	REB	F	PTS	A	TO	B	S	M
Antoniuss Cleveland, g	7-11	1-2	4-7	1/3	4	2	19	0	3	1	1	36
Jonathan Dalton, g	1-1	1-1	0-0	0/0	0	1	3	3	1	0	0	11
Jamaal Calvin, g	0-2	0-2	2-2	0/1	1	1	2	0	2	0	1	21
Trey Kellum, f	1-8	0-0	8-10	3/2	5	5	10	0	2	0	0	25
Denzel Mahoney, g	5-10	1-3	9-10	4/4	8	5	20	1	2	0	3	31
Tahj Eaddy	5-7	1-2	3-4	0/3	3	2	14	1	1	0	2	28
Milos Vranes	1-3	0-2	1-3	2/0	2	3	3	1	0	0	1	17
Jaylen Benton	0-1	0-0	0-0	0/2	2	2	0	3	1	0	0	8
Daniel Simmons	0-3	0-1	0-0	1/3	4	0	0	0	1	0	1	24
TEAM				1/0	1							
Totals	20-46	4-13	27-36	12/18	30	21	71	9	13	1	9	200
SIUE (5-21, 0-12)	FG	3P	FT	O/D	REB	F	PTS	A	TO	B	S	M
Burak Eslik, *	6-14	3-10	3-4	1/2	3	2	18	1	5	0	0	40
Christian Ellis, *	2-3	0-0	3-4	4/3	7	4	7	6	4	0	0	28
Josh White, *	0-4	0-2	1-2	1/2	3	0	1	2	0	0	1	18
Jalen Henry, *	9-18	1-3	3-5	1/8	9	5	22	3	2	1	2	32
Keenan Simmons, *	3-6	0-0	4-6	5/2	7	3	10	1	3	1	1	29
Carlos Anderson	2-7	0-2	1-1	2/2	4	1	5	1	1	0	1	22
Devin Thornton	2-4	0-1	0-0	2/0	2	2	4	0	0	0	0	10
Justin Benton	0-3	0-2	0-0	0/0	0	2	0	2	0	0	0	12
Brandon Jackson	0-0	0-0	0-0	0/1	1	4	0	0	1	1	0	9
TEAM				3/1	4							
Totals	24-59	4-20	15-22	19/21	40	23	67	16	17	3	5	200
By Periods	1	2	Final									
Southeast Missouri	32	39	71									
SIUE	32	35	67									
FG Percentage: SEMO 43.5, SIUE 40.7 3-Point FG Percentage: SEMO 30.8, SIUE 20.0												
FT Percentage: SEMO 75.0, SIUE 7.6 Attendance: 1,161												

GAME #28 - Eastern Illinois 86, Southeast Missouri 80

February 11, 2017 • Lantz Arena • Charleston, Ill.

SEMO (12-16, 7-6)	FG	3P	FT	O/D	REB	F	PTS	A	TO	B	S	M
Trey Kellum, f	5-9	0-0	6-8	6/7	13	3	16	1	2	1	0	34
Antoniuss Cleveland, g	4-15	0-1	6-8	1/4	5	3	14	5	4	0	3	41
Tahj Eaddy, g	3-11	3-6	0-0	0/7	8	5	9	4	1	0	3	34
Jamaal Calvin, g	3-7	3-6	0-0	0/1	1	1	9	1	0	0	1	30
Denzel Mahoney, g	8-18	2-4	4-5	2/5	7	4	22	2	4	0	1	38
Milos Vranes	2-4	0-0	0-0	2/3	5	2	4	0	2	0	0	17
Jonathan Dalton	0-0	0-0	1-2	0/1	1	0	1	0	3	0	0	6
Jaylen Benton	1-3	0-1	1-2	1/1	2	4	3	2	0	0	1	15
Daniel Simmons	1-3	0-1	0-0	0/2	2	2	2	0	0	0	0	10
TEAM				0/1	1							
Totals	27-70	8-19	18-25	13/32	45	24	80	15	16	1	9	225
EIU (13-13, 5-8)	FG	3P	FT	O/D	REB	F	PTS	A	TO	B	S	M
Ray Crossland, f	7-11	1-2	0-1	2/9	11	5	15	0	4	1	1	24
Joe Kuligowski, f	1-3	1-2	0-0	0/1	1	4	3	1	1	0	1	18
D. McReynolds, g	3-12	1-6	4-6	4/6	10	1	11	9	3	0	1	39
Terrell Lewis, g	3-9	2-5	2-4	1/1	2	2	10	6	3	0	1	29
Mongell Goodwin, g	7-18	6-11	4-7	0/4	4	1	24	3	1	0	2	40
Casey Teson	2-5	1-4	0-0	1/1	2	0	5	2	1	0	0	22
DeVantae Price	0-0	0-0	2-2	0/0	0	0	2	0	0	0	0	2
Muusa Dama	5-10	0-0	4-7	5/13	18	2	14	0	2	5	2	37
Patrick Muldoon	1-4	0-0	0-0	0/1	1	4	2	1	0	1	0	14
Aboubacar Diallo	0-0	0-0	0-0	0/0	0	0	0	0	0	0	0	0+
TEAM				3/1	4							
Totals	29-72	12-30	16-27	16/37	53	19	86	22	15	7	8	225
By Periods	1	2	OT	Final								
Southeast Missouri	41	30	9	80								
Eastern Illinois	42	29	15	86								
FG Percentage: SEMO 38.6, EIU 40.3 3-Point FG Percentage: SEMO 42.1, EIU 40.0												
FT Percentage: SEMO 72.0, EIU 59.3 Attendance: 1,992												

Southeast Missouri State REDHAWKS

BOX SCORES

GAME #29 - Southeast Missouri 90, UT Martin 61

February 18, 2017 • Show Me Center • Cape Girardeau, Mo.

UTM (18-11, 8-6)	FG	3P	FT	Q/D	REB	E	PTS	A	TO	B	S	M
Chandler Rowe, f	1-3	0-1	2-4	5/4	9	2	4	1	1	2	0	28
Javier Martinez, f	4-5	0-0	4-4	4/6	10	2	12	0	2	0	1	31
Jalen Jackson, g	0-7	0-1	4-4	0/2	2	0	4	3	2	0	1	23
Matthew Butler, g	5-11	2-6	0-1	0/1	1	3	12	1	3	0	0	25
Jacoby Mobley, g	2-7	0-2	0-1	1/1	2	3	4	3	3	0	0	21
Dante Bailey	2-4	1-3	0-0	0/0	0	1	5	0	0	0	0	14
Kedar Edwards	1-4	0-1	1-4	4/3	7	1	3	0	4	0	0	11
Mike Fofana	1-3	0-1	1-2	1/1	2	1	3	0	1	0	0	9
Fatodd Lewis	0-0	0-0	0-0	0/1	1	0	0	1	1	0	0	4
Malik Pugh	1-2	0-1	1-2	0/0	0	0	3	0	1	0	0	8
Malik London	0-0	0-0	0-0	0/0	0	1	0	0	0	0	0	2
Kahari Beaufort	3-7	2-6	3-4	0/2	2	1	11	0	0	0	0	24
TEAM				0/1	1							
Totals.....	20-53	5-22	16-26	15/22	37	15	61	9	18	2	2	200
SEMO (13-16, 8-6)	FG	3P	FT	Q/D	REB	E	PTS	A	TO	B	S	M
Trey Kellum, f	4-5	0-0	1-1	1/3	4	2	9	0	4	0	1	23
Antionius Cleveland, g	9-14	3-4	0-0	0/5	5	4	21	1	1	0	3	30
Tahj Eaddy, g	1-7	0-6	0-0	0/4	4	0	2	11	0	0	1	27
Jamaal Calvin, g	5-9	3-7	2-2	0/4	4	1	15	1	2	0	3	26
Denzel Mahoney, g	5-11	2-6	5-6	3/2	5	3	17	4	0	1	1	30
Jonathan Dalton	0-1	0-1	0-0	0/1	1	2	0	1	1	0	1	17
Eli Sample	0-1	0-1	0-0	0/0	0	0	0	1	1	0	0	6
Jaylen Benton	3-4	3-3	2-2	0/2	2	4	11	3	1	0	2	21
Daniel Simmons	5-8	5-6	0-0	1/1	2	1	15	2	1	0	0	20
TEAM				2/1	3							
Totals.....	32-60	16-34	10-11	7/23	30	17	90	24	11	1	12	200
By Periods	1	2	Final									
UT Martin	38	23	61									
Southeast Missouri	49	41	90									

FG Percentage: UTM 37.7, SEMO 53.3 3-Point FG Percentage: UTM 22.7, SEMO 47.1
FT Percentage: UTM 61.5, SEMO 90.9 Attendance: 3,160

GAME #30 - Southeast Missouri 82, Murray State 69

February 23, 2017 • Show Me Center • Cape Girardeau, Mo.

MUR (14-15, 8-7)	FG	3P	FT	Q/D	REB	E	PTS	A	TO	B	S	M
Terrell Miller, f	6-12	3-6	2-5	4/4	8	3	17	2	2	0	1	36
Brion Sanchious, f	1-1	0-0	0-0	0/1	1	0	2	0	1	0	0	27
Gee Mcghee, f	3-9	1-4	3-4	2/3	5	4	10	3	6	0	1	32
Jonathan Stark, g	7-16	3-8	0-0	1/6	7	2	17	3	3	0	1	39
Bryce Jones, g	6-15	1-7	5-6	0/2	2	2	18	6	2	0	2	39
Jerami Grace	0-0	0-0	0-0	0/0	0	0	0	0	0	0	0	1
Dondre Griffin	0-1	0-1	0-0	0/0	0	0	0	0	0	0	0	1
Gilbert Thomas	0-0	0-0	0-0	0/0	0	0	0	0	0	0	0	1
Jalen Dupree	2-7	0-0	1-3	4/2	6	2	5	0	1	1	0	24
TEAM				4/2	6							
Totals.....	25-61	8-26	11-18	15/20	35	13	69	14	15	1	5	200
SEMO (14-16, 9-6)	FG	3P	FT	Q/D	REB	E	PTS	A	TO	B	S	M
Trey Kellum, f	4-8	0-0	2-4	3/4	7	3	10	1	2	0	2	32
Antionius Cleveland, g	6-8	1-2	0-0	1/10	11	2	13	7	2	2	1	34
Tahj Eaddy, g	3-8	3-5	4-4	0/3	3	1	13	4	3	0	1	33
Jamaal Calvin, g	4-6	3-5	2-2	0/0	0	0	13	3	1	0	1	29
Denzel Mahoney, g	6-11	2-4	0-0	0/1	1	2	14	2	2	0	0	26
Milos Vranes	1-3	0-2	0-0	0/3	3	3	2	1	0	0	0	13
Jonathan Dalton	1-1	0-0	0-0	0/0	0	0	2	1	0	0	0	4
Eli Sample	0-0	0-0	0-0	0/0	0	0	0	0	0	0	0	1
Jaylen Benton	5-6	2-3	0-0	0/0	0	3	12	2	1	0	0	13
Daniel Simmons	1-4	1-3	0-0	0/1	1	0	3	2	2	1	1	15
TEAM				1/4	5							
Totals.....	31-55	12-24	8-10	5/26	31	14	82	23	13	3	6	200
By Periods	1	2	Final									
Murray State	33	36	69									
Southeast Missouri	40	42	82									

FG Percentage: MUR 41.0, SEMO 56.4 3-Point FG Percentage: MUR 30.8, SEMO 50.0
FT Percentage: MUR 61.1, SEMO 80.0 Attendance: 5,225

GAME #31 - Austin Peay 88, Southeast Missouri 79

February 25, 2017 • Show Me Center • Cape Girardeau, Mo.

APSU (11-19, 7-9)	FG	3P	FT	Q/D	REB	E	PTS	A	TO	B	S	M
Dre'Kalo Calyton, f	1-1	1-1	0-0	0/6	6	2	3	0	0	0	0	17
Kenny Jones, f	8-11	1-2	1-1	2/8	10	2	18	1	3	3	0	34
Jared Savage, g	5-9	3-6	7-7	0/6	6	4	20	1	1	1	2	34
Josh Robinson, g	5-11	4-9	0-0	0/0	0	1	14	4	4	0	1	38
John Murry, g	9-17	5-6	10-11	1/6	7	2	33	1	4	0	1	37
C. Porter-Bunton	0-1	0-0	0-0	0/3	3	5	0	0	0	0	0	9
Tre Ivory	0-0	0-0	0-0	0/0	0	0	0	0	0	0	0	2
Steve Harris	0-1	0-0	0-0	0/0	0	1	0	1	0	0	0	7
Jartavious Dobbs	0-0	0-0	0-0	0/1	1	2	0	0	2	0	0	6
Zach Glotta	0-3	0-1	0-0	0/2	2	0	0	1	1	0	0	16
Totals.....	28-54	14-25	18-19	3/32	35	19	88	9	15	4	4	200
SEMO (14-17, 9-7)	FG	3P	FT	Q/D	REB	E	PTS	A	TO	B	S	M
Trey Kellum, f	6-12	0-0	8-10	7/5	12	4	20	2	3	0	3	33
Antionius Cleveland, g	7-13	0-3	6-8	1/7	8	1	20	3	2	1	1	34
Tahj Eaddy, g	1-5	1-2	0-0	0/1	1	2	3	1	1	0	0	16
Jamaal Calvin, g	0-6	0-4	0-0	0/1	1	2	0	1	0	0	0	25
Denzel Mahoney, g	6-13	1-4	7-9	1/3	4	2	20	0	2	0	0	31
Milos Vranes	2-5	1-4	0-0	3/1	4	4	5	1	0	0	0	15
Jonathan Dalton	1-4	0-0	0-0	1/1	2	3	2	0	0	0	0	15
Jaylen Benton	3-10	1-6	0-0	2/2	4	1	7	3	0	0	3	25
Daniel Simmons	1-4	0-2	0-0	0/1	1	0	2	0	1	0	1	6
TEAM				2/1	3							
Totals.....	27-72	4-25	21-27	17/23	40	19	79	11	9	1	8	200
By Periods	1	2	Final									
Austin Peay	41	47	88									
Southeast Missouri	40	39	79									

FG Percentage: APSU 51.9, SEMO 37.5 3-Point FG Percentage: APSU 56.0, SEMO 16.0
FT Percentage: APSU 94.7, SEMO 77.8 Attendance: 3,746

GAME #32 - Southeast Missouri 78, Tennessee State 75^{OT}

March 1, 2017 • Municipal Auditorium • Nashville, Tenn.

TSU (17-13)	FG	3P	FT	Q/D	REB	E	PTS	A	TO	B	S	M
Armani Chaney, *	4-7	3-5	3-4	0/4	4	0	14	5	5	0	2	40-
Jordan Reed, *	3-6	0-0	2-2	2/6	8	5	8	0	4	1	0	24
Tahjere McCall, *	4-11	0-0	4-4	2/5	7	5	12	6	7	0	0	37
Darreon Reddick, *	2-7	0-3	2-2	0/2	2	3	6	2	4	0	1	37
Wayne Martin, *	6-10	0-1	7-11	4/4	8	5	19	0	1	1	0	30
Delano Spencer	0-4	0-4	3-4	0/4	4	3	3	0	1	0	1	18
K. Hamilton	4-9	2-7	0-0	1/4	5	4	10	1	3	2	0	29
Christian Mekowulu	1-2	0-0	1-1	1/4	5	2	3	0	2	0	0	10
TEAM				5/1	6							
Totals.....	24-56	5-20	22-28	15/34	49	27	75	14	27	4	4	225
SEMO (15-17)	FG	3P	FT	Q/D	REB	E	PTS	A	TO	B	S	M
Antionius Cleveland, *	6-12	1-3	3-5	0/6	6	4	16	2	3	2	0	31
Tahj Eaddy, *	2-9	2-4	4-4	0/3	3	4	10	2	2	0	2	38
Jamaal Calvin, *	2-7	2-6	0-0	0/1	1	2	6	1	1	0	3	32
Trey Kellum, *	2-5	0-0	5-8	3/3	6	5	9	1	1	0	0	24
Denzel Mahoney, *	8-19	4-11	14-15	1/4	5	3	34	0	2	1	0	44
Milos Vranes	1-3	0-1	0-0	1/1	2	2	2	0	1	0	1	16
Jonathan Dalton	0-1	0-1	0-0	0/1	1	0	0	2	0	0	0	11
Jaylen Benton	0-3	0-1	1-2	1/0	1	5	1	4	2	0	1	18
Daniel Simmons	0-1	0-1	0-0	0/2	2	0	0	1	1	0	0	11
TEAM				2/1	3							
Totals.....	21-60	9-28	27-34	8/22	30	25	78	13	13	3	7	225
By Periods	1	2	OT	Final								
Tennessee State	34	30	11	75								
Southeast Missouri	28	36	14	78								

FG Percentage: TSU 42.9, SEMO 35.0 3-Point FG Percentage: TSU 25.0, SEMO 32.1
FT Percentage: TSU 78.6, SEMO 79.4 Attendance: 1,043

Southeast Missouri State

REDHAWKS

BOX SCORES

GAME #33 - Jacksonville State 74, Southeast Missouri 51

March 2, 2017 • Municipal Auditorium • Nashville, Tenn.

SEMO (15-18)	FG	3P	FT	O/D	REB	F	PTS	A	TO	B	S	M
Antoniuss Cleveland, *	3-14	0-2	1-2	1/4	5	0	7	1	0	0	2	32
Tahj Eaddy, *	1-5	0-2	0-0	1/2	3	2	2	3	0	0	1	28
Jamaal Calvin, *	0-4	0-3	0-0	0/2	2	0	0	1	3	0	0	19
Trey Kellum, *	4-9	0-0	0-0	1/3	4	1	8	2	3	0	0	23
Denzel Mahoney, *	7-18	3-7	3-3	4/1	5	1	20	0	0	0	0	31
Milos Vranes	1-2	1-2	0-0	1/0	1	1	3	2	0	0	0	15
Jonathan Dalton	0-0	0-0	2-2	0/1	1	1	2	1	0	0	0	18
Eli Sample	0-0	0-0	0-0	0/0	0	0	0	0	0	0	0	1
Jaylen Benton	1-2	1-2	0-0	0/1	1	2	3	2	0	0	0	13
Daniel Simmons	2-4	2-4	0-0	0/4	4	1	6	0	1	0	0	20
TEAM				0/1	1			1				
Totals	19-58	7-22	6-7	8/19	27	9	51	12	8	0	3	200
JSU (18-14)	FG	3P	FT	O/D	REB	F	PTS	A	TO	B	S	M
Greg Tucker, *	4-12	3-8	1-2	0/2	2	0	12	4	1	0	0	32
Jacara Cross, *	0-0	0-0	0-0	0/0	0	1	0	0	0	0	0	3
Norbertas Giga, *	3-5	1-1	4-4	1/11	12	0	11	2	3	1	2	36
Erik Durham, *	5-9	4-7	2-3	3/8	11	0	16	3	1	0	1	37
M. Drumwright, *	7-15	1-7	0-0	0/2	2	1	15	7	0	1	0	36
Derrick Green	0-0	0-0	0-0	0/1	1	0	0	0	0	0	0	1
Tyrik Edwards	1-2	0-1	1-1	0/1	1	0	3	1	0	0	0	12
Des Curry	0-0	0-0	0-0	0/0	0	0	0	1	0	0	0	1
Deshawn Jones	1-1	0-0	0-0	0/0	0	0	2	0	0	0	0	1
C. Cunningham	3-4	0-0	0-0	1/3	4	3	6	1	1	5	1	28
Andre Statam	3-4	3-3	0-0	0/2	2	0	9	0	0	0	0	10
Ashton Spears	0-0	0-0	0-0	1/0	1	0	0	0	2	0	0	3
TEAM				0/2	2			1				
Totals	27-52	12-27	8-10	6/32	38	5	74	19	9	7	4	200
By Periods	1	2	Final									
Southeast Missouri	27	24	51									
Jacksonville State	31	43	74									
FG Percentage: SEMO 32.8, JSU 51.9 3-Point FG Percentage: SEMO 31.8, JSU 44.4												
FT Percentage: SEMO 85.7, JSU 80.0 Attendance: 1,001												



 **YOUR
REDHAWKS**

OPPONENTS

Southeast Missouri State REDHAWKS

2017-18 OPPONENTS

MISSOURI BAPTIST SPARTANS

Nov. 10 / 6:30 p.m., CT
Cape Girardeau, Mo.



Location.....St. Louis, Mo.
Founded.....1964
Enrollment.....1,169
Colors.....Navy & White
Nickname.....Spartans
Conference.....American Midwest
Arena.....Petty Sports Complex
President.....Dr. R. Alton Lacey
Athletics Director.....Dr. Thomas Smith
Media Relations.....Brad Cygan
Office Phone.....(618) 210-4518
Cell Phone.....N/A
Email.....cyganb@mobap.edu
Fax.....(314) 392-2371
Press Row.....N/A
Website.....MBUSpartans.com
Head Coach.....Matt Brock
Alma Mater.....Truman State
Career Record.....36-27
School Record (Yrs.).....36-27 (2)
2016-17 Record.....17-15
Conference Record/Finish.....10-12/8th
Starters Returning/Lost.....N/A
Lettermen Returning/Lost.....N/A

MBUSPARTANS.COM

EVANSVILLE PURPLE ACES

Nov. 16 / 7 p.m., CT
Evansville, Ind.



Location.....Evansville, Ind.
Founded.....1854
Enrollment.....2,822
Colors.....Purple, White & Orange
Nickname.....Purple Aces
Conference.....Missouri Valley
Arena.....Ford Center (8,930)
President.....Dr. Thomas Kazee
Athletics Director.....Mark Spencer
Media Relations.....Bob Pristash
Office Phone.....(812) 488-2285
Cell Phone.....(812) 266-5288
Email.....rp113@evansville.edu
Fax.....(812) 488-2199
Press Row.....N/A
Website.....GoPurpleAces.com
Head Coach.....Marty Simmons
Alma Mater.....Evansville, 1987
Career Record.....281-249
School Record (Yrs.).....183-176
2016-17 Record.....16-17
Conference Record.....6-12
Starters Returning/Lost.....N/A
Lettermen Returning/Lost.....N/A

GOPURPLEACES.COM

MISSOURI BAPTIST SCHEDULE

November

4 Baptist Bible College
7 at Lincoln Christian
10 at Southeast Missouri
13 Evangel
16 at Park University
18 St. Louis College of Pharmacy
21 at Truman State
24 at Peru State College
25 at Culver-Stockton
30 at William Woods

December

2 at Harris-Stowe
9 Philander Smith College
11 at Missouri Valley College
13 Culver-Stockton
16 Central Baptist College
19 Lyon College
30 at Lindenwood-Bellefonte

January

4 Freed-Hardeman
6 Williams Baptist College
11 at Hannibal-LaGrange
13 Columbia College
18 Park University
20 at St. Louis College of Pharmacy
25 William Woods
27 Harris-Stowe

February

1 at Lyon College
3 at Central Baptist College
10 Lindenwood-Bellefonte
15 at Freed-Hardeman
17 Williams Baptist College
22 Hannibal-LaGrange
24 at Columbia College

LOUISIANA TECH BULLDOGS

Nov. 13 / 6:30 p.m., CT
Ruston, La.



Location.....Ruston, La.
Founded.....1894
Enrollment.....12,694
Colors.....Red & Blue
Nickname.....Bulldogs
Conference.....C-USA
Arena.....Thomas Assembly Center (8,000)
President.....Dr. Les Guice
Athletics Director.....Tommy McClelland
Media Relations.....Kane McGuire
Office Phone.....(318) 257-5071
Cell Phone.....(318) 548-2161
Email.....kmcguire@latech.edu
Fax.....N/A
Press Row.....(318) 257-3144
Website.....LaTechSports.com
Head Coach.....Eric Konkol
Alma Mater.....UW at Eau Claire, 2000
Career Record.....46-20
School Record (Yrs.).....46-20 (2)
2016-17 Record.....23-10
Conference Record/Finish.....14-4/2nd
Starters Returning/Lost.....3/2
Lettermen Returning/Lost.....8/4

LATECHSPORTS.COM

LOUISIANA TECH SCHEDULE

November

10 UT Tyler
13 Southeast Missouri
18 Montana State
21 vs. George Mason
22 vs. Fresno State/Evansville
29 at Alabama

December

2 Miles College
6 Stephen F. Austin
9 Jackson State
12 Louisiana-Lafayette
16 at Texas
21 vs. Alabama State
22 vs. Liberty/Fort Wayne
28 at Western Kentucky
30 at Marshall

January

4 UTSA
6 UTEP
11 at Middle Tennessee
13 at UAB
18 North Texas
20 Rice
27 Southern Mississippi

February

1 at Florida Atlantic
3 at Florida International
8 Charlotte
10 Old Dominion
15 UAB
17 Middle Tennessee
22 at UTEP
24 at UTSA

March

3 at Southern Mississippi
7-10 C-USA Tournament

EVANSVILLE SCHEDULE

November

10 Arkansas State
13 North Carolina Central
16 Southeast Missouri
18 Binghamton
21 vs. Fresno State
22 vs. George Mason/La. Tech
29 at New Mexico

December

2 Oakland City
5 at Bowling Green
9 Canisius
16 Austin Peay
17 Midway
20 at Duke
23 Illinois State
30 at Loyola

January

3 at Southern Illinois
6 Bradley
10 Missouri State
13 at Drake
17 Indiana State
20 at Bradley
24 at Valparaiso
27 Drake
31 Northern Iowa

February

3 at Illinois State
7 Valparaiso
10 at Missouri State
13 at Northern Iowa
18 Loyola
21 at Indiana State
24 Southern Illinois

March

1-4 MVC Championship

CSUN MATADORS

Nov. 21 / 2 p.m., CT
Cancun, Mexico



Location.....Northridge, Calif.
Founded.....1958
Enrollment.....41,548
Colors.....Red, White & Black
Nickname.....Matadors
Conference.....Big West
Arena.....The Matadome (2,000)
President.....Dr. Dianne F. Harrison
Athletics Director.....Dr. Brandon E. Martin
Media Relations.....Nick Bocanegra
Office Phone.....(818) 677-7188
Cell Phone.....N/A
Email.....nicholas.bocanegra@csun.edu
Fax.....N/A
Press Row.....N/A
Website.....GoMatadors.com
Head Coach.....Reggie Theus
Alma Mater.....California Coast, 2002
Career Record.....79-104
School Record (Yrs.).....79-104 (4)
2016-17 Record.....11-19
Conference Record/Finish.....7-9/6th
Starters Returning/Lost.....2/3
Lettermen Returning/Lost.....5/11

GOMATADORS.COM

CSUN SCHEDULE

November

10 Life Pacific
13 at Fresno State
18 at George Mason
21 vs. Southeast Missouri
22 vs. Binghamton/Montana State
28 at California

December

3 at Montana
6 at Idaho State
9 Loyola-Marymount
17 at Eastern Washington
19 at Sacramento State
23 Idaho State
27 San Diego Christian
30 Morgan State

January

6 Hawai'i
10 at Long Beach State
13 UC Irvine
17 at UC Riverside
20 Cal Poly
25 at UC Davis
27 Long Beach State

February

1 UC Davis
3 at UC Santa Barbara
7 at UC Irvine
10 at Hawai'i
14 UC Riverside
17 at Cal State Fullerton
22 at Cal Poly
24 UC Santa Barbara
28 Cal State Fullerton

March

8-10 Big West Tournament

Southeast Missouri State REDHAWKS

2017-18 OPPONENTS

BINGHAMTON BEARCATS

Nov. 22 / 11:30 a.m. or
2 p.m., CT
Cancun, Mexico



Location.....Vestal, N.Y.
Founded.....1946
Enrollment.....17,292
Colors.....Dark Green & Black
Nickname.....Bearcats
Conference.....America East
Arena.....Events Center (5,142)
President.....Harvey G. Stenger
Athletics Director.....Patrick J. Elliott
Media Relations.....John Hartrick
Office Phone.....(607) 777-6800
Cell Phone.....(607) 222-6474
Email.....hartrick@binghamton.edu
Fax.....N/A
Press Row.....N/A
Website.....BUBearcats.com
Head Coach.....Tommy Dempsey
Alma Mater.....Susquehanna, 1997
Career Record.....243-235
School Record (Yrs.).....36-118 (5)
2016-17 Record.....12-20
Conference Record.....3-13/t8th
Starters Returning/Lost.....5/0
Lettermen Returning/Lost.....11/2

BUBEARCATS.COM

N.C. CENTRAL EAGLES

Nov. 26 / 2 p.m., CT
Cape Girardeau, Mo.
Dec. 2 / 6 p.m., CT
Durham, N.C.



Location.....Durham, N.C.
Founded.....1910
Enrollment.....8,011
Colors.....Maroon & Gray
Nickname.....Eagles
Conference.....Mid-Eastern Athletic
Arena.....McDougald-McLendon (3,116)
Chancellor.....Dr. Debra Saunders-White
Athletics Director.....Ingrid Wicker-McCree
Media Relations.....Jonathan Duren
Office Phone.....(919) 530-6892
Cell Phone.....(919) 757-9747
Email.....jduren@nccu.edu
Fax.....N/A
Press Row.....(919) 757-9747
Website.....NCCUEaglePride.com
Head Coach.....LeVelle Moton
Alma Mater.....NCCU, 1996
Career Record.....127-94
School Record (Yrs.).....127-94 (8)
2016-17 Record.....25-9
Conference Record/Finish.....13-3/1st
Starters Returning/Lost.....N/A
Lettermen Returning/Lost.....N/A

NCCUEAGLEPRIDE.COM

BINGHAMTON SCHEDULE

November

10 Morgan State
13 at Cornell
16 at George Mason
18 at Evansville
21 vs. Montana State
22 vs. Southeast Missouri/CSUN
26 Hartwick College
29 at Delaware State

December

2 Colgate
6 Army
9 at Loyola (Md.)
17 at Sacred Heart
19 at Penn State
22 LIU Brooklyn
30 Elmira College

January

6 Maine
10 at New Hampshire
13 at Hartford
15 Albany
18 at Stony Brook
21 UMass-Lowell
24 at UMBC
27 New Hampshire
31 Vermont

February

3 at Maine
8 UMBC
15 Stony Brook
18 at UMass-Lowell
21 at Vermont
24 Hartford
27 at Albany

March

3 America East Tournament

MONTANA STATE BOBCATS

Nov. 22 / 11:30 a.m. or
2 p.m., CT
Cancun, Mexico



Location.....Bozeman, Mont.
Founded.....1893
Enrollment.....16,600
Colors.....Blue & Gold
Nickname.....Bobcats
Conference.....Big Sky
Arena.....Worthington Arena (4,500)
President.....Dr. Waded Cruzado
Athletics Director.....Leon Costello
Media Relations.....Bill Lamberty
Office Phone.....(406) 994-5133
Cell Phone.....(406) 580-6781
Email.....blamberty@msubobcats.com
Fax.....N/A
Press Row.....N/A
Website.....MSUBobcats.com
Head Coach.....Brian Fish
Alma Mater.....Marshall, 1989
Career Record.....37-56
School Record (Yrs.).....37-56 (4)
2016-17 Record.....16-16
Conference Record/Finish.....9-9/6th
Starters Returning/Lost.....5/0
Lettermen Returning/Lost.....8/4

MSUBOBCATS.COM

MONTANA STATE SCHEDULE

November

10 Omaha at Great Falls
13 at Utah State
15 Montana Western
18 at Louisiana Tech
21 vs. Binghamton
22 vs. CSUN/Southeast Missouri
26 at Fresno State
29 Bethesda (Calif.)

December

2 at Milwaukee
5 at Central Michigan
9 UC Santa Barbara
18 Denver
21 at Omaha
28 at Southern Utah
30 at Northern Arizona

January

4 Northern Colorado
6 North Dakota
11 at Portland State
13 at Sacramento State
20 Montana
25 Northern Arizona
27 Southern Utah

February

1 at North Dakota
3 at Northern Colorado
8 Sacramento State
10 Portland State
15 at Idaho
17 at Eastern Washington
24 at Montana

March

1 Idaho State
3 Weber State
6 Big Sky Tournament

NCCU SCHEDULE

November

10 at Illinois-Chicago
13 at Evansville
15 at UT Martin
17 Warren Wilson
19 Southern University
22 at Marshall
24 at Illinois
26 at Southeast Missouri
30 Christendom College

December

2 Southeast Missouri
9 at George Mason
11 at Grand Canyon
14 McNeese State
30 St. Andrews

January

3 at Delaware State
8 Norfolk State
13 Coppin State
15 Morgan State
20 at Howard
22 at UMES
27 at North Carolina A&T

February

3 Delaware State
5 Hampton
10 at Florida A&M
12 at Bethune-Cookman
17 UMES
19 Howard
24 at South Carolina State
26 at Savannah State

March

1 North Carolina A&T
5-10 MEAC Tournament

HANNIBAL-LAGRANGE TROJANS

Nov. 28 / 6:30 p.m., CT
Cape Girardeau, Mo.



Location.....Hannibal, Mo.
Founded.....1858
Enrollment.....1,191
Colors.....Scarlet & Blue
Nickname.....Trojans
Conference.....American Midwest
Arena.....Mabee Sports Complex
President.....Dr. Anthony Allen
Athletics Director.....Jason Nichols
Media Relations.....Jason Farr
Office Phone.....(573) 629-3227
Cell Phone.....N/A
Email.....jason.farr@hlgtrojans.com
Fax.....(573) 221-9424
Press Row.....(573) 629-3210
Website.....HLGTrojans.com
Head Coach.....Jason Durst
Alma Mater.....Culver-Stockton
Career Record.....110-235
School Record (Yrs.).....110-235 (12)
2016-17 Record.....8-18
Conference Record.....5-17
Starters Returning/Lost.....N/A
Lettermen Returning/Lost.....N/A

HLGTROJANS.COM

HLG SCHEDULE

November

7 at Culver-Stockton
10 at Missouri Valley College
14 Culver-Stockton
16 at Lyon College
18 at Central Baptist College
20 at Lindenwood
25 at Southwest Baptist
28 at Southeast Missouri
30 Williams Baptist College

December

2 Freed-Hardeman
4 Missouri Valley College
9 at Quincy
14 Park University
28 at Columbia College
30 St. Louis College of Pharmacy

January

2 at Harris-Stowe
4 at St. Ambrose
6 at Lindenwood-Bellefonte
11 Missouri Baptist
13 at William Woods
18 Lyon College
20 Central Baptist College
25 at Williams Baptist College
27 at Freed-Hardeman

February

1 at Park University
8 Columbia College
10 at St. Louis College of Pharmacy
13 Harris-Stowe
17 Lindenwood-Bellefonte
22 at Missouri Baptist
24 William Woods

Southeast Missouri State REDHAWKS

2017-18 OPPONENTS

UMKC KANGAROOS

Dec. 6 / 6:30 p.m., CT
Cape Girardeau, Mo.



Location.....Kansas City, Mo.
Founded.....1933
Enrollment.....16,699
Colors.....Blue & Gold
Nickname.....Kangaroos
Conference.....Western Athletic
Arena.....Municipal Auditorium (9,827)
Chancellor.....Leo E. Morton
Athletics Director.....Carla Wilson
Media Relations.....Shelby Hild
Office Phone.....(816) 235-1053
Cell Phone.....N/A
Email.....hilds@umkc.edu
Fax.....N/A
Press Row.....N/A
Website.....UMKCKangaroos.com
Head Coach.....Kareem Richardson
Alma Mater.....Evansville, 1997
Career Record.....54-75
School Record (Yrs.).....54-75 (4)
2016-17 Record.....18-17
Conference Record/Finish.....8-6/4th
Starters Returning/Lost.....N/A
Lettermen Returning/Lost.....N/A

UMKCKANGAROOS.COM

KANSAS STATE WILDCATS

Dec. 16 / 7 p.m., CT
Manhattan, Kan.



Location.....Manhattan, Kan.
Founded.....1863
Enrollment.....22,048
Colors.....Purple & White
Nickname.....Wildcats
Conference.....Big 12
Arena.....Bramlage Coliseum (12,528)
President.....Richard B. Myers
Athletics Director.....Gene Taylor
Media Relations.....Tom Gilbert
Office Phone.....(785) 532-7979
Cell Phone.....(785) 587-7868
Email.....tgilbert@kstatesports.com
Fax.....(785) 539-6093
Press Row.....(785) 539-3423
Website.....K-StateSports.com
Head Coach.....Bruce Weber
Alma Mater... Wisconsin-Milwaukee, 1978
Career Record.....413-223
School Record (Yrs.).....100-68 (5)
2016-17 Record.....21-14
Conference Record/Finish.....8-10/6th
Starters Returning/Lost.....3/2
Lettermen Returning/Lost.....8/6

K-STATESPORTS.COM

UMKC SCHEDULE

November

10 at Wichita State
12 Haskell
14 at Kansas State
16 Loyola
20 vs. Manhattan
21 vs. TBA
22 vs. TBA
26 at UT Martin
30 South Dakota

December

6 at Southeast Missouri
9 at North Carolina State
16 at Incarnate Word
19 Central Michigan
22 South Dakota State
28 Avila

January

2 at USC Upstate
6 UT Rio Grande Valley
11 at Utah Valley
13 at Seattle
18 CSU Bakersfield
20 Grand Canyon
23 William Jewell
27 New Mexico State

February

1 at Grand Canyon
3 at CSU Bakersfield
8 Seattle
10 Utah Valley
15 Chicago State
22 at UT Rio Grande Valley
24 at New Mexico State

March

3 at Chicago State
7 WAC Tournament

SOUTHERN ILLINOIS SALUKIS

Dec. 9 / 7 p.m., CT
Carbondale, Ill.



Location.....Carbondale, Ill.
Founded.....1869
Enrollment.....14,554
Colors.....Maroon & White
Nickname.....Salukis
Conference.....Missouri Valley
Arena.....SIU Arena
Chancellor.....Dr. Carlo Montemagno
Athletics Director.....Tommy Bell
Media Relations.....Tom Weber
Office Phone.....(618) 453-7236
Cell Phone.....(618) 528-1111
Email.....tomweber@siu.edu
Fax.....(618) 453-2648
Press Row.....N/A
Website.....SIUSalukis.com
Head Coach.....Barry Hinson
Alma Mater.....Oklahoma State, 1983
Career Record.....284-223
School Record (Yrs.).....79-83 (6)
2016-17 Record.....17-16
Conference Record/Finish.....9-9/t3rd
Starters Returning/Lost.....3/2
Lettermen Returning/Lost.....10/3

SIUSALUKIS.COM

SOUTHERN ILLINOIS SCHEDULE

November

10 at Winthrop
18 Illinois-Springfield
21 at Louisville
25 at Murray State
29 SIUE

December

2 San Jose State
6 at Saint Louis
9 Southeast Missouri
13 Jackson State
17 Lamar
19 North Carolina A&T
22 vs. Nevada
23 vs. Duquesne
28 at Northern Iowa
31 Drake

January

3 Evansville
6 at Valparaiso
9 at Bradley
13 Illinois State
17 at Loyola
21 Northern Iowa
24 Indiana State
27 at Missouri State
30 at Drake

February

3 Valparaiso
8 at Illinois State
11 Bradley
14 Missouri State
17 at Indiana State
21 Loyola
24 at Evansville

March

1-4 MVC Tournament

BRADLEY BRAVES

Dec. 20 / 1 p.m., CT
Cape Girardeau, Mo.



Location.....Peoria, Ill.
Founded.....1898
Enrollment.....5,813
Colors.....Red & White
Nickname.....Braves
Conference.....Missouri Valley
Arena.....Carver Arena (11,164)
President.....Gary R. Roberts
Athletics Director.....Chris Reynolds
Media Relations.....Jason Veniskey
Office Phone.....(309) 677-3636
Cell Phone.....N/A
Email.....jveniskey@bradley.edu
Fax.....(309) 677-3626
Press Row.....(309) 680-3795
Website.....BUBraves.com
Head Coach.....Brian Wardle
Alma Mater.....Marquette, 2001
Career Record.....18-47
School Record (Yrs.).....18-47 (2)
2016-17 Record.....13-20
Conference Record/Finish.....7-11/7th
Starters Returning/Lost.....N/A
Lettermen Returning/Lost.....N/A

BUBRAVES.COM

BRADLEY SCHEDULE

November

11 IUPUI
14 Delaware
17 vs. Vermont
18 vs. Coastal Carolina
19 vs. TBA
22 Missouri S&T
25 Georgia Southern

December

1 Eastern Illinois
3 at San Diego State
13 Little Rock
16 at Chicago State
20 at Southeast Missouri
22 at Ole Miss
28 at Drake
31 at Northern Iowa

January

3 Valparaiso
6 at Evansville
9 Southern Illinois
13 at Loyola
17 at Illinois State
20 Evansville
23 Missouri State
28 at Indiana State
31 Loyola

February

3 Drake
7 at Northern Iowa
11 at Southern Illinois
14 Illinois State
17 at Valparaiso
21 at Missouri State
24 Indiana State

March

1-4 Missouri Valley Tournament

Southeast Missouri State REDHAWKS

2017-18 OPPONENTS

SAINT LOUIS BILLIKENS

Dec. 22 / 6 p.m., CT
St. Louis, Mo.



Location.....St. Louis, Mo.
Founded.....1818
Enrollment.....12,914
Colors.....Royal Blue & White
Nickname.....Billikens
Conference.....Atlantic 10
Arena.....Chaifetz Arena (10,600)
President.....Dr. Fred Pestello
Athletics Director.....Chris May
Media Relations.....Brian Kunderman
Office Phone.....(314) 977-3346
Cell Phone.....(314) 808-4868
Email.....bkunderm@slu.edu
Fax.....N/A
Press Row.....(314) 977-5212
Website.....SLUBillikens.com
Head Coach.....Travis Ford
Alma Mater.....Kentucky, 1994
Career Record.....357-278
School Record (Yrs.).....12-21 (1)
2016-17 Record.....12-21
Conference Record/Finish.....6-12/11th
Starters Returning/Lost.....N/A
Lettermen Returning/Lost.....N/A

SLUBILLIKENS.COM

TENNESSEE STATE TIGERS

Dec. 31 / 1 p.m., CT
Cape Girardeau, Mo.



Location.....Nashville, Tenn.
Founded.....1912
Enrollment.....9,165
Colors.....Reflex Blue & White
Nickname.....Tigers
Conference.....Ohio Valley
Arena.....Gentry Center (9,100)
President.....Dr. Glenda Baskin Glover
Athletics Director.....Teresa Phillips
Media Relations.....Gavin Nevill
Office Phone.....(629) 202-1091
Cell Phone.....(610) 442-3431
Email.....tneville@tnstate.edu
Fax.....(615) 963-7692
Press Row.....(615) 963-7616
Website.....TSUTigers.com
Head Coach.....Dana Ford
Alma Mater.....Illinois State, 2006
Career Record.....42-50
School Record (Yrs.).....42-50 (3)
2016-17 Record.....17-13
Conference Record/Finish.....8-8/6th
Starters Returning/Lost.....2/3
Lettermen Returning/Lost.....9/6

TSUTIGERS.COM

SAINT LOUIS SCHEDULE

November

10 Seattle
13 Rockhurst
16 vs. Virginia Tech
17 vs. Providence/Washington
22 Detroit Mercy
28 Western Michigan

December

2 at Butler
6 Southern Illinois
9 Houston
12 Murray State
16 at Oregon State
19 Campbell
22 Southeast Missouri
30 at La Salle

January

3 at Davidson
6 Richmond
9 Rhode Island
13 at George Mason
17 Duquesne
20 at Massachusetts
23 VCU
27 Dayton
31 at Saint Joseph's

February

3 Fordham
7 at St. Bonaventure
10 La Salle
17 at Richmond
20 at Dayton
24 George Washington
28 at Duquesne

March

3 St. Bonaventure
7-11 Atlantic 10 Tournament

BELMONT BRUINS

Dec. 28 / 7:30 p.m., CT
Cape Girardeau, Mo.



Location.....Nashville, Tenn.
Founded.....1890
Enrollment.....8,080
Colors.....Navy, Red & White
Nickname.....Bruins
Conference.....Ohio Valley
Arena.....Curb Event Center (5,000)
President.....Dr. Robert C. Fisher
Athletics Director.....Scott Corley
Media Relations.....Greg Sage
Office Phone.....(615) 460-6698
Cell Phone.....N/A
Email.....greg.sage@belmont.edu
Fax.....(615) 460-5584
Press Row.....(615) 460-8554
Website.....BelmontBruins.com
Head Coach.....Rick Byrd
Alma Mater.....Tennessee, 1976
Career Record.....754-386
School Record (Yrs.).....662-331 (31)
2016-17 Record.....23-7
Conference Record/Finish.....15-1/1st
Starters Returning/Lost.....3/2
Lettermen Returning/Lost.....9/4

BELMONTBRUINS.COM

MURRAY STATE RACERS

Jan. 4 / 7 p.m., CT
Murray, Ky.
Feb. 1 / 7:30 p.m., CT
Cape Girardeau, Mo.



Location.....Murray, Ky.
Founded.....1922
Enrollment.....10,998
Colors.....Navy & Gold
Nickname.....Racers
Conference.....Ohio Valley
Arena.....CFSB Center (8,600)
President.....Dr. Bob Davies
Athletics Director.....Allen Ward
Media Relations.....Dave Winder
Office Phone.....(270) 809-4271
Cell Phone.....(270) 293-0566
Email.....dwinder@murraystate.edu
Fax.....(270) 809-6814
Press Row.....(270) 809-5551
Website.....GoRacers.com
Head Coach.....Matt McMahon
Alma Mater.....Appalachian State, 2000
Career Record.....33-31
School Record (Yrs.).....33-31 (2)
2016-17 Record.....16-17
Conference Record/Finish.....8-8/6th
Starters Returning/Lost.....3/2
Lettermen Returning/Lost.....6/5

GORACERS.COM

BELMONT SCHEDULE

November

10 at Washington
13 Vanderbilt
16 at Middle Tennessee
18 Houston Baptist
19 Seattle/Detroit Mercy
22 at Providence
27 Lipscomb
29 at TCU

December

2 Green Bay
4 at Lipscomb
13 Milwaukee
16 Pepperdine
19 at Western Kentucky
28 at Southeast Missouri
30 at UT Martin

January

4 Tennessee Tech
6 Jacksonville State
11 at SIUE
13 at Eastern Illinois
18 Murray State
20 Austin Peay
25 Eastern Illinois
27 SIUE

February

1 at Eastern Kentucky
3 at Morehead State
8 at Tennessee State
10 at Tennessee Tech
15 Eastern Kentucky
17 Morehead State
22 at Jacksonville State
24 Tennessee State
28 OVC Tournament

March

1-3 OVC Tournament

MURRAY STATE SCHEDULE

November

10 Brescia
13 Middle Tennessee
18 at Wright State
25 Southern Illinois
28 Harris-Stowe

December

2 Florida A&M
9 at Illinois State
12 at Saint Louis
16 Marist
19 Auburn
22 at Detroit Mercy
28 Eastern Illinois
30 SIUE

January

4 Southeast Missouri
6 UT Martin
11 at Jacksonville State
13 at Tennessee Tech
18 at Belmont
20 at Tennessee State
25 Morehead State
27 Eastern Kentucky

February

1 at Southeast Missouri
3 at UT Martin
8 Austin Peay
10 at SIUE
15 Jacksonville State
17 Tennessee Tech
22 at Eastern Illinois
24 at Austin Peay
28 OVC Tournament

March

1-3 OVC Tournament

Southeast Missouri State REDHAWKS

2017-18 OPPONENTS

AUSTIN PEAY GOVERNORS

Jan. 6 / 7 p.m., CT
Clarksville, Tenn.
Feb. 3 / 4:15 p.m., CT
Cape Girardeau, Mo.



Location.....Clarksville, Tenn.
Founded.....1927
Enrollment.....10,597
Colors.....Red & White
Nickname.....Governors
Conference.....Ohio Valley
Arena.....Dunn Center (7,257)
President.....Alisa White
Athletics Director.....Ryan Ivey
Media Relations.....Colby Wilson
Office Phone.....(931) 221-6561
Cell Phone.....N/A
Email.....wilsonrc@apsu.edu
Fax.....(931) 221-7562
Press Row.....(931) 221-7191
Website.....LetsGoPeay.com
Head Coach.....Matt Figger
Alma Mater.....Eastern Kentucky, 1995
Career Record.....First Year
School Record (Yrs.).....First Year
2016-17 Record.....11-19
Conference Record/Finish.....7-9/9th
Starters Returning/Lost.....N/A
Lettermen Returning/Lost.....N/A

LETSGOPEAY.COM

EASTERN KENTUCKY COLONELS

Jan. 13 / 4:15 p.m., C
Cape Girardeau, Mo
Feb. 22 / 7 p.m., CT
Richmond, Ky.



Location.....Richmond, Ky.
Founded.....1906
Enrollment.....17,034
Colors.....Maroon & White
Nickname.....Colonels
Conference.....Ohio Valley
Arena.....McBrayer Arena (6,500)
President.....Dr. Michael T. Benson
Athletics Director.....Stephen Lochmueller
Media Relations.....Steve Fohl
Office Phone.....(859) 622-1253
Cell Phone.....(859) 200-1958
Email.....steve.fohl@eku.edu
Fax.....(859) 622-5108
Press Row.....(859) 622-5908
Website.....EKUSports.com
Head Coach.....Dan McHale
Alma Mater.....Kentucky, 2001
Career Record.....27-35 (2)
School Record (Yrs.).....27-35 (2)
2016-17 Record.....12-19
Conference Record/Finish.....5-11/11th
Starters Returning/Lost.....3/2
Lettermen Returning/Lost.....9/7

EKUSPORTS.COM

AUSTIN PEAY SCHEDULE

November
10 at Vanderbilt
13 at Virginia
16 Oakland City
19 UNC Asheville
22 Bethel
26 Miami (Ohio)
29 at Oklahoma State
December
2 Alabama A&M
6 at Illinois
16 at Evansville
19 Troy
22 Western Kentucky
28 SIUE
30 Eastern Illinois
January
4 UT Martin
6 Southeast Missouri
11 at Tennessee Tech
13 at Jacksonville State
18 at Tennessee State
20 at Belmont
25 Eastern Kentucky
27 Morehead State
February
1 at UT Martin
3 at Southeast Missouri
8 at Murray State
10 at Eastern Illinois
15 Tennessee Tech
17 Jacksonville State
22 at SIUE
24 Murray State
28 OVC Tournament
March
1-3 OVC Tournament

MOREHEAD STATE EAGLES

Jan. 11 / 7:30 p.m., CT
Cape Girardeau, Mo.
Feb. 8 / 6:30 p.m., CT
Morehead, Ky.



Location.....Morehead, Ky.
Founded.....1887
Enrollment.....10,951
Colors.....Blue & Gold
Nickname.....Eagles
Conference.....Ohio Valley
Arena.....Ellis T. Johnson Arena (6,500)
President.....Dr. Wayne D. Andrews
Athletics Director.....Brian Hutchinson
Media Relations.....Matt Schabert
Office Phone.....(606) 783-2556
Cell Phone.....N/A
Email.....m.schabert@moreheadstate.edu
Fax.....(606) 783-2550
Press Row.....(606) 783-2500
Website.....MSUEagles.com
Head Coach.....Preston Spradlin
Alma Mater.....Alice Lloyd (Ky.), 2009
Career Record.....12-9
School Record (Yrs.).....12-9 (1)
2016-17 Record.....14-16
Conference Record/Finish.....10-6/3rd
Starters Returning/Lost.....N/A
Lettermen Returning/Lost.....N/A

MSUEAGLES.COM

MOREHEAD STATE SCHEDULE

November
10 at Xavier
12 at Lipscomb
16 Marshall
21 at IUPUI
25 at Virginia Tech
27 at Central Arkansas
30 Alice Lloyd (Ky.)
December
2 at Northern Kentucky
12 Kentucky Christian
17 Central Arkansas
19 at Butler
28 at Tennessee Tech
30 at Jacksonville State
January
4 Eastern Illinois
6 SIUE
11 at Southeast Missouri
13 at UT Martin
18 Jacksonville State
20 Tennessee Tech
25 Murray State
27 Austin Peay
February
1 Tennessee State
3 Belmont
8 Southeast Missouri
10 at Eastern Kentucky
15 at Tennessee State
17 at Belmont
22 UT Martin
24 Eastern Kentucky
28 OVC Tournament
March
1-3 OVC Tournament

EASTERN KENTUCKY SCHEDULE

November
10 at Rice
13 at Ole Miss
16 Kentucky State
20 vs. Prairie View A&M
22 vs. Georgia State/E. Washington
25 Asbury
29 at Western Kentucky
December
2 Jacksonville
5 at Oregon State
10 at Northern Kentucky
15 at Charleston Southern
18 Norfolk State
22 at Marshall
28 at Jacksonville State
30 at Tennessee Tech
January
4 SIUE
6 Eastern Illinois
11 at UT Martin
13 at Southeast Missouri
18 Tennessee Tech
20 Jacksonville State
25 at Austin Peay
27 at Murray State
February
1 Belmont
3 Tennessee State
8 UT Martin
10 Morehead State
15 at Belmont
17 at Tennessee State
22 Southeast Missouri
24 at Morehead State
28 OVC Tournament
March
1-3 OVC Tournament

SIUE COUGARS

Jan. 18 / 7 p.m., CT
Edwardsville, Ill.
Feb. 17 / 4:15 p.m., CT
Cape Girardeau, Mo.



Location.....Edwardsville, Ill.
Founded.....1957
Enrollment.....14,265
Colors.....Red & White
Nickname.....Cougars
Conference.....Ohio Valley
Arena.....Vadalabene Center (4,000)
Chancellor.....Dr. Stephen Hansen
Athletics Director.....Dr. Brad Hewitt
Media Relations.....Joe Pott
Office Phone.....(618) 650-2860
Cell Phone.....(314) 707-1712
Email.....jpott@siue.edu
Fax.....(618) 650-2296
Press Row.....(618) 558-4112
Website.....SIUECougars.com
Head Coach.....Jon Harris
Alma Mater.....Marquette, 2002
Career Record.....12-46
School Record (Yrs.).....12-46 (2)
2016-17 Record.....6-24
Conference Record/Finish.....1-15/12th
Starters Returning/Lost.....N/A
Lettermen Returning/Lost.....N/A

SIUECOUGARS.COM

SIUE SCHEDULE

November
10 at Purdue
15 Valparaiso
18 at Stetson
22 Western Illinois
25 at Creighton
29 at Southern Illinois
December
3 at Fort Wayne
6 at IUPUI
10 South Alabama
19 Chicago State
22 at Central Michigan
28 at Austin Peay
30 at Murray State
January
4 at Eastern Kentucky
6 at Morehead State
11 Belmont
13 Tennessee State
18 Southeast Missouri
20 UT Martin
25 at Tennessee State
27 at Belmont
February
1 Tennessee Tech
3 Jacksonville State
8 Eastern Illinois
10 Murray State
15 at UT Martin
17 at Southeast Missouri
22 Austin Peay
24 at Eastern Illinois
28 OVC Tournament
March
1-3 OVC Tournament

Southeast Missouri State REDHAWKS

2017-18 OPPONENTS

EASTERN ILLINOIS PANTHERS

Jan. 20 / 3:15 p.m., CT
Charleston, Ill.
Feb. 15 / 6:30 p.m., CT
Cape Girardeau, Mo.



Location.....Charleston, Ill.
Founded.....1895
Enrollment.....7,415
Colors.....Blue & Gray
Nickname.....Panthers
Conference.....Ohio Valley
Arena.....Lantz Arena (5,300)
President.....Dr. David M. Glassman
Athletics Director.....Tom Michael
Media Relations.....Rich Moser
Office Phone.....(217) 581-7480
Cell Phone.....(217) 508-8317
Email.....rlmoser@eiu.edu
Fax.....(217) 581-7001
Press Row.....(217) 581-5135
Website.....EIUPanthers.com
Head Coach.....Jay Spoonhour
Alma Mater.....Pittsburg State, 1994
Career Record.....173-119
School Record (Yrs.).....73-91 (6)
2016-17 Record.....14-15
Conference Record/Finish.....6-10/10th
Starters Returning/Lost.....4/1
Lettermen Returning/Lost.....8/4

EIUPANTHERS.COM

JACKSONVILLE STATE GAMECOCKS

Feb. 27 / 7 p.m., CT
Jacksonville, Ala.



Location.....Jacksonville, Ala.
Founded.....1883
Enrollment.....8,514
Colors.....Red & White
Nickname.....Gamecocks
Conference.....Ohio Valley
Arena.....Pete Mathews Coliseum (3,500)
President.....Dr. John M. Beehler
Athletics Director.....Greg Seitz
Media Relations.....Tyler Brown
Office Phone.....(256) 782-5977
Cell Phone.....(423) 619-0557
Email.....tabrown@jsu.edu
Fax.....(256) 782-5958
Press Row.....(256) 782-5528
Website.....JSUGamecockSports.com
Head Coach.....Ray Harper
Alma Mater.....Kentucky Wesleyan, 1985
Career Record.....451-142
School Record (Yrs.).....20-15 (1)
2016-17 Record.....20-15
Conference Record/Finish.....9-7/3rd
Starters Returning/Lost.....3/2
Lettermen Returning/Lost.....8/6

JSUGAMECOCKSPORTS.COM

EASTERN ILLINOIS SCHEDULE

November

11 at Nebraska
15 at Western Illinois
17 IUPUI
20 at San Diego State
24 Fontbonne
27 at Marquette

December

1 at Bradley
6 at Green Bay
16 at South Alabama
19 Western Illinois
21 Saint Francis (Ill.)
28 at Murray State
30 at Austin Peay

January

4 at Morehead State
6 at Eastern Kentucky
11 Tennessee State
13 Belmont
18 UT Martin
20 Southeast Missouri
25 at Belmont
27 at Tennessee State

February

1 Jacksonville State
3 Tennessee Tech
8 at SIUE
10 Austin Peay
15 at Southeast Missouri
17 at UT Martin
22 Murray State
24 SIUE
28 OVC Tournament

March

1-3 OVC Tournament

TENNESSEE TECH GOLDEN EAGLES

Jan. 25 / 7:30 p.m., CT
Cookeville, Tenn.



Location.....Cookeville, Tenn.
Founded.....1915
Enrollment.....10,900
Colors.....Purple & Gold
Nickname.....Golden Eagles
Conference.....Ohio Valley
Arena.....Hooper Eblen Center (7,500)
President.....Dr. Phil Oldham
Athletics Director.....Mark Wilson
Media Relations.....Mike Lehman
Office Phone.....(931) 372-3088
Cell Phone.....(931) 319-3975
Email.....mlehman@tntech.edu
Fax.....(931) 372-6139
Press Row.....(931) 372-6077
Website.....TTUSports.com
Head Coach.....Steve Payne
Alma Mater.....Union College, 1990
Career Record.....91-97
School Record (Yrs.).....91-97 (5)
2016-17 Record.....12-20
Conference Record/Finish.....8-8/9th
Starters Returning/Lost.....N/A
Lettermen Returning/Lost.....N/A

TTUSPORTS.COM

TENNESSEE TECH SCHEDULE

November

10 Midway University
13 at TCU
16 Boyce College
18 Kennesaw State
21 at New Mexico
24 vs. Omaha
25 vs. Jackson State/UMES
29 Lipscomb

December

2 at Furman
6 at Dayton
9 at Central Michigan
17 Chattanooga
21 at Indiana
28 Morehead State
30 Eastern Kentucky

January

4 at Belmont
6 at Tennessee State
11 Austin Peay
13 Murray State
18 at Eastern Kentucky
20 at Morehead State
25 Southeast Missouri
27 UT Martin

February

1 at SIUE
3 at Eastern Illinois
8 at Jacksonville State
10 Belmont
15 at Austin Peay
17 at Murray State
22 Tennessee State
24 Jacksonville State
28 OVC Tournament

March

1-3 OVC Tournament

UT MARTIN SKYHAWKS

Feb. 10 / 6 p.m., CT
Martin, Tenn.
Feb. 24 / 4:15 p.m., C
Cape Girardeau, Mo.



Location.....Martin, Tenn.
Founded.....1951
Enrollment.....6,705
Colors.....Navy Blue & Orange
Nickname.....Skyhawks
Conference.....Ohio Valley
Arena.....Elam Center (4,300)
Chancellor.....Dr. Keith Carver
Athletics Director.....Kurt McGuffin
Media Relations.....Ryne Rickman
Office Phone.....(731) 881-7632
Cell Phone.....(270) 703-2601
Email.....rrickman@utm.edu
Fax.....N/A
Press Row.....(731) 881-7694
Website.....UTMSports.com
Head Coach.....Anthony Stewart
Alma Mater.....Mount Union, 1993
Career Record.....22-13
School Record (Yrs.).....22-13 (1)
2016-17 Record.....22-13
Conference Record/Finish.....10-6/2nd
Starters Returning/Lost.....1/4
Lettermen Returning/Lost.....4/12

UTMSPORTS.COM

UT MARTIN SCHEDULE

November

10 at Marshall
12 at Illinois
15 North Carolina Central
18 at Akron
22 at Southern
26 UMKC
29 at LSU

December

2 at Chattanooga
5 at Arkansas State
10 Cincinnati Clermont
16 at Mississippi State
20 Blue Mountain College
22 Arkansas-Pine Bluff
28 Tennessee State
30 Belmont

January

4 at Austin Peay
6 at Murray State
11 Eastern Kentucky
13 Morehead State
18 at Eastern Illinois
20 at SIUE
25 at Jacksonville State
27 at Tennessee Tech

February

1 Austin Peay
3 Murray State
8 at Eastern Kentucky
10 Southeast Missouri
15 SIUE
17 Eastern Illinois
22 at Morehead State
24 at Southeast Missouri
28 OVC Tournament

March

1-3 OVC Tournament

Southeast Missouri State REDHAWKS

RESULTS VS. 2017-18 FOES

Austin Peay			1/3/13	W, 86-84	H	2/17/01	W, 75-73	H	1/5/98	L, 79-82 ^{20T}	A	11/27/93	L, 60-76	H	Louisiana Tech		
Overall: 22-36			2/28/13	W, 108-81	A	1/5/02	L, 74-84	A	1/31/98	W, 87-78	H	11/27/06	L, 45-65	A	Overall: 1-3		
			1/4/14	L, 74-80	A	2/19/02	W, 102-87	H	12/10/98	W, 78-58	H	11/20/07	W, 87-77	H			
12/7/68	L, 85-92	A	2/27/14	W, 83-80	H	1/4/03	L, 75-85	H	2/16/99	W, 77-61	A	11/15/15	L, 65-80	A	12/9/96	W, 69-65	A
1/18/69	W, 82-81	H	1/31/15	W, 70-64	A	2/4/03	L, 73-85	A	1/29/00	W, 77-65	H				11/23/98	L, 72-84	H
12/18/71	W, 96-93	H	2/28/15	W, 89-65	H	1/13/04	W, 84-64	A	2/26/00	W, 76-74	A	Hannibal-LaGrange			2/17/07	L, 56-72	H
1/4/92	W, 79-76	H	1/30/16	L, 80-86	H	2/10/04	L, 85-89	H	1/29/01	W, 65-59	A	Overall: 6-0			11/28/07	W, 59-54 ^	A
2/1/92	L, 86-92	A	2/27/16	L, 75-83	A	1/11/05	W, 79-60	H	2/22/01	W, 81-70	H				11/19/12	L, 63-67	N
1/11/93	W, 90-68	A	1/28/17	W, 82-71	A	2/8/05	W, 88-79	A	1/10/02	W, 95-75	H	12/11/10	W, 101-52	H			
2/22/93	W, 77-64	H	2/25/17	L, 79-88	H	1/5/06	W, 72-60	A	2/9/02	W, 81-74	A	11/23/11	W, 82-72	H	Missouri Baptist		
1/31/94	L, 69-75	A	Belmont			2/15/06	L, 49-60	H	1/9/03	W, 93-77	A	11/26/12	W, 96-55	H	Overall: 17-0		
2/28/94	W, 98-72	H	Overall: 0-5			1/4/07	W, 80-65	H	2/8/03	L, 75-79	H	11/18/14	W, 86-49	H			
1/30/95	L, 63-79	H	1/10/13	L, 72-107	A	2/13/07	L, 69-77	A	2/19/04	L, 81-85	H	1/19/16	W, 84-61	H	12/1/76	W, 96-65	H
2/27/95	W, 90-87	A	1/9/14	L, 94-107	H	1/5/08	W, 82-71 ^	A	2/17/05	L, 72-83	A	11/13/16	W, 86-54	H	12/31/77	W, 81-45	A
1/15/96	L, 69-82	A	1/1/15	L, 77-78	A	2/14/08	L, 70-90	H	3/4/05 •	L, 52-69	N				2/1/78	W, 96-69	H
2/10/96	L, 71-84	H	12/31/15	L, 82-92	H	1/10/09	L, 63-83	H	1/2/06	W, 68-62	H	Jacksonville State			2/3/79	W, 81-58	H
1/4/97	L, 85-96	A	1/7/17	L, 75-87	A	2/7/09	L, 62-70	A	2/11/06	L, 51-80	A	Overall: 6-15			2/11/80	W, 92-84	H
2/3/97	W, 73-72	H				1/9/10	L, 68-88	A	1/2/07	W, 88-74	A				1/29/81	W, 88-81	H
12/6/97	W, 73-61	H	Bradley			2/6/10	L, 49-75	H	2/10/07	L, 61-66	H	1/29/04	L, 64-79	A	12/14/81	W, 64-53	H
2/2/98	W, 81-57	A	Overall: 2-7			1/8/11	W, 78-75	H	1/2/08	W, 66-55 ^	H	1/27/05	W, 84-65	H	1/18/84	W, 68-57	H
2/24/98 •	L, 46-76	A	12/4/76	L, 80-119	A	2/5/11	W, 70-64	A	2/9/08	L, 69-80 ^{OT}	A	12/21/05	L, 72-82	A	2/13/84	W, 76-74	A
12/3/98	W, 74-65	A	11/26/97	W, 79-71	H	1/14/12	W, 80-73	H	1/17/09	L, 71-74	H	2/25/06	L, 67-80	H	1/7/85	W, 83-49	H
1/12/99	W, 87-71	H	11/7/98	L, 47-49	A	1/30/12	W, 74-53	A	2/12/09	L, 64-84	A	12/17/06	L, 67-70	H	2/7/85	W, 74-41	A
1/8/00	W, 62-60	H	12/22/99	W, 65-60	A	1/26/13	L, 72-78 ^{OT}	A	1/16/10	L, 63-79	A	2/24/07	L, 72-78	A	2/6/86	W, 101-55	A
2/5/00	L, 64-67	A	11/19/04	L, 73-77	A	2/9/13	W, 77-64	H	2/11/10	L, 56-59	H	12/20/07	W, 81-80 ^	A	2/5/87	W, 95-70	H
1/6/01	L, 60-88	A	12/1/07	L, 72-90	A	3/6/13 •	W, 78-68	N	1/15/11	L, 52-64	H	3/1/08	L, 83-86	H	2/4/88	W, 81-69	A
2/1/01	L, 72-77	H	12/14/08	L, 62-75	A	1/25/14	L, 74-77	H	2/10/11	L, 64-77	A	1/5/09	L, 66-71	A	11/22/88	W, 118-84	H
2/27/01 •	L, 70-72	A	11/16/11	L, 65-66	A	2/8/14	W, 74-68	A	3/2/11 •	W, 65-49	N	1/29/09	L, 68-78	H	12/5/89	W, 94-87	H
1/26/01	L, 67-68	H	11/18/16	L, 78-84	A	3/5/14 •	W, 79-61	N	1/7/12	L, 59-63	A	1/4/10	W, 78-66	H	11/19/90	W, 120-99	H
2/23/01	L, 47-80	A				2/7/15	W, 68-64	H	2/29/12 •	W, 75-65	N	1/28/10	L, 55-58	A			
1/25/03	L, 49-62	A	Eastern Illinois			2/22/15	L, 65-73	A	2/2/13	L, 72-81	H	12/19/10	W, 76-67	A	Morehead State		
2/22/03	L, 56-63	H	Overall: 26-24			2/6/16	L, 69-78	A	3/6/13 •	L, 69-84	N	1/27/11	L, 56-65 ^{OT}	H	Overall: 17-29		
1/8/04	L, 48-52	H	1965-66	W, 115-78	-	2/20/16	L, 68-71	H	2/1/14	L, 78-79	A	1/2/12	W, 74-56	H			
1/24/04	L, 52-54	A	1966-67	W, 73-72	-	1/21/17	W, 83-71	H	3/6/14 •	L, 76-84	N	2/23/12	L, 59-69	A	1/18/92	W, 85-74	H
1/6/05	L, 50-60	A	1968-69	L, 72-76	-	2/11/17	L, 80-86 ^{OT}	A	1/10/15	L, 55-68	H	2/20/13	L, 65-67	A	2/17/92	L, 80-84	A
1/22/05	W, 65-52	H	1969-70	W, 87-80	-	Eastern Kentucky			1/9/16	L, 69-88	A	2/20/14	W, 87-70	H	1/23/93	W, 107-96	H
1/14/06	L, 56-63	H				Overall: 19-29			12/31/16	W, 81-48	H	1/14/15	W, 69-52	A	2/13/93	L, 85-92	A
1/30/06	L, 62-73	A	3/1/71	L, 78-88	-	1/20/92	W, 76-74	H	Evansville			1/13/16	L, 60-74	H	1/10/94	L, 72-85	A
1/13/07	L, 67-68	A	2/26/75	L, 77-92	-	2/15/92	L, 69-83	A	Overall: 5-9			2/1/17	L, 62-74	A	2/5/94	L, 80-94	H
1/29/07	L, 73-75	H	1/25/97	L, 61-65	H	1/25/93	W, 79-63	H	12/21/39	L, 43-52	H	3/2/17	L, 51-74	N	1/9/95	L, 72-74 ^{OT}	H
1/12/08	L, 82-85	A	2/22/97	L, 71-92	A	2/15/93	L, 65-86	A	12/21/40	L, 29-50	A				2/4/95	L, 49-80	A
1/29/08	W, 121-116	H	1/24/98	L, 78-81 ^{OT}	H	1/8/94	L, 62-86	A	12/10/41	W, 55-45	H	Kansas State			1/8/96	W, 81-64	A
12/4/08	L, 67-91	H	2/21/98	W, 84-77 ^{OT}	A	2/7/94	L, 75-84	H	12/3/46	W, 48-43	H	Overall: 0-1			2/3/96	W, 76-74	H
2/28/09	L, 78-88	A	1/23/99	W, 81-70	A	1/7/95	W, 59-52	H	2/22/47	W, 61-45	A	11/16/08	L, 68-88	A	1/13/97	W, 94-75	H
12/3/09	L, 71-76	A	2/20/99	W, 92-70	H	2/6/95	L, 66-71	A	12/3/47	W, 56-45	H				2/8/97	L, 80-83	A
2/27/10	L, 68-71	H	2/23/99 •	W, 78-57	H	1/6/96	L, 73-89	A	2/18/48	L, 52-66	A				1/3/98	W, 64-61	A
12/2/10	L, 60-78	H	1/22/00	W, 77-66	H	2/5/96	L, 76-79	H	12/1/48	L, 40-72	A				1/29/98	W, 99-79	H
2/26/11	L, 52-75	A	2/19/00	W, 72-71	A	1/11/97	W, 70-68	H	1/11/49	L, 42-51	H				1/4/99	W, 71-69	H
3/3/11 •	L, 60-76	N	1/20/01	L, 71-83	A	2/10/97	L, 76-84	A	12/21/92	L, 68-92	A				1/30/99	W, 72-60	A
1/26/12	W, 65-60	H													1/27/00	W, 80-59	H
2/25/12	L, 59-68	A													2/24/00	W, 74-58	A

Southeast Missouri State REDHAWKS

RESULTS VS. 2017-18 FOES

1/27/01	W, 74-71	H	1/13/92	L, 76-86	A	2/13/16	L, 56-83	A	1/13/22	W, 19-18	A	2/12/46	L, 46-58	H	SIU Edwardsville		
2/24/01	W, 63-61	A	2/22/92	W, 80-75	H	1/26/17	W, 75-74	A	2/10/22	W, 55-15	H	1/14/47	L, 39-42	A	Overall: 18-9		
1/12/02	L, 53-59	H	1/16/93	L, 95-111	H	2/23/17	W, 82-69	H	1/26/23	L, 25-37	A	1/29/47	W, 51-40	H			
2/7/02	L, 75-91	A	2/6/93	L, 96-100	A				1/27/23	L, 11-28	A	12/13/47	L, 45-54	H	2/24/72	W, 87-82	H
1/11/03	L, 63-77	A	2/2/94	L, 74-81	A	North Carolina Central			2/9/23	W, 26-19	H	1/1/48	L, 43-63	N	3/5/72	L, 84-89	A
2/6/03	L, 69-79	H	2/19/94	L, 95-96	H	Overall: 0-1			2/10/23	L, 19-22	H	1/14/48	L, 45-72	A	1/2/76	L, 75-99	N
3/4/03 •	L, 84-91	A	2/1/95	L, 79-83	H				1/25/24	W, 38-17	H	2/9/49	W, 53-47	H	11/24/81	W, 67-57	H
2/21/04	W, 80-77	H	2/18/95	L, 55-83	A	3/25/89	L, 46-73	N	1/26/24	W, 22-12	H	2/22/49	L, 75-88	A	12/5/81	W, 87-61	A
2/19/05	L, 66-88	A	2/1/96	L, 77-81	A				2/8/24	W, 24-15	A	12/13/49	L, 48-60	A	2/4/82	W, 81-62	H
1/26/06	L, 55-60	H	2/22/96	L, 61-79	H	Saint Louis			2/9/24	W, 17-13	A	2/8/50	L, 50-60	H	12/14/84	W, 101-64	H
2/9/06	L, 59-62	A	1/23/97	L, 75-77	A	Overall: 4-9			1/24/25	W, 31-15	A	12/6/50	L, 46-74	A	1/5/85	W, 63-58	A
1/24/07	W, 61-59	A	2/6/97	L, 75-86	H				2/28/25	W, 33-19	A	1/2/51	L, 56-67	H	2/10/86	W, 90-79	H
2/8/07	W, 81-78	H	1/17/98	L, 66-101	A	1915-16	L, 12-20	-	1/29/26	W, 36-11	H	1/3/52	W, 59-57	H	11/22/86	L, 62-72	A
1/24/08	L, 78-82	H	2/14/98	L, 71-82	H	1915-16	L, 15-30	-	3/5/26	W, 22-17	A	1/22/52	L, 42-44	A	11/23/90	W, 111-85	N
2/7/08	L, 63-75	A	1/14/99	L, 70-71	H	1916-17	L, 24-26	-	1/28/27	L, 24-29	A	12/9/52	L, 62-67	H	11/14/98	W, 78-35	H
1/15/09	L, 67-73	H	2/11/99	L, 52-62	A	1/24/19	L, 15-20	-	3/5/27	L, 23-40	H	1/27/53	L, 68-74	A	12/31/08	L, 69-70	H
2/14/09	L, 67-79	A	2/27/99 •	L, 61-62	N	1/25/19	W, 20-9	-	2/27/29	L, 25-35	A	12/7/53	L, 50-55	A	2/2/10	W, 68-49	H
1/14/10	L, 40-80	A	1/15/00	W, 84-78	A	1919-20	L, 28-36	-	1/12/31	L, 22-30	H	1/28/54	W, 69-66	H	2/7/11	W, 83-63	A
2/13/10	L, 54-73	H	2/12/00	L, 60-77	H	1919-20	W, 34-20	-	1930-31	L, 19-31	A	3/11/61	W, 87-84	H	1/12/12	W, 85-68	H
1/13/11	L, 63-76	H	3/5/00 •	W, 67-56	N	1/6/37	W, 40-26	-	1931-32	W, 35-23	H	1/16/63	W, 72-68	A	2/11/12	W, 85-72	A
2/12/11	L, 52-64	A	1/11/01	L, 58-60	H	12/14/45	L, 28-29	-	1931-32	L, 24-31	A	2/13/63	W, 67-60	H	1/24/13	L, 77-80	A
12/28/11	W, 67-51	H	2/8/01	L, 54-65	A	12/15/01	L, 62-88	A	1/25/33	L, 26-31	H	3/8/63	L, 79-87	N	2/7/13	W, 76-67	H
1/17/13	L, 59-75	H	1/19/02	L, 72-85	A	12/29/04	W, 65-49	A	2/20/33	L, 33-40	A	12/20/63	L, 62-70	N	1/23/14	W, 82-78	H
1/16/14	L, 67-80	A	2/16/02	L, 86-92	H	11/14/09	L, 41-59	A	1/19/34	L, 24-32	H	11/28/81	L, 67-91	A	2/6/14	L, 88-93 ^{OT}	A
1/8/15	L, 57-70	H	1/18/03	W, 78-68	H	11/8/13	L, 64-87	A	2/13/34	L, 21-35	H	12/4/82	W, 55-50	A	1/29/15	L, 61-75	H
3/4/15 •	L, 74-79	N	2/15/03	L, 65-71	A				1/23/35	L, 25-37	H	12/16/93	L, 54-82	A	2/19/15	L, 72-75	A
1/7/16	L, 69-96	A	2/7/04	L, 74-80	H	Southern Illinois			2/5/35	L, 37-44	H	12/15/94	L, 72-74	H	1/28/16	W, 58-51	A
2/4/17	L, 81-89	H	2/26/04	L, 63-76	A	Overall: 45-69			1/11/36	L, 30-34	H	12/14/95	L, 64-70	A	2/18/16	L, 69-72	H
			2/5/05	W, 61-58	A	2/20/14	L, 7-11	A	2/11/36	W, 31-21	H	12/12/96	L, 68-78	H	1/19/17	W, 79-76	H
Murray State			2/24/05	L, 57-61	H	1914-15	L, 15-23	A	1/11/37	W, 27-23	H	12/11/97	L, 62-81	A	2/9/17	W, 71-67	A
Overall: 21-54			3/1/05 •	W, 61-58	A	1914-15	L, 17-20	A	2/16/37	W, 31-27	H	12/28/98	L, 49-70	H			
			1/7/06	L, 68-81	A	2/4/16	W, 56-26	H	1/5/38	W, 43-29	H	1/2/00	L, 51-62	A	Tennessee State		
1930-31	W, 29-47	H	1/28/06	L, 69-76	H	2/5/16	W, 37-26	H	2/21/38	W, 36-24	H	12/5/00	W, 87-84	H	Overall: 20-25		
1930-31	L, 41-45	A	1/8/07	W, 96-85	A	2/18/16	L, 19-25 ^{OT}	A	12/31/38	L, 24-27	N	12/22/01	L, 80-92	A			
1938-39	L, 41-49	A	1/27/07	L, 67-85	H	1916-17	L, 15-30	A	1/13/39	W, 34-23	H	12/7/02	L, 69-85	H	1/25/92	L, 62-63	A
1939-40	L, 40-42	H	1/7/08	L, 51-79	H	1916-17	L, 25-48	A	2/10/39	W, 46-45 ^{2OT}	A	12/3/03	L, 58-71	A	2/10/92	W, 76-66	H
1939-40	L, 28-41	A	1/26/08	L, 85-86	A	1916-17	L, 25-34	A	1/30/40	L, 25-38	H	12/9/09	L, 65-86	H	1/9/93	L, 70-95	A
1940-41	L, 32-38	H	1/24/09	L, 55-80	A	1917-18	L, 15-30	A	2/26/40	L, 36-52	A	12/8/10	L, 68-83	A	2/20/93	W, 94-77	H
1940-41	W, 36-25	A	2/17/09	L, 62-70	H	1917-18	L, 25-48	A	1/9/41	L, 33-43	A	12/10/14	W, 55-54	H	1/22/94	L, 83-94	H
1941-42	L, 56-58	H	1/23/10	L, 61-80	H	1917-18	L, 16-23	H	2/7/41	W, 51-46	H	12/2/15	L, 50-74	A	1/29/94	L, 87-96	A
1941-42	L, 30-32	A	2/16/10	L, 68-80	A	1917-18	L, 16-21	H	1/7/42	W, 62-34	H				1/21/95	L, 80-83	A
1942-43	W, 46-42	H	1/22/11	L, 58-96	A	1918-19	W, 36-8	H	2/27/42	L, 36-39	A				1/28/95	W, 66-64	H
1942-43	W, 36-29	A	2/16/11	W, 64-57	H	1918-19	W, 24-21	H	12/16/42	L, 42-47	H				1/20/96	L, 70-82	H
1942-43	W, 38-32	H	2/2/12	L, 73-81	A	1919-20	W, 30-22	A	12/17/43	L, 43-53	A				2/19/96	L, 73-76	A
1943-44	W, 61-45	H	2/15/12	L, 66-75	H	1919-20	W, 22-12	A	1/2/43	L, 40-52	A				1/6/97	W, 71-53	A
1944-45	L, 37-43	H	1/5/13	L, 66-74	H	1919-20	W, 38-22	H	2/20/43	W, 52-48	H				2/1/97	W, 78-75	H
1944-45	W, 38-34	A	3/2/13	W, 84-68	A	1919-20	W, 23-10	H	1/12/44	W, 42-38	H				1/13/98	W, 60-59	A
1945-46	L, 42-46	H	1/2/14	L, 75-82	A	1/14/21	W, 36-8	H	2/16/44	W, 41-37	H				12/5/98	W, 70-49	A
1945-46	W, 47-44	A	3/1/14	W, 118-115 ^{2OT}	H	1/15/21	W, 24-21	H	12/12/44	L, 41-53	A				2/2/99	W, 61-54	H
1946-47	W, 53-51	H	2/5/15	L, 72-82	A	1/28/21	L, 17-18	A	2/14/45	W, 52-50	H				1/6/00	W, 79-46	H
1947-48	L, 51-55	H	2/14/15	L, 92-94 ^{OT}	H	1/29/21	L, 16-34	A	1/22/46	L, 47-61	A				2/3/00	L, 52-56	A
1948-49	L, 55-68	H	2/4/16	L, 72-78	H												

Southeast Missouri State REDHAWKS

RESULTS VS. 2017-18 FOES

1/4/01	W, 88-57	A	2/6/01	L, 69-79	A	UT Martin			1/12/09	L, 67-81	H
2/3/01	L, 94-96	H	1/24/02	L, 62-75	H	Overall: 41-26			1/22/09	L, 73-86	A
1/7/02	L, 82-94	H	2/2/02	L, 67-82	A				1/21/10	W, 77-63	H
1/31/02	L, 65-72	A	2/26/02 •	L, 58-73	A	12/14/62	W, 93-77	H	2/9/10	L, 70-73	A
1/30/03	W, 87-67	H	2/1/03	W, 75-71	H	12/14/63	W, 110-80	H	1/3/11	W, 82-75	H
3/1/03	W, 89-82	A	2/27/03	L, 73-89	A	1/8/64	W, 63-56	A	1/20/11	L, 69-79	A
1/15/04	W, 81-75	H	1/10/04	L, 69-71	H	12/11/64	W, 71-55	A	1/5/12	W, 73-71	A
2/14/04	L, 86-90	A	1/22/04	L, 73-74	A	12/18/64	W, 76-66	H	2/9/12	W, 86-56	H
1/13/05	L, 101-105 ^{2OT}	A	1/8/05	L, 61-63	A	1965-66	L, 84-92	A	12/29/12	W, 65-60	H
2/12/05	W, 85-68	H	1/20/05	L, 81-82 ^{OT}	H	1965-66	W, 113-86	A	2/16/13	W, 96-74	A
12/8/05	W, 70-69	H	12/10/05	L, 65-79	H	12/22/66	W, 75-71	H	2/12/14	L, 70-79	H
1/19/06	L, 63-68	A	1/21/06	L, 76-87	A	1/25/67	L, 77-87	A	2/22/14	W, 77-74	A
12/7/06	L, 72-75	A	12/9/06	L, 76-91	A	12/17/71	W, 95-87	H	1/24/15	L, 53-70	A
1/18/07	W, 92-78	H	1/20/07	L, 80-87	H	12/17/71	W, 95-87	H	2/12/15	W, 98-76	H
12/6/07	W, 102-95 [^]	H	2/27/07 •	L, 60-88	A	2/26/72	L, 87-91	A	1/24/16	W, 68-60 ^{OT}	H
1/17/08	L, 75-87	A	12/8/07	W, 84-74 [^]	H	12/22/72	W, 81-72	H	2/11/16	L, 64-77	A
12/6/08	L, 72-83	H	1/19/08	L, 76-93	A	2/13/79	W, 81-72	A	1/14/17	L, 69-79	A
2/26/09	L, 82-87	A	1/3/09	L, 76-103	A	1/30/80	L, 74-85	A	2/18/17	W, 90-61	H
12/5/09	W, 74-66	A	1/31/09	L, 75-91	H	1/5/81	W, 73-71	H	[^] Indicates win vacated due to NCAA infractions.		
2/25/10	L, 67-74	H	1/2/10	L, 73-82	H	1/13/82	L, 43-77	A			
12/4/10	L, 67-77	H	1/30/10	L, 68-82	A	12/10/82	W, 92-65	H			
2/24/11	L, 52-57	A	12/21/10	W, 77-75	A	1/3/84	L, 64-78	A			
2/4/12	L, 72-75	H	1/29/11	L, 86-93	H	12/1/84	W, 74-59	H			
1/12/13	L, 69-81	A	1/21/12	L, 62-77	A	12/9/85	L, 67-84	A			
1/11/14	W, 102-94	H	3/1/12 •	L, 73-77	N	12/6/86	L, 64-66	A			
1/3/15	W, 77-62	A	1/19/13	W, 74-62	H	12/5/87	W, 89-77	H			
1/2/16	L, 66-72	H	1/18/14	W, 83-74	A	12/3/88	W, 86-65	H			
1/5/17	L, 62-65	A	1/17/15	W, 65-61	H	12/9/89	W, 87-76	A			
3/1/17	W, 78-75 ^{OT}	N	1/16/16	L, 55-91	A	12/1/90	W, 101-73	H			
			1/10/17	W, 83-78	H	1/27/93	L, 89-90	A			
Tennessee Tech						2/24/93	W, 69-68	H			
Overall: 16-32			UMKC			1/24/94	W, 86-63	H			
			Overall: 7-3			2/26/94	L, 87-103	A			
1/27/92	L, 51-84	A	11/24/82	W, 75-65	H	1/23/95	W, 61-59	A			
2/8/92	L, 78-88	H	2/7/83	W, 70-60	A	2/25/95	W, 75-66	H			
2/1/93	W, 79-74	H	1/3/86	W, 70-60	H	1/11/96	W, 71-61	H			
3/1/93	L, 99-113	A	12/14/02	W, 66-58	A	2/8/96	L, 59-79	A			
1/15/94	W, 87-77	H	12/6/03	W, 80-63	H	1/9/97	W, 82-72 ^{OT}	H			
2/12/94	W, 89-83	A	11/20/10	L, 62-70	A	2/20/97	L, 62-92	A			
1/14/95	L, 58-97	A	12/10/11	L, 69-74	H	1/15/98	L, 82-91 ^{2OT}	A			
2/13/95	W, 89-73	H	12/22/12	W, 66-65	A	2/12/98	W, 87-61	H			
1/22/96	W, 81-78 ^{OT}	H	1/29/14	W, 91-81	H	1/16/99	W, 84-75 ^{OT}	H			
2/17/96	L, 69-102	A	11/28/16	L, 75-86	A	2/13/99	W, 60-49	A			
1/20/97	L, 82-86	A				1/13/00	L, 66-75	A			
2/15/97	W, 78-65	H				2/10/00	W, 80-68	H			
1/8/98	W, 69-51	H				2/29/00 •	W, 76-74	H			
2/5/98	L, 57-77	A				12/3/05	L, 60-72	A			
1/9/99	W, 64-51	A				2/4/06	L, 55-66	H			
2/6/99	L, 62-68	H				12/2/06	W, 81-79	H			
12/2/99	W, 84-79	A				2/3/07	W, 73-69	A			
1/18/00	W, 61-50	H				2/2/08	L, 71-90	H			
12/9/00	L, 68-70	H				2/16/08	L, 85-98	A			

Southeast Missouri State REDHAWKS

RECORDS VS. ALL OPPONENTS

Abilene Christian.....3-0	East Texas.....1-0	Mid-Continent.....1-0	Rust College.....2-0	Southwest of Memphis.....1-0	West Georgia.....1-0
Alabama A&M.....2-1	Eastern Illinois* 26-24	Midwestern University.....2-1	Sacramento State.....2-0	Southwestern Oklahoma.....1-0	West Texas State.....1-1
Alabama-Birmingham.....0-1	Eastern Kentucky* 19-29	Middle Tennessee.....14-7	Sacred Heart.....0-1	Sparks College.....1-1	Western Carolina.....1-0
Alabama-Huntsville.....0-2	Eastern Michigan.....0-2	Millikin.....2-3	Saint Louis 4-9	Spring Hill (Mobile).....1-0	Western Colorado.....1-0
Alaska.....1-0	Eastern Tennessee State.....1-0	Mississippi.....0-3	Samford*.....3-6	State College of Iowa.....0-1	Western Illinois.....6-5
Alcorn State.....2-0	Eastern Washington.....1-0	Mississippi State.....0-1	Sam Houston State.....1-0	St. Bonaventure.....0-1	Western Kentucky.....0-4
Arkansas.....1-8	Emporia State.....1-0	Mississippi Valley State.....0-3	San Diego.....0-1	St. Regis (Denver).....901	Western Michigan.....0-1
Arkansas College.....1-0	Evangel College.....1-0	Missouri.....0-8	San Francisco.....1-0	Tennessee State* 20-25	Westminster College.....7-5
Arkansas-Little Rock.....1-3	Evansville* 5-9	Missouri Baptist 17-0	San Jose State.....1-0	Tennessee Tech* 16-32	Wheaton.....1-0
Arkansas State.....31-29	Fairfield.....1-1	Missouri-Kansas City 7-3	Savannah State.....1-0	Texas Arlington.....2-0	William Jewell.....0-1
Arkansas Tech.....0-1	Florida Gulf Coast.....0-1	Missouri State.....54-92	School of the Ozarks.....1-2	Texas Rio Grande Valley.....3-1	William Penn.....1-0
Augustana.....1-0	Florida Southern.....0-2	Missouri-St. Louis.....26-11	Sewanee.....1-0	Texas State.....1-0	Williams Baptist.....1-0
Austin Peay 22-36	Florida State.....0-1	Missouri S&T.....102-32	SMU.....0-2	Texas Wesleyan.....1-0	Wisconsin.....0-1
Baker University.....3-0	Fort Wayne.....1-1	Missouri Southern.....8-1	South Dakota State.....3-0	Toledo.....0-1	Wisconsin-Green Bay.....2-2
Ball State.....0-2	Fresno State.....0-1	Missouri Western.....4-2	South Florida.....0-2	Transylvania.....1-0	Wisconsin-Milwaukee.....5-1
Belmont 0-5	Grambling State.....0-1	Montana.....0-4	Southeastern Louisiana.....6-0	Troy.....4-1	Wittenberg.....0-1
Benedictine.....1-0	Hannibal-LaGrange 6-0	Morehead State 17-29	Southeastern Oklahoma.....1-0	Truman State.....83-62	Xavier (Ohio).....0-2
Bethel College.....1-0	Harding.....1-0	Morris Brown.....2-0	Southern Arkansas.....1-0	Tulane.....1-1	
Birmingham Southern.....0-1	Harris-Stowe.....9-2	Murray State 21-54	Southern Calif. College.....1-0	Tulsa.....0-2	* Indicates opponents SEMO
Bowling Green.....0-2	Henderson State.....4-2	Nebraska.....0-1	Southern Illinois 45-69	Union University.....16-6	had to vacate one win against
Bradley 2-7	Hendrix College.....0-1	Nebraska-Kearney.....0-1	SIU Edwardsville 18-9	Upper Iowa.....1-0	during the 2007-08 season
Cal State Bakersfield.....0-1	Houston.....0-1	New Haven University.....0-1	Southern Indiana.....3-2	UT Martin 41-26	due to NCAA infractions.
Cal State Hayward.....1-0	Illinois.....0-3	New Mexico Highlands.....0-1	Southern Mississippi.....1-2	Vanderbilt.....0-1	
Cal State Riverside.....2-1	Illinois-Chicago.....0-2	New Mexico.....0-1	Southern Utah.....1-1	Washburn.....3-2	2017-18 Opponents in Bold
Cal State Santa Barbara.....1-0	Illinois College.....5-0	New Orleans.....2-0	Southwest Baptist.....6-7	West Florida.....0-1	
Campbell.....1-0	Illinois State.....1-7	Nicholls State.....0-1			
Canterbury College.....3-0	Indiana.....0-1	Norfolk State.....2-0			
Centenary.....0-1	Indiana State.....0-2	North Alabama.....2-0			
Central Arkansas.....9-6	Iowa.....0-1	North Carolina Central 0-1			
Central Baptist College.....1-0	Iowa State.....0-2	North Texas.....1-1			
Central Florida.....1-0	IUPUI.....2-0	Northern Illinois.....1-1			
Central Methodist*.....7-0	Jackson State.....2-0	Northern Kentucky.....1-2			
Central Michigan.....1-0	Jacksonville State* 6-15	Northwest Missouri.....65-60			
Central Missouri.....38-37	Kansas.....0-1	Northwest Oklahoma.....1-0			
Chattanooga.....1-0	Kansas State 0-1	Oakland City.....17-0			
Cheyney State.....1-0	Kentucky Christian.....1-0	Oakland University.....0-1			
Chicago State.....1-2	Kentucky Wesleyan.....6-12	Ohio Northern.....1-0			
Christian Brothers.....13-3	Lewis University.....1-0	Oklahoma.....0-1			
Cincinnati.....0-2	Lincoln University.....28-20	Oklahoma State.....0-1			
Cleveland State.....1-1	Lindenwood College.....1-0	Old Dominion.....0-1			
Colorado State.....0-2	Longwood*.....1-0	Oral Roberts.....1-4			
Columbia College.....1-0	Louisiana State.....0-1	Oregon.....0-1			
Concordia Seminary.....22-12	Louisiana Tech* 1-3	Ottawa University.....2-2			
Coppin State.....0-1	Louisville.....0-1	Ouachita Baptist.....2-0			
Cornell.....0-1	Loyola Marymount.....0-2	Panhandle A&M.....2-0			
Creighton.....0-1	Loyola (New Orleans).....1-0	Parks College.....1-0			
Culver-Stockton*.....3-1	Lyon College.....1-0	Peru State.....2-0			
Dakota Wesleyan.....1-0	Maine.....1-0	Philander Smith.....1-0			
Dayton.....0-1	Maryville College.....4-0	Pittsburg State.....5-0			
Delta State.....8-10	MacMurray College.....1-0	Prairie View A&M.....1-0			
DePaul.....0-4	McKendree College.....19-5	Purdue.....0-2			
Drake.....0-1	McNeese State.....1-1	Quincy College.....12-10			
Drury College.....1-0	Memphis.....2-5	Robert Morris.....1-0			
Earlham College.....1-0	Miami (Ohio).....1-1	Rockhurst.....2-0			



Southeast Missouri State REDHAWKS

RAY VS. ALL OPPONENTS

Team	W-L	Florida Gulf Coast.....	1-0	Morehead State.....	0-2	Texas A&M.....	1-3
Alabama.....	0-4	Florida State.....	1-0	Murray State.....	2-2	Texas-San Antonio.....	1-0
Alabama A&M.....	0-2	Georgia.....	1-3	New Orleans.....	1-0	Tulane.....	0-1
Alcorn State.....	1-0	Hannibal-LaGrange.....	2-0	North Carolina.....	0-1	UMKC.....	0-1
Arkansas.....	0-4	Harris-Stowe.....	1-0	Northern Kentucky.....	0-2	UNLV.....	0-1
Arkansas State.....	0-1	Henderson State.....	1-0	Ole Miss.....	2-6	Utah State.....	1-1
Auburn.....	3-2	Illinois.....	0-1	Oregon State.....	0-1	UT Martin.....	2-2
Austin Peay.....	1-3	Indiana.....	0-1	Prairie View A&M.....	1-0	Vanderbilt.....	2-3
Belmont.....	0-2	Jackson State.....	1-0	Providence.....	0-1	Western Carolina.....	1-0
Bowling Green.....	0-1	Jacksonville.....	1-0	Saint Louis.....	1-0	Western Illinois.....	1-0
Bradley.....	0-1	Jacksonville State.....	0-3	South Carolina.....	2-3	Total	57-102
Central Arkansas.....	2-0	Kennesaw State.....	1-0	South Carolina Upstate.....	0-1		
Chicago State.....	0-1	Kentucky.....	0-4	South Florida.....	1-0		
Clayton State.....	1-0	Loyola Chicago.....	1-1	Southeastern Louisiana.....	1-0		
Cornell.....	0-1	Loyola Marymount.....	0-1	Southern Illinois.....	0-1		
Dayton.....	0-1	LSU.....	1-3	SIU Edwardsville.....	3-1		
DePaul.....	0-1	Marquette.....	0-1	TCU.....	0-2		
Eastern Illinois.....	1-3	Maryland Eastern Shore.....	1-0	Tennessee.....	1-4		
Eastern Kentucky.....	1-1	McNeese State.....	0-1	Tennessee State.....	1-2		
Evansville.....	0-1	Memphis.....	0-1	Tennessee Tech.....	1-1		
Florida.....	0-4	Mississippi Valley State.....	2-0	Texas.....	0-1		
Florida Atlantic.....	1-0	Missouri.....	2-2	Texas Rio Grande Valley.....	1-1		
Florida A&M.....	1-0	Missouri State.....	1-2	Troy.....	0-1		





 **YOUR
REDHAWKS**

**THIS IS
THE OVC**

Southeast Missouri State **REDHAWKS**

OVC HISTORY

Now in its 70th year, the Ohio Valley Conference continues to build on the success that has made it the nation's eighth-oldest NCAA Division I conference.

In May 2011 the Conference expanded for the second time in four years, adding Belmont University which began competition in the 2012-13 academic year. The addition of Belmont gave the OVC 12 members, the most the league has had at one time in its illustrious history. The move added a second team in the city of Nashville and was the first addition to the league since Southern Illinois University Edwardsville joined in 2008. Subsequently, the league has shown its stability over the past decade, seeing only one member institution depart over the past 17 years.

The 2009-10 school year saw a change in leadership as Beth DeBauche was named the seventh full-time Commissioner in league history on July 28, 2009. The last three commissioners of the OVC have moved onto jobs as the commissioner of the Big Ten, Big 12 and the Mid-American Conferences.

The OVC's proud history dates back to 1948, but seeds for the new league were actually planted in 1941. It was then that Roy Stewart, the athletics director at Murray State, Charles "Turkey" Hughes, the athletics director at Eastern Kentucky, and Kelly Thompson, the public relations director at Western Kentucky, first broached the idea of forming a new conference. Discussions were put on hold by World War II, but reemerged February 27-28, 1948 at the Kentucky Hotel in Louisville as the three original institutions combined with Morehead State, Louisville and Evansville to form the OVC.

In the 1950s, the OVC became a pioneer on a much more significant scale socially. During times of racial segregation, league member Morehead State became one of the first non-traditionally black mid-southern institutions to accept a black student. In 1958 Marshall Banks earned athletically-related aid at Morehead, which signed

a second black athlete, Howard Murphy, a year later. In 1961 Murphy earned all-conference recognition as a halfback in football. With racial barriers broken, the rest of the institutions in the league began to provide educational and athletic opportunities to African-Americans.

After Title IX legislation passed in 1972, women's athletics began a rebirth on the national scene as the NCAA began sponsoring and marketing women's sports. Recognizing the need to provide increased opportunities for female athletes, the OVC began formulating plans for women's athletics in 1975 and established women's championships in the sports of basketball, tennis and track in 1977, with cross country and volleyball added over the next four years. Those sports were initially governed by the Association of Intercollegiate Athletics for Women (AIAW), but the overall strength of women's programs in the league was demonstrated by the automatic bids the OVC instantly received when the NCAA became the governing body in 1982. The conference added women's golf and softball in 1994 and women's soccer in 1998.

Through the past 69 years, 15 teams have won or shared the league's football title. The list is led by Eastern Kentucky, winner of 21 outright or shared football crowns, which is tied for the most in Football Championship Subdivision history (with Massachusetts). Among OVC teams, former member Middle Tennessee is next with 11 titles, followed by Tennessee Tech with 10, and Murray State and former member Western Kentucky with eight apiece. Eastern Illinois has claimed seven football crowns and Jacksonville State has six, while Morehead State, Tennessee State and former members Evansville and East Tennessee State have captured two apiece. Austin Peay, Southeast Missouri, UT Martin and former member Youngstown State have one title apiece.

Murray State and Evansville tied for the initial football championship, and the Racers participated in the first-ever bowl game by an OVC

team, tying Sul Ross State 21-21 in the 1948 Tangerine Bowl. From 1948 to 1975, OVC teams played in 15 bowl games, winning eight of them. Eastern Kentucky and Western Kentucky were also participants in the NCAA Division II playoffs in the early and mid-1970s prior to the NCAA's reclassification of football programs into Division I-AA. The term "I-AA" lasted until the end of the 2006 season when it was changed to Division I Football Championship Subdivision (FCS).

The first Division I-AA/FCS football playoff was held in 1978 with only four teams, which is the only year through present day that the OVC did not field a playoff representative. In 1979, four of the nation's top teams were invited to the playoffs, and two of them - Eastern Kentucky and Murray State - were from the OVC. Murray dropped its semifinal game to Lehigh, but the Colonels nipped Nevada-Reno in double overtime and claimed the national championship a week later with a 30-7 victory over Lehigh. ECU was coached by former All-America quarterback Roy Kidd, who was in his 16th year at the helm of his alma mater and who skipped the Colonels to a second national title three years later. Following the 2002 season, Kidd retired after 39 years at ECU; upon retirement, he ranked sixth all-time among Division I coaches with 315 victories, earning him a spot in the College Football Hall of Fame. ECU's 21 FCS playoff appearances are the second most all-time (behind only Montana's 23 berths).

In addition to Kidd, other coaching legends in the OVC include Charles "Bubber" Murphy, who coached at Middle Tennessee from 1947-1968, Western Kentucky's Jimmy Feix (1968-83), Wilburn Tucker (1954-67) and Don Wade (1968-82) of Tennessee Tech, Bill Ferguson (1967-77) of Murray State, Guy Penny (1959-67) of Morehead State and Boots Donnelly (1977-78 at Austin Peay; 1979-1998 at Middle Tennessee). Following the 2011 season Eastern Illinois head coach Bob Spoo retired after 25 years at the school (the last 16 as members

of the OVC). In his time as an OVC coach he compiled 92 total victories (fifth-most in league history) and 68 OVC wins (fourth-most in league history) and was inducted into the OVC Hall of Fame in 2012. In 2016 former Murray State head coach Frank Beamer (1981-86) was inducted into the OVC Hall of Fame; he introduced his wide tackle six defense to the OVC and compiled a 43-23-2 record with the Racers before leaving for his alma mater Virginia Tech where he won 280 games in 29 seasons.

A sampling of former OVC football stars, some of whom were All-Americans during their collegiate careers before achieving stardom at the professional ranks, include Jim Youngblood and Larry Schreiber (Tennessee Tech), Phil Simms (Morehead State), Virgil Livers and Dale Lindsey (Western Kentucky), Myron Guyton and Chad Bratzke (Eastern Kentucky), Cortland Finnegan (Samford) and Tony Romo and Jimmy Garoppolo (Eastern Illinois). In 2008, former Tennessee State standout Dominique Rodgers-Cromartie became just the fourth NFL First Round draft pick in OVC history when he was selected 16th overall by the Arizona Cardinals. He would break into the starting lineup halfway through his rookie season and started at cornerback for the Cardinals in Super Bowl XLIII.

The 2007 season marked a return to scholarship football and the OVC for the Austin Peay Governors. Following the 1996 season the Governors dropped scholarship football and competed as both an independent (1997-00, 2006) and as a member of the Pioneer Football League (2001-05).

The 2007 season also brought new vernacular to the Ohio Valley Conference and the division formerly known as I-AA. Beginning with the 2006 National Championship game the term I-AA was changed to NCAA Football Championship Subdivision (FCS) in a decision by the Division I Board of Directors. The new label was chosen to communicate in a positive and clear manner the unique differences between Division

Southeast Missouri State **REDHAWKS**

OVC HISTORY

I football categories (chiefly, the post-season opportunity) while still defining them within the Division I experience. The FCS includes programs that compete in an effort to participate in the NCAA championship postseason structure (one of 90 NCAA national championships) as opposed to the Football Bowl Subdivision (FBS) which competes in an effort to participate in the postseason bowl system (the 40 NCAA-licensed events which includes the College Football Playoff).

In 2010 Southeast Missouri State, picked to finish seventh in the preseason poll, compiled a 7-1 Conference record on the way to its first OVC Championship since joining the league in 1991. Overall the Redhawks were 9-2 during the regular season and earned a berth in the FCS Playoffs, its first playoff berth at any level in the program's 104-year history. Southeast would lose to eventual national champion Eastern Washington in the second round of the playoffs. Head coach Tony Samuel capped the year by winning the Sports Network's Eddie Robinson Award, given to the National Coach of the Year. Samuel was the second OVC coach to win the award (joining Murray State's Houston Nutt who won the award in 1995).

For only the second time in league history in 2011, three teams shared the OVC football championship, as Eastern Kentucky, Jacksonville State and Tennessee Tech finished with 6-2 records. The only other time in league history more than two champions were crowned at the end of the year was 1962 (when four teams shared the crown).

In 2012 Eastern Illinois became just the fourth football team in OVC history to go from worst-to-first in winning the OVC Championship. The Panthers were led by head coach Dino Babers who became just the fourth first-year head coach to win an OVC Championship (joining Boots Donnelly in 1977, Jason Simpson in 2006 and Dean Hood in 2008 – Jacksonville State head coach John Grass would become the fifth coach to achieve that feat

in 2014). During the year Eastern Illinois junior wide receiver Erik Lora shattered the FCS single-season receptions record, hauling in 136 passes in 12 games; that mark was 13 more than the previous NCAA record and 44 more than the previous OVC mark.

In 2013 Eastern Illinois repeated as OVC Champions behind Walter Payton Award winner Jimmy Garoppolo. The quarterback became just the second OVC player to earn the National Player of the Year Award, joining former EIU signal caller Tony Romo (2002). Garoppolo passed for 5,050 yards (second most in NCAA single-season history) and 53 touchdowns (fourth in NCAA history) in leading the Panthers to a 12-2 record and berth to the quarterfinals of the FCS Playoffs. Garoppolo was drafted by the New England Patriots in the second round of the 2014 NFL Draft, becoming just the fifth OVC player selected in that round and just the fifth OVC quarterback ever selected (and first since 1998). Garoppolo was a part of Patriots teams that won Super Bowls in 2015 and 2017.

The 2013 season saw the OVC snap a 19-game playoff losing streak dating back to the 2000 season. Tennessee State shutout Butler (marking the first OVC road playoff victory since 1986) to snap the streak while later that day Jacksonville State smashed Samford in the first round. A week later Eastern Illinois beat Tennessee State while Jacksonville State won at McNeese State to each advance to the quarterfinals; that marked the first time the OVC put two teams in the quarterfinals in the same season since 1991. Overall the four total playoff wins in the same season established a new OVC record.

In 2015 Jacksonville State ascended to No. 1 in both major Top 25 polls, becoming the first OVC team to be ranked No. 1 since the 1999 season. The Gamecocks would go on to complete its second-straight 8-0 Conference mark and won three playoff games to become the first OVC team to advance to the Division I National Championship Game since 1982 (Eastern Kentucky). JSU lost to

North Dakota State in the title game but finished the year 13-2 overall and ranked No. 2 in the final Top 25 polls. Head coach John Grass became the first OVC coach honored as the AFCA National Coach of the Year while quarterback Eli Jenkins was named the FCS ADA National Quarterback of the Year, finishing the year with 2,788 passing and 1,161 rushing yards (one of just three Division I quarterbacks – FBS or FCS - to achieve those numbers during the year).

Jenkins would conclude his career in 2016 with 3,796 rushing yards, the seventh-most ever by a FCS quarterback. Jenkins, who was named OVC Male Athlete of the Year in back-to-back seasons, capped his career with 11,448 yards of total offense, second-most in OVC history (behind only Garoppolo).

Football wasn't the only sport in which the OVC was quickly gaining respect. In 1955, the OVC became only the second six-member league nationally to earn an automatic bid to the prestigious NCAA Men's Basketball Tournament, which, at that time, was limited to only 24 participants. The Conference quickly proved worthy of that bid, as Morehead State defeated Marshall (107-92) and Wayne State (95-84) in the 1956 tournament.

Fifteen years later, former OVC member Western Kentucky became the first and only Conference team to reach the Final Four. The Hilltoppers defeated Jacksonville, Kentucky and Ohio State before losing to Villanova in double overtime in the national semifinals. WKU went on to finish in third place after beating Kansas 77-75 in the consolation game.

Since that time, the OVC has recorded some of the biggest upsets in the history of the NCAA Tournament. Perhaps the most famous moment came in 1987, when Austin Peay came from fourth place in the regular season to win the OVC Tournament and earn the league's automatic bid. The Governors drew powerful Illinois, and were such big underdogs, that ESPN broadcaster Dick Vitale promised to stand on his head if

APSU won the game. After a 68-67 victory over the Illini, and a narrow 90-87 overtime loss to eventual Final Four participant Providence in the second round, Vitale made good on his promise in a visit to Clarksville two months later.

Murray State added to the OVC's string of upsets in 1988 when it knocked off 14th-ranked North Carolina State, 78-75. The Racers' M&M Boys - Jeff Martin and Don Mann - combined for 39 points in the win. MSU nearly went on to the Sweet 16 that year, losing to eventual national champion Kansas, 61-58. A bank shot by Mann that would've given the Racers a one-point lead rolled off the rim with three seconds left. In 1990 as a No. 16 seed, Murray State took No. 1 seed Michigan State into overtime before falling 75-71; that game still marks the closest a No. 16 seed has come to knocking off a No. 1 in men's tournament action. More recently, Murray State has dominated the OVC Tournament, reaching the championship game every year in the 1990's. The Racers' 15 OVC Tournament Championships are the most among all OVC schools.

After former member Middle Tennessee State won a first round game in 1989, the league had a drought as no other OVC team won a NCAA Tournament game for the next 19 years. But Morehead State, coming off a thrilling double overtime OVC Tournament victory over Austin Peay, topped Alabama State 58-43 in the 2009 Opening Round game at University of Dayton Arena in Dayton, Ohio. The game was played in front of an Opening Round record crowd of 11,346 and included many MSU fans who made the three-hour drive from Morehead for the game.

In 2009-10, Murray State made OVC history by winning a record 31 games (31-5) on its way to the league's regular season and tournament championships. In the first round of the NCAA Tournament, the No. 13 seed Racers topped Vanderbilt in thrilling fashion when senior Danero Thomas hit a jumper as time expired to lift MSU to a 66-65 victory. It marked

Southeast Missouri State **REDHAWKS** OVC HISTORY

the first OVC team to advance to the second round of the NCAA Tournament since 1989, and snapped a skid of 71-straight losses to Southeastern Conference foes (dating back to 2000-01). In the second round, the Racers pushed eventual national runner-up Butler to the brink before losing 54-52.

In 2010-11 Morehead State would make it three NCAA Tournament wins in as many years for the league and got a bit of revenge for the 2009 tournament loss to Louisville in the process. After finishing second in the regular season and winning the OVC Tournament Championship, the No. 13 seeded Eagles were shipped to Denver to play the in-state foe Cardinals. MSU jumped out to a 15-2 advantage but were down four points (61-57) with just over a minute to play in regulation. After two free throws from two-time OVC Player of the Year Kenneth Faried, the Eagles held for one final shot attempt and senior Demonte Harper pulled up off a cross-over dribble to nail a 3-pointer with 4.3 seconds left that gave Morehead State a 62-61 lead. UofL had one last attempt but Faried blocked the Cardinals last shot, giving MSU the win, its first over Louisville since the 1956-57 season.

In 2011-12 Murray State put together one of the greatest seasons in OVC history, beginning the year 23-0 (an all-time OVC best) and being ranked as high as No. 7 in the coaches poll on Feb. 6. The squad was the first OVC team to be nationally-ranked since Murray State was ranked in 1997-98; in addition the top 10 ranking was the first for an OVC team since the 1970-71 campaign (WKU). The Racers would top nationally-ranked Memphis and Saint Mary's during the season and win the league's regular season and tournament championships. MSU earned a No. 6 seed in NCAA Tournament, the highest-ever seed for an OVC team since the NCAA began seeding the field in 1979. The Racers would top Colorado State 58-41 in the second round before falling to Marquette in the third round. Murray State would win 31 games overall, tying the OVC

all-time record the Racers set in 2009-10.

After the Murray State win in 2011-12, the league had won NCAA Tournament games in four-straight seasons, something that had never happened in league history (three-game winning streaks from 1960-62 and 1987-89 had been the previous best streaks). Over that time period (2009-12) the OVC was one of just nine conferences nationally to win a NCAA Tournament game in each season and one of only three non-BCS leagues (joining the Atlantic 10 and WCC) to do so.

In 2013-14 Murray State won five games to claim the CollegeInsider.com Postseason Tournament (CIT) and in the process became the first OVC men's basketball team to ever play games in the month of April.

The 2014-15 season saw five OVC men's basketball teams earn postseason bids, the most in league history, and a year later (2015-16) that number was eclipsed with six teams making national postseason tournaments. Entering 2017-18 OVC men's basketball teams have at least one national postseason tournament victory in nine-straight seasons, an all-time league record.

In 2007-08, UT Martin guard Lester Hudson became the first men's Division I player to record a quadruple-double in a game, when he registered 25 points, 12 rebounds, 10 assists and 10 steals in a victory over Central Baptist College. Hudson, who ranked fourth in scoring nationally as a junior, returned for his senior season in 2008-09 and was second nationally in scoring (behind Davidson's Stephen Curry) at 27.5 points a contest. Hudson earned numerous honors (including OVC Player of the Year and OVC Male Athlete of the Year in each 2008 and 2009 and All-American status from several outlets) before being drafted by the Boston Celtics with the No. 58 pick of the 2009 NBA Draft.

During the 2010-11 year Faried, the nation's leading rebounder during the season, became the NCAA's Modern Era (since 1973) career rebounding leader, totaling 1,673 rebounds which passed Tim

Duncan for the record (he is 11th all-time in NCAA history). Faried also finished his career with 86 double-doubles, second all-time to only Duncan. He is one of only six players in NCAA history to finish with 2,000-plus career points (2,009) and 1,600-plus career rebounds. Faried was drafted 22nd overall by the Denver Nuggets in the 2011 NBA Draft, becoming the first OVC player selected in the first round since Tennessee State's Carlos Rogers 1994.

Murray State guard Isaiah Canaan, a first-team All-American in 2011-12, capped his illustrious career in 2012-13 by becoming just the 17th player in OVC history to score 2,000 or more career points. Canaan, who was a key part of Murray State NCAA Tournament victories in both 2010 and 2012, earned a pair of OVC Player of the Year honors (2012 and 2013) during his career as well as being named OVC Freshman of the Year (2010), OVC Tournament MVP (2010) and OVC Male Athlete of the Year (2012). He was drafted by the Houston Rockets with the 34th overall pick (No. 2 pick of the second round) of the 2013 NBA Draft.

In 2014-15 Murray State became just the fifth OVC men's team to complete a perfect Conference season (16-0). The Racers were led by sophomore Cameron Payne who was named OVC Men's Basketball Player of the Year, OVC Male Athlete of the Year and earned third-team All-American honors from CBSSports.com. Following the season Payne declared for the NBA Draft, becoming the first sophomore in OVC history to do so and one of just four OVC players all-time to enter and stay in the draft with eligibility remaining. Payne was selected in the lottery by the Oklahoma City Thunder (pick No. 14 overall), making him just the ninth First Round NBA Draft pick in OVC history.

Austin Peay made history in winning the 2016 OVC Men's Basketball Tournament as the Governors became the first No. 8 seed to claim the championship. APSU had to win its two regular season games just to qualify for

the event and then won four games in four days to capture its fifth tournament crown. Along the way the Gobs topped a No. 5 seed, No. 4 seed, No. 1 seed and No. 2 seed and were paced by MVP Chris Horton who averaged 22.5 points, 14.0 rebounds and 3.5 assists/game during the event including a 37-point, 21-rebound and 30-point, 16-rebounds performance during the run.

In 2016, former Belmont All-American and 2012-13 OVC Co-Player of the Year Ian Clark became the first former OVC player to advance to the NBA Finals since former Tennessee State star Anthony Mason played for the New York Knicks in 1994. Clark was part of a Golden State Warriors team that won a NBA record 73 regular season games but lost in Game 7 of the Finals. A year later, Clark was part of the Warriors team that topped Cleveland to win the 2017 NBA Championship, becoming the first OVC player to win the crown since 1970-71 (Murray State's Dick Cunningham and Western Kentucky's Greg Smith with the Milwaukee Bucks).

Belmont's Evan Bradds finished his career in 2016-17 with a 66.7 career field goal percentage, tops in OVC history and fourth all-time in Division I history. Bradds capped his career with back-to-back OVC Player of the Year awards in addition to being named 2016-17 OVC Co-Male Athlete of the Year.

Through its 69 years, 13 teams have won or shared the league's regular season men's basketball title. Murray State heads the list with a Conference-record 24 outright or shared basketball crowns. Other past champions include former member Western Kentucky (19), Morehead State (9), Austin Peay (8), Eastern Kentucky (6), Tennessee Tech (5), former member Middle Tennessee (5), Belmont (4), Tennessee State (2), former member East Tennessee State (2), Southeast Missouri State (1), UT Martin (1) and former member Akron (1).

Among the coaching greats in men's basketball have been Western Kentucky's E.A. Diddle, who retired

Southeast Missouri State **REDHAWKS**

OVC HISTORY

with 759 victories and 10 OVC titles; John Oldham, who was a member of the very first All-OVC squad and went on to win seven OVC crowns during his coaching tenure at Tennessee Tech and Western Kentucky; Paul McBrayer, who guided Eastern Kentucky to 219 wins and three OVC crowns; and Cal Luther, who is the only person in Conference history to win men's basketball Coach of the Year honors at two league schools - Murray State and UT Martin. Following the 2016-17 season, Austin Peay's Dave Loos retired as the winningest coach in OVC history (he passed Luther for that crown in 2009-10). Loos, a five-time OVC Coach of the Year, finished his career with 420 wins in 27 years at Austin Peay (including a 258-194 OVC record) and 502 total wins in 31 years as a head coach.

There have been an equal number of great players including Western Kentucky's Clem Haskins, who is the only three-time OVC Player of the Year. Several players have won OVC Player of the Year honors twice: Western Kentucky's Jim McDaniels (1969-70 and 1970-71), Murray State's Les Taylor (1971-72, 1972-73), Jeff Martin (1987-88, 1988-89), Popeye Jones (1989-90, 1990-91) and Marcus Brown (1994-95, 1995-96), Austin Peay's Otis Howard (1976-77, 1977-78), Middle Tennessee's Jerry Beck (1980-81, 1981-82), Akron's Joe Jakubick (1982-83, 1983-84), Tennessee State's Carlos Rogers (1992-93, 1993-94), UT Martin's Lester Hudson (2007-08, 2008-09), Morehead State's Kenneth Faried (2009-10, 2010-11) and Murray State's Isaiah Canaan (2011-12, 2012-13).

The OVC also has the honor of being the only conference to boast the nation's leaders in scoring, rebounding and assists all in one season. That feat was accomplished in 1991-92 by Morehead State's Brett Roberts (28.1 ppg), Murray State's Popeye Jones (14.4 rpg) and Tennessee Tech's Van Usher (8.8 apg).

This year the OVC will once again serve as host for the NCAA Division I Men's Basketball Championship

First and Second Rounds at Bridgestone Arena in Nashville. It will mark the fourth-time the OVC has served as hosts of the event (2000, 2005, 2012 and 2018).

Tennessee Tech has won or shared 18 regular-season women's basketball championships in addition to nine OVC Tournament crowns; both are tops in OVC history. UT Martin added its name to the list of championship by capturing its first OVC Tournament title in 2011 and also winning championships in 2012, 2013 and 2014. The Skyhawks became just the fourth team in OVC history (and first since Austin Peay from 2000-03) to win four-straight tournament titles. In 2016 Belmont won its first-ever OVC Tournament Championship, a feat it repeated in 2017.

Several coaches have made their mark in the history of OVC women's basketball. Former Tennessee Tech coach Marynell Meadors posted an amazing 363-139 (72.3%) record at Tech, becoming the first woman in NCAA or AIAW history to win 300 games at the same institution, while former Tennessee State skipper Teresa Phillips earned National Coach of the Year honors from USA Today in 1990 for turning around the Lady Tigers' program before going on to lead TSU to the NCAA Tournament in 1994 and 1995.

Tennessee Tech coach Bill Worrell capped a stellar 20-year career in 2005-06 and was inducted into the OVC Hall of Fame in 2007; he compiled a 408-190 record while leading the Golden Eagles to an unprecedented 16 OVC regular-season titles and eight NCAA Tournament appearances, including five straight from 1989-93. Larry Joe Inman, who retired at the conclusion of the 2007-08 season and was inducted into the OVC Hall of Fame in 2009, won more than 100 games at both Middle Tennessee and Eastern Kentucky, and earned OVC Coach of the Year honors a record eight times - five times at EKU and three at MTSU. In 2012-13 Inman came out of retirement to take the Tennessee State job; in 2014-15 he led the Lady Tigers to its first OVC Tournament Championship since

1995. Inman once again retired following the 2016-17 season, with 545 career victories.

Many great players have graced the hardwood over the years, including former OVC Players of the Year Brooke Armistead and Gerlonda Hardin from Austin Peay, Pam Chambers, Jerilyn Harper, Cheryl Taylor, Angela Moorehead, Roschelle Vaughn, Diane Seng, Janet Holt and Emily Christian from Tennessee Tech; Morehead State's Donna Murphy, Priscilla Blackford and Chynna Bozeman; Eastern Kentucky's Kim Mays; Southeast Missouri's Gray C. Harris; Murray State's Ashley Hayes; and UT Martin's Heather Butler and Jasmine Newsome.

Morehead State center Brittany Pittman set new school, league and NCAA standards for blocked shots in 2008-09. Pittman swatted 164 shots during the season, setting a new NCAA single-season record (which has since been broken). During the campaign, only her second with the Eagles, she also set career block records for both Morehead State and the OVC (287).

In 2012-13 the UT Martin duo of Jasmine Newsome and Heather Butler finished fifth and sixth nationally among NCAA scoring leaders. Newsome, the 2012 and 2013 OVC Player of the Year, averaged 22.6 points per game on the way to All-American honors while Butler averaged 22.4 points per contest. Butler set a NCAA record during the season by connecting on a 3-pointer in her 80th-straight game.

In 2013-14 Butler and Newsome capped their brilliant careers by ranking first and second in scoring in OVC history. Butler, the 2013-14 OVC Female Athlete of the Year, finished her career with 2,865 points, which ranked first in OVC and 16th in NCAA history. She also finished her career with 392 career 3-pointers (which was tied for the most in NCAA history following her career but now ranks second) and scored in double figures in all 129 career games, which ranks fifth in NCAA history. Following the season Butler was signed by the WNBA's San Antonio Stars where

she became the first OVC player to make an active WNBA roster. Newsome capped her career with 2,566 points, second only to Butler in OVC history.

The league also had another historical moment in November 2008 when the NCAA awarded Nashville the 2014 NCAA Women's Division I Final Four. The OVC served as the host of the prestigious event, which is one of the biggest sporting events the city of Nashville can host. The event was held April 6 & 8 at Bridgestone Arena in downtown Nashville and was played in front of sold-out crowds for both the semifinals and championship as UConn topped Notre Dame in a battle of undefeated teams to win its ninth national title.

Over its 69 years, OVC teams have garnered national championships and bowl games in football, along with national team or individual titles in the sports of rifle, cross country, track and golf.

The OVC has also produced several Olympic athletes, including Murray State's Morgan Hicks, who was a member of the 2004 United States Olympic Rifle Team and Morehead State's Brian Shimer who competed in five Winter Olympics in bobsled (winning a bronze medal in 2002) and coached the 2010 United States bobsled team to its first gold medal since 1948. Former Morehead State football and Eastern Kentucky track and field athlete Dallas Robinson competed with the U.S. bobsled team during the 2014 Sochi Winter Olympics. In addition, some of the greatest players in professional sports were educated at OVC institutions. The list includes former greats such as football's Phil Simms (Morehead State), basketball's Clem Haskins (Western Kentucky) and Bubba Wells (Austin Peay) and two-sport star Steve Hamilton (Morehead State) to present-day standouts like basketball player Kenneth Faried (Morehead State), football players Tony Romo (Eastern Illinois) and Jimmy Garoppolo (Eastern Illinois) and baseball players A.J. Ellis (Austin Peay) and Shawn Kelley (Austin Peay). Hamilton is the only

Southeast Missouri State **REDHAWKS** OVC HISTORY

athlete to ever play in the NCAA Basketball Championship, a Major League Baseball World Series (New York Yankees) and a NBA Championship Series (Los Angeles Lakers).

The OVC's first volleyball tournament was held in 1981, the same year Eastern Kentucky began a string of six-straight tournament crowns. Former ECU skipper Dr. Geri Polvino compiled a 627-439 record in 32 seasons as head coach of the Colonels, earning OVC Coach of the Year honors eight times. More recently, former Austin Peay coach Cheryl Holt and former Southeast Missouri skipper Cindy Gannon also earned their peers' recognition multiple times with four awards each.

Throughout the last 34 years, 11 different teams have won an OVC regular-season or tournament volleyball crown. Since joining the league in 1991, Southeast Missouri has dominated the scene, winning seven of its eight regular-season titles during the 1990's, including five straight from 1993-97. The Redhawks have also won five tournament crowns (1994, 1996, 1998, 1999 and 2000). Jacksonville State won back-to-back OVC Tournament Championships (2005, 2006) including going through the OVC undefeated (16-0) in 2006 and winning a NCAA Tournament match in 2010, the league's first NCAA victory since 2000.

Following the 2007 season, Jacksonville State's Abbey Breit was named the OVC Offensive Player of the Year for the third-straight season, becoming the first player in OVC history to accomplish that feat. She was later joined by Murray State's Scottie Ingram who won three-straight awards from 2014-16. Four other individuals - Eastern Kentucky's Angela Boykins (1985-86), Morehead State's Dayle Hammtree (1988-89), Southeast Missouri's Tuba Meto (1996-97) and Morehead State's Amy Almond (2001-02) - were back-to-back winners of the award.

Morehead State won its fourth-straight OVC volleyball regular season championship in 2013. Over that four-year period (2010-13) the

Eagles compiled an impressive 67-3 league record.

In 2007, Eastern Kentucky's Jacob Korir won his fourth-straight Conference cross country title becoming just the third OVC student-athlete and 13th athlete nationally to accomplish that feat. Korir was a three-time All-American in cross country, earning two top-10 finishes at the NCAA Cross Country Championship. The Nairobi, Kenya, native was also named a track and field All-American twice during his career, was selected as the OVC Male Athlete of the Year in 2006-07 and received the NCAA post graduate scholarship in 2008.

In 2011 the Eastern Kentucky men's cross country earned a national ranking in the USTFCCCA poll, climbing to as high as No. 17; the ranking was the highest for an OVC team since the polls began in the early 1980s. The ECU men would qualify for the NCAA Championship, becoming the first OVC team to reach the national championship meet since 1980. Eastern Kentucky finished 26th overall at the event as junior Soufiane Bouchikhi was 47th in a field of 252 runners. On the women's side Eastern Kentucky senior Lydia Kosgei became the first ECU woman to ever qualify for the NCAA Championship and went on to finish 37th at the national meet to earn All-American honors.

A year later (2012) the ECU men's cross country team was ranked as high as No. 11 nationally and finished 24th at the NCAA Championship. Wade Meddles led the team with a 38th place finish at the event while Bouchikhi was 40th. In 2013 Eastern Kentucky placed 15th at the NCAA Championship, the highest national finish for an OVC team since 1980. Soufiane Bouchikhi capped his career by winning his fourth-straight OVC Championship and earning National Runner of the Week honors during the season. Bouchikhi finished 26th at the NCAA Championship in 2013, earning All-American honors for the second-straight season. In 2014 ECU qualified for its fourth-straight NCAA Championship and finished 23rd overall and in 2015 earned its

fifth-straight bid and finished 17th overall. ECU is only the second OVC team to ever qualify for five-straight NCAA Championships (ETSU being the other).

In 2016, Eastern Kentucky's Charlotte Imer finished 31st at the NCAA Championship, the second-highest finish ever by an OVC female (trailing only a 24th place finish by Samford's Lauren Blankenship in 2007).

In 2007 the Conference had two teams in the NCAA Women's Soccer Tournament for the first time in league history, as former OVC member Samford earned an at-large selection while Southeast Missouri was the Conference's automatic bid.

Former Austin Peay standout and 2012 OVC Soccer Player of the Year Tatiana Ariza represented her native country of Colombia in both the 2012 Summer Olympics in London (earning a start against the United States) as well as the 2015 FIFA Women's World Cup. In the 2015 event she assisted on the first World Cup goal in her country's history and in the following match helped her team to a 2-0 victory over France, giving Colombia its first-ever win at the event.

In 2016 SIUE turned in a major upset in the first round of the NCAA Division I Soccer Championship, advancing on penalty kicks 5-4 over No. 11-ranked Notre Dame. The Cougars became just the second OVC team to advance to the second round (joining Samford who topped Vanderbilt on penalty kicks in 2005).

For the first time under the current format, OVC men's golfers qualified for the NCAA National Championship in back-to-back years in 2013 and 2014. Austin Peay's Dustin Korte advanced from the regional to the national championship in 2013 (finishing 116th overall) while APSU's Marco Iten won the Auburn Regional in 2014 to qualify for the National Championship (finishing 55th). In 2015 OVC three individual men's golfers competed in the NCAA Regionals (one automatic berth and two at-large berths) in addition to the Eastern Kentucky team; the

three individuals were the most from the OVC to qualify in one year under the current format. The OVC also boasts three current PGA Tour professionals in Scott Stallings (Tennessee Tech), Josh Teater (Morehead State) and Danny Willett (Jacksonville State).

In April 2016 Willett won The Masters Championship in Augusta, Georgia. The former JSU standout, who was the 2006 OVC Freshman of the Year and the 2007 OVC Championship Medalist, entered the final round tied for fifth, three shots behind 2015 champion Jordan Spieth after rounds of 70-74-72. In the final round Willett fired a 5-under par round of 67 to finish at 283 (-5) and top the field by three shots. He became just the eighth player in Masters history to win the event in his first or second start and just the second Englishman to win the event.

In 2009 it was OVC softball that accomplished several firsts as UT Martin (tournament champion) and Jacksonville State (at-large) were each selected for the NCAA Championship. Jacksonville State would take it a step farther by winning the Knoxville Regional (beating No. 13 national seed Tennessee along the way) to become the first OVC softball program to advance to a Super Regional. Jax State would fall to No. 4 Alabama in that Super Regional but finished the season 43-16 (19-2 OVC) and ranked 21st nationally in the ESPN.com/USA Softball poll and 24th nationally in the USA Today/NFCA poll.

In 2016 the OVC Softball Championship was held at a neutral site for the first time, as it was played at Choccolocco Park in Oxford, Alabama.

The league's baseball presence has continued to evolve since its inception. The OVC baseball tournament moved to a neutral site for the first time in 2001 with Paducah, Kentucky and Brooks Stadium hosting the tournament in front of raucous crowds. The success of the tournament led to Jackson, Tennessee and The Ballpark at Jackson (the home of the Seattle Mariner's Class AA

OVC HISTORY

Southeast Missouri State REDHAWKS

affiliate) – hosting the event for the first time in 2010. The championship moved to Choccolocco Park in Oxford, Alabama in 2017.

The OVC also has made a statement in the NCAA Baseball Championship in recent years, with its teams involved in several memorable contests in the last decade. Tennessee Tech surprised Wake Forest in the opening round of the 2001 tournament and Southeast Missouri stunned host Alabama in the opening round of the 2002 championship. Five years later, Austin Peay captured the collegiate baseball world's attention by taking Vanderbilt, the 2007 No. 1 overall seed, to extra innings. Eastern Illinois pushed host Nebraska to the limit in 2008 followed by Tennessee Tech's memorable contest against host Clemson in 2009.

After not making the OVC Tournament field in either 2009 or 2010, Austin Peay, who was picked to finish seventh in the 2011 preseason poll, won the regular season and tournament championships to garner its fourth NCAA Tournament appearance. In the first game of NCAA Regional play the Govs knocked off host and No. 1 seed Georgia Tech 2-1.

In 2012 Austin Peay completed a "repeat squared" (back-to-back regular season and tournament championships) for the first-time in OVC history. The Govs would go on to top Indiana State and Cal State Fullerton at the Eugene Regional, before falling to host Oregon in the regional final. It marked the first time since the 2000 season (Middle Tennessee) that an OVC team had won multiple NCAA Tournaments games in the same season.

Austin Peay completed a "3-Peayt" by winning its third-straight OVC Tournament crown in 2013. Along the way the Govs garnered the first nationally-ranking by an OVC team since 2009 (climbing to as high as 21st nationally) and tied the OVC single-season record with 47 victories. The Govs earned the No. 2 seed in the NCAA Bloomington Regional, becoming the first OVC team in the current regional format (since 1999) to earn anything other than

a No. 4 seed. The squad topped Florida and Valparaiso to advance to the regional final for the second-straight season before losing to host Indiana. Govs senior closer Tyler Rogers was a big part of his team's success during the year, setting the NCAA single-season record for saves (23 – a mark that was later eclipsed during the College World Series).

In 2016 six OVC teams reached the 30-win plateau for the first time in league history; the previous single-season high had been four teams.

In 2017 the league could have been named the "Offensive Valley Conference" as teams combined for 753 home runs during the season, the most in league history. That was highlighted by a record 50 combined home runs being hit in 13 games at the OVC Tournament. Included in that was Morehead State sophomore Niko Hulsizer who hit his 27th home run of the season, establishing a new OVC single-season record.

In 2014, for the third-straight year, 12 OVC players were selected in the Major League Baseball First-Year Player Draft. Of those 12 selections five came in the first 10 rounds, setting a new record for most OVC players picked in the first 10 rounds (eclipsing the old mark of three set several times). In 2016 13 OVC players were selected in the draft, tying the all-time record established in 2010; overall the OVC has had 85 players selected over the past eight years (2010-17).

A first in the OVC occurred in 2008, when the league had a first round draft pick in both the NFL (Tennessee State's Dominique Rodgers-Cromartie) and Major League Baseball (Eastern Kentucky's Christian Friedrich) Drafts in the same school year. A year later (2009) the league had a Major League Baseball First Round Compensation Round pick (Eastern Illinois' Tyler Kehr who was No. 48 overall) and NBA Second Round pick (UT Martin's Lester Hudson) in the same season.

The playing field is not the only place where OVC athletes are working hard. The league

also recognizes excellence in the classroom. Six Scholar-Athlete Awards are presented yearly to male and female athletes, while others are commended for their academic success by being Medal of Honor recipients or earning a spot on the Commissioner's Honor Roll. Additionally, the league annually presents one institutional Academic Achievement Award, as well as separate team awards in each Conference-sponsored sport. Since the College Sports Information Directors of America (CoSIDA) Academic All-America program began, the Ohio Valley Conference has had 261 student-athletes honored with the award, including 67 over the last seven years (2010-17).

Through the early years of the league, administrators wrestled with fan behavior due to the close proximity of the Conference members and the intense rivalries which developed. Just as it did decades ago, the OVC took the leadership role on what has become a national issue. In 1995, the OVC implemented a first-of-its-kind "Sportsmanship Statement," a policy which promotes principles of fair play, ethical conduct and respect for one's opponent. The statement has become a model for others to follow across the nation, and has answered the challenge of the NCAA Presidents Commission to improve sportsmanship in collegiate athletics.

Additionally, the OVC annually presents the Steve Hamilton Sportsmanship Award, in honor of the former Morehead State student-athlete, coach and athletics director, to a junior or senior student-athlete with significant athletic contributions who best exemplifies the characteristics of sportsmanship and citizenship. Most recently, the Conference has also implemented the OVC Institutional and Team Sportsmanship Awards, which are presented to one institution and 18 sport-specific teams voted by their peers to have best exhibited the standards of sportsmanship and ethical conduct as outlined by the OVC and NCAA.

The vision of leadership demonstrated by the Founding Fathers in 1948 remains alive today as the Ohio Valley Conference prepares for the future. One example is in regard to the current trend in collegiate athletics administration for increased involvement of university presidents in setting policies and making rules. The presidents of OVC institutions, however, have always governed the Conference, long before presidential governance became a national theme.

The Ohio Valley Conference sponsors the following sports: baseball, basketball, cross country, football, golf, tennis and track for men, and basketball, cross country, golf, soccer, softball, tennis, track and volleyball for women. In addition, the OVC also sponsors the combined men's and women's sport of rifle.

Now in its seventh decade of competition, the Ohio Valley Conference has grown significantly from its humble beginnings while increasing the number of athletics opportunities it provides for students. Current league representatives include charter members Eastern Kentucky University, Morehead State University and Murray State University, along with Austin Peay State University, Belmont University, Eastern Illinois University, Jacksonville State University, Southeast Missouri State University, Southern Illinois University Edwardsville, Tennessee State University, Tennessee Technological University and the University of Tennessee at Martin.

Southeast Missouri State REDHAWKS

2016-17 STATISTICS

2016-17 Standings

East Division												
	OVC	Pct.	PE	PA	Overall	Pct.	PE	PA	Home	Away	Neutral	Streak
Belmont #*@	15-1	.938	79.9	69.2	23-7	.767	76.7	69.3	12-1	11-4	0-2	L1
Morehead State*	10-6	.625	76.9	75.3	14-16	.467	79.0	77.0	10-4	4-11	0-1	L2
Jacksonville State*&	9-7	.563	68.6	66.9	20-15	.571	69.5	67.9	5-5	10-9	5-1	L1
Tennessee State*	8-8	.500	71.1	70.1	17-13	.567	71.1	67.7	7-5	8-7	2-1	L2
Tennessee Tech*	8-8	.500	71.3	73.5	12-20	.375	72.4	73.1	7-8	5-11	0-1	L3
Eastern Kentucky	5-11	.313	65.9	71.9	12-19	.387	70.9	75.2	8-6	3-12	1-1	W2
West Division												
	OVC	Pct.	PE	PA	Overall	Pct.	PE	PA	Home	Away	Neutral	Streak
UT Martin*%	10-6	.625	76.4	75.8	22-13	.629	76.9	75.1	14-2	7-10	1-1	L1
Southeast Missouri*	9-7	.563	77.1	73.9	15-18	.455	74.5	74.7	10-4	4-11	1-3	L1
Murray State*	8-8	.500	80.3	77.0	16-17	.475	80.0	77.1	10-4	3-11	3-2	L1
Austin Peay	7-9	.438	77.9	81.4	11-19	.367	77.7	83.8	5-8	4-11	2-0	W1
Eastern Illinois	6-10	.375	73.4	75.8	14-15	.483	74.8	71.8	8-6	6-9	0-0	L1
SIUE	1-15	.063	68.5	76.8	6-24	.200	68.1	76.1	3-10	2-13	1-1	W1

- OVC Regular Season Champions

& - OVC Tournament Champions

* - OVC Tournament Participants

@ - NIT

% - CIT

Scoring Offense	G	W-L	Pts	Avg/G
Murray State	33	16-17	2639	80.0
Morehead State	30	14-16	2370	79.0
Austin Peay	30	11-19	2331	77.7
UT Martin	35	22-13	2693	76.9
Belmont	30	23-7	2302	76.7
Eastern Illinois	29	14-15	2169	74.8
Southeast Missouri	33	15-18	2460	74.5
Tennessee Tech	32	12-20	2317	72.4
Tennessee State	30	17-13	2134	71.1
Eastern Kentucky	31	12-19	2197	70.9
Jacksonville State	35	20-15	2434	69.5
SIUE	30	6-24	2044	68.1

Scoring Defense	G	Pts	Avg/G
Tennessee State	30	2032	67.7
Jacksonville State	35	2378	67.9
Belmont	30	2078	69.3
Eastern Illinois	29	2083	71.8
Tennessee Tech	32	2340	73.1
Southeast Missouri	33	2464	74.7
UT Martin	35	2630	75.1
Eastern Kentucky	31	2330	75.2
SIUE	30	2282	76.1
Morehead State	30	2311	77.0
Murray State	33	2543	77.1
Austin Peay	30	2515	83.8

Scoring Margin	G	Off	Def	Margin
Belmont	30	76.7	69.3	+7.5
Tennessee State	30	71.1	67.7	+3.4
Eastern Illinois	29	74.8	71.8	+3.0
Murray State	33	80.0	77.1	+2.9
Morehead State	30	79.0	77.0	+2.0
UT Martin	35	76.9	75.1	+1.8
Jacksonville State	35	69.5	67.9	+1.6
Southeast Missouri	33	74.5	74.7	-0.1
Tennessee Tech	32	72.4	73.1	-0.7
Eastern Kentucky	31	70.9	75.2	-4.3
Austin Peay	30	77.7	83.8	-6.1
SIUE	30	68.1	76.1	-7.9

Free Throw Pct	G	FTM	FTA	Pct
Belmont	30	400	521	.768
Southeast Missouri	33	493	664	.742
Murray State	33	552	751	.735
Eastern Illinois	29	366	500	.732
Morehead State	30	395	544	.726
Jacksonville State	35	462	647	.714
Austin Peay	30	492	695	.708
Tennessee Tech	32	504	712	.708
Eastern Kentucky	31	462	655	.705
Tennessee State	30	476	688	.692
UT Martin	35	474	689	.688
SIUE	30	528	780	.677

Field Goal Percentage	G	FGM	FGA	Pct
Austin Peay	30	806	1718	.469
Belmont	30	798	1703	.469
UT Martin	35	966	2066	.468
Morehead State	30	878	1906	.461
Jacksonville State	35	857	1869	.459
Southeast Missouri	33	852	1896	.449
Tennessee State	30	744	1680	.443
Murray State	33	899	2040	.441
Eastern Kentucky	31	750	1752	.428
Tennessee Tech	32	786	1867	.421
Eastern Illinois	29	772	1852	.417
SIUE	30	687	1686	.407

Field Goal Pct Defense	G	FGM	FGA	Pct
Tennessee State	30	637	1567	.407
Jacksonville State	35	816	1955	.417
Belmont	30	742	1739	.427
Eastern Illinois	29	718	1667	.431
Tennessee Tech	32	788	1826	.432
Eastern Kentucky	31	785	1770	.444
UT Martin	35	931	2097	.444
Murray State	33	879	1955	.450
Morehead State	30	780	1689	.462
SIUE	30	787	1688	.466
Southeast Missouri	33	857	1794	.478
Austin Peay	30	922	1877	.491

3-Point FG Pct	G	3FGM	3FGA	Pct
Morehead State	30	219	568	.386
Jacksonville State	35	258	685	.377
Eastern Illinois	29	259	696	.372
Southeast Missouri	33	263	716	.367
Murray State	33	289	803	.360
Austin Peay	30	227	640	.355
UT Martin	35	287	812	.353
Belmont	30	306	895	.342
Tennessee State	30	170	501	.339
Tennessee Tech	32	241	743	.324
Eastern Kentucky	31	235	733	.321
SIUE	30	142	486	.292

3-Point FG Pct Defense	G	3FGM	3FGA	Pct
Belmont	30	178	559	.318
SIUE	30	176	535	.329
Tennessee Tech	32	249	730	.341
Tennessee State	30	248	712	.348
Eastern Kentucky	31	224	641	.349
UT Martin	35	321	918	.350
Eastern Illinois	29	197	557	.354
Murray State	33	260	722	.360
Southeast Missouri	33	264	719	.367
Austin Peay	30	264	714	.370
Jacksonville State	35	268	716	.374
Morehead State	30	261	679	.384

Rebounding Offense	G	Rebounds	Avg/G
Murray State	33	1243	37.7
Morehead State	30	1128	37.6
UT Martin	35	1312	37.5
Eastern Illinois	29	1081	37.3
Tennessee State	30	1118	37.3
Tennessee Tech	32	1161	36.3
SIUE	30	1073	35.8
Jacksonville State	35	1244	35.5
Belmont	30	1058	35.3
Eastern Kentucky	31	1019	32.9
Southeast Missouri	33	1024	31.0
Austin Peay	30	913	30.4

Southeast Missouri State REDHAWKS

2016-17 STATISTICS

Rebounding Defense	G	Rebounds	Avg/G
Jacksonville State	35	1116	31.9
Belmont	30	972	32.4
Tennessee State	30	979	32.6
Morehead State	30	982	32.7
UT Martin	35	1154	33.0
SIUE	30	1051	35.0
Southeast Missouri	33	1162	35.2
Murray State	33	1200	36.4
Tennessee Tech	32	1176	36.8
Eastern Kentucky	31	1155	37.3
Austin Peay	30	1122	37.4
Eastern Illinois	29	1126	38.8

Blocked Shots	G	Blocks	Avg/G
Eastern Illinois	29	119	4.10
Tennessee Tech	32	123	3.84
Jacksonville State	35	134	3.83
Eastern Kentucky	31	114	3.68
UT Martin	35	123	3.51
Tennessee State	30	102	3.40
Morehead State	30	95	3.17
SIUE	30	85	2.83
Belmont	30	80	2.67
Austin Peay	30	73	2.43
Murray State	33	75	2.27
Southeast Missouri	33	63	1.91

Assists	G	Assists	Avg/G
Morehead State	30	482	16.07
Belmont	30	481	16.03
UT Martin	35	555	15.86
Eastern Illinois	29	443	15.28
Jacksonville State	35	493	14.09
Tennessee Tech	32	445	13.91
Murray State	33	458	13.88
Eastern Kentucky	31	427	13.77
Southeast Missouri	33	454	13.76
Tennessee State	30	339	11.30
Austin Peay	30	324	10.80
SIUE	30	305	10.17

Steals	G	Steals	Avg/G
Southeast Missouri	33	248	7.52
Eastern Illinois	29	198	6.83
Morehead State	30	202	6.73
Tennessee Tech	32	215	6.72
Tennessee State	30	201	6.70
UT Martin	35	228	6.51
Murray State	33	198	6.00
Eastern Kentucky	31	185	5.97
Austin Peay	30	171	5.70
SIUE	30	142	4.73
Jacksonville State	35	157	4.49
Belmont	30	131	4.37

Offensive Rebounds	G	Rebounds	Avg/G
Morehead State	30	396	13.20
UT Martin	35	453	12.94
Tennessee State	30	366	12.20
Murray State	33	399	12.09
Eastern Illinois	29	347	11.97
SIUE	30	353	11.77
Tennessee Tech	32	356	11.13
Jacksonville State	35	355	10.14
Eastern Kentucky	31	286	9.23
Southeast Missouri	33	289	8.76
Belmont	30	254	8.47
Austin Peay	30	245	8.17

Defensive Rebounds	G	Rebounds	Avg/G
Belmont	30	804	26.80
Murray State	33	844	25.58
Jacksonville State	35	889	25.40
Eastern Illinois	29	734	25.31
Tennessee Tech	32	805	25.16
Tennessee State	30	752	25.07
UT Martin	35	859	24.54
Morehead State	30	732	24.40
SIUE	30	720	24.00
Eastern Kentucky	31	733	23.65
Southeast Missouri	33	735	22.27
Austin Peay	30	668	22.27

3-Point FG Made	G	3FGM	Avg/G
Belmont	30	306	10.20
Eastern Illinois	29	259	8.93
Murray State	33	289	8.76
UT Martin	35	287	8.20
Southeast Missouri	33	263	7.97
Eastern Kentucky	31	235	7.58

Turnover Margin	G	Team	Avg.	Opponent	Avg.	Margin
Southeast Missouri	33	410	12.4	518	15.7	+3.27
Eastern Illinois	29	370	12.8	458	15.8	+3.03
Morehead State	30	404	13.5	441	14.7	+1.23
Austin Peay	30	373	12.4	407	13.6	+1.13
Tennessee Tech	32	434	13.6	469	14.7	+1.09
Murray State	33	403	12.2	434	13.2	+0.94
Tennessee State	30	452	15.1	471	15.7	+0.63
Eastern Kentucky	31	432	13.9	428	13.8	-0.13
Belmont	30	380	12.7	340	11.3	-1.33
UT Martin	35	528	15.1	477	13.6	-1.46
SIUE	30	436	14.5	392	13.1	-1.47
Jacksonville State	35	477	13.6	381	10.9	-2.74

Assist/Turnover Ratio	G	Assist	Avg.	Turnover	Avg.	Ratio
Belmont	30	481	16.0	380	12.7	1.27
Eastern Illinois	29	443	15.3	370	12.8	1.20
Morehead State	30	482	16.1	404	13.5	1.19
Murray State	33	458	13.9	403	12.2	1.14
Southeast Missouri	33	454	13.8	410	12.4	1.11
UT Martin	35	555	15.9	528	15.1	1.05
Jacksonville State	35	493	14.1	477	13.6	1.03
Tennessee Tech	32	445	13.9	434	13.6	1.03
Eastern Kentucky	31	427	13.8	432	13.9	0.99
Austin Peay	30	324	10.8	373	12.4	0.87
Tennessee State	30	339	11.3	452	15.1	0.75
SIUE	30	305	10.2	436	14.5	0.70

Austin Peay	30	227	7.57
Tennessee Tech	32	241	7.53
Jacksonville State	35	258	7.37
Morehead State	30	219	7.30
Tennessee State	30	170	5.67
SIUE	30	142	4.73

Defensive Reb. Pct.	G	D-REB	O-REB	Pct
Belmont	30	804	263	0.754
Morehead State	30	732	277	0.725
Tennessee State	30	752	287	0.724
SIUE	30	720	283	0.718
Jacksonville State	35	889	354	0.715
Murray State	33	844	345	0.710
Tennessee Tech	32	805	339	0.704
Southeast Missouri	33	735	311	0.703
Eastern Illinois	29	734	330	0.690
UT Martin	35	859	405	0.680
Eastern Kentucky	31	733	349	0.677
Austin Peay	30	668	364	0.647

Offensive Reb. Pct.	G	O-REB	D-REB	Pct
UT Martin	35	453	749	0.377
Morehead State	30	396	705	0.360
Tennessee State	30	366	692	0.346
Murray State	33	399	855	0.318
Jacksonville State	35	355	762	0.318
SIUE	30	353	768	0.315
Eastern Illinois	29	347	796	0.304
Tennessee Tech	32	356	837	0.298
Belmont	30	254	709	0.264
Eastern Kentucky	31	286	806	0.262
Southeast Missouri	33	289	851	0.254
Austin Peay	30	245	758	0.244

Southeast Missouri State REDHAWKS

2016-17 STATISTICS

Scoring	G	FG	3FG	FT	Points	Avg/G
Jonathan Stark, MUR	33	249	108	117	723	21.9
Josh Robinson, APSU	29	187	71	145	590	20.3
Evan Bradds, BEL	29	233	4	111	581	20.0
Jacolby Mobley, UTM	29	182	95	107	566	19.5
Nick Mayo, EKU	31	203	32	137	575	18.5
John Murry, APSU	30	165	41	140	511	17.0
Antonius Cleveland, SEMO	33	208	28	105	549	16.6
Xavier Moon, MOR	30	164	71	82	481	16.0
Terrell Miller, MUR	33	184	67	94	529	16.0
Asante Gist, EKU	31	158	64	114	494	15.9
Aleksa Jugovic, TTU	32	148	82	108	486	15.2
Denzel Mahoney, SEMO	33	152	57	132	493	14.9
Demetrius McReynolds, EIU	29	151	57	68	427	14.7
Wayne Martin, TSU	30	172	8	81	433	14.4
Montell Goodwin, EIU	29	143	68	61	415	14.3
Tahjere McCall, TSU	27	127	9	123	386	14.3
Kenny Jones, APSU	30	168	2	90	428	14.3
Matthew Butler, UTM	35	172	82	54	480	13.7
Burak Eslik, SIUE	30	107	41	146	401	13.4
Javier Martinez, UTM	31	167	0	60	394	12.7
Malcolm Drumwright, JSU	35	155	63	66	439	12.5
Jalen Henry, SIUE	30	128	16	103	375	12.5
Kedar Edwards, UTM	32	149	28	63	389	12.2
DeJuan Marrero, MOR	29	145	0	62	352	12.1
Bryce Jones, MUR	33	110	54	123	397	12.0
Kajon Mack, TTU	32	127	36	88	378	11.8
Hakeem Rogers, TTU	32	121	66	69	377	11.8
Trey Kellum, SEMO	28	114	0	95	323	11.5
Taylor Barnette, BEL	30	102	63	73	340	11.3
Greg Tucker, JSU	35	115	69	97	396	11.3

Rebounding	G	Off	Def	Total	Avg/G
Muusa Dama, EIU	28	79	190	269	9.6
Wayne Martin, TSU	30	88	187	275	9.2
Javier Martinez, UTM	31	109	157	266	8.6
DeJuan Marrero, MOR	29	88	158	246	8.5
Evan Bradds, BEL	29	56	189	245	8.4
Terrell Miller, MUR	33	78	191	269	8.2
Norbertas Giga, JSU	33	57	210	267	8.1
Christian Cunningham, JSU	34	100	175	275	8.1
Kenny Jones, APSU	30	69	162	231	7.7
Keenan Simmons, SIUE	30	85	130	215	7.2
Zach Charles, EKU	31	67	136	203	6.5
Jordan Reed, TSU	30	80	116	196	6.5
Nick Mayo, EKU	31	45	156	201	6.5
Trey Kellum, SEMO	28	80	98	178	6.4
Dylan Windler, BEL	30	48	142	190	6.3
Kedar Edwards, UTM	32	76	125	201	6.3
Ray Crossland, EIU	29	59	118	177	6.1
Jalen Henry, SIUE	30	51	116	167	5.6
Amanze Egekeze, BEL	30	41	124	165	5.5
Lamontray Harris, MOR	30	46	110	156	5.2

Field Goal Percentage	G	FG	FGA	Pct
Treshaad Williams, MOR	30	96	133	.722
Javier Martinez, UTM	31	167	249	.671
Evan Bradds, BEL	29	233	374	.623
Christian Cunningham, JSU	34	117	191	.613
Kenny Jones, APSU	30	168	283	.594
Wayne Martin, TSU	30	172	297	.579
Antonius Cleveland, SEMO	33	208	383	.543
Dylan Windler, BEL	30	97	182	.533
Trey Kellum, SEMO	28	114	214	.533
Erik Durham, JSU	35	130	250	.520
Norbertas Giga, JSU	33	142	279	.509
Mason Ramsey, TTU	32	118	233	.506
Nick Mayo, EKU	31	203	403	.504
Muusa Dama, EIU	28	97	193	.503
Amanza Egekeze, BEL	30	112	230	.487

Free Throw Percentage	G	FT	FTA	Pct
Aleksa Jugovic, TTU	32	108	119	.908
Taylor Barnette, BEL	30	73	81	.901
Bryce Jones, MUR	33	123	138	.891
Xavier Moon, MOR	30	82	92	.891
Jonathan Stark, MUR	33	117	141	.830
Burak Eslik, SIUE	30	146	177	.825
Josh Robinson, APSU	29	145	176	.824
Demetrius McReynolds, EIU	29	68	83	.819
Greg Tucker, JSU	35	97	119	.815
Denzel Mahoney, SEMO	33	132	162	.815
John Murry, APSU	30	140	173	.809
Jacolby Mobley, UTM	29	107	137	.781
Terrell Miller, MUR	33	94	121	.777
Nick Mayo, EKU	31	137	177	.774
Evan Bradds, BEL	29	111	148	.750

3-Point FG Percentage	G	3FG	3FGA	Pct
Jordan Walker, MOR	30	38	77	.494
Erik Durham, JSU	35	75	155	.484
Jonathan Stark, MUR	33	108	254	.425
Tahj Eaddy, SEMO	30	39	92	.424
Nick Smith, BEL	30	69	163	.423
Jamaal Calvin, SEMO	31	54	131	.412
Xavier Moon, MOR	30	71	173	.410
Dylan Windler, BEL	30	37	93	.398
Terrell Miller, MUR	33	67	169	.396
Delano Spencer, TSU	29	58	147	.395
Montell Goodwin, EIU	29	68	174	.391
Casey Teson, EIU	29	41	105	.390
Nick Mayo, EKU	31	32	82	.390
Terrell Lewis, EIU	29	72	186	.387
Amanze Egekeze, BEL	30	56	146	.384

Southeast Missouri State REDHAWKS

2016-17 STATISTICS

Assists				Blocked Shots				Defensive Rebounds			
	G	Assists	Avg/G		G	Blocks	Avg/G		G	Rebounds	Avg/G
Ausin Luke, BEL	30	214	7.13	Muusa Dama, EIU	28	61	2.18	Muusa Dama, EIU	28	190	6.79
Jonathan Stark, MUR	33	172	5.21	Christian Cunningham, JSU	34	59	1.74	Evan Bradds, BEL	29	189	6.52
Tahjere McCall, TSU	27	139	5.15	Nick Mayo, EKU	31	42	1.35	Norbertas Giga, JSU	33	210	6.36
Terrell Lewis, EIU	29	136	4.69	Zach Charles, EKU	31	41	1.32	Wayne Martin, TSU	30	187	6.23
Xavier Moon, MOR	30	139	4.63	Keenan Simmons, SIUE	30	39	1.30	Terrell Miller, MUR	33	191	5.79
Kedar Edwards, UTM	32	137	4.28	Micaiah Henry, TTU	32	39	1.22	DeJuan Marrero, MOR	29	158	5.45
Miguel Dient, MOR	30	122	4.07	Chandler Rowe, UTM	35	38	1.09	Kenny Jones, APSU	30	162	5.40
Malcolm Drumwright, JSU	35	135	3.86	Norbertas Giga, JSU	33	33	1.00	Christian Cunningham, JSU	34	175	5.15
Asante Gist, EKU	31	118	3.81	Kenny Jones, APSU	30	30	1.00	Javier Martinez, UTM	31	157	5.06
Matthew Butler, UTM	35	129	3.69	Dylan Windler, BEL	30	29	0.97	Nick Mayo, EKU	31	156	5.03
Josh Robinson, APSU	29	101	3.48	Wayne Martin, TSU	30	28	0.93	Dylan Windler, BEL	30	142	4.73
Bryce Jones, MUR	33	114	3.45	Antonius Cleveland, SEMO	33	30	0.91	Zach Charles, EKU	31	136	4.39
Christian Ellis, SIUE	30	96	3.20	Jalen Henry, SIUE	30	24	0.80	Keenan Simmons, SIUE	30	130	4.33
Montell Goodwin, EIU	29	91	3.14	Amanze Egekeze, BEL	30	23	0.77	Antonius Cleveland, SEMO	33	141	4.27
Nick Mayo, EKU	31	88	2.84	Malik London, UTM	33	25	0.76	Amanze Egekeze, BEL	30	124	4.13
				Jalen Dupree, MUR	33	25	0.76				
Steals				Offensive Rebounds				Minutes Played			
	G	Steals	Avg/G		G	Rebounds	Avg/G		G	Minutes	Avg/G
Tahjere McCall, TSU	27	76	2.81	Javier Martinez, UTM	31	109	3.52	Josh Robinson, APSU	29	1063	36.66
Kedar Edwards, UTM	32	52	1.63	DeJuan Marrero, MOR	29	88	3.03	Jonathan Stark, MUR	33	1207	36.58
Ray Crossland, EIU	29	44	1.52	Christian Cunningham, JSU	34	100	2.94	Matthew Butler, UTM	35	1253	35.80
Antonius Cleveland, SEMO	33	47	1.42	Wayne Martin, TSU	30	88	2.93	Jacoby Mobley, UTM	29	1025	35.34
Jamaal Calvin, SEMO	31	44	1.42	Trey Kellum, SEMO	28	80	2.86	Nick Mayo, EKU	31	1091	35.19
Isaac McGlone, EKU	28	38	1.36	Keenan Simmons, SIUE	30	85	2.83	Aleksa Jugovic, TTU	32	1122	35.06
Kajon Mack, TTU	32	43	1.34	Muusa Dama, EIU	28	79	2.82	Xavier Moon, MOR	30	1051	35.03
Jonathan Stark, MUR	33	43	1.30	Jordan Reed, TSU	30	80	2.67	Erik Durham, JSU	35	1172	33.49
Chandler Rowe, UTM	35	45	1.29	Treshaad Williams, MOR	30	75	2.50	Taylor Barnette, BEL	30	995	33.17
Bryce Jones, MUR	33	42	1.27	Kedar Edwards, UTM	32	76	2.38	Malcolm Drumwright, JSU	35	1160	33.14
Jared Savage, APSU	29	36	1.24	Terrell Miller, MUR	33	78	2.36	Antonius Cleveland, SEMO	33	1086	32.91
Montell Goodwin, EIU	29	34	1.17	Kenny Jones, APSU	30	69	2.30	Isaac McGlone, EKU	28	919	32.82
Terrell Lewis, EIU	29	34	1.17	Chandler Rowe, UTM	35	76	2.17	Burak Eslik, SIUE	30	981	32.70
Xavier Moon, MOR	30	35	1.17	Zach Charles, EKU	31	67	2.16	Tahjere McCall, TSU	27	868	32.15
Austin Luke, BEL	30	35	1.17	Ray Crossland, EIU	29	59	2.03	Kenny Jones, APSU	30	957	31.90
								Wayne Martin, TSU	30	957	31.90
3-Point FG Made				Assist/Turnover Ratio							
	G	3FG	Avg/G		G	Assist	Avg.		Turnover	Avg.	Ratio
Jacoby Mobley, UTM	29	95	3.28	Terrell Lewis, EIU	29	136	4.7		50	1.7	2.72
Jonathan Stark, MUR	33	108	3.27	Xavier Moon, MOR	30	139	4.6		59	2.0	2.36
Aleksa Jugovic, TTU	32	82	2.56	Austin Luke, BEL	30	214	7.1		92	3.1	2.33
Terrell Lewis, EIU	29	72	2.48	Bryce Jones, MUR	33	114	3.5		54	1.6	2.11
Josh Robinson, APSU	29	71	2.45	Miguel Dient, MOR	30	122	4.1		60	2.0	2.03
Xavier Moon, MOR	30	71	2.37	Jonathan Stark, MUR	33	172	5.2		95	2.9	1.81
Montell Goodwin, EIU	29	68	2.34	Malcolm Drumwright, JSU	35	135	3.9		86	2.5	1.57
Matthew Butler, UTM	35	82	2.34	Montell Goodwin, EIU	29	91	3.1		64	2.2	1.42
Nick Smith, BEL	30	69	2.30	Tahjere McCall, TSU	27	139	5.1		99	3.7	1.40
Erik Durham, JSU	35	75	2.14	Josh Robinson, APSU	29	101	3.5		74	2.6	1.36
Taylor Barnette, BEL	30	63	2.10	Kedar Edwards, UTM	32	137	4.3		111	3.5	1.23
Asante Gist, EKU	31	64	2.06	Matthew Butler, UTM	35	129	3.7		110	3.1	1.17
Hakeem Rogers, TTU	32	66	2.06	Asante Gist, EKU	31	118	3.8		105	3.4	1.12
Terrell Miller, MUR	33	67	2.03	Christian Ellis, SIUE	30	96	3.2		87	2.9	1.10
Dillon Avare, EKU	31	62	2.00								
Delano Spencer, TSU	29	58	2.00								

Southeast Missouri State REDHAWKS

2017-18 SCHEDULE

Wednesday, November 1

Missouri S&T at Southeast Missouri, 6:30 p.m. (exhibition)

Thursday, November 2

Delta State at Jacksonville State, 7 p.m. (exhibition)

McKendree at Murray State, 7 p.m. (exhibition)

Friday, November 3

Georgetown College at Eastern Ky., 6 p.m. (exhibition)

Saturday, November 4

Sewanee at Austin Peay, 7 p.m. (exhibition)

Sunday, November 5

Brescia at SIUE, 7 p.m. (exhibition)

Monday, November 6

Cincinnati Christian at Morehead State, 6 p.m. (exhibition)

Southern Indiana at Eastern Illinois, 7:30 p.m. (exhibition)

Friday, November 10

Morehead State at Xavier, 6 p.m. (FSN)

Missouri Baptist at Southeast Missouri, 6:30 p.m.

Eastern Kentucky at Rice, 7 p.m.

Tennessee Wesleyan at Jacksonville State, 7 p.m.

Brescia at Murray State, 7 p.m.

SIUE at Purdue, 7 p.m. (BTN Plus)

UT Martin at Marshall, 7 p.m.

Midway University at Tennessee Tech, 7:30 p.m.

Tennessee State at Kansas, 8 p.m. (ESPNU)

Austin Peay at Vanderbilt, 8:30 p.m. (SEC Network Plus)

Belmont at Washington, 9 p.m. (Pac 12 Networks)

Saturday, November 11

Eastern Illinois at Nebraska, TBA (BTN Plus)

Sunday, November 12

Morehead State at Lipscomb, 4 p.m. (ESPN3)

UT Martin at Illinois, 5 p.m. (ESPNU)

Monday, November 13

Jacksonville State at Richmond, 11 a.m.

Eastern Kentucky at Ole Miss, 5:30 p.m. (SEC Network Plus)

Austin Peay at Virginia, 6 p.m. (ACC Network)

Southeast Missouri at Louisiana Tech, 6:30 p.m.

North Tennessee at Murray State, 7 p.m.

Reinhardt at Tennessee State, 7 p.m.

Tennessee Tech at TCU, 8 p.m. (FOX Sports Southwest)

Vanderbilt at Belmont, TBA

Wednesday, November 15

Jacksonville State at Buffalo, 6 p.m.

Eastern Illinois at Western Illinois, 7 p.m.

North Carolina Central at UT Martin, 7 p.m.

Valparaiso at SIUE, 7 p.m.

Thursday, November 16

Marshall at Morehead State, 6 p.m.

Boyce College at Tennessee Tech, 6 p.m.

Kentucky State at Eastern Kentucky, 6 p.m.

Southeast Missouri at Evansville, 7 p.m. (ESPN3)

Oakland City at Austin Peay, 7 p.m.

Belmont at Middle Tennessee, TBA

Friday, November 17

IUPUI at Eastern Illinois, 7:30 p.m.

Saturday, November 18

SIUE at Stetson, Noon (ESPN3)

Middle Tennessee at Tennessee State, 3 p.m.

Murray State at Wright State, 6 p.m.

UT Martin at Akron, 6 p.m.

Kennesaw State at Tennessee Tech, 6 p.m.

Houston Baptist at Belmont, TBA

Sunday, November 19

UNC Asheville at Austin Peay, 2 p.m.

Seattle/Detroit at Belmont, TBA

Monday, November 20

Eastern Kentucky vs. Prairie View A&M, 1 p.m. (Las Vegas)

Jacksonville State vs. Savannah State, 4 p.m.
(Chattanooga)

Eastern Illinois at San Diego State, TBA

Tuesday, November 21

Southeast Missouri vs. Cal State Northridge, 2 p.m. (Cancun)

Morehead State at IUPUI, 6 p.m. (ESPN3)

Canisius at Tennessee State, 7 p.m.

Tennessee Tech at New Mexico, 8 p.m.

Jacksonville State vs. Chattanooga/Alabama St., TBA
(Chattanooga)

Wednesday, November 22

SE Missouri vs. Binghamton/Montana St., 11:30 a.m./2 p.m. (Cancun)

Belmont at Providence, 6 p.m. (FS1)

Western Illinois at SIUE, 7 p.m.

Eastern Kentucky vs. E. Washington/Georgia St., TBA
(Las Vegas)

Bethel (Tenn.) at Austin Peay, TBA

UT Martin at Southern, TBA

Friday, November 24

Tennessee Tech vs. Omaha, 12:30 p.m. (Niceville, Fla.)

Fontbonne University at Eastern Illinois, 7:30 p.m.

Saturday, November 25

SIUE at Creighton, 3:30 p.m. (FS2)

Asbury at Eastern Kentucky, 4 p.m.

Tennessee State at Kennesaw State, 6 p.m. (ESPN3)

Southern Illinois at Murray State, 7 p.m.

Tennessee Tech vs. Jackson State/UMES, TBA
(Destin, Fla.)

Morehead State at Virginia Tech, TBA (ACC Network Extra)

Sunday, November 26

North Carolina Central at Southeast Missouri, 2 p.m.

Miami (Ohio) at Austin Peay, 2 p.m.

UMKC at UT Martin, 4 p.m.

Jacksonville State at Mississippi State, 4 p.m.
(SEC Network Plus)

Monday, November 27

Eastern Illinois at Marquette, 7 p.m. (FS1)

Morehead State at Central Arkansas, 7 p.m.

Lipscomb at Belmont, TBA

Tuesday, November 28

Hannibal-LaGrange at Southeast Missouri, 6:30 p.m.

Harris-Stowe at Murray State, 7 p.m.

Fisk at Tennessee State, 7 p.m.

Wednesday, November 29

Lipscomb at Tennessee Tech, 6 p.m.

Austin Peay at Oklahoma State, 7 p.m. (FOX Sports Plus)

SIUE at Southern Illinois, 7 p.m. (ESPN3)

UT Martin at LSU, 7 p.m.

Belmont at TCU, 8 p.m. (FOX Sports Southwest)

Eastern Kentucky at Western Kentucky, TBA

Thursday, November 30

Alice Lloyd at Morehead State, 5 p.m.

Alabama State at Jacksonville State, 7 p.m.

Friday, December 1

Eastern Illinois at Bradley, 7 p.m.

Saturday, December 2

Alabama A&M at Austin Peay, 3:30 p.m.

Tennessee Tech at Furman, 4 p.m. (ESPN3)

UT Martin at Chattanooga, 4 p.m.

Jacksonville at Eastern Kentucky, 5 p.m.

Southeast Missouri at North Carolina Central, 6 p.m.

Morehead State at Northern Kentucky, 6 p.m.

Florida A&M at Murray State, 7 p.m.

Lipscomb at Tennessee State, 7 p.m.

Green Bay at Belmont, TBA

Sunday, December 3

SIUE at Fort Wayne, 1 p.m.

Samford at Jacksonville State, 2 p.m.

Monday, December 4

Belmont at Lipscomb, 7:15 p.m. (ESPN3)

2017-18 SCHEDULE

Southeast Missouri State REDHAWKS

Tuesday, December 5

UT Martin at Arkansas State, 7:30 p.m.
Eastern Kentucky at Oregon State, 9 p.m.
(Pac-12 Networks)

Wednesday, December 6

SIUE at IUPUI, 6 p.m. (ESPN3)
UMKC at Southeast Missouri, 6:30 p.m.
Austin Peay at Illinois, 7 p.m. (Big Ten Network)
Eastern Illinois at Green Bay, 7 p.m.
Tennessee Tech at Dayton, TBA

Friday, December 8

Louisiana-Monroe at Jacksonville State, 7 p.m.

Saturday, December 9

Tennessee Tech at Central Michigan, Noon
Murray State at Illinois State, 3 p.m.

Southeast Missouri at Southern Illinois, 7 p.m. (ESPN3)

Sunday, December 10

Cincinnati Clermont at UT Martin, 2 p.m.
South Alabama at SIUE, 2 p.m.
Eastern Kentucky at Northern Kentucky, 5 p.m.

Tuesday, December 12

Kentucky Christian at Morehead State, 10 a.m.
Jacksonville State at Oregon State, 9 p.m.
(Pac-12 Networks)
Murray State at Saint Louis, TBA
Tennessee State at Alabama State, TBA

Wednesday, December 13

Milwaukee at Belmont, TBA

Friday, December 15

Tennessee State at North Carolina A&T, 6 p.m.
Eastern Kentucky at Charleston Southern, 6:30 p.m.

Saturday, December 16

Austin Peay at Evansville, 3 p.m.
USC Upstate at Jacksonville State, 3 p.m.
Eastern Illinois at South Alabama, 3:05 p.m.
Southeast Missouri at Kansas State, 7 p.m.
Marist at Murray State, 7 p.m.
UT Martin at Mississippi State, 7 p.m. (SEC Network Plus)
Pepperdine at Belmont, TBA

Sunday, December 17

Central Arkansas at Morehead State, 1 p.m.
Chattanooga at Tennessee Tech, 2 p.m.

Monday, December 18

Howard at Jacksonville State, 7 p.m.
Norfolk State at Eastern Kentucky, 7 p.m.
Tennessee State at Texas, 8 p.m. (ESPN2)

Tuesday, December 19

Auburn at Murray State, 7 p.m.
Chicago State at SIUE, 7 p.m.
Troy at Austin Peay, 7 p.m.
Western Illinois at Eastern Illinois, 7:30 p.m..
Morehead State at Butler, 7:30 p.m. (FS1)
Belmont at Western Kentucky, TBA

Wednesday, December 20

Bradley at Southeast Missouri, 1 p.m.
Blue Mountain College at UT Martin, 7 p.m.

Thursday, December 21

Chattanooga at Jacksonville State, Noon.
Saint Francis (Ill.) at Eastern Illinois, 1:30 p.m.
Tennessee State at Purdue, 5 p.m. (Big Ten Network)
Tennessee Tech at Indiana, 7 p.m. (Big Ten Network)

Friday, December 22

SIUE at Central Michigan, 6 p.m.
Eastern Kentucky at Marshall, 6 p.m.
Murray State at Detroit Mercy, 7 p.m.
Arkansas-Pine Bluff at UT Martin, 7 p.m.
Western Kentucky at Austin Peay, 7 p.m.

Southeast Missouri at Saint Louis, TBA

Thursday, December 28

*Tennessee State at UT Martin, 6 p.m.
(CBS Sports Network)
*SIUE at Austin Peay, 7 p.m.
*Eastern Illinois at Murray State, 7 p.m.
*Eastern Kentucky at Jacksonville State, 7:30 p.m.
***Belmont at Southeast Missouri, 7:30 p.m.**
*Morehead State at Tennessee Tech, 7:30 p.m.

Saturday, December 30

*Morehead State at Jacksonville State, 4:30 p.m.
*Eastern Kentucky at Tennessee Tech, 6 p.m.
(CBS Sports Net.)
*Belmont at UT Martin, 6 p.m.
*SIUE at Murray State, 7 p.m.
*Eastern Illinois at Austin Peay, 7 p.m.

Sunday, December 31

*Tennessee State at Southeast Missouri, 1 p.m.

Thursday, January 4

*Eastern Illinois at Morehead State, 5 p.m.
*UT Martin at Austin Peay, 6 p.m. (CBS Sports Network)
***Southeast Missouri at Murray State, 7 p.m.**
*SIUE at Eastern Kentucky, 7 p.m.
*Jacksonville State at Tennessee State, 7:30 p.m.
*Tennessee Tech at Belmont, TBA

Saturday, January 6

*Eastern Illinois at Eastern Kentucky, 3 p.m.
*SIUE at Morehead State, 3:15 p.m.

*Tennessee Tech at Tennessee State, 4 p.m.

*UT Martin at Murray State, 7 p.m.

*Southeast Missouri at Austin Peay, 7 p.m.

*Jacksonville State at Belmont, TBA

Thursday, January 11

*Tennessee State at Eastern Illinois, 6 p.m.
(CBS Sports Network)
*Belmont at SIUE, 7 p.m.

*Morehead State at Southeast Missouri, 7:30 p.m.

*Murray State at Jacksonville State, 7:30 p.m.
*Eastern Kentucky at UT Martin, 7:30 p.m.
*Austin Peay at Tennessee Tech, 7:30 p.m.

Saturday, January 13

*Belmont at Eastern Illinois, 3:15 p.m.
***Eastern Kentucky at Southeast Missouri, 4:15 p.m.**
*Austin Peay at Jacksonville State, 4:30 p.m.
*Morehead State at UT Martin, 6 p.m.
*Tennessee State at SIUE, 7 p.m.
*Murray State at Tennessee Tech, 7:30 p.m.

Thursday, January 18

*Jacksonville State at Morehead State, 6 p.m.
(CBS Sports Net.)
*Murray State at Belmont, 6 p.m. (ESPNU)
***Southeast Missouri at SIUE, 7 p.m.**
*Tennessee Tech at Eastern Kentucky, 7 p.m.
*UT Martin at Eastern Illinois, 7:30 p.m.
*Austin Peay at Tennessee State, 7:30 p.m.

Saturday, January 20

*UT Martin at SIUE, 1 p.m.
*Tennessee Tech at Morehead State, 3:15 p.m.
***Southeast Missouri at Eastern Illinois, 3:15 p.m.**
*Jacksonville State at Eastern Kentucky, 6 p.m.
*Murray State at Tennessee State, 7:30 p.m.
*Austin Peay at Belmont, TBA

Thursday, January 25

*Morehead State at Murray State, 6 p.m. (ESPNU)
*Eastern Illinois at Belmont, 7 p.m.
*UT Martin at Jacksonville State, 7:30 p.m.
*SIUE at Tennessee State, 7:30 p.m.
***Southeast Missouri at Tennessee Tech, 7:30 p.m.**
*Eastern Kentucky at Austin Peay, 7:30 p.m.

Saturday, January 27

*Eastern Kentucky at Murray State, 7 p.m.
***Southeast Missouri at Jacksonville State, 7 p.m.**
*Morehead State at Austin Peay, 7 p.m.
*Eastern Illinois at Tennessee State, 7:30 p.m.
*UT Martin at Tennessee Tech, 7:30 p.m.
*SIUE at Belmont, TBA

Southeast Missouri State REDHAWKS

2017-18 SCHEDULE

Thursday, February 1

- *Tennessee State at Morehead State, 6:30 p.m.
- *Murray State at Southeast Missouri, 6:30 p.m.**
- *Belmont at Eastern Kentucky, 7 p.m.
- *Tennessee Tech at SIUE, 7 p.m.
- *Jacksonville State at Eastern Illinois, 7:30 p.m.
- *Austin Peay at UT Martin, 7:30 p.m.

Saturday, February 3

- *Jacksonville State at SIUE, 1 p.m.
- *Belmont at Morehead State, 3 p.m.
- *Tennessee Tech at Eastern Illinois, 3:15 p.m.
- *Austin Peay at Southeast Missouri, 4:15 p.m.**
- *Tennessee State at Eastern Kentucky, 6 p.m.
- *Murray State at UT Martin, 6 p.m.

Thursday, February 8

- *Austin Peay at Murray State, 6 p.m. (CBS Sports Network)
- *Southeast Missouri at Morehead State, 6:30 p.m.**
- *Eastern Illinois at SIUE, 7 p.m.
- *UT Martin at Eastern Kentucky, 7 p.m.
- *Belmont at Tennessee State, 7:30 p.m.
- *Tennessee Tech at Jacksonville State, 8 p.m. (ESPNU)

Saturday, February 10

- *Murray State at SIUE, 1 p.m.
- *Austin Peay at Eastern Illinois, 3:15 p.m.
- *Southeast Missouri at UT Martin, 6 p.m.**
- *Morehead State at Eastern Kentucky, 6 p.m.
- *Tennessee State at Jacksonville State, 7 p.m.
- *Belmont at Tennessee Tech, 7:30 p.m.

Thursday, February 15

- *Eastern Illinois at Southeast Missouri, 6:30 p.m.**
- *Jacksonville State at Murray State, 7 p.m.
- *SIUE at UT Martin, 7 p.m.
- *Morehead State at Tennessee State, 7:30 p.m.
- *Tennessee Tech at Austin Peay, 7:30 p.m.
- *Eastern Kentucky at Belmont, TBA

Saturday, February 17

- *SIUE at Southeast Missouri, 4:15 p.m.**
- *Eastern Illinois at UT Martin, 6:30 p.m.
- *Tennessee Tech at Murray State, 7 p.m.
- *Morehead State at Belmont, 7 p.m. (CBS Sports Network)
- *Jacksonville State at Austin Peay, 7 p.m.
- *Eastern Kentucky at Tennessee State, 7:30 p.m.

Thursday, February 22

- *UT Martin at, 7:30 p.m.
- *Tennessee State at Tennessee Tech, 7:30 p.m.
- *Belmont at Jacksonville State, 8 p.m. (ESPNU)
- *Southeast Missouri at Eastern Kentucky, TBA**

Saturday, February 24

- *Eastern Kentucky at Morehead State, 1 p.m.
- *SIUE at Eastern Illinois, 3:15 p.m.
- *UT Martin at Southeast Missouri, 4:15 p.m.**
- *Murray State at Austin Peay, 7 p.m.
- *Jacksonville State at Tennessee Tech, 7:30 p.m.
- *Tennessee State at Belmont, TBA

Wednesday, February 28

- OVC Tournament First Round, 6:30/8:30 p.m.
(OVC Digital Network)
(Ford Center – Evansville, Ind.)

Thursday, March 1

- OVC Tournament Quarterfinals, 6:30/8:30 pm
(OVC Digital Network)
(Ford Center – Evansville, Ind.)

Friday, March 2

- OVC Tournament Semifinals, 7/9 p.m. (ESPNU)
(Ford Center – Evansville, Ind.)

Saturday, March 3

- OVC Tournament Championship, 7 p.m. (ESPN2)
(Ford Center – Evansville, Ind.)

* - Denotes OVC contest

All Times CENTRAL; dates and times subject to change



 **YOUR
REDHAWKS**

**RECORDS
& HISTORY**

Southeast Missouri State REDHAWKS

HONORS & AWARDS

All-Americans

Bill Giessing (1962, 1963)

Bill Giessing won third-team Little All-America honors in 1962 when he scored 660 points. In 1963, he was named second-team All-America by the Associated Press and third-team All-America by United Press International. Giessing was an inaugural inductee into the Southeast Athletics Hall of Fame.

Jack Klosterman (1943)

Jack Klosterman won NAIA All-America honors in 1943 after the Indians won the NAIA National Tournament. Klosterman, who served as the athletic director at Effingham High School (Ill.) for 27 years, died on October 17, 1991 at the age of 68.

Otto Porter (1981)

Otto Porter won second-team All-America honors from the National Association of Basketball Coaches in 1981 following a stellar two-year career. Porter averaged 25.1 points and 8.9 rebounds per game during his senior season. He finished with a career average of 25.8 points per game, the best-ever in the MIAA. He was inducted into the Southeast Hall of Fame in 2004.

Ray Pugh (1988, 1989)

Ray Pugh was named third-team All-America by the United States Basketball Coaches Association and the Basketball News after the 1988-89 season. The Indians ranked second in the nation that year. Pugh averaged 17.8 points and 5.2 rebounds per game. As a junior, Pugh was named second-team All-America by the Basketball News after leading the Indians to a 28-4 record in 1987-88. He was also selected as the MIAA's Most Valuable Player.

Carl Ritter (1961, 1963)

Carl Ritter, Southeast's all-time career scoring leader, earned both second-team National Association of Basketball Coaches (1963) and Associated Press (1961) All-America honors. He is a member of the Missouri Basketball Hall of Fame and was part of Southeast's inaugural Hall of Fame class. Ritter's jersey number 32 is the only retired number in Southeast Missouri State men's basketball history.

Jack Russell (1943)

Jack Russell won NAIA All-America honors in 1943 along with teammate Jack Klosterman. The Indians won the NAIA National Title that year. Russell, who retired after a long teaching career at Cape Central, died on November 20, 2003.

Dwayne Rutherford (1990)

Dwayne Rutherford was a third-team All-America by the Basketball Gazette after leading the Indians to a 26-5 record and a spot in the Elite Eight. Rutherford is Southeast's all-time leader in assists.

NCAA Statistical Champions

Field Goal Percentage

Leon Powell, F, 2010-11.....63.0

OVC Coach of the Year

Gary Garner.....1998-99

OVC Player of the Year

Bud Eley, C.....1998-99

OVC Male Athlete of the Year

Bud Eley, C.....1998-99

OVC Freshman of the Year

Derek Winans, G.....2001-02

Denzel Mahoney, G.....2016-17

OVC Newcomer of the Year

Bud Eley, C.....1995-96

* - *The OVC Newcomer of the Year*

Award was discontinued after the 2004 season.

OVC First-Team Selections

Devon Lake, G.....1992-93

Bud Eley, C.....1996-97

Bud Eley, C.....1998-99

Dainmon Gonner, F.....2004-05

Reggie Golson, F.....2004-05

Tyler Stone, F.....2013-14

Antonius Cleveland, G.....2016-17

OVC Second-Team Selections

Curtis Shelton, G.....1993-94

Bud Eley, C.....1995-96

Cory Johnson, G.....1997-98

Roderick Johnson, F.....1999-00

Michael Stokes, G.....2000-01

Roy Booker, G.....2005-06

Leon Powell, F.....2010-11

Tyler Stone, F.....2011-12

Tyler Stone, F.....2012-13

Jarekious Bradley, G/F.....2013-14

Jarekious Bradley, G/F.....2014-15

Denzel Mahoney, G.....2016-17

OVC Third-Team Selections

Mike Branson, F.....1999-00

Michael Stokes, G.....1999-00

Derek Winans, G.....2001-02

Derek Winans, G.....2002-03

OVC All-Newcomer Team

Selections

Luther Bonds, F.....1992-93

Jermall Morgan, C.....1993-94

Jerome Days, C.....1994-95

Bud Eley, C.....1995-96

Calvert White, F.....1996-97

Cory Johnson, G.....1997-98

Roderick Johnson, F.....1998-99

Roy Booker, G.....2005-06

Brandon Foust, F.....2006-07

Leon Powell, F.....2010-11

Tyler Stone, F.....2011-12

Jarekious Bradley, G/F.....2013-14

Denzel Mahoney, G.....2016-17

NABC Honors Court

Zach House, C, 2010-11

Nick Niemczyk, G, 2010-11

Nick Niemczyk, G, 2011-12

OVC All-Freshman Team Selections

Jerry Freshwater, G.....1991-92

OVC All-Tournament MVP

Roderick Johnson, F.....2000

OVC All-Tournament Team

Selections

Mike Branson, F.....1999

Bud Eley, C.....1999

Mike Branson, F.....2000

Roderick Johnson, F.....2000

Denzel Mahoney, G.....2017

CoSIDA First-Team Academic

All-Americans

Derek Winans, G.....2005

CoSIDA Second-Team Academic

All-Americans

Derek Winans, G.....2004

NABC All-District First-Team

Tyler Stone, F.....2011-12

Jarekious Bradley, G/F.....2013-14

NABC All-District Second-Team

Leon Powell, F.....2011-12

Marland Smith, G.....2011-12

Tyler Stone, F.....2013-14

Southeast Missouri State REDHAWKS

HONORS & AWARDS

OVC Player of the Week

Devon Lake, G.....	2/27/93
Curtis Shelton, G.....	12/5/93
Jermall Morgan, C.....	12/4/94
Bud Eley, C.....	1/15/96
Bud Eley, C.....	1/12/97
Bud Eley, C.....	12/7/98
Bud Eley, C.....	1/4/99
Bud Eley, C.....	1/11/99
Roderick Johnson, F.....	12/13/99
Michael Stokes, G.....	12/18/00
Brandon Griffin, C.....	12/15/03
Derek Winans, G.....	1/19/04
Reggie Golson, F.....	12/13/04
Dainmon Gonner, F.....	1/17/05
Reggie Golson, F.....	2/14/05
Roy Booker, G.....	11/28/05
Brandon Foust, F.....	1/7/08
Marland Smith, G.....	12/26/11
Corey Wilford, G.....	3/4/13
Jarekious Bradley, G/F.....	11/11/13
Jarekious Bradley, G/F.....	12/30/13
Tyler Stone, F.....	2/24/14
Tyler Stone, F.....	3/3/14

OVC Newcomer of the Week

Alex Beason, F.....	12/17/91
Alex Beason, F.....	12/23/91
Brandon Samuels.....	2/4/92
Luther Bonds, F.....	12/15/92
Jermall Morgan, C.....	1/30/94
Jerome Days, C.....	1/29/95
Bud Eley, C.....	12/3/95
Bud Eley, C.....	12/18/95
Bud Eley, C.....	2/4/96
Calvert White, F.....	12/2/96
Calvert White, F.....	1/19/97
Cory Johnson, G.....	11/24/97
Cory Johnson, G.....	2/1/98
Roderick Johnson, F.....	12/14/98
Michael Stokes, G.....	12/20/99
Michael Stokes, G.....	1/17/00
Michael Stokes, G.....	1/31/00
Terry Rogers, C.....	1/8/01
Derek Winans, G.....	11/26/01
Derek Winans, G.....	12/3/01
Derek Winans, G.....	1/14/02
Derek Winans, G.....	1/21/02
Brett Hale, G.....	2/4/02
Brett Hale, G.....	2/11/02
Derek Winans, G.....	2/18/02
Derek Winans, G.....	2/28/02
Brandon Griffin, C.....	12/2/02
Brandon Griffin, C.....	12/9/02

Carl Ritter became the first Southeast Missouri State University basketball player to have his number retired. His number 32 was retired during ceremonies at the Show Me Center on January 24, 1994. Ritter scored a school record 1,916 points from 1959-63.

Following an emotional ceremony, Ritter stepped behind the three-point line and made a perfect shot in front of a big Show Me Center crowd and regional television audience.

32



Brandon Griffin, C.....	1/20/03
Brandon Griffin, C.....	2/10/03
Brandon Griffin, C.....	3/3/03
Dainmon Gonner, F.....	12/8/03
Dainmon Gonner, F.....	1/5/04
Mike Nelke, G.....	1/19/04
Roy Booker, G.....	1/2/06
Roy Booker, G.....	1/9/06
Michael Rembert, C.....	12/18/06
Brandon Foust, F.....	1/15/07
Brandon Foust, F.....	1/22/07
Michael Rembert, C.....	1/29/07
Brandon Foust, F.....	2/26/07
Calvin Williams, F.....	11/26/07
Calvin Williams, F.....	12/10/07
Jaycen Herring, F.....	2/4/08
LaMont Russell, F.....	2/16/09
Cameron Butler, F.....	1/11/10
Leon Powell, F.....	11/22/10
Leon Powell, F.....	1/10/11
Leon Powell, F.....	2/7/11
Leon Powell, F.....	2/14/11
Leon Powell, F.....	2/21/11
Tyler Stone, F.....	11/14/11
Nick Niemczyk, G.....	11/28/11
Tyler Stone, F.....	12/5/11
Tyler Stone, F.....	12/12/11
Tyler Stone, F.....	12/26/11
Tyler Stone, F.....	1/9/12
Tyler Stone, F.....	2/13/12
A.J. Jones, G.....	3/4/13
Jarekious Bradley, G/F.....	11/11/13
Jarekious Bradley, G/F.....	11/25/13
Jarekious Bradley, G/F.....	12/2/13
Jarekious Bradley, G/F.....	12/9/13
Jarekious Bradley, G/F.....	12/16/13

Jarekious Bradley, G/F.....	12/30/13
Jarekious Bradley, G/F.....	2/24/14

OVC Freshman of the Week

Anthony Holt.....	1/8/95
Nathan Owen, G.....	12/22/97
Paul Paradoski, G.....	11/29/04
Roderick Pearson, G.....	1/8/07
Derek Thompson, G.....	11/23/09
Derek Thompson, G.....	12/7/09
Marland Smith, G.....	12/28/09
Marland Smith, G.....	2/22/10
Lucas Nutt, G.....	12/20/10
Antonius Cleveland, G.....	11/18/13
Antonius Cleveland, G.....	12/2/13
Antonius Cleveland, G.....	12/23/13
Antonius Cleveland, G.....	2/24/14
Antonius Cleveland, G.....	3/3/14
Marcus Wallace, G.....	2/9/15
Marcus Wallace, G.....	2/16/15
Denzel Mahoney, G.....	1/16/17
Denzel Mahoney, G.....	1/23/17
Denzel Mahoney, G.....	1/30/17
Denzel Mahoney, G.....	2/13/17
Denzel Mahoney, G.....	2/20/17



William "Bud" Eley



Dwayne Rutherford

College Sports Madness OVC

Player of the Week

Leon Powell, F.....	1/16/12
Tyler Stone, F.....	12/31/12
Corey Wilford, G.....	3/3/13
Jarekious Bradley, G/F.....	12/30/13
Jarekious Bradley, G/F.....	1/12/14



Derek Winans

Southeast Missouri State REDHAWKS

HONORS & AWARDS

College Sports Madness

Mid-Major Player of the Week

Tyler Stone, F.....12/31/12
Corey Wilford, G.....3/3/13

NetScouts OVC Player of the Week

Leon Powell, F.....1/16/12

CollegeHoopsDaily.com

OVC Player of the Month

Jarekious Bradley, G/F.....11/13
Jarekious Bradley, G/F.....1/14
Tyler Stone, F.....1/14

"Dark Horse" Dunker Champion

Antonius Cleveland, G.....2017

National Slam Dunk Contest

Participant

Antonius Cleveland, G.....2017

Portsmouth Invitational

Participants

Tyler Stone, F.....2014

Southeast Basketball Hall of Famers (Year Inducted)

Bill Giessing, 1959-63 (2002)
Carl Ritter, 1959-63 (2002)
Abe Stuber, 1932-46 (2002)
1943 Team (2002)
Herb Mulkey, 1939-42 (2003)
Tom Upton, 1944-49 (2003)
Otto Porter, 1979-81 (2004)
Don Pritchard, 1931-36 (2005)
Ray Rippelmeyer, 1953-55 (2005)
1960-61 Team (2005)
Royal Tibe, 1919-23 (2006)
Ed Kiehne, 1919-22, 1924-25 (2007)
1965-86 Team (2007)
Jack Behrens, 1940-43 (2008)
Rich Eichhorst, 1952-56 (2009)
Bud Eley, 1995-99 (2009)
1988-89 Team (2009)
Ted Henderson, 1952-54 (2010)
1999-2000 Team (2012)
Donald Metz, 1967-70 (2014)
Derek Winans, 2001-05 (2014)
Ron Shumate (2016)

OVC Medal of Honor Winners

Reggie Crisp.....1996-97
Ben Pranger.....1998-99
Matt Morris.....2000-01
Derek Winans.....2000-01
Derek Winans.....2001-02
Derek Winans.....2002-03
Derek Winans.....2004-05
Nick Niemczyk.....2011-12
Nick Niemczyk.....2012-13
Jamaal Calvin.....2013-14

OVC Commissioner's Honor Roll

Selections

Chris Chambers.....1994-95
Travis Smith.....1994-95
Reggie Crisp.....1995-96
Reggie Crisp.....1996-97
Matt Morris.....1997-98
Mike Branson.....1998-99
Matt Morris.....1998-99
Ben Pranger.....1998-99
Mike Branson.....1999-00
Matt Morris.....1999-00
Matt Morris.....2000-01
Derek Winans.....2000-01
Brett Hale.....2001-02
Derek Winans.....2001-02
John Boggio.....2002-03
Brett Hale.....2002-03
Derek Winans.....2002-03
John Boggio.....2003-04
Brett Hale.....2003-04
Derek Winans.....2003-04
Brett Hale.....2004-05
Derek Winans.....2004-05
Roderick Pearson.....2006-07
Israel Kirk.....2009-10
Derek Thompson.....2009-10
Zach House.....2010-11
Nick Niemczyk.....2010-11
Zach House.....2011-12
Nick Niemczyk.....2011-12
Lucas Nutt.....2011-12
Matt Floyd.....2012-13
Nick Niemczyk.....2012-13
Jamaal Calvin.....2013-14
Will Holifield.....2013-14
Jamaal Calvin.....2014-15
Marcus Wallace.....2014-15
Jamaal Calvin.....2015-16
Antonius Cleveland.....2015-16
Jamaal Calvin.....2016-17
Milos Vranes.....2016-17



Leon Powell led the nation in field goal percentage with a 63.0 percent clip in 2010-11. That mark stands as the second-best single-season field goal percentage in school history. Powell also led the Redhawks in scoring, rebounding and blocked shots.



Antonius Cleveland became the first-ever Southeast Missouri player to participate in the National College Basketball Slam Dunk Contest in 2017.

Southeast Missouri State REDAWKS

RECORDS

Year-by-Year Records

1926-27	1-7
1927-28	3-11
1928-29	0-15
1929-30	1-15
1930-31	3-11
1931-32	7-7
1932-33	8-9
1933-34	8-8
1934-35	6-12
1935-36	14-3
1936-37	13-3
1937-38	10-6
1938-39	11-7
1939-40	7-12
1940-41	9-11
1941-42	12-6
1942-43	19-6 (NAIA Champions)
1943-44	11-3
1944-45	13-3
1945-46	13-3
1946-47	11-8
1947-48	10-9
1948-49	7-12
1949-50	6-13
1950-51	3-16
1951-52	5-12
1952-53	13-8
1953-54	12-8
1954-55	15-6
1955-56	12-7
1956-57	5-13
1957-58	11-9
1958-59	11-9
1959-60	13-9
1960-61	25-3
1961-62	18-7
1962-63	21-4
1963-64	18-5
1964-65	15-8
1965-66	13-9
1966-67	15-6
1967-68	8-14
1968-69	7-15
1969-70	9-12
1970-71	13-10
1971-72	15-9
1972-73	11-13
1973-74	10-14
1974-75	14-12
1975-76	5-21
1976-77	8-18
1977-78	11-15
1978-79	19-9
1979-80	14-12
1980-81	11-16
1981-82	21-10
1982-83	25-6
1983-84	16-12

1984-85	24-8
1985-86	27-7
1986-87	20-11
1987-88	28-4
1988-89	27-6
1989-90	26-5
1990-91	21-7

NCAA Division I Era

1991-92	12-16
1992-93	16-11
1993-94	10-17
1994-95	13-14
1995-96	8-19
1996-97	12-18
1997-98	14-13
1998-99	20-9
1999-00	24-7
2000-01	18-12
2001-02	6-22
2002-03	11-19
2003-04	11-16
2004-05	15-14
2005-06	7-20
2006-07	11-20
2007-08	1-19*
2008-09	3-27
2009-10	7-23
2010-11	10-22
2011-12	15-16
2012-13	17-16
2013-14	18-14
2014-15	13-17
2015-16	5-24
2016-17	15-18

* - Southeast Missouri State vacated 11 wins during the 2007-08 season.

All-Time NCAA Division I Record:
312-443 (.413)

All-Time OVC Record:
175-259 (.403)

Southeast vs. Ranked Teams (0-13)

at #21 Cincinnati (12/11/92)	L, 58-83
at #6 Missouri (2/23/94)	L, 61-83
at #21 Illinois (12/8/95)	L, 70-89
vs. #6 Cincinnati (1/7/97)	L, 57-80
vs. #10 LSU* (3/16/00)	L, 61-64
at #20 Creighton (12/29/02)	L, 70-93
at #6 Illinois (12/28/05)	L, 64-89
at #25 Missouri (11/11/11)	L, 68-83
at #9 Murray State (2/2/12)	L, 73-81
vs. #14 Murray State (2/15/12)	L, 66-75
at #7 Kansas (11/9/12)	L, 55-74
at #11 Missouri (12/4/12)	L, 65-81
at #10 Indiana (12/4/16)	L, 55-83

* - NCAA Tournament

Coaching History

Coach	Years	Record	Pct.
Clyde Elder	1906-07	0-2	.000
Eugene Wells	1907-08	3-0	1.00
Ferdinal Courleux	1908-09	98-97	.502
	1915-28	-	-
	1929-30	-	-
H.F. Schulte	1909-12	12-6	.667
W.F. Cobb	1912-15	10-5	.667
Jerry Lewis	1928-29	0-15	.000
George Flamank	1930-32	13-19	.406
Emmitt Stuber	1932-35	60-42	.588
	1943-46	-	-
Charles Harris	1935-43	68-55	.567
Joe McDonald	1946-49	28-33	.459
John Adams	1949-52	14-41	.255
Ralph Pink	1952-58	70-53	.569
Charles Parsley	1958-70	175-101	.634
Bob Cradic	1970-76	76-71	.517
Carroll Williams	1976-81	57-75	.432
Ron Shumate	1981-97	306-171	.641
Gary Garner	1997-06	126-132	.488
Scott Edgar	2006-09	15-48*	.238
Zac Roman	2008-09	0-18	.000
Dickey Nutt	2009-15	80-108	.408
Rick Ray	2015-present	20-42	.323

* - Southeast Missouri vacated 11 wins during the 2007-08 season.

Year-by-Year OVC Record and Finish

Year	Record	Finish
1991-92	5-9	7th
1992-93	9-7	4th
1993-94	5-11	6th
1994-95	7-9	6th
1995-96	5-11	8th
1996-97	9-9	t4th
1997-98	10-8	5th
1998-99	15-3	2nd
1999-00	14-4	t1st
2000-01	8-8	5th
2001-02	4-12	8th
2002-03	5-11	7th
2003-04	4-12	10th
2004-05	9-7	5th
2005-06	4-16	10th
2006-07	9-11	6th
2007-08	1-13*	11th
2008-09	0-18	10th
2009-10	3-15	9th
2010-11	6-12	t7th
2011-12	9-7	5th
2012-13	8-8	t5th/2nd in OVC West
2013-14	8-8	6th/2nd in OVC West
2014-15	7-9	8th/5th in OVC West
2015-16	2-14	12th/6th in OVC West
2016-17	9-7	5th/2nd in OVC West

* - Southeast Missouri vacated six OVC wins during the 2007-08 season.

Southeast Missouri State REDHAWKS

TEAM SINGLE-SEASON

Most Games

1985-86	34
2016-17	33
2012-13	33
1988-89	33
2013-14	32
2010-11	32
1987-88	32
1984-85	32
2011-12	31
2006-07	31
1999-00	31
1989-90	31
1986-87	31
1982-83	31
1981-82	31

Most Wins

1987-88	28
1988-89	27
1985-86	27
1989-90	26
1982-83	25
1999-00	24
1984-85	24
1990-91	21
1981-82	21
1962-63	21

Most Ohio Valley Conference Wins

1998-99	15
1999-00	14
1997-98	10
2016-17	9
2011-12	9
2006-07	9
2004-05	9
1996-97	9
1992-93	9

Most Losses

2008-09	27
2009-10	23
2010-11	22
2006-07	20
2005-06	20

Most Ohio Valley Conference Losses

2008-09	18
2009-10	15
2007-08	13
2010-11	12
2003-04	12
2001-02	12

Most Points Scored

1987-88	2,791
1986-87	2,782
1988-89	2,775
1989-90	2,700
2013-14	2,654
1984-85	2,484
2016-17	2,460
1990-91	2,457
1986-87	2,453
2012-13	2,446

Highest Scoring Average

1990-91	87.7
1971-72	87.6
1965-66	87.2
1989-90	87.1
1987-88	86.9
1970-71	86.8
1963-64	86.4
1988-89	84.1
1977-78	83.0
2013-14	82.9

Most Field Goals Made

1985-86	1,108
1987-88	1,061
1988-89	1,003
1982-83	992
1986-87	978
1984-85	971
2013-14	961
1989-90	959
1978-79	917
1990-91	886
1977-78	886

Most Field Goals Attempted

1985-86	2,204
1988-89	2,128
1987-88	2,101
1989-90	2,075
1986-87	2,022
1982-83	2,000
1984-85	1,978
1971-72	1,971
1976-77	1,931
2013-14	1,924

Best Field Goal Percentage

1978-79	51.9
1987-88	50.5
1985-86	50.3
2013-14	49.9
1977-78	49.9
1983-84	49.8
1982-83	49.6
1984-85	49.1
1990-91	49.0
1980-81	48.4

Most 3-Point Field Goals Made

2016-17	263
2012-13	256
2006-07	254
2013-14	218
1988-89	215
2002-03	212
2000-01	209
1997-98	208
2007-08	206
2005-06	201

Most 3-Point Field Goals Attempted

2006-07	765
2016-17	716
2012-13	644
2013-14	607
2007-08	594
2005-06	580
1997-98	575
1999-00	558
2014-15	553
2003-04	534

Best 3-Point Field Goal Percentage

1988-89	44.6
1987-88	42.5
2002-03	40.1
2012-13	39.8
2000-01	39.8
1991-92	39.7
2004-05	37.6
2003-04	37.6
2011-12	36.9
2016-17	36.7

Southeast Missouri State REDHAWKS

TEAM SINGLE-SEASON

Most Free Throws Made

1989-90.....	618
1985-86.....	575
1990-91.....	570
1988-89.....	554
1984-85.....	542
1987-88.....	525
2013-14.....	514
1992-93.....	510
1971-72.....	503
2007-08.....	494

Most Free Throws Attempted

1989-90.....	962
1985-86.....	856
1984-85.....	844
1990-91.....	806
1988-89.....	798
2010-11.....	794
1987-88.....	775
2007-08.....	745
2013-14.....	743
1971-72.....	739

Best Free Throw Percentage

2001-02.....	76.4
1979-80.....	75.4
2005-06.....	74.9
1978-79.....	74.4
2016-17.....	74.2
2000-01.....	73.9
2002-03.....	73.4
1992-93.....	72.6
1977-78.....	72.3
1998-99.....	72.2

Most Rebounds

1989-90.....	1,492
1985-86.....	1,410
1987-88.....	1,377
1984-85.....	1,331
1988-89.....	1,324
1986-87.....	1,304
1996-97.....	1,299
1962-63.....	1,292
1990-91.....	1,271
1961-62.....	1,261

Best Rebounding Average

1965-66.....	53.3
1964-65.....	53.3
1963-64.....	52.6
1962-63.....	51.7
1966-67.....	50.6
1961-62.....	50.4
1989-90.....	48.1
1969-70.....	43.4
1973-74.....	42.5
1975-76.....	41.7

Most Assists

1988-89.....	544
2002-03.....	535
2013-14.....	533
2012-13.....	522
1990-91.....	489
2011-12.....	462
2016-17.....	454
1994-95.....	439
2007-08.....	427
2004-05.....	419

Most Turnovers

2007-08.....	558
1996-97.....	553
2006-07.....	528
1995-96.....	500
1988-89.....	493
1993-94.....	487
1999-00.....	478
1992-93.....	472
2009-10.....	465
2010-11.....	463
1990-91.....	463

Most Blocked Shots

1999-00.....	164
2012-13.....	162
2013-14.....	136
2014-15.....	132
2006-07.....	126
1996-97.....	126
2007-08.....	125
2010-11.....	121
2004-05.....	119
1991-92.....	115

Most Steals

2007-08.....	262
1992-93.....	250
2006-07.....	249
2016-17.....	248
2004-05.....	237
2013-14.....	228
1996-97.....	220
2015-16.....	218
2014-15.....	218
1995-96.....	204

Most Personal Fouls

1988-89.....	704
1985-86.....	695
1984-85.....	688
2007-08.....	679
2010-11.....	677
1989-90.....	674
1987-88.....	663
1986-87.....	658
2009-10.....	653
2016-17.....	644



Tyler Stone

Southeast Missouri State REDHAWKS

CAREER RANKINGS

Points

1. Carl Ritter, 1959-63	1,916
2. Jewell Crawford, 1980-84	1,862
3. Bill Giessing, 1960-64	1,686
4. William "Bud" Eley, 1995-99	1,611
5. Antonius Cleveland, 2013-2017	1,556
6. Tyler Stone, 2011-14	1,546
7. Derek Winans, 2001-05	1,505
8. Marland Smith, 2009-13	1,423
9. Ronny Rankin, 1984-86	1,277
10. Riley Ellis, 1984-86	1,241
11. Ray Pugh, 1985-89	1,237
12. Otto Porter, 1979-81	1,216
Devon Lake, 1990-93	1,216
14. Dwayne Rutherford, 1986-90	1,191
15. Kermit Meystedt, 1963-67	1,141
16. Anthony Venson, 1980-84	1,131
17. Curtis Shelton, 1990-94	1,112
18. John Sanchez, 1976-80	1,104
19. Lawrence Wilson, 1986-90	1,086
20. Joe Cagle, 1973-77	1,055

Scoring Average

1. Otto Porter, 1979-81	25.9
2. Fred Anderson, 1968-69	23.3
3. Roy Booker, 2005-06	22.0
4. Ronny Rankin, 1984-86	20.6
5. Jim Anderson, 1970-72	19.7
6. Riley Ellis, 1984-86	19.1
7. Jarekious Bradley, 2013-15	17.7
8. Danny Dohogne, 1990-91	17.4
9. Jewell Crawford, 1980-84	16.6
William "Bud" Eley, 1995-99	16.6

Field Goals Made

1. Jewell Crawford, 1980-84	763
2. William "Bud" Eley, 1995-99	629
3. Tyler Stone, 2011-14	621
4. Antonius Cleveland, 2013-2017	585
5. Derek Winans, 2001-05	524
6. Otto Porter, 1979-81	515
7. Ronny Rankin, 1984-86	483
8. Riley Ellis, 1984-86	478
Ray Pugh, 1985-89	478
10. Marland Smith, 2009-13	476

Field Goals Attempted

1. Jewell Crawford, 1980-84	1,470
2. Marland Smith, 2009-13	1,201
3. Tyler Stone, 2011-14	1,191
4. Antonius Cleveland, 2013-17	1,184
5. Derek Winans, 2001-05	1,172
6. William "Bud" Eley, 1995-99	1,170

7. Otto Porter, 1979-81	1,044
8. Joe Cagle, 1973-77	1,026
9. Dave Shipley, 1975-79	1,010
10. Ray Pugh, 1985-89	975

Field Goal Percentage

(Minimum 100 FG Made)	FG-A	Pct.
1. Danny Dohogne, 1990-91	191-297	.643
2. Leon Powell, 2010-12	298-486	.613
3. Carl Nicholson, 1985-88	105-173	.607
4. Eddie Hart, 1984-86	181-303	.597
5. Roderick Johnson, 1998-00	293-500	.586
6. Brandon Griffin, 2002-04	267-465	.574
Drew Demond, 1999-02	132-230	.574
8. Matt Sisley, 1992-94	142-248	.573
9. Desi Barmore, 1978-79	185-329	.562
10. Nino Johnson, 2011-15	369-661	.558

3-Point Field Goals Made


1. Marland Smith, 2009-13	251
2. Derek Winans, 2001-05	219
3. Churtis Shelton, 1990-94	215
4. Terrick Willoughby, 2003-07	175
5. Kenard Moore, 2007-09	174
6. Mike Lewis, 1987-91	166
7. Cory Johnson, 1997-99	162
8. Brett Hale, 2001-05	140
9. Jamaal Calvin, 2013-17	132
10. Lucas Nutt, 2009-14	118

3-Point Field Goals Attempted

1. Marland Smith, 2009-13	697
2. Derek Winans, 2001-05	564
3. Kenard Moore, 2007-09	482
4. Curtis Shelton, 1990-94	480
5. Terrick Willoughby, 2003-07	434
6. Cory Johnson, 1997-99	391
7. Mike Lewis, 1987-91	372
8. Jamaal Calvin, 2013-17	371
9. Jarekious Bradley, 2013-15	342
Brett Hale, 2001-05	342

3-Point Field Goal Percentage

(Minimum 100 3FG Made)	3FG-A	Pct.
1. Curtis Shelton, 1990-94	215-480	.448
2. Mike Lewis, 1987-91	166-372	.446
3. Cory Johnson, 1997-99	162-391	.414
4. Brett Hale, 2001-05	140-342	.409
5. Corey Wilford, 2011-13	114-280	.407
6. Terrick Willoughby, 2003-07	175-434	.403
7. Dwayne Rutherford, 1986-90	107-266	.402
8. Derek Winans, 2001-05	219-564	.388
9. Lucas Nutt, 2009-14	118-315	.375
10. Nick Niemczyk, 2010-13	105-282	.372



Derek Winans

Free Throws Made

1. Carl Ritter, 1959-63	580
2. William "Bud" Eley, 1995-99	341
3. Jewell Crawford, 1980-84	336
4. Antonius Cleveland, 2013-17	324
5. Ronny Rankin, 1984-86	311
6. Devon Lake, 1990-93	309
7. Lucas Nutt, 2009-14	300
8. Dwayne Rutherford, 1986-90	286
9. Riley Ellis, 1984-86	285
10. Lawrence Wilson, 1986-90	282

Free Throws Attempted

1. Carl Ritter, 1959-63	664
2. William "Bud" Eley, 1995-99	580
3. Antonius Cleveland, 2013-17	529
4. Jewell Crawford, 1980-84	495
5. Riley Ellis, 1984-86	462
6. Nino Johnson, 2011-15	434
7. Lawrence Wilson, 1986-90	402
8. Dwayne Rutherford, 1986-90	395
9. Devon Lake, 1990-93	384
10. Ronny Rankin, 1984-86	371

Southeast Missouri State REDHAWKS

CAREER RANKINGS

Free Throw Percentage

(Minimum 100 FT Made)

	FT-A	Pct.
1. Cory Johnson, 1997-99	130-146	.890
2. Robin Wilhoit, 1976-80	122-142	.859
Brett Hale, 2001-05	164-191	.859
4. Ronny Rankin, 1984-86	311-371	.838
5. Lucas Nutt, 2009-14	300-362	.829
Curtis Shelton, 1990-94	257-310	.829
7. Roy Booker, 2005-06	165-200	.825
8. Jarekious Bradley, 2013-15	180-219	.822
9. Mike Payne, 1969-72	113-140	.807
10. Devon Lake, 1990-93	309-384	.805

Rebounds

1. William "Bud" Eley, 1995-99	955
2. John Sanchez, 1976-80	839
3. Kermit Meystedt, 1963-67	834
4. Paul Ranson, 1961-64	815
5. Anthony Thomas, 1978-82	796
Bill Giessing, 1960-64	796
7. Tyler Stone, 2011-14	768
8. Dan Milligan, 1965-69	758
9. Jewell Crawford, 1980-84	741
10. Nino Johnson, 2011-15	730

Rebounding Average

(Minimum 50 Games)

	G	Avg.
1. William "Bud" Eley, 1995-99	97	9.8
2. Brandon Griffin, 2002-04	53	9.1
3. Riley Ellis, 1984-86	65	8.7



Nino Johnson

4. Tyler Stone, 2011-14	94	8.2
5. Leon Powell, 2010-12	62	7.4
6. Roderick Johnson, 1998-00	60	7.3
7. Derick Turner, 1985-87	65	6.7
8. Reggie Golson, 2002-05	53	6.5
9. Calvin Williams, 2007-09	50	6.4
10. Jermall Morgan, 1993-95	54	6.3

Assists

1. Lucas Nutt, 2009-14	610
2. Dwayne Rutherford, 1986-90	541
3. Michael Morris, 1984-88	478
4. Lucas Nutt, 2009-present	419
5. Dave Shipley, 1975-79	396
6. Jerry Freshwater, 1991-95	367
7. Joe Cagle, 1973-77	357
8. John Sanchez, 1976-80	327
9. Anthony Venson, 1980-84	321
10. Derek Winans, 2001-05	282

Steals

1. Michael Morris, 1984-88	191
2. Antonius Cleveland, 2013-17	159
3. Derek Winans, 2001-05	153
Dwayne Rutherford, 1986-90	153
5. William "Bud" Eley, 1995-99	135
6. Jerry Freshwater, 1991-95	121
7. Marland Smith, 2009-13	112
8. Dainmon Gonner, 2003-05	111
9. Paul Paradoski, 2004-07	110
10. Nino Johnson, 2011-15	100

Blocks

1. Nino Johnson, 2011-15	184
2. William "Bud" Eley, 1995-99	156
3. Tyler Stone, 2011-14	124
4. Drew Demond, 1999-02	112
5. Leon Powell, 2010-12	92
6. Anthony Thomas, 1978-82	83
7. Reggie Golson, 2002-05	79
8. Antonius Cleveland, 2013-17	76
9. Calvin Williams, 2007-09	71
10. Malcomn Henry, 1985-90	60

Games Played

1. Malcomn Henry, 1985-90	148
2. Lucas Nutt, 2009-14	137
3. Dwayne Rutherford, 1986-90	129
4. Lawrence Wilson, 1986-90	128
5. Marland Smith, 2009-13	126
6. Michael Morris, 1984-88	122
7. Antonius Cleveland, 2013-17	121
Mike Lewis, 1987-91	121



William "Bud" Eley

Games Started

1. Antonius Cleveland, 2013-17	109
2. Lucas Nutt, 2009-14	106
3. Derek Winans, 2001-05	101
4. Marland Smith, 2009-13	98
5. Bud Eley, 1995-99	93
6. Tyler Stone, 2011-14	84
7. Terrick Willoughby, 2003-07	80

Current Players in **Bold**

* - Southeast Missouri State University men's basketball Top-10 lists were generated with statistics dating back to 1968-69. Any cumulative statistical reports prior to that season were incomplete. Therefore, some individuals who played before 1968-69 may be excluded from certain statistical categories on these lists.

Southeast Missouri State REDHAWKS

SINGLE-SEASON RANKINGS

Points

1. Otto Porter, 1980-81	677
2. Riley Ellis, 1985-86	667
3. Ronny Rankin, 1985-86	656
4. Ronny Rankin, 1984-85	621
5. Jarekious Bradley, 2013-14	608
6. Jewell Crawford, 1983-84	606
7. Devon Lake, 1992-93	603
8. Roy Booker, 2005-06	594
9. Tyler Stone, 2013-14	578
10. Riley Ellis, 1984-85	574
11. Kenard Moore, 2008-09	570
12. Antonius Cleveland, 2016-17	549
13. Dainmon Gonner, 2004-05	547
14. Derick Turner, 1986-87	545
15. Otto Porter, 1979-80	539
16. Cleo Conley, 1986-87	537
17. William "Bud" Eley, 1996-97	536
18. Ray Pugh, 1987-88	533
19. Tyler Stone, 2012-13	512
20. Jim Anderson, 1970-71	509

Scoring Average

1. Otto Porter, 1979-80	27.0
2. Otto Porter, 1980-81	25.1
3. Fred Anderson, 1968-69	23.3
4. Jim Anderson, 1970-71	23.1
5. Jewell Crawford, 1983-84	22.4
6. Devon Lake, 1992-93	22.3
7. Roy Booker, 2005-06	22.0
8. Ronny Rankin, 1984-85	20.7
9. Ronny Rankin, 1985-86	20.5
10. Dainmon Gonner, 2004-05	20.3

Field Goals Made

1. Otto Porter, 1980-81	287
2. Ronny Rankin, 1985-86	252
3. Riley Ellis, 1985-86	250
4. Jewell Crawford, 1983-84	238
5. Ronny Rankin, 1984-85	231
6. Otto Porter, 1979-80	228
Riley Ellis, 1984-85	228
8. Tyler Stone, 2013-14	223
Cleo Conley, 1986-87	223
10. Derick Turner, 1986-87	221
Fred Anderson, 1968-69	221

Field Goals Attempted

1. Otto Porter, 1980-81	568
2. Ronny Rankin, 1985-86	524
3. Roy Booker, 2005-06	504
4. Riley Ellis, 1985-86	495
5. Fred Anderson, 1968-69	488
6. Kenard Moore, 2008-09	483
7. Otto Porter, 1979-80	476
Cleo Conley, 1986-87	476
9. Riley Ellis, 1984-85	460
10. Jarekious Bradley, 2013-14	438

Field Goal Percentage

(Minimum 75 FG Made)	FG-A	Pct.
1. Danny Dohogne, 1990-91	191-297	.643
2. Leon Powell, 2010-11	172-273	.630
3. Cornall Henderson, 1987-88	75-117	.641
Carl Nicholson, 1987-88	75-117	.641
5. Eddie Hart, 1985-86	119-186	.640
6. David Montgomery, 1997-98	141-227	.621
7. Roderick Johnson, 1999-00	163-270	.604
8. William "Bud" Eley, 1998-99	170-286	.594
9. Leon Powell, 2011-12	126-213	.592
10. John Sanchez, 1977-78	149-256	.582

3-Point Field Goals Made

1. Kenard Moore, 2008-09	97
2. Cory Johnson, 1997-98	95
3. Curtis Shelton, 1993-94	86
4. Corey Wilford, 2012-13	82
5. Kenard Moore, 2007-08	77
6. Jarekious Bradley, 2013-14	75
7. Roy Booker, 2005-06	73
8. Derek Winans, 2002-03	71
9. Cory Johnson, 1998-99	67
10. Isiah Jones, 2014-15	65

3-Point Field Goals Attempted

1. Kenard Moore, 2008-09	285
2. Roy Booker, 2005-06	233
3. Cory Johnson, 1997-98	219
4. Marland Smith, 2010-11	207
5. Jarekious Bradley, 2013-14	201
6. Kenard Moore, 2007-08	197
7. Corey Wilford, 2012-13	193
8. Curtis Shelton, 1993-94	190
9. Marland Smith, 2009-10	185
10. David Johnson, 2006-07	184



3-Point Field Goal Percentage

(Minimum 50 3FG Made)	3FG-A	Pct.
1. Amory Sanders, 2000-01	53-95	.558
2. Mike Lewis, 1989-90	64-130	.492
Mike Lewis, 1988-89	64-130	.492
4. Curtis Shelton, 1991-92	58-121	.479
5. Curtis Shelton, 1993-94	86-190	.453
6. Terrick Willoughby, 2006-07	51-116	.440
7. Cory Johnson, 1997-98	95-219	.434
8. Mark Johnson, 1994-95	55-128	.430
9. Marland Smith, 2012-13	63-147	.429
Brett Hale, 2002-03	54-126	.429

Free Throws Made

1. Carl Ritter, 1960-61	184
2. Riley Ellis, 1985-86	167
3. Roy Booker, 2005-06	165
4. Devon Lake, 1992-93	162
5. Ronny Rankin, 1984-85	159
6. Ronny Rankin, 1985-86	152
7. Denzel Mahoney, 2016-17	132
8. Jewell Crawford, 1983-84	130
Andrew Reed, 1971-72	130
10. Jermall Morgan, 1994-95	123

Southeast Missouri State REDHAWKS

SINGLE-SEASON RANKINGS

Free Throws Attempted

1. Riley Ellis, 1985-86	259
2. William "Bud" Eley, 1996-97	217
3. Devon Lake, 1992-93	205
Leon Powell, 2010-11	205
5. Riley Ellis, 1984-85	203
6. Roy Booker, 2005-06	200
7. Jermall Morgan, 1994-95	199
8. Ronny Rankin, 1984-85	190
9. Jewell Crawford, 1983-84	183
10. Ronny Rankin, 1985-86	181

Free Throw Percentage

(Minimum 75 FT Made)

	FT-A	Pct.
1. Curtis Shelton, 1993-94	94-106	.887
2. Jarekious Bradley, 2014-15	83-94	.883
3. Ronny Rankin, 1985-86	152-181	.840
4. Ronny Rankin, 1984-85	159-190	.837
5. Michael Stokes, 2000-01	118-143	.825
Roy Booker, 2005-06	165-200	.825
7. Lucas Nutt, 2010-11	96-117	.821
8. Lucas Nutt, 2013-14	80-98	.816
9. Denzel Mahoney, 2016-17	132-162	.815
10. Devon Lake, 1990-91	92-113	.814

Rebounds

1. Brandon Griffin, 2002-03	314
2. William "Bud" Eley, 1996-97	310
William "Bud" Eley, 1998-99	310
4. Riley Ellis, 1985-86	293
5. Nino Johnson, 2012-13	289
6. Tyler Stone, 2013-14	284
7. Derick Turner, 1986-87	282
8. Riley Ellis, 1984-85	275
9. Roderick Johnson, 1999-00	266
10. William "Bud" Eley, 1995-96	260

Rebounding Average

(Minimum 20 Games)

	G	Avg.
1. William "Bud" Eley, 1998-99	29	10.7
2. Brandon Griffin, 2002-03	30	10.5
3. William "Bud" Eley, 1996-97	30	10.3
4. Thomas Thames, 1990-91	20	10.1
5. William "Bud" Eley, 1995-96	27	9.6
6. Tyler Stone, 2013-14	30	9.5
7. Derick Turner, 1986-87	31	9.1
8. Riley Ellis, 1985-86	33	8.9
9. Nino Johnson, 2012-13	33	8.8
Danny Dohogne, 1990-91	28	8.8



Reggie Golson



Leon Powell

Assists

1. Dwayne Rutherford, 1988-89	200
2. Lucas Nutt, 2013-14	191
3. Kevin Roberts, 2002-03	179
4. Lucas Nutt, 2012-13	178
5. Jerry Freshwater, 1994-95	153
6. Dwayne Rutherford, 1987-88	143
7. Michael Morris, 1986-87	139
8. Michael Morris, 1985-86	136
9. Michael Morris, 1987-88	130
10. Michael Stokes, 1999-00	128

Steals

1. Dainmon Gonner, 2004-05	74
2. Dwayne Rutherford, 1988-89	71
3. Michael Morris, 1986-87	63
Michael Morris, 1987-88	63
5. William "Bud" Eley, 1996-97	58
Calvert White, 1996-97	58
7. Johnnie Coleman, 1990-91	57
8. Ernest Taylor, 1988-89	50
9. Isiah Jones, 2015-16	49
10. Cleo Conley, 1986-87	48

Blocks

1. Nino Johnson, 2012-13	84
2. William "Bud" Eley, 1998-99	75
3. Nino Johnson, 2014-15	64
Reggie Golson, 2004-05	64
5. William "Bud" Eley, 1995-96	51
6. Leon Powell, 2010-11	50
7. Drew Demond, 2000-01	48
8. Tyler Stone, 2013-14	46
9. Anthony Thomas, 1981-82	45
10. Tyler Stone, 2012-13	44

* - Southeast Missouri State University men's basketball Top-10 lists were generated with statistics dating back to 1968-69. Any cumulative statistical reports prior to that season were incomplete. Therefore, some individuals who played before 1968-69 may be excluded from certain statistical categories on these lists.

* 2016-17 mark in **Bold**

Southeast Missouri State REDHAWKS

INDIVIDUAL & TEAM RECORDS

Team Records

Single-Game

Points	135	vs. Fort Leonard Wood (2/6/64); vs. McKendree (1/14/67)
Points in a Half	74	vs. Harris-Stowe (2/4/85)
Combined Points	237	vs. Austin Peay (1/29/08)
Field Goals	59	vs. McKendree (1/4/67); vs. Parks (11/24/86)
Field Goals Attempted	98	vs. Parks (11/24/86)
Field Goal Percentage	68.9 (59-of-88)	vs. McKendree (1/14/67)
Free Throws	40	vs. Christian Brothers (12/5/88)
Free Throws Attempted	50	vs. Christian Brothers (12/5/88)
Free Throw Percentage	1.00 (14-14)	vs. Missouri-Rolla (1/12/78)
	1.00 (10-10)	vs. Sacramento State (2/19/11)
3-Point Field Goals	20	at Austin Peay (2/28/13)
3-Point Field Goals Att.	40	vs. UT Martin (1/15/98)
3-Point Field Goal Pct.	1.00 (5-5)	vs. Southern Arkansas (11/21/87)
Rebounds	68	vs. Central Methodist (11/18/88)
Assists	33	vs. Missouri Baptist (11/19/90)
Blocked Shots	14	vs. Morehead State (1/4/99)
Largest Margin of Victory	+89	Southeast 127, Parks 38 (11/24/86)
Largest Margin of Defeat	-58	NW Missouri 74, Southeast 16 (2/1/29)

Single-Season

Points	2791	1985-86
Points Per Game	87.8	1990-91
Field Goals	1108	1985-86
Field Goals Attempted	2204	1985-86
Field Goal Percentage	51.9	1978-79
Free Throws	621	1960-61
Free Throws Attempted	856	1985-86
Free Throw Percentage	76.4 (428-of-560)	2001-02
3-Point Field Goals	263	2016-17
3-Point Field Goals Att.	716	2016-17
3-Point Field Goal Pct.	44.6	1988-89
Rebounds	1313	1985-86
Assists	544	1985-86; 1988-89
Blocked Shots	164	1999-00
Largest Margin of Victory	+15.7	1984-85
Most Victories	28	1987-88
Most Losses	27	2008-09

Miscellaneous

Longest Winning Streak	20 games	12/5/87-2/17/88
Longest Home Win Streak	28 games	11/29/85-1/7/87
Longest Losing Streak	21 games	12/23/08-11/18/09

Individual Records

Single-Game

Points	52	Kermit Meystedt, vs. McKendree, 1/14/67
Field Goals	24	Kermit Meystedt, vs. McKendree, 1/14/67
Field Goals Attempted	34	Kermit Meystedt, vs. McKendree, 1/14/67
Free Throws	18	Carl Ritter, vs. NW Missouri St, 12/30/60
Free Throws Attempted	22	Carl Ritter, vs. NW Missouri St, 12/30/60
3-Point Field Goals	9	3x, last by Marland Smith, vs. Eastern Illinois, 2/9/13
3-Point Field Goals Att.	19	Cory Johnson, vs. UT Martin, 1/15/98
Rebounds	29	Paul Ranson, vs. MacMurray, 12/8/61
Assists	13	2x, last by Kevin Roberts, vs. Morehead State, 2/6/03
Blocked Shots	10	Bud Eley, vs. Morehead State, 1/4/99

Single-Season

Games Played	34	Michael Morris, Ray Pugh, Derick Turner, 1985-86
Points	677	Otto Porter, 1980-81
Field Goals	287	Otto Porter, 1980-81
Field Goals Attempted	568	Otto Porter, 1980-81
Field Goal Percentage	64.3 (191-297)	Danny Dohogne, 1990-91
Free Throws	184	Carl Ritter, 1960-61
Free Throws Attempted	259	Riley Ellis, 1985-86
Free Throw Percentage	88.7 (94-106)	Curtis Shelton, 1993-94
3-Point Field Goals	97	Kenard Moore, 2008-09
3-Point Field Goals Att.	285	Kenard Moore, 2008-09
3-Point Field Goal Pct.	55.8 (53-95)	Amory Sanders, 2000-01
Rebounds	314	Brandon Griffin, 2002-03
Assists	200	Dwayne Rutherford, 1988-89
Blocked Shots	84	Nino Johnson, 2012-13
Highest Scoring Average	27.0	Otto Porter, 1979-80
Highest Rebounding Avg.	10.7	"Bud" Eley, 1998-99

ANNUAL LEADERS

Southeast Missouri State REDHAWKS

Points

Year	Player	G	Pts	Avg
1970-71	Jim Anderson	22	509	23.1
1971-72	Fred Johnson	24	403	16.7
1972-73	Larry Lawrence	23	342	14.9
1973-74	Larry Lawrence	24	410	17.1
1974-75	Steve Valli	26	402	15.4
1975-76	Dave Shipley	26	212	8.2
1976-77	Joe Cagle	26	429	16.5
1977-78	Steve Tappmeyer	26	424	16.5
1978-79	Desi Barmore	28	431	15.4
	Marcus Harvey			
1979-80	Otto Porter	20	539	27.0
1980-81	Otto Porter	27	677	25.1
1981-82	Terry Mead	30	503	16.8
1982-83	Terry Mead	30	453	15.1
1983-84	Jewell Crawford	27	606	22.4
1984-85	Ronny Rankin	30	621	20.6
1985-86	Ronny Rankin	32	656	20.5
1986-87	Derick Turner	31	545	17.6
1987-88	Ray Pugh	31	545	17.9
1988-89	Ray Pugh	27	482	17.9
1989-90	Earnest Taylor	27	491	18.1
1990-91	Danny Dohogne	28	487	17.4
1991-92	Curtis Shelton	28	410	15.2
1992-93	Devon Lake	28	332	11.9
1993-94	Curtis Shelton	27	410	15.2
1994-95	Jermall Morgan	27	436	17.2
1995-96	William "Bud" Eley	27	465	17.2
1996-97	William "Bud" Eley	30	536	17.9
1997-99	Cory Johnson	27	391	14.5
1998-99	William "Bud" Eley	29	445	15.3
1999-00	Roderick Johnson	31	437	14.1
2000-01	Michael Stokes	30	449	15.0
2001-02	Derek Winans	27	402	14.9
2002-03	Derek Winans	30	459	15.3
2003-04	Derek Winans	27	392	14.5
2004-05	Dainmon Gonner	27	446	16.5
2005-06	Roy Booker	27	594	22.0
2006-07	Brandon Foust	31	374	12.1
2007-08	Jaycen Herring	29	381	13.1
2008-09	Kenard Moore	30	570	19.0
2009-10	Marland Smith	30	325	10.8
2010-11	Leon Powell	32	452	14.1
2011-12	Tyler Stone	31	456	14.7
2012-13	Tyler Stone	33	512	15.5
2013-14	Tyler Stone	30	578	19.3
2014-15	Jarekious Bradley	26	421	16.2
2015-16	Antonius Cleveland	26	394	15.2
2016-17	Antonius Cleveland	33	549	16.6

Rebounds

Year	Player	G	Reb	Avg
1970-71	Andrew Reid	23	239	10.3
1971-72	Andrew Reid	24	269	11.2
1972-73	Larry Lawrence	23	213	9.1
1973-74	Arvin Haynes	24	202	8.4
1974-75	Steve Valli	25	183	7.1
1975-76	Russ Mothershead	26	112	4.3
1976-77	John Sanchez	26	200	7.7
1977-78	John Sanchez	26	265	10.2
1978-79	Desi Barmore	28	203	7.3
1979-80	Anthony Thomas	26	245	9.4
1980-81	Otto Porter	27	240	8.9
1981-82	Anthony Thomas	26	245	9.4
1982-83	Donnie McClinton	31	245	6.9
1983-84	Jewell Crawford	27	204	7.5
1984-85	Riley Ellis	32	275	8.6
1985-86	Riley Ellis	33	293	8.9
1986-87	Derick Turner	31	282	9.1
1987-88	Ray Pugh	31	207	6.7
1988-89	Malcomn Henry	32	213	6.7
1989-90	Thomas Thames	31	277	8.9
1990-91	Thomas Thames	20	201	10.1
1991-92	James Barnes	28	187	6.7
1992-93	Eelco Derks	27	143	5.3
1993-94	Jermall Morgan	27	151	5.6
1994-95	Jermall Morgan	27	188	7.0
1995-96	William "Bud" Eley	27	260	9.6
1996-97	William "Bud" Eley	20	310	10.3
1997-98	Calvert White	27	160	5.9
1998-99	William "Bud" Eley	29	310	10.7
1999-00	Roderick Johnson	31	266	8.6
2000-01	Emanuel McCuthison	30	149	5.0
2000-02	Tim Scheer	28	138	4.9
2002-03	Brandon Griffin	30	314	10.5
2003-04	Brandon Griffin	23	170	7.4
2004-05	Reggie Golson	29	211	7.3
2005-06	Waylon Francis	27	155	5.7
2006-07	Brandon Foust	31	174	5.6
2007-08	Calvin Williams	31	169	5.5
2008-09	LaMont Russell	30	183	6.1
2009-10	LaMont Russell	30	204	6.8
2010-11	Leon Powell	32	247	7.7
2011-12	Tyler Stone	31	227	7.3
2012-13	Nino Johnson	33	289	8.8
2013-14	Tyler Stone	30	284	9.5
2014-15	Nino Johnson	30	211	7.0
2015-16	Joel Angus III	29	172	5.9
2016-17	Trey Kellum	28	178	6.4

Assists

Year	Player	A
1972-73	Leonard Bishop	88
1973-74	Kevin Arand	83
1974-75	Joe Cagle	87
1975-76	Joe Cagle	127
1976-77	Joe Cagle	123
1977-78	Dave Shipley	112
1978-79	Dave Shipley	134
1979-80	John Sanchez	125
1980-81	Otto Porter	76
1981-82	Anthony Venson	101
1982-83	Lew Brookins	126
1983-84	Michael Poole	76
1984-85	Anthony Hall	120
1985-86	Michael Morris	136
1986-87	Michael Morris	139
1987-88	Dwayne Rutherford	143
1988-89	Dwayne Rutherford	200
1989-90	Dwayne Rutherford	121
1990-91	Johnnie Coleman	90
1991-92	Curtis Shelton	63
1992-93	Tony Wofford	83
1993-94	Jerry Freshwater	106
1994-95	Jerry Freshwater	153
1995-96	Allen Hatchett	85
1996-97	Allen Hatchett	89
1997-98	Kahn Cotton	104
1998-99	Kahn Cotton	83
1999-00	Michael Stokes	128
2000-01	Michael Stokes	144
2001-02	Derek Winans	80
2002-03	Kevin Roberts	179
2003-04	Mike Nelke/Brandon Griffin	75
2004-05	Paul Paradoski	81
2005-06	Paul Paradoski	119
2006-07	Roderick Pearson	68
2007-08	Roderick Pearson	82
2008-09	Jaycen Herring	77
2009-10	Sam Pearson	94
2010-11	Lucas Nutt	112
2011-12	Marcus Brister	103
2012-13	Lucas Nutt	178
2013-14	Lucas Nutt	191
2014-15	J.J. Thompson	78
2015-16	Isiah Jones	86
2016-17	Jaylen Benton	77

Southeast Missouri State REDHAWKS

RECORDS

25+ Point Games NCAA Division I Era (Since 1991-92)

Player	Points	Opponent	Date
Tyler Stone	37	at SIU Edwardsville	Feb. 6, 2014
Dainmon Gonner	37	at Tennessee State	Jan. 13, 2005
Leon Powell	36	vs. UT Martin	Jan. 3, 2011
Kenard Moore	36	vs. Northern Illinois	Feb. 21, 2009
Dainmon Gonner	36	at Bradley	Nov. 19, 2004
Mark Johnson	35	vs. UW-Milwaukee	Mar. 2, 1995
Denzel Mahoney	34	vs. Tennessee State	Mar. 1, 2017
Devon Lake	34	at Austin Peay	Nov. 11, 1993
Roy Booker	33	vs. Austin Peay	Jan. 14, 2006
Brett Hale	33	at Tennessee State	Mar. 1, 2003
Derek Winans	33	at Western Illinois	Jan. 21, 2003
Curtis Shelton	33	vs. Tennessee Tech	Jan. 15, 1994
Devon Lake	33	at Murray State	Feb. 6, 1993
Jarekious Bradley	32	at Eastern Kentucky	Feb. 1, 2014
Tyler Stone	32	vs. Central Arkansas	Dec. 8, 2012
Tim Scheer	32	vs. Tennessee State	Jan. 30, 2003
Derek Winans	32	vs. Eastern Illinois	Feb. 19, 2002
Jaycen Herring	31	at Austin Peay	Feb. 28, 2009
Kenard Moore	31	vs. Morehead State	Jan. 15, 2009
Kenard Moore	31	at Kansas State	Nov. 16, 2008
Bud Eley	31	at Austin Peay	Jan. 4, 1997
Jermall Morgan	31	vs. Maine	Dec. 3, 1994
Curtis Shelton	31	at Prairie View A&M	Dec. 11, 1993
Devon Lake	31	at UT Martin	Jan. 27, 1993
Devon Lake	31	vs. Murray State	Jan. 16, 1993
Jarekious Bradley	30	at Austin Peay	Jan. 4, 2014
Marland Smith	30	at SIU Edwardsville	Feb. 11, 2012
Tyler Stone	30	at Central Arkansas	Dec. 5, 2011
Marland Smith	30	vs. Tennessee State	Feb. 25, 2010
Roy Booker	30	at Tennessee Tech	Jan. 21, 2006
Reggie Golson	30	vs. Rockhurst	Nov. 23, 2004
Jarekious Bradley	29	at Tennessee State	Jan. 3, 2015
Marland Smith	29	vs. Eastern Illinois	Feb. 9, 2013
Marland Smith	29	at UT Martin	Jan. 20, 2011
Jaycen Herring	29	vs. Austin Peay	Jan. 29, 2008
Derek Winans	29	at Eastern Illinois	Jan. 13, 2004
Brett Hale	29	at Eastern Illinois	Feb. 4, 2003
Derek Winans	29	vs. Arkansas-Little Rock	Nov. 27, 2001
Emmanuel McCuthison	29	vs. Southern Illinois	Dec. 5, 2000
Devon Lake	29	at Alcorn State	Dec. 4, 1992
Antonius Cleveland	28	at DePaul	Dec. 19, 2016
Jarekious Bradley	28	vs. Austin Peay	Feb. 28, 2015
Tyler Stone	28	vs. Jacksonville State	Feb. 20, 2014
Jarekious Bradley	28	at Morehead State	Jan. 16, 2014
Jarekious Bradley	28	vs. Illinois-Chicago	Dec. 14, 2013
Tyler Stone	28	at UMKC	Dec. 22, 2012
Leon Powell	28	at Eastern Illinois	Feb. 5, 2011
Marland Smith	28	at Miami (Ohio)	Feb. 20, 2010
Kenard Moore	28	at UT Martin	Jan. 22, 2009
Kenard Moore	28	vs. Austin Peay	Jan. 29, 2008
Reggie Golson	28	at Eastern Kentucky	Feb. 17, 2005
Derek Winans	28	vs. Eastern Kentucky	Feb. 19, 2004
Derek Winans	28	vs. UT Martin	Feb. 5, 2004
Curtis Shelton	28	vs. Troy	Dec. 3, 1993
Curtis Shelton	28	at Morehead State	Feb. 17, 1992
Tyler Stone	27	vs. Eastern Illinois	Mar. 5, 2014
Tyler Stone	27	vs. Tennessee State	Jan. 11, 2014
Jarekious Bradley	27	vs. Belmont	Jan. 9, 2014
Jarekious Bradley	27	vs. IUPUI	Dec. 23, 2013
Corey Wilford	27	vs. Eastern Kentucky	Feb. 2, 2013

Marland Smith	27	at SIU Edwardsville	Feb. 7, 2011
Marland Smith	27	vs. Tennessee Tech	Jan. 29, 2011
Marland Smith	27	at Murray State	Jan. 22, 2011
Kenard Moore	27	at Morehead State	Feb. 14, 2009
Roy Booker	27	at Tennessee State	Jan. 19, 2006
Roy Booker	27	vs. Tennessee State	Dec. 8, 2005
Dainmon Gonner	27	at UT Martin	Feb. 3, 2005
Brett Hale	27	vs. Rockhurst	Nov. 23, 2004
Brett Hale	27	at Eastern Kentucky	Jan. 9, 2003
Michael Stokes	27	vs. Tennessee State	Feb. 3, 2001
Bud Eley	27	at Murray State	Feb. 1, 1996
Bud Eley	27	at Morehead State	Jan. 8, 1996
Devon Lake	27	vs. Eastern Kentucky	Jan. 25, 1993
Devon Lake	27	at Morehead State	Feb. 13, 1993
Curtis Shelton	27	at Middle Tennessee	Feb. 27, 1993
Devon Lake	27	at Middle Tennessee	Feb. 27, 1993
Devon Lake	27	at UW-Milwaukee	Feb. 26, 1992
Antonius Cleveland	26	vs. Chicago State	Dec. 22, 2016
Jarekious Bradley	26	at Missouri State	Dec. 29, 2013
Jarekious Bradley	26	at Ball State	Nov. 18, 2013
Corey Wilford	26	at Austin Peay	Feb. 28, 2013
Leon Powell	26	at Florida Gulf Coast	Nov. 16, 2010
Jaycen Herring	26	at Eastern Kentucky	Feb. 12, 2009
Roy Booker	26	vs. Murray State	Jan. 28, 2006
Roy Booker	26	at Eastern Illinois	Jan. 5, 2006
Roy Booker	26	at Illinois	Dec. 28, 2005
Michael Stokes	26	at Morehead State	Jan. 27, 2001
Roderick Johnson	26	at Eastern Illinois	Feb. 19, 2000
Bud Eley	26	vs. Central Methodist	Nov. 21, 1997
Jermall Mogan	26	at Eastern Kentucky	Feb. 6, 1995
Jermall Morgan	26	at UW-Milwaukee	Dec. 10, 1994
Curtis Shelton	26	at Southern Illinois	Dec. 16, 1993
Curtis Shelton	26	vs. Oakland City	Jan. 5, 1993
Antonius Cleveland	25	vs. Ole Miss	Dec. 12, 2015
Nino Johnson	25	vs. Murray State	Feb. 14, 2015
Tyler Stone	25	vs. Lyon College	Nov. 12, 2012
Kenard Moore	25	vs. Murray State	Feb. 17, 2009
Jaycen Herring	25	at Morehead State	Feb. 14, 2009
Jaycen Herring	25	vs. Eastern Kentucky	Jan. 17, 2009
Calvin Williams	25	vs. Western Illinois	Dec. 21, 2008
Brandon Foust	25	at Eastern Illinois	Jan. 5, 2008
Roy Booker	25	vs. IPFW	Nov. 21, 2005
Terrick Willoughby	25	vs. Jacksonville State	Jan. 27, 2005
Reggie Golson	25	vs. Morehead State	Feb. 21, 2004
Tim Scheer	25	vs. Eastern Kentucky	Feb. 8, 2003
Damarcus Hence	25	at UMKC	Dec. 14, 2002
Derek Winans	25	vs. Wisconsin-Milwaukee	Nov. 28, 2002
Derek Winans	25	vs. Tennessee State	Jan. 7, 2002
Amory Sanders	25	vs. Robert Morris	Nov. 25, 2000
Roderick Johnson	25	at Eastern Kentucky	Feb. 26, 2000
Jermall Morgan	25	at Middle Tennessee	Jan. 16, 1995
Devon Lake	25	at Central Michigan	Dec. 12, 1992
Curtis Shelton	25	at Austin Peay	Feb. 1, 1992
Curtis Shelton	25	at Arkansas-Little Rock	Dec. 30, 1991

15+ Rebound Games NCAA Division I Era (Since 1991-92)

Player	Rebounds	Opponent	Date
Bud Eley	21	at Missouri State	Dec. 22, 1998
Bud Eley	20	at Murray State	Jan. 23, 1997
Leon Powell	19	at Central Arkansas	Dec. 5, 2011
Michael Rembert	19	at Eastern Kentucky	Feb. 9, 2008
Bud Eley	19	vs. McKendree	Dec. 5, 1996

Southeast Missouri State REDHAWKS

RECORDS

Leon Powell	18	vs. Austin Peay	Jan. 26, 2012	1978-79	McKendree	114-80	W
Jermall Morgan	18	at Murray State	Feb. 2, 1994	1978-79	Central Missouri	109-102	W
Tyler Stone	17	vs. Mid-Continent	Nov. 22, 2013	1978-79	Illinois College	106-70	W
Tyler Stone	17	vs. Southeastern Louisiana	Dec. 3, 2011	1979-80	Missouri S&T	100-93	W
LaMont Russell	17	at Kansas State	Nov. 16, 2008	1983-84	Harris-Stowe	110-56	W
Roderick Johnson	17	vs. Middle Tennessee	Mar. 4, 2000	1984-85	Maryville	104-59	W
Roderick Johnson	17	at Middle Tennessee	Jan. 10, 2000	1984-85	SIU Edwardsville	101-64	W
Bud Eley	17	at Oklahoma	Dec. 7, 1996	1984-85	Lindenwood	113-59	W
Bud Eley	17	vs. Troy	Dec. 1, 1995	1984-85	Harris-Stowe	126-58	W
Tyler Stone	16	at UT Martin	Feb. 12, 2014	1984-85	Missouri-St. Louis	100-86	W
Tyler Stone	16	at Tennessee Tech	Jan. 18, 2014	1985-86	Harris-Stowe	127-49	W
Nino Johnson	16	vs. Central Arkansas	Dec. 8, 2012	1985-86	Harris-Stowe	113-57	W
Nino Johnson	16	at Southeastern Louisiana	Dec. 1, 2012	1985-86	Missouri Baptist	101-55	W
LaMont Russell	16	at Northern Illinois	Nov. 22, 2009	1985-86	Truman State	104-85	W
Bud Eley	16	at Eastern Kentucky	Feb. 16, 1999	1986-87	St. Louis-Parks	127-38	W
Bud Eley	16	vs. UT Martin	Jan. 9, 1997	1987-88	Christian Brothers	105-73	W
Bud Eley	16	at Austin Peay	Jan. 4, 1997	1987-88	Quincy	104-91	W
Bud Eley	16	at Southern Illinois	Dec. 14, 1995	1987-88	Truman State	102-74	W
Luther Bonds	16	vs. Alcorn State	Dec. 4, 1992	1987-88	Northwest Missouri	109-77	W
Trey Kellum	15	vs. UT Martin	Jan. 24, 2016	1987-88	Angelo State	111-75	W
Tyler Stone	15	vs. IUPUI	Dec. 23, 2013	1988-89	Central Methodist	112-66	W
Tyler Stone	15	vs. Tennessee Tech	Jan. 19, 2013	1988-89	Concordia (Wis.)	121-79	W
Leon Powell	15	at Jacksonville State	Dec. 19, 2010	1988-89	Missouri Baptist	118-84	W
Nate Schulte	15	vs. Hannibal-LaGrange	Dec. 11, 2010	1988-89	Union University	101-80	W
Brandon Griffin	15	at Eastern Kentucky	Jan. 9, 2003	1988-89	Illinois College	105-77	W
Roderick Johnson	15	vs. Robert Morris	Dec. 11, 1999	1989-90	William Penn	111-67	W
Bud Eley	15	at Middle Tennessee	Feb. 25, 1997	1989-90	Union University	126-83	W
Bud Eley	15	vs. Morehead State	Feb. 3, 1996	1989-90	Savannah State	104-51	W
				1989-90	Union University	108-102	W
				1989-90	Missouri Southern	111-75	W
				1989-90	Truman State	106-93	W
				1989-90	Quincy	103-65	W
				1990-91	Missouri Baptist	120-99	W
				1990-91	SIU Edwardsville	111-85	W
				1990-91	Troy	117-111	W
				1990-91	UT Martin	101-73	W
				1990-91	Oral Roberts	109-107	W
				1990-91	Oakland City	121-67	W
				1992-93	Oakland City	108-69	W
				1992-93	Morehead State	107-96	W
				1993-94	Troy	119-113	W
				1993-94	Prairie View A&M	100-63	W
				1995-96	Troy	109-91	W
				02-19-02	Eastern Illinois	102-87	W
				01-13-05	Tennessee State	101-105 ^{20T}	L
				12-06-07	Tennessee State	102-95	W
				01-29-08	Austin Peay	121-116 ^{30T}	W
				12-12-09	Williams Baptist College	116-60	W
				12-11-10	Hannibal-LaGrange	101-52	W
				02-28-13	Austin Peay	108-81	W
				11-11-13	Central Baptist	118-56	W
				11-22-13	Mid-Continent	109-64	W
				11-30-13	Tulane	102-72	W
				01-11-14	Tennessee State	102-94	W
				03-01-14	Murray State	118-115 ^{20T}	W
Southeast Missouri's 100-Point Games (Since 1960-61)							
12-28-60	Arkansas State	100-78	W	1989-90			
1962-63	Missouri S&T	102-88	W	1989-90			
1962-63	McKendree	104-70	W	1990-91			
1963-64	Concordia Seminary	104-71	W	1990-91			
1963-64	UT Martin	110-80	W	1990-91			
1963-64	Missouri S&T	105-62	W	1990-91			
1963-64	Northwest Missouri	102-71	W	1990-91			
1963-64	Delta State	107-72	W	1990-91			
1963-64	Ft. Leonard Wood	135-80	W	1992-93			
1964-65	Harris Teachers College	122-76	W	1992-93			
1965-66	McKendree	114-81	W	1993-94			
1965-66	New Mexico Highlands	111-96	W	1993-94			
1965-66	Harris Teachers College	114-91	W	1995-96			
1965-66	Eastern Illinois	115-78	W	02-19-02			
1965-66	UT Martin	113-86	W	01-13-05			
1966-67	McKendree	135-76	W	12-06-07			
1968-69	Arkansas State	102-111	L	01-29-08			
1968-69	Concordia Seminary	101-70	W	12-12-09			
1968-69	Illinois State	114-102	W	12-11-10			
1969-70	Missouri S&T	101-82	W	02-28-13			
1970-71	Illinois State	111-115	L	11-11-13			
1970-71	Western Illinois	103-90	W	11-22-13			
1970-71	Lincoln University	113-92	W	11-30-13			
1970-71	Union University	109-83	W	01-11-14			
1971-72	Northwest Missouri	105-87	W	03-01-14			
1971-72	Union University	108-93	W				
1971-72	Central Missouri	109-88	W				
1972-73	Central Missouri	106-78	W				
1975-76	Northwest Missouri	101-104	L				
1976-77	New Haven	100-79	W				
1977-78	Northwest Missouri	109-82	W				
1977-78	Northwest Missouri	110-81	W				
1977-78	Kentuck Wesleyan	119-101	W				

Southeast Missouri State REDHAWKS

OVC TOURNAMENT HISTORY

Southeast Missouri's OVC

Tournament Breakdown

Appearances (Years).....	15
(1997, 1998, 1999, 2000, 2001, 2002, 2003, 2005, . 2007, 2011, 2012, 2013, 2014, 2015, 2017)	
Record.....	11-14
Record at Municipal Auditorium.....	5-6
Titles.....	1 (2000)
First Appearance.....	1997
Last Appearance.....	2017
Last OVC Tournament Result	
Lost to #4 Jacksonville State, 74-51 on Mar. 2, 2017	
Championship Game Appearances.....	2
(1999, 2000)	

Southeast Missouri's OVC Tournament

Record As:

#2 Seed.....	5-1
#5 Seed.....	2-4
#6 Seed.....	3-5
#7 Seed.....	1-2
#8 Seed.....	0-2

Southeast Missouri's OVC Tournament

Record Versus:

#1 Seed.....	1-2
#2 Seed.....	0-2
#3 Seed.....	2-5
#4 Seed.....	0-4
#5 Seed.....	0-1
#6 Seed.....	3-0
#7 Seed.....	3-0
#8 Seed.....	2-0

Results of OVC Tournaments which Southeast Missouri Participated

1997 - Nashville, Tennessee

Gaylord Entertainment Center

First Round (at campus sites)

- #1 Austin Peay 106, #8 Morehead State 83
- #2 Murray State 76, #7 Tennessee State 63
- #3 Middle Tennessee 89, #6 Southeast Missouri 74
- #4 Tennessee Tech 83, #5 Eastern Illinois 81

Semifinals

- Austin Peay 70, Tennessee Tech 60
- Murray State 74, Middle Tennessee 48

Championship

- Murray State 88, Austin Peay 85^{OT}

1998 - Nashville, Tennessee

Gaylord Entertainment Center

First Round (at campus sites)

- #1 Murray State 84, #8 Tennessee Tech 63
- #7 Tennessee State 84, #2 Eastern Illinois 79
- #3 Middle Tennessee 61, #6 Eastern Kentucky 49
- #4 Austin Peay 76, #5 Southeast Missouri 46

Semifinals

- Murray State 81, Austin Peay 56
- Tennessee State 74, Middle Tennessee 70

Championship

- Murray State 92, Tennessee State 69

1999 - Nashville, Tennessee

Gaylord Entertainment Center

First Round (at campus sites)

- #1 Murray State 96, #8 Tennessee Tech 61
- #2 Southeast Missouri 78, #7 Eastern Illinois 57
- #3 Middle Tennessee 75, #6 Tennessee State 68
- #5 Morehead State 82, #4 Austin Peay 77

Semifinals

- Murray State 92, Morehead State 69
- Southeast Missouri 82, Middle Tennessee 74

Championship

- Murray State 62, Southeast Missouri 61

2000 - Nashville, Tennessee

Gaylord Entertainment Center

First Round (at campus sites)

- #1 Murray State 83, #8 Tennessee State 58
- #2 Southeast Missouri 76, #7 UT Martin 74
- #6 Middle Tennessee 87, #3 Tennessee Tech 70
- #4 Eastern Illinois 107, #5 Austin Peay 100^{2OT}

Semifinals

- Murray State 89, Eastern Illinois 70
- Southeast Missouri 78, Middle Tennessee 60

Championship

- Southeast Missouri 67, Murray State 56

2001 - Nashville, Tennessee

Gaylord Entertainment Center

First Round (at campus sites)

- #1 Tennessee Tech 69, #8 UT Martin 58
- #2 Eastern Illinois 102, #7 Morehead State 80
- #3 Murray State 114, #6 Tennessee State 100
- #4 Austin Peay 72, #5 Southeast Missouri 70^{OT}

Semifinals

- Austin Peay 83, Tennessee Tech 63
- Eastern Illinois 97, Murray State 71

Championship

- Eastern Illinois 84, Austin Peay 83

2002 - Louisville, Kentucky

Kentucky International Convention Center

First Round (at campus sites)

- #1 Tennessee Tech 73, #8 Southeast Missouri 56
- #2 Morehead State 91, #7 Tennessee State 82
- #3 Murray State 103, #6 Eastern Illinois 56
- #4 Austin Peay 72, #5 UT Martin 69

Semifinals

- Tennessee Tech 86, Austin Peay 77
- Murray State 89, Morehead State 75

Championship

- Murray State 70, Tennessee Tech 69

2003 - Nashville, Tennessee

Gaylord Entertainment Center

First Round (at campus sites)

- #1 Austin Peay 83, #8 Eastern Kentucky 80
- #2 Morehead State 91, #7 Southeast Missouri 84
- #3 Tennessee Tech 76, #6 UT Martin 62
- #4 Murray State 74, #5 Eastern Illinois 63

Semifinals

- Austin Peay 59, Murray State 58^{OT}
- Tennessee Tech 88, Morehead State 71

Championship

- Austin Peay 63, Tennessee Tech 57

2005 - Nashville, Tennessee

Gaylord Entertainment Center

First Round (at campus sites)

- #1 Tennessee Tech 72, #8 Eastern Illinois 68
- #2 Eastern Kentucky 74, #7 Tennessee State 68
- #6 Southeast Missouri 61, #3 Murray State 58
- #5 Austin Peay 71, #4 Samford 60

Semifinals

- Austin Peay 67, Tennessee Tech 61
- Eastern Kentucky 69, Southeast Missouri 52

Championship

- Eastern Kentucky 52, Austin Peay 46

2007 - Nashville, Tennessee

Gaylord Entertainment Center

First Round (at campus sites)

- #1 Austin Peay 89, #8 Tennessee State 84^{OT}
- #2 Eastern Kentucky 63, #7 Morehead State 45
- #3 Tennessee Tech 88, #6 Southeast Missouri 60
- #5 Samford 70, #4 Murray State 60

Semifinals

- Austin Peay 65, Samford 55
- Eastern Kentucky 57, Tennessee Tech 54

Championship

- Eastern Kentucky 63, Austin Peay 62

2011 - Nashville, Tennessee

Municipal Auditorium

First Round

- #8 UT Martin 68, #5 Tennessee State 64
- #7 Southeast Missouri 65, #6 Eastern Kentucky 49

Quarterfinals

- #4 Tennessee Tech 83, UT Martin 59
- #3 Austin Peay 76, Southeast Missouri 60

Semifinals

- Tennessee Tech 64, #1 Murray State 59
- #2 Morehead State 68, Austin Peay 49

Championship

- Morehead State 80, Tennessee Tech 73

2012 - Nashville, Tennessee

Municipal Auditorium

First Round

- #5 Southeast Missouri 75, #8 Eastern Kentucky 65
- #7 Jacksonville State 75, #6 Austin Peay 70

Quarterfinals

- #4 Tennessee Tech 77, #5 Southeast Missouri 73
- #3 Morehead State 68, #6 Jacksonville State 54

Southeast Missouri State REDHAWKS

OVC TOURNAMENT HISTORY

Semifinals

#1 Murray State 78, #4 Tennessee Tech 58
#2 Tennessee State 59, #3 Morehead State 52
Championship
#1 Murray State 54, #2 Tennessee St. 52

2013 - Nashville, Tennessee Municipal Auditorium

First Round

#5 Morehead State 73, #8 UT Martin 66
#6 Southeast Missouri 78, #7 Eastern Illinois 68

Quarterfinals

#4 Tennessee State 88, #5 Morehead State 75
#3 Eastern Kentucky 84, #6 Southeast Missouri 69

Semifinals

#1 Belmont 82, #4 Tennessee State 73
#2 Murray State 81, #3 Eastern Kentucky 73

Championship

#1 Belmont 70, #2 Murray State 68

2014 - Nashville, Tennessee Municipal Auditorium

First Round

#5 Tennessee Tech 74, #8 SIU Edwardsville 67
#6 Southeast Missouri 79, #7 Eastern Illinois 61

Quarterfinals

#4 Morehead State 76, #5 Tennessee Tech 61
#3 Eastern Kentucky 84, #6 Southeast Missouri 76

Semifinals

#1 Belmont 86, #4 Morehead State 63
#3 Eastern Kentucky 86, #2 Murray State 83

Championship

#3 Eastern Kentucky 79, #1 Belmont 73

2015 - Nashville, Tennessee Municipal Auditorium

First Round

#5 Morehead State 79, #8 Southeast Missouri 74
#6 Eastern Illinois 78, #7 SIU Edwardsville 66

Quarterfinals

#5 Morehead State 76, #4 UT Martin 65
#3 Belmont 97, #6 Eastern Illinois 64

Semifinals

#1 Murray State 80, #5 Morehead State 77
#3 Belmont 53, #2 Eastern Kentucky 52

Championship

#3 Belmont 88, #1 Murray State 87

2017 - Nashville, Tennessee Municipal Auditorium

First Round

#5 Southeast Missouri 78, #8 Tennessee State 75^{OT}
#7 Murray State 85, #6 Tennessee Tech 84^{2OT}

Quarterfinals

#4 Jacksonville State 74, #5 Southeast Missouri 51
#7 Murray State 75, #3 Morehead State 69

Semifinals

#4 Jacksonville State 65, #1 Belmont 59
#2 UT Martin 73, #7 Murray State 67

Championship

#4 Jacksonville State 66, #2 UT Martin 55

Southeast Missouri's NCAA Tournament

Breakdown

Appearances (Year)..... 1 (2000)
Record.....0-1
Result

Lost to LSU, 64-61, in First Round at
Salt Lake City, Utah

Year-by-Year

OVC Tournament Winners

1948-49	Western Kentucky
1949-50	Eastern Kentucky
1950-51	Murray State
1951-52	Western Kentucky
1952-53	Western Kentucky
1953-54	Western Kentucky
1954-55	Eastern Kentucky
1963-64	Murray State
1964-65	Western Kentucky
1965-66	Western Kentucky
1966-67	Tennessee Tech
1974-75	Middle Tennessee
1975-76	Western Kentucky
1976-77	Middle Tennessee
1977-78	Western Kentucky
1978-79	Eastern Kentucky
1979-80	Western Kentucky
1981-82	Middle Tennessee
1982-83	Morehead State
1983-84	Morehead State
1984-85	Middle Tennessee
1985-86	Akron
1986-87	Austin Peay
1987-88	Murray State
1988-89	Middle Tennessee
1989-90	Murray State
1990-91	Murray State
1991-92	Murray State
1992-93	Tennessee State
1993-94	Tennessee State
1994-95	Murray State
1995-96	Austin Peay
1996-97	Murray State
1997-98	Murray State
1998-99	Murray State
1999-00	Southeast Missouri
2000-01	Eastern Illinois
2001-02	Murray State
2002-03	Austin Peay
2003-04	Murray State
2004-05	Eastern Kentucky
2005-06	Murray State
2006-07	Eastern Kentucky
2007-08	Austin Peay
2008-09	Morehead State
2009-10	Murray State
2010-11	Morehead State
2011-12	Murray State
2012-13	Belmont
2013-14	Eastern Kentucky
2014-15	Belmont
2015-16	Austin Peay
2016-17	Jacksonville State

Team Records in OVC Tournament

Akron (1978-87).....	4-2
Austin Peay (1962-present).....	42-33
Belmont (2012-present).....	6-3
East Tennessee State (1957-78).....	3-6
Eastern Illinois (1996-present).....	6-13
Eastern Kentucky (1948-present).....	38-34
Evansville (1948-52).....	1-4
Jacksonville State (2003-present).....	5-4
Louisville (1948-50).....	2-1
Marshall (1949-52).....	2-4
Middle Tennessee State (1952-00).....	23-24
Morehead State (1948-present).....	32-43
Murray State (1948-present).....	67-37
Samford (2003-08).....	3-5
Southeast Missouri (1991-present).....	11-14
SIU Edwardsville (2012-present).....	0-2
Tennessee State (1986-present).....	12-25
Tennessee Tech (1949-present).....	24-43
UT Martin (1992-present).....	4-11
Western Kentucky (1948-82).....	34-7
Youngstown State (1980-88).....	3-5

Current OVC Members in Bold

All-Time Tournament Championship Breakdown

Murray State.....	15
Western Kentucky.....	10
Eastern Kentucky.....	6
Middle Tennessee.....	5
Austin Peay.....	5
Morehead State.....	4
Belmont.....	2
Tennessee State.....	2
Akron.....	1
Eastern Illinois.....	1
Southeast Missouri.....	1
Tennessee Tech.....	1
Jacksonville State.....	1

Southeast Missouri's OVC All-Tournament Selections

Mike Branson, F.....	1999
Bud Eley, C.....	1999
Mike Branson, F.....	2000
Roderick Johnson, F.....	2000
Denzel Mahoney, G.....	2017

Southeast Missouri's OVC Tournament Records vs.

*Austin Peay (last played in 2011).....	0-3
*Eastern Illinois (last played in 2014).....	3-0
*Eastern Kentucky (last played in 2014).....	2-3
Middle Tennessee (last played in 2000).....	2-1
*Morehead State (last played in 2003).....	0-2
*Murray State (last played in 2005).....	2-1
*Tennessee Tech (last played in 2012).....	0-3
*UT Martin (last played in 2000).....	1-0

* - Active OVC Members

Southeast Missouri State REDHAWKS

YEARLY RESULTS (SINCE 1962)

1961-62

Overall Record: 18-7
Head Coach: Charles Parsley

Opponent		SE	OPP
Arkansas State Teachers	W	83	74
Arkansas State	L	65	66
MacMurray (Ill.)	W	91	66
Kentucky Wesleyan	W	71	69
Concordia (St. Louis)	W	74	58
Peru State (Neb.)	L	61	65
Ottawa (Kan.)	W	88	66
Missouri S&T	W	93	71
Arkansas Tech	L	83	84
Central Missouri	L	69	76
Arkansas State	W	83	58
Northwest Missouri	W	65	62
Truman State	W	72	59
Northwest Missouri	W	86	56
Kentucky Wesleyan	L	83	93
Missouri State	W	91	67
Central Missouri	W	76	69
Missouri State	L	56	64
Missouri S&T	W	93	68
Truman State	W	77	74
Central Missouri	W	74	66
Missouri S&T	W	95	91 ^{OT}
Abilene Christian	W	57	55
Arkansas State	W	76	64
Nebraska Wesleyan	L	61	71 ^{OT}

* MIAA Champions

* NCAA Southwest Regional Participant

1962-63

Overall Record: 21-4
Head Coach: Charles Parsley

Opponent		SE	OPP
Union University	W	97	73
Arkansas State	W	90	81
Concordia (St. Louis)	W	91	74
UT Martin	W	93	77
Panhandle A&M	W	95	68
Missouri S&T	W	95	79
Missouri State	W	71	64
Northwest Missouri	W	92	70
Central Missouri	W	76	75
Concordia (St. Louis)	W	78	62
Missouri S&T	W	102	88
Southern Illinois	W	72	68
Truman State	W	76	70
Northwest Missouri	W	66	55
Truman State	W	55	52
Arkansas State	L	65	79
Missouri State	W	74	70
Northwest Missouri	W	72	58
Southern Illinois	W	67	60
Missouri State	W	74	73
Central Missouri	L	70	90
Missouri S&T	W	85	80
McKendree	W	104	70
Southern Illinois	L	79	86
Arkansas State	L	75	77

* MIAA Champions

1963-64

Overall Record: 18-5
Head Coach: Charles Parsley

Opponent		SE	OPP
Union University	W	95	90
Arkansas State	W	80	75
Concordia (St. Louis)	W	104	71
UT Martin	W	110	80
McKendree	W	84	66
Missouri S&T	W	74	63
Southern Illinois	L	62	70
Truman State	L	66	84
Truman State	W	80	77
UT Martin	W	63	56
Central Missouri	W	68	66
Arkansas State	L	53	75
Missouri S&T	W	105	62
Missouri State	L	76	83
Central Missouri	W	82	81
Northwest Missouri	W	102	71
Delta State	W	107	72
Ft. Leonard Wood	W	135	80
Missouri State	W	77	70
Truman State	W	88	86
Northwest Missouri	W	94	77
Missouri S&T	W	93	73
Delta State	L	90	92

* MIAA Champions

1964-65

Overall Record: 15-8
Head Coach: Charles Parsley

Opponent		SE	OPP
UT Martin	W	71	55
Union University	W	99	63
Concordia (St. Louis)	L	76	81
Union University	W	91	76
Harris Teachers	W	93	83
Arkansas State	W	72	58
UT Martin	W	76	66
Lincoln University	L	81	90
Missouri S&T	W	82	79
Truman State	L	72	73
Northwest Missouri*	W	96	64
Truman State*	W	80	67
McKendree	W	85	65
Northwest Missouri*	W	90	57
Missouri State*	W	88	80
Central Missouri*	L	57	62
Missouri State*	L	64	68
Missouri S&T*	W	97	62
Arkansas State	L	69	97
Truman State*	W	83	79
Central Missouri*	L	70	80
Harris Teachers	W	122	76
Missouri S&T*	L	78	81

* Conference Game

1965-66

Overall Record: 13-9
Head Coach: Charles Parsley

Opponent		SE	OPP
McKendree	W	114	81
Concordia (St. Louis)	W	72	68
Arkansas State	L	72	73
Missouri State	L	65	72
Central Missouri	W	81	75
New Mexico Highlands	W	111	96
Ohio Northern	W	92	79
UT Martin	L	84	92
Western Illinois	L	81	84
Northwest Missouri	W	96	70
Truman State	W	62	54
Harris Teachers	W	114	91
Eastern Illinois	W	115	78
Arkansas State	L	81	96
Northwest Missouri	W	88	75
Truman State	W	84	78
Missouri S&T	L	83	88
Missouri S&T	W	92	81
Eastern Illinois	L	80	81
Missouri State	L	77	91
Central Missouri	L	61	68
UT Martin	W	113	86

1966-67

Overall Record: 15-6
Head Coach: Charles Parsley

Opponent		SE	OPP
Eastern Illinois	W	86	74
Concordia (St. Louis)	W	76	71
Harris Teachers	L	82	84
Central Missouri*	W	79	73
Missouri State*	L	69	78
Sam Houston State	W	72	68
UT Martin	W	75	71
Truman State*	W	90	76
Northwest Missouri*	W	81	76
Eastern Illinois	W	73	72
McKendree	W	135	76
Western Illinois	W	93	78
UT Martin	L	77	87
Truman State*	W	82	78
Northwest Missouri*	L	77	78
Missouri S&T*	W	74	69
Missouri S&T*	W	78	73
Arkansas State	L	85	99
Central Missouri*	W	75	65
Missouri State*	L	69	85
Arkansas State	W	74	68

* Conference Game

1968-69

Overall Record: 7-15
Head Coach: Charles Parsley

Opponent		SE	OPP
Missouri-St. Louis	L	68	73
McKendree	L	71	75
Austin Peay	L	85	92
Kentucky Wesleyan	L	83	97
Missouri S&T*	W	79	78
Arkansas State	W	78	77
Eastern Illinois	L	72	76

Southeast Missouri State REDHAWKS

YEARLY RESULTS (SINCE 1962)

Central Missouri*	L	78	92
Missouri State*	L	66	107
Truman State*	L	62	82
Northwest Missouri*	L	74	76
Arkansas State	L	102	111
Austin Peay	W	82	81
Truman State*	L	86	88
Northwest Missouri*	L	69	89
Washington University	L	69	95
Missouri S&T*	W	90	69
Central Missouri*	L	97	98 ^{OT}
Missouri State*	L	63	77
Concordia (St. Louis)	W	101	70
Illinois State	W	114	102
Quincy	W	95	91

* Conference Game

1969-70

Overall Record: 9-12
Head Coach: Charles Parsley

Opponent		SE	OPP
Peru State (Neb.)	W	81	70
McKendree	L	83	95
Illinois State	L	76	84
Missouri-St. Louis*	W	88	86
Missouri State*	L	63	87
Central Missouri*	L	66	88
North Park College	L	88	91
Missouri S&T*	W	71	62
Arkansas State	W	79	57
Kentucky Wesleyan	L	81	91
Concordia (St. Louis)	L	72	76
Arkansas State	L	66	76
Missouri State*	L	73	84
Central Missouri*	W	93	88
Northwest Missouri*	L	82	99
Truman State*	W	84	75
Washington-St. Louis	L	62	80
Northwest Missouri*	L	69	84
Truman State*	W	82	81
Eastern Illinois	W	87	80
Missouri S&T*	W	101	82

* Conference Game

1970-71

Overall Record: 13-10
Head Coach: Bob Cradic

Date	Opponent		SE	OPP
D1	Union University (forfeit)	W	2	0
D3	Missouri-St. Louis	W	90	87
D5	Concordia (St. Louis)	L	77	87
D12	Lincoln University*	W	94	87
D14	Missouri S&T	W	78	75
D19	Illinois State	L	111	115
J5	Arkansas State	L	77	116
J9	Truman State*	L	81	89
J11	Northwest Missouri*	L	65	80
J16	Missouri S&T*	W	87	78
J25	Western Illinois	W	103	90
J30	Northwest Missouri*	W	92	85
F1	Truman State*	L	86	93
F6	Central Missouri*	L	62	91
F8	Missouri State*	L	81	85
F11	Washington-St. Louis	W	98	61
F13	Lincoln University*	W	113	92

F15	Arkansas State	W	97	88
F17	Kentucky Wesleyan	L	79	88
F20	Central Missouri*	W	75	74
F22	Missouri State*	W	89	76
F25	Union University	W	109	83
M1	Eastern Illinois	L	78	88

* Conference Game

1971-72

Overall Record: 15-9
Head Coach: Bob Cradic

Date	Opponent		SE	OPP
D1	Concordia (St. Louis)	W	99	71
D3	Missouri-St. Louis	W	79	78
D8	Illinois State	L	72	99
D11	Lincoln University*	L	77	88
D17	UT Martin	W	97	85
D18	Austin Peay	W	96	93
J6	Christian Brothers College	W	86	70
J10	Truman State*	L	74	77
J11	Northwest Missouri*	W	105	87
J15	Missouri S&T*	L	86	95
J20	Union University	L	98	116
J22	Missouri S&T*	W	85	73
J24	Western Illinois	W	94	93
J31	Northwest Missouri*	W	85	80
F3	Union University	W	108	93
F5	Central Missouri*	W	77	73
F7	Missouri State*	W	79	78
F10	Kentucky Wesleyan	L	85	90
F12	Lincoln University*	L	79	87
F14	Truman State*	W	81	78
F19	Central Missouri*	W	109	88
F21	Missouri State*	L	78	96
F24	SIU Edwardsville	W	87	82
F26	UT Martin	L	87	91

* Conference Game

1972-73

Overall Record: 11-13
Head Coach: Bob Cradic

Date	Opponent		SE	OPP
D1	Northwestern Oklahoma	W	63	59
D5	SIU Edwardsville	L	84	89
D12	Concordia (St. Louis)	W	82	64
D15	Benedictine	W	80	58
D16	Transylvania	W	82	71
D22	UT Martin	W	81	72
J4	Missouri State	L	62	66
J5	Central Missouri	W	106	78
J6	Truman State	L	73	75
J10	Christian Brothers College	L	63	66
J13	Truman State*	W	80	71
J15	Northwest Missouri*	W	66	65
J20	Missouri State*	L	58	75
J22	Central Missouri*	L	76	87
J27	Missouri S&T*	L	73	91
J29	Lincoln University*	L	62	65
F3	Missouri S&T*	L	61	75
F5	Lincoln University*	L	67	70
F10	Northwest Missouri*	L	68	85
F12	Truman State*	L	80	94
F15	Kentucky Wesleyan	W	94	93
F17	College of Racine	W	83	57

F24	Missouri State*	L	64	72
F26	Central Missouri*	W	93	78

* Conference Game

1973-74

Overall Record: 10-14
Head Coach: Bob Cradic

Date	Opponent		SE	OPP
N30	West Florida	L	70	78
D1	Samford	L	66	80
D5	Peru State (Neb.)	W	99	70
D7	Bethel College	W	81	64
D8	Henderson State	L	63	66
J3	Missouri S&T	L	67	76
J4	Truman State	W	74	64
J5	Central Missouri	W	84	80
J8	Arkansas State	L	55	67
J12	Truman State*	W	95	82
J14	Northwest Missouri*	L	73	74
J18	Central Missouri*	W	94	73
J19	Missouri State*	L	69	70
J21	Arkansas State	L	87	90
J26	Missouri S&T*	W	79	76
J28	Lincoln University*	W	72	67
F2	Missouri S&T*	L	79	87
F4	Lincoln University*	L	86	87
F9	Northwest Missouri*	L	65	66
F11	Truman State*	W	83	73
F16	Christian Brothers College	W	84	55
F18	Kentucky Wesleyan	L	87	93
F22	Central Missouri*	L	71	89
F23	Missouri State*	L	67	77

* Conference Game

1974-75

Overall Record: 14-12
Head Coach: Bob Cradic

	Opponent		SE	OPP
N30	Concordia (St. Louis)	W	101	65
D5	at Arkansas State	L	80	100
D7	Indiana State	W	92	68
D10	at Delta State	L	71	78
D18	Earlham College	W	90	62
J2	vs. Central Missouri	W	105	100
J3	vs. Lincoln University	W	90	57
J4	vs. Missouri State	W	64	62
J9	at Indiana State	L	81	92
J11	Truman State	W	92	82
J13	Northwest Missouri	W	91	85
J17	at Central Missouri	L	76	99
J18	at Missouri State	L	67	79
J25	at Missouri S&T	L	54	79
J27	at Lincoln University	L	66	75
J30	Delta State	L	76	94
F1	Missouri S&T	W	90	61
F3	Lincoln University	W	75	67
F5	Arkansas State	L	80	82
F8	at Northwest Missouri	W	87	80
F10	at Truman State	L	73	97
F15	at Christian Brothers College	W	71	68
F19	at Kentucky Wesleyan	L	73	107
F21	Central Missouri	W	102	96
F22	Missouri State	W	87	86
F26	at Eastern Illinois	L	77	92

Southeast Missouri State REDHAWKS

YEARLY RESULTS (SINCE 1962)

1975-76

Overall Record: 5-19
Head Coach: Bob Cradic

Date	Opponent		SE	OPP
N28	Culver-Stockton	W	84	78
D3	Oral Roberts	L	56	89
D9	Arkansas State	L	63	94
D11	Kentucky Wesleyan	L	78	81
D13	Delta State	W	76	75
J1	Northwest Missouri	L	80	91
J2	SIU Edwardsville	L	75	77
J3	Lincoln University	L	60	68
J10	Truman State	L	81	88
J12	Northwest Missouri	W	86	84
J16	Central Missouri	L	72	83
J17	Missouri State	L	67	80
J21	Christian Brothers College	W	95	94
J24	Missouri S&T	L	73	74
J26	Lincoln University	L	76	89
J28	Delta State	L	77	94
J31	Missouri S&T	L	69	84
F2	Lincoln University	L	73	78
F7	Northwest Missouri	L	101	104
F9	Truman State	L	84	89
F14	Arkansas State	L	78	93
F16	Christian Brothers College	W	92	72
F20	Central Missouri	L	65	91
F21	Missouri State	L	49	80

1976-77

Overall Record: 8-18
Head Coach: Carroll Williams

Date	Opponent		SE	OPP
D1	Missouri Baptist	W	96	65
D3	at Culver-Stockton	L	81	96
D4	at Bradley	L	80	119
D9	Christian Brothers College	W	82	78
D11	Union University	W	82	73
J6	at Truman State	L	82	87
J7	at Central Missouri	L	79	108
J8	at Northwest Missouri	W	78	67
J11	New Haven	W	100	79
J15	Truman State	L	73	82
J17	Northwest Missouri	W	82	81
J22	at Missouri State	L	77	95
J24	at Central Missouri	L	58	60
J26	Missouri-St. Louis	L	81	93
J29	at Missouri S&T	L	75	89
J31	at Lincoln University	L	70	99
F2	at Kentucky Wesleyan	W	86	79
F5	Missouri S&T	L	80	88
F7	Lincoln University	L	57	77
F10	Arkansas State	L	72	74
F12	at Northwest Missouri	L	77	83
F14	Truman State	W	95	91
F19	at Missouri-St. Louis	L	76	103
F21	at Arkansas State	L	77	85
F26	Missouri State	L	83	85
F28	Central Missouri	L	77	92

1977-78

Overall Record: 11-15
Head Coach: Carroll Williams

Date	Opponent		SE	OPP
D3	at Christian Brothers College	L	61	64
D5	Westminster College	W	89	67
D9	Missouri Southern	W	73	71
D14	McKendree	W	91	65
D17	Culver-Stockton	W	76	72
D31	at Missouri Baptist	W	81	45
J5	at Central Missouri	L	70	84
J6	at Northwest Missouri	W	109	82
J7	at Lincoln University	L	77	80
J12	at Missouri S&T	L	72	76
J14	at Lincoln University	L	71	72
J18	at Missouri-St. Louis	L	73	88
J21	Truman State	L	82	92
J23	Northwest Missouri	W	110	81
J28	at Central Missouri	L	81	105
J30	at Missouri State	L	72	79
F1	Missouri Baptist	W	96	69
F4	Missouri-St. Louis	W	82	59
F6	Missouri S&T	W	87	75
F11	Lincoln University	L	77	78
F13	Kentucky Wesleyan	W	119	101
F15	at McKendree	L	77	83
F18	at Northwest Missouri	L	68	83
F20	at Truman State	L	92	111
F25	Missouri State	L	82	84
F27	Central Missouri	L	91	96

1978-79

Overall Record: 19-9
Head Coach: Carroll Williams

Date	Opponent		SE	OPP
N27	Christian Brothers College	W	89	78
N29	McKendree	W	114	80
D6	at Westminster College	L	70	75
D9	at Missouri Southern	W	73	71
D11	at Arkansas	L	51	90
D29	at Missouri-St. Louis	W	95	78
<i>MIAA Tournament (Springfield, Mo.)</i>				
J4	vs. Lincoln University	L	63	64
J5	vs. Evangel University	W	79	64
J6	vs. Missouri S&T	W	62	54
J11	Missouri S&T	W	78	61
J13	Lincoln University	W	69	64 ^{OT}
J20	at Truman State	L	84	86
J22	at Northwest Missouri	L	68	81
J27	Central Missouri	W	109	102
J29	Missouri State	W	78	64
F1	Illinois College	W	106	70
F3	Missouri Baptist	W	81	58
F5	at Missouri S&T	W	74	69
F7	at McKendree	W	96	81
F10	at Lincoln University	W	74	70
F13	UT Martin	W	81	72
F17	Northwest Missouri	W	96	84
F19	Truman State	L	68	70
F24	at Missouri State	L	71	81
F26	at Central Missouri	L	71	77
F28	Missouri-St. Louis	W	98	75
<i>NCAA Division II South Central Regional (Thibodaux, La.)</i>				
M2	vs. Nicholls State	L	74	89
M3	vs. Truman State	W	86	82

1979-80

Overall Record: 14-12
Head Coach: Carroll Williams

Date	Opponent		SE	OPP
D1	Maryville	W	69	53
D4	at Illinois College	W	63	53
D8	at Delta State	L	78	85
D10	Alabama-Huntsville	L	65	85
D12	Evansville	L	80	89
D28	Hendrix College	L	67	85
J2	Missouri S&T	L	63	93
J3	Lincoln University	L	65	67
J4	Missouri Southern	L	87	95
J8	McKendree	W	98	90
J12	Lincoln University	W	84	74
J15	Missouri-St. Louis	W	80	76
J19	Truman State	W	91	70
J21	Northwest Missouri	W	80	76 ^{OT}
J26	at Central Missouri	L	80	95
J28	at Missouri State	L	65	77
J30	at UT Martin	L	74	85
F2	at Missouri-St. Louis	W	70	67
F4	Missouri S&T	W	88	75
F9	Lincoln University	W	81	72
F11	Missouri Baptist	W	92	84
F16	at Northwest Missouri	L	75	89
F18	at Truman State	W	76	75 ^{2OT}
F23	Missouri State	W	90	71
F25	Central Missouri	L	81	85
F27	at Missouri S&T	W	100	93

1980-81

Overall Record: 11-16
Head Coach: Carroll Williams

Date	Opponent		SE	OPP
D1	Lindenwood College	W	84	66
D3	Drury College	L	66	78
D6	Maryville	W	95	63
D8	Oakland City	W	99	75
D10	at Evansville	W	89	84
D19	at Alabama-Huntsville	L	87	120
J3	at Drury College	L	72	74
J5	UT Martin	W	73	71
J7	Missouri S&T	L	69	71
J10	Lincoln University	W	80	77
J14	at Oakland City	W	78	73
J17	at Truman State	L	81	96
J19	at Northwest Missouri	L	58	73
J21	at McKendree	L	78	90
J24	Central Missouri	L	85	86
J26	Missouri State	L	76	84
J29	Missouri Baptist	W	88	81
J31	at Missouri-St. Louis	L	59	61
F2	at Missouri S&T	L	56	62
F7	at Lincoln University	L	76	79
F9	Missouri-St. Louis	L	69	72
F12	Illinois College	W	88	67
F14	Northwest Missouri	W	77	72
F16	Truman State	L	59	65
F19	at Central Missouri	L	70	103
F21	at Missouri State	W	73	68
<i>MIAA Tournament</i>				
F24	at Central Missouri	L	66	80

Southeast Missouri State REDHAWKS

YEARLY RESULTS (SINCE 1962)

1981-82

Overall Record: 21-10
Conference Record: 9-3
Head Coach: Ron Shumate

Date	Opponent	SE	OPP
N21	at Central Arkansas	L	46 64
N24	SIU Edwardsville	W	67 57
N28	at Southern Illinois	L	67 91

Coke Classic (St. Louis, Mo.)

D4	vs. Southwest Baptist	L	54 59
D5	vs. SIU Edwardsville	W	87 61
D7	Maryville	W	97 62
D10	Central Arkansas	W	79 72
D14	Missouri Baptist	W	64 53
J6	at Missouri-St. Louis*	L	52 64
J9	at Northwest Missouri*	L	58 83
J11	at Truman State*	L	72 78
J13	at UT Martin	L	43 77
J16	Missouri State	W	58 54
J18	Central Missouri*	W	56 54
J20	Oakland City	W	68 61
J23	Missouri S&T*	W	80 68
J25	Lincoln University*	W	66 65
J27	McKendree	W	91 87
J30	Northwest Missouri*	W	78 62
F1	Truman State*	W	78 70
F4	at SIU Edwardsville	W	81 62
F8	at Central Missouri*	W	52 51
F10	at Missouri State	L	65 79
F13	at Missouri S&T*	W	93 74
F15	at Lincoln University*	W	61 58
F20	Missouri-St. Louis*	W	67 60

MIAA Tournament

F21	vs. Truman State	W	67 64
F22	vs. Central Missouri	L	64 67

NCAA Division II South Central Regional

(Warrensburg, Mo.)

vs. Central Florida	W	60 55
vs. UT Martin	W	56 53

NCAA Division II Quarterfinals

(Lakeland, Fla.)

vs. Florida Southern	L	73 87
----------------------	---	-------

* Conference Game

* MIAA Champions

1982-83

Overall Record: 25-6
Conference Record: 10-2
Head Coach: Ron Shumate

Date	Opponent	SE	OPP
N22	Central Arkansas	W	63 50
N24	UMKC	W	75 65
N27	at Arkansas	L	57 74
N29	Arkansas College	W	75 63
D2	at McKendree	W	94 86
D4	at Southern Illinois	W	55 50
D8	at Central Arkansas	L	63 78
D10	UT Martin	W	92 65
D18	School of the Ozarks	W	85 43
J4	Oakland City	W	84 61
J12	at Missouri-St. Louis*	W	78 65
J15	Truman State*	W	84 62
J20	at Southwest Baptist	L	63 67
J22	Central Missouri*	W	99 80
J24	at School of the Ozarks	W	76 73
J26	at Missouri S&T*	W	77 75

J29	Lincoln University*	L	72 73
J31	Southwest Baptist	W	92 58
F2	Northwest Missouri*	W	74 52
F5	at Truman State*	W	80 69
F7	at UMKC	W	70 60
F12	at Central Missouri*	L	77 88
F16	Missouri S&T*	W	95 67
F19	at Lincoln University*	W	68 60
F23	at Northwest Missouri*	W	92 58
F26	Missouri-St. Louis*	W	92 75

MIAA Tournament

vs. Missouri-St. Louis	W	84 72
------------------------	---	-------

vs. Central Missouri	W	83 59
----------------------	---	-------

NCAA Division II South Central Regional

vs. UT Martin	W	83 71
---------------	---	-------

vs. Central Missouri	W	74 69
----------------------	---	-------

NCAA Division II Quarterfinals

vs. Cal State-Bakersfield	L	70 75
---------------------------	---	-------

* Conference Game

* MIAA Champions

1983-84

Overall Record: 16-12
Conference Record: 7-5
Head Coach: Ron Shumate

Date	Opponent	SE	OPP
N28	at Central Arkansas	W	74 70
N29	McKendree	W	93 69
D1	at Arkansas	L	69 98
D3	Missouri Southern	W	84 79
D5	Central Arkansas	W	77 63
D8	Drury College	W	75 58
D17	Christian Brothers College	W	69 61
D28	at Montana State	L	58 83
D29	at Montana	L	50 72
J3	at UT Martin	L	64 78
J6	Harris-Stowe	W	110 56
J7	at Missouri Southern	W	77 60
J9	at Drury	L	68 70 ^{OT}
J11	Missouri-St. Louis*	W	67 62
J14	at Truman State*	L	75 80
J18	Missouri Baptist	W	68 57
J21	at Central Missouri*	L	47 49 ^{OT}
J25	Missouri S&T*	W	68 65
J28	at Lincoln University*	W	57 45
F1	at Northwest Missouri*	L	56 61
F4	Truman State*	W	88 78
F11	Central Missouri*	L	54 56
F13	at Missouri Baptist	W	76 74
F15	at Missouri S&T*	L	71 81
F18	Lincoln University*	W	67 61
F22	Northwest Missouri*	W	78 62
F25	at Missouri-St. Louis*	W	77 73

MIAA Tournament

vs. Northwest Missouri	L	72 80
------------------------	---	-------

* Conference Game

1984-85

Overall Record: 24-8
Conference Record: 9-3
Head Coach: Ron Shumate

Date	Opponent	SE	OPP
N21	Christian Brothers College	L	61 63
N29	Henderson State	W	70 54
D1	UT Martin	W	74 59

D3	Quincy	W	58 52 ^{OT}
D6	at Henderson State	W	70 65
D8	at Mississippi State	L	56 63
D10	Maryville	W	104 59
D14	SIU Edwardsville	W	101 64
D22	at Purdue	L	54 70
J5	at SIU Edwardsville	W	63 58
J7	Missouri Baptist	W	83 49
J9	Missouri S&T*	W	72 60
J12	at Northwest Missouri*	L	67 73
J14	Lindenwood	W	113 59
J16	at Quincy	L	77 91
J19	Central Missouri*	L	67 68
J23	Missouri-St. Louis*	W	95 73
J26	Truman State*	W	86 67
J30	at Lincoln University*	W	65 62
F2	at Missouri S&T*	W	80 57
F4	Harris-Stowe	W	126 58
F7	at Missouri Baptist	W	74 41
F9	Northwest Missouri*	W	73 53
F13	at Missouri-St. Louis*	W	100 86
F16	at Central Missouri*	W	46 40
F20	Lincoln University*	W	87 58
F23	at Truman State*	L	44 47

MIAA Tournament

vs. Truman State	W	92 65
------------------	---	-------

vs. Central Missouri	W	90 84
----------------------	---	-------

NCAA Division II South Central Regional

(Warrensburg, Mo.)

vs. Alabama A&M	W	85 74
-----------------	---	-------

vs. Delta State	W	67 59
-----------------	---	-------

NCAA Division II Quarterfinals

(Cape Girardeau, Mo.)

vs. Jacksonville State	L	79 80
------------------------	---	-------

* Conference Game

* MIAA Champions

1985-86

Overall Record: 27-7
Conference Record: 10-2
Head Coach: Ron Shumate

Date	Opponent	SE	OPP
N23	at Illinois State	L	73 79
N25	at Henderson State	L	72 74
N29	Rust College	W	64 41
D2	Harris-Stowe	W	127 49
D9	at UT Martin	L	67 84
D10	Christian Brothers College	W	74 67
D11	at Quincy	L	66 76
D14	Henderson State	W	96 50
D21	at Rust College	W	63 60

River City Classic (Cape Girardeau, Mo.)

J3	vs. UMKC	W	70 60
----	----------	---	-------

J4	vs. Central Arkansas	W	59 46
----	----------------------	---	-------

J8	at Missouri S&T*	L	67 80
----	------------------	---	-------

J11	Northwest Missouri*	W	67 66
-----	---------------------	---	-------

J13	Quincy	W	66 63
-----	--------	---	-------

J18	at Central Missouri*	L	73 78
-----	----------------------	---	-------

J22	at Missouri-St. Louis*	W	96 65
-----	------------------------	---	-------

J25	at Truman State*	W	73 60
-----	------------------	---	-------

J27	at Harris-Stowe	W	113 57
-----	-----------------	---	--------

J29	Lincoln University*	W	77 58
-----	---------------------	---	-------

F1	Missouri S&T*	W	65 56
----	---------------	---	-------

F6	at Missouri Baptist	W	101 55
----	---------------------	---	--------

F8	at Northwest Missouri*	W	84 80
----	------------------------	---	-------

F10	SIU Edwardsville	W	90 79
-----	------------------	---	-------

F12	Missouri-St. Louis*	W	99 85
-----	---------------------	---	-------

Southeast Missouri State REDHAWKS

YEARLY RESULTS (SINCE 1962)

F15	Central Missouri*	W	92	75
F19	at Lincoln University*	W	77	73
F22	Truman State*	W	104	85

MIAA Tournament

vs. Truman State	W	99	85
vs. Central Missouri	W	84	63

NCAA Division II South Central Regional

(Cape Girardeau, Mo.)

vs. Abilene Christian	W	94	72
vs. Delta State	W	75	74

NCAA Division II National Finals

(Springfield, Mass.)

vs. Cal State-Hayward	W	85	69
vs. Cheyney State	W	90	81
vs. Sacred Heart	L	87	93

* Conference Game

* MIAA Champions

1986-87

Overall Record: 20-11

Conference Record: 8-6

Head Coach: Ron Shumate

Date	Opponent		SE	OPP
N22	at SIU Edwardsville	L	62	72
N24	St. Louis Parks University	W	127	38
N29	Christian Brothers College	W	75	65
D3	at Delta State	L	73	76
D6	at UT Martin	L	64	66
D8	Sewanee	W	96	71
D10	Philander Smith College	W	91	60
D20	Delta State	W	74	70

River City Classic (Cape Girardeau, Mo.)

J2	vs. Harding	W	75	67
J3	vs. Central Arkansas	W	77	76 OT
J7	Missouri S&T*	W	75	66
J10	at Northwest Missouri*	L	69	79
J12	at Quincy	L	75	78 OT
J14	Southwest Baptist*	L	75	83
J17	Central Missouri*	W	68	66
J21	Missouri-St. Louis*	W	83	64
J24	Truman State*	W	90	59
J26	Quincy	W	77	46
J28	at Lincoln University*	L	65	68
J31	at Missouri S&T*	W	88	79
F3	at Southwest Baptist*	L	55	71
F5	Missouri Baptist	W	95	70
F7	Northwest Missouri*	W	84	57
F11	at Missouri-St. Louis*	L	81	82 OT
F14	at Central Missouri*	L	82	83
F18	Lincoln University*	W	76	68
F21	at Truman State*	W	89	72

MIAA Tournament

vs. Northwest Missouri	W	79	78
vs. Lincoln University	W	77	74

NCAA Division II South Central Regional

(Amarillo, Texas)

vs. West Texas State	W	72	71
vs. Delta State	L	84	90 OT

* Conference Game

1987-88

Overall Record: 28-4

Conference Record: 13-1

Head Coach: Ron Shumate

Date	Opponent		SE	OPP
N21	Southern Arkansas	W	84	66
<u>River City Classic (Cape Girardeau, Mo.)</u>				
N27	vs. North Alabama	W	75	63
N28	vs. West Georgia	W	76	62
D2	Delta State	L	60	68
D5	UT Martin	W	89	77
D7	Christian Brothers College	W	105	73
D9	at Quincy	W	79	56
D12	at Missouri Western	W	85	65
D19	at Delta State	W	81	79
J4	Quincy	W	104	91
J5	Missouri Western	W	84	71
J9	Central Methodist	W	94	73
J13	at Missouri S&T*	W	90	83
J16	at Northwest Missouri*	W	93	71
J20	Southwest Baptist*	W	97	65
J23	Central Missouri*	W	86	65
J27	at Missouri-St. Louis*	W	76	74
J30	Truman State*	W	102	74
F3	at Lincoln University*	W	76	63
F4	at Missouri Baptist	W	81	69
F6	Missouri S&T*	W	95	78
F9	at Southwest Baptist*	W	82	80
F13	Northwest Missouri*	W	109	77
F17	Missouri-St. Louis*	W	89	80 OT
F20	at Central Missouri*	L	79	81
F24	Lincoln University*	W	99	77
F27	at Truman State*	W	85	64

MIAA Tournament

vs. Central Missouri	W	93	78
vs. Missouri-St. Louis	L	78	81

NCAA Division II South Central Regional

(Cape Girardeau, Mo.)

vs. Angelo State	W	111	75
vs. Missouri-St. Louis	W	73	69

NCAA Division II Quarterfinals

(Normal, Ala.)

vs. Florida Southern	L	75	78
----------------------	---	----	----

* Conference Game

* MIAA Champions

1988-89

Overall Record: 27-6

Conference Record: 12-2

Head Coach: Ron Shumate

Date	Opponent		SE	OPP
N18	Central Methodist	W	112	66
N19	Concordia (Wis.)	W	121	79
N22	Missouri Baptist	W	118	84
<u>River City Classic (Cape Girardeau, Mo.)</u>				
N25	vs. Union University	W	101	80
N26	vs. Troy	W	73	72
N30	at Delta State	W	68	66 OT
D3	UT Martin	W	86	65
D5	Christian Brothers College	W	87	74
D7	at Quincy	L	56	82
D9	Columbia College	W	79	67
D17	Delta State	W	79	77
J5	Quincy	L	89	92
J7	Illinois College	W	105	77
J11	Missouri S&T*	W	77	65

J14	Northwest Missouri*	W	88	85 OT
J17	at Southwest Baptist*	W	70	68
J21	at Central Missouri*	W	67	57
J25	Missouri-St. Louis*	W	79	59
J28	at Truman State*	W	84	79 OT
F1	Lincoln University*	W	98	75
F4	at Missouri S&T*	W	85	59
F8	Southwest Baptist*	W	96	77
F11	at Northwest Missouri*	L	69	71
F15	at Missouri-St. Louis*	L	78	91
F18	Central Missouri*	W	81	72
F22	at Lincoln University*	W	83	68
F25	Truman State*	W	97	76

MIAA Tournament

vs. Central Missouri	L	72	74
----------------------	---	----	----

NCAA Division II South Central Regional

(Cape Girardeau, Mo.)

vs. Angelo State	W	65	60
vs. Central Missouri	W	88	73

NCAA Division II Elite Eight

(Springfield, Mass.)

vs. Wisconsin-Milwaukee	W	93	84
vs. Cal State-Riverside	W	84	83 OT
vs. North Carolina Central	L	46	73

* Conference Game

* MIAA Champions

1989-90

Overall Record: 26-5

Conference Record: 14-2

Head Coach: Ron Shumate

Date	Opponent		SE	OPP
N17	William Penn	W	111	67
N20	Union University	W	126	83
<u>River City Classic (Cape Girardeau, Mo.)</u>				
N24	vs. Savannah State	W	104	51
N25	vs. East Texas State	W	83	69
D2	at Union University	W	108	102
D5	Missouri Baptist	W	94	87
D9	at UT Martin	W	87	76
J2	Christian Brothers College	W	77	58
J6	Oakland City	W	91	48
J8	Quincy	L	77	86
J10	Missouri-St. Louis*	W	92	76
J13	at Central Missouri*	L	67	74
J17	Missouri Southern*	W	111	75
J20	at Missouri Western*	W	73	68
J24	Pittsburg State*	W	73	53
J27	at Southwest Baptist*	L	66	68
J31	at Missouri-St. Louis*	W	77	75
F3	at Missouri S&T*	W	57	56
F7	at Missouri Southern*	W	96	85 OT
F10	at Truman State*	W	106	93
F14	at Pittsburg State*	W	80	73
F17	Southwest Baptist*	W	75	72
F21	Missouri S&T*	W	84	72
F24	Lincoln University*	W	74	69
F26	at Quincy	W	103	65
F28	Washburn*	W	79	62
M3	Northwest Missouri*	W	90	69

MIAA Tournament

vs. Central Missouri	L	69	79
----------------------	---	----	----

NCAA Division II South Central Regional

(Cape Girardeau, Mo.)

vs. Southern Indiana	W	91	73
vs. Missouri Western	W	88	73

Southeast Missouri State REDHAWKS

YEARLY RESULTS (SINCE 1962)

NCAA Division II Quarterfinals

(Springfield, Mass.)

vs. Kentucky Wesleyan L 90 91 OT

* Conference Game

1990-91

Overall Record: 21-7

Conference Record: 12-4

Head Coach: Ron Shumate

Date	Opponent	SE	OPP
N19	Missouri Baptist	W 120	99
N20	Union University	W 88	70

River City Classic (Cape Girardeau, Mo.)

N23	vs. SIU Edwardsville	W 111	85
N24	vs. Troy	W 117	111
N28	Oral Roberts	L 89	100
D1	UT Martin	W 101	73
D3	Quincy	W 90	68
D8	at Union University	L 75	85
D15	at Oral Roberts	W 109	107
J2	Oakland City	W 121	67
J5	at Quincy	W 96	81
J9	at Missouri-St. Louis*	L 67	85
J12	Central Missouri*	W 81	77
J16	at Missouri Southern*	W 84	66
J19	Missouri Western*	L 71	77
J23	at Pittsburg State*	W 71	66
J26	Southwest Baptist*	L 67	82
J30	Missouri-St. Louis*	W 90	74
F2	Missouri S&T*	W 70	59
F6	Missouri Southern*	W 69	63
F9	Truman State*	W 87	83
F13	Pittsburg State*	W 77	67
F16	at Southwest Baptist*	L 80	103
F20	at Missouri S&T*	W 87	65
F23	at Lincoln University*	W 85	78
F27	at Washburn*	W 88	73
M2	at Northwest Missouri*	W 93	83

MIAA Tournament

vs. Missouri Western L 73 85

* Conference Game

NCAA DIVISION I ERA

1991-92

Overall Record: 12-16

OVC Record: 5-9/7th

Head Coach: Ron Shumate

Date	Opponent	SE	OPP
N23	at Wisconsin-Green Bay	L 54	82
N25	at Wisconsin	L 71	82 OT

River City Classic (Cape Girardeau, Mo.)

N29	Cleveland State	L 80	88
N30	Nicholls State	W 76	73
D2	UT-Pan American	W 85	56
D5	at Southern Utah	L 62	98
D7	at Montana State	L 67	70
D14	Lewis University	W 80	56
D19	at UT-Pan American	W 70	68
D30	at Arkansas-Little Rock	L 77	85 OT
J2	Oakland City	W 84	69
J4	Austin Peay*	W 79	76
J6	Wisconsin-Milwaukee	L 71	83
J11	at Middle Tennessee*	L 58	61

J13	at Murray State*	L 76	86
J18	Morehead State*	W 85	74
J20	Eastern Kentucky*	W 76	74
J25	at Tennessee State*	L 62	63
J27	at Tennessee Tech*	L 51	84
F1	at Austin Peay*	L 86	92 OT
F3	Arkansas-Little Rock	W 80	78
F8	Tennessee Tech*	L 78	88
F10	Tennessee State*	W 76	66
F15	at Eastern Kentucky*	L 69	83
F17	at Morehead State*	L 80	84
F22	Murray State*	W 80	75
F24	Middle Tennessee*	L 76	87
F26	at Wisconsin-Milwaukee	W 80	64

* - OVC Game

1992-93

Overall Record: 16-11

OVC Record: 9-7/4th

Head Coach: Ron Shumate

Date	Opponent	SE	OPP
D1	Wisconsin-Green Bay	W 67	65

River City Classic (Cape Girardeau, Mo.)

D4	Alcorn State	W 86	81
D5	Arkansas State	W 71	69 OT
D7	Montana State	W 72	56

Bearcat Classic (Cincinnati, Ohio)

D11	at Cincinnati	L 58	83
D12	vs. Central Michigan	W 74	61
D17	vs. Arkansas @	L 72	96
D21	at Evansville	L 68	92
J2	at Chicago State	L 71	91
J9	Oakland City	W 108	69
J11	at Tennessee State*	L 70	95
J16	at Austin Peay*	W 90	68
J18	Murray State*	L 95	111
J23	Southern Utah	W 91	74
J23	Morehead State*	W 107	96
J25	Eastern Kentucky*	W 79	63
J27	at UT Martin*	L 89	90
J30	Middle Tennessee*	W 80	69
F1	Tennessee Tech*	W 79	74
F6	at Murray State*	L 96	100
F13	at Morehead State*	L 85	92
F15	at Eastern Kentucky*	L 65	86
F20	Tennessee State*	W 94	77
F22	Austin Peay*	W 77	64
F24	UT Martin*	W 69	68
F27	at Middle Tennessee*	W 67	63 OT
M1	at Tennessee Tech*	L 99	113

* - OVC Game

- Played at Convention Center (Little Rock, Ark.)

1993-94

Overall Record: 10-17

Conference Record: 5-11/8th

Head Coach: Ron Shumate

Date	Opponent	SE	OPP
N27	Evansville	L 60	76
D1	Southern California College	W 65	52

River City Classic (Cape Girardeau, Mo.)

D3	Troy State	W 119	113
D4	UT-Arlington	W 86	83
D9	Chicago State	W 125	95

Runnin' Joe Classic (Jonesboro, Ark.)

D10	vs. Samford	L 71	72
D11	vs. Prairie View A&M	W 100	63
D16	at Southern Illinois	L 54	82
D21	at Colorado State	L 72	104
J8	at Eastern Kentucky*	L 62	86
J10	at Morehead State*	L 72	85
J15	Tennessee Tech*	W 87	77
J17	Middle Tennessee*	W 99	77
J22	Tennessee State*	L 83	94
J24	UT Martin*	W 86	63
J29	at Tennessee State*	L 87	96
J31	at Austin Peay*	L 69	75
F2	at Murray State*	L 74	81
F5	Morehead State*	L 80	94
F7	Eastern Kentucky*	L 75	84
F12	at Tennessee Tech*	W 89	83
F14	at Middle Tennessee*	L 68	94
F19	Murray State*	L 95	96
F23	at Missouri	L 61	83
F26	at UT Martin*	L 87	103
F28	Austin Peay*	W 98	72
M2	at Memphis	L 83	109

* - OVC Game

1994-95

Overall Record: 13-14

Conference Record: 7-9/6th

Head Coach: Ron Shumate

Date	Opponent	SE	OPP
N28	Drury College	W 90	79

River City Classic (Cape Girardeau, Mo.)

D2	Fairfield	W 82	75
D3	Maine	W 92	78
D6	at Missouri	L 77	84
D10	at Wisconsin-Milwaukee	W 75	71
D15	Southern Illinois	L 72	74
D20	Colorado State	L 70	90
D22	at Florida State	L 75	100
J3	Oakland City	W 90	76
J7	Eastern Kentucky*	W 59	52
J9	Morehead State*	L 72	74 OT
J14	at Tennessee Tech*	L 58	97
J16	at Middle Tennessee*	L 63	65
J21	at Tennessee State*	L 80	83
J23	at UT Martin*	W 61	59
J28	Tennessee State*	W 66	64
J30	Austin Peay*	L 63	79
F1	Murray State*	L 79	83
F4	at Morehead State*	L 49	80
F6	at Eastern Kentucky*	L 66	71
F11	Middle Tennessee	W 78	63
F13	Tennessee Tech*	W 89	73
F18	at Murray State*	L 55	83
F25	UT Martin*	W 75	66
F27	at Austin Peay*	W 90	87 OT
M2	Wisconsin-Milwaukee	W 98	90 OT
M4	at South Florida	L 48	75

* - OVC Game

Southeast Missouri State REDHAWKS

YEARLY RESULTS (SINCE 1962)

1995-96

Overall Record: 8-19
Conference Record: 5-11/8th
Head Coach: Ron Shumate

Date	Opponent	SE	OPP
N27	Oakland City	W 82	78
<i>Capital Bank Classic (Cape Girardeau, Mo.)</i>			
D1	Troy	W 109	91
D2	Mississippi Valley State	L 80	84
D5	at Fairfield	L 65	73
<i>Pepsi Illini Classic (Champaign, Ill.)</i>			
D8	at Illinois	L 70	89
D9	vs. San Jose State	W 55	48
D14	at Southern Illinois	L 64	70
D16	Oral Roberts	L 58	74
J3	at Missouri	L 65	102
J6	at Eastern Kentucky*	L 73	89
J8	at Morehead State*	W 81	64
J11	UT Martin*	W 71	61
J13	at Middle Tennessee*	W 65	63
J15	at Austin Peay*	L 69	82
J20	Tennessee State*	L 70	82
J22	Tennessee Tech*	W 81	78 ^{OT}
J25	South Florida	L 41	67
F1	at Murray State*	L 77	81
F3	Morehead State*	W 76	74
F5	Eastern Kentucky*	L 76	79
F8	at UT Martin*	L 59	79
F10	Austin Peay*	L 71	84
F12	Middle Tennessee*	L 75	78
F17	at Tennessee Tech*	L 69	102
F19	at Tennessee State*	L 73	76
F22	Murray State*	L 61	79
F24	at Oral Roberts	L 69	85

* - OVC Game

1996-97

Overall Record: 12-18
Conference Record: 9-9/t4th
Head Coach: Ron Shumate

Date	Opponent	SE	OPP
<i>Union Planters Classic (Cape Girardeau, Mo.)</i>			
N29	Norfolk State	W 68	63
N30	Samford	L 57	63
D5	McKendree	L 59	72
D7	at Oklahoma	L 52	83
D9	at Louisiana Tech	W 69	65
D12	Southern Illinois	L 68	78
D15	at Missouri	L 50	64
D18	Oakland City	W 87	57
<i>Puerto Rico Classic (Puerto Rico)</i>			
D30	vs. Cincinnati	L 57	80
D31	vs. Old Dominion	L 61	74
J1	vs. Fresno State	L 77	83
J4	at Austin Peay*	L 85	96
J6	at Tennessee State*	W 71	53
J9	UT Martin*	W 82	72 ^{OT}
J11	Eastern Kentucky*	W 70	68
J13	Morehead State*	W 94	75
J18	at Middle Tennessee*	W 78	76
J20	at Tennessee Tech*	L 82	86
J23	at Murray State*	L 75	77
J25	Eastern Illinois*	L 61	65
F1	Tennessee State*	W 78	75
F3	Austin Peay*	W 73	72
F6	Murray State*	L 75	86

F8	at Morehead State*	L 80	83
F10	at Eastern Kentucky*	L 76	84
F15	Tennessee Tech*	W 78	65
F17	Middle Tennessee*	W 85	76
F20	at UT Martin*	L 62	92
F22	at Eastern Illinois*	L 71	92

OVC Tournament

F25	at Middle Tennessee	L 74	89
-----	---------------------	------	----

* - OVC Game

1997-98

Overall Record: 14-13
Conference Record: 10-8/5th
Head Coach: Gary Garner

Date	Opponent	SE	OPP
N16	at Colorado	L 59	62
N21	Central Methodist	W 94	78
N26	Bradley	W 79	71
N29	Oakland City	W 60	27
D4	Tennessee State*	L 77	79 ^{OT}
D6	Austin Peay*	W 73	61
D11	at Southern Illinois	L 62	81
D13	at Missouri	L 64	65
D18	Truman State	W 79	65
D29	at Louisville	L 69	91
J3	at Morehead State*	W 64	61
J5	at Eastern Kentucky*	L 79	82 ^{2OT}
J8	Tennessee Tech*	W 69	51
J10	Middle Tennessee*	L 55	70
J13	at Tennessee State*	W 60	59
J15	at UT Martin*	L 82	91 ^{2OT}
J17	at Murray State*	L 66	101
J24	Eastern Illinois*	L 78	81 ^{OT}
J29	Morehead State*	W 99	79
J31	Eastern Kentucky*	W 97	78
F2	at Austin Peay*	W 81	57
F5	at Tennessee Tech*	L 57	77
F7	at Middle Tennessee*	W 85	76
F12	UT Martin	W 87	61
F14	Murray State*	L 71	82
F21	at Eastern Illinois*	W 84	77 ^{OT}

OVC Tournament

F24	at Austin Peay	L 46	76
-----	----------------	------	----

* - OVC Game

1998-99

Overall Record: 20-9
Conference Record: 15-3/2nd
Head Coach: Gary Garner

Date	Opponent	SE	OPP
N14	SIU Edwardsville	W 78	35
N17	at Bradley	L 47	49
N20	Central Methodist	W 84	65
N23	Louisiana Tech	L 72	84
D3	at Austin Peay*	W 74	65
D5	at Tennessee State*	W 70	49
D8	at Arkansas State	W 76	75
D10	Eastern Kentucky*	W 78	58
D22	at Missouri State	L 56	67
D28	vs. Southern Illinois ^	L 49	70
D30	at Oklahoma State	L 64	75
J4	Morehead State*	W 71	69
J7	at Middle Tennessee*	W 73	63
J9	at Tennessee Tech*	W 64	51
J12	Austin Peay*	W 87	71

J14	Murray State*	L 70	71
J16	UT Martin*	W 84	75 ^{OT}
J23	at Eastern Illinois*	W 81	70
J30	at Morehead State*	W 72	60
F2	Tennessee State*	W 61	54
F4	Middle Tennessee*	W 69	55
F6	Tennessee Tech*	L 62	68
F11	at Murray State*	L 52	62
F13	at UT Martin*	W 60	49
F16	at Eastern Kentucky*	W 77	61
F20	Eastern Illinois*	W 92	70

OVC Tournament

F23	Eastern Illinois	W 78	57
F26	vs. Middle Tennessee	W 82	74
F27	vs. Murray State	L 61	62

* - OVC Game

^ - Game played at TWA Dome (St. Louis, Mo.)

1999-2000

Overall Record: 24-7
Conference Record: 14-4/t1st
Head Coach: Gary Garner

Date	Opponent	SE	OPP
N19	Western Carolina	W 93	69
N22	Rockhurst	W 67	58
N27	Montana	W 66	61
D2	at Tennessee Tech*	W 84	79
D4	Oakland City	W 79	45
<i>KGVO Coca-Cola Classic (Missoula, Mont.)</i>			
D10	at Montana	L 48	60
D11	vs. Robert Morris	W 55	44
D18	Arkansas State	W 74	71
D22	at Bradley	W 65	60
J2	at Southern Illinois	L 51	62
J6	Tennessee State*	W 79	46
J8	Austin Peay*	W 62	60
J10	at Middle Tennessee*	W 79	46
J13	at UT Martin*	L 66	75
J15	at Murray State*	W 84	78
J18	at Tennessee Tech*	W 61	50
J22	Eastern Illinois*	W 77	66
J27	Morehead State*	W 80	59
J29	Eastern Kentucky*	W 77	65
F3	at Tennessee State*	L 52	56
F5	at Austin Peay*	L 64	67 ^{2OT}
F8	Middle Tennessee*	W 76	56
F10	UT Martin*	W 80	68
F12	Murray State*	L 60	77
F19	at Eastern Illinois*	W 72	71
F24	at Morehead State*	W 74	58
F26	at Eastern Kentucky*	W 76	74

OVC Tournament

F29	UT Martin	W 76	74
M4	vs. Middle Tennessee	W 78	60
M5	vs. Murray State	W 67	56
<i>NCAA Tournament (Salt Lake City, Utah)</i>			
M16	vs. Louisiana State	L 61	64

* - OVC Game

Southeast Missouri State REDHAWKS

YEARLY RESULTS (SINCE 1962)

2000-01

Overall Record: 18-12
Conference Record: 8-8/5th
Head Coach: Gary Garner

Date	Opponent		SE	OPP
N17	Truman State	W	70	59
N21	Missouri S&T	W	87	63

Energia Systems Thanksgiving Tournament (Kansas City, Mo.)

N24	vs. Toledo	L	43	59
N25	vs. Robert Morris	W	78	53
N26	vs. Cleveland State	W	72	71
N29	at Mississippi Valley State	L	77	83
D5	Southern Illinois	W	87	84
D9	Tennessee Tech*	L	68	70
D16	Missouri State	W	73	71
D20	Campbell	W	81	54

Sierra Providence Sun Classic Tournament (El Paso, Texas)

D27	vs. Houston	L	64	69
D28	vs. Jackson State	W	72	63
J4	at Tennessee State*	W	88	57
J6	at Austin Peay*	L	60	88
J11	Murray State*	L	58	60
J13	UT Martin*	W	60	49
J20	at Eastern Illinois*	L	71	83
J22	at Morris Brown College	W	82	63
J27	at Morehead State*	W	74	71
J29	at Eastern Kentucky*	W	65	59
F1	Austin Peay*	L	72	77
F3	Tennessee State*	L	94	96
F6	at Tennessee Tech*	L	69	79
F8	at Murray State*	L	54	65
F10	at UT Martin*	W	81	73
F14	Morris Brown College	W	83	50
F17	Eastern Illinois*	W	75	73
F22	Eastern Kentucky*	W	81	70
F24	Morehead State*	W	63	61

OVC Tournament

F27	at Austin Peay	L	70	72 ^{OT}
-----	----------------	---	----	------------------

* - OVC Game

2001-02

Overall Record: 6-22
Conference Record: 4-12/8th
Head Coach: Gary Garner

Date	Opponent		SE	OPP
N16	Birmingham Southern	L	51	62
N24	at Missouri State	L	63	73
N27	Arkansas-Little Rock	L	74	83
D1	Western Illinois	L	58	71
D5	at Vanderbilt	L	71	76
D8	North Alabama	W	75	68
D15	at Saint Louis	L	62	88
D17	Mississippi Valley State	L	70	82
D22	at Southern Illinois	L	80	92
D29	Lincoln University	W	77	68
J2	at Western Illinois	L	75	82
J5	at Eastern Illinois*	L	74	84
J7	Tennessee State*	L	82	94
J10	Eastern Kentucky*	W	95	75
J12	Morehead State*	L	53	59
J17	at UT Martin*	L	73	89
J19	at Murray State*	L	72	85
J24	Tennessee Tech*	L	62	75
J26	Austin Peay*	L	67	68
J31	at Tennessee State*	L	65	72

F2	at Tennessee Tech*	L	67	82
F7	at Morehead State*	L	75	91
F9	at Eastern Kentucky*	W	81	74
F14	UT Martin*	W	78	51
F16	Murray State*	L	86	92
F19	Eastern Illinois*	W	102	87
F23	at Austin Peay*	L	47	80

OVC Tournament

F26	at Tennessee Tech*	L	58	73
-----	--------------------	---	----	----

* - OVC Game

2002-03

Overall Record: 11-19
Conference Record: 5-11/7th
Head Coach: Gary Garner

Date	Opponent		SE	OPP
N22	at Arkansas State	L	71	83
N25	Central Methodist	W	82	63

University Hoops Classic (New Orleans, La.)

N28	vs. Wisconsin-Milwaukee	W	89	75
N29	vs. Indiana State	L	55	68
D1	at Tulane	L	60	81
D4	Oakland City	W	88	66
D7	Southern Illinois	L	69	85
D14	at UMKC	W	66	58
D17	at Arkansas-Little Rock	L	56	81
D21	Missouri State	W	70	53
D29	at #18 Creighton	L	70	93
J4	Eastern Illinois*	L	75	85
J9	at Eastern Kentucky*	W	93	77
J11	at Morehead State*	L	63	77
J16	UT Martin*	L	80	88 ^{OT}
J18	Murray State*	W	78	68
J21	at Western Illinois	L	75	84
J25	at Austin Peay*	L	49	62
J30	Tennessee State*	W	87	67
F1	Tennessee Tech*	W	75	71
F4	at Eastern Illinois*	L	73	85
F6	Morehead State*	L	69	79
F8	Eastern Kentucky*	L	75	79
F13	at UT Martin*	L	61	77
F15	at Murray State*	L	65	71
F18	Western Illinois	W	53	52
F22	Austin Peay*	L	56	63
F27	at Tennessee Tech*	L	73	89
M1	at Tennessee State*	W	89	82

OVC Tournament

M4	at Morehead State	L	84	91
----	-------------------	---	----	----

* - OVC Game

2003-04

Overall Record: 11-16
Conference Record: 4-12/10th
Head Coach: Gary Garner

Date	Opponent		SE	OPP
N21	Wisconsin-Green Bay	W	63	62
N24	Kentucky Christian	W	83	51

Montana Tournament (Missoula, Mont.)

N29	at Montana	L	50	61
N30	vs. Cal State-Santa Barbara	W	77	75
D3	at Southern Illinois	L	58	71
D6	UMKC	W	80	63
D9	at Arkansas	L	68	78
D13	Oakland City	W	79	67
D22	North Texas	W	75	68

D31	at DePaul	L	50	57
J3	at IPFW	W	77	75
J8	Austin Peay*	L	48	52
J10	Tennessee Tech*	L	69	71
J13	at Eastern Illinois*	W	84	64
J15	Tennessee State*	W	81	75
J22	at Tennessee Tech*	L	73	74
J24	at Austin Peay*	L	52	54
J29	at Jacksonville State*	L	64	79
J31	at Samford*	L	58	70
F5	UT Martin*	W	89	78
F7	Murray State*	L	74	80
F10	Eastern Illinois*	L	85	89
F14	at Tennessee State*	L	86	90
F19	Eastern Kentucky*	L	81	85
F21	Morehead State*	W	80	77
F26	at Murray State*	L	63	76
F28	at UT Martin*	L	71	88

* - OVC Game

2004-05

Overall Record: 15-14
Conference Record: 9-7/5th
Head Coach: Gary Garner

Date	Opponent		SE	OPP
N19	at Bradley	L	73	77
N23	Rockhurst	W	81	64
N27	at Wisconsin-Green Bay	L	55	59
D1	at Western Kentucky	L	53	74
D4	South Dakota State	W	59	58
D9	Montana	L	66	69
D11	Central Methodist	W	83	77
D18	Southern Illinois	L	68	72
D22	at North Texas	L	62	69
D29	at Saint Louis	W	65	49
J1	Lincoln University	W	95	68
J6	at Austin Peay*	L	50	60
J8	at Tennessee Tech*	L	61	63
J11	Eastern Illinois*	W	79	60
J13	at Tennessee State*	L	101	105 ^{20T}
J20	Tennessee Tech*	L	81	82 ^{OT}
J22	Austin Peay*	W	65	52
J27	Jacksonville State*	W	84	65
J29	Samford*	W	72	65 ^{OT}
F3	at UT Martin*	W	75	68
F5	at Murray State*	W	61	58
F8	at Eastern Illinois*	W	88	79
F12	Tennessee State*	W	85	68
F17	at Eastern Kentucky*	L	72	83
F19	at Morehead State*	L	66	88
F24	Murray State*	L	57	61
F26	UT Martin*	W	72	52

OVC Tournament

M1	at Murray State	W	61	58
M4	vs. Eastern Kentucky	L	52	69

* - OVC Game

Southeast Missouri State REDHAWKS

YEARLY RESULTS (SINCE 1962)

2005-06

Overall Record: 7-20
Conference Record: 4-16/10th
Head Coach: Gary Garner

Date	Opponent		SE	OPP
N18	Truman State	W	59	56
N21	IPFW	L	64	65
N24	at South Dakota State	W	75	68
N27	at Nebraska	L	54	69
D3	at UT Martin*	L	60	72
D8	Tennessee State*	W	70	69
D10	Tennessee Tech*	L	65	79
D16	Central Methodist	W	81	49
D18	at Samford*	L	53	68
D21	at Jacksonville State*	L	72	82
D28	at Illinois	L	64	89
J2	Eastern Kentucky*	W	68	62
J5	at Eastern Illinois*	W	72	60
J7	at Murray State*	L	68	81
J14	Austin Peay*	L	56	63
J19	at Tennessee State*	L	63	68
J21	at Tennessee Tech*	L	76	87
J26	Morehead State*	L	55	60
J28	Murray State*	L	69	76
J30	at Austin Peay*	L	62	73
F4	UT Martin*	L	55	66
F9	at Morehead State*	L	59	62
F11	at Eastern Kentucky*	L	51	80
F15	Eastern Illinois*	L	49	60
F18	at UC Riverside %	L	61	69
F23	Samford*	W	63	52
F25	Jacksonville State*	L	67	80

* - OVC Game

% - ESPN BracketBuster

2006-07

Overall Record: 11-20
Conference Record: 9-11/6th
Head Coach: Scott Edgar

Date	Opponent		SE	OPP
N10	at Arkansas	L	52	92
<i>BP Top of the World Classic (Fairbanks, Alaska)</i>				
N17	vs. Drake	L	51	78
N18	vs. Centenary	L	51	83
N19	at Alaska	W	69	66
N24	UC Riverside	W	78	75
N27	at Evansville	L	45	65
N29	IPFW	L	65	84
D2	UT Martin*	W	81	79
D7	at Tennessee State*	L	72	75
D9	at Tennessee Tech*	L	76	91
D17	Jacksonville State*	L	67	70
D19	Samford*	L	64	65
D23	at Iowa State	L	71	87
D30	at Purdue	L	65	102
J2	at Eastern Kentucky*	W	88	74
J4	Eastern Illinois*	W	80	65
J8	at Murray State*	W	96	85
J13	at Austin Peay*	L	67	68
J18	Tennessee State*	W	92	78
J20	Tennessee Tech*	L	80	87
J24	at Morehead State*	W	61	59
J27	Murray State*	L	67	85
J29	Austin Peay*	L	73	75
F3	at UT Martin*	W	73	69
F8	Morehead State*	W	81	78

F10	Eastern Kentucky*	L	61	66
F13	at Eastern Illinois*	L	69	77
F17	Louisiana Tech %	L	56	72
F22	at Samford*	W	70	67
F24	at Jacksonville State*	L	72	78

OVC Tournament

F27	at Tennessee Tech	L	60	88
-----	-------------------	---	----	----

* - OVC Game

% - ESPN BracketBuster

2007-08

Overall Record: 1-19
Conference Record: 1-13/11th
Head Coach: Scott Edgar

Date	Opponent		SE	OPP
N10	at Xavier	L	59	90
N14	at Illinois State	L	71	90
N16	Culver-Stockton	W ^	87	78
N20	Evansville	W ^	87	77
<i>Chicago Invitational Challenge (Hoffman Estates, Ill.)</i>				
N23	vs. Coppin State	L	99	102 ^{2OT}
N24	vs. Longwood	W ^	82	78
N28	at Louisiana Tech	W ^	59	54
D1	at Bradley	L	72	90
D6	Tennessee State*	W ^	102	95
D8	Tennessee Tech*	W ^	84	74
D18	at Samford*	W ^	63	62
D20	at Jacksonville State*	W ^	81	80
D22	at Tulsa	L	51	89
D30	Central Methodist	W ^	76	63
J2	Eastern Kentucky*	W ^	66	55
J5	at Eastern Illinois*	W ^	82	71
J7	Murray State*	L	51	79
J12	at Austin Peay*	L	82	85
J17	at Tennessee State*	L	75	87
J19	at Tennessee Tech*	L	76	93
J24	Morehead State*	L	78	82
J26	at Murray State*	L	85	86
J29	Austin Peay*	W	121	116 ^{3OT}
F2	UT Martin*	L	71	90
F7	at Morehead State*	L	63	75
F9	at Eastern Kentucky*	L	69	80 ^{OT}
F14	Eastern Illinois*	L	70	90
F16	at UT Martin*	L	85	98
F23	at Eastern Michigan %	L	82	86
F28	Samford*	L	62	68
M1	Jacksonville State*	L	83	86

* - OVC Game

% - ESPN BracketBuster

^ - Indicates wins which were vacated due to NCAA infractions

2008-09

Overall Record: 3-27
Conference Record: 0-18/10th
Head Coach: Scott Edgar/Zac Roman

Date	Opponent		SE	OPP
N14	at New Mexico	L	59	102
N16	at Kansas State \$	L	68	88
N21	Culver-Stockton	W	89	50
N25	at Iowa \$	L	41	75
<i>Las Vegas Invitational (Las Vegas, Nev.)</i>				
N28	vs. Longwood	W	81	77
N29	vs. Oakland City	L	63	81
D4	Austin Peay*	L	67	91

D6	Tennessee State*	L	72	83
D10	at Western Illinois	L	66	71
D14	at Bradley	L	62	75
D21	Western Illinois	W	64	63
D23	at Arkansas State	L	67	86
D31	SIU Edwardsville	L	69	70
J3	at Tennessee Tech*	L	76	103
J5	at Jacksonville State*	L	66	71
J10	Eastern Illinois*	L	63	83
J12	UT Martin*	L	67	81
J15	Morehead State*	L	67	73
J17	Eastern Kentucky*	L	71	74
J22	at UT Martin*	L	73	86
J24	at Murray State*	L	55	80
J29	Jacksonville State*	L	68	78
J31	Tennessee Tech*	L	75	91
F7	at Eastern Illinois*	L	62	70
F12	at Eastern Kentucky*	L	64	84
F14	at Morehead State*	L	67	79
F17	Murray State*	L	60	79
F21	Northern Illinois %	L	73	97
F26	at Tennessee State*	L	82	87
F28	at Austin Peay*	L	78	88

* - OVC Game

% - ESPN BracketBuster

\$ - Las Vegas Invitational

Zac Roman served as head coach for the final 18 games of the 2008-09 season

2009-10

Overall Record: 7-23
Conference Record: 3-15/9th
Head Coach: Dickey Nutt

Date	Opponent		SE	OPP
N14	at Saint Louis	L	41	59
N18	Arkansas State	L	49	73
N22	at Northern Illinois	W	70	64 ^{OT}
N24	Eastern Michigan	L	76	86
<i>Basketball Travelers Classic (Normal, Ill.)</i>				
N27	vs. St. Bonaventure	L	44	67
N28	at Illinois State	L	53	93
N29	vs. Norfolk State	W	75	54
D3	at Austin Peay*	L	71	76 ^{OT}
D5	at Tennessee State*	W	74	66
D9	Southern Illinois	L	65	86
D12	Williams Baptist College	W	116	60
D22	at Memphis	L	57	87
J2	Tennessee Tech*	L	73	82
J4	Jacksonville State*	W	78	66
J9	at Eastern Illinois*	L	68	88
J14	at Morehead State*	L	40	80
J16	at Eastern Kentucky*	L	63	79
J21	UT Martin*	W	77	63
J23	Murray State*	L	61	80
J28	at Jacksonville State*	L	55	58
J30	at Tennessee Tech*	L	68	82
F2	SIU Edwardsville	W	68	49
F6	Eastern Illinois*	L	49	75
F9	at UT Martin*	L	70	73
F11	Eastern Kentucky*	L	56	59
F13	Morehead State*	L	54	73
F16	at Murray State*	L	68	80
F20	at Miami (Ohio) %	L	53	69
F25	Tennessee State*	L	67	74
F27	Austin Peay*	L	68	71 ^{OT}

* - OVC Game

% - ESPN BracketBuster

Southeast Missouri State REDHAWKS

YEARLY RESULTS (SINCE 1962)

2010-11

Overall Record: 10-22
Conference Record: 6-12/t7th
Head Coach: Dickey Nutt

Date	Opponent		SE	OPP
N13	at UAB	L	56	78
N16	at Florida Gulf Coast	L	78	89
N20	at UMKC	L	62	70
N22	Grambling State	L	76	77 ^{OT}
N24	at Arkansas	L	56	66
N27	Arkansas State	L	50	56
D2	Austin Peay*	L	60	78
D4	Tennessee State*	L	67	77
D6	at Iowa State	L	58	85
D8	at Southern Illinois	L	68	83
D11	Hannibal-LaGrange	W	101	52
D19	at Jacksonville State*	W	76	67
D21	at Tennessee Tech*	W	77	75
D29	at SMU	L	59	71
J3	UT Martin*	W	82	75
J8	Eastern Illinois*	W	78	75
J13	Morehead State*	L	63	76
J15	Eastern Kentucky*	L	52	64
J20	at UT Martin*	L	69	79
J22	at Murray State*	L	58	96
J27	Jacksonville State*	L	56	65 ^{OT}
J29	Tennessee Tech*	L	86	93
F5	at Eastern Illinois*	W	70	64
F7	at SIU Edwardsville	W	83	63
F10	at Eastern Kentucky*	L	64	77
F12	at Morehead State*	L	52	64
F16	Murray State*	W	64	57
F19	Sacramento State %	W	67	52
F24	at Tennessee State*	L	52	57
F26	at Austin Peay*	L	52	75

OVC Tournament

M2	vs. Eastern Kentucky	W	65	49
M3	vs. Austin Peay	L	60	76

* - OVC Game

% - ESPN BracketBuster

2011-12

Overall Record: 15-16
Conference Record: 9-7/5th
Head Coach: Dickey Nutt

Date	Opponent		SE	OPP
N11	at Missouri	L	68	83
N14	Harris-Stowe	tW	95	60
N16	at Bradley	L	65	66
N20	at Oregon	L	61	86
N23	Hannibal-LaGrange	W	82	72
N26	Miami (Ohio)	W	64	57
N29	at Arkansas State	L	63	79
D3	Southeastern Louisiana	W	63	61 ^{OT}
D5	at Central Arkansas	L	72	88
D10	UMKC	L	69	74
D19	SMU	L	65	84
D22	at Sacramento State	W	77	76
D28	Morehead State*	W	67	51
J2	Jacksonville State*	W	74	56
J5	at UT Martin*	W	73	71
J7	at Eastern Kentucky*	L	59	63
J12	SIU Edwardsville*	W	85	68
J14	Eastern Illinois*	W	80	73
J21	at Tennessee Tech*	L	62	77
J26	Austin Peay*	W	65	60

J30	at Eastern Illinois*	W	74	53
F2	at Murray State*	L	73	81
F4	Tennessee State*	L	72	75
F9	UT Martin*	W	86	56
F11	at SIU Edwardsville*	W	85	72
F15	Murray State*	L	66	75
F18	at McNeese State %	L	61	74
F23	at Jacksonville State*	L	59	69
F25	at Austin Peay*	L	59	68
<u>OVC Tournament</u>				
F29	vs. Eastern Kentucky	W	75	65
M1	vs. Tennessee Tech	L	73	77

* - OVC Game

% - ESPN BracketBuster

2012-13

Overall Record: 17-16
Conference Record: 8-8/t5th/2nd OVC West
Head Coach: Dickey Nutt

Date	Opponent		SE	OPP
N9	at Kansas \$	L	55	74
N12	Lyon College	W	89	61
N15	McNeese State	W	64	53
<u>CBE Classic (Chattanooga, Tenn.)</u>				
N18	at Chattanooga	W	77	65
N19	vs. Louisiana Tech	L	63	67
N20	vs. Troy	L	56	59
N24	at Illinois-Chicago	L	45	56
N26	Hannibal-LaGrange	W	96	55
N29	at New Orleans	W	83	67
D1	at Southeastern Louisiana	W	61	58
D4	at Missouri	L	65	81
D8	Central Arkansas	L	85	88
D19	New Orleans	W	94	71
D22	at UMKC	W	66	65
D29	UT Martin*	W	65	60
J3	Austin Peay*	W	86	84
J5	Murray State*	L	66	74
J10	at Belmont*	L	72	107
J12	at Tennessee State*	L	69	81
J17	Morehead State*	L	59	75
J19	Tennessee Tech*	W	74	62
J24	at SIU Edwardsville*	L	77	80
J26	at Eastern Illinois*	L	72	78 ^{OT}
F2	Eastern Kentucky*	L	72	81
F7	SIU Edwardsville*	W	76	67
F9	Eastern Illinois*	W	77	64
F16	at UT Martin*	W	96	74
F20	at Jacksonville State*	L	65	67
F23	Ball State %	L	82	85
F28	at Austin Peay*	W	108	81
M2	at Murray State*	W	84	68
<u>OVC Tournament</u>				
M6	vs. Eastern Illinois	W	78	68
M7	vs. Eastern Kentucky	L	69	84

* - OVC Game

% - ESPN BracketBuster

\$ - CBE Classic

2013-14

Overall Record: 18-14
Conference Record: 8-8/6th/2nd OVC West
Head Coach: Dickey Nutt

Date	Opponent		SE	OPP
N8	at Saint Louis	L	64	87
N11	Central Baptist	W	118	56
N16	at IUPUI	W	76	68
N18	at Ball State	L	83	87
N22	Mid-Continent	W	109	64
<u>Cure UCD Classic (Puerto Vallarta, Mexico)</u>				
N29	vs. Northern Kentucky	W	79	65
N30	vs. Tulane	W	102	72
D1	vs. Texas State	W	82	74
D7	at Southeastern Louisiana	W	74	73
D14	Illinois-Chicago	L	69	75
D21	at Memphis	L	65	77
D23	IUPUI	W	83	79 ^{OT}
D29	at Missouri State	L	78	81
J2	at Murray State*	L	75	82
J4	at Austin Peay*	L	74	80
J9	Belmont*	L	94	107
J11	Tennessee State*	W	102	94
J16	at Morehead State*	L	67	80
J18	at Tennessee Tech*	W	83	74
J23	SIU Edwardsville*	W	82	78
J25	Eastern Illinois*	L	74	77
J29	UMKC	W	91	81
F1	at Eastern Kentucky*	L	78	79
F6	at SIU Edwardsville*	L	88	93 ^{OT}
F8	at Eastern Illinois*	W	74	68
F12	UT Martin*	L	70	79
F20	Jacksonville State*	W	87	70
F22	at UT Martin*	W	77	74
F27	Austin Peay*	W	83	80
M1	Murray State*	W	118	115 ^{2OT}
<u>OVC Tournament</u>				
M5	vs. Eastern Illinois	W	79	61
M6	vs. Eastern Kentucky	L	76	84

* - OVC Game

Southeast Missouri State REDHAWKS

YEARLY RESULTS (SINCE 1962)

2014-15

Overall Record: 13-17
Conference Record: 7-9/8th/5th OVC West
Head Coach: Dickey Nutt

Date	Opponent	SE	OPP
<u>Loyola Marymount Classic (Los Angeles, Calif.)</u>			
N14	at Loyola Marymount	L	66 76
N15	vs. San Diego	L	56 67
N18	Hannibal-LaGrange	W	86 49
N22	at Central Arkansas	W	74 68
N25	at Bowling Green	L	54 62
N29	Alabama A&M	W	85 51
D2	at Missouri	L	61 65
D6	Southeastern Louisiana	W	63 59
D10	Southern Illinois	W	55 54
D13	Missouri State	L	61 73
D20	at Arkansas S	L	67 84
D22	at Ole Miss !	L	51 82
D28	Harris-Stowe	W	94 66
J1	at Belmont*	L	77 78
J3	at Tennessee State*	W	77 62
J8	Morehead State*	L	57 70
J10	Eastern Kentucky*	L	55 68
J14	at Jacksonville State*	W	69 52
J17	Tennessee Tech*	W	65 61
J24	at UT Martin*	L	53 70
J29	SIU Edwardsville*	L	61 75
J31	at Austin Peay*	W	70 64
F5	at Murray State*	L	72 82
F7	Eastern Illinois*	W	68 64
F12	UT Martin*	W	98 76
F14	Murray State*	L	92 94 ^{OT}
F19	at SIU Edwardsville*	L	72 75
F22	at Eastern Illinois*	L	65 73
F28	Austin Peay*	W	89 65
<u>OVC Tournament</u>			
M4	vs. Morehead State	L	74 79

* - OVC Game

2015-16

Overall Record: 5-24
Conference Record: 2-14/12th/6th OVC West
Head Coach: Rick Ray

Date	Opponent	SE	OPP
N13	at Dayton	L	53 84
N15	at Evansville	L	65 80
N19	at Alabama A&M	L	56 74
N24	at UT Rio Grande Valley	L	74 83
N28	Loyola Marymount	L	60 73
D2	at Southern Illinois	L	50 74
D5	at Memphis	L	65 80
D8	Bowling Green	L	52 79
D12	Ole Miss	L	64 75
D19	at Northern Kentucky	L	69 79
D22	at Missouri State	W	78 74
D27	Harris-Stowe	W	94 84
D31	Belmont*	L	82 92
J2	Tennessee State*	L	66 72
J7	at Morehead State*	L	69 96
J9	at Eastern Kentucky*	L	69 88
J13	Jacksonville State*	L	60 74
J16	at Tennessee Tech*	L	55 91
J19	Hannibal-LaGrange	W	84 61
J24	UT Martin*	W	68 60 ^{OT}
J28	at SIU Edwardsville	W	58 51
J30	Austin Peay*	L	80 86

F4	Murray State*	L	72 78
F6	at Eastern Illinois*	L	69 78
F11	at UT Martin*	L	64 77
F13	at Murray State*	L	56 83
F18	SIU Edwardsville*	L	69 72
F20	Eastern Illinois*	L	68 71
F27	at Austin Peay*	L	75 83

* - OVC Game

2016-17

Overall Record: 15-18
Conference Record: 9-7/5th/2nd OVC West
Head Coach: Rick Ray

Date	Opponent	SE	OPP
N11	at Illinois	L	62 81
N13	Hannibal-LaGrange	W	86 54
N16	at Western Illinois	W	74 71
N18	at Bradley	L	78 84
N22	UT Rio Grande Valley	W	83 72
N28	at UMKC	L	75 86
D1	Central Arkansas	W	87 63
D4	at Indiana	L	55 83
D7	Missouri State	L	71 79
D10	Northern Kentucky	L	66 80
<u>Las Vegas Classic (Las Vegas, Nev.)</u>			
D17	at Missouri State	L	71 79
D19	at DePaul	L	78 81
D22	vs. Chicago State	L	65 74
D23	vs. Cornell	L	62 78
D29	Henderson State	W	89 75
D31	Eastern Kentucky*	W	81 48
J5	at Tennessee State*	L	62 65
J7	at Belmont*	L	75 87
J10	Tennessee Tech*	W	83 78
J14	at UT Martin*	L	69 79
J19	SIU Edwardsville*	W	79 76
J21	Eastern Illinois*	W	83 71
J26	at Murray State*	W	75 74
J28	at Austin Peay*	W	82 71
F1	at Jacksonville State*	L	62 74
F4	Morehead State*	L	81 89
F9	at SIU Edwardsville*	W	71 67
F11	at Eastern Illinois*	L	80 86 ^{OT}
F18	UT Martin*	W	90 61
F23	Murray State*	W	82 69
F25	Austin Peay*	L	79 88

OVC Tournament

M1	vs. Tennessee State	W	78 75 ^{OT}
M2	vs. Jacksonville State	L	51 74

* - OVC Game

Southeast Missouri State REDHAWKS

ALL-TIME LETTERMEN

Name	Letters	Years									
			Bruce Bisset	1	1932-33	Johnnie Coleman	3	1988-91	Gary Evans	1	1958-59
Fred Abraham	2	1998-00	Paul Blain	2	1959-61	Ladarius Coleman	1	2014-15	Ron Evans	1	1982-83
Hayes Adams	3	1935-39	John Boggio	2	2002-04	Cleo Conley	2	1986-88	John Everette	1	1990-91
Jeff Adams	1	1979-80	Luther Bonds	2	1992-94	Curtis Conyears	1	1980-81	Colin Ferguson	1	2012-13
Paul Adams	1	1953-54	Roy Booker	1	2005-06	Paul Copeland	4	1952-56	Walter Ford	4	1928-32
Aaron Adeoye	1	2014-15	John Boos	1	1971-72	Barry Copelin	1	1977-78	Danny Foster	1	1978-79
Tony Agosti	2	1938-40	Neal Botsch	1	1967-68	Vernon Cornego	2	1972-74	Ken Foster	1	1953-54
Anthony Allison	2	2009-11	John Boyd	2	1966-68	Kahn Cotton	2	1997-99	Brandon Foust	2	2006-08
Fred Anderson	2	1968-70	John Bradford	2	1950-52	C.A. Cox	1	1948-49	Waylon Francis	2	2004-06
Jim Anderson	2	1970-72	Jarekious Bradley	2	2013-15	Floyd Cox	3	1957-60	Jerry Freshwater	4	1991-95
Rolla Anderson	2	1941-43	Claude Bragg	4	1928-32	Adam Crader	3	2001-04	Brent Fraeuf	2	1976-78
Tony Anderson	1	2015-16	Roscoe Branch	2	1939-41	Mike Crain	2	1992-94	Bill Funkhouser	1	1958-59
Joel Angus III	1	2015-16	Mike Branson	2	1998-00	Jewel Crawford	4	1980-84	Jonathon Gaines	2	1990-92
Chris Arand	4	1981-85	Brandon Braswell	2	1989-91	Erwin Crecelius	1	1920-21	Denny Gamon	2	1962-64
Kevin Arand	2	1972-74	Larry Briggs	4	1967-71	Wayne Crippen	3	1956-59	Nolan Goulding	1	1960-61
Paul Arand	2	1978-80	Harold Brinkopf	2	1948-50	Reginald Crisp	2	1995-97	Milton Gehrs	3	1926-30
Ron Armstrong	2	1984-86	James Brinkopf	2	1944-46	Grover Crites	2	1936-38	Bill George	4	1953-57
Jim Baker	3	1972-75	Leon Brinkopf	1	1944-45	Cliff Cromer	2	1944-46	Bill Giessing	4	1959-63
Mark Baker	2	1973-75	Marcus Brister	2	2010-12	Nate Crowden	2	1978-80	Gary Gilbert	4	1951-55
Bob Ballenger	3	1954-57	Randy Brock	1	1983-84	Jonathan Dalton	1	2016-17	Bill Cohen	2	1941-43
Elmer Balzer	3	1952-55	Lew Brookins	2	1981-83	Lyman Dole	1	1926-27	George Godwin	4	1934-38
Rae-Vonn Banks	1	2009-10	Keith Brooks	3	1989-94	Tim Daughtery	4	1921-26	Reggie Golson	2	2003-05
Desi Barmore	1	1978-79	Erwin Brown	1	1977-78	Charles Davenport	4	1965-69	Robert Goodwin	3	1947-50
James Barnes	2	1990-92	Byron Bruffee	2	1956-58	Eugene Dawson	1	1949-50	Dainmon Gonner	2	2003-05
Alan Barnett	2	1981-83	Dante Bryant	1	1996-97	Jerome Days	2	1994-96	Monte Gordon	2	2001-02
Cary Barks	1	1976-77	Harold Buckhorn	1	1950-51	Drew DeMond	3	2001-02	Dennis Govro	1	1921-22
Rae-Vonn Banks	1	2010-11	Hartford Buckminster	2	1925-27	Kip Denkins	2	1986-88	Bill Graham	2	1954-56
Wally Barrows	1	1953-54	Brian Bunche	2	1998-00	Bill DePriest	1	1969-70	Twyman Grant	1	1923-24
Ray Bartle	2	1978-80	John Burford	1	1920-21	Eelco Derks	4	1989-93	Cole Grapperhaus	1	2002-03
Bob Basola	2	1963-65	Roscoe Burgess	3	1927-30	Don Deleting	2	1955-57	Darrian Gray	2	2013-15
Roland Bassett	2	1975-77	Bob Burns	1	1945-46	Russell Devore	4	1929-33	Ron Gray	3	1958-61
Alex Beason	1	1991-92	Don Burt	1	1943-44	Danny Dohogne	2	1989-91	Weldon Gray	1	1948-49
Jack Becker	1	1964-65	Cameron Butler	2	2009-11	Robby Dosier	1	2015-16	Bill Green	1	1974-75
Jack Behrens	3	1940-43	Joe Cagle	4	1973-77	Glen Doughty	1	1975-76	Brent Gregston	2	1970-72
Bill Bekebrede	2	1964-66	Don Call	2	1969-71	Roger Drake	2	1967-69	Brandon Griffin	2	2002-04
Ryan Belcher	1	2004-05	Jamaal Calvin	4	2013-17	Jimmy Drew	2	2006-08	Ken Grindstaff	1	1953-54
Jaylen Benton	1	2016-17	George Camp	1	1960-61	Tom Drexler	2	1963-65	Mike Gross	4	1960-65
Jim Belobraydic	2	1950-52	Dan Campbell	1	1945-46	Delray Drury	1	1969-70	R.C. Grossheider	2	1966-68
Sam Below	2	1961-63	James Campbell	2	1980-82	Ken Dyson	1	1960-61	Ketshner Guerrier	2	2004-06
Farrell Benefiel	2	1947-49	Jacob Carey	1	1978-79	Tahj Eaddy	1	2016-17	Kyle Gullett	1	2015-16
Mark Bentlage	2	1975-78	Jim Carter	2	1964-66	John Economos	2	1995-97	Carrel Gunnell	1	1940-41
Clarence Bergman	3	1928-31	Randy Carter	3	1973-76	Cecil Edmondson	1	1921-21	Eddie Gunns	1	1991-92
Joe Bertling	1	1951-52	Chris Chambers	2	1994-96	Chris Edwards	4	1983-87	Charles Haas	1	1956-57
Charlie Bertrand	4	1964-68	Joseph Chavez	1	1944-45	Rich Eichhorst	4	1952-56	Bob Hagedorn	1	1958-59
Mark Beussink	2	1975-77	Antonius Cleveland	4	2013-17	William "Bud" Eley	4	1995-99	Brett Hale	4	2001-05
Carl Bidewell	3	1940-43	Percy Clippard	3	1949-52	Riley Ellis	2	1984-86	Weldon Hager	3	1943-48
Burl Billington	1	1938-39	Kirt Cochran	2	1984-86	Bill Engleman	2	1950-52	Paul Hale	2	1971-73
Leonard Bishop	2	1972-74	Bob Coffey	2	1948-50	Ray Estes	4	1949-53	Anthony Hall	2	1984-86

Southeast Missouri State REDHAWKS

ALL-TIME LETTERMEN

C. P. Harris	3	1922-25	Fred Johnson	1	1971-72	Charles LaPierre	3	1930-34	Eric McGill	1	2015-16
Darryl Harris	3	1981-89	Kenny Johnson	1	2001-02	Mitchell Launius	1	1945-46	Harold McLaughlin	1	1947-48
Mort Harris	3	1926-29	Mark Johnson	2	1993-95	Larry Lawrence	2	1972-74	Gary McLeod	1	1957-58
Eddie Hart	2	1981-85	Nino Johnson	4	2011-15	Archie Lawson	2	1986-88	Alvin McRaven	2	1944-47
Marcus Harvey	1	1972-73	Roderick Johnson	2	1998-00	Mark Lewis	2	1983-85	Paul McRoberts	1	2013-14
Allen Hatchett	2	1995-97	A.J. Jones	1	2012-13	Mike Lewis	4	1987-91	Terry Mead	2	1981-83
Jim Haug	2	1984-86	Bijon Jones	1	2008-09	Joe Loewe	1	1953-54	Ray Meton	1	1942-43
Arvin Haynes	2	1977-79	Calvin Jones	2	1988-90	Jim Logan	2	1979-81	John Merrick	2	1967-69
Les Hemmer	2	1962-64	Eric Jones	1	2005-06	Jim Long	1	1969-70	Robert Merrick	4	1946-50
Damarcus Hence	4	2001-04	Isiah Jones	2	2014-16	Ken Long	1	1956-58	Don Metz	3	1967-70
Cornall Henderson	4	1972-76	J.T. Jones	1	2014-15	John Lorberg	1	1957-58	Jim Meyer	1	1963-64
Ted Henderson	1	1987-88	Nyah Jones	2	1999-01	Mike Lerch	1	1960-61	Louis Meyer	4	1921-25
Malcolm Henry	4	1985-89	Rob Jones	1	1990-91	Ralph Lowry	1	1944-45	Paul Meyer	3	1956-59
Ralph Henson	3	1985-88	Rolin Jones	3	1932-35	Kenneth Luke	2	1936-38	Kermit Meystedt	3	1964-67
Charles Herbert	3	1985-88	Sam Jones	1	1932-33	Joe Luker	1	1960-61	Iverson Mitchei	2	1923-25
Jaycen Herring	1	2008-09	Tony Jones	2	1983-85	Bob Lutsch	1	1961-62	Dwayne Miles	2	1956-58
Ron Hextell	1	1965-66	Waylan Jones	2	2010-12	Richard Lyte	1	1996-97	LaQuentin Miles	1	2009-10
Gene Hill	2	1964-66	Bill Jordan	4	1960-64	Doyle Mabury	4	1955-59	Bob Miller	4	1960-64
Jim Hill	1	1980-81	Kenny Jordan	2	1979-81	William Mahew	2	1925-27	Dennis Miller	1	1925-26
Johnny Hill	4	2006-10	Perry Kegly	2	1959-61	Denzel Mahoney	1	2016-17	Jack Miller	1	1921-22
Sam Hill	2	1972-74	Quinton Kellar	2	1994-47	Bob Manns	2	1950-52	John Miller	1	1969-70
James Hines	2	1949-51	Lakeo Keller	2	1996-98	Rod Mansker	1	1957-58	Dan Milligan	4	1965-69
Willard Hobbs	2	1929-31	Trey Kellum	2	2015-17	Dennis Maritz	4	1970-74	Don Mirth	2	1956-58
Floyd Hodge	1	1960-61	Coultas Kemp	1	1927-28	Kevin Marquardt	2	1978-80	Tom Mitchel	2	1974-76
Paul Holifield	1	1960-61	Joe Kersting	1	1951-52	Gerald Martin	1	1960-61	Bob Mize	2	1947-49
Will Holifield	1	2013-14	Arthur Kiehne	4	1923-27	Fred Masteller	2	1933-35	Nick Momot	1	1949-50
Anthony Holt	1	1994-95	Edwin Kiehne	2	1921-25	Guy Matthews	1	1921-22	David Montgomery	2	1996-98
Richard Hoot	1	1944-45	Harold Kiehne	4	1934-38	Don Maxey	3	1949-52	Herbert Moore	2	1921-23
Ron Hooten	1	1960-61	Bill Kies	1	1937-38	Andy Maxwell	1	1970-71	Kenard Moore	1	2008-09
Brainard Hope	1	1927-28	Aven Kinder	1	1923-24	Jajuan Maxwell	3	2006-10	Jermall Morgan	2	1993-95
Charles Hopson	1	1986-87	Demetrius King	2	2001-03	Dan May	4	1967-71	Matt Morris	4	1997-01
Zach House	2	2010-12	James King	1	1969-70	Carl Mayer	4	1935-40	Michael Morris	4	1984-88
Bob Howard	1	1948-49	Jim King	1	1970-71	Harold McAdams	2	1983-85	Ray Mosby	2	1975-77
Steve Howell	2	1964-66	Mike Kirby	2	1976-78	Leo McClard	1	1944-45	Russ Mothershead	3	1975-78
Brady Howe	1	1974-75	Dave Kirk	1	1963-64	Leroy McClard	1	1944-45	Herb Mulkey	4	1938-42
William Hubbard	4	1931-35	Israel Kirk	2	2008-10	Tony McClellon	3	1980-83	Gene Munger	3	1953-56
Camille Huber	4	1930-34	Robert Kirkpatrick	1	1955-56	Donnie McClinton	2	1982-84	Greg Neihart	1	1971-72
Herman Hunt	1	1970-71	Devron Kirksey	3	1994-97	Eric McCrary	1	2009-10	Mike Nelke	1	2003-05
Mike Hunt	1	1977-78	Richard Klasting	1	1949-50	Emmanuel McCuthison	2	1999-01	Willis Nichols	3	1946-49
Paul Hunter	3	1925-28	Terry Klein	1	1966-67	Charles McDermott	1	1943-44	Carl Nicholson	2	1985-88
Jere Huss	1	1961-62	Jack Klosterman	4	1941-48	Gene McDonald	4	1933-37	Jerry Nicholson	1	1967-68
Carl Jacobs	1	1978-79	Tom Krebs	3	1956-59	Joe McDonald	4	1933-37	Larry Nickell	1	1960-61
Lynn James	1	1924-25	Devon Lake	3	1989-93	Larry McDonnell	1	1943-44	Nick Niemczyk	2	2011-13
Paul Jenkins	1	1925-26	Luther Lake	1	1926-27	Lloyd McDowell	2	1934-36	Pat Niemczyk	1	1979-80
Bob Johnson	1	1977-78	Jeff Landgraf	3	1970-73	Ray McFarland	1	1956-57	Doan Noce	1	1927-28
Cory Johnson	2	1997-99	Vernon Landgraf	2	1942-47	Ernest McFerron	2	1974-76	Henry Norman	3	1935-38
David Johnson	2	2006-08	Eddie Lane	1	1981-82	Lennies McFerron	1	1973-74	William Norvell	1	1943-44
Don Johnson	1	1977-79	Josh Langford	2	2013-15	William McGheehon	4	1945-49	Marion Nothdurft	1	1937-38

Southeast Missouri State REDHAWKS

ALL-TIME LETTERMEN

Logan Nutt	1	2011-12	Albert Riedel	1	1943-44	Travis Smith	4	1994-98	Herb Upton	4	1944-49
Lucas Nutt	4	2010-14	Don Ringstaff	2	1962-64	Elmer Solberg	2	1947-49	Steve Valli	2	1973-75
Roger Oldfield	1	1957-58	Ray Rippelmeyer	3	1953-55	Bob Speidel	2	1949-51	Tim Van Meter	2	1920-22
Frank Owen	4	1932-36	Carl Ritter	4	1958-63	Mark Steighorst	1	1971-72	Urah Vardell	1	1958-59
Nathan Owen	2	1997-99	Kevin Roberts	2	2001-03	Butch Steigman	2	1961-63	Bob Varel	1	1965-66
Dan Padgett	2	1979-81	Bill Robinson	2	1953-55	James Stephens	1	1959-60	Anthony Vernon	4	1980-84
Larry Page	1	1982-83	Pili Robinson	2	1991-95	Jaylin Stewart	1	2015-16	Freddie Vest	1	1948-49
Paul Paradoski	2	2004-06	Larry Rogers	1	1974-75	Hunter Stiegemeyer	2	1976-78	Ed Viehmann	1	1953-54
William Parker	3	1937-40	Terry Rogers	1	2001-02	Randy Stockbarger	1	1969-70	Milos Vranes	1	2016-17
Josh Payne	1	1994-95	Terrill Rolling	2	1990-92	Michael Stokes	2	1999-01	Tom Wade	1	1977-78
Mike Payne	2	1970-72	Elmer Rudloff	2	1956-58	Tyler Stone	3	2011-14	Jerry Walker	1	1969-70
Roderick Pearson	2	2006-08	Jack Russell	4	1940-44	Kyle Stroder	1	2013-14	Marvin Walker	1	1958-59
Sam Pearson	1	2009-10	LaMont Russell	2	2008-10	Robert Stout	1	1948-49	Randy Walker	1	1944-45
Thomas Peeler	1	1948-49	Dwayne Rutherford	4	1986-90	John Stuhlmann	1	1967-68	Marcus Wallace	1	2014-15
Dionte Perry	1	2006-07	Stanley Rutledge	3	1986-89	Jerry Suedekum	1	1964-65	Demetrius Watson	2	1997-99
Dorst Pfothenhauer	4	1926-30	Mike Ryan	1	1976-77	Owen Suggs	1	1975-76	Daniel Weaver	2	2000-02
Dawson Pikey	2	1959-61	Fred Saalfeld	2	1954-56	Charles Sullivant	1	1949-50	Warren Wendling	2	1980-82
Dave Pilla	1	1976-77	Brandon Samuels	1	1991-92	Doyle Summers	1	1922-23	Calvert White	2	1996-98
Garry Pirch	4	1972-76	Amory Sanders	2	1999-01	Elmer Sutterfield	1	1922-23	Derrick White	2	1993-95
Michael Poole	2	1982-84	Scott Sanford	1	1992-93	James Sutton	2	1993-95	Ed White	1	1943-44
Michael Porter	2	2011-13	John Sanchez	4	1976-80	Steve Switzer	1	1983-84	Jared White	1	2012-13
Otto Porter	2	1979-81	Chester Sarff	2	1929-31	Robert Talbert	2	1927-29	Tyrell White	2	2005-07
Leon Powell	2	2010-12	Jefferson Sarff	1	1928-29	Steve Tappmeyer	2	1977-79	Jim Wiessenborn	1	1953-54
Norman Prather	1	2003-04	Dewayne Saulsberry	1	1997-98	Earnest Taylor	2	1988-90	Corey Wilford	2	2011-13
Don Pritchard	3	1931-34	Don Schaffer	1	1969-70	Marvin Teel	2	1961-63	Robin Wilhoit	4	1976-80
Marvin Proffer	4	1950-53	Tim Scheer	4	2000-03	Thomas Thames	2	1989-91	Ken Wilkerson	2	1964-66
Ray Pugh	3	1985-89	Fred Scheppman	1	1922-23	T.J. Thomas	1	2014-15	Telvin Wilkerson	1	2011-12
Dave Radcliff	2	1941-43	Edwin Schmidt	1	1928-29	Anthony Thomas	4	1978-82	Charles Williams	1	1986-87
Martin Radmer	3	1944-47	Nate Schulte	1	2010-11	Bass Thomas	1	1981-82	Clarence Williams	1	1928-29
Ronny Rankin	2	1984-96	Colby Scott	1	1975-76	Ryan Thomas	2	1998-00	Curtis Williams	3	1964-67
James Ranney	1	1920-21	Curtis Shelton	4	1990-94	Derek Thompson	1	2009-10	Terrick Willoughby	4	2003-07
Paul Ranson	3	1961-64	Joel Shelton	1	2001-02	J.J. Thompson	1	2014-15	Jerry Wilson	2	1950-52
Denzil Ratliff	1	1960-61	Darien Shepard	2	1988-90	James Thornton	2	1935-38	Derek Winans	4	2001-05
Vivan Reed	3	1959-62	Dave Shipley	4	1975-79	Thal Thrower	2	1963-65	Lawrence Wilson	4	1986-90
Clifford Reedy	1	1943-44	Antonio Short	2	1999-01	Thom Thrower	1	1957-58	Tony Wofford	2	1991-93
C.J. Reese	1	2013-14	John Shoush	2	1967-69	Royal Tibi	1	1921-22	Forrest Woodfork	2	1986-88
Bob Reiche	3	1959-62	Hub Shroyer	2	1936-38	Kevin Timmerman	2	1975-77	Caleb Woods	2	2013-15
Andrew Reid	2	1970-72	Gene Sides	1	1932-33	Jacob Tolbert	1	2012-13			
John Reid	1	1958-59	Daniel Simmons	1	2016-17	Naemon Townsend	2	1962-64	Current lettermen in Bold		
Michael Rembert	2	2006-08	John Simpson	1	1988-89	Don Tune	1	1958-59			
Keith Ressel	2	1988-90	Bill Sims	2	1954-56	Derick Turner	2	1985-87			
Ted Reynolds	2	1975-77	Randy Since	1	1970-71	Dwight Turner	4	1962-66			
Larry Rhodes	2	1963-65	Matt Sisley	2	1992-94	Rich Turner	1	1969-70			
Marcus Rhodes	2	2006-08	Bob Smith	3	1950-53	Don Tuttle	2	1968-70			
Scott Richards	2	1979-81	Butch Smith	1	1966-67	Joe Uhls	3	1940-48			
Don Richardson	1	1942-43	Lloyd Smith	2	1922-24	Pete Ulmer	3	1965-68			
John Richie	1	1958-59	Marland Smith	4	2009-13	Robert Umfleet	1	1956-57			
Irvin Richmond	3	1937-40	Michael Smith	1	1980-81	Larry Underwood	3	1965-68			

Southeast Missouri State REDHAWKS

HONORED TEAMS

1943 NAIA NATIONAL CHAMPIONS



Front Row: Jack Russell, Rolla Anderson, Dave Radcliffe, Ray Melton, Mort Harris, C.P. Harris (Coach).

Back Row: Vernon Landgraf, Jack Klosterman, Carl "Ben" Bidewell, Bill Gobon, Don Richardson, Jack Behrens.

Under the direction of coach C.P. Harris, the 1943 Indians claimed the school's first-ever athletics national championship with a 34-32 victory over fellow MIAA Conference opponent Northwest Missouri State in the NAIB finals (Kansas City, Mo.).

Southeast had defeated Northwest in its previous two regular-season meetings that season to clinch the MIAA title. The third meeting between the two schools proved to be most exciting, as the Indians pulled away in the game's final seconds.

Southeast junior guard Jack Behrens drained a shot at the top of the key with seven seconds remaining, giving the Indians a narrow victory and national championship.

The come-from-behind win in the national championship game capped a comeback season for the Indians. Southeast lost its first four games of the 1942-43 campaign before winning 19 of its last 21 contests. The Indians also went 8-0 in MIAA conference play during that stretch.

On the way to their national crown, the Indians dropped some of the nation's top small colleges of the era with wins over Dakota Wesleyan,

Westminster College, East Washington State and Murray State. Southeast also boasted a 10.6 margin of victory throughout the postseason.

All five of Southeast's starters were named either first or second-team all-conference. Behrens, Jack Russell and Carl "Ben" Bidewell garnered first-team honors, while Rolla Anderson and Jack Klosterman were named second-team for the 19-6 national champion Indians.

The team was inducted into the Southeast Athletics Hall of Fame.

Road to the Championship

- vs. Dakota Wesleyan - W, 50-30
- vs. Westminster - W, 56-33
- vs. East Washington State - W, 57-51
- vs. Murray State - W, 38-36
- vs. Northwest Missouri State - W, 34-32

HONORED TEAMS

Southeast Missouri State REDHAWKS

2000 NCAA DIVISION I TOURNAMENT



Front Row (L-R): Michael Stokes, Fred Abraham, Mike Branson, Roderick Johnson, Brian Bunche, Antonio Short, Amory Sanders.
Back Row (L-R): Matt Morris, Tim Scheer, Drew DeMond, Nyah Jones, Damarcus Hence, Emmanuel McCuthison, Ryan Thomas.

A regular-season share of the Ohio Valley Conference title, the OVC postseason championship and the school's first-ever trip to the NCAA Division I Tournament were all achieved by the 1999-2000 Southeast Missouri State University basketball team.

The magical run that ended in a near-upset of then-No. 10 Louisiana State in the first round of the NCAA Regional (Salt Lake City, Utah) brought unprecedented national and international attention to Southeast.

Few thought the Indians had a chance against the tall and powerful Tigers of LSU, who had tied for the Southeastern Conference championship. However, Southeast head coach Gary Garner and his players had other things in mind.

The Indians struggled to get anything going offensively in the first half, but trailed only 24-19 at the intermission. Southeast then came out strong in the second half and nearly pulled off an upset. The Indians led, 61-58, with 2:39 left to play, but the Tigers rallied to knock down two-straight 3-pointers, including one in the last 18 seconds to go up, 64-61.

Roderick Johnson threw up a desperation 3-pointer the bounced off the back of the rim at the buzzer and LSU held on for the win. The tournament may have been over for Southeast, but the team, its fans and the University benefitted from a trip to the Big Dance.

NCAA FIRST ROUND


Louisiana State 64, Southeast Missouri 61 Salt Lake City, Utah

SEMO (24-7)	FG	3P	FT	O/D	REB	F	PTS	A	TO	B	S	M
Roderick Johnson, f	7-13	0-2	5-6	8/3	11	3	19	1	1	0	1	37
Mike Branson, f	1-7	0-3	1-2	3/4	7	2	3	5	2	0	0	26
Brian Bunche, c	2-9	0-0	2-2	1/2	3	3	6	2	0	0	2	32
Antonio Short, g	4-9	2-5	4-4	0/1	1	1	14	0	3	0	1	31
Michael Stokes, g	2-12	2-5	2-3	0/4	4	0	8	3	2	1	0	40
Amory Sanders	1-2	1-2	0-0	0/2	2	1	3	0	0	0	0	9
Emmanuel McCuthison	2-4	2-3	0-1	0/1	1	3	6	0	1	0	0	14
Nyah Jones	1-2	0-0	0-0	1/0	1	2	2	0	0	1	0	11
TEAM				1/4	5							
Totals	20-58	7-20	14-18	14/21	35	15	61	11	9	2	4	200
LSU (27-5)	FG	3P	FT	O/D	REB	F	PTS	A	TO	B	S	M
Brian Beshara, f	3-9	2-2	1-2	2/3	5	2	9	3	2	0	1	33
Stromile Swift, f	6-9	0-0	1-3	3/2	5	3	13	0	1	6	0	31
Jabari Smith, c	7-11	1-1	2-3	1/3	4	3	17	2	1	0	0	24
Torris Bright, g	4-6	3-4	2-2	1/3	4	2	13	4	2	0	1	38
Lamont Roland, g	3-6	0-1	1-2	0/3	3	4	7	1	4	0	2	30
Ronald Dupree	2-5	0-0	0-0	0/4	4	2	4	0	1	0	0	18
Jermaine Williams	0-2	0-1	0-1	0/1	1	1	0	2	1	0	0	11
Collis Temple	0-2	0-2	1-2	0/3	3	0	1	0	1	0	0	10
Brad Bridgewater	0-1	0-0	0-0	0/1	1	0	0	0	0	0	0	5
TEAM				2/4	6							
Totals	25-51	6-11	8-15	9/27	36	17	64	12	13	6	4	200
By Periods	1	2	Final									
Southeast Missouri	19	42	61									
LSU	24	40	64									

Southeast Missouri State REDHAWKS

HONORED TEAMS

1961 NCAA DIVISION II NATIONAL FINALISTS



First Row: Dawson Pikey, Bill Giessing, Les Hemmer, Ron Gray, Bob Reiche, Perry Kegley. **Second Row:** Paul Blain, Vivan Reed, Denzil Ratliff, Bob Miller, Ken Dyson, Bill Jordan. **Third Row:** Coach Joe Uhls, Floyd Hodge, Ron Hooten, Mike Lorch, Gerald Martin, Don Johnson, Coach Charles Parsley. **Fourth Row:** Bill Swan (Manager), Paul Holifield, George Camp, Joe Luker, Noal Gaulding, Larry Nickell, Mike Gross.

1986 NCAA DIVISION II NATIONAL FINALISTS



Bottom Row: Malcomn Henry, Kirt Cochran, Michael Morris, Anthony Hall, Ray Pugh, Carl Nicholson, Chris Edwards. **Top Row:** Ronny Rankin, Eddie Hart, Riley Ellis, Ron Armstrong.

1989 NCAA DIVISION II NATIONAL FINALISTS



Front Row: Darren Shepard, John Simpson, Malcomn Henry, Lawrence Wilson, Calvin Jones, Ray Pugh. **Back Row:** Keith Ressel, Darryl Harris, Johnnie Coleman, Mike Lewis, Dwayne Rutherford, Earnest Taylor.



 **YOUR
REDHAWKS**

**THIS IS
SEMO**

BRING YOUR BIG IDEAS.

**And make
them count.**

Your big ideas will be in good company here. Whatever you choose to study, chances are the program is at the head of its class. And if you're at the head of yours, you can join our honors program and elevate your learning experience even further.



SOUTHEAST MISSOURI
STATE UNIVERSITY • 1873



**SOUTHEAST BOASTS 20+ NATIONALLY
AND INTERNATIONALLY ACCREDITED
PROGRAMS, INCLUDING:**

- / ATHLETIC TRAINING
- / BUSINESS
- / CHEMISTRY
- / COMPUTER SCIENCE
- / DIETETICS
- / EDUCATION
- / ENGINEERING PHYSICS
- / INTERIOR DESIGN
- / MASS COMMUNICATION
- / MUSIC
- / NURSING
- / SOCIAL WORK
- / THEATRE



**GETTING INTO MEDICAL
SCHOOL ISN'T EASY —
WE JUST MAKE IT LOOK
THAT WAY. SOUTHEAST'S
PRE-MED STUDENTS ARE
ACCEPTED TO**

**medical
school well
above the
national
average.**

Like our students, Southeast faculty members come from around the country, hailing from leading institutions such as:

- / Boston Conservatory of Music
- / Carnegie Mellon University
- / Harvard University
- / Pennsylvania State University
- / Purdue University
- / Texas A&M University
- / Tulane University
- / University of Florida
- / University of Michigan
- / Vanderbilt University
- / Yale University



**COME HERE
AS A STUDENT.**

**And go
anywhere
as a
teacher.**

Southeast education graduates work as faculty members in school districts across the nation, and in more than 35 countries around the world.

1:21
faculty-
student
ratio

**Full-time
faculty**

lead most classes, not
teaching assistants —
starting with freshman year.

**THE DONALD L. HARRISON
COLLEGE OF BUSINESS
CONSISTENTLY MAKES THE
PRINCETON REVIEW'S LIST OF
top business
schools.**



ROLL UP YOUR SLEEVES AND GET DOWN TO BUSINESS.

Or education, public policy, communications or journalism — whatever your major, expect to learn a lot in class and even more in practice. And here, that practice happens on the latest technology and in real-world settings. You'll experiment and collaborate in just about all of your coursework. And you'll put new knowledge into action right from the start.



YOUR NEXT BIG IDEA could happen anywhere. But you'll give it legs and watch it run at **Catapult Creative House**, our student-run idea incubator and launchpad for innovation. Get to work in our creative labs, 3D modeling and printing gallery, and impact studio. It's where you'll turn your concepts into prototypes, your prototypes into products, and your products into sales.

THE BEST PLACE TO LEARN ABOUT U.S. POLICY is where it's actually being shaped. So you'll go to the **Center for Strategic and International Studies (CSIS) in Washington, D.C.**, for part of our University Studies course. For four exhilarating days, you'll work directly with researchers and consultants who advise national leaders. And if you're really on top of your game, you may end up influencing the strategies you've come to study.



INTERNSHIPS

RÉSUMÉS ARE BUILT—NOT WRITTEN.

The workforce is just that: a force. And it's one you'll meet head on at Southeast Missouri State. We'll help you find internships (that's plural on purpose) and coach you through any challenges or questions that come your way.



SET OUT AND JOIN IN.

Earn your wings early. Chew your way into campus history. Share your musical gift. Meet your new brothers or sisters. Whatever you do — whether it's joining a club or carrying on a tradition — just know that you won't do it alone (except the chewing part).

21

SOCIAL FRATERNITIES AND SORORITIES

Representing the IFC, Panhellenic and NPHC Councils. Many of them call Greek Hill home. And in Fall 2016, a new Greek Village will open on campus, providing an expanded Greek community where thousands of students will make new memories of brotherhood and sisterhood.



180+ student groups

With organizations on campus from A (Adult Recess improv group) to Z (Zeta Phi Beta Sorority), there's something to meet every professional, social, recreational or religious interest. And if you can't find what you're looking for, form your own group.

We honor our heritage by sticking to our traditions.

Some of them, quite literally. For years, students have been making the trek up **Cardiac Hill** (a tradition in its own right) to add their chewing gum to our infamous **Gum Tree**.

MAKE ART THAT INSPIRES.

And do it on
a campus
that's equally
inspiring.



Dobbins River Campus Center


Inside this living-learning center, you can make a masterpiece, make dinner and make your bed without ever leaving the **River Campus**.

In addition to a residence hall, dining facilities and contemporary classrooms, the **Cultural Arts Center** offers professional-level theatres, costume and scene shops, music rehearsal and gallery space, and dance and art studios — each equipped to inspire ovation-worthy works of art.



Built
our R
Miss
arts.
in the
Perfo
Come
the la
breat





on the banks of the Mississippi,
iver Campus is the only one in
ouri dedicated entirely to the
But you don't have to be a student
e Holland School of Visual and
rming Arts to appreciate it.
e catch a performance. Explore
test exhibits. Or just enjoy the
htaking river views.

Five venues for exhibiting your
talent — including theatres, a
recital hall and galleries — set
the stage for

**more than
a hundred
different
events
each year.**

Among our student-produced
musical performances, you'll hear
everything from the classics to the
contemporary — including Brahms'
Double Concerto in A Minor and
Andrew Lipka's *The Addams Family*.



**Southeast makes it
affordable to do what
you dream of doing,
and we're recognized
as one of the country's
institutions with
the least indebted
students.**

LEARN MORE
about our \$17 million in
annual scholarships at
semo.edu/scholarships.

**SEE FOR YOURSELF
WHAT YOU'LL DO HERE**
Call us at (573) 651-2590
or schedule a visit at
semo.edu/visit.

OFFICE OF ADMISSIONS
One University Plaza, MS 3550
Academic Hall 100D
Cape Girardeau, Missouri 63701

573.651.2590
admissions@semo.edu

APPLY
We can't wait to see what you do.
But first, you'll need to get in.
semo.edu/apply



 **YOUR
REDHAWKS**



**DO
YOU
HAVE
THE
WILL
TO**

serve all
community
members?



**SOUTHEAST MISSOURI
STATE UNIVERSITY · 1873**



YOUR REDHAWKS



2017-18 SCHEDULE

Date	Opponent	Time
Nov. 1	Missouri S&T (ex.)	6:30 p.m.
Nov. 10	Missouri Baptist ^{OVCDN}	6:30 p.m.
	<i>Cancun Challenge</i>	
Nov. 13	at Louisiana Tech	6:30 p.m.
Nov. 16	at Evansville ^{ESPN3}	7 p.m.
Nov. 21	vs. Cal St. Northridge# ^{CBS SPORTS DIGITAL}	2 p.m.
Nov. 22	vs. Binghamton/Montana St.# ^{CBS SPORTS DIGITAL}	11:30 a.m./2 p.m.
Nov. 26	North Carolina Central ^{OVCDN}	2 p.m.
Nov. 28	Hannibal-LaGrange ^{OVCDN}	6:30 p.m.
Dec. 2	at North Carolina Central	6 p.m.
Dec. 6	UMKC ^{OVCDN}	6:30 p.m.
Dec. 9	at Southern Illinois ^{ESPN3}	7 p.m.
Dec. 16	at Kansas State ^{ESPN3}	7 p.m.
Dec. 20	Bradley ^{OVCDN}	1 p.m.
Dec. 22	at Saint Louis ^{FOX SPORTS MIDWEST}	6 p.m.
Dec. 28	Belmont * ^{OVCDN}	7:30 p.m.

Dec. 31	Tennessee State * ^{OVCDN}	1 p.m.
Jan. 4	at Murray State* ^{OVCDN}	7 p.m.
Jan. 6	at Austin Peay* ^{OVCDN}	7 p.m.
Jan. 11	Morehead State * ^{OVCDN}	7:30 p.m.
Jan. 13	Eastern Kentucky * ^{OVCDN}	4:15 p.m.
Jan. 18	at SIU Edwardsville* ^{OVCDN}	7 p.m.
Jan. 20	at Eastern Illinois* ^{OVCDN}	3:15 p.m.
Jan. 25	at Tennessee Tech* ^{OVCDN}	7:30 p.m.
Jan. 27	at Jacksonville State* ^{OVCDN}	7 p.m.
Feb. 1	Murray State * ^{OVCDN}	7:30 p.m.
Feb. 3	Austin Peay * ^{OVCDN}	4:15 p.m.
Feb. 8	at Morehead State* ^{OVCDN}	6:30 p.m.
Feb. 10	at UT Martin* ^{OVCDN}	6 p.m.
Feb. 15	Eastern Illinois * ^{OVCDN}	6:30 p.m.
Feb. 17	SIU Edwardsville * ^{OVCDN}	4:15 p.m.
Feb. 22	at Eastern Kentucky* ^{OVCDN}	7 p.m.
Feb. 24	UT Martin * ^{OVCDN}	4:15 p.m.



All Times Central and Subject to Change
Home Games in **Bold**

All games broadcast live on the radio at
ESPN 92.9 FM & Real Rock 99.3 FM
OVCDN - OVC Digital Network

* - Denotes Ohio Valley Conference Game

- Game played in Cancun, Mexico