



Southeast Missouri State REDHAWKS

GAME

9



SOUTHEAST MISSOURI (4-4) VS. MISSOURI STATE (4-2)

DateWednesday, December 7, 2016
Tip-Off6:34 p.m., CT
LocationCape Girardeau, Mo.
ArenaShow Me Center (7,000)
Series HistoryMissouri State leads, 90-55
Last MeetingSEMO 78, MSU 74
 (Dec. 22, 2015 / Springfield, Mo.)

MEDIA COVERAGE

RadioSEMO ESPN 92.9 FM / Real Rock 99.3 FM
 (Erik Sean, Jess Bolen)
VideoOVC Digital Network
Live StatsGoSoutheast.com

SOUTHEAST MISSOURI SPORTS INFORMATION


Basketball Contact Jeff Honza
Phone / Email(573) 651-2933 / redhawk1@me.com

Head Coaches

Rick Ray (46-88 overall; 9-28 at SEMO; 2-14 OVC)
 Paul Lusk (77-115 overall; 75-92 at MSU)

GOSOUTHEAST.COM

Social Media



2016-17 SCHEDULE/RESULTS

November (3-3)

7	Missouri S&T (exhibition)	W, 84-77
11	at Illinois <small>Big Ten Network</small>	L, 62-81
13	Hannibal-LaGrange <small>OVC DN</small>	W, 86-54
16	at Western Illinois <small>ESPN3</small>	W, 74-71
18	at Bradley <small>ESPN3</small>	L, 78-84
22	UT Rio Grande Valley <small>OVC DN</small>	W, 83-72
28	at UMKC	L, 75-86

December (1-1)

1	Central Arkansas <small>OVC DN</small>	W, 87-63
4	at #10 Indiana <small>ESPN2</small>	L, 55-83
7	Missouri State <small>OVC DN</small>	6:30 p.m.
10	Northern Kentucky <small>OVC DN</small>	2 p.m.
17	at Missouri State! <small>ESPN3</small>	5:05 p.m.
19	at DePaul! <small>FS1</small>	8 p.m.
22	vs. Chicago State!	2 p.m.
23	vs. Troy/Cornell!	TBA
29	Henderson State <small>OVC DN</small>	5 p.m.
31	Eastern Kentucky * <small>OVC DN</small>	2:30 p.m.

January

5	at Tennessee State* <small>OVC DN</small>	7:30 p.m.
7	at Belmont* <small>OVC DN</small>	7 p.m.
10	Tennessee Tech* <small>OVC DN</small>	6:30 p.m.
14	at UT Martin* <small>OVC DN</small>	6 p.m.
19	SIU Edwardsville* <small>OVC DN</small>	6:30 p.m.
21	Eastern Illinois* <small>OVC DN</small>	4:15 p.m.
26	at Murray State* <small>OVC DN</small>	7 p.m.
28	at Austin Peay* <small>OVC DN</small>	6:30 p.m.

February

1	Jacksonville State* <small>OVC DN</small>	7 p.m.
4	Morehead State* \$ <small>OVC DN</small>	4:15 p.m.
9	at SIU Edwardsville* <small>OVC DN</small>	7 p.m.
11	at Eastern Illinois* <small>American Sports Network</small>	1 p.m.
18	UT Martin* <small>American Sports Network</small>	11 a.m.
23	Murray State* <small>OVC DN</small>	6:30 p.m.
25	Austin Peay* <small>OVC DN</small>	4:15 p.m.

March

1-4 OVC Tournament Nashville, Tenn.

All games are broadcast live on the radio at ESPN 92.9 FM and Real Rock 99.3 FM; All times are Central and subject to change; * - Denotes Ohio Valley Conference Game; OVC DN - OVC Digital Network; ! - Las Vegas Classic; \$ - Hall of Fame Weekend

Redhawks Open Homestand

Southeast Missouri (4-4) opens a two-game homestand against in-state rival Missouri State (4-2) Wednesday. Tip-off is set for 6:30 p.m., CT, at the Show Me Center.

Follow the Redhawks

Fans can listen to Wednesday's game live on the radio at ESPN 92.9 FM and Real Rock 99.3 FM with Erik Sean and Jess Bolen calling the action from the Show Me Center. Video can be accessed online at the OVC Digital Network. Live stats are available at GoSoutheast.com. Twitter updates provided @SEMOMBB.

Series History

Southeast and Missouri State meet for the 146th time Wednesday. The Redhawks and Bears play twice this season. Southeast returns the trip to Springfield as part of the Las Vegas Classic on Dec. 17. MSU owns a 90-55 advantage in the all-time series which began in 1911. It is the Redhawks second-longest series in program history. Southeast has played only Central Missouri (155 games) more than the Bears. MSU lost in three of its last four trips to Cape Girardeau. The Redhawks and Bears dueled to a 5-5 record in their last 10 matchups.

Last Time Against the Bears

The Redhawks ended an 11-game losing streak and gave Rick Ray his first win as their head coach when they beat Missouri State, 78-74, in Springfield on Dec. 22, 2015. Southeast created lots of problems for MSU, which turned the ball over 16

SOUTHEAST MISSOURI PROBABLE STARTERS



1

Antionius Cleveland
G / 6-6 / 195 / Sr.
Memphis, Tenn.


15.6 ppg, 5.5 rpg,
2.1 apg



12

Jamaal Calvin
G / 6-1 / 184 / Sr.
Chattanooga, Tenn.

5.1 ppg, 2.5 rpg,
3.4 apg



13

Trey Kellum
F / 6-7 / 213 / Sr.
Peoria, Ill.

12.1 ppg, 7.0 rpg,
0.5 apg



22

Jaylen Benton
G / 6-3 / 180 / Jr.
Columbus, Ohio

5.9 ppg, 1.7 rpg,
2.0 apg



34

Denzel Mahoney
G / 6-4 / 213 / Fr.
Oviedo, Fla.

11.3 ppg, 3.4 rpg,
0.6 apg



Southeast Missouri State REDHAWKS

2016-17 BASKETBALL NOTES / MISSOURI STATE • DEC. 7

times and shot only 21.4 percent (6-of-28) from 3-point range. Jamaal Calvin, after missing four games with a hamstring injury, missed three free throws before sinking a pair to give the Redhawks a four-point cushion with 30 seconds remaining. Antonius Cleveland had a double-double 18 points and 10 rebounds, and made a free throw with five seconds left to ice the win. All five starters reached double figures in the scoring column against the Bears.

Against the MVC

Missouri State is the second Missouri Valley Conference opponent on the Redhawks schedule this season. Southeast dropped an 84-78 decision on the road at Bradley (Nov. 18). The Redhawks are 107-188 all-time against the MVC. That record includes a 45-70 mark against SIU, 0-1 record vs. Drake, 4-9 record vs. Evansville, 2-8 mark vs. Bradley, 1-8 record vs. Illinois State, 0-2 record vs. Indiana State and a 55-90 mark vs. Missouri State.

We Meet Again

Southeast head coach Rick Ray (2006-10) and Missouri State head coach Paul Lusk (2004-11) were assistant coaches on Matt Painter's staff at Purdue. The Boilermakers were a combined 103-37 (.736) with four NCAA Tournament appearances when Ray and Lusk worked together as assistants at Purdue.

Highly Active

Antonius Cleveland is second among Ohio Valley Conference active career leaders in points (1,132), rebounds (447) and steals (121). Cleveland also ranks third in assists (186) and blocks (55). Trey Kellum and Jamaal Calvin are among the league's active career leaders, as well. Kellum is 13th in rebounds (198) and Calvin is 10th in assists (139), fifth in steals (70) and tied for seventh in 3-pointers made (89).

Major Improvement

Southeast has seen significant improvement in several areas over the course of its first eight games this season. Here are the jumps the Redhawks have made in the NCAA national

2016-17 SOUTHEAST MISSOURI REDHAWKS ROSTER

No.	Name	Pos.	Ht.	Wt.	Cl.	Yr.	Hometown (High School/College)
0	Dondre Duffus	G	6-3	183	Jr.	3rd	Palm Beach, Fla. (Boyd Anderson/St. Petersburg College)
1	Antonius Cleveland	G	6-6	195	Sr.	4th	Memphis, Tenn. (Faith Baptist Christian Academy (Ga.)
2	Tahj Eaddy	G	6-2	154	Fr.	1st	West Haven, Conn. (Tennessee Prep Academy)
3	Ray Kowalski	G	6-3	195	Fr.	1st	Concord, N.C. (Concord)
4	Milos Vranes	F	6-7	200	Jr.	3rd	Belgrade, Serbia (Third Belgrade/ND State College of Science)
5	Joel Angus III	F	6-7	240	Sr.	4th	Brooklyn, N.Y. (Putnam Science Academy/Monroe College)
10	Jonathan Dalton	G	5-10	155	So.	2nd	New Orleans, La. (West Jefferson/Copiah-Lincoln CC)
11	Eli Sample*	G	6-4	184	Sr.	4th	Crystal City, Mo. (Crystal City/Southwest Baptist)
12	Jamaal Calvin	G	6-1	184	Sr.	4th	Chattanooga, Tenn. (McCallie Prep)
13	Trey Kellum	F	6-7	213	Sr.	5th	Peoria, Ill. (Peoria Central/Florida A&M)
15	Donnie Lewis*	G	6-1	170	So.	2nd	Lexington, Ky. (Paul Dunbar/Spalding University)
22	Jaylen Benton	G	6-3	180	Jr.	3rd	Columbus, Ohio (Westerville North/Monroe College)
23	Daniel Simmons	G	6-2	204	Jr.	3rd	Biggersville, Miss. (Biggersville/East Mississippi CC)
34	Denzel Mahoney	G	6-4	213	Fr.	1st	Oviedo, Fla. (Hagerty)
35	William Tchiengang	F	6-8	227	Jr.	3rd	Yaounde, Cameroon (Midland College)

* Walk-on

Head Coach: Rick Ray, Second Year (Grand View College, 1994)

Assistant Coach: Adam Gordon, Second Year (Tampa, 2006)

Assistant Coach: Nick Lagroone, Second Year (Southern Wesleyan, 2011)

Assistant Coach: Chris Moore, Second Year (Kentucky State, 1991)

Director of Operations: Tom Berryman, First Year (Alabama, 2010)

Graduate Manager: David Potter, First Year (Clemson, 2010)

Pronunciations

Joel Angus IIIjoe-ELLE
William Tchiengang.....chain-guh
Milos Vranes.....mi-lowsh vrah-esh

Breakdown by Class

Total Squad Members.....15
Seniors.....5
Juniors.....5
Sophomores.....2
Freshmen.....3



2015-16 OHIO VALLEY CONFERENCE STANDINGS (AS OF DEC. 6)

East	OVC					Overall					
	Record	Pct.	Home	Away	Streak	Record	Pct.	Home	Away	Neutral	Streak
Tennessee State	0-0	.000	0-0	0-0	-	7-1	.875	1-0	4-1	2-0	W1
Eastern Kentucky	0-0	.000	0-0	0-0	-	5-4	.556	4-1	0-2	1-1	W3
Jacksonville State	0-0	.000	0-0	0-0	-	5-4	.556	1-0	2-4	2-0	L1
Belmont	0-0	.000	0-0	0-0	-	3-3	.500	2-0	1-2	0-1	W2
Tennessee Tech	0-0	.000	0-0	0-0	-	4-6	.400	3-2	1-4	0-0	W2
Morehead State	0-0	.000	0-0	0-0	-	2-5	.286	2-1	0-4	0-0	L5
West	Record	Pct.	Home	Away	Streak	Record	Pct.	Home	Away	Neutral	Streak
UT Martin	0-0	.000	0-0	0-0	-	8-2	.800	5-0	3-2	0-0	W3
Eastern Illinois	0-0	.000	0-0	0-0	-	5-3	.625	4-1	1-2	0-0	W1
Murray State	0-0	.000	0-0	0-0	-	4-4	.500	3-0	0-3	1-1	W1
Austin Peay	0-0	.000	0-0	0-0	-	4-4	.500	2-1	0-3	2-0	L2
Southeast Missouri	0-0	.000	0-0	0-0	-	4-4	.500	3-0	1-4	0-0	L1
SIUE	0-0	.000	0-0	0-0	-	4-4	.500	1-1	2-2	1-1	L1





2016-17 BASKETBALL NOTES / MISSOURI STATE • DEC. 7

statistics since the end of the 2015-16 campaign.

	2015-16	2016-17
Turnover Margin	191st (-0.2)	12th (+5.9)
Turnovers Forced	100th (13.6)	18th (17.6)
Turnovers Per Game	286th (13.9)	62nd (11.7)
Free Throw Percentage	331st (.641)	70th (.744)
Assist/Turnover Ratio	282nd (0.9)	76th (1.2)

- 351 ranked

Pulling Rank

The Redhawks enter the week ranked among the top 20 NCAA Division I programs in turnover margin (12th, +5.9), turnovers forced (18th, 17.6), total steals (19th, 72) and steals per game (20th, 9.0). Individually, Jamaal Calvin is ninth in the nation in assist/turnover ratio (27/6, 4.5) and Trey Kellum is 29th in offensive rebounds per game (3.5). Calvin and Kellum lead the Ohio Valley Conference in those categories, as well.

OVC Status

As a team, Southeast is among the top five in the Ohio Valley Conference in turnover margin (2nd), free throw percentage (3rd, .744), rebounding defense (4th, 34.2 rpg), scoring defense (5th, 74.2 ppg allowed) and assist/turnover ratio (117/96, 1.2). Tahj Eaddy (1st in 3-Point FG percentage, .600), Jamaal Calvin (1st in assist/turnover ratio, 4.5; 6th in steals, 1.9 spg), Antonius Cleveland (7th in blocks, 1.1 bpg; 9th in scoring, 15.6 ppg), Trey Kellum (1st in offensive rebounds, 3.5 rpg; 9th in free throw percentage, .793) and Denzel Mahoney (t10th in free throw percentage, .786) rank among league leaders.

Big Week Mahoney

True freshman guard Denzel Mahoney scored double figures in three-straight starts for Southeast last week. A native of Oviedo, Florida, Mahoney averaged 16 points and 4.3 rebounds per contest over that stretch. He opened the week with a season-high 20 points on 8-of-14 field goals (57.1 pct.) at UMKC (Nov. 28). Mahoney followed that up with 12 points vs. Central Arkansas (Dec. 1) and rounded out the week with a team-high 16 points at #10 Indiana (Dec. 4). He had 12 of his points in the second half against the Hoosiers.

Freshman Charge

Denzel Mahoney currently ranks second among Ohio Valley Conference freshmen in scoring with 11.3 points per game this season. Mahoney ranks behind Eastern Kentucky's Asante Gist (12.8 ppg).

200 in Sight

Trey Kellum, who leads Southeast with seven rebounds a game this season, needs two more to reach 200 in his career. Kellum has 198 rebounds with 80 on the offensive end during his two-year stint with the Redhawks. He has a total of 10 games with eight or more rebounds in his career.

Scoring Rise

Southeast is averaging 75 points a game through eight contests this season, a +8 improvement from where it finished last season (67 ppg). The Redhawks scored 83 or more points in three of their four wins this year. Southeast put up 80 or more points just four times in 2015-16.

Ahead of the Curve

The Redhawks, who won just five games in 2015-16, are one away from matching that win total. Southeast picked up its fourth victory with an 87-63 victory over Central Arkansas (Dec. 1). The Redhawks didn't get four wins until nearly halfway through their Ohio Valley Conference season a year ago (68-60, vs. UT Martin on Jan. 24, 2016).

Board Certified

Southeast, which outrebounded its opponent 10 times in 29 games last season, is nearly halfway to that mark. The Redhawks won the battle of the boards in four of their last six contests and are averaging 32.6 rebounds per game, just 3.7 rebounds from where they finished in 2015-16 (35.3 rpg).

Turnover Free

Point guard Jamaal Calvin went his fifth game in eight starts without turning the ball over. Calvin leads the Ohio Valley Conference and ranks ninth in the nation in assist/turnover ratio. He has 27 assists and only six

2016-17 STATS COMPARISON

SEMO	MSU
4-4.....Record.....	4-2
0-0.....Conference Record.....	0-0
75.0.....Points Per Game.....	81.2
74.2.....Opp. Points Per Game.....	59.2
+0.8.....Scoring Margin.....	+22.0
.432.....Field Goal Percentage.....	.489
.495.....Opp. turField Goal Percentage.....	.421
.343.....3-Point Field Goal Percentage.....	.377
.412.....Opp. 3-Point Field Goal Percentage.....	.305
.731.....Free Throw Percentage.....	.725
.699.....Opp. Free Throw Percentage.....	.742
32.6.....Rebounds Per Game.....	33.3
34.2.....Opp. Rebounds Per Game.....	30.2
-1.6.....Rebounding Margin.....	+3.2
14.6.....Assists Per Game.....	15.3
12.0.....Turnovers Per Game.....	9.3
+5.6.....Turnover Margin.....	+7.5
2.3.....Blocks Per Game.....	4.3
9.0.....Steals Per Game.....	8.7

THIS WEEK'S SCHEDULE/RESULTS

Tuesday, December 6

Belmont at Lipscomb, 6:30 p.m., CT

Wednesday, December 7

Eastern Kentucky at Jacksonville, 6 p.m., CT

Eastern Illinois at Northern Kentucky, 6 p.m., CT

Missouri State at Southeast Missouri, 6:30 p.m., CT

Stetson at SIU Edwardsville, 8 p.m., CT

Saturday, December 10

Tennessee Tech at Michigan State, 1 p.m., CT

Eastern Kentucky at Ball State, 1 p.m., CT

Austin Peay at Fort Wayne, 1:30 p.m., CT

Eastern Illinois at Western Illinois, 2 p.m., CT

Northern Kentucky at Southeast Missouri, 2 p.m., CT

UT Martin at Illinois State, 2 p.m., CT

Missouri Western at SIU Edwardsville, 2 p.m., CT

Tennessee State at NC State, 3 p.m., CT

Murray State at Evansville, 3 p.m., CT

Morehead State at Lipscomb, 4 p.m., CT

Jacksonville State at UL Monroe, 7 p.m., CT



2016-17 BASKETBALL NOTES / MISSOURI STATE • DEC. 7

HONORS & AWARDS

Captains

Antonius Cleveland, Sr., G
Joel Angus III, Sr., F

Preseason All-OVC

Antonius Cleveland, Sr., G

2016-17 OVC PRESEASON POLL

East Division (First-Place Votes)

Belmont (16).....	126
Tennessee State (6).....	106
Morehead State (1).....	98
Tennessee Tech.....	62
Eastern Kentucky.....	60
Jacksonville State.....	40

West Division (First-Place Votes)

Murray State (21).....	131
Eastern Illinois.....	95
Austin Peay (2).....	88
UT Martin (1).....	82
SIUE.....	54
Southeast Missouri.....	42

2016-17 PRESEASON ALL-OVC TEAM

Name, Position, School

Taylor Barnette, G, Belmont

Evan Bradds, F, Belmont

Antonius Cleveland, G, Southeast Missouri

Cornell Johnston, G, Eastern Illinois

Bryce Jones, G, Murray State

Aleksa Jugovic, G, Tennessee Tech

Wayne Martin, F, Tennessee State

Nick Mayo, F, Eastern Kentucky

Tahjere McCall, G, Tennessee State

Xavier Moon, G, Morehead State

Josh Robinson, G, Austin Peay

Preseason OVC Player of the Year

Evan Bradds, F, Belmont

turnovers. Calvin has not turned the ball over in a span of 44 minutes over his last two starts.

Dalton Returns

After missing a game and a half due to a concussion, Jonathan Dalton made his return at #10 Indiana (Dec. 4). Dalton played seven minutes off the bench.

Climbing the Ranks

Antonius Cleveland ranks among Southeast's all-time career leaders in scoring (15th, 1,132), free throws attempted (6th, 410), steals (t5th, 121) and games started (t5th, 84). Cleveland needs 105 more points to crack the Redhawks top-10 all-time scoring list.

Big Second Half

Southeast stormed out to a 36-1 run in the first 10 minutes of the second half to blow by Central Arkansas, 87-63, Thursday at the Show Me Center. The Redhawks, who trailed 37-30 at halftime, caught fire to make 14 of their first 20 field goals of the second half. Southeast set new season-highs in points, field goals made (33), field goal percentage (.508), 3-point field goals made (14), 3-point field goals attempted (34) and assists (28) against the Bears.

Nice Accomplishment

The Redhawks 57 second-half points against Central Arkansas (12/1) were the most scored in any half of basketball under head coach Rick Ray. Southeast last scored 57 or more points in a half vs. Tennessee State (61 in second half) on Dec. 6, 2007.

Bombs Away

Southeast attempted 87 three-pointers in its last three games. The Redhawks shot 8-of-28 at UMKC (11/28), 14-of-34 vs. Central Arkansas (12/1) and 5-of-25 at #10 Indiana (Dec. 4). Southeast is shooting 21.8 threes per game, 4.2 more than it attempted from beyond the arc last season (17.6).

December Has Begun

Southeast plays home games in three of its first four December contests. The Redhawks host Missouri State (Dec. 7) and Northern Kentucky (Dec. 10) this week. In all, Southeast

plays 10 games in December, its heaviest month of the season.

Assist Heavy

Southeast collected a season-best 28 assists on 33 made field goals in its latest win over Central Arkansas (Dec. 1). It was the Redhawks most assists in a game since they accumulated 31 in a 108-81 win at Austin Peay on Feb. 28, 2013. Southeast is averaging 14.6 assists per game this season.

Kellum Goes for 20

Forward Trey Kellum netted a season-high 21 points and nine rebounds against Central Arkansas (Dec. 1). Kellum shot 10-of-14 from the field and scored 17 of his points in the second half. At the time, it was his sixth-straight start scoring double figures. Kellum is Southeast's top rebounder (7 rpg) and second-leading scorer (12.1 ppg) this season.

Stealing the Show

The Redhawks leads the Ohio Valley Conference with 72 steals this season. Southeast is averaging nine per game. Jamaal Calvin (15), Antonius Cleveland (9), Milos Vranes (10) and Trey Kellum (9) have accounted for 59.7 percent of the team's steals.

Undefeated at Home

Southeast holds a 3-0 record at home this season as one of six Ohio Valley Conference teams without a loss on their homecourt. The Redhawks are undefeated at home to start a season for the first time since 2014-15 when they won their first four contests in Cape Girardeau.

Balanced Scoring

The Redhawks had multiple double-digit scorers in all eight games this season. Most recently, Denzel Mahoney scored 16 points and Antonius Cleveland had 13 at #10 Indiana (Dec. 4).

Double-Double

Antonius Cleveland turned in Southeast's first double-double of the season when he scored 21 points and grabbed 10 rebounds vs. UT Rio Grande Valley (Nov. 22). Cleveland, limited to just nine minutes in the first half due to early



2016-17 BASKETBALL NOTES / MISSOURI STATE • DEC. 7

foul trouble, erupted for 17 points and nine boards in the final stanza. He shot 8-of-15 from the field and 5-of-7 at the free throw line en route to his team-high eighth career double-double.

Cleveland Gets 20

Antonius Cleveland scored 20 or more points in two games this season. Cleveland notched a game-high 20 points at Western Illinois (Nov. 16) and a season-high 21 points vs. UT Rio Grande Valley (Nov. 22). He has eleven 20-point games in his career.

Tchiengang Scores

William Tchiengang scored his first career points at the free throw line when he made two to slice Bradley's lead to 47-44 with 12:48 left to play on Nov. 18. Tchiengang was cleared from the NCAA Eligibility Center minutes before Southeast departed for its trip to Western Illinois (Nov. 16). He also scored four points vs. UT Rio Grande Valley (Nov. 22).

Redhawks Come From Behind to Beat Western Illinois

The Redhawks overcame a 12-point deficit to eke out a 74-71 road win at Western Illinois (Nov. 16). Southeast trailed, 53-41, with 12:51 remaining before outscoring WIU by 15 points (33-18) the rest of the way. The Redhawks beat the Leathernecks in Macomb for the first time since 1972. Freshman Denzel Mahoney knocked down two free throws to give the Redhawks a 64-63 edge with 3:31 left in the game, their first lead since around that same time (3:42) in the first half. Shortly after Jabari Sandifer's 3-pointer put WIU ahead, 67-64, Milos Vranes answered with a three of his own to bring the game to its seventh tie. Mahoney again gave SEMO the lead (69-67) with two more free throws at the 1:54 mark. Antonius Cleveland then made it a two-possession game when he added a pair of free throws. Things would get interesting in the final minute as Dalan Ancrum narrowed the gap to 73-71 with 38 seconds on the clock. WIU later rebounded the ball off a missed jumper by Jamaal Calvin with six seconds. Following three-straight timeouts, Ancrum's fall away 16-footer was no good and Mahoney grabbed the rebound with 1.4 seconds remaining. Mahoney

split a pair of free throws to extend SEMO's lead to 74-71 before stealing the inbounds pass at halfcourt as time expired.

Happy 50th

With his team-high three blocks at Western Illinois (Nov. 16), Antonius Cleveland reached 50 in his career. Cleveland has had 13 games with multiple blocks in his career.

Vranes Makes Immediate Impact

North Dakota State College of Science transfer Milos Vranes began his NCAA Division I career with three-straight double figure scoring games. Vranes dropped in 12 points off the bench at Illinois (Nov. 11) and followed that up with 11 against Hannibal-LaGrange (Nov. 13). He then pitched in a season-high 15 points and grabbed seven rebounds at Western Illinois (Nov. 16). Vranes is presently Southeast's fourth-leading scorer (7.3 ppg) and ranks second on the team with 10 3-pointers made.

Duffus Makes Starting Debut

Guard Dondre Duffus made his first career start at Western Illinois (Nov. 16). Duffus finished with six points, four rebounds and three steals in 21 minutes. He was part of the Redhawks second different lineup combination in three games this season. Duffus followed that up with 10 points at Bradley (Nov. 18).

Records Fall

Southeast established new single-game records in steals (23), forced turnovers (30) and points off turnovers (41) in its commanding 86-54 win over Hannibal-LaGrange (Nov. 13). All of those marks are records during the Redhawks NCAA Division I era (since 1991-92).

Ray Gets First Win

The Redhawks gave head coach Rick Ray his first win of the season when they buried Hannibal-LaGrange, 86-54, on Nov. 13. Southeast improved to 20-6 all-time in home-openers since joining the NCAA Division I ranks in 1991-92. The Redhawks opened their home slate with a win for the fifth time in six years and posted a victory for the 12th time in their last 15 home-opening dates.

SHOW ME CENTER INFORMATION

Photographers

Photographers working the floor level at the Show Me Center are required to shoot from behind the dash lines along the baselines and must sit on the floor in those areas. The Sports Information Director may identify other positions off the court where photographers may work, provided the view is not blocked for fans. At no time may photographers work directly from behind the official scorer's table and team benches, and in front of any courtside signage. No tripods may be placed on or beside the court.

Postgame Procedure

All interview requests for Southeast student-athletes must be made to a member of the Southeast Missouri sports information staff prior to the end of each game. Student-athletes will be escorted to postgame press conferences in the front meeting rooms of the Show Me Center. Media representatives are not allowed in the dressing room area. Redhawks head coach Rick Ray will address the media during press conferences after every game and the opposing head coach will be invited upon request. Ray will join press conferences immediately after his postgame radio obligation with the Redhawks Radio Network.

Credentials

Credentials are required for entrance to the Show Me Center. To request season or singlegame credentials, please contact Southeast Missouri Sports Information Director Jeff Honza by phone (573) 651-2933 or email jhonza@semo.edu/redhawk1@me.com. Credentials can be picked up at the NCAA pass gate located inside the main entrance of the Show Me Center.

Press Row

Media will be issued assigned seats course on the north side of the Show Me Center. Press row is reserved for working media only. Professional decorum is expected at all times. Cheering or outward expression is strictly prohibited.

Gameday Information

Game notes, rosters, statistics and other information is available on press row and in the media workroom at the Show Me Center on gamedays. Weekly releases will be published online at GoSoutheast.com.

Phone Lines

One phone line will be provided to the visiting team's official radio station courtesy of the Redhawks Radio Network. If additional phone lines are needed, they must be secured by calling (573) 651-2275 at least one week in advance.

Wireless Internet

The Show Me Center is equipped with wireless internet. Please see a member of the Southeast Missouri sports information staff for login information.



2016-17 BASKETBALL NOTES / MISSOURI STATE • DEC. 7

Streak Ended

Southeast ended a nine-game losing skid with its win over Hannibal-LaGrange (Nov. 13). The win marked the Redhawks first since beating SIU Edwardsville, 58-51, on Jan. 28, 2016 in Edwardsville, Illinois.

Difference-Maker

Guard Jamaal Calvin made a big difference in Southeast's win over Hannibal-LaGrange (Nov. 13). Calvin collected a career-high six steals and dished out five assists in 19 minutes against the Trojans. He started each of the Redhawks first eight games this season.

Cleveland Strong

Preseason All-Ohio Valley Conference guard Antonius Cleveland opened the 2016-17 season with five double-digit scoring games. Cleveland scored Southeast's first eight points of the game and finished with 10 in the Redhawks season-opening loss to Big Ten member Illinois (Nov. 11). Two days later, Cleveland led all Southeast scorers with 16 points and three steals in the Redhawks win over Hannibal-LaGrange. He also had three alley-oop dunks against the Trojans. Cleveland followed that up with 20 points at Western Illinois (Nov. 16), 16 at Bradley (Nov. 18) and a season-best 21 vs. UT Rio Grande Valley (Nov. 22).

Margin of Victory

Southeast beat Hannibal-LaGrange (Nov. 13) by 32 points (86-54), and as a result, posted its largest margin of victory since the 2014-15 season. The 85-51 win over Alabama A&M on Nov. 29, 2014 was the Redhawks biggest win prior to Nov. 13.

Welcome to the Club

A total of nine different Redhawks played in their first career Division I games this season. Jaylen Benton, Denzel Mahoney, Dondre Duffus, Tahj Eaddy, Milos Vranes, Jonathan Dalton and Daniel Simmons all made their Southeast debuts at Illinois (Nov. 11). Walk-on Eli Sample played against Hannibal-LaGrange (Nov. 13). William Tchiengang then saw action at Western Illinois (Nov. 16).

Strong Start

The Redhawks stormed out of the gate knocking down seven of their first 12 field goals at Illinois (Nov. 11). Preseason All-Ohio Valley Conference guard Antonius Cleveland heated up to score Southeast's first eight points of the game. The Redhawks led all the way to the 5:08 mark in the first half before D.J. Williams' layup gave Illinois a 26-25 edge and the Fighting Illini never relinquished their lead from then on.

10 From Downtown

Southeast buried 10 or more 3-pointers two times this season. The Redhawks drained 10 in its season-opener at Illinois (Nov. 11) and 14 vs. Central Arkansas (Dec. 1). Last year, Southeast shot double-digit 3-pointers only twice in 29 contests.

Basketball Season is Here

The 2016-17 season marks the 110th in Southeast basketball history. This year is also the Redhawks 26th season at the NCAA Division I level. In all, Southeast's basketball program has 1,231 wins, seven All-Americans, 34 All-Ohio Valley Conference selections, one OVC regular-season (1999-2000) and tournament title (1999-2000), one NCAA Division I Tournament appearance (1999-2000), 12 Mid-America Intercollegiate Athletics Association titles, three NCAA Division II National Finalist teams (1961, 1986, 1989) and one NAIA National Championship (1943).

Double-Digit Streak

Guard Antonius Cleveland scored double figures in 18-straight games and 25 of his last 26 starts. Cleveland leads the Redhawks with 62 double-digit scoring games and eight double-doubles in his career. He began the 2016-17 campaign with 10 points and scored the Redhawks first eight points of the season at Illinois (Nov. 11).

Countdown to 100

Sunday marks Antonius Cleveland's 97th game in a Southeast uniform. Cleveland will be in the starting lineup for the 85th time in his career.

Redhawks Rally to Down Missouri S&T in Exhibition Play

Daniel Simmons scored 22 points and freshman Denzel Mahoney added 20 to lead Southeast to an 84-77 come-from-behind exhibition win over Missouri S&T (Nov. 7). Down, 50-38, with 16:31 left to play, the Redhawks erased a 12-point deficit when they put together a 19-7 run to get back in the game. Simmons accounted for seven points, while Mahoney contributed five to key the jaunt that ended with Jamaal Calvin's jumper tying things up at 57-57 with 10:46 on the clock. Two possessions later, Mahoney drained a 3-pointer from the right corner to give SEMO a 60-59 edge, its first lead since the 17:40 mark of the first half. Rokas Paulauskas' layup made it a one-possession game at 75-72 with 4:04 left before the Redhawks scored nine of the final 14 points to polish off their seven-point victory. The Miners shot 60 percent from 3-point range, burying 6-of-10 attempts in the first half alone. Missouri S&T outrebounded SEMO, 20-12, and scored 12 second chance points in the game's opening period, as well. SEMO tightened up its 3-point defense in the second half after Missouri S&T's hot start. At one point, the Miners were 9-of-15 from long range, but the Redhawks limited them to just 2-of-13 the rest of the way. Simmons shot 7-of-9 from the field, 3-of-4 from 3-point land and a near-perfect 5-of-6 at the free throw line to lead SEMO. He finished with a game-high three steals, as well. Meanwhile, Mahoney went 7-of-11 from the field, 3-of-6 from 3-point range and 3-of-4 at the free throw line in 31 minutes.

Introducing the Seniors

The Redhawks have a total of five seniors on this year's team, their largest senior class since they had six in 2014-15. Antonius Cleveland, Jamaal Calvin, Joel Angus III, Trey Kellum and walk-on Eli Sample form that group. Cleveland and Calvin are the only four-year seniors on the squad. Cleveland, Calvin, Angus and Kellum have combined for 232 games, 163 starts, 2,098 points, 788 rebounds, 108 double-digit games, 11 double-doubles and fourteen 20-point performances.



2016-17 BASKETBALL NOTES / MISSOURI STATE • DEC. 7

Roster Overhaul

Southeast is in its second year under head coach Rick Ray with 11 newcomers, including nine new scholarship players. The Redhawks returned only four players from last season, including guards Antonius Cleveland and Jamaal Calvin, and forwards Joel Angus III and Trey Kellum. Southeast has a total of 10 transfers, eight of play NCAA Division I basketball for the first time in 2016-17. Ray has a full 15-man roster for the first time as the Redhawks head coach. The Redhawks roster dipped to four players during Ray's debut as the Redhawks head coach in 2015-16.

Touring Abroad

Southeast forward Joel Angus III spent two weeks traveling with the Global Sports Academy, a not-for-profit organization participating in domestic and international competition since 1991. GSA's mission is to arrange athletic competition between equally matched teams at all levels and to "Promote International Goodwill" and a better understanding between nations through sports. Angus' team toured in Holland, Germany and Belgium, playing five games in nine days. Chris Moore, an assistant coach with the Redhawks, coached the team.

Redhawk Inactives

Ray Kowalski, Donnie Lewis and Dondre Duffus are currently out. Kowalski had knee surgery and is more than likely a candidate for a medical redshirt. Lewis is a 4-4 transfer and has to sit out the season. Duffus did not make the trip to Kansas City due to a groin injury.

Cleveland Recognized by College Court Report

Senior Antonius Cleveland, who was also named Preseason All-Ohio Valley Conference, was mentioned as one of the top non-power five guards by College Court Report. With over 5,200 players slated to play collegiate basketball in Division I this season, there are talented players from coast to coast. Some of them are household names, while there are plenty of players who people haven't heard of, but are demanding of the attention. College Court Report is compiling a three-part series of senior guards who will become household

names in 2016-17. Each part consists of 10 seniors and Cleveland is at the top of the list in part one. A native of Memphis, Tennessee, Cleveland scored double figures in each of his last 10 games of the 2015-16 season, and put up 20 or more points in four of those contests. Over the course of the year, Cleveland led the Redhawks in both scoring and rebounding, averaging 15.2 points and 6.6 rebounds per game. He also recorded five double-doubles. Cleveland finished the season shooting 43.6 percent from the field, attempting an average of 13.2 field goals per game.

Redhawks Picked Sixth in OVC West Division

Southeast was picked to finish sixth in the West Division and 11th overall in this year's OVC Preseason Poll. The Redhawks, who went 5-24 overall and 2-14 in the OVC last season, accumulated 42 points in the voting by conference head coaches and sports information directors. Belmont was selected the preseason favorite for the second year in a row. The Bruins, who won three of the past four OVC regular-season championships, picked up 16 of 24 first-place votes. Belmont was also picked to win the East Division, while Murray State was selected to win the West. Other teams with first-place votes included Tennessee State (6), Eastern Kentucky (1) and Morehead State (1). All the teams who received an overall first-place vote came from the East Division. The Bruins finished first in the East in each of the first four years of divisional play. Belmont received 126 total points to top the East and were followed by Tennessee State (106 pts.), Morehead State (98 pts.), Tennessee Tech (62 pts.), Eastern Kentucky (60 pts.) and Jacksonville State (40). Murray State notched 21 of 24 first-place votes and 131 points to top the West Division. The Racers have finished at the top of the West each of the first four years of divisional play. Eastern Illinois was picked second (95 pts.) followed by defending tournament champion Austin Peay (88 pts.), UT Martin (82 pts.), SIU Edwardsville (54 pts.) and Southeast (42 pts.).

Postseason Success

Prior to becoming a head coach, Rick Ray was an assistant at three different institutions that enjoyed success at the highest level. Ray spent two seasons at Clemson, where he was associate head coach to Brad Brownell. Ray also spent four successful years on the staff of Matt Painter at Purdue. He began his Division I coaching career at Indiana State, serving seven seasons. All three programs participated in the NCAA Tournament.

International Flavor

Head Coach Rick Ray added a pair of international players to his 2016-17 roster. Forwards Milos Vranes (6-7, 200, Belgrade, Serbia) and William Tchiengang (6-8, 227, Yaounde, Cameroon) enter their first season with the Redhawks. Vranes spent the last two years at North Dakota State College of Science, where he led his team with 5.9 rebounds per contest in 35 games. Vranes was also third on the team in scoring (11.8 ppg) and 3-pointers made (69). Tchiengang comes to Southeast after playing two seasons at Midland College in Texas. Midland College has one of the most successful junior college programs in the country with 11 of its players moving on to Division I schools over the last two years alone. He averaged 3.1 points and 2.2 rebounds in 28 games for the Chaparrals, who went 21-9 overall. The last time Southeast had a player with international roots on its roster was 2005-06 (Waylon Francis, C, Freeport, Bahamas).

Redhawks Land Three During Early Signing Period

Southeast Missouri's men's basketball program landed center Olawale Odofin, guard Khalil Cuffee and power forward Justin Carpenter on the third day of the NCAA early signing period Nov. 11. Odofin, Cuffee and Carpenter will join the Redhawks in 2017-18. Odofin (6'8", 227), who hails from Lagos, Nigeria, is the third international player Ray brings to Southeast. He is set to begin his first season at Lewis and Clark Community College this year. Prior to that, Odofin attended St. Louis Christian Academy and spent time on the AAU circuit with the St. Louis Gym Rats. A native of Fairburn, Georgia, Cuffee (6'4", 210) averaged



2016-17 BASKETBALL NOTES / MISSOURI STATE • DEC. 7

17 points, six rebounds and four assists while shooting 43 percent from the field at Langston Hughes High School last season. He owns a career scoring average of 14.5 points per contest in 70 games over his first three varsity campaigns. Cuffee boasted a career-best 18.5 points per game as a sophomore in 2014-15. He is his school's all-time leading scorer with 1,100 points. Additionally, he played with the Georgia Stars AAU program. Carpenter (6'8", 216) is a power forward from Mt. Carmel, Illinois. He averaged 18.1 points and 8.3 rebounds per game for Mount Carmel High School, which won an Illinois Class 2A regional title last season. Carpenter achieved success with the Pocket City non-scholastic basketball program. The NCAA's early signing period runs from Nov. 9-16.

Up Next

Southeast hosts Northern Kentucky in its last game before final exams Saturday. Tip-off is set for 2 p.m., CT, at the Show Me Center.

Shumate to be Inducted into Athletics Hall of Fame

Longtime Southeast basketball coach Ron Shumate will be inducted into the Southeast Missouri Athletics Hall of Fame on Feb. 3, 2017. Shumate (1981-1997) is the winningest basketball coach in Southeast Missouri State University history with an overall record of 306-171. He led Southeast to seven MIAA Championships (1982, 1983, 1985, 1986, 1988, 1989, 1990), five NCAA Division II Regional Tournament titles (1982, 1985, 1986, 1988, 1989) and two NCAA Division II National Championship Game appearances (1986, 1989). Shumate owned a 17-10 record in NCAA Tournament play. He was named the 1988 Basketball Times NCAA Division II National Coach of the Year and Southeast Missouri State was the 1989 USA Today Missouri Basketball "Team of the Year". Shumate finished with a 196-42 (.824) home record and nine 20-win seasons. He guided Southeast to eight NCAA Division II Tournament berths in his first 10 years as head coach. His 1989-90 team was inducted into the Southeast Athletics Hall of Fame in 2009 and his 1989-90 team went 26-5, won the NCAA South Central Regional crown and ranked eighth nationally in the final NCAA Division II poll. In the final year NCAA Division II play in 1990-91, Shumate led Southeast to a 21-7 record and eighth-straight 20-win season.



2016-17 BASKETBALL NOTES / MISSOURI STATE • DEC. 7

HEAD COACH RICK RAY



**Rick Ray
is in his second
season at
Southeast
Missouri**

Rick Ray begins his second year at Southeast Missouri with four returnees and 11 new scholarship players.

Southeast welcomes a total of 11 newcomers in 2016-17, eight of which are transfers. The overhaul came after the Redhawks roster dipped to just four players in Ray's first year last season. Now, Southeast enters the upcoming campaign with a full 15-man squad looking to improve on its 5-24 record.

Ray was introduced as the 20th head coach in Southeast Missouri men's basketball history on April 13, 2015.

Ray, who agreed to a four-year contract that will run through 2019, is the first African-American head coach in the 109-year history of the program.

A tireless worker, Ray is structuring his program to

RICK RAY

Head Coach • Second Year • Grand View College, 1994

achieve success both on the court and in the classroom.

In his first summer on the job, Ray challenged his players to excel academically and they did so by accumulating a 3.38 grade point average, the program's highest in a summer term.

Twelve of the 15 players enrolled in summer classes posted a 3.0 or higher GPA. To take it even further, Ray convinced other players to remain on campus and finish what they started. As a result, seven players graduated. Nino Johnson, Jarekious Bradley, Darrian Gray and J.J. Thompson, along with former players Corey Wilford, Waylon Jones and Dainmon Gonner all earned their bachelor degrees.

"I challenged our players to have the best summer ever for men's basketball," said Ray. "I wanted nothing but A's and B's and I am so proud of each individual player on our team for meeting that challenge."

Ray's 2015-16 team was the first to play in a newly-renovated Show Me Center, which has served as home to Redhawk Basketball since 1987.

One of the best basketball arenas in the Ohio Valley Conference, the Show Me Center received a new state-of-the-art center-hung video board, brand new telescopic seating, a new exterior roof and additional improvements to lighting and sound systems. All renovations

were completed for the 2015-16 campaign.

Prior to Southeast, Ray spent three seasons as head coach at Mississippi State. He led the Bulldogs to a 2-2 mark in the SEC Tournament, including an upset win against Vanderbilt in 2013-14. Ray helped the development of two All-SEC freshmen in Craig Sword and Gavin Ware, as his recruiting classes received national attention. In addition, Ray had a 100 percent graduation rate during his tenure at MSU.

Certainly no stranger to NCAA postseason play, Ray has been an assistant at three different institutions that enjoyed success at the highest

level.

Before arriving in Starkville, Mississippi, Ray spent two seasons at Clemson, where he was associate head coach to Brad Brownell. Ray also spent four successful years on the staff of Matt Painter at Purdue. He began his Division I coaching career at Indiana State, serving seven seasons.

All three programs participated in the NCAA Tournament. While at Clemson coaching in the highly-competitive Atlantic Coast Conference, the Tigers won 38 games during Ray's two-year stint as associate head coach. In 2010-11, the Tigers finished the year with a 22-12 overall record and 9-7 mark in the ACC en route to making the NCAA Tournament for the fourth-straight season. Clemson advanced to the second round of the tournament that year.





HEAD COACH RICK RAY

Ray was an assistant coach from 2006-10 under Painter at Purdue, where the Boilermakers won 103 games during his first four years on staff, including 15 victories over Top 25 competition. During his tenure, Purdue advanced to the NCAA Tournament each season and made the Sweet 16 his last two years there.

In 2009, the Boilermakers won the Big Ten Tournament and secured a No. 5 seed in the NCAA Tournament. A year later, Ray helped the Boilermakers to 29 wins, tied for the most in Purdue history for a single season. Purdue earned a No. 4 seed and lost in the round of 16 to eventual NCAA champion Duke during the 2010 NCAA Tournament.

Ray was part of the 2006-07 Purdue staff that signed arguably the top class in school history, a group that was rated No. 5 nationally by Scout.com and No. 6 by Rivals.com. That class included All-Americans Robbie Hummel and JaJuan Johnson and current NBA player E'Twaun Moore.

While at Purdue, Ray was on Painter's staff that also included Cuonzo Martin, who recently completed his second season at Cal, and Paul Lusk, who is head coach at Missouri State.

Ray coached at Missouri Valley Conference member Indiana State for a period of seven years (1997-2004), helping ISU to consecutive 20-win seasons and NCAA Tournament appearances in 1999-2000 and 2000-01. In 1999-2000, the Sycamores compiled a 14-4

record in the MVC and won the regular season title. ISU then won the MVC Tournament the following season. The Sycamores later upset No. 4 seed Oklahoma in the first round of the 2001 NCAA Tournament. In addition, Ray was part of the ISU staff that defeated perennial power Indiana in back-to-back seasons.

Following his time at ISU, Ray spent two seasons (2004-06) as an assistant coach and recruiting coordinator at Northern Illinois. In 2005-06, the Huskies were regular season Western Division champions in the Mid-American Conference for

the first time in school history with a 17-11 overall record and 12-6 ledger in the MAC.

Ray began his coaching career as a graduate assistant at the University of Nebraska-Omaha, a Division II program. He helped orchestrate a seven-win turnaround during his second season in 1996-97.

A standout player for Grand View College (Iowa), Ray was an All-American Scholar-Athlete and honorable mention all-conference performer in 1993.

He earned his undergraduate degree in applied mathematics and secondary education from Grand View in 1994. Ray

received his master's degree in athletic administration from Nebraska-Omaha in 1997.

Those type of heralded credentials helped Ray make the transition to head coach.

In 2013, he was the recipient of Grand View's Distinguished Alumni Award.

Born in Gardena, California, Ray moved to Kansas City, Kansas with his family when he was six years old.

Ray and his wife, Breyana, have two sons, Deacon and Mason, and a daughter, Katriece.

YEAR-BY-YEAR RECORDS

<u>Year</u>	<u>School</u>	<u>Assignment</u>	<u>Record</u>	<u>Conference</u>	<u>Postseason</u>
1995-96	Nebraska-Omaha	Graduate Assistant	-	-	-
1996-97	Nebraska-Omaha	Graduate Assistant	-	-	-
1997-98	Indiana State	Assistant Coach	16-11	10-8	-
1998-99	Indiana State	Assistant Coach	15-12	10-8	-
1999-2000	Indiana State	Assistant Coach	22-10	14-4	NCAA Tournament First Round
2000-01	Indiana State	Assistant Coach	22-12	10-8	NCAA Tournament Second Round
2001-02	Indiana State	Assistant Coach	6-22	4-14	-
2002-03	Indiana State	Assistant Coach	7-24	2-16	-
2003-04	Indiana State	Assistant Coach	9-19	5-13	-
2004-05	Northern Illinois	Assistant Coach	11-17	7-11	-
2005-06	Northern Illinois	Assistant Coach	17-11	12-6	-
2006-07	Purdue	Assistant Coach	22-12	9-7	NCAA Tournament Second Round
2007-08	Purdue	Assistant Coach	25-9	15-3	NCAA Tournament Second Round
2008-09	Purdue	Assistant Coach	27-10	11-7	NCAA Tournament Sweet 16
2009-10	Purdue	Assistant Coach	29-6	14-4	NCAA Tournament Sweet 16
2010-11	Clemson	Associate Head Coach	22-12	9-7	NCAA Tournament Second Round
2011-12	Clemson	Associate Head Coach	16-15	8-8	-
2012-13	Mississippi State	Head Coach	10-22	4-14	-
2013-14	Mississippi State	Head Coach	14-19	3-15	-
2014-15	Mississippi State	Head Coach	13-19	6-12	-
2015-16	Southeast Missouri	Head Coach	5-24	2-14	-
2016-17	Southeast Missouri	Head Coach	4-4	-	-

Career Record: 46-88 (5 years)

Record at Southeast Missouri: 9-28, 2-14 OVC (second year)

Record at Mississippi State: 37-60, 13-41 SEC (3 years)

Record as a college assistant/associate head coach: 266-202



MEDIA INFORMATION

Redhawks Radio Network

All Redhawk basketball games will be broadcast live on the radio at ESPN 92.9 FM and Real Rock 99.3 FM, and online at GoSoutheast.com. Erik Sean is in his 17th year as the “Voice of the Redhawks.” Sean is the Director of Sports Operations for Mississippi River Radio’s eight radio stations in Cape Girardeau. He is an 11-time winner of the Missouri Broadcasters Association’s Play-by-Play Award and three-time winner of the MBA’s Sports Award. Sean will be assisted by Jess Bolen throughout the season.

Radio Network Affiliates

ESPN 92.9 FM (KLSC)

Cape Girardeau, Mo.
(Flagship)

Real Rock 99.3 FM (KCGQ)

Cape Girardeau, Mo.

ESPN 1220 AM (KGIR)

Cape Girardeau, Mo.

ESPN 1470 (KMAL)

Malden, Mo.

Practices

All Southeast Missouri men’s basketball practices are closed. Requested media interviews during the week should be made to Jeff Honza. Media interviews will be conducted before practice.

Credentials

Credentials are required for entrance to the Show Me Center. To request season or single-game credentials, please contact Southeast Missouri Sports Information Director Jeff Honza by phone (573) 651-2933 or email jhonza@semo.edu/redhawk1@me.com. Credentials can be picked up at the NCAA pass gate located inside the main entrance of the Show Me Center.

Radio Show

Southeast Missouri’s basketball radio show returns to Wings Etc. this season. This year’s radio shows will be on Mondays each week, beginning Nov. 21. A total of 13 shows are on this year’s schedule, including nine in Cape Girardeau (3047 William Street) and four in Jackson (2003 East Jackson Blvd.). Erik Sean will host the radio show which airs live on ESPN 92.9 FM and ESPN 1220 AM each week. Fans can also watch every radio show live online at SEMOESPN.com.

Radio Show Schedule

Nov. 21 - Wings Etc. (Cape Girardeau)
Nov. 29 - Wings Etc. (Cape Girardeau)
Dec. 5 - Wings Etc. (Jackson)
Dec. 12 - Wings Etc. (Cape Girardeau)
Dec. 19 - No radio show due to Las Vegas Trip
Dec. 26 - No radio show due to Christmas
Jan. 3 - Wings Etc. (Jackson)
Jan. 9 - Wings Etc. (Cape Girardeau)
Jan. 16 - Wings Etc. (Cape Girardeau)
Jan. 23 - Wings Etc. (Jackson)
Jan. 30 - Wings Etc. (Cape Girardeau)
Feb. 6 - Wings Etc. (Cape Girardeau)
Feb. 13 - Wings Etc. (Jackson)
Feb. 20 - Wings Etc. (Cape Girardeau)
Feb. 27 - Wings Etc. (Cape Girardeau)

Redhawks Basketball with Coach Ray

“Redhawks Basketball with Coach Ray” will be televised Monday nights at 10:30 p.m., CT, on the Heartland CW (WQWQ-TV) and Charter Cable Channel 12. It also airs on Cable Channel 11 and simulcast on digital channel 89 on Tuesdays, Wednesdays and Thursdays at the following times: 8:30 a.m., 8 p.m. and midnight. The show begins Dec. 5 and is hosted by KFVS Sports Director Todd Richards.

OVC Digital Network

The 2016-17 season is the fifth year for the OVC Digital Network which provides live games free on any device. Fans can watch Southeast Missouri’s home and away OVC matchups free of charge online at OVCDigitalNetwork.com.


Redhawks on TV

Five of Southeast’s games will air exclusively on television in 2016-17. The Redhawks season-opener at Illinois (Nov. 11) will air on the Big Ten Network. Southeast’s game at Indiana (Dec. 4) will be televised live on ESPN2. The Redhawks at DePaul game (Dec. 19) airs on FS1. Southeast then plays two TV games as part of the Ohio Valley Conference’s package. The Redhawks road game at Eastern Illinois (Feb. 11) and home matchup with UT Martin (Feb. 18) will air on the American Sports Network this year.




Southeast Missouri State REDHAWKS


2016-17 RADIO/TV ROSTER




0
DONDRE DUFFUS
G / 6-3 / 183 / Jr.
Palm Beach, Fla.




1
ANTONIUS CLEVELAND
G / 6-6 / 195 / Sr.
Memphis, Tenn.




2
TAHJ EADDY
G / 6-2 / 154 / Fr.
West Haven, Conn.




3
RAY KOWALSKI
G / 6-3 / 195 / Fr.
Concord, N.C.




4
MILOS VRANES
F / 6-7 / 200 / Jr.
Republic of Serbia




5
JOEL ANGUS III
F / 6-7 / 240 / Sr.
Brooklyn, N.Y.




10
JONATHAN DALTON
G / 5-10 / 155 / So.
New Orleans, La.



11
ELI SAMPLE
G / 6-4 / 184 / Sr.
Crystal City, Mo.




12
JAMAAL CALVIN
G / 6-1 / 184 / Sr.
Chattanooga, Tenn.




13
TREY KELLUM
F / 6-7 / 213 / Sr.
Peoria, Ill.




15
DONNIE LEWIS
G / 6-1 / 170 / So.
Lexington, Ky.




22
JAYLEN BENTON
G / 6-3 / 180 / Jr.
Columbus, Ohio



23
DANIEL SIMMONS
G / 6-2 / 204 / Jr.
Biggersville, Miss.



34
DENZEL MAHONEY
G / 6-4 / 213 / Fr.
Oviedo, Fla.



35
WILLIAM TCHIENGANG
F / 6-8 / 227 / Jr.
Yaounde, Cameroon



RICK RAY
Head Coach
Second Year




ADAM GORDON
Assistant Coach
Second Year




NICK LAGROONE
Assistant Coach
Second Year



CHRIS MOORE
Assistant Coach
Second Year



DAVID POTTER
Graduate Manager
Second Year



TOM BERRYMAN
Director of Operations
First Year



Southeast Missouri State REDHAWKS

2016-17 STATISTICS



2016-17 Southeast Missouri Basketball Southeast Missouri Combined Team Statistics (as of Dec 04, 2016) All games



RECORD:	OVERALL	HOME	AWAY	NEUTRAL
ALL GAMES	4-4	3-0	1-4	0-0
CONFERENCE	0-0	0-0	0-0	0-0
NON-CONFERENCE	4-4	3-0	1-4	0-0

#	Player	gp-gs	min	avg	Total		3-Point		F-Throw		Rebounds				pf	dq	a	to	blk	stl	pts	avg
					fg-fga	fg%	3fg-fga	3fg%	ft-fa	ft%	off	def	tot	avg								
01	CLEVELAND, Antonius	8-8	246	30.8	47-91	.516	4-14	.286	27-40	.675	9	35	44	5.5	17	0	17	12	9	9	125	15.6
13	KELLUM, Trey	8-8	218	27.3	37-73	.507	0-0	.000	23-29	.793	28	28	56	7.0	25	2	4	14	4	9	97	12.1
34	MAHONEY, Denzel	8-8	194	24.3	29-64	.453	10-30	.333	22-28	.786	10	17	27	3.4	26	2	5	4	0	7	90	11.3
04	VRANES, Milos	8-0	160	20.0	22-43	.512	10-26	.385	4-5	.800	8	22	30	3.8	18	0	4	10	0	10	58	7.3
00	DUFFUS, Dondre	5-3	103	20.6	13-27	.481	0-1	.000	8-10	.800	2	9	11	2.2	9	0	6	7	2	7	34	6.8
23	SIMMONS, Daniel	8-0	159	19.9	17-57	.298	6-24	.250	11-19	.579	5	12	17	2.1	11	0	19	16	0	4	51	6.4
22	BENTON, Jaylen	7-5	112	16.0	15-41	.366	8-28	.286	3-4	.750	2	10	12	1.7	12	0	14	3	2	5	41	5.9
02	EADDY, Tahj	6-0	81	13.5	10-29	.345	9-15	.600	2-2	1.000	5	6	11	1.8	2	0	7	7	0	4	31	5.2
12	CALVIN, Jamaal	8-8	173	21.6	14-41	.341	11-27	.407	2-2	1.000	3	17	20	2.5	14	0	27	6	0	15	41	5.1
10	DALTON, Jonathan	7-0	89	12.7	7-27	.259	1-9	.111	2-4	.500	2	3	5	0.7	11	0	13	7	0	2	17	2.4
05	ANGUS III, Joel	1-0	9	9.0	1-2	.500	0-0	.000	0-0	.000	0	1	1	1.0	0	0	0	1	0	0	2	2.0
35	TCHIENGANG, Willia	6-0	46	7.7	4-5	.800	0-0	.000	2-2	1.000	4	4	8	1.3	10	0	0	4	1	0	10	1.7
11	SAMPLE, Eli	3-0	10	3.3	1-2	.500	1-1	1.000	0-0	.000	0	0	0	0.0	0	0	1	0	0	0	3	1.0
Team											11	8	19				5					
Total.....		8	1600		217-502	.432	60-175	.343	106-145	.731	89	172	261	32.6	155	4	117	96	18	72	600	75.0
Opponents.....		8	1600		205-414	.495	68-165	.412	116-166	.699	62	212	274	34.2	145	-	110	141	28	44	594	74.2

TEAM STATISTICS	SEMO	OPP	Date	Opponent	Score	Att.
SCORING	600	594	11-11-16	at Illinois	L 62-81	10790
Points per game	75.0	74.2	11-13-16	HANNIBAL-LAGRANGE	w 86-54	807
Scoring margin	+0.8	-	11-16-16	at Western Illinois	w 74-71	807
FIELD GOALS-ATT	217-502	205-414	11-18-16	at Bradley	L 78-84	5142
Field goal pct	.432	.495	11-22-16	UT RIO GRANDE VALLEY	w 83-72	1139
3 POINT FG-ATT	60-175	68-165	11-28-16	at UMKC	L 75-86	976
3-point FG pct	.343	.412	12-01-16	CENTRAL ARKANSAS	w 87-63	1437
3-pt FG made per game	7.5	8.5	12-04-16	at Indiana	L 55-83	17222
FREE THROWS-ATT	106-145	116-166	* - Conference game			
Free throw pct	.731	.699				
F-Throws made per game	13.3	14.5				
REBOUNDS	261	274				
Rebounds per game	32.6	34.2				
Rebounding margin	-1.6	-				
ASSISTS	117	110				
Assists per game	14.6	13.8				
TURNOVERS	96	141				
Turnovers per game	12.0	17.6				
Turnover margin	+5.6	-				
Assist/turnover ratio	1.2	0.8				
STEALS	72	44				
Steals per game	9.0	5.5				
BLOCKS	18	28				
Blocks per game	2.3	3.5				
ATTENDANCE	3383	34937				
Home games-Avg/Game	3-1128	5-6987				
Neutral site-Avg/Game	-	0-0				

Score by Periods	1st	2nd	Totals
Southeast Missouri	253	347	600
Opponents	287	307	594



Southeast Missouri State REDHAWKS

2015-16 FINAL OVC STATISTICS



2015-16 Southeast Missouri Basketball Southeast Missouri Combined Team Statistics (Final Statistics) Conference games



RECORD:	OVERALL	HOME	AWAY	NEUTRAL
ALL GAMES	2-14	1-7	1-7	0-0
CONFERENCE	2-14	1-7	1-7	0-0
NON-CONFERENCE	0-0	0-0	0-0	0-0

#	Player	gp-gs	min	avg	Total		3-Point		F-Throw		Rebounds				pf	dq	a	to	blk	stl	pts	avg
					fg-fga	fg%	3fg-fga	3fg%	ft-fta	ft%	off	def	tot	avg								
04	CLEVELAND, Antonius	14-14	472	33.7	87-195	.446	5-25	.200	43-65	.662	35	60	95	6.8	37	1	35	35	9	26	222	15.9
05	ANGUS III, Joel	16-16	470	29.4	67-127	.528	0-2	.000	49-66	.742	39	64	103	6.4	36	1	14	37	9	8	183	11.4
02	JONES, Isiah	16-16	494	30.9	54-153	.353	31-98	.316	32-41	.780	7	53	60	3.8	49	0	48	42	2	27	171	10.7
13	KELLUM, Trey	14-13	325	23.2	50-107	.467	0-0	.000	42-68	.618	31	54	85	6.1	53	3	11	29	1	4	142	10.1
03	McGILL, Eric	15-4	408	27.2	39-114	.342	19-58	.328	11-21	.524	4	27	31	2.1	24	1	23	22	0	16	108	7.2
12	CALVIN, Jamaal	16-13	478	29.9	30-106	.283	20-71	.282	27-31	.871	14	45	59	3.7	35	0	45	27	1	15	107	6.7
01	ANDERSON, Tony	16-2	279	17.4	32-78	.410	5-11	.455	31-37	.838	15	29	44	2.8	14	0	4	20	3	4	100	6.3
00	STEWART, Jaylin	15-0	125	8.3	10-27	.370	3-15	.200	2-5	.400	6	20	26	1.7	24	0	2	5	1	4	25	1.7
21	GULLETT, Kyle	12-2	165	13.8	6-25	.240	4-11	.364	3-5	.600	8	8	16	1.3	12	0	12	5	1	5	19	1.6
10	DOSIER, Robby	5-0	9	1.8	1-1	1.000	1-1	1.000	0-0	.000	0	1	1	0.2	2	0	0	1	0	0	3	0.6
Team											18	26	44				1					
Total.....		16	3225		376-933	.403	88-292	.301	240-339	.708	177	387	564	35.2	286	6	194	224	27	109	1080	67.5
Opponents.....		16	3225		457-946	.483	143-373	.383	195-282	.691	154	435	589	36.8	286	-	272	212	57	115	1252	78.2

TEAM STATISTICS	SEMO	OPP	Date	Opponent	Score	Att.
SCORING	1080	1252	* 12-31-15	BELMONT	L 82-92	1135
Points per game	67.5	78.2	* 01-02-16	TENNESSEE STATE	L 66-72	1168
Scoring margin	-10.7	-	* 01-07-16	at Morehead State	L 69-96	2010
FIELD GOALS-ATT	376-933	457-946	* 01-09-16	at Eastern Kentucky	L 69-88	1700
Field goal pct	.403	.483	* 01-13-16	JACKSONVILLE STATE	L 60-74	1275
3 POINT FG-ATT	88-292	143-373	* 01-16-16	at Tennessee Tech	L 55-91	2386
3-point FG pct	.301	.383	* 01-24-16	UT MARTIN	Wot 68-60	1246
3-pt FG made per game	5.5	8.9	* 01-28-16	at SIUE	W 58-51	1775
FREE THROWS-ATT	240-339	195-282	* 01-30-16	AUSTIN PEAY	L 80-86	2615
Free throw pct	.708	.691	* 02-04-16	MURRAY STATE	L 72-78	2332
F-Throws made per game	15.0	12.2	* 02-06-16	at Eastern Illinois	L 69-78	1317
REBOUNDS	564	589	* 02-11-16	at UT Martin	L 64-77	1497
Rebounds per game	35.2	36.8	* 02-13-16	at Murray State	L 56-83	3569
Rebounding margin	-1.6	-	* 02-18-16	SIU EDWARDSVILLE	L 69-72	1705
ASSISTS	194	272	* 02-20-16	EASTERN ILLINOIS	L 68-71	2142
Assists per game	12.1	17.0	* 02-27-16	at Austin Peay	L 75-83	3109
TURNOVERS	224	212	* = Conference game			
Turnovers per game	14.0	13.3				
Turnover margin	-0.7	-				
Assist/turnover ratio	0.9	1.3				
STEALS	109	115				
Steals per game	6.8	7.2				
BLOCKS	27	57				
Blocks per game	1.7	3.6				
ATTENDANCE	13618	17363				
Home games-Avg/Game	8-1702	8-2170				
Neutral site-Avg/Game	-	0-0				

Score by Periods	1st	2nd	OT	Totals
Southeast Missouri	499	568	13	1080
Opponents	598	649	5	1252



2016-17 STATISTICS

Comparison Game-by-Game (Southeast Missouri/Opponent)

Opponent	1st	2nd	Score	Mar	Total FG	FG Pct	3-Pointers	3FG Pct	Free Throws	FT Pct	Rebounds (Mar)	Assist	T/Over	Block	Steal	Fouls
Illinois	31/37	31/44	62-81	(19)	25-61/30-53	.410/.566	10-24/11-31	.417/.355	2-5/10-12	.400/.833	22/37 (15)	12/14	13/16	0/5	5/4	18/14
Hannibal-LaGrange	38/31	48/23	86-54	+32	31-64/21-43	.484/.488	5-21/9-21	.238/.429	19-22/3-8	.864/.375	30/30 -	17/13	8/30	3/1	23/2	17/17
Western Illinois	29/34	45/37	74-71	+3	25-56/25-55	.446/.455	4-10/7-18	.400/.389	20-27/14-22	.741/.636	37/30 +7	12/12	15/16	3/4	9/7	19/20
Bradley	35/38	43/46	78-84	(6)	30-61/26-48	.492/.542	5-14/7-15	.357/.467	13-22/25-38	.591/.658	23/43 (20)	13/13	5/15	1/5	5/3	29/21
UT Rio Grande Valley	37/32	46/40	83-72	+11	29-61/25-56	.475/.446	9-19/9-21	.474/.429	16-22/13-17	.727/.765	40/28 +12	19/13	13/13	1/1	6/5	17/20
UMKC	27/39	48/47	75-86	(11)	24-70/25-46	.343/.543	8-28/12-19	.286/.632	19-23/24-34	.826/.706	38/33 +5	9/18	12/14	5/4	7/4	23/26
Central Arkansas	30/37	57/26	87-63	+24	33-65/24-57	.508/.421	14-34/6-20	.412/.300	7-8/9-11	.875/.818	38/29 +9	28/11	16/19	4/0	12/10	11/12
Indiana	26/39	29/44	55-83	(28)	20-64/29-56	.313/.518	5-25/7-20	.200/.350	10-16/18-24	.625/.750	33/44 (11)	7/16	14/18	1/8	5/10	21/15
Missouri State																
Northern Kentucky																
Missouri State																
DePaul																
Chicago State																
Troy/Cornell																
Henderson State																
Eastern Kentucky																
Tennessee State																
Belmont																
Tennessee Tech																
UT Martin																
SIU Edwardsville																
Eastern Illinois																
Murray State																
Austin Peay																
Jacksonville State																
Morehead State																
SIU Edwardsville																
Eastern Illinois																
UT Martin																
Murray State																
Austin Peay																

Points in the Paint, Second Chance Points, Points Off Turnovers, Fastbreak Points, Bench Points

Opponent	W/L	POINTS IN THE PAINT		2ND CHANCE POINTS		POINTS OFF TURNOVERS		FASTBREAK POINTS		BENCH POINTS	
		SEMO	OPP.	SEMO	OPP.	SEMO	OPP.	SEMO	OPP.	SEMO	OPP.
Illinois	L	26	26	5	10	16	22	2	6	34	19
Hannibal-LaGrange	W	46	20	14	7	41	8	16	3	39	16
Western Illinois	W	26	36	12	4	17	17	4	2	21	16
Bradley	L	42	32	2	11	16	10	12	4	31	32
UT Rio Grande Valley	W	38	22	16	8	20	14	4	7	22	8
UMKC	L	30	18	17	8	15	15	6	0	14	29
Central Arkansas	W	36	30	10	7	22	23	18	10	22	22
Indiana	L	26	42	11	19	13	16	6	6	9	29
Missouri State											
Northern Kentucky											
Missouri State											
DePaul											
Chicago State											
Troy/Cornell											
Henderson State											
Eastern Kentucky											
Tennessee State											
Belmont											
Tennessee Tech											
UT Martin											
SIU Edwardsville											
Eastern Illinois											
Murray State											
Austin Peay											
Jacksonville State											
Morehead State											
SIU Edwardsville											
Eastern Illinois											
UT Martin											
Murray State											
Austin Peay											



2016-17 STATISTICS

Game-by-Game Leaders

Opponent	W/L	Score	Points	Rebounds	Assists	Blocks	Steals
Illinois	L	62-81	Vranes - 12	Kellum - 7	Duffus, Eaddy, Simmons - 3	-	Vranes - 3
Hannibal-LaGrange	W	86-54	Cleveland - 16	Kellum - 7	Calvin - 5	Kellum, Cleveland, Duffus - 1	Calvin - 6
Western Illinois	W	74-71	Cleveland - 20	Vranes - 7	Dalton, Simmons - 3	Cleveland - 3	Duffus - 3
Bradley	L	78-84	Cleveland, Simmons - 16	Cleveland - 5	Calvin, Dalton - 4	Duffus - 1	Calvin - 4
UT Rio Grande Valley	W	83-72	Cleveland - 21	Cleveland - 10	Simmons - 5	Kellum - 1	Cleveland - 2
UMKC	L	75-86	Mahoney - 20	Kellum - 8	Calvin - 4	Cleveland - 3	Mahoney, Cleveland - 2
Central Arkansas	W	87-63	Kellum - 21	Kellum - 9	Calvin - 9	Kellum, Cleveland - 2	Calvin - 4
Indiana	L	55-83	Mahoney - 16	Kellum - 7	Benton - 3	-	Kellum, Calvin, Benton, Eaddy, Vranes - 1
Missouri State							
Northern Kentucky							
Missouri State							
DePaul							
Chicago State							
Troy/Cornell							
Henderson State							
Eastern Kentucky							
Tennessee State							
Belmont							
Tennessee Tech							
UT Martin							
SIU Edwardsville							
Eastern Illinois							
Murray State							
Austin Peay							
Jacksonville State							
Morehead State							
SIU Edwardsville							
Eastern Illinois							
UT Martin							
Murray State							
Austin Peay							

Game-by-Game Starters

Opponent	W/L	Score	Guard	Guard	Guard	Guard	Forward	First Man Off the Bench
Illinois	L	62-81	Calvin	Cleveland	Mahoney	Benton	Kellum	Eaddy, 9 pts., 2 reb., 3 assists, 16 min.
Hannibal-LaGrange	W	86-54	Calvin	Cleveland	Mahoney	Benton	Kellum	Vranes, 11 pts., 5 reb., 1 assists, 2 steals, 22 min.
Western Illinois	W	74-71	Calvin	Cleveland	Mahoney	Duffus	Kellum	Vranes, 15 pts., 7 reb., 25 min.
Bradley	L	78-84	Calvin	Cleveland	Mahoney	Duffus	Kellum	Dalton, 9 pts., 4 assists, 21 min.
UT Rio Grande Valley	W	83-72	Calvin	Cleveland	Mahoney	Duffus	Kellum	Benton, 6 pts., 2 reb., 15 min.
UMKC	L	75-86	Calvin	Cleveland	Mahoney	Benton	Kellum	Dalton, 1 assist, 6 min.
Central Arkansas	W	87-63	Calvin	Cleveland	Mahoney	Benton	Kellum	Tchiengang, 2 pts., 2 reb., 9 min.
Indiana	L	55-83	Calvin	Cleveland	Mahoney	Benton	Kellum	Vranes, 2 reb., 1 steal, 20 min.
Missouri State								
Northern Kentucky								
Missouri State								
DePaul								
Chicago State								
Troy/Cornell								
Henderson State								
Eastern Kentucky								
Tennessee State								
Belmont								
Tennessee Tech								
UT Martin								
SIU Edwardsville								
Eastern Illinois								
Murray State								
Austin Peay								
Jacksonville State								
Morehead State								
SIU Edwardsville								
Eastern Illinois								
UT Martin								
Murray State								
Austin Peay								

Starting Lineup Combinations

Record	Guard	Guard	Guard	Guard	Forward
2-3	Calvin	Cleveland	Mahoney	Benton	Kellum
2-1	Calvin	Cleveland	Mahoney	Duffus	Kellum



2016-17 TEAM GAME-BY-GAME STATISTICS

	Score	FG-A	Pct.	3FG-A	Pct.	FT-A	Pct.	OFF	DEF	Total	E	A	TO	B	S
Southeast Missouri	L, 62-81	25-61	.410	10-24	.417	2-5	.400	7	15	22	18	12	13	0	5
Illinois		30-53	.566	11-31	.355	10-12	.833	7	30	37	14	14	16	5	3
Southeast Missouri	W, 86-54	31-64	.484	5-21	.238	19-22	.864	12	18	30	17	17	8	3	23
Hannibal-LaGrange		21-43	.488	9-21	.429	3-8	.375	7	23	30	17	13	30	1	2
Southeast Missouri	W, 74-71	25-56	.446	4-10	.400	20-27	.741	9	28	37	19	12	15	3	9
Western Illinois		25-55	.455	7-18	.389	14-22	.636	6	24	30	20	12	16	4	7
Southeast Missouri	L, 78-84	30-61	.492	5-14	.357	13-22	.591	3	20	23	29	13	5	1	5
Bradley		26-48	.542	7-15	.467	25-38	.658	9	34	43	21	13	15	5	3
Southeast Missouri	W, 83-72	29-61	.475	9-19	.474	16-22	.727	14	26	40	17	19	13	1	6
UT Rio Grande Valley		25-56	.446	9-21	.429	13-17	.765	7	21	28	20	13	13	1	5
Southeast Missouri	L, 75-86	24-70	.343	8-28	.286	19-23	.826	17	21	38	23	9	12	5	7
UMKC		25-46	.543	12-19	.632	24-34	.706	5	28	33	26	18	14	4	4
Southeast Missouri	W, 87-63	33-65	.508	14-34	.412	7-8	.875	12	26	38	11	28	16	4	12
Central Arkansas		24-57	.421	6-20	.300	9-11	.818	8	21	29	12	11	19	0	10
Southeast Missouri	L, 55-83	20-64	.313	5-25	.200	10-16	.625	15	18	33	21	7	14	1	5
Indiana		29-56	.518	7-20	.350	18-24	.750	13	31	44	15	16	18	8	10
Southeast Missouri															
Missouri State															
Southeast Missouri															
Northern Kentucky															
Southeast Missouri															
Missouri State															
Southeast Missouri															
DePaul															
Southeast Missouri															
Chicago State															
Southeast Missouri															
Troy/Cornell															
Southeast Missouri															
Henderson State															
Southeast Missouri															
Eastern Kentucky															
Southeast Missouri															
Tennessee State															
Southeast Missouri															
Belmont															
Southeast Missouri															
Tennessee Tech															
Southeast Missouri															
UT Martin															
Southeast Missouri															
SIU Edwardsville															
Southeast Missouri															
Eastern Illinois															
Southeast Missouri															
Murray State															
Southeast Missouri															
Austin Peay															
Southeast Missouri															
Jacksonville State															
Southeast Missouri															
Morehead State															
Southeast Missouri															
SIU Edwardsville															
Southeast Missouri															
Eastern Illinois															
Southeast Missouri															
UT Martin															
Southeast Missouri															
Murray State															
Southeast Missouri															
Austin Peay															

MISCELLANEOUS STATISTICS

GAME-BY-GAME LEADERS SUMMARY (# OF GAMES)

Points

Antonius Cleveland.....	4
Denzel Mahoney.....	2
Milos Vranes.....	1
Daniel Simmons.....	1
Trey Kellum.....	1

Rebounds

Trey Kellum.....	5
Antonius Cleveland.....	2
Milos Vranes.....	1

Assists

Jamaal Calvin.....	4
Daniel Simmons.....	3
Jonathan Dalton.....	2
Dondre Duffus.....	1
Tahj Eaddy.....	1
Jaylen Benton.....	1

Blocks

Antonius Cleveland.....	4
Trey Kellum.....	3
Dondre Duffus.....	2

Steals

Jamaal Calvin.....	4
Milos Vranes.....	2
Dondre Duffus.....	1
Antonius Cleveland.....	1
Denzel Mahoney.....	1
Trey Kellum.....	1
Jaylen Benton.....	1
Tahj Eaddy.....	1

Dunks (# for 2016-17 Season)

Antonius Cleveland.....	11
Dondre Duffus.....	1
Trey Kellum.....	1

Games Played/Started

	<u>2016-17</u>	<u>Career</u>
Antonius Cleveland	8/8	96/84
Jamaal Calvin	8/8	85/31
Trey Kellum	8/8	33/31
Joel Angus III	1/0	30/29
Denzel Mahoney	8/8	8/8
Jaylen Benton	7/5	7/5
Dondre Duffus	5/3	5/3
Milos Vranes	8/0	8/0
Daniel Simmons	8/0	8/0
Jonathan Dalton	7/0	7/0
Tahj Eaddy	6/0	6/0
William Tchiengang	6/0	6/0
Eli Sample	3/0	3/0

CAREER LEDGER

Double-Digit Point Games

	<u>2016-17</u>	<u>Career</u>
Antonius Cleveland.....	8	62
Trey Kellum.....	6	21
Jamaal Calvin.....	1	18
Joel Angus III.....	-	14
Denzel Mahoney.....	5	5
Milos Vranes.....	4	4
Dondre Duffus.....	2	2
Daniel Simmons.....	1	1
Jaylen Benton.....	1	1

Double-Digit Rebound Games

	<u>2016-17</u>	<u>Career</u>
Antonius Cleveland.....	1	9
Trey Kellum.....	-	1
Joel Angus III.....	-	1

20+ Point Games

	<u>2016-17</u>	<u>Career</u>
Antonius Cleveland.....	2	11
Trey Kellum.....	1	3
Denzel Mahoney.....	1	1

8+ Rebound Games

	<u>2016-17</u>	<u>Career</u>
Antonius Cleveland.....	2	14
Trey Kellum.....	3	10
Joel Angus III.....	-	8
Jamaal Calvin.....	-	1

5+ Assist Games

	<u>2016-17</u>	<u>Career</u>
Antonius Cleveland.....	-	5
Jamaal Calvin.....	1	3
Joel Angus III.....	-	2
Daniel Simmons.....	1	1
Jaylen Benton.....	1	1

3+ Steal Games

	<u>2016-17</u>	<u>Career</u>
Antonius Cleveland.....	1	13
Jamaal Calvin.....	2	6
Joel Angus III.....	-	2
Dondre Duffus.....	2	2
Trey Kellum.....	1	2
Milos Vranes.....	2	2
Jaylen Benton.....	1	1

Double-Doubles

	<u>2016-17</u>	<u>Career</u>
Antonius Cleveland.....	1	8
Joel Angus III.....	-	2
Trey Kellum.....	-	1

SOUTHEAST MISSOURI'S 2016-17 RECORD:

At Home.....	3-0
On the Road.....	1-4
At Neutral Sites.....	0-0
In Ohio Valley Conference Games.....	0-0
In November.....	3-3
In December.....	1-1
In January.....	0-0
In February.....	0-0
In March.....	0-0
Leading at the Half.....	2-0
Trailing at the Half.....	2-4
Tied at the Half.....	0-0
In Overtime Games.....	0-0
The Redhawks Score First.....	1-1
In 1-4 Point Games.....	1-0
In 5-9 Point Games.....	0-1
In 10-14 Point Games.....	1-1
In 15+ Point Games.....	2-2
Leading with Five Minutes Left in Regulation.....	3-0
Trailing with Five Minutes Left in Regulation.....	1-4
Tied with Five Minutes Left in Regulation.....	0-0
Scoring Less than 50 Points.....	0-0
Scoring 50-59 Points.....	0-1
Scoring 60-69 Points.....	0-2
Scoring 70-79 Points.....	1-1
Scoring 80-89 Points.....	3-0
Scoring 90-99 Points.....	0-0
Scoring 100 or more Points.....	0-0
Giving up Less Than 50 Points.....	0-0
Giving up 50-59 Points.....	1-0
Giving up 60-69 Points.....	1-0
Giving up 70-79 Points.....	2-0
Giving up 80-89 Points.....	0-4
Giving up 90-99 Points.....	0-0
Giving up 100 or more Points.....	0-0
Shooting 50% or Better from the Field.....	1-0
Shooting Less Than 50% from the Field.....	3-4
Opponent Shoots 50% or Better from the Field.....	0-4
Opponent Shoots Less Than 50% from the Field.....	4-0
Outshooting Opponent.....	2-0
Outshot by Opponent.....	2-4
Shooting 50% or Better from 3-Point Range.....	0-0
Shooting Less Than 50% from 3-Point Range.....	4-4
Opponent Shoots 50% or Better from 3-Point Range.....	0-1
Opponent Shoots Less Than 50% from 3-Point Range.....	4-3
Shooting 50% or Better from the Free Throw Line.....	4-3
Shooting Less Than 50% from the Free Throw Line.....	0-1
Opponent Shoots 50% or Better from the Free Throw Line.....	3-4
Opponent Shoots Less Than 50% from the Free Throw Line.....	1-0
Shooting More Free Throws Than Opponent.....	3-0
Shooting Less Free Throws Than Opponent.....	1-4
Free Throws are Tied.....	0-0
Southeast's Starters Outscore Opponent's Starters.....	2-1
Opponent's Starters Outscore Southeast's Starters.....	2-3
Starter Scoring is Tied.....	0-0
Bench Outscores Opponent.....	3-1
Opponent Bench Outscores Southeast.....	0-3
Bench Scoring is Tied.....	1-0
Bench Contributes Double Figures in Points.....	4-3
No Redhawk Players Score Double Figures.....	0-0
Two Redhawk Players Score Double Figures.....	0-2
3+ Redhawk Players Score Double Figures.....	4-2
Outrebounding an Opponent.....	3-1
Opponent Outrebounds Southeast.....	0-3
Rebounds are Tied.....	1-0
Getting 10+ Assists.....	4-2
Getting 10+ Steals.....	2-0
Getting 5+ Blocks.....	0-1
Forcing more Turnovers than Opponent.....	3-4
Committing more Turnovers than Opponent.....	0-0
Turnovers are Tied.....	1-0



Southeast Missouri State REDHAWKS

PLAYER PROFILES



JOEL ANGUS III

Forward

6-7 / 240 / Senior (4)

Brooklyn, N.Y. / Putnam Science
Academy / Monroe College

5

2016-17: Will miss the rest of the 2016-17 season due to a hip injury...Opted to undergo surgery and will seek a medical redshirt to return next year...Saw limited action at Illinois (11/11)...Scored two points and had one rebound in nine minutes.

ANGUS' GAME-BY-GAME STATISTICS

2016-17	FG	3P	FT	O/D	REB	E	PTS	A	TO	B	S	M
at Illinois	1-2	0-0	0-0	0/1	1	0	2	0	1	0	0	9
Hannibal-LaGrange	DNP	-	-	-	-	-	-	-	-	-	-	-
at Western Illinois	DNP	-	-	-	-	-	-	-	-	-	-	-
at Bradley	DNP	-	-	-	-	-	-	-	-	-	-	-
UT Rio Grande Valley	DNP	-	-	-	-	-	-	-	-	-	-	-
at UMKC	DNP	-	-	-	-	-	-	-	-	-	-	-
Central Arkansas	DNP	-	-	-	-	-	-	-	-	-	-	-
at Indiana	DNP	-	-	-	-	-	-	-	-	-	-	-
Missouri State												
Northern Kentucky												
at Missouri State												
at DePaul												
vs. Chicago State												
vs. Troy/Cornell												
Henderson State												
Eastern Kentucky												
at Tennessee State												
at Belmont												
Tennessee Tech												
at UT Martin												
SIU Edwardsville												
Eastern Illinois												
at Murray State												
at Austin Peay												
at Jacksonville State												
Morehead State												
at SIU Edwardsville												
at Eastern Illinois												
UT Martin												
Murray State												
Austin Peay												

* - Game Started

2016-17 SEASON-HIGHS

Points	2	at Illinois (11/11/16)
Total Rebounds	1	at Illinois (11/11/16)
Offensive	-	-
Defensive	1	at Illinois (11/11/16)
FG Made	1	at Illinois (11/11/16)
FG Attempted	2	at Illinois (11/11/16)
3-Point FG Made	-	-
3-Point FG Attempted	-	-
FT Made	-	-
FT Attempted	-	-
Assists	-	-
Blocks	-	-
Steals	-	-
Minutes	9	at Illinois (11/11/16)

CAREER-HIGHS

Points	19	at Austin Peay (2/27/16)
Total Rebounds	13	2x, last vs. Eastern Illinois (2/20/16)
Offensive	6	vs. Eastern Illinois (2/20/16)
Defensive	9	vs. Tennessee State (1/2/16)
FG Made	8	2x, last at Austin Peay (2/27/16)
FG Attempted	12	3x, last vs. Eastern Illinois (2/20/16)
3-Point FG Made	-	-
3-Point FG Attempted	1	2x, last at Tennessee Tech (1/16/16)
FT Made	7	3x, last vs. SIU Edwardsville (2/18/16)
FT Attempted	11	vs. Tennessee State (1/2/16)
Assists	8	vs. Hannibal-LaGrange (1/19/16)
Blocks	3	at SIU Edwardsville (1/28/16)
Steals	3	2x, last at Austin Peay (2/27/16)
Minutes	40	vs. UT Martin (1/24/16)


CAREER STATISTICS AT SOUTHEAST MISSOURI

Season	G-GS	Min	Avg	FG-FGA	Pct	3FG-3FGA	Pct	FT-FTA	Pct	Off	Def	Tot	Avg	PF	FO	A	TO	Blk	Stl	Pts	Avg
2015-16	29-29	816	28.1	111-222	.500	0-2	.000	83-115	.722	65	107	172	5.9	64	1	32	60	14	20	305	10.5
2016-17	1-0	9	9.0	1-2	.500	0-0	.000	0-0	.000	0	1	1	1.0	0	0	0	1	0	0	2	2.0
Total	30-29	825	27.5	112-224	.500	0-2	.000	83-115	.722	65	108	173	5.8	64	1	32	61	14	20	307	10.2
Ohio Valley Conference Games Only																					
Season	G-GS	Min	Avg	FG-FGA	Pct	3FG-3FGA	Pct	FT-FTA	Pct	Off	Def	Tot	Avg	PF	FO	A	TO	Blk	Stl	Pts	Avg
2015-16	16-16	470	29.4	67-127	.528	0-2	.000	49-66	.742	39	64	103	6.4	36	1	14	37	9	8	183	11.4
2016-17																					
Total																					



Southeast Missouri State REDHAWKS

PLAYER PROFILES



JAYLEN BENTON

Guard

6-3 / 180 / Junior (3)

Columbus, Ohio / Westerville

North / Monroe College

22

2016-17: Started five games...Scored double figures for the first time in his career when he had 13 (all in the second half) vs. Central Arkansas (12/1)... Made a season-high three 3-pointers against the Bears...Dropped in four points vs. Hannibal-LaGrange (11/13)...One of seven different players to make their first appearance in an NCAA Division I game at Illinois (11/11)... Scored five points in his first career start...Knocked down one 3-pointer in 16 minutes of action...Did not play at Bradley (11/18)...Scored a season-high six points on a pair of 3-pointers and played 15 minutes off the bench vs. UT Rio Grande Valley (11/22)...Averages 5.9 points per game.

Completed the Redhawks 2016-17 roster when he signed a National Letter of Intent on Aug. 5, 2016...Last played at Monroe College in 2014-15... Averaged 8.5 points and 2.5 assists, while shooting 48.8 percent (79-of-162) from the field and 41.3 percent (31-of-75) from 3-point range...Appeared in 26 games and made seven starts that season...Put up similar numbers as a freshman at Central Arizona College in 2013-14...Averaged 8.6 points per game and shot over 40 percent from the field in 25 contests and 11 starts... Attended Westerville North High School, earning first-team all-conference honors...Was his team's Defensive Player of the Year as a senior...Averaged 15 points, five assists, five rebounds and three steals per game his final season as a prep.

Proven shooter that has a competitive streak...Has really good instincts and can make plays at different positions on the court.

BENTON'S GAME-BY-GAME STATISTICS

2016-17	FG	3P	FT	O/D	REB	F	PTS	A	TO	B	S	M
at Illinois*	2-6	1-5	0-0	0/0	0	1	5	1	0	0	0	16
Hannibal-LaGrange*	1-4	0-2	2-2	0/1	1	1	4	2	1	0	3	13
at Western Illinois	0-1	0-0	0-0	0/0	0	0	0	0	0	0	0	3
at Bradley	DNP	-	-	-	-	-	-	-	-	-	-	-
UT Rio Grande Valley	2-4	2-3	0-0	0/2	2	3	6	2	0	0	0	15
at UMKC*	2-9	1-6	1-1	1/4	5	3	6	1	0	2	1	19
Central Arkansas*	5-8	3-6	0-0	1/1	2	0	13	5	2	0	0	22
at Indiana*	3-9	1-6	0-1	0/2	2	4	7	3	0	0	1	24
Missouri State												
Northern Kentucky												
at Missouri State												
at DePaul												
vs. Chicago State												
vs. Troy/Cornell												
Henderson State												
Eastern Kentucky												
at Tennessee State												
at Belmont												
Tennessee Tech												
at UT Martin												
SIU Edwardsville												
Eastern Illinois												
at Murray State												
at Austin Peay												
at Jacksonville State												
Morehead State												
at SIU Edwardsville												
at Eastern Illinois												
UT Martin												
Murray State												
Austin Peay												

* - Game Started

2016-17 SEASON/CAREER-HIGHS

Points	13	vs. Central Arkansas (12/1/16)
Total Rebounds	5	at UMKC (11/28/16)
Offensive	1	2x, last vs. Central Arkansas (12/1/16)
Defensive	4	at UMKC (11/28/16)
FG Made	5	vs. Central Arkansas (12/1/16)
FG Attempted.....	9	2x, last at Indiana (12/4/16)
3-Point FG Made.....	3	vs. Central Arkansas (12/1/16)
3-Point FG Attempted.....	6	3x, last at Indiana (12/4/16)
FT Made.....	2	vs. Hannibal-LaGrange (11/13/16)
FT Attempted.....	2	vs. Hannibal-LaGrange (11/13/16)
Assists	5	vs. Central Arkansas (12/1/16)
Blocks.....	2	at UMKC (11/28/16)
Steals.....	3	vs. Hannibal-LaGrange (11/13/16)
Minutes	24	at Indiana (12/4/16)


CAREER STATISTICS AT SOUTHEAST MISSOURI

Season	G-GS	Min	Avg	FG-FGA	Pct	3FG-3FGA	Pct	FT-FTA	Pct	Off	Def	Tot	Avg	PF	FO	A	TO	Blk	Stl	Pts	Avg
2016-17	7-5	112	16.0	15-41	.366	8-28	.286	3-4	.750	2	10	12	1.7	12	0	14	3	2	5	41	5.9
Ohio Valley Conference Games Only																					
Season	G-GS	Min	Avg	FG-FGA	Pct	3FG-3FGA	Pct	FT-FTA	Pct	Off	Def	Tot	Avg	PF	FO	A	TO	Blk	Stl	Pts	Avg
2016-17																					



Southeast Missouri State REDHAWKS

PLAYER PROFILES



JAMAAL CALVIN

Guard

6-1 / 184 / Senior (4)

Chattanooga, Tenn.

McCallie Prep

12

2016-17: Leads the Ohio Valley Conference and ranks ninth in the nation in assist/turnover ratio (27/6, 4.5)...Tops the team in assists (27) and steals (15) through eight starts...Leads the team with 11 three-pointers made...Ranks 14th in the Ohio Valley Conference in assists and sixth in steals...Collected a career-high six steals and had five assists in 19 minutes vs. Hannibal-LaGrange (11/13)...Added three points and one rebound in 15 minutes during his first start of the season at Illinois (11/11)...Has played in 84 games in his career...Went five of his eight starts without a turnover...One of two players on the team that have been at Southeast for four years...Averages 5.1 points and 2.5 rebounds per game...Scored double figures for the first time this season when he finished with 14 vs. UT Rio Grande Valley (11/22)...Tied a career-high four 3-pointers made in that game...Turned the ball over only six times...Dished out a career-high nine assists vs. Central Arkansas (12/1)...Drained a 3-pointer in five-straight games and seven of eight contests.

CALVIN'S GAME-BY-GAME STATISTICS

2016-17	FG	3P	FT	O/D	REB	E	PTS	A	TO	B	S	M
at Illinois*	1-2	1-2	0-0	1/0	1	0	3	0	1	0	0	15
Hannibal-LaGrange*	1-4	1-3	0-0	0/4	4	3	3	5	0	0	6	19
at Western Illinois*	2-5	0-1	0-0	0/3	3	2	4	2	0	0	0	27
at Bradley*	1-6	1-3	0-0	0/2	2	3	3	4	0	0	4	18
UT Rio Grande Valley*	5-7	4-5	0-0	1/3	4	1	14	1	3	0	0	20
at UMKC*	1-7	1-5	2-2	0/2	2	1	5	4	2	0	0	30
Central Arkansas*	2-6	2-5	0-0	1/2	3	2	6	9	0	0	4	20
at Indiana*	1-4	1-3	0-0	0/1	1	2	3	2	0	0	1	24
Missouri State												
Northern Kentucky												
at Missouri State												
at DePaul												
vs. Chicago State												
vs. Troy/Cornell												
Henderson State												
Eastern Kentucky												
at Tennessee State												
at Belmont												
Tennessee Tech												
at UT Martin												
SIU Edwardsville												
Eastern Illinois												
at Murray State												
at Austin Peay												
at Jacksonville State												
Morehead State												
at SIU Edwardsville												
at Eastern Illinois												
UT Martin												
Murray State												
Austin Peay												

* - Game Started

2016-17 SEASON-HIGHS

Points	14	vs. UT Rio Grande Valley (11/22/16)
Total Rebounds	4	2x, last vs. UT Rio Grande Valley (11/22/16)
Offensive	1	3x, last vs. Central Arkansas (12/1/16)
Defensive	4	vs. Hannibal-LaGrange (11/13/16)
FG Made	5	vs. UT Rio Grande Valley (11/22/16)
FG Attempted	7	2x, last at UMKC (11/28/16)
3-Point FG Made	4	vs. UT Rio Grande Valley (11/22/16)
3-Point FG Attempted	5	3x, last vs. Central Arkansas (12/1/16)
FT Made	2	at UMKC (11/28/16)
FT Attempted	2	at UMKC (11/28/16)
Assists	9	vs. Central Arkansas (12/1/16)
Blocks	-	-
Steals	6	vs. Hannibal-LaGrange (11/13/16)
Minutes	30	at UMKC (11/28/16)

CAREER-HIGHS

Points	19	vs. Central Baptist College (11/11/13)
Total Rebounds	8	at SIU Edwardsville (1/28/16)
Offensive	3	2x, last at Loyola Marymount (11/14/14)
Defensive	6	at SIU Edwardsville (1/28/16)
FG Made	6	vs. Central Baptist College (11/11/13)
FG Attempted	17	vs. Central Baptist College (11/11/13)
3-Point FG Made	4	6x, last vs. UT Rio Grande Valley (11/22/16)
3-Point FG Attempted	10	vs. Central Baptist College (11/11/13)
FT Made	7	at SIU Edwardsville (1/28/16)
FT Attempted	9	at SIU Edwardsville (1/28/16)
Assists	9	vs. Central Arkansas (12/1/16)
Blocks	1	at Murray State (2/13/16)
Steals	6	vs. Hannibal-LaGrange (11/13/16)
Minutes	38	2x, last vs. Eastern Illinois (2/20/16)


CAREER STATISTICS AT SOUTHEAST MISSOURI

Season	G-GS	Min	Avg	FG-FGA	Pct	3FG-3FGA	Pct	FT-FTA	Pct	Off	Def	Tot	Avg	PF	FO	A	TO	Blk	Stl	Pts	Avg
2013-14	29-2	417	14.4	44-120	.367	28-81	.346	20-26	.769	9	30	39	1.3	34	0	42	25	0	25	136	4.7
2014-15	27-7	447	16.6	32-89	.360	23-69	.333	19-23	.826	12	25	37	1.4	35	0	21	15	0	12	106	3.9
2015-16	21-14	559	26.6	40-130	.308	27-90	.300	32-39	.821	15	54	69	3.3	38	0	49	29	1	18	139	6.6
2016-17	8-8	173	21.6	14-41	.341	11-27	.407	2-2	1.000	3	17	20	2.5	14	0	27	6	0	15	41	5.1
Total	85-31	1596	18.8	130-380	.342	89-267	.333	73-90	.811	39	126	165	1.9	121	0	139	75	1	70	422	5.0
Ohio Valley Conference Games Only																					
2013-14	14-1	190	13.6	16-47	.340	8-30	.267	9-12	.750	2	14	16	1.1	11	0	26	11	0	6	49	3.5
2014-15	14-7	253	18.1	20-54	.370	16-41	.390	7-7	1.000	5	14	19	1.4	22	0	14	6	0	6	63	4.5
2015-16	16-13	478	29.9	30-106	.283	20-71	.282	27-31	.871	14	45	59	3.7	35	0	45	27	1	15	107	6.7
2016-17																					
Total	44-21	921	20.9	66-207	.319	44-142	.310	43-50	.860	21	73	94	2.1	68	0	85	44	1	27	219	5.0



Southeast Missouri State REDHAWKS

PLAYER PROFILES



ANTONIUS CLEVELAND

Guard

6-6 / 195 / Senior (4)

Memphis, Tenn. / Faith Baptist

Christian Academy (Ga.)

1

Preseason All-Ohio Valley Conference pick...Rated among the top senior non-Power Five guards by College Court Report...Has accumulated 1,132 points, 447 rebounds, 186 assists, 121 steals and 55 blocks in 96 games and 84 starts during his career...Boasts an 11.8 points per game career scoring average...Scored double figures in 18-straight games and 25 of his last 26 starts...Leads the team with 62 double-digit scoring games and eight double-doubles...Ranks 15th among Southeast's all-time career scoring leaders...Is sixth in career free throws attempted, fifth in career steals and fifth in career starts.

2016-17: Reached double figures in the scoring column during all eight of his starts this season...Southeast's leading scorer with 15.6 points per contest...Is shooting 51.6 percent from the field (47-of-91)...Pitched in 10 points on 4-of-9 field goals and 2-of-2 three-pointers at Illinois (11/11), his first start of the season...Scored Southeast's first eight points of the game... Had two 3-pointers in a game for the sixth time in his career...Averages 5.5 rebounds per contest...Is ninth in the Ohio Valley Conference in scoring, ranks 12th in field goal percentage and is seventh in blocks (1.1 bpg)...Led the Redhawks in scoring four games...Recorded his first double-double of the season with 21 points and 10 boards vs. UT Rio Grande Valley (11/22)...Pitched in 20 points at Western Illinois (11/16).

2016-17 SEASON-HIGHS

Points.....21	vs. UT Rio Grande Valley (11/22/16)
Total Rebounds.....10	vs. UT Rio Grande Valley (11/22/16)
Offensive.....4	vs. UT Rio Grande Valley (11/22/16)
Defensive.....8	vs. Central Arkansas (12/1/16)
FG Made.....8	2x, last vs. UT Rio Grande Valley (11/22/16)
FG Attempted.....15	vs. UT Rio Grande Valley (11/22/16)
3-Point FG Made.....2	at Illinois (11/11/16)
3-Point FG Attempted.....4	vs. Central Arkansas (12/1/16)
FT Made.....7	at UMKC (11/28/16)
FT Attempted.....8	2x, last at UMKC (11/28/16)
Assists.....4	2x, last vs. Central Arkansas (12/1/16)
Blocks.....3	2x, last at UMKC (11/28/16)
Steals.....3	vs. Hannibal-LaGrange (11/13/16)
Minutes.....37	2x, last at UMKC (11/28/16)

CLEVELAND'S GAME-BY-GAME STATISTICS

2016-17	FG	3P	FT	O/D	REB	E	PTS	A	TO	B	S	M
at Illinois*	4-9	2-2	0-0	0/3	3	1	10	1	1	0	0	22
Hannibal-LaGrange*	7-12	0-2	2-3	0/2	2	1	16	2	1	1	3	27
at Western Illinois*	8-11	0-1	4-5	0/6	6	0	20	2	3	3	1	33
at Bradley*	7-11	0-0	2-8	2/3	5	4	16	2	1	0	0	37
UT Rio Grande Valley*	8-15	0-2	5-7	4/6	10	3	21	4	1	0	2	27
at UMKC*	4-11	1-2	7-8	1/4	5	4	16	2	1	3	2	37
Central Arkansas*	3-9	1-4	6-6	0/8	8	2	13	4	3	2	1	32
at Indiana*	6-13	0-1	1-3	2/3	5	2	13	0	1	0	0	31
Missouri State												
Northern Kentucky												
at Missouri State												
at DePaul												
vs. Chicago State												
vs. Troy/Cornell												
Henderson State												
Eastern Kentucky												
at Tennessee State												
at Belmont												
Tennessee Tech												
at UT Martin												
SIU Edwardsville												
Eastern Illinois												
at Murray State												
at Austin Peay												
at Jacksonville State												
Morehead State												
at SIU Edwardsville												
at Eastern Illinois												
UT Martin												
Murray State												
Austin Peay												

* - Game Started

CAREER-HIGHS

Points.....25	vs. Ole Miss (12/12/15)
Total Rebounds.....12	vs. Eastern Illinois (12/7/15)
Offensive.....5	4x, last vs. Belmont (12/31/15)
Defensive.....8	3x, last vs. Central Arkansas (12/1/16)
FG Made.....11	vs. Murray State (2/4/16)
FG Attempted.....18	2x, last at Austin Peay (2/27/16)
3-Point FG Made.....2	6x, last at Illinois (11/11/16)
3-Point FG Attempted.....5	vs. Missouri State (12/13/14)
FT Made.....10	vs. Morehead State (3/4/15)
FT Attempted.....14	vs. Morehead State (3/4/15)
Assists.....6	at Evansville (11/15/15)
Blocks.....3	2x, last at Western Illinois (11/16/16)
Steals.....4	6x, last vs. SIU Edwardsville (2/18/16)
Minutes.....40	vs. Murray State (2/14/15)


CAREER STATISTICS AT SOUTHEAST MISSOURI

Season	G-GS	Min	Avg	FG-FGA	Pct	3FG-3FGA	Pct	FT-FTA	Pct	Off	Def	Tot	Avg	PF	FO	A	TO	Blk	Stl	Pts	Avg
2013-14	32-21	716	22.4	107-204	.525	14-39	.359	62-104	.596	39	50	89	2.8	85	4	53	60	16	32	290	9.1
2014-15	30-30	871	29.0	120-254	.472	12-57	.211	71-125	.568	41	102	143	4.8	73	1	55	39	15	38	323	10.8
2015-16	26-25	817	31.4	150-343	.437	8-46	.174	86-141	.610	62	109	171	6.6	72	3	61	60	15	42	394	15.2
2016-17	8-8	246	30.8	47-91	.516	4-14	.286	27-40	.675	9	35	44	5.5	17	0	17	12	9	9	125	15.6
Total	96-84	2650	27.6	424-892	.475	38-156	.244	246-410	.600	151	296	447	4.7	247	8	186	171	55	121	1132	11.8
Ohio Valley Conference Games Only																					
2013-14	16-7	306	19.1	47-89	.528	7-15	.467	18-35	.514	15	22	37	2.3	40	2	21	31	5	8	119	7.4
2014-15	16-16	493	30.8	65-137	.474	8-32	.250	40-65	.615	18	60	78	4.9	42	1	31	23	7	24	178	11.1
2015-16	14-14	472	33.7	87-195	.446	5-25	.200	43-65	.662	35	60	95	6.8	37	1	35	35	9	26	222	15.9
2016-17																					
Total	46-37	1271	27.6	199-421	.473	20-72	.278	101-165	.612	68	142	210	4.6	119	4	87	89	21	58	519	11.3



Southeast Missouri State REDHAWKS

PLAYER PROFILES



JONATHAN DALTON

Guard

5-10 / 155 / Sophomore (2)

New Orleans, La. / West Jefferson

Copiah-Lincoln CC

10

2016-17: Missed the second half of the UMKC (11/28) game and did not play against Central Arkansas (12/1) due to a concussion...Made his return to play seven minutes off the bench at #10 Indiana (12/4)...Came off the bench to score two points in nine minutes in his Southeast debut at Illinois (11/11)... One of seven different Redhawks who played his first Division I game against the Fighting Illini...Followed that up with five points in 12 minutes vs. Hannibal-LaGrange (11/13)...Contributed a season-high nine points in 21 minutes at Bradley (11/18)...Fifth on the team with 13 assists.

Signed with the Redhawks on May 16, 2016...Attended Copiah-Lincoln Community College for one year...Suffered an injury in the first game of the 2015-16 season, but returned for the second half of the season, where he averaged 20.1 points per game...Also accumulated 60 assists and was named Mississippi Association of Community and Junior College South Division All-State for his efforts...Garnered New Orleans Metro Coaches' All-District 8-5A and All-New Orleans Boys Large School honors at West Jefferson High School.

Explosive playmaker who brings a different dimension to this year's team... Possesses excellent quickness and can put pressure on the opposing defense with his attacking style of play...Can score, sees the court well and is very good at distributing the basketball...Has three years of eligibility.

DALTON'S GAME-BY-GAME STATISTICS

2016-17	FG	3P	FT	O/D	REB	E	PTS	A	TO	B	S	M
at Illinois	1-2	0-0	0-0	0/0	0	2	2	1	0	0	0	9
Hannibal-LaGrange	2-3	0-1	1-2	0/0	0	2	5	1	2	0	1	12
at Western Illinois	0-2	0-1	0-0	0/1	1	0	0	3	2	0	0	13
at Bradley	4-10	1-4	0-0	0/0	0	4	9	4	1	0	0	21
UT Rio Grande Valley	0-4	0-2	1-2	2/2	4	0	1	3	1	0	1	21
at UMKC	0-3	0-1	0-0	0/0	0	2	0	1	0	0	0	6
Central Arkansas	DNP	-	-	-	-	-	-	-	-	-	-	-
at Indiana	0-3	0-0	0-0	0/0	0	1	0	0	1	0	0	7
Missouri State												
Northern Kentucky												
at Missouri State												
at DePaul												
vs. Chicago State												
vs. Troy/Cornell												
Henderson State												
Eastern Kentucky												
at Tennessee State												
at Belmont												
Tennessee Tech												
at UT Martin												
SIU Edwardsville												
Eastern Illinois												
at Murray State												
at Austin Peay												
at Jacksonville State												
Morehead State												
at SIU Edwardsville												
at Eastern Illinois												
UT Martin												
Murray State												
Austin Peay												

* - Game Started

2016-17 SEASON/CAREER-HIGHS

Points	9	at Bradley (11/18/16)
Total Rebounds	4	vs. UT Rio Grande Valley (11/22/16)
Offensive	2	vs. UT Rio Grande Valley (11/22/16)
Defensive	2	vs. UT Rio Grande Valley (11/22/16)
FG Made	4	at Bradley (11/18/16)
FG Attempted.....	10	at Bradley (11/18/16)
3-Point FG Made.....	1	at Bradley (11/18/16)
3-Point FG Attempted.....	4	at Bradley (11/18/16)
FT Made.....	1	2x, last vs. UT Rio Grande Valley (11/22/16)
FT Attempted.....	2	2x, last vs. UT Rio Grande Valley (11/22/16)
Assists	4	at Bradley (11/18/16)
Blocks.....	-	-
Steals.....	1	2x, last vs. UT Rio Grande Valley (11/22/16)
Minutes	21	2x, last vs. UT Rio Grande Valley (11/22/16)

CAREER STATISTICS AT SOUTHEAST MISSOURI

Season	G-GS	Min	Avg	FG-FGA	Pct	3FG-3FGA	Pct	FT-FTA	Overall																	
									Pct	Off	Def	Tot	Avg	PF	FO	A	TO	Blk	Stl	Pts	Avg					
2016-17	7-0	89	12.7	7-27	.259	1-9	.111	2-4	.500	2	3	5	0.7	11	0	13	7	0	2	17	2.4					
														Ohio Valley Conference Games Only												
Season	G-GS	Min	Avg	FG-FGA	Pct	3FG-3FGA	Pct	FT-FTA	Pct	Off	Def	Tot	Avg	PF	FO	A	TO	Blk	Stl	Pts	Avg					
2016-17																										



Southeast Missouri State REDHAWKS

PLAYER PROFILES



DONDRE DUFFUS

Guard

6-3 / 183 / Junior (3)

Palm Beach, Fla. / Boyd Anderson

St. Petersburg College

0

2016-17: Missed the last three games with a groin injury...Started three games...Scored six points in his first career start at Western Illinois (11/16)... Ranks second on the team with seven steals...Is 14th in the Ohio Valley Conference in steals (1.4 spg)...Scored double figures twice when he finished with 12 points vs. Hannibal-LaGrange (11/13) and 10 at Bradley (11/18)...One of seven different players who played his first Division I game at Illinois (11/11)...Made one field goal and grabbed one rebound in 20 minutes off the bench...Averages 6.8 points and 2.2 rebounds a game.

Two-year starting guard at St. Petersburg College...Led the Titans in scoring (14.1 ppg), assists (81) and steals (57) en route to claiming Suncoast Conference Player of the Year honors as a sophomore...Earned first-team all-conference accolades each of his junior college seasons...Scored 10.2 points per contest as a freshman in 2014-15...Notched a team-high 98 assists and ranked second on the team with 42 steals...Averaged 13.7 points, 3.2 rebounds, 4.6 assists and 2.2 steals per game as a senior at Boyd Anderson High School...Signed with the Redhawks on Apr. 27, 2016.

True combo guard that can attack the paint from either position...Has the ability to provide explosive plays in transition and off ball screens...Strong leader both on and off the court.

DUFFUS' GAME-BY-GAME STATISTICS

2016-17	FG	3P	FT	O/D	REB	E	PTS	A	TO	B	S	M
at Illinois	1-4	0-1	0-0	0/1	1	2	2	3	3	0	0	20
Hannibal-LaGrange	5-7	0-0	2-2	1/1	2	1	12	3	0	1	4	21
at Western Illinois*	1-5	0-0	4-6	1/3	4	3	6	0	2	0	3	21
at Bradley*	5-7	0-0	0-0	0/3	3	3	10	0	0	1	0	22
UT Rio Grande Valley*	1-4	0-0	2-2	0/1	1	0	4	0	2	0	0	19
at UMKC	DNP	-	-	-	-	-	-	-	-	-	-	-
Central Arkansas	DNP	-	-	-	-	-	-	-	-	-	-	-
at Indiana	DNP	-	-	-	-	-	-	-	-	-	-	-
Missouri State												
Northern Kentucky												
at Missouri State												
at DePaul												
vs. Chicago State												
vs. Troy/Cornell												
Henderson State												
Eastern Kentucky												
at Tennessee State												
at Belmont												
Tennessee Tech												
at UT Martin												
SIU Edwardsville												
Eastern Illinois												
at Murray State												
at Austin Peay												
at Jacksonville State												
Morehead State												
at SIU Edwardsville												
at Eastern Illinois												
UT Martin												
Murray State												
Austin Peay												

* - Game Started

2016-17 SEASON/CAREER-HIGHS

Points	12	vs. Hannibal-LaGrange (11/13/16)
Total Rebounds	4	at Western Illinois (11/16/16)
Offensive	1	2x, last at Western Illinois (11/16/16)
Defensive	3	2x, last at Bradley (11/18/16)
FG Made	5	2x, last at Bradley (11/18/16)
FG Attempted.....	7	2x, last at Bradley (11/18/16)
3-Point FG Made.....	-	-
3-Point FG Attempted.....	1	at Illinois (11/11/16)
FT Made.....	4	at Western Illinois (11/16/16)
FT Attempted.....	6	at Western Illinois (11/16/16)
Assists	3	2x, last vs. Hannibal-LaGrange (11/13/16)
Blocks.....	1	2x, last at Bradley (11/18/16)
Steals.....	4	vs. Hannibal-LaGrange (11/13/16)
Minutes	22	at Bradley (11/18/16)


CAREER STATISTICS AT SOUTHEAST MISSOURI

Season	G-GS	Min	Avg	FG-FGA	Pct	3FG-3FGA	Pct	FT-FTA	Pct	Off	Def	Tot	Avg	PF	FO	A	TO	Blk	Stl	Pts	Avg
2016-17	5-3	103	20.6	13-27	.481	0-1	.000	8-10	.800	2	9	11	2.2	9	0	6	7	2	7	34	6.8
Ohio Valley Conference Games Only																					
Season	G-GS	Min	Avg	FG-FGA	Pct	3FG-3FGA	Pct	FT-FTA	Pct	Off	Def	Tot	Avg	PF	FO	A	TO	Blk	Stl	Pts	Avg
2016-17																					



Southeast Missouri State REDHAWKS

PLAYER PROFILES



TAHJ EADDY

Guard

6-2 / 154 / Freshman (1)

West Haven, Conn.

Tennessee Preparatory Academy

2

2016-17: Had a nice NCAA Division I debut when he scored nine points on three 3-pointers off the bench at Illinois (11/11)...Missed just once behind the arc...Also had two rebounds, three assists and a steal in that game...Added six points two days later vs. Hannibal-LaGrange (11/13)...Knocked down a season-high three 3-pointers and reached season-highs in points (9), rebounds (5) and minutes (21) vs. Central Arkansas (12/1)...Leads the Ohio Valley Conference in 3-point field goal percentage (9-of-15, .600).

Signed with the Redhawks on the first day of the basketball signing period on Apr. 13, 2016...Averaged 24.6 points and 4.2 assists per game in one season at Tennessee Preparatory Academy in Memphis, Tennessee...Named the 2016 National Association of Christian Athletes Elite Division Most Valuable Player...Shot 48 percent from the field, 46 percent from 3-point range and 88 percent at the free throw line...Transitioned from being a shooting guard to the point guard position during his only year at Tennessee Prep...Played his first three prep seasons at Notre Dame High School in West Haven, Connecticut before moving to Tennessee Prep for his senior year...Earned Southern Connecticut Conference honors for the Green Knights.

Efficient combo guard with a high basketball I.Q...Can create offense for himself and others, while also possessing the ability to quarterback his team...Makes good decisions and is a bonafide scorer that keeps the defense honest knowing he can hit the outside shot.

EADDY'S GAME-BY-GAME STATISTICS

2016-17	FG	3P	FT	O/D	REB	E	PTS	A	TO	B	S	M
at Illinois	3-5	3-4	0-0	1/1	2	1	9	3	0	0	1	16
Hannibal-LaGrange	2-6	2-4	0-0	0/0	0	1	6	2	1	0	1	12
at Western Illinois	0-1	0-0	0-0	0/0	0	0	0	1	1	0	0	5
at Bradley	DNP	-	-	-	-	-	-	-	-	-	-	-
UT Rio Grande Valley	DNP	-	-	-	-	-	-	-	-	-	-	-
at UMKC	1-5	0-0	0-0	0/0	0	0	2	0	1	0	0	11
Central Arkansas	3-6	3-4	0-0	3/2	5	0	9	1	3	0	1	21
at Indiana	1-6	1-3	2-2	1/3	4	0	5	0	1	0	1	16
Missouri State												
Northern Kentucky												
at Missouri State												
at DePaul												
vs. Chicago State												
vs. Troy/Cornell												
Henderson State												
Eastern Kentucky												
at Tennessee State												
at Belmont												
Tennessee Tech												
at UT Martin												
SIU Edwardsville												
Eastern Illinois												
at Murray State												
at Austin Peay												
at Jacksonville State												
Morehead State												
at SIU Edwardsville												
at Eastern Illinois												
UT Martin												
Murray State												
Austin Peay												

* - Game Started

2016-17 SEASON/CAREER-HIGHS

Points	9	2x, last vs. Central Arkansas (12/1/16)
Total Rebounds	5	vs. Central Arkansas (12/1/16)
Offensive	3	vs. Central Arkansas (12/1/16)
Defensive	3	at Indiana (12/4/16)
FG Made	3	2x, last vs. Central Arkansas (12/1/16)
FG Attempted.....	6	3x, last at Indiana (12/4/16)
3-Point FG Made.....	3	2x, last vs. Central Arkansas (12/1/16)
3-Point FG Attempted.....	4	3x, last vs. Central Arkansas (12/1/16)
FT Made.....	2	at Indiana (12/4/16)
FT Attempted.....	2	at Indiana (12/4/16)
Assists	3	at Illinois (11/11/16)
Blocks.....	-	-
Steals.....	1	4x, last at Indiana (12/4/16)
Minutes	21	vs. Central Arkansas (12/1/16)


CAREER STATISTICS AT SOUTHEAST MISSOURI

Season	G-GS	Min	Avg	FG-FGA	Pct	3FG-3FGA	Pct	FT-FTA	Pct	Off	Def	Tot	Avg	PF	FO	A	TO	Blk	Stl	Pts	Avg
2016-17	6-0	81	13.5	10-29	.345	9-15	.600	2-2	1.000	5	6	11	1.8	2	0	7	7	0	4	31	5.2
Ohio Valley Conference Games Only																					
Season	G-GS	Min	Avg	FG-FGA	Pct	3FG-3FGA	Pct	FT-FTA	Pct	Off	Def	Tot	Avg	PF	FO	A	TO	Blk	Stl	Pts	Avg
2016-17																					



Southeast Missouri State REDHAWKS

PLAYER PROFILES



TREY KELLUM

Forward

6-7 / 213 / Senior (5)

Peoria, Ill. / Peoria Central

Florida A&M

13

2016-17: Averages seven rebounds per game as the Redhawks top rebounder in eight starts...Stands 29th in the nation in offensive rebounds per game (3.5)...Ranks second on the team in scoring with 12.1 points per contest as one of three players averaging double figures....Is 11th in the Ohio Valley Conference in rebounding...Leads the league with 28 offensive rebounds...Scored six points and made 2-of-2 free throws in 28 minutes during his first start at Illinois (11/11)...Had 11 points on 4-of-8 field goals and pulled down seven rebounds vs. Hannibal-LaGrange (11/13)...Dropped in a season-high 15 points vs. UT Rio Grande Valley (11/22)...Added 10 points, all in the first half, at Bradley (11/18)...Is first on the team and 11th in the OVC in free throw percentage (.815, 22-of-27)...Pitched in a season-high 21 points and pulled down nine rebounds vs. Central Arkansas (12/1)...Scored double figures in six of his last seven starts.

KELLUM'S GAME-BY-GAME STATISTICS

2016-17	FG	3P	FT	O/D	REB	F	PTS	A	TO	B	S	M
at Illinois*	2-8	0-0	2-2	4/3	7	2	6	0	1	0	0	28
Hannibal-LaGrange*	4-8	0-0	3-3	5/2	7	3	11	0	2	1	1	25
at Western Illinois*	5-10	0-0	3-4	3/3	6	5	13	1	3	0	1	25
at Bradley*	4-9	0-0	2-2	1/3	4	5	10	0	0	0	1	24
UT Rio Grande Valley*	6-8	0-0	3-5	3/5	8	2	15	2	2	1	1	32
at UMKC*	3-7	0-0	8-9	5/3	8	4	14	0	1	0	1	25
Central Arkansas*	10-14	0-0	1-2	3/6	9	0	21	1	2	2	3	31
at Indiana*	3-9	0-0	1-2	4/3	7	4	7	0	3	0	1	28
Missouri State												
Northern Kentucky												
at Missouri State												
at DePaul												
vs. Chicago State												
vs. Troy/Cornell												
Henderson State												
Eastern Kentucky												
at Tennessee State												
at Belmont												
Tennessee Tech												
at UT Martin												
SIU Edwardsville												
Eastern Illinois												
at Murray State												
at Austin Peay												
at Jacksonville State												
Morehead State												
at SIU Edwardsville												
at Eastern Illinois												
UT Martin												
Murray State												
Austin Peay												

* - Game Started

2016-17 SEASON-HIGHS

Points	21	vs. Central Arkansas (12/1/16)
Total Rebounds	9	vs. Central Arkansas (12/1/16)
Offensive	5	2x, last at UMKC (11/28/16)
Defensive	6	vs. Central Arkansas (12/1/16)
FG Made	10	vs. Central Arkansas (12/1/16)
FG Attempted	14	vs. Central Arkansas (12/1/16)
3-Point FG Made	-	-
3-Point FG Attempted	-	-
FT Made	8	at UMKC (11/28/16)
FT Attempted	9	at UMKC (11/28/16)
Assists	2	vs. UT Rio Grande Valley (11/22/16)
Blocks	2	vs. Central Arkansas (12/1/16)
Steals	3	vs. Central Arkansas (12/1/16)
Minutes	32	vs. UT Rio Grande Valley (11/22/16)

CAREER-HIGHS

Points	23	vs. Hannibal-LaGrange (1/19/16)
Total Rebounds	15	vs. UT Martin (1/24/16)
Offensive	6	vs. UT Martin (1/24/16)
Defensive	9	vs. UT Martin (1/24/16)
FG Made	10	vs. Central Arkansas (12/1/16)
FG Attempted	14	vs. Central Arkansas (12/1/16)
3-Point FG Made	-	-
3-Point FG Attempted	-	-
FT Made	8	at UMKC (11/28/16)
FT Attempted	12	vs. Hannibal-LaGrange (1/19/16)
Assists	2	4x, last vs. UT Rio Grande Valley (11/22/16)
Blocks	2	vs. Central Arkansas (12/1/16)
Steals	3	2x, last vs. Central Arkansas (12/1/16)
Minutes	32	2x, last vs. UT Rio Grande Valley (11/22/16)


CAREER STATISTICS AT SOUTHEAST MISSOURI

Season	G-GS	Min	Avg	FG-FGA	Pct	3FG-3FGA	Pct	FT-FTA	Pct	Off	Def	Tot	Avg	PF	FO	A	TO	Blk	Stl	Pts	Avg
2015-16	25-23	596	23.8	99-201	.493	0-0	.000	61-105	.581	52	90	142	5.7	92	6	14	52	4	12	259	10.4
2016-17	8-8	218	27.3	37-73	.507	0-0	.000	23-29	.793	28	28	56	7.0	25	2	4	14	4	9	97	12.1
Total	33-31	814	24.7	136-274	.496	0-0	.000	84-134	.627	80	118	198	6.0	117	8	18	66	8	21	356	10.8
Ohio Valley Conference Games Only																					
Season	G-GS	Min	Avg	FG-FGA	Pct	3FG-3FGA	Pct	FT-FTA	Pct	Off	Def	Tot	Avg	PF	FO	A	TO	Blk	Stl	Pts	Avg
2015-16	14-13	325	23.2	50-107	.467	0-0	.000	42-68	.618	31	54	85	6.1	53	3	11	29	1	4	142	10.1
2016-17																					
Total																					



Southeast Missouri State REDHAWKS

PLAYER PROFILES



RAY KOWALSKI

Guard
6-3 / 195 / Freshman (1)
Concord, N.C.
Concord

3

Had knee surgery and is seeking a medical redshirt.

Signed with the Redhawks during the early signing period on Nov. 11, 2015... All-Cabarrus County selection who averaged 20 points per game and shot 57 percent (176-of-311) as a senior at Concord High School...Knocked down 67-of-140 three-pointers for 48 percent and finished the year with a total of 540 points...Also grabbed 79 rebounds, dished out 45 assists and had 18 steals...Received seven MaxPreps Player of the Game awards...Went over 1,000 points in his prep career...Averaged 19 points, five rebounds and 3.5 steals per game as a junior...Earned all-conference and all-district accolades, while being tabbed the best shooter in Cabarrus County...Shot 48 percent from 3-point range, dropping in 3.2 threes per game...Suffered a serious back injury when a player undercut him at a Junior All-American Camp in South Carolina...Was a student at Concord Middle School when he suffered that injury which kept him away from basketball for 11 months... Was cleared to return to the court as a ninth-grader...Played his freshman and sophomore seasons at Northside Christian Academy...The Knights won the state title both years that Kowalski was there, going a combined 62-4... Ranked among the top 50 players in North Carolina, according to *phenomhoopreport.com*.

Caught the attention of Southeast's coaching staff immediately because of his competitive fire and ability to shoot the ball...Works hard and excels in the classroom...Is a knock down shooter who plays with a lot of confidence.

KOWALSKI'S GAME-BY-GAME STATISTICS

2016-17	FG	3P	FT	O/D	REB	E	PTS	A	TO	B	S	M
at Illinois	DNP	-	-	-	-	-	-	-	-	-	-	-
Hannibal-LaGrange	DNP	-	-	-	-	-	-	-	-	-	-	-
at Western Illinois	DNP	-	-	-	-	-	-	-	-	-	-	-
at Bradley	DNP	-	-	-	-	-	-	-	-	-	-	-
UT Rio Grande Valley	DNP	-	-	-	-	-	-	-	-	-	-	-
at UMKC	DNP	-	-	-	-	-	-	-	-	-	-	-
Central Arkansas	DNP	-	-	-	-	-	-	-	-	-	-	-
at Indiana	DNP	-	-	-	-	-	-	-	-	-	-	-
Missouri State												
Northern Kentucky												
at Missouri State												
at DePaul												
vs. Chicago State												
vs. Troy/Cornell												
Henderson State												
Eastern Kentucky												
at Tennessee State												
at Belmont												
Tennessee Tech												
at UT Martin												
SIU Edwardsville												
Eastern Illinois												
at Murray State												
at Austin Peay												
at Jacksonville State												
Morehead State												
at SIU Edwardsville												
at Eastern Illinois												
UT Martin												
Murray State												
Austin Peay												

* - Game Started

2016-17 SEASON/CAREER-HIGHS

Points	-
Total Rebounds	-
Offensive	-
Defensive	-
FG Made	-
FG Attempted.....	-
3-Point FG Made.....	-
3-Point FG Attempted.....	-
FT Made.....	-
FT Attempted.....	-
Assists	-
Blocks.....	-
Steals.....	-
Minutes	-

CAREER STATISTICS AT SOUTHEAST MISSOURI

Season	G-GS	Min	Avg	FG-FGA	Pct	3FG-3FGA	Pct	FT-FTA	Pct	Off	Def	Tot	Avg	PF	FO	A	TO	Blk	Stl	Pts	Avg	Overall		
																						Pct	Pct	
2016-17																								
																							Ohio Valley Conference Games Only	
Season	G-GS	Min	Avg	FG-FGA	Pct	3FG-3FGA	Pct	FT-FTA	Pct	Off	Def	Tot	Avg	PF	FO	A	TO	Blk	Stl	Pts	Avg			
2016-17																								



Southeast Missouri State REDHAWKS

PLAYER PROFILES



DONNIE LEWIS

Guard
6-1 / 170 / Sophomore (2)
Lexington, Ky. / Paul Dunbar
Spalding University

15

One of two walk-ons on this year's team...Is a 4-4 transfer and has to sit out the 2016-17 season.

Walk-on who joins the Redhawks from Spalding University...Played in 27 games and made two starts during the 2014-15 season...Averaged 2.3 points and 1.5 rebounds per contest...Had 34 steals and dished out 55 assists... Scored a season-high eight points vs. MacMurray (12/6)...Attended Paul Dunbar High School in Lexington, Kentucky.

LEWIS' GAME-BY-GAME STATISTICS

2016-17	FG	3P	FT	O/D	REB	E	PTS	A	TO	B	S	M
at Illinois	DNP	-	-	-	-	-	-	-	-	-	-	-
Hannibal-LaGrange	DNP	-	-	-	-	-	-	-	-	-	-	-
at Western Illinois	DNP	-	-	-	-	-	-	-	-	-	-	-
at Bradley	DNP	-	-	-	-	-	-	-	-	-	-	-
UT Rio Grande Valley	DNP	-	-	-	-	-	-	-	-	-	-	-
at UMKC	DNP	-	-	-	-	-	-	-	-	-	-	-
Central Arkansas	DNP	-	-	-	-	-	-	-	-	-	-	-
at Indiana	DNP	-	-	-	-	-	-	-	-	-	-	-
Missouri State												
Northern Kentucky												
at Missouri State												
at DePaul												
vs. Chicago State												
vs. Troy/Cornell												
Henderson State												
Eastern Kentucky												
at Tennessee State												
at Belmont												
Tennessee Tech												
at UT Martin												
SIU Edwardsville												
Eastern Illinois												
at Murray State												
at Austin Peay												
at Jacksonville State												
Morehead State												
at SIU Edwardsville												
at Eastern Illinois												
UT Martin												
Murray State												
Austin Peay												

* - Game Started

2016-17 SEASON/CAREER-HIGHS

Points	-
Total Rebounds	-
Offensive	-
Defensive	-
FG Made	-
FG Attempted.....	-
3-Point FG Made.....	-
3-Point FG Attempted.....	-
FT Made.....	-
FT Attempted.....	-
Assists	-
Blocks.....	-
Steals.....	-
Minutes	-


CAREER STATISTICS AT SOUTHEAST MISSOURI

Season	G-GS	Min	Avg	FG-FGA	Pct	3FG-3FGA	Pct	FT-FTA	Pct	Off	Def	Tot	Avg	PF	FO	A	TO	Blk	Stl	Pts	Avg	
																						Overall
2016-17																						
	Ohio Valley Conference Games Only																					
Season	G-GS	Min	Avg	FG-FGA	Pct	3FG-3FGA	Pct	FT-FTA	Pct	Off	Def	Tot	Avg	PF	FO	A	TO	Blk	Stl	Pts	Avg	
2016-17																						



Southeast Missouri State REDHAWKS

PLAYER PROFILES



DENZEL MAHONEY

Guard
6-4 / 213 / Freshman
Oviedo, Fla.
Hagerty

34

2016-17: Third on the team in scoring with 11.3 points per game through eight starts...Is second in scoring among all freshmen in the Ohio Valley Conference...Reached double-digits in the scoring column for the first time in his career when he had 13 vs. Hannibal-LaGrange (11/13)...Dropped in four points and grabbed a rebound in 20 minutes during his first career start at Illinois (11/11)...One of seven different Redhawks who played his first Division I game against the Fighting Illini...Knocked down two free throws to give the Redhawks the lead on two occasions in the final four minutes of their come-from-behind win at Western Illinois (11/16)...Also stole the ball at halfcourt on the Leathernecks final possession and scored 10 points in that game...Scored double figures in five of his previous seven starts...Is shooting 78.6 percent (22-of-28) at the free throw line...Ranks 10th in the Ohio Valley Conference in free throw percentage...Dropped in a season-high 20 points at UMKC (11/28)...Led the Redhawks with 16 points at #10 Indiana (12/4) and scored double figures in three-straight games...Second on the team with 10 3-pointers made.

Signed with the Redhawks during the early signing period on Nov. 11, 2015...Saw limited action due to a knee injury his senior year at Hagerty High School...Was the Florida 8A State Player of the Year as a junior...Averaged 24 points and nine rebounds per contest en route to leading the Huskies to a runner-up finish in the state championship game that year...Buried 105 three-pointers, ranking third in the state...Also garnered 2015 SAC Conference Player of the Year and second-team all-state honors...Rated seventh among the state's scoring leaders...Finished with an average of 14 points and six rebounds per game and garnered second-team all-conference accolades as a sophomore.

Talented scorer that will have a chance to contribute early because of his strength and skill...Is physical, fearless and competes defensively.

MAHONEY'S GAME-BY-GAME STATISTICS

2016-17	FG	3P	FT	O/D	REB	E	PTS	A	TO	B	S	M
at Illinois*	2-7	0-3	0-2	0/1	1	3	4	0	0	0	0	20
Hannibal-LaGrange*	4-6	1-2	4-4	2/3	5	4	13	0	1	0	2	26
at Western Illinois*	2-5	1-2	5-6	0/4	4	2	10	0	2	0	2	24
at Bradley*	2-6	0-2	4-4	0/3	3	5	8	0	0	0	0	26
UT Rio Grande Valley*	2-7	1-3	2-2	0/1	1	5	7	1	0	0	1	23
at UMKC*	8-14	3-7	1-2	3/2	5	3	20	1	1	0	2	28
Central Arkansas*	5-10	2-5	0-0	3/2	5	1	12	3	0	0	0	27
at Indiana*	4-9	2-6	6-8	2/1	3	3	16	0	0	0	0	20
Missouri State												
Northern Kentucky												
at Missouri State												
at DePaul												
vs. Chicago State												
vs. Troy/Cornell												
Henderson State												
Eastern Kentucky												
at Tennessee State												
at Belmont												
Tennessee Tech												
at UT Martin												
SIU Edwardsville												
Eastern Illinois												
at Murray State												
at Austin Peay												
at Jacksonville State												
Morehead State												
at SIU Edwardsville												
at Eastern Illinois												
UT Martin												
Murray State												
Austin Peay												

* - Game Started

2016-17 SEASON/CAREER-HIGHS

Points	20	at UMKC (11/28/16)
Total Rebounds	5	3x, last vs. Central Arkansas (12/1/16)
Offensive	3	2x, last vs. Central Arkansas (12/1/16)
Defensive	4	at Western Illinois (11/16/16)
FG Made	8	at UMKC (11/28/16)
FG Attempted	14	at UMKC (11/28/16)
3-Point FG Made	3	at UMKC (11/28/16)
3-Point FG Attempted	7	at UMKC (11/28/16)
FT Made	6	at Indiana (12/4/16)
FT Attempted	8	at Indiana (12/4/16)
Assists	3	vs. Central Arkansas (12/1/16)
Blocks	-	-
Steals	2	3x, last at UMKC (11/28/16)
Minutes	28	at UMKC (11/28/16)


CAREER STATISTICS AT SOUTHEAST MISSOURI

Season	G-GS	Min	Avg	FG-FGA	Pct	3FG-3FGA	Pct	FT-FTA	Pct	Off	Def	Tot	Avg	PF	FO	A	TO	Blk	Stl	Pts	Avg
2016-17	8-8	194	24.3	29-64	.453	10-30	.333	22-28	.786	10	17	27	3.4	26	2	5	4	0	7	90	11.3
Ohio Valley Conference Games Only																					
Season	G-GS	Min	Avg	FG-FGA	Pct	3FG-3FGA	Pct	FT-FTA	Pct	Off	Def	Tot	Avg	PF	FO	A	TO	Blk	Stl	Pts	Avg
2016-17																					



Southeast Missouri State REDHAWKS

PLAYER PROFILES



ELI SAMPLE

Guard
6-4 / 184 / Senior (4)
Crystal City, Mo. / Crystal City
Southwest Baptist

11

2016-17: Saw action in his first NCAA Division I game when he played four minutes vs. Hannibal-LaGrange (11/13)...Scored the first points of his career on the only shot he took vs. Central Arkansas (12/1)...Made a 3-pointer with 55 seconds left in that game.

Walk-on who comes to Southeast from Southwest Baptist College...Scored 26 points and grabbed eight rebounds in six games during the 2015-16 campaign...Also dished out five assists and had one steal, averaging 9.5 minutes off the bench...Scored a season-high 11 points in back-to-back games vs. Missouri Western (12/5) and Nebraska-Kearney (12/10)...Spent the 2013-14 and 2014-15 seasons at Three Rivers Community College, but did not play... Averaged 19.2 points and 5.3 rebounds per game during his senior year at Crystal City High School...Finished with a career scoring average of 16.9 points in 47 contests...Made 77 three-pointers as a prep.

SAMPLE'S GAME-BY-GAME STATISTICS

2016-17	FG	3P	FT	O/D	REB	E	PTS	A	TO	B	S	M
at Illinois	DNP	-	-	-	-	-	-	-	-	-	-	-
Hannibal-LaGrange	0-1	0-0	0-0	0/0	0	0	0	0	0	0	0	4
at Western Illinois	DNP	-	-	-	-	-	-	-	-	-	-	-
at Bradley	DNP	-	-	-	-	-	-	-	-	-	-	-
UT Rio Grande Valley	DNP	-	-	-	-	-	-	-	-	-	-	-
at UMKC	DNP	-	-	-	-	-	-	-	-	-	-	-
Central Arkansas	1-1	1-1	0-0	0/0	0	0	3	1	0	0	0	3
at Indiana	0-0	0-0	0-0	0/0	0	0	0	0	0	0	0	3
Missouri State												
Northern Kentucky												
at Missouri State												
at DePaul												
vs. Chicago State												
vs. Troy/Cornell												
Henderson State												
Eastern Kentucky												
at Tennessee State												
at Belmont												
Tennessee Tech												
at UT Martin												
SIU Edwardsville												
Eastern Illinois												
at Murray State												
at Austin Peay												
at Jacksonville State												
Morehead State												
at SIU Edwardsville												
at Eastern Illinois												
UT Martin												
Murray State												
Austin Peay												

* - Game Started

2016-17 SEASON/CAREER-HIGHS

Points	3	vs. Central Arkansas (12/1/16)
Total Rebounds	-	-
Offensive	-	-
Defensive	-	-
FG Made	1	vs. Central Arkansas (12/1/16)
FG Attempted.....	1	2x, last vs. Central Arkansas (12/1/16)
3-Point FG Made.....	1	vs. Central Arkansas (12/1/16)
3-Point FG Attempted.....	1	vs. Central Arkansas (12/1/16)
FT Made.....	-	-
FT Attempted.....	-	-
Assists	1	vs. Central Arkansas (12/1/16)
Blocks.....	-	-
Steals.....	-	-
Minutes	4	vs. Hannibal-LaGrange (11/13/16)

CAREER STATISTICS AT SOUTHEAST MISSOURI

Season	G-GS	Min	Avg	FG-FGA	Pct	3FG-3FGA	Pct	FT-FTA	Pct	Off	Def	Tot	Avg	PF	FO	A	TO	Blk	Stl	Pts	Avg
2016-17	3-0	10	3.3	1-2	.500	1-1	1.000	0-0	.000	0	0	0	0.0	0	0	1	0	0	0	3	1.0
Ohio Valley Conference Games Only																					
Season	G-GS	Min	Avg	FG-FGA	Pct	3FG-3FGA	Pct	FT-FTA	Pct	Off	Def	Tot	Avg	PF	FO	A	TO	Blk	Stl	Pts	Avg
2016-17																					



Southeast Missouri State REDHAWKS

PLAYER PROFILES



DANIEL SIMMONS

Guard

6-2 / 204 / Junior (3)

Biggersville, Miss. / Biggersville

East Mississippi CC

23

2016-17: Averages 6.4 points and 2.1 rebounds per game...Ranks second on the team with 19 assists and is sixth in scoring...Came off the bench to play 28 minutes in his first NCAA Division I game at Illinois (11/11)...Scored seven points, pulled down three rebounds and dished out three assists against the Fighting Illini...Had five points in 19 minutes vs. Hannibal-LaGrange (11/13)... Scored a season-high 16 points for his first career double figure scoring game at Bradley (11/18)...Drained three 3-pointers against the Braves.

Signed with the Redhawks on Apr. 27, 2016...Led East Mississippi Community College in scoring (15.5 ppg) and ranked second on the team in steals (33) and assists (51) in 2015-16...Knocked down a team-high 63 three-pointers and was among the Lions' top free throw shooters making 74.3 percent of his attempts...Started all 29 games, leading EMCC to a 20-9 record and the National Junior College Athletic Association Tournament in Hutchinson, Kansas...Was named to the NJCAA Region 23 All-Tournament Team...Is from the same junior college as former Southeast standout and two-time All-Ohio Valley Conference selection Jarekious Bradley...Averaged 10.9 points in 26 games and 18 starts, and was the Lions top free throw shooter (78.7 pct.) as a freshman in 2014-15...Notched 31 assists and 24 steals that year, as well...Two-time all-state basketball performer, who averaged 21.2 points, 4.2 rebounds, 3.4 assists and 2.1 steals at Biggersville High School...Was a 2013-14 Jackson Clarion-Ledger Preseason Dandy Dozen selection after helping pace BHS to the Class 1A state championship as a junior...Participated in the 2013 MAC All-Star Game.

Tough, aggressive wing that will bring a physical presence from the guard spot...Is competitive in everything he does...Good rebounder and defends well.

SIMMONS' GAME-BY-GAME STATISTICS

2016-17	FG	3P	FT	O/D	REB	E	PTS	A	TO	B	S	M
at Illinois	3-10	1-4	0-1	1/2	3	2	7	3	1	0	1	28
Hannibal-LaGrange	2-7	0-3	1-2	0/2	2	0	5	1	0	0	0	19
at Western Illinois	1-7	0-1	4-6	1/2	3	1	6	3	2	0	2	20
at Bradley	5-9	3-4	3-5	0/2	2	1	16	1	3	0	0	23
UT Rio Grande Valley	2-7	1-2	3-4	1/1	2	1	8	5	1	0	1	18
at UMKC	1-4	0-2	0-1	0/1	1	3	2	0	4	0	0	14
Central Arkansas	2-7	1-6	0-0	0/1	1	2	5	4	2	0	0	22
at Indiana	1-6	0-2	0-0	2/1	3	1	2	2	3	0	0	15
Missouri State												
Northern Kentucky												
at Missouri State												
at DePaul												
vs. Chicago State												
vs. Troy/Cornell												
Henderson State												
Eastern Kentucky												
at Tennessee State												
at Belmont												
Tennessee Tech												
at UT Martin												
SIU Edwardsville												
Eastern Illinois												
at Murray State												
at Austin Peay												
at Jacksonville State												
Morehead State												
at SIU Edwardsville												
at Eastern Illinois												
UT Martin												
Murray State												
Austin Peay												

* - Game Started

2016-17 SEASON/CAREER-HIGHS

Points	16	at Bradley (11/18/16)
Total Rebounds	3	3x, last at Indiana (12/4/16)
Offensive	2	at Indiana (12/4/16)
Defensive	2	4x, last at Bradley (11/18/16)
FG Made	5	at Bradley (11/18/16)
FG Attempted	10	at Illinois (11/11/16)
3-Point FG Made	3	at Bradley (11/18/16)
3-Point FG Attempted	6	vs. Central Arkansas (12/1/16)
FT Made	4	at Western Illinois (11/16/16)
FT Attempted	6	at Western Illinois (11/16/16)
Assists	5	vs. UT Rio Grande Valley (11/22/16)
Blocks	-	-
Steals	2	at Western Illinois (11/16/16)
Minutes	28	at Illinois (11/11/16)

CAREER STATISTICS AT SOUTHEAST MISSOURI

Season	G-GS	Min	Avg	FG-FGA	Pct	3FG-3FGA	Pct	FT-FTA	Pct	Off	Def	Tot	Avg	PF	FO	A	TO	Blk	Stl	Pts	Avg
2016-17	8-0	159	19.9	17-57	.298	6-24	.250	11-19	.579	5	12	17	2.1	11	0	19	16	0	4	51	6.4
Ohio Valley Conference Games Only																					
Season	G-GS	Min	Avg	FG-FGA	Pct	3FG-3FGA	Pct	FT-FTA	Pct	Off	Def	Tot	Avg	PF	FO	A	TO	Blk	Stl	Pts	Avg
2016-17																					



Southeast Missouri State REDHAWKS

PLAYER PROFILES



WILLIAM TCHIENGANG

Forward
6-8 / 227 / Junior (3)
Yaounde, Cameroon
Midland College

35

2016-17: Was cleared to play from the NCAA Eligibility Center before Southeast loaded the bus for their trip to Western Illinois (11/16)...Made his NCAA Division I debut when he played four minutes off the bench against the Leathernecks...Scored the first points of his career when he made two free throws to make it a one-possession game at Bradley (11/18)...Followed that up with a season-high four points in six minutes vs. UT Rio Grande Valley (11/22)...Played a season-high 12 minutes at #10 Indiana (12/4)...Scored in four of the six games he played off the bench.

Signed with the Redhawks on May 20, 2016...Comes to Southeast after playing two seasons at Midland College in Texas...Midland College has one of the most successful junior college programs in the country with 11 of its players moving onto Division I schools over the last two years alone...Averaged 3.1 points and 2.2 rebounds in 28 games for the Chaparrals in 2015-16...Shot 61 percent (36-of-59) from the field and gathered 10 blocks as Midland went 21-9 overall...Averaged 4.2 points and 3.6 rebounds, and added eight blocks in 2014-15...Also visited Miami University (Ohio), Winthrop and Portland State during the recruiting process.

Tremendous worker who will be an asset with his ability to run the court... Adds size and strength...Can make mid-range shots along with driving and finishing at the rim...Plays with high energy.

TCHIENGANG'S GAME-BY-GAME STATISTICS

2016-17	FG	3P	FT	O/D	REB	E	PTS	A	TO	B	S	M
at Illinois	DNP	-	-	-	-	-	-	-	-	-	-	-
Hannibal-LaGrange	DNP	-	-	-	-	-	-	-	-	-	-	-
at Western Illinois	0-0	0-0	0-0	0/0	0	2	0	0	0	0	0	4
at Bradley	0-0	0-0	2-2	0/0	0	2	2	0	0	0	0	9
UT Rio Grande Valley	2-2	0-0	0-0	1/0	1	0	4	0	0	0	0	6
at UMKC	0-1	0-0	0-0	2/1	3	1	0	0	0	0	0	6
Central Arkansas	1-1	0-0	0-0	0/2	2	2	2	0	1	0	0	9
at Indiana	1-1	0-0	0-0	1/1	2	3	2	0	3	1	0	12
Missouri State												
Northern Kentucky												
at Missouri State												
at DePaul												
vs. Chicago State												
vs. Troy/Cornell												
Henderson State												
Eastern Kentucky												
at Tennessee State												
at Belmont												
Tennessee Tech												
at UT Martin												
SIU Edwardsville												
Eastern Illinois												
at Murray State												
at Austin Peay												
at Jacksonville State												
Morehead State												
at SIU Edwardsville												
at Eastern Illinois												
UT Martin												
Murray State												
Austin Peay												

* - Game Started

2016-17 SEASON/CAREER-HIGHS

Points	4	vs. UT Rio Grande Valley (11/22/16)
Total Rebounds	3	at UMKC (11/28/16)
Offensive	2	at UMKC (11/28/16)
Defensive	2	2x, last vs. Central Arkansas (12/1/16)
FG Made	2	vs. UT Rio Grande Valley (11/22/16)
FG Attempted.....	2	vs. UT Rio Grande Valley (11/22/16)
3-Point FG Made.....	-	-
3-Point FG Attempted.....	-	-
FT Made.....	-	-
FT Attempted.....	-	-
Assists.....	-	-
Blocks.....	1	at Indiana (12/4/16)
Steals.....	-	-
Minutes	12	at Indiana (12/4/16)


CAREER STATISTICS AT SOUTHEAST MISSOURI

Season	G-GS	Min	Avg	FG-FGA	Pct	3FG-3FGA	Pct	FT-FTA	Overall												
									Pct	Off	Def	Tot	Avg	PF	FO	A	TO	Blk	Stl	Pts	Avg
2016-17	6-0	46	7.7	4-5	.800	0-0	.000	2-2	1.000	4	4	8	1.3	10	0	0	4	1	0	10	1.7
Ohio Valley Conference Games Only																					
Season	G-GS	Min	Avg	FG-FGA	Pct	3FG-3FGA	Pct	FT-FTA	Pct	Off	Def	Tot	Avg	PF	FO	A	TO	Blk	Stl	Pts	Avg
2016-17																					



Southeast Missouri State REDHAWKS

PLAYER PROFILES



MILOS VRANES

Forward

6-7 / 200 / Junior (3)

Belgrade, Serbia / Third Belgrade

North Dakota State College of Science

4

2016-17: Scored double figures off the bench four times...Ranks fourth on the team in scoring (7.3 ppg) and is shooting 51.2 percent (22-of-43) from the field...Second on the team with 10 three-pointers made and is third on the team with 3.8 rebounds...Led the Redhawks with 12 points in his first NCAA Division I game at Illinois (11/11)...Made a near-perfect 5-of-6 field goals and drained two 3-pointers in 17 minutes off the bench...Added a game-high three steals...Scored 15 points on 6-of-9 field goals and buried a season-high three 3-pointers at Western Illinois (11/16)...Stands eighth in the Ohio Valley Conference in field goal percentage and 3-point field goal percentage (.455)...Made a 3-pointer in six of eight games.

Signed with the Redhawks on May 5, 2016...Spent the last two years at North Dakota State College of Science...Led NDSCS with 5.9 rebounds per contest in 35 games...Was also third on the team in scoring (11.8 ppg) and 3-pointers made (69)...Averaged 9.9 points and five rebounds in 33 games and 21 starts during his first season with the Wildcats in 2014-15...Shot a team-best 49.6 percent (119-of-240) from the field, knocking down 43 three-pointers...Was among the team's top free throw shooters, ranking second with a 74.2 percent clip...NDSCS compiled an overall record of 54-14 with back-to-back National Junior College Athletic Association Tournament appearances, a pair of Region XIII titles, one conference championship (2015-16) and one district crown (2015-16) during the two years Vranes was on the team...Is the first international player on a Southeast roster since 2005-06 (Waylon Francis, C, Freeport, Bahamas).

Provides the frontcourt with skill and versatility...Can make threes and has the ability to pass and drive...Is creative when cutting to the basket...Performs well in the clutch and is an excellent student.

VRANES' GAME-BY-GAME STATISTICS

2016-17	FG	3P	FT	O/D	REB	E	PTS	A	TO	B	S	M
at Illinois	5-6	2-3	0-0	0/2	2	4	12	0	3	0	3	17
Hannibal-LaGrange	3-6	1-4	4-4	2/3	5	1	11	1	0	0	2	22
at Western Illinois	6-9	3-4	0-0	3/4	7	4	15	0	0	0	0	25
at Bradley	2-3	0-1	0-1	0/4	4	2	4	2	0	0	0	20
UT Rio Grande Valley	1-3	1-2	0-0	1/3	4	2	3	1	2	0	0	19
at UMKC	4-9	2-5	0-0	2/3	5	2	10	0	1	0	1	24
Central Arkansas	1-3	1-3	0-0	0/1	1	2	3	0	2	0	3	13
at Indiana	0-4	0-4	0-0	0/2	2	1	0	0	2	0	1	20
Missouri State												
Northern Kentucky												
at Missouri State												
at DePaul												
vs. Chicago State												
vs. Troy/Cornell												
Henderson State												
Eastern Kentucky												
at Tennessee State												
at Belmont												
Tennessee Tech												
at UT Martin												
SIU Edwardsville												
Eastern Illinois												
at Murray State												
at Austin Peay												
at Jacksonville State												
Morehead State												
at SIU Edwardsville												
at Eastern Illinois												
UT Martin												
Murray State												
Austin Peay												

* - Game Started

2016-17 SEASON/CAREER-HIGHS

Points	15	at Western Illinois (11/16/16)
Total Rebounds	7	at Western Illinois (11/16/16)
Offensive	3	at Western Illinois (11/16/16)
Defensive	4	2x, last at Bradley (11/18/16)
FG Made	6	at Western Illinois (11/16/16)
FG Attempted	9	2x, last at UMKC (11/28/16)
3-Point FG Made	2	2x, last at UMKC (11/28/16)
3-Point FG Attempted	5	at UMKC (11/28/16)
Assists	2	at Bradley (11/18/16)
Blocks	-	-
Steals	3	2x, last vs. Central Arkansas (12/1/16)
Minutes	25	at Western Illinois (11/16/16)

CAREER STATISTICS AT SOUTHEAST MISSOURI

Season	G-GS	Min	Avg	FG-FGA	Pct	3FG-3FGA	Pct	FT-FTA	Overall												
									Pct	Off	Def	Tot	Avg	PF	FO	A	TO	Blk	Stl	Pts	Avg
2016-17	8-0	160	20.0	22-43	.512	10-26	.385	4-5	.800	8	22	30	3.8	18	0	4	10	0	10	58	7.3
Ohio Valley Conference Games Only																					
Season	G-GS	Min	Avg	FG-FGA	Pct	3FG-3FGA	Pct	FT-FTA	Pct	Off	Def	Tot	Avg	PF	FO	A	TO	Blk	Stl	Pts	Avg
2016-17																					



RECORDS VS. ALL OPPONENTS

Abilene Christian.....3-0	Eastern Illinois* 25-23	Midwestern University..... 2-1	Sacred Heart.....0-1	Sparks College.....1-1	Western Carolina.....1-0
Alabama A&M..... 2-1	Eastern Kentucky*18-29	Middle Tennessee.....14-7	Saint Louis.....4-9	Spring Hill (Mobile).....1-0	Western Colorado.....1-0
Alabama-Birmingham.....0-1	Eastern Michigan 0-2	Millikin.....2-3	Samford*3-6	State College of Iowa.....0-1	Western Illinois6-5
Alabama-Huntsville.....0-2	Eastern Tennessee State..1-0	Mississippi.....0-3	Sam Houston State.....1-0	St. Bonaventure.....0-1	Western Kentucky0-4
Alaska.....1-0	Eastern Washington1-0	Mississippi State.....0-1	San Diego.....0-1	St. Regis (Denver).....901	Western Michigan.....0-1
Alcorn State.....2-0	Emporia State.....1-0	Mississippi Valley State...0-3	San Francisco1-0	Tennessee State*19-24	Westminster College.....7-5
Arkansas.....1-8	Evangel College1-0	Missouri.....0-8	San Jose State.....1-0	Tennessee Tech*15-32	Wheaton1-0
Arkansas College1-0	Evansville*3-10	Missouri Baptist.....15-0	Savannah State1-0	Texas Arlington.....2-0	William Jewell.....0-1
Arkansas-Little Rock.....1-3	Fairfield1-1	Missouri-Kansas City..... 7-3	School of the Ozarks.....1-2	Texas Rio Grande Valley .. 3-1	William Penn.....1-0
Arkansas State31-29	Florida Gulf Coast0-1	Missouri State54-90	Sewanee1-0	Texas State.....1-0	Williams Baptist.....1-0
Arkansas Tech.....0-1	Florida Southern.....0-2	Missouri-St. Louis..... 26-11	SMU.....0-2	Texas Wesleyan.....1-0	Wisconsin.....0-1
Augustana1-0	Florida State.....0-1	Missouri S&T.....102-32	South Dakota State.....3-0	Toledo0-1	Wisconsin-Green Bay2-2
Austin Peay.....21-35	Fort Wayne.....1-1	Missouri Southern 8-1	South Florida0-2	Transylvania.....1-0	Wisconsin-Milwaukee..... 5-1
Baker University3-0	Fresno State.....0-1	Missouri Western 4-2	Southeastern Louisiana ..6-0	Troy4-1	Wittenberg.....0-1
Ball State.....0-2	Grambling State.....0-1	Montana.....0-4	Southeastern Oklahoma..1-0	Truman State.....83-62	Xavier (Ohio).....0-2
Belmont0-4	Hannibal-LaGrange..... 6-0	Morehead State17-28	Southern Arkansas.....1-0	Tulane1-1	
Benedictine.....1-0	Harding1-0	Morris Brown.....2-0	Southern Calif. College.....1-0	Tulsa0-2	* Indicates opponents SEMO
Bethel College.....1-0	Harris-Stowe9-2	Murray State.....19-54	Southern Illinois..... 44-69	Union University.....16-6	had to vacate one win against
Birmingham Southern.....0-1	Henderson State.....3-2	Nebraska.....0-1	SIU Edwardsville16-9	Upper Iowa.....1-0	during the 2007-08 season
Bowling Green.....0-2	Hendrix College0-1	Nebraska-Kearney.....0-1	Southern Indiana.....3-2	UT Martin40-25	due to NCAA infractions.
Bradley.....2-7	Houston.....0-1	New Haven University.....0-1	Southern Mississippi.....1-2	Vanderbilt.....0-1	
Cal State Bakersfield.....0-1	Illinois.....0-3	New Mexico Highlands.....0-1	Southern Utah.....1-1	Washburn.....3-2	2016-17 Opponents in Bold
Cal State Hayward.....1-0	Illinois-Chicago.....0-2	New Mexico.....0-1	Southwest Baptist6-7	West Florida0-1	
Cal State Riverside.....2-1	Illinois College.....5-0	New Orleans.....2-0	Southwest of Memphis.....1-0	West Georgia.....1-0	
Cal State Santa Barbara...1-0	Illinois State.....1-7	Nicholls State0-1	Southwestern Oklahoma..1-0	West Texas State.....1-1	
Campbell1-0	Indiana0-1	Norfolk State.....2-0			
Canterbury College.....3-0	Indiana State.....0-2	North Alabama.....2-0			
Centenary.....0-1	Iowa0-1	North Carolina Central...0-1			
Central Arkansas..... 9-6	Iowa State.....0-2	North Texas.....1-1			
Central Baptist College ...1-0	IUPUI.....2-0	Northern Illinois.....1-1			
Central Florida.....1-0	Jackson State.....2-0	Northern Kentucky1-1			
Central Methodist*7-0	Jacksonville State*6-13	Northwest Missouri65-60			
Central Michigan.....1-0	Kansas0-1	Northwest Oklahoma.....1-0			
Central Missouri.....38-37	Kansas State0-1	Oakland City.....17-0			
Chattanooga1-0	Kentucky Christian.....1-0	Oakland University.....0-1			
Cheyney State.....1-0	Kentucky Wesleyan..... 6-12	Ohio Northern1-0			
Chicago State.....1-1	Lewis University.....1-0	Oklahoma.....0-1			
Christian Brothers.....13-3	Lincoln University.....28-20	Oklahoma State.....0-1			
Cincinnati.....0-2	Lindenwood College.....1-0	Old Dominion.....0-1			
Cleveland State.....1-1	Longwood*1-0	Oral Roberts1-4			
Colorado State.....0-2	Louisiana State.....0-1	Oregon.....0-1			
Columbia College.....1-0	Louisiana Tech*1-3	Ottawa University.....2-2			
Concordia Seminary22-12	Louisville0-1	Ouachita Baptist.....2-0			
Coppin State0-1	Loyola Marymount0-2	Panhandle A&M2-0			
Creighton.....0-1	Loyola (New Orleans).....1-0	Parks College.....1-0			
Culver-Stockton*.....3-1	Lyon College1-0	Peru State.....2-0			
Dakota Wesleyan.....1-0	Maine.....1-0	Philander Smith.....1-0			
Dayton0-1	Maryville College.....4-0	Pittsburg State5-0			
Delta State8-10	MacMurray College.....1-0	Prairie View A&M.....1-0			
DePaul.....0-1	McKendree College.....19-5	Purdue0-2			
Drake.....0-1	McNeese State1-1	Quincy College12-10			
Drury College.....1-0	Memphis.....2-5	Robert Morris1-0			
Earlham College.....1-0	Miami (Ohio).....1-1	Rockhurst2-0			
East Texas.....1-0	Mid-Continent.....1-0	Rust College.....2-0			
		Sacramento State.....2-0			
			Alabama.....0-4	Jacksonville.....1-0	South Florida.....1-0
			Alabama A&M.....0-2	Jacksonville State.....0-1	Southeastern Louisiana ...1-0
			Alcorn State.....1-0	Kennesaw State1-0	Southern Illinois.....0-1
			Arkansas.....0-4	Kentucky0-4	SIU Edwardsville1-1
			Arkansas State0-1	Loyola Chicago.....1-1	TCU0-2
			Auburn.....3-2	Loyola Marymount0-1	Tennessee1-4
			Austin Peay.....0-2	LSU1-3	Tennessee State0-1
			Belmont.....0-1	Marquette.....0-1	Tennessee Tech.....0-1
			Bowling Green.....0-1	Maryland Eastern Shore ..1-0	Texas0-1
			Bradley.....0-1	McNeese State0-1	Texas Rio Grande Valley ...1-1
			Central Arkansas.....2-0	Memphis.....0-1	Troy0-1
			Clayton State.....1-0	Mississippi Valley State...2-0	Texas A&M.....1-3
			Dayton0-1	Missouri2-2	Texas-San Antonio.....1-0
			Eastern Illinois.....0-2	Missouri-Kansas City.....0-1	Tulane0-1
			Eastern Kentucky.....0-1	Missouri State.....1-0	UNLV0-1
			Evansville.....0-1	Morehead State.....0-1	Utah State.....1-1
			Florida.....0-4	Murray State0-2	UT Martin.....1-1
			Florida Atlantic1-0	New Orleans.....1-0	Vanderbilt2-3
			Florida A&M.....1-0	North Carolina.....0-1	Western Carolina.....1-0
			Florida Gulf Coast.....1-0	Northern Kentucky.....0-1	Western Illinois1-0
			Florida State.....1-0	Ole Miss2-6	Total46-88
			Georgia.....1-3	Oregon State.....0-1	
			Hannibal-LaGrange.....2-0	Prairie View A&M1-0	
			Harris-Stowe.....1-0	Providence.....0-1	
			Illinois.....0-1	Saint Louis.....1-0	
			Indiana.....0-1	South Carolina2-3	
			Jackson State.....1-0	South Carolina Upstate....0-1	

Southeast Missouri State REDHAWKS

BOX SCORES

GAME 1 - ILLINOIS 81, SOUTHEAST MISSOURI 62

November 11, 2016 • State Farm Center • Champaign, Ill.

GAME 2 - SOUTHEAST MISSOURI 86, HANNIBAL-LAGRANGE 54

November 11, 2016 • State Farm Center • Champaign, Ill.



Official Basketball Box Score - Game Totals - Final Statistics
Southeast Missouri vs Illinois
 11-11-16 8 p.m. at State Farm Center - Champaign, Ill.



Southeast Missouri 62 • 0-1

#	Player	Total		3-Ptr		Rebounds		PF	TP	A	TO	Blk	Stl	Min	
		FG	FGA	FG	FGA	FT	FTA								Off
13	KELLUM, Trey	r	2-8	0-0	2-2	4	3	7	2	6	0	1	0	0	28
01	CLEVELAND, Antonius	g	4-9	2-2	0-0	0	3	3	1	10	1	1	0	0	22
12	CALVIN, Jamaal	g	1-2	1-2	0-0	1	0	1	0	3	0	1	0	0	15
22	BENTON, Jaylen	g	2-6	1-5	0-0	0	0	0	1	5	1	0	0	0	16
34	MAHONEY, Denzel	g	2-7	0-3	0-2	0	1	1	3	4	0	0	0	0	20
00	DUFFUS, Dondre	g	1-4	0-1	0-0	0	1	1	2	2	3	3	0	0	20
02	EADY, Tahj	g	3-5	3-4	0-0	1	1	2	1	9	3	0	0	1	16
04	VRANES, Milos	g	5-6	2-3	0-0	0	2	4	12	0	3	0	0	3	17
05	ANGUS III, Joel	g	1-2	0-0	0-0	0	1	0	2	1	0	0	0	0	9
10	DALTON, Jonathan	g	1-2	0-0	0-0	0	0	0	2	2	1	0	0	0	9
23	SIMMONS, Daniel	g	3-10	1-4	0-1	1	2	3	2	7	3	1	0	1	28
Team					0	1	1			2					
Totals			25-61	10-24	2-5	7	15	22	18	62	12	13	0	5	200

FG % 1st Half: 12-31 38.7% 2nd half: 13-30 43.3% Game: 25-61 41.0% Deadball Rebounds: 1,3
 3FG % 1st Half: 5-11 45.5% 2nd half: 5-13 38.5% Game: 10-24 41.7%
 FT % 1st Half: 2-3 66.7% 2nd half: 0-2 0.0% Game: 2-5 40.0%

Illinois 81 • 1-0

#	Player	Total		3-Ptr		Rebounds		PF	TP	A	TO	Blk	Stl	Min	
		FG	FGA	FG	FGA	FT	FTA								Off
43	Finke, Michael	r	4-6	3-5	1-2	2	5	7	2	12	0	1	0	0	24
22	Morgan, Maverick	c	8-8	0-0	0-0	1	2	3	3	16	0	3	2	0	24
13	Abrams, Tracy	g	4-5	3-4	2-2	0	2	2	13	3	2	0	1	3	27
21	Hill, Malcolm	g	6-11	2-6	7-7	1	7	8	21	4	1	1	1	33	
23	Jordan, Aaron	g	0-2	0-0	0-0	0	2	2	0	0	0	0	0	9	
00	Williams, D.J.	g	3-6	0-1	0-0	1	3	4	0	6	1	0	0	18	
01	Tate, Jaylon	g	1-4	0-3	0-0	0	1	1	2	6	3	0	1	25	
03	Lucas, Te'Jon	g	0-0	0-0	0-0	0	0	0	0	0	0	0	0	0+	
05	Coleman-Lands, Jalen	g	3-10	3-10	0-0	0	1	1	9	0	0	0	0	24	
33	Thorne Jr., Mike	g	1-1	0-0	0-1	0	5	5	1	2	0	3	2	16	
41	Jones, Clayton	g	0-0	0-0	0-0	0	0	0	0	0	0	0	0	0+	
44	Austin, Alex	g	0-0	0-0	0-0	0	1	1	0	0	0	0	0	0+	
Team					0	1	3			1					
Totals			30-53	11-31	10-12	7	30	37	14	81	14	16	5	3	200

FG % 1st Half: 15-27 55.6% 2nd half: 15-26 57.7% Game: 30-53 56.6% Deadball Rebounds: 0,1
 3FG % 1st Half: 4-14 28.6% 2nd half: 7-17 41.2% Game: 11-31 35.5%
 FT % 1st Half: 3-5 60.0% 2nd half: 7-7 100.0% Game: 10-12 83.3%

Officials: Larry Scrotto, Mark Riggs, Brooks Wells
 Technical fouls: Southeast Missouri-None. Illinois-None.
 Attendance: 10790

Score by periods	1st		2nd		Total	
	SEMO	ILL	SEMO	ILL	SEMO	ILL
Southeast Missouri	31	31	62			
Illinois	37	44	81			

Points	In	Off	2nd	Fast	Bench
26	16	5	2	34	
26	22	10	6	19	



Official Basketball Box Score - Game Totals - Final Statistics
Hannibal-LaGrange vs Southeast Missouri
 11-13-16 2 p.m. at Show Me Center - Cape Girardeau, Mo.



Hannibal-LaGrange 54

#	Player	Total		3-Ptr		Rebounds		PF	TP	A	TO	Blk	Stl	Min	
		FG	FGA	FG	FGA	FT	FTA								Off
11	NICOLL, Greg	r	2-2	1-1	0-0	0	2	2	3	5	0	2	0	0	14
14	HILL, Tyler	r	0-3	0-1	0-0	1	2	3	1	0	1	1	0	0	13
04	EARLY, Demetrius	r	3-5	3-4	1-3	0	3	3	2	10	3	7	0	1	30
23	GARLAND, D'Avontae	g	2-4	0-2	0-1	0	1	1	3	4	2	2	0	0	28
30	PACE, Tim	g	8-10	3-5	0-0	1	6	7	3	19	1	3	1	0	30
00	INGLE, Adam	g	0-1	0-1	0-0	1	0	1	0	0	2	3	0	0	12
01	HICKMAN, Jordan	g	1-1	0-0	0-0	1	2	3	2	2	0	3	0	1	18
02	TERRELL, De'Shawn	g	1-3	1-2	2-4	0	1	1	5	3	5	0	0	20	
03	PLUNKETT, Reed	g	0-1	0-1	0-0	0	0	0	0	0	0	0	0	2	
05	ISON, Trevor	g	2-9	0-3	0-0	2	1	3	0	4	1	1	0	15	
15	RACKERS, Grant	g	0-0	0-0	0-0	0	0	0	0	0	0	0	0	2	
22	THERBAU, Clay	g	1-1	0-0	0-0	0	0	0	0	0	1	0	0	2	
24	HIVELY, Izack	g	1-3	1-1	0-0	1	1	2	1	3	0	1	0	14	
Team					0	4				1					
Totals			21-43	9-21	3-8	7	23	30	17	54	13	30	1	2	200

FG % 1st Half: 12-24 50.0% 2nd half: 9-19 47.4% Game: 21-43 48.8% Deadball Rebounds: 2
 3FG % 1st Half: 7-14 50.0% 2nd half: 2-7 28.6% Game: 9-21 42.9%
 FT % 1st Half: 0-1 0.0% 2nd half: 3-7 42.9% Game: 3-8 37.5%

Southeast Missouri 86 • 1-1

#	Player	Total		3-Ptr		Rebounds		PF	TP	A	TO	Blk	Stl	Min	
		FG	FGA	FG	FGA	FT	FTA								Off
13	KELLUM, Trey	r	4-8	0-0	3-3	5	2	7	3	11	0	2	1	25	
01	CLEVELAND, Antonius	g	7-12	0-2	2-3	0	2	2	1	16	2	1	1	3	27
12	CALVIN, Jamaal	g	1-4	1-3	0-0	0	4	4	3	3	5	0	0	6	19
22	BENTON, Jaylen	g	1-4	0-2	2-2	0	1	1	1	4	2	1	0	3	13
34	MAHONEY, Denzel	g	4-6	2-2	0-0	3	5	4	13	0	1	0	2	26	
00	DUFFUS, Dondre	g	5-7	0-0	2-2	1	1	2	1	12	3	0	1	4	21
02	EADY, Tahj	g	2-6	2-4	0-0	0	0	0	1	6	2	1	0	1	21
04	VRANES, Milos	g	3-6	1-4	4-4	2	3	5	1	11	1	0	0	22	
10	DALTON, Jonathan	g	2-3	0-1	1-2	0	0	0	2	5	1	2	0	1	12
11	SAMPLE, Eli	g	0-1	0-0	0-0	0	0	0	0	0	0	0	0	4	
23	SIMMONS, Daniel	g	2-7	0-3	1-2	0	2	2	0	5	1	0	0	19	
Team					0	2				2					
Totals			31-64	5-21	19-22	12	18	30	17	86	17	8	3	23	200

FG % 1st Half: 14-33 42.4% 2nd half: 17-31 54.8% Game: 31-64 48.4% Deadball Rebounds: 1
 3FG % 1st Half: 3-13 23.1% 2nd half: 2-8 25.0% Game: 5-21 23.8%
 FT % 1st Half: 7-7 100.0% 2nd half: 12-15 80.0% Game: 19-22 86.4%

Officials: K.B. Burdett, Cody Crum, Chris Koopman
 Technical fouls: Hannibal-LaGrange-None. Southeast Missouri-None.
 Attendance: 807

Score by periods	1st		2nd		Total	
	Hannibal-LaGrange	SEMO	Hannibal-LaGrange	SEMO	Hannibal-LaGrange	SEMO
Hannibal-LaGrange	31	23	54			
Southeast Missouri	38	48	86			

Points	In	Off	2nd	Fast	Bench
20	8	4	14	16	39
46	41	14	16	39	

GAME 3 - SOUTHEAST MISSOURI 74, WESTERN ILLINOIS 71

November 16, 2016 • Western Hall • Macomb, Ill.

GAME 4 - BRADLEY 84, SOUTHEAST MISSOURI 78

November 18, 2016 • Carver Arena • Peoria, Ill.



Official Basketball Box Score - Game Totals - Final Statistics
Southeast Missouri vs Western Illinois
 11-16-16 7 p.m. at Western Hall -- Macomb, Ill.



Southeast Missouri 74 • 2-1

#	Player	Total		3-Ptr		Rebounds		PF	TP	A	TO	Blk	Stl	Min	
		FG	FGA	FG	FGA	FT	FTA								Off
13	KELLUM, Trey	r	5-10	0-0	3-4	3	3	6	5	13	1	3	0	1	25
00	DUFFUS, Dondre	r	1-5	0-0	4-6	1	3	4	3	6	0	0	0	3	21
01	CLEVELAND, Antonius	g	8-11	2-3	4-5	0	6	0	20	2	3	3	1	33	
12	CALVIN, Jamaal	g	2-5	0-1	0-0	0	3	3	2	4	2</				

Southwest Missouri State REDHAWKS

BOX SCORES

GAME 5 - SOUTHEAST MISSOURI 83, UT RIO GRANDE VALLEY 72

November 22, 2016 • Show Me Center • Cape Girardeau, Mo.

GAME 6 - UMKC 86, SOUTHEAST MISSOURI 75

November 28, 2016 • Municipal Auditorium • Kansas City, Mo.



Official Basketball Box Score - Game Totals - Final Statistics
UT Rio Grande Valley vs Southeast Missouri
 11-22-16 6:30 p.m. at Show Me Center - Cape Girardeau, Mo.



UT Rio Grande Valley 72 • 0-5

#	Player	Total		3-Ptr		Rebounds		PF	TP	A	T	Blk	Stl	Min	
		FG-FGA	FG-FGA	FT-FTA	Off Def Tot										
21	Hoffman, Mike	r	6-11	3-4	2-2	1	6	7	2	17	0	0	1	25	
35	Loy, Gage	r	1-4	0-1	2-2	2	2	4	2	4	0	0	0	16	
04	Dixon, Nick	g	2-2	1-1	0-0	0	1	1	2	5	0	4	0	14	
13	Stallworth, Lew	g	7-11	2-3	7-9	0	4	4	1	23	6	5	0	36	
55	Green, Antonio	g	6-16	2-8	1-1	1	1	2	15	3	2	0	1	30	
00	Nwabuzor, Mike	g	0-1	0-1	0-0	0	0	0	0	0	0	0	0	3	
05	Jones, Walter	g	0-2	0-0	0-0	0	1	3	0	0	0	0	1	22	
11	Varner Jr., Lesley	g	1-3	0-1	0-0	0	4	4	5	2	1	0	0	14	
12	Mora, Nick	g	0-0	0-0	0-0	0	0	0	0	0	0	0	0	1	
20	McDonald, Moe	g	0-0	0-0	1-2	0	0	0	1	1	3	0	0	8	
25	McDaniel Jr., Xavier	g	2-4	1-2	0-1	2	1	3	2	5	0	2	0	18	
32	Rwabigwi, Adonis	g	0-2	0-0	0-0	1	1	2	0	0	0	0	0	5	
Team							0		0				0		
Totals			25-56	9-21	13-17	7	21	28	20	72	13	13	1	5	200

FG % 1st Half: 12.29 41.4% 2nd half: 13.27 48.1% Game: 25.56 44.6% Deadball Rebounds: 2
 3FG % 1st Half: 5.11 45.5% 2nd half: 4.10 40.0% Game: 9.21 42.9%
 FT % 1st Half: 3-4 75.0% 2nd half: 10-13 76.9% Game: 13-17 76.5%

Southeast Missouri 83 • 3-2

#	Player	Total		3-Ptr		Rebounds		PF	TP	A	T	Blk	Stl	Min	
		FG-FGA	FG-FGA	FT-FTA	Off Def Tot										
13	KELLUM, Trey	r	6-8	0-0	3-5	3	5	8	2	15	2	2	1	32	
34	MAHONEY, Denzel	r	2-7	1-3	2-2	0	1	1	5	7	0	1	1	23	
00	DUFFUS, Dondre	g	1-4	0-0	2-2	0	1	1	4	2	0	0	1	19	
01	CLEVELAND, Antonius	g	8-15	0-2	5-7	4	6	10	3	21	4	1	0	27	
12	CALVIN, Jamaal	g	5-7	4-5	0-0	1	3	4	1	14	1	3	0	20	
04	VRANES, Milos	g	1-3	1-2	0-0	1	3	4	2	3	1	2	0	19	
10	DALTON, Jonathan	g	0-4	0-2	1-2	2	2	4	0	1	3	1	0	21	
22	BENTON, Jaylen	g	2-4	2-3	0-0	0	2	2	3	6	2	0	0	15	
23	SIMMONS, Daniel	g	2-7	1-2	3-4	1	1	2	1	8	5	1	0	18	
35	TCHIENGANG, William	g	2-2	0-0	0-0	1	0	1	0	4	0	0	0	6	
Team							1		2				3		
Totals			29-61	9-19	16-22	14	26	40	17	83	19	13	1	6	200

FG % 1st Half: 14-31 45.2% 2nd half: 15-30 50.0% Game: 29-61 47.5% Deadball Rebounds: 3
 3FG % 1st Half: 4-9 44.4% 2nd half: 5-10 50.0% Game: 9-19 47.4%
 FT % 1st Half: 5-6 83.3% 2nd half: 11-16 68.8% Game: 16-22 72.7%

Officials: Tim Fitzgerald, Brad Fritsche, Andy Ezzeles
 Technical fouls: UT Rio Grande Valley-None. Southeast Missouri-None.
 Attendance: 1139

Score by periods				1st	2nd	Total
UT Rio Grande Valley	32	40	72			
Southeast Missouri	37	46	83			

GAME 7 - SOUTHEAST MISSOURI 87, CENTRAL ARKANSAS 63

December 1, 2016 • Show Me Center • Cape Girardeau, Mo.

GAME 8 - #10 INDIANA 83, SOUTHEAST MISSOURI 55

December 4, 2016 • Assembly Hall • Bloomington, Ind.



Official Basketball Box Score - Game Totals - Final Statistics
Central Arkansas vs Southeast Missouri
 12-01-16 6:30 p.m. at Show Me Center - Cape Girardeau, Mo.



Central Arkansas 63 • 1-6

#	Player	Total		3-Ptr		Rebounds		PF	TP	A	T	Blk	Stl	Min	
		FG-FGA	FG-FGA	FT-FTA	Off Def Tot										
01	CHRISTENSSON, Albert	r	0-1	0-0	1-2	0	1	1	4	1	0	1	0	13	
01	HOWARD, Jordan	g	6-12	2-6	1-1	0	5	5	0	15	1	1	0	31	
10	KANSA, Mathieu	g	0-2	0-0	1-1	0-1	2	1	0	11	3	0	0	28	
25	UNRUH, Thatch	g	1-4	1-4	0-0	0	1	1	2	3	1	0	0	19	
32	BROOKS, Derreck	g	4-13	1-5	2-2	3	4	7	0	11	1	6	0	32	
02	LEE, Ethan	g	0-0	0-0	0-0	0	0	0	0	1	0	0	0	9	
11	LOWERY, Jeff	g	2-7	0-1	0-0	0	0	0	2	4	0	3	0	18	
12	PARNELL, Darraja	g	3-6	0-1	5-5	2	0	2	1	11	3	0	0	16	
13	IYEKOPOLOR, Otas	g	2-2	0-0	0-0	0	1	0	1	0	0	0	0	6	
11	SCHMIT, Tanner	g	0-1	0-0	0-0	2	2	2	0	1	2	0	0	11	
23	WEIDENAR, Aaron	g	1-2	1-2	0-0	0	4	4	0	3	0	1	0	12	
33	GRANT, Jordan	g	0-0	0-0	0-0	0	0	0	0	0	0	0	0	2	
Team							1		2				3		
Totals			24-57	6-20	9-11	8	21	29	12	63	11	19	0	10	200

FG % 1st Half: 16-27 59.3% 2nd half: 8-30 26.7% Game: 24-57 42.1% Deadball Rebounds: 1
 3FG % 1st Half: 4-10 40.0% 2nd half: 2-10 20.0% Game: 6-20 30.0%
 FT % 1st Half: 1-1 100.0% 2nd half: 8-10 80.0% Game: 9-11 81.8%

Southeast Missouri 87 • 4-3

#	Player	Total		3-Ptr		Rebounds		PF	TP	A	T	Blk	Stl	Min	
		FG-FGA	FG-FGA	FT-FTA	Off Def Tot										
13	KELLUM, Trey	r	10-14	0-0	1-2	3	6	9	0	21	1	2	2	31	
01	CLEVELAND, Antonius	g	3-9	1-4	6-6	0	8	8	2	13	4	3	2	32	
12	CALVIN, Jamaal	g	2-6	2-5	0-0	1	2	3	2	6	9	0	0	20	
22	BENTON, Jaylen	g	5-8	1-1	0-0	0	1	1	0	13	5	2	0	30	
34	MAHONEY, Denzel	g	5-10	2-5	0-0	3	2	5	1	12	3	0	0	27	
02	EADDY, Tahj	g	3-6	3-4	0-0	3	2	5	0	9	1	3	0	21	
04	VRANES, Milos	g	1-3	1-3	0-0	0	1	1	2	3	0	2	0	13	
11	SAMPLE, Eli	g	1-1	1-1	0-0	0	0	0	0	3	1	0	0	3	
23	SIMMONS, Daniel	g	2-7	1-6	0-0	0	1	1	2	5	4	2	0	22	
35	TCHIENGANG, William	g	1-1	0-0	0-0	0	2	2	2	0	1	0	0	9	
Team							1		2				1		
Totals			33-65	14-34	1-8	12	26	38	11	87	28	16	4	12	200

FG % 1st Half: 11-29 37.9% 2nd half: 22-36 61.1% Game: 33-65 50.8% Deadball Rebounds: 0
 3FG % 1st Half: 4-16 25.0% 2nd half: 10-18 55.6% Game: 14-34 41.2%
 FT % 1st Half: 1-1 100.0% 2nd half: 3-4 75.0% Game: 7-8 87.5%

Officials: Greg Rennegarbe, J.B. deRosa, Chase Vaden
 Technical fouls: Central Arkansas-None. Southeast Missouri-None.
 Attendance: 1437

Score by periods				1st	2nd	Total
Central Arkansas	37	26	63			
Southeast Missouri	30	57	87			



Official Basketball Box Score - Game Totals - Final Statistics
Southeast Missouri vs Indiana
 12-04-16 4 p.m. at Assembly Hall - Bloomington, Ind.



Southeast Missouri 55 • 4-4

#	Player	Total		3-Ptr		Rebounds		PF	TP	A	T	Blk	Stl	Min	
		FG-FGA	FG-FGA	FT-FTA	Off Def Tot										
13	KELLUM, Trey	r	3-9	0-0	1-2	4	3	7	4	7	0	3	0	1	28
01	CLEVELAND, Antonius	g	6-13	0-1	1-3	2	3	5	2	13	0	1	0	31	
12	CALVIN, Jamaal	g	1-4	1-3	0-0	0	1	1	2	3	2	0	1	24	
22	BENTON, Jaylen	g	3-9	1-6	0-0	0	2	2	4	7	3	0	0	1	24
34	MAHONEY, Denzel	g	4-9	2-6	6-8	2	1	3	3	16	0	0	0	0	20
02	EADDY, Tahj	g	1-6	1-3	2-2	1	3	4	0	5	0	1	0	1	16
04	VRANES, Milos	g	0-4	0-4	0-0	0	2	2	1	0	2	0	0	1	20
10	DALTON, Jonathan	g	0-3	0-0	0-0	0	0	0	1	0	1	0	0	0	7
11	SAMPLE, Eli	g	0-0	0-0	0-0	0	0	0	0	0	0	0	0	0	3
23	SIMMONS, Daniel	g	1-6	0-2	0-0	2	1	3	1	2	3	0	0	0	15
35	TCHIENGANG, William	g	1-1	0-0	0-0	1	1	2	3	2	0	3	1	0	12
Team							3		1				2		
Totals			20-64	5-25	10-16	15	18	33	21	55	7	14	1	5	200

FG % 1st Half: 10-35 28.6% 2nd half: 10-29 34.5% Game: 20-64 31.3% Deadball Rebounds: 3
 3FG % 1st Half: 3-14 21.4% 2nd half: 2-11 18.2% Game: 5-25 20.0%
 FT % 1st Half: 3-5 60.0% 2nd half: 7-11 63.6% Game: 10-16 62.5%

Indiana 83 • 7-1

#	Player	Total		3-Ptr		Rebounds		PF	TP	A	T	Blk	Stl	Min	
		FG-FGA	FG-FGA	FT-FTA	Off Def Tot										
13	Morgan, Juwan	r	4-4	1-1	2-3	2	1	3	3	11	1	2	1	1	22
31	Bryant, Thomas	c	1-2	0-1	5-6	3	7	10	1	7	3	2	4	3	30
01	Blackmon Jr., James	g	5-11	1-6	0-0	1	6	7	0	11	0	2	0	1	25
02	Newkirk, Josh	g	2-8	0-3	4-6	0	4	4	2	8	3	0	0	1	31
04	Johnson, Robert	g	7-13	3-6	0-0	0	7	7	1	17	2	0	1	0	30
00	Jones, Curtis	g	3-4	1-2	1-1	1	1	2	1	8	0	2	0	2	13